Garfield County School District
145 E Center St., Panguitch, UT 84759
Phone: 435-676-8821

AGENDA OF GARFIELD COUNTY SCHOOL DISTRICT BOARD MEETING

The Board of Directors
County School District

A Garfield County School District Board Meeting of the Board of Directors of County School District will be held Thursday, October 16, 2025, beginning at 5:00 PM in the Garfield County Courthouse, 55 S Main St., Panguitch, UT 84759.

If necessary, an executive session may be held in accordance with the Utah Code 52-4-205 (Purpose of Closed Meetings). One or more members of the Board may participate telephonically in accordance with Utah Code 52-4-207 (Electronic Meetings).
Note: Board Meeting Schedule subject to change.
The subjects to be discussed or considered or upon which any formal action may be taken are listed below. Items do not have to be taken in the same order as shown on this meeting notice. Unless removed from the consent agenda, items identified within the consent agenda will be acted on at one time.

I. Regular Board Meeting
If necessary, an executive session may be held in accordance with the Utah Code 52-4-205 (Purpose of Closed Meetings).
One or more members of the Board may participate telephonically in accordance with Utah Code 52-4-207 (Electronic Meetings).
Note: Board meeting schedule subject to change. The purpose of the open meetings provisions is to ensure that public bodies take their actions openly and conduct their deliberations openly in accordance with Utah Code 52-4-102(2), with the knowledge of the public. This law is not a mandate that members of the public be permitted to participate or provide comments in all public meetings.

A. Welcome
ELECTRONIC PARTICIPATION MAY BE LIMITED BY A SCHEDULED POWER OUTAGE AND IN-PERSON ATTENDANCE IS STRONGLY ENCOURAGED.
The purpose of the open meetings provisions is to ensure that public bodies "take their actions openly" and "conduct their deliberations openly" Code 52-4-

102(2), with the knowledge of the public. This law is not a mandate that members of the public be permitted to participate or provide comment in all public meetings.

II. Consent Agenda Items

A. Approve School Board Meeting Minutes

Our adopted rules of Parliamentary Procedure, Robert's Rules, provide for a consent agenda listing several items for approval of the Board by a single motion. Most of the items listed under the consent agenda have gone through Board subcommittee review and recommendation. Documentation concerning these items has been provided to all Board members and the public in advance to assure an extensive and thorough review. Items may be removed from the consent agenda at the request of any board member.

B. Approve Financial Reports

Our adopted rules of Parliamentary Procedure, Robert's Rules, provide for a consent agenda listing several items for approval of the Board by a single motion. Most of the items listed under the consent agenda have gone through Board subcommittee review and recommendation. Documentation concerning these items has been provided to all Board members and the public in advance to assure an extensive and thorough review. Items may be removed from the consent agenda at the request of any board member.

C. Approve Hiring Recommendations
M. Marshall- PES Sub
M. McPherson- EHS/EES Sub
B. Feller- PHS Sub
K. Mulligan-BVHS/BVES Sub

Our adopted rules of Parliamentary Procedure, Robert's Rules, provide for a consent agenda listing several items for approval of the Board by a single motion. Most of the items listed under the consent agenda have gone through Board subcommittee review and recommendation. Documentation concerning these items has been provided to all Board members and the public in advance to assure an extensive and thorough review. Items may be removed from the consent agenda at the request of any board member.

D. Letters of Resignation
N. Dax Resignation

Our adopted rules of Parliamentary Procedure, Robert's Rules, provide for a consent agenda listing several items for approval of the Board by a single motion. Most of the items listed under the consent agenda have gone through Board subcommittee review and recommendation. Documentation concerning these items has been provided to all Board members and the public in advance

to assure an extensive and thorough review. Items may be removed from the consent agenda at the request of any board member.

E. Enrollment Report

Our adopted rules of Parliamentary Procedure, Robert's Rules, provide for a consent agenda listing several items for approval of the Board by a single motion. Most of the items listed under the consent agenda have gone through Board subcommittee review and recommendation. Documentation concerning these items has been provided to all Board members and the public in advance to assure an extensive and thorough review. Items may be removed from the consent agenda at the request of any board member.

F. Home School Affidavits

G. Sports and Transportation Approvals
PHS Girls Basketball Schedule
BVHS Wrestling Schedule & Assurance Form

Submission and Approval Timeline:

1. **Fall Sports Schedules:**
   - Submission: May of the previous school year
   - Approval: June board meeting
2. **Winter Sports Schedules:**
   - Submission: August
   - Approval: September board meeting
3. **Spring Sports Schedules:**
   - Submission: December
   - Approval: January board meeting
4. **Summer Sports Schedules:**
   - Submission: April
   - Approval: May board meeting

Approval Criteria:
When reviewing sports travel schedules, the board will focus on:

- **Amount of Travel:** Total number and frequency of trips
- **Distance:** Reasonableness and necessity of travel distance
- **Time Out of School:** Impact on instructional time
- **Potential Costs:** Financial implications including transportation, accommodation, and related expenses
- **Approve Schedules:** and all trips over 150 miles.

Coaches' Responsibilities:

- Follow travel procedures: number of chaperones, appropriate accommodations, and use of district vehicles.
- Fill out the trip request form and bus request forms for the school and district level at the time of the trip.

Our adopted rules of Parliamentary Procedure, Robert's Rules, provide for a

consent agenda listing several items for approval of the Board by a single motion. Most of the items listed under the consent agenda have gone through Board subcommittee review and recommendation. Documentation concerning these items has been provided to all Board members and the public in advance to assure an extensive and thorough review. Items may be removed from the consent agenda at the request of any board member.

H. Other Travel Approval
BHVS Field Trip Request
K. Leavitt PD Trip Request
J. Howell PD Trip Request

Our adopted rules of Parliamentary Procedure, Robert's Rules, provide for a consent agenda listing several items for approval of the Board by a single motion. Most of the items listed under the consent agenda have gone through Board subcommittee review and recommendation. Documentation concerning these items has been provided to all Board members and the public in advance to assure an extensive and thorough review. Items may be removed from the consent agenda at the request of any board member.

I. Trust Lands/TSSA
Approve 2025-2026 School Year Trust Land Plans
https://schoollandtrust.schools.utah.gov/login?redirect=%2Fhome

Our adopted rules of Parliamentary Procedure, Robert's Rules, provide for a consent agenda listing several items for approval of the Board by a single motion. Most of the items listed under the consent agenda have gone through Board subcommittee review and recommendation. Documentation concerning these items has been provided to all Board members and the public in advance to assure an extensive and thorough review. Items may be removed from the consent agenda at the request of any board member.

III. Public Comment

A. Public Comment
Please sign the public comment sheet. Include your name and the topic you would like to address with the Board.

Time will be limited to 3 minutes per individual.

Board Statement:
We understand that a number of you may be here to comment on a pending personnel matter. Please bear in mind that the Board has a practice of not commenting on the specifics or on the merits of personnel matters, in particular pending personnel matters. The fact that Board members do not comment in response to public statements about such matters does not mean the Board is not hearing and taking those comments into consideration but rather that the Board is following the established process and procedures for personnel

matters. Those processes and procedures are established to protect the interests of the employee and other District staff and the District and the Board, and to maintain the integrity of the process. Those procedures and processes include avenues other than public comment in Board meetings through which information can be provided to the administration and the Board about personnel issues."

Whatever the subject of the comments may be, we encourage those commenting to be civil and courteous to all, even when speaking of those with whom there is disagreement. Public comment in this meeting should not be used to slander or defame any individual. In addition, bear in mind that where public comment relates to issues that are not on the Board's meeting agenda, the Board cannot in any event take action on such issues

Community Comments Format

The following is the format for those who wish to address the Board in Board meeting.

1. There is an agenda time limit of 30 minutes, maximum, for public comment.
2. Patrons who wish to address the Board are asked to sign-up prior to the meeting on a sheet provided at the door.
3. Those addressing the Board are each given 3 minutes.
4. There is no sharing of the 3-minute periods.
5. Speakers are asked to use the microphone that is provided so comments may be recorded.
6. Speakers should introduce themselves so that follow-up can occur.
7. If several patrons wish to address the Board on related issues, a spokesperson should be appointed to make one presentation rather than several. The representative of a group is given 5 minutes.
8. The Board may ask for the group to raise their hands to see how many are in attendance for a specific issue.
9. If a large group needs more time, the Board may arrange a time for them to meet with district officials and a couple of Board Members.
10. The Board will listen to patrons' concerns, but may not respond or take action during the meeting.

As with other legislative bodies, we have a legal and ethical responsibility to accomplish the greatest good for the greatest number of people. This means that the Board must always base its decisions on what is best for the district as a whole, while trying to accommodate the special interests of local groups.

IV. Reports

A. School Board Report
Myron Cottam
Ralph Perkins
April LeFevre

Curtis Barney
Jared Brems

B. Superintendent Report

C. Business Administrator Report

D. IT Report

E. School Data Performance Presentations
Gary Bennett-PHS

F. Fall Enrollment

V. Board Discussion

VI. Board Business

A. Future Board Items
Tentative Board Business Items by Month

B. Set Upcoming Board Meetings
Board Meeting Calendar

VII. Public Comment
Please sign the public comment sheet. Include your name and the topic you would like to address with the Board.

Time will be limited to 3 minutes per individual.

Board Statement:
We understand that a number of you may be here to comment on a pending personnel matter. Please bear in mind that the Board has a practice of not commenting on the specifics or on the merits of personnel matters, in particular pending personnel matters. The fact that Board members do not comment in response to public statements about such matters does not mean the Board is not hearing and taking those comments into consideration but rather that the Board is following the established process and procedures for personnel matters. Those processes and procedures are established to protect the interests of the employee and other District staff and the District and the Board, and to maintain the integrity of the process. Those procedures and processes include avenues other than public comment in Board meetings through which information can be provided to the administration and the Board about personnel issues."

Whatever the subject of the comments may be, we encourage those commenting to be civil and courteous to all, even when speaking of those with whom there is disagreement. Public comment in this meeting should not be used to slander or defame any individual. In addition, bear in mind that where public comment relates to issues that are not on the Board's meeting agenda, the Board cannot in any event take action on such issues

Community Comments Format

The following is the format for those who wish to address the Board in Board meeting.

1. There is an agenda time limit of 30 minutes, maximum, for public comment.
2. Patrons who wish to address the Board are asked to sign-up prior to the meeting on a sheet provided at the door.
3. Those addressing the Board are each given 3 minutes.
4. There is no sharing of the 3-minute periods.
5. Speakers are asked to use the microphone that is provided so comments may be recorded.
6. Speakers should introduce themselves so that follow-up can occur.
7. If several patrons wish to address the Board on related issues, a spokesperson should be appointed to make one presentation rather than several.
   The representative of a group is given 5 minutes.
8. The Board may ask for the group to raise their hands to see how many are in attendance for a specific issue.
9. If a large group needs more time, the Board may arrange a time for them to meet with district officials and a couple of Board Members.
10. The Board will listen to patrons' concerns, but may not respond or take action during the meeting.

As with other legislative bodies, we have a legal and ethical responsibility to accomplish the greatest good for the greatest number of people. This means that the Board must always base its decisions on what is best for the district as a whole, while trying to accommodate the special interests of local groups.

A. Public Comment

   Please sign the public comment sheet. Include your name and the topic you would like to address with the Board.

   Time will be limited to 3 minutes per individual.

   Board Statement:

   We understand that a number of you may be here to comment on a pending personnel matter. Please bear in mind that the Board has a practice of not commenting on the specifics or on the merits of personnel matters, in particular pending personnel matters. The fact that Board members do not comment in response to public statements about such matters does not mean the Board is not hearing and taking those comments into consideration but rather that the Board is following the established process and procedures for personnel matters. Those processes and procedures are established to protect the interests of the employee and other District staff and the District and the Board, and to maintain the integrity of the process. Those procedures and processes include avenues other than public comment in Board meetings through which information can be provided to the administration and the Board about personnel issues."

Whatever the subject of the comments may be, we encourage those commenting to be civil and courteous to all, even when speaking of those with whom there is disagreement. Public comment in this meeting should not be used to slander or defame any individual. In addition, bear in mind that where public comment relates to issues that are not on the Board's meeting agenda, the Board cannot in any event take action on such issues

Community Comments Format
The following is the format for those who wish to address the Board in Board meeting.

1. There is an agenda time limit of 30 minutes, maximum, for public comment.
2. Patrons who wish to address the Board are asked to sign-up prior to the meeting on a sheet provided at the door.
3. Those addressing the Board are each given 3 minutes.
4. There is no sharing of the 3-minute periods.
5. Speakers are asked to use the microphone that is provided so comments may be recorded.
6. Speakers should introduce themselves so that follow-up can occur.
7. If several patrons wish to address the Board on related issues, a spokesperson should be appointed to make one presentation rather than several. The representative of a group is given 5 minutes.
8. The Board may ask for the group to raise their hands to see how many are in attendance for a specific issue.
9. If a large group needs more time, the Board may arrange a time for them to meet with district officials and a couple of Board Members.
10. The Board will listen to patrons' concerns, but may not respond or take action during the meeting.

As with other legislative bodies, we have a legal and ethical responsibility to accomplish the greatest good for the greatest number of people. This means that the Board must always base its decisions on what is best for the district as a whole, while trying to accommodate the special interests of local groups.

VIII. Board Action Items

A. TSSA Plans and Budgets
EAs must submit the following by November 1 at 5:00 p.m. to be eligible for funds and complete the submission:

1. LEA governing board adopted student success framework
2. Proof of board approval (board meeting minutes that show when the framework was adopted/approved)
3. Budget

For additional details on the framework, requirements, and allowable

expenditures, please see Utah State Code 53F-2-415, 53G-7-1304, and Board Rule R277-927.
Please note that individual school TSSA plans do not need to be submitted to USBE.

B. Holiday Bonus

C. Plasma Tables

IX. Executive Session

A. GCSD Rules for Closed Meetings

B. Discussion of the character, professional competence, or physical or mental health of an individual.

C. Discussion regarding deployment of security personnel, devices or systems

D. Strategy to discuss pending or reasonably imminent litigation

E. Strategy sessions to discuss collective bargaining

F. Strategy sessions to discuss the purchase, exchange or lease of real property

G. Strategy sessions to discuss the sale of real estate
Strategy sessions to discuss the sale of real estate:

5. Public discussion of the transaction would disclose the value of the property or prevent the board from completing the transaction on the best possible term -and
6. The board has previously given notice that the property would be offered for sale -and-
7. The terms of the sale are publicly disclosed before the board approves the sale

H. Investigative proceedings regarding allegations of criminal conduct

X. Adjournment

Notice of this meeting was .

_____
For the Board

Garfield County School District Board Meeting

Thursday, October 16, 2025 5:00 PM Mountain

Garfield County Courthouse
55 S Main St.
Panguitch, UT 84759

I. Regular Board Meeting

I.A. Welcome

The meeting was called to order at 5:09 PM. All board members were present, including April Lefevre, Curtis Barney, Ralph Perkins, Jared Brems, and Myron Cottam. Superintendent John Dodds and Business Administrator Lane Mecham were also present. Curtis led the group in prayer and Ralph led the Pledge of Allegiance.

II. Consent Agenda Items

A motion was made to approve the consent agenda. This motion, made by Curtis Barney and seconded by April LeFevre, Carried.
Curtis Barney: Yea, Jared Brems: Yea, Myron Cottam: Yea, April LeFevre: Yea, Ralph Perkins: Yea
Yea: 5, Nay: 0
The Board reviewed the consent agenda. Ralph had a clarifying question about the out-of-state travel request.

II.A. Approve School Board Meeting Minutes

II.B. Approve Financial Reports

II.C. Approve Hiring Recommendations

II.D. Letters of Resignation

II.E. Enrollment Report

II.F. Home School Affidavits

II.G. Sports and Transportation Approvals

II.H. Other Travel Approval

II.I. Trust Lands/TSSA

III. Public Comment

III.A. Public Comment

No public comment

IV. Reports

IV.A. School Board Report

Board members gave updates on their various events and reported on their committee assignments.

IV.B. Superintendent Report
John reported on events and meetings from the previous meeting and other matters. He reported on a PD trip by many within the district, including himself, and the value that he felt it provided to employees.

IV.C. Business Administrator Report
Lane reported on the construction progress across the District. He also reported that the construction grants have been submitted and should know by November if our projects were funded. There was also some discussion about the ribbon cutting ceremony happening in December.

IV.D. IT Report
Kelson provided an update on IT across the District and upcoming projects.

IV.E. School Data Performance Presentations
Gary presented on PHS academic and graduation data. The board asked various questions about the programs for at-risk students and also dropouts.

IV.F. Fall Enrollment
The Board reviewed the enrollment data.

V. Board Discussion

VI. Board Business

VI.A. Future Board Items
The Board reviewed the calendar for upcoming items.

VI.B. Set Upcoming Board Meetings

VII. Public Comment

VII.A. Public Comment

VIII. Board Action Items

VIII.A. TSSA Plans and Budgets
No action taken.

VIII.B. Holiday Bonus
A motion was made to approve the bonuses. This motion, made by Curtis Barney and seconded by Myron Cottam, Carried.
Curtis Barney: Yea, Jared Brems: Yea, Myron Cottam: Yea, April LeFevre: Yea, Ralph Perkins: Yea
Yea: 5, Nay: 0
Lane updated the Board on the amounts and timing of the bonus for this year.

VIII.C. Plasma Tables
A motion was made to approve the purchase of the plasma tables at each location. This motion, made by April LeFevre and seconded by Myron Cottam, Carried.
Curtis Barney: Yea, Jared Brems: Yea, Myron Cottam: Yea, April LeFevre: Yea, Ralph Perkins: Yea
Yea: 5, Nay: 0

IX. Executive Session

IX.A. GCSD Rules for Closed Meetings

IX.B. Discussion of the character, professional competence, or physical or mental health of an individual.

IX.C. Discussion regarding deployment of security personnel, devices or systems

IX.D. Strategy to discuss pending or reasonably imminent litigation

IX.E. Strategy sessions to discuss collective bargaining

IX.F. Strategy sessions to discuss the purchase, exchange or lease of real property

IX.G. Strategy sessions to discuss the sale of real estate

IX.H. Investigative proceedings regarding allegations of criminal conduct

X. Adjournment

Garfield County School District Board Meeting
Thursday, September 18, 2025 5:00 PM Mountain

Boulder Elementary School
280 N 200 E
Boulder, UT 84716

I. Regular Board Meeting

I.A. Welcome

The meeting was called to order at 5:15. All board members were present, including April Lefevre, Myron Cottam, Ralph Perkins, Jared Brems, and Curtis Barney. A reverence was given by Jared and Myron led the group in the Pledge of Allegiance.

II. Consent Agenda Items

A motion was made to approve the consent agenda items with the condition that the Board may work with the superintendent to address any issues that may come up with with the winter schedule. This motion, made by Curtis Barney and seconded by April LeFevre, Carried.

Curtis Barney: Yea, Jared Brems: Yea, Myron Cottam: Yea, April LeFevre: Yea, Ralph Perkins: Yea

Yea: 5, Nay: 0

A motion was made by Curtis to approve the consent agenda conditioned on allowing the Board to work with Superintendent on issues that may arise later with the sports winter schedules. This motion, made by Curtis Barney and seconded by April LeFevre, Carried.

Curtis Barney: Yea, Jared Brems: Yea, Myron Cottam: Yea, April LeFevre: Yea, Ralph Perkins: Yea

Yea: 5, Nay: 0

The Board had some discussion about the consent agenda and the winter sports schedules. The Superintendent reported on some updates to items on the consent agenda. The Board asked clarifying questions about some of the items.

II.A. Approve School Board Meeting Minutes

II.B. Approve Financial Reports

II.C. Approve Hiring Recommendations

II.D. Letters of Resignation

II.E. Enrollment Report

II.F. Home School Affidavits

II.G. Sports and Transportation Approvals

II.H. Other Travel Approval

II.I. Trust Lands/TSSA

III. Public Comment

http://www.online-stopwatch.com/

The Board cannot allow members of the public to talk about the deficiencies of others in a public meeting because the Board could be seen as facilitating the public in a slander setting. Remarks of this nature are inappropriate to bring up in the public comment and will not be allowed by the Board. If you have those concerns, you can address them up with the Superintendent.

III.A. Public Comment

Jill congratulated the Superintendent on his becoming the Superintendent of the year. She was also thankful that the Board kept the school open and staffed despite the low student count at the school at Boulder.

IV. Reports

IV.A. School Board Report

The board gave their various reports on their assignments, upcoming USBA trainings, and other matters.

IV.B. Superintendent Report

Superintendent reported on his recent activities and upcoming items. He reported on the visit from the Lt. Governor and the launch of the Volunteer for Good program.

IV.C. Business Administrator Report

Lane reported on the construction progress across the district, the upcoming grant applications for the small schools grants, and other matters.

V. Board Discussion

No board discussion items.

VI. Board Business

VI.A. Future Board Items

VI.B. Set Upcoming Board Meetings

The Board set the next meeting for October 16th at the Garfield County Courthouse in Panguitch.

VII. Public Comment

http://www.online-stopwatch.com/

The Board cannot allow members of the public to talk about the deficiencies of others in a public meeting because the Board could be seen as facilitating the public in a slander setting. Remarks of this nature are inappropriate to bring up in the public comment and will not be allowed by the Board. If you have those concerns, you can address them up with the Superintendent.

VII.A. Public Comment

Judith Geil followed up on a Boulder Way Forward program and the status of the 4-H program. The Superintendent confirmed that 4-H funding

VIII. Board Action Items

VIII.A. PHS Athletic Facility

Curtis made a motion to approve the multipurpose athletic facility as the project for the small schools athletic facility grant and to proceed only if approved and to bring the issue back to the Board for consideration if not. This motion, made by Curtis Barney and seconded by Ralph Perkins, Carried.
Curtis Barney: Yea, Jared Brems: Yea, Myron Cottam: Yea, April LeFevre: Yea, Ralph Perkins: Yea
Yea: 5, Nay: 0
Lane introduced the project and discussed the need for the facility. He answered questions from the Board about the size and design of the building.

IX. Executive Session

A motion was made to go into executive session for items B, D, and F. This motion, made by Myron Cottam and seconded by April LeFevre, Carried.
Curtis Barney: Yea, Jared Brems: Yea, Myron Cottam: Yea, April LeFevre: Yea, Ralph Perkins: Yea
Yea: 5, Nay: 0

IX.A. GCSD Rules for Closed Meetings

IX.B. Discussion of the character, professional competence, or physical or mental health of an individual.

IX.C. Discussion regarding deployment of security personnel, devices or systems

IX.D. Strategy to discuss pending or reasonably imminent litigation

IX.E. Strategy sessions to discuss collective bargaining

IX.F. Strategy sessions to discuss the purchase, exchange or lease of real property

IX.G. Strategy sessions to discuss the sale of real estate

IX.H. Investigative proceedings regarding allegations of criminal conduct

X. Adjournment

A motion was made to leave executive session. This motion, made by Curtis Barney and seconded by Myron Cottam, Carried.
Curtis Barney: Yea, Jared Brems: Yea, Myron Cottam: Yea, April LeFevre: Yea, Ralph Perkins: Yea
Yea: 5, Nay: 0
The meeting was adjourned at 6:49 PM.

Garfield County School District Board Meeting
Thursday, August 21, 2025 5:00 PM

Garfield County Courthouse
55 S Main St.
Panguitch, UT 84759

Agenda

I. Regular Board Meeting
   I.A. Welcome
II. Consent Agenda Items
   II.A. Approve School Board Meeting Minutes
   II.B. Approve Financial Reports
   II.C. Approve Hiring Recommendations
   II.D. Letters of Resignation
   II.E. Enrollment Report
   II.F. Home School Affidavits

   II.G. Sports and Transportation Approvals
   II.H. Other Travel Approval
   II.I. Trust Lands/TSSA
III. Public Comment

IV. Reports
   IV.A. School Board Report
   IV.B. Superintendent Report
   IV.C. Business Administrator Report
   IV.D. Adult Ed Program
   IV.E. School Safety & Security Specialist Report
V. Board Discussion
   V.A. District Grade Requirements for Athletics
VI. Board Business
   VI.A. Future Board Items
   VI.B. Set Upcoming Board Meetings
VII. Public Comment
   VII.A. Public Comment
VIII. Board Action Items
   VIII.A. Policy DKAA-A FinalReading
   VIII.B. Policy DKAA-B Final Reading
   VIII.C. LEA Specific Licenses
   VIII.D. DKE Postpartum and Parental Leave Policy
   VIII.E. Purchase of Dodge Ram Truck
   VIII.F. Approve Contractor to Install Boilers at BVHS
IX. Executive Session
   IX.A. GCSD Rules for Closed Meetings
   IX.B. Discussion of the character, professional competence, or physical or mental health of an individual.

IX.C. Discussion regarding deployment of security personnel, devices or systems

IX.D. Strategy to discuss pending or reasonably imminent litigation

IX.E. Strategy sessions to discuss collective bargaining

IX.F. Strategy sessions to discuss the purchase, exchange or lease of real property

IX.G. Strategy sessions to discuss the sale of real estate

IX.H. Investigative proceedings regarding allegations of criminal conduct

X. Adjournment

Garfield County School District Board Meeting

Thursday, July 17, 2025 5:00 PM
Bryce Valley Elementary School, 500 W Center St, Tropic, UT 84776

I. **Regular Board Meeting**
Action(s):
Motion to approve the consent agenda. This motion, made by Myron Cottam and seconded by Curtis Barney, Carried.
Voting Detail:

Curtis Barney:	Yea
Jared Brems:	Yea
Myron Cottam:	Yea
April LeFevre:	Yea
Ralph Perkins:	Yea

Voting Summary: Yea: 5, Nay: 0

I.A. Welcome
Discussion: The meeting was called to order at 5:13 PM. All board members were present including Ralph Perkins, Jared Brems, Myron Cottam, Curtis Barney, and April Lefevre. Superintendent John Dodds and Business Admininstrator Lane Mecham were also present.

II. **Consent Agenda Items**
Action(s):
Motion to approve the consent agenda. This motion, made by Myron Cottam and seconded by Curtis Barney, Carried.
Voting Detail:

Curtis Barney:	Yea
Jared Brems:	Yea
Myron Cottam:	Yea
April LeFevre:	Yea
Ralph Perkins:	Yea

Voting Summary: Yea: 5, Nay: 0
Discussion: The board had some discussion about the consent agenda items.

II.A. Approve School Board Meeting Minutes

II.B. Approve Financial Reports

II.C. Approve Hiring Recommendations

II.D. Letters of Resignation

II.E. Enrollment Report

II.F. Home School Affidavits

II.G. Sports and Transportation Approvals

II.H. Other Travel Approval

II.I. Trust Lands/TSSA

III. **Public Comment**

Discussion:
http://www.online-stopwatch.com/

The Board cannot allow members of the public to talk about the deficiencies of others in a public meeting because the Board could be seen as facilitating the public in a slander setting. Remarks of this nature are inappropriate to bring up in the public comment and will not be allowed by the Board. If you have those concerns, you can address them up with the Superintendent.

III.A. Public Comment
Discussion: No public comment.

IV. **Reports**

IV.A. School Board Report
Discussion: The Board provided updates on their various committee assignments and other events.

IV.B. Superintendent Report
Discussion: Superintendent provided an update on his various activities since the previous meeting.

IV.C. Business Administrator Report
Discussion: Lane provided an update on the construction on projects across the district and the grant applications coming up.

IV.D. Bolder Way Forward
Discussion: Jared introduced the Bolder Way Forward program with a request to use one of the empty spaces in the Boulder school for child day care. The Board discussed any liability that might be involved and policies regarding rental of facilities.

IV.E. Boulder Town Child Care

V. **Board Discussion**

VI. **Board Business**

VI.A. Future Board Items
Discussion: The Board reviewed upcoming agenda items for next month's meeting. The Board discussed how to get more involved in the Trust Lands plans on a regular basis.

VI.B. Set Upcoming Board Meetings
Discussion: The Board scheduled the next meeting for August 21, with a work meeting at 3:00 and a

regular meeting at 5:00, in Panguitch.

VII. **Public Comment**

Discussion:
http://www.online-stopwatch.com/

The Board cannot allow members of the public to talk about the deficiencies of others in a public meeting because the Board could be seen as facilitating the public in a slander setting. Remarks of this nature are inappropriate to bring up in the public comment and will not be allowed by the Board. If you have those concerns, you can address them up with the Superintendent.

VII.A. Public Comment

Discussion: None

VIII. **Board Action Items**

VIII.A. MOU Southwest Behavioral Health

Action(s):
Motion to approve the MOU to SWBH. This motion, made by Curtis Barney and seconded by Myron Cottam, Carried.

Voting Detail:

Curtis Barney:	Yea
Jared Brems:	Yea
Myron Cottam:	Yea
April LeFevre:	Yea
Ralph Perkins:	Yea

Voting Summary: Yea: 5, Nay: 0

Discussion: Lane introduced the topic and explained that the funds being dispensed in the MOU are deferred funds that the district has not been able to use and has accumulated the funds.

VIII.B. Policy DKAA-A, Policy DKAA-B Second Reading

Action(s):
A motion was made to approve the second reading of the policy with added language that training will be provided to the coaches on policy and procedures. This motion, made by April LeFevre and seconded by Myron Cottam, Carried.

Voting Detail:

Curtis Barney:	Yea
Jared Brems:	Yea
Myron Cottam:	Yea
April LeFevre:	Yea
Ralph Perkins:	Yea

Voting Summary: Yea: 5, Nay: 0

Discussion: The Board discussed elements of the policy and some follow-up on previous meeting discussions. The Board discussed training for coaches to help them understand the policies and

procedures of the district related to working with students. April suggested adding language so that at-will employees understand key policies and practices to stay compliant.

IX. **Executive Session**

IX.A. GCSD Rules for Closed Meetings

IX.B. Discussion of the character, professional competence, or physical or mental health of an individual.

IX.C. Discussion regarding deployment of security personnel, devices or systems

IX.D. Strategy to discuss pending or reasonably imminent litigation

IX.E. Strategy sessions to discuss collective bargaining

IX.F. Strategy sessions to discuss the purchase, exchange or lease of real property

IX.G. Strategy sessions to discuss the sale of real estate

IX.H. Investigative proceedings regarding allegations of criminal conduct

X. **Adjournment**

Discussion: The meeting was adjourned at 6:12 PM.

_____

Board Secretary

Garfield County School District
145 E Center St., Panguitch, UT 84759
Phone: 435-676-8821

AGENDA OF GARFIELD COUNTY SCHOOL DISTRICT WORK MEETING

The Board of Directors
County School District

A Garfield County School District Work Meeting of the Board of Directors of County School District will be held Thursday, June 19, 2025, beginning at 3:00 PM in the Garfield County Courthouse, 55 S Main St., Panguitch, UT 84759.

If necessary, an executive session may be held in accordance with the Utah Code 52-4-205 (Purpose of Closed Meetings). One or more members of the Board may participate telephonically in accordance with Utah Code 52-4-207 (Electronic Meetings).
Note: Board Meeting Schedule subject to change.

The subjects to be discussed or considered or upon which any formal action may be taken are listed below. Items do not have to be taken in the same order as shown on this meeting notice. Unless removed from the consent agenda, items identified within the consent agenda will be acted on at one time.

I. Welcome

   A. The meeting was called to order at 3:03 PM. All board members were present including April Lefevre, Ralph Perkins, Myron Cottam, Jared Brems, and Curtis Barney. Superintendent John Dodds was also in attendance virtually and Business Administrator Lane Mecham was in attendance.

II. Early Learning Plan Report - Sammie Ott, Nathan Platt

   A. Nathan Platt and Samie Ott presented the results from FY 25 and the FY 26 early learning plan.

III. Discussion Items

   A. Antimony Elementary School

      1. Lane provided an update on Antimony Elementary. He explained that the school is still in an inactive status and is not currently planned to be in school in SY 2026.

B. New 4 H Rental Agreement Requests.

C. Approved 4H Rental Agreements

1. The Board discussed the updated 4-H agreements and raised some questions about the dates and changes.

D. Fundraising

1. Lane led a discussion about fundraising activities across the District. There was some discussion about Venmo and its collection. Lane reported on the work done in that regard and some next steps to strengthen.

IV. Review Board Agenda

A. There was discussion about transportation and the policies regarding travel, including personal travel to school-sponsored activities, short-term rental rooms, and other travel arrangement policies.

V. Executive Session

A. GCSD Rules for CLOSED MEETINGS

B. Discussion of the character, professional competence, or physical or mental health of an individual.

C. Discussion regarding deployment of security personnel, devices, or systems

D. Strategy to discuss pending or reasonably imminent litigation

E. Strategy sessions to discuss collective bargaining

F. Strategy to discuss the purchase, exchange or lease of real estate
Strategy sessions to discuss the sale of real estate:

- Public discussion of the transaction would disclose the value of the property or prevent the board from completing the transaction on the best possible term -and-
- The board has previously given notice that the property would be offered for sale -and-
- The terms of the sale are publicly disclosed before the board approves the sale

G. Investigative proceedings regarding allegations of criminal conduct

Ralph Perkins recused himself from executive session for a conflict of interest and exited the room. Ralph relinquished meeting control over to Jared Brems. Jared made a motion to go into executive session for items B and E. Roll call vote was taken and the motion passed unanimously 4-0.

A motion was made by Jared to leave the executive session. The motion was seconded by Curtis. The motion passed unanimously.

_____

For the Board

Garfield County School District
145 E Center St., Panguitch, UT 84759
Phone: 435-676-8821

MINUTES OF GARFIELD COUNTY SCHOOL DISTRICT BOARD MEETING

The Board of Directors
County School District

A Garfield County School District Board Meeting of the Board of Directors of County School District will be held Thursday, June 19, 2025, beginning at 5:00 PM in the Garfield County Courthouse, 55 S Main St., Panguitch, UT 84759.

The subjects to be discussed or considered or upon which any formal action may be taken are listed below. Items do not have to be taken in the same order as shown on this meeting notice. Unless removed from the consent agenda, items identified within the consent agenda will be acted on at one time.

I. Welcome

A. The meeting was called to order at 5:06 PM. All board members were present including April Lefevre, Ralph Perkins, Myron Cottam, Jared Brems, and Curtis Barney. Business Administrator Lane Mecham was also present.

II. Consent Agenda Items

A. Approve School Board Meeting Minutes

B. Approve Financial Reports

C. Approve Hiring Recommendations
E. Armenta-BVES ELL Teacher
N. Platt- Reading Specialist/Instructional Coach
K. Blood- Garfield Online Full Time Teacher
J. Chidester- BVES FT Teacher
T. Chappell-BVHS Baseball Head Coach
S. Henrie-PES SpED Teacher
J. Denhof-BVHSConcurrent Enrollment Para
G. Corral-BVHS Food Service Worker
L. Phillips-EHS Science Teacher

G. Elmer-BVES Preschool Para
M. Chamberlain- BVES SpEd Teacher

Letters of Resignation
T. Rich- BVES Teacher
B. Bonner-PES SPED Teacher
R. Miller-Garfield Online Principal & Volunteer for Good Coordinator
B. Dodds-Garfield Online Part-Time Teacher
K. Mortensen-BVES Preschool Para
N. Armstrong-PES Computer Science Para
S. Ott-Reading Specialist/Instructional Coach
S. Henrie- Reading Specialist/Instructional Coach
N. Platt-BVES SpED Teacher

D. Enrollment Report

E. Home School Affidavits

F. Sports and Transportation Approvals
Submitted:
BVHS Volleyball Summer Camp
EHS Volleyball & Football
BVHS Baseball, Volleyball, Cross Country
PHS Cross Country, Volleyball, Football, Baseball

III. Public Comment

A. Kolby Frandsen thanked the Board for its support of the 4-H program and reported on its trip to Pine Lake.

IV. Reports

A. School Board Report

1. Board members reported on their various committee assignments and happenings since the previous meeting.

B. Superintendent Report

C. Business Administrator Report

1. Fraud Risk Assessment

a. Lane reported on the fraud risk assessment and that the district would be classified as low risk.

D. Transportation Report

1. Mike Edwards reported on transportation.

V. Board Discussion

VI. Board Business

A. Future Board Items

1. The Board reviewed the upcoming meeting items. They discussed training and reports for the meeting.

B. Set Upcoming Board Meetings

1. The Board discussed its next meeting at Ruby's Inn on July 17th. The Board set the work meeting time at 10:00 for the work meeting, 12:00 break, 3:00 for regular board meeting, and 6:00 TNT meeting.

VII. Public Comment

A. None

VIII. Public Hearing-Budget

A. Myron made a motion to go into a public hearing. The motion was seconded by Curtis. The motion passed unanimously.

B. A motion was made by April to close the public hearing. The motion was seconded by Myron. The motion passed unanimously.

IX. Board Action Items

A. DKAA-A First Reading

1. A motion was made by Myron to approve the first reading. The motion was seconded by April. The motion passed unanimously.

B. DKAA-B First Reading

1. A motion was made by Curtis to approve the first reading of DKAA-B. Myron seconded the motion. April commented on efforts by the Board to tighten the process recently and would like to see some additional wording in this policy that still requires the employees are trained adequately so they understand the processes and policies of the district prior to starting employment. The motion passed unanimously.

C. Graduation Dates

1. A motion was made by Myron to approve the graduation dates. Jared seconded the motion. The motion passed unanimously.

D. Laser Welding Quote

1. A motion was made by Curtis to approve the purchase. The motion was seconded by Myron. The motion passed unanimously.

E. Garfield Memorial Hospital Sponsorship

1. A motion was made by Jared Brems to approve platinum sponsorship. The motion was seconded by Curtis. The motion passed unanimously.

F. Approve 3-Year Board Schedule

1. Ralph suggested moving the Antimony meeting to Escalante until the school reopens. Ralph made the motion to approve the schedule with the

suggested change. Jared seconded the motion. The motion passed unanimously.

G. Postpartum Leave

1. A motion was made by Myron to approve the policy as a final reading. The motion was seconded by April. The motion passed unanimously.

H. FY 25 Year End Budget and FY 26 Proposed Budget Approval.

1. Myron made a motion to adopt the revised FY 25 budget, the proposed FY 26 budget, and the proposed tax levies as presented on Form PT-800. The motion was seconded by April. The motion passed unanimously.

I. New 4 H Rental Agreement Requests.

1. A motion was made by Myron to approve the rental agreement for bus rentals including the fee waiver. The motion was seconded by Jared. The motion passed unanimously.

J. Surplus Sale of 3 School Bus

1. A motion was made by Curtis to approve the surplus of 3 school buses. Myron seconded the motion. The motion passed unanimously.

K. Waterford Upstart MOU

1. April made a motion to approve the MOU. Curtis seconded the motion. The motion passed unanimously.

L. School Property Rental Policy

1. Myron made a motion to approve the rental agreement. The motion was seconded by April. The motion passed unanimously.

X. Executive Session

A. GCSD Rules for Closed Meetings

B. Discussion of the character, professional competence, or physical or mental health of an individual.

C. Discussion regarding deployment of security personnel, devices or systems

D. Strategy to discuss pending or reasonably imminent litigation

E. Strategy sessions to discuss collective bargaining

F. Strategy sessions to discuss the purchase, exchange or lease of real property

G. Strategy sessions to discuss the sale of real estate
Strategy sessions to discuss the sale of real estate:

1. Public discussion of the transaction would disclose the value of the property or prevent the board from completing the transaction on the best possible term -and
2. The board has previously given notice that the property would be offered for sale -and-
3. The terms of the sale are publicly disclosed before the board approves the sale

H. Investigative proceedings regarding allegations of criminal conduct

XI. Adjournment – 6:20

Garfield County School District

145 E. Center St., PO Box 398, Panguitch, UT 84759
435-676-8821

DATE: **July 17, 2025**

TO: **Garfield Board of Education**

FROM: **Lane Mecham, Business Administrator**

RE: **June Finance Report**

The year is progressing normally and receipts are coming in as expected. No concerns to report at this time.

Revenues (Excluding Transfers)

	Budget	YTD Actual	% of Budget
M&O (General Fund)	$22,630,329	$23,145,785	102.28%
Capital Projects Fund	$2,438,980	$2,547,339	104.44%
Combined	$25,069,309	$25,693,124	102.49%

Expenditures

	Budget	YTD Actual	% of Budget
M&O (General Fund)	$20,825,597	$20,637,459	99.10%
Capital Projects Fund	$5,495,000	$4,806,481	87.47%
Combined	$26,320,597	$25,443,940	96.67%

Change in Net Position (Adding Back Capital Leases and Transfers)

	Budget	YTD Actual
M&O (General Fund)	$1,804,732	$2,508,326
Capital Projects Fund	($3,056,020)	($2,259,142)
Other Sources/(Uses)	$0	$0
Combined	($1,251,288)	$249,184

This is my report, if the Board or public has any questions, I encourage them to contact me through email at lane.mecham@garfk12.org or by phone at 435-676-1302.

Sincerely,

Lane Mecham

Lane Mecham
Business Administrator

Garfield County School District

General Ledger - Element Summary Report

Fiscal Year: 2024-2025 From Date:7/1/2024 To Date:6/30/2025

Account Mask: ????????????????? Account Type: REVENUE

☐ Print accounts with zero balance ☐ Include Inactive Accounts ☐ Include PreEncumbrance

Fund / Location / Program / Function / Object	Adjusted Budget	Range To Date	Year To Date	Encumbrance	Budget Balance
10 - Maintenance and Operations Fund					
112 - Bryce Valley Elementary					
0500 - UNIQUE LOCAL REGULAR PROGRAMS					
0000 - Undesignated					
1310 - Tuition From Pupils or Parents	$0.00	($4,461.58)	($4,461.58)	$0.00	$4,461.58
0500 - UNIQUE LOCAL REGULAR PROGRAMS Total:	$0.00	($4,461.58)	($4,461.58)	$0.00	$4,461.58
112 - Bryce Valley Elementary Total:	$0.00	($4,461.58)	($4,461.58)	$0.00	$4,461.58
500 - District Office					
0050 - CLASSROOM-GENERAL					
0000 - Undesignated					
1110 - Basic Rate	$0.00	($1,362,371.90)	($1,362,371.90)	$0.00	$1,362,371.90
1111 - Basic Redemptions	$0.00	($81,863.14)	($81,863.14)	$0.00	$81,863.14
1112 - Voted Local Current	$0.00	($1,242,901.15)	($1,242,901.15)	$0.00	$1,242,901.15
1113 - Voted Local Redemptions	$0.00	($77,364.03)	($77,364.03)	$0.00	$77,364.03
1114 - Board Local Current	$0.00	($634,311.84)	($634,311.84)	$0.00	$634,311.84
1115 - Board Local Redemptions	$0.00	($39,354.00)	($39,354.00)	$0.00	$39,354.00
1160 - FILT--Basic Rate	$0.00	($123,210.98)	($123,210.98)	$0.00	$123,210.98
1162 - FILT-- Voted Local	$0.00	($118,061.28)	($118,061.28)	$0.00	$118,061.28
1164 - FILT--Board Local	$0.00	($59,980.98)	($59,980.98)	$0.00	$59,980.98
1990 - Miscellaneous	$0.00	($97,989.30)	($97,989.30)	$0.00	$97,989.30
1992 - JURY DUTY PAYBACK	$0.00	($18.50)	($18.50)	$0.00	$18.50
3005 - Kindergarten Revenues	$0.00	($941,614.83)	($941,614.83)	$0.00	$941,614.83
3010 - Regular School Programs K-12	$0.00	($4,232,544.07)	($4,232,544.07)	$0.00	$4,232,544.07
3020 - Professional Staff	$0.00	($931,348.49)	($931,348.49)	$0.00	$931,348.49
3990 - State Rev from Non-USBE Agencies	$0.00	($2,114.10)	($2,114.10)	$0.00	$2,114.10
5300 - Sale of/or Compensation for Loss of Fixed Assets	$0.00	($20,768.50)	($20,768.50)	$0.00	$20,768.50
0050 - CLASSROOM-GENERAL Total:	$0.00	($9,965,817.09)	($9,965,817.09)	$0.00	$9,965,817.09
0400 - Administration					
0000 - Undesignated					
1510 - Interest on Investments	$0.00	($511,757.08)	($511,757.08)	$0.00	$511,757.08
1910 - Rentals	$0.00	($9,686.00)	($9,686.00)	$0.00	$9,686.00
1930 - Gain or Loss on Sale of Capital Asset (Proprietary	$0.00	($13,536.89)	($13,536.89)	$0.00	$13,536.89
1990 - Miscellaneous	$0.00	($23,611.03)	($23,611.03)	$0.00	$23,611.03
0400 - Administration Total:	$0.00	($558,591.00)	($558,591.00)	$0.00	$558,591.00

General Ledger - Element Summary Report

Fiscal Year: 2024-2025 From Date:7/1/2024 To Date:6/30/2025

Account Mask: ????????????????? Account Type: REVENUE

☐ Print accounts with zero balance ☐ Include Inactive Accounts ☐ Include PreEncumbrance

Fund / Location / Program / Function / Object	Adjusted Budget	Range To Date	Year To Date	Encumbrance	Budget Balance
1205 - SPECIAL EDUCATION -- ADD ON					
0000 - Undesignated					
3100 - Restricted Basic Programs	$0.00	($652,001.72)	($652,001.72)	$0.00	$652,001.72
1205 - SPECIAL EDUCATION -- ADD ON Total:	$0.00	($652,001.72)	($652,001.72)	$0.00	$652,001.72
1210 - SPECIAL EDUCATION -- SELF-CONTAINED					
0000 - Undesignated					
3100 - Restricted Basic Programs	$0.00	($44,690.33)	($44,690.33)	$0.00	$44,690.33
1210 - SPECIAL EDUCATION -- SELF-CONTAINED Total:	$0.00	($44,690.33)	($44,690.33)	$0.00	$44,690.33
1215 - SPECIAL EDUCATION -- PRESCHOOL					
0000 - Undesignated					
3100 - Restricted Basic Programs	$0.00	($19,597.27)	($19,597.27)	$0.00	$19,597.27
1215 - SPECIAL EDUCATION -- PRESCHOOL Total:	$0.00	($19,597.27)	($19,597.27)	$0.00	$19,597.27
1220 - EXTENDED YEAR PROG FOR SEVERE DISAB					
0000 - Undesignated					
3100 - Restricted Basic Programs	$0.00	($4,994.86)	($4,994.86)	$0.00	$4,994.86
1220 - EXTENDED YEAR PROG FOR SEVERE DISAB Total:	$0.00	($4,994.86)	($4,994.86)	$0.00	$4,994.86
1225 - SPECIAL EDUCATION -- INST/IMPACT AI					
0000 - Undesignated					
3100 - Restricted Basic Programs	$0.00	($13,740.20)	($13,740.20)	$0.00	$13,740.20
1225 - SPECIAL EDUCATION -- INST/IMPACT AI Total:	$0.00	($13,740.20)	($13,740.20)	$0.00	$13,740.20
1278 - Extended Yr - SpEd Educators					
0000 - Undesignated					
3100 - Restricted Basic Programs	$0.00	($8,208.80)	($8,208.80)	$0.00	$8,208.80
1278 - Extended Yr - SpEd Educators Total:	$0.00	($8,208.80)	($8,208.80)	$0.00	$8,208.80
1295 - UNIQUE LOCAL SPECIAL ED PROGRAMS					
0000 - Undesignated					
1950 - Misc. Revenue From Other School Districts	$0.00	($20,600.00)	($20,600.00)	$0.00	$20,600.00
1295 - UNIQUE LOCAL SPECIAL ED PROGRAMS Total:	$0.00	($20,600.00)	($20,600.00)	$0.00	$20,600.00
1609 - ADULT HIGH SCHOOL					
0000 - Undesignated					
3300 - Special Populations	$0.00	($163,110.00)	($163,110.00)	$0.00	$163,110.00
1609 - ADULT HIGH SCHOOL Total:	$0.00	($163,110.00)	($163,110.00)	$0.00	$163,110.00
5201 - CLASS SIZE REDUCTION					
0000 - Undesignated					
3100 - Restricted Basic Programs	$0.00	($516,185.80)	($516,185.80)	$0.00	$516,185.80

General Ledger - Element Summary Report

Fiscal Year: 2024-2025 From Date:7/1/2024 To Date:6/30/2025

Account Mask: ????????????????? Account Type: REVENUE

☐ Print accounts with zero balance ☐ Include Inactive Accounts ☐ Include PreEncumbrance

Fund / Location / Program / Function / Object	Adjusted Budget	Range To Date	Year To Date	Encumbrance	Budget Balance
5201 - CLASS SIZE REDUCTION Total:	$0.00	($516,185.80)	($516,185.80)	$0.00	$516,185.80
5220 - NESS - NECESSARILY EXIST. SCHOOL					
0000 - Undesignated					
3015 - Necessarily Existent Small Schools	$0.00	($4,158,978.03)	($4,158,978.03)	$0.00	$4,158,978.03
5220 - NESS - NECESSARILY EXIST. SCHOOL Total:	$0.00	($4,158,978.03)	($4,158,978.03)	$0.00	$4,158,978.03
5295 - PROFESSIONAL DEVELOPMENT					
0000 - Undesignated					
3800 - Curriculum Development	$0.00	($500.00)	($500.00)	$0.00	$500.00
5295 - PROFESSIONAL DEVELOPMENT Total:	$0.00	($500.00)	($500.00)	$0.00	$500.00
5310 - SOCIAL SECURITY & RETIREMENT RSC'S					
0000 - Undesignated					
3200 - Related to Basic Programs	$0.00	($5,957.36)	($5,957.36)	$0.00	$5,957.36
5310 - SOCIAL SECURITY & RETIREMENT RSC'S Total:	$0.00	($5,957.36)	($5,957.36)	$0.00	$5,957.36
5315 - PUPIL TRANSPORTATION					
0000 - Undesignated					
3200 - Related to Basic Programs	$0.00	($235,512.42)	($235,512.42)	$0.00	$235,512.42
5315 - PUPIL TRANSPORTATION Total:	$0.00	($235,512.42)	($235,512.42)	$0.00	$235,512.42
5321 - DISCRETIONARY					
0000 - Undesignated					
3800 - Curriculum Development	$0.00	($12,900.00)	($12,900.00)	$0.00	$12,900.00
5321 - DISCRETIONARY Total:	$0.00	($12,900.00)	($12,900.00)	$0.00	$12,900.00
5331 - Gifted & Talented					
0000 - Undesignated					
3300 - Special Populations	$0.00	($12,050.28)	($12,050.28)	$0.00	$12,050.28
5331 - Gifted & Talented Total:	$0.00	($12,050.28)	($12,050.28)	$0.00	$12,050.28
5333 - CONCURRENT ENROLLMENT					
0000 - Undesignated					
3300 - Special Populations	$0.00	($68,461.06)	($68,461.06)	$0.00	$68,461.06
5333 - CONCURRENT ENROLLMENT Total:	$0.00	($68,461.06)	($68,461.06)	$0.00	$68,461.06
5344 - STUDENTS AT-RISK (EARS)					
0000 - Undesignated					
3100 - Restricted Basic Programs	$0.00	($236,316.99)	($236,316.99)	$0.00	$236,316.99
5344 - STUDENTS AT-RISK (EARS) Total:	$0.00	($236,316.99)	($236,316.99)	$0.00	$236,316.99
5420 - TRUSTLANDS					
0000 - Undesignated					

General Ledger - Element Summary Report

Fiscal Year: 2024-2025 From Date:7/1/2024 To Date:6/30/2025

Account Mask: ?????????????????? Account Type: REVENUE

☐ Print accounts with zero balance ☐ Include Inactive Accounts ☐ Include PreEncumbrance

Fund / Location / Program / Function / Object	Adjusted Budget	Range To Date	Year To Date	Encumbrance	Budget Balance
3500 - Statewide Initatives	$0.00	($442,341.04)	($442,341.04)	$0.00	$442,341.04
5420 - TRUSTLANDS Total:	$0.00	($442,341.04)	($442,341.04)	$0.00	$442,341.04
5455 - VOTED LEEWAY					
0000 - Undesignated					
3600 - Local Guarantee Programs	$0.00	($1,699,229.37)	($1,699,229.37)	$0.00	$1,699,229.37
5455 - VOTED LEEWAY Total:	$0.00	($1,699,229.37)	($1,699,229.37)	$0.00	$1,699,229.37
5460 - BOARD LEEWAY					
0000 - Undesignated					
3600 - Local Guarantee Programs	$0.00	($335,466.05)	($335,466.05)	$0.00	$335,466.05
5460 - BOARD LEEWAY Total:	$0.00	($335,466.05)	($335,466.05)	$0.00	$335,466.05
5610 - DRIVER EDUCATION - BEHIND THE WHEEL					
0000 - Undesignated					
3800 - Curriculum Development	$0.00	($5,270.00)	($5,270.00)	$0.00	$5,270.00
5610 - DRIVER EDUCATION - BEHIND THE WHEEL Total:	$0.00	($5,270.00)	($5,270.00)	$0.00	$5,270.00
5613 - CORRECTIONS EDUCATION					
0000 - Undesignated					
3300 - Special Populations	$0.00	($17,677.68)	($17,677.68)	$0.00	$17,677.68
3800 - Curriculum Development	$0.00	($8,035.32)	($8,035.32)	$0.00	$8,035.32
5613 - CORRECTIONS EDUCATION Total:	$0.00	($25,713.00)	($25,713.00)	$0.00	$25,713.00
5616 - SECOND LANGUAGE INSTRUCTION					
0000 - Undesignated					
3800 - Curriculum Development	$0.00	($21,962.33)	($21,962.33)	$0.00	$21,962.33
5616 - SECOND LANGUAGE INSTRUCTION Total:	$0.00	($21,962.33)	($21,962.33)	$0.00	$21,962.33
5618 - State Professional Dev					
0000 - Undesignated					
3800 - Curriculum Development	$0.00	($20,147.10)	($20,147.10)	$0.00	$20,147.10
5618 - State Professional Dev Total:	$0.00	($20,147.10)	($20,147.10)	$0.00	$20,147.10
5649 - LOCAL INNOVATIONS CIVICS ED PILOT					
0000 - Undesignated					
3500 - Statewide Initatives	$0.00	($3,506.52)	($3,506.52)	$0.00	$3,506.52
5649 - LOCAL INNOVATIONS CIVICS ED PILOT Total:	$0.00	($3,506.52)	($3,506.52)	$0.00	$3,506.52
5651 - EDUCATOR PAID PROFESSIONAL HOURS					
0000 - Undesignated					
3200 - Related to Basic Programs	$0.00	($119,153.89)	($119,153.89)	$0.00	$119,153.89
3400 - Other Programs	$0.00	($37,911.35)	($37,911.35)	$0.00	$37,911.35

General Ledger - Element Summary Report

Fiscal Year: 2024-2025 From Date:7/1/2024 To Date:6/30/2025

Account Mask: ?????????????????? Account Type: REVENUE

☐ Print accounts with zero balance ☐ Include Inactive Accounts ☐ Include PreEncumbrance

Fund / Location / Program / Function / Object	Adjusted Budget	Range To Date	Year To Date	Encumbrance	Budget Balance
5651 - EDUCATOR PAID PROFESSIONAL HOURS Total:	$0.00	($157,065.24)	($157,065.24)	$0.00	$157,065.24
5655 - Digital Teaching & Learning					
0000 - Undesignated					
3500 - Statewide Initatives	$0.00	($73,825.00)	($73,825.00)	$0.00	$73,825.00
5655 - Digital Teaching & Learning Total:	$0.00	($73,825.00)	($73,825.00)	$0.00	$73,825.00
5666 - PROFESSIONAL DEV. GRANTS					
0000 - Undesignated					
3400 - Other Programs	$0.00	($8,290.12)	($8,290.12)	$0.00	$8,290.12
3500 - Statewide Initatives	$0.00	($2,687.63)	($2,687.63)	$0.00	$2,687.63
5666 - PROFESSIONAL DEV. GRANTS Total:	$0.00	($10,977.75)	($10,977.75)	$0.00	$10,977.75
5671 - VOLUNTEERISM					
0000 - Undesignated					
3990 - State Rev from Non-USBE Agencies	$0.00	($71,750.00)	($71,750.00)	$0.00	$71,750.00
5671 - VOLUNTEERISM Total:	$0.00	($71,750.00)	($71,750.00)	$0.00	$71,750.00
5673 - POSITIVE BEHAVIORS INTERVENTIONS					
0000 - Undesignated					
3800 - Curriculum Development	$0.00	($40,000.00)	($40,000.00)	$0.00	$40,000.00
5673 - POSITIVE BEHAVIORS INTERVENTIONS Total:	$0.00	($40,000.00)	($40,000.00)	$0.00	$40,000.00
5674 - Suicide Prevention					
0000 - Undesignated					
3800 - Curriculum Development	$0.00	($10,000.00)	($10,000.00)	$0.00	$10,000.00
5674 - Suicide Prevention Total:	$0.00	($10,000.00)	($10,000.00)	$0.00	$10,000.00
5677 - CTE Computer Grant					
0000 - Undesignated					
3500 - Statewide Initatives	$0.00	($252,699.99)	($252,699.99)	$0.00	$252,699.99
5677 - CTE Computer Grant Total:	$0.00	($252,699.99)	($252,699.99)	$0.00	$252,699.99
5678 - TEACHER & STUDENT SUCESS ACT					
0000 - Undesignated					
3500 - Statewide Initatives	$0.00	($679,870.55)	($679,870.55)	$0.00	$679,870.55
5678 - TEACHER & STUDENT SUCESS ACT Total:	$0.00	($679,870.55)	($679,870.55)	$0.00	$679,870.55
5679 - STUDENT HEALTH & COUNSELING					
0000 - Undesignated					
2000 - Revenue From Intermediate Sources	$0.00	($6,000.00)	($6,000.00)	$0.00	$6,000.00
3500 - Statewide Initatives	$0.00	($67,960.06)	($67,960.06)	$0.00	$67,960.06
5679 - STUDENT HEALTH & COUNSELING Total:	$0.00	($73,960.06)	($73,960.06)	$0.00	$73,960.06

General Ledger - Element Summary Report

Fiscal Year: 2024-2025 From Date:7/1/2024 To Date:6/30/2025

Account Mask: ?????????????????? Account Type: REVENUE

☐ Print accounts with zero balance ☐ Include Inactive Accounts ☐ Include PreEncumbrance

Fund / Location / Program / Function / Object	Adjusted Budget	Range To Date	Year To Date	Encumbrance	Budget Balance
5697 - EARLY LITERACY OUTCOME - EL COACHES					
0000 - Undesignated					
3800 - Curriculum Development	$0.00	($22,286.00)	($22,286.00)	$0.00	$22,286.00
5697 - EARLY LITERACY OUTCOME - EL COACHES Total:	$0.00	($22,286.00)	($22,286.00)	$0.00	$22,286.00
5807 - TSSP					
0000 - Undesignated					
3400 - Other Programs	$0.00	($45,243.53)	($45,243.53)	$0.00	$45,243.53
5807 - TSSP Total:	$0.00	($45,243.53)	($45,243.53)	$0.00	$45,243.53
5868 - Teacher Materials and Supplies					
0000 - Undesignated					
3400 - Other Programs	$0.00	($26,650.00)	($26,650.00)	$0.00	$26,650.00
5868 - Teacher Materials and Supplies Total:	$0.00	($26,650.00)	($26,650.00)	$0.00	$26,650.00
5876 - Educator Salary Adjustment					
0000 - Undesignated					
3400 - Other Programs	$0.00	($886,472.38)	($886,472.38)	$0.00	$886,472.38
5876 - Educator Salary Adjustment Total:	$0.00	($886,472.38)	($886,472.38)	$0.00	$886,472.38
5882 - BTS					
0000 - Undesignated					
3500 - Statewide Initatives	$0.00	($79,200.00)	($79,200.00)	$0.00	$79,200.00
5882 - BTS Total:	$0.00	($79,200.00)	($79,200.00)	$0.00	$79,200.00
5901 - College & Career Awareness					
0000 - Undesignated					
3100 - Restricted Basic Programs	$0.00	($13,513.00)	($13,513.00)	$0.00	$13,513.00
5901 - College & Career Awareness Total:	$0.00	($13,513.00)	($13,513.00)	$0.00	$13,513.00
5902 - Work Based Learning					
0000 - Undesignated					
3100 - Restricted Basic Programs	$0.00	($9,708.00)	($9,708.00)	$0.00	$9,708.00
5902 - Work Based Learning Total:	$0.00	($9,708.00)	($9,708.00)	$0.00	$9,708.00
5903 - School Counseling					
0000 - Undesignated					
3100 - Restricted Basic Programs	$0.00	($80,000.00)	($80,000.00)	$0.00	$80,000.00
5903 - School Counseling Total:	$0.00	($80,000.00)	($80,000.00)	$0.00	$80,000.00
5914 - School Safety and Support					
0000 - Undesignated					

General Ledger - Element Summary Report

Fiscal Year: 2024-2025 From Date:7/1/2024 To Date:6/30/2025

Account Mask: ?????????????????? Account Type: REVENUE

☐ Print accounts with zero balance ☐ Include Inactive Accounts ☐ Include PreEncumbrance

Fund / Location / Program / Function / Object	Adjusted Budget	Range To Date	Year To Date	Encumbrance	Budget Balance
3800 - Curriculum Development	$0.00	($19,778.75)	($19,778.75)	$0.00	$19,778.75
5914 - School Safety and Support Total:	$0.00	($19,778.75)	($19,778.75)	$0.00	$19,778.75
6000 - VOCATIONAL-TECHNICAL EDUCATION PRGM					
0000 - Undesignated					
3100 - Restricted Basic Programs	$0.00	($488,056.00)	($488,056.00)	$0.00	$488,056.00
6000 - VOCATIONAL-TECHNICAL EDUCATION PRGM Total:	$0.00	($488,056.00)	($488,056.00)	$0.00	$488,056.00
6015 - ADMINISTRATION & SUPPORT SERVICES					
0000 - Undesignated					
1930 - Gain or Loss on Sale of Capital Asset (Proprietary	$0.00	($11,010.10)	($11,010.10)	$0.00	$11,010.10
1950 - Misc. Revenue From Other School Districts	$0.00	($40,577.30)	($40,577.30)	$0.00	$40,577.30
6015 - ADMINISTRATION & SUPPORT SERVICES Total:	$0.00	($51,587.40)	($51,587.40)	$0.00	$51,587.40
6100 - Agriculture, Food & Natural Resources					
0000 - Undesignated					
3100 - Restricted Basic Programs	$0.00	($44,940.00)	($44,940.00)	$0.00	$44,940.00
6100 - Agriculture, Food & Natural Resources Total:	$0.00	($44,940.00)	($44,940.00)	$0.00	$44,940.00
7225 - CARES ACT - ESSR III					
0000 - Undesignated					
4200 - Unrestricted Federal- Received via Non-USBE	$0.00	($129,753.00)	($129,753.00)	$0.00	$129,753.00
7225 - CARES ACT - ESSR III Total:	$0.00	($129,753.00)	($129,753.00)	$0.00	$129,753.00
7250 - UNIQUE LOCAL FED/STATE UNRESTRICTED					
0000 - Undesignated					
4700 - TANF	$0.00	($9,700.00)	($9,700.00)	$0.00	$9,700.00
7250 - UNIQUE LOCAL FED/STATE UNRESTRICTED Total:	$0.00	($9,700.00)	($9,700.00)	$0.00	$9,700.00
7390 - Secure Rural Schools					
0000 - Undesignated					
4200 - Unrestricted Federal- Received via Non-USBE	$0.00	($41,912.33)	($41,912.33)	$0.00	$41,912.33
7390 - Secure Rural Schools Total:	$0.00	($41,912.33)	($41,912.33)	$0.00	$41,912.33
7401 - CTE Federal Perkins					
0000 - Undesignated					
4538 - Carl Perkins	$0.00	($19,178.21)	($19,178.21)	$0.00	$19,178.21
7401 - CTE Federal Perkins Total:	$0.00	($19,178.21)	($19,178.21)	$0.00	$19,178.21
7522 - IDEA-B - PRESCHOOL HANDCAPPED					
0000 - Undesignated					
4522 - IDEA-B--Pre-School Disabled (Sec 619)	$0.00	($9,239.72)	($9,239.72)	$0.00	$9,239.72
7522 - IDEA-B - PRESCHOOL HANDCAPPED Total:	$0.00	($9,239.72)	($9,239.72)	$0.00	$9,239.72

General Ledger - Element Summary Report

Fiscal Year: 2024-2025 From Date:7/1/2024 To Date:6/30/2025

Account Mask: ????????????????? Account Type: REVENUE

☐ Print accounts with zero balance ☐ Include Inactive Accounts ☐ Include PreEncumbrance

Fund / Location / Program / Function / Object	Adjusted Budget	Range To Date	Year To Date	Encumbrance	Budget Balance
7524 - IDEA-B - HANDICAPPED					
0000 - Undesignated					
4524 - IDEA-B--Disabled (PL 101-476)	$0.00	($282,961.08)	($282,961.08)	$0.00	$282,961.08
7524 - IDEA-B - HANDICAPPED Total:	$0.00	($282,961.08)	($282,961.08)	$0.00	$282,961.08
7590 - OTHER RESTRICTED GRANTS					
0000 - Undesignated					
4700 - TANF	$0.00	($9,000.00)	($9,000.00)	$0.00	$9,000.00
7590 - OTHER RESTRICTED GRANTS Total:	$0.00	($9,000.00)	($9,000.00)	$0.00	$9,000.00
7600 - OTHER FEDERAL/STATE RESTRICTED PGM'					
0000 - Undesignated					
4200 - Unrestricted Federal- Received via Non-USBE	$0.00	($1,500.00)	($1,500.00)	$0.00	$1,500.00
7600 - OTHER FEDERAL/STATE RESTRICTED PGM' Total:	$0.00	($1,500.00)	($1,500.00)	$0.00	$1,500.00
7801 - TITLE IA					
0000 - Undesignated					
4800 - Federal No Child Left Behind	$0.00	($131,924.08)	($131,924.08)	$0.00	$131,924.08
7801 - TITLE IA Total:	$0.00	($131,924.08)	($131,924.08)	$0.00	$131,924.08
7860 - TITLE IIA					
0000 - Undesignated					
4800 - Federal No Child Left Behind	$0.00	($25,062.00)	($25,062.00)	$0.00	$25,062.00
7860 - TITLE IIA Total:	$0.00	($25,062.00)	($25,062.00)	$0.00	$25,062.00
7880 - TITLE III ENGLISH ACQ					
0000 - Undesignated					
4800 - Federal No Child Left Behind	$0.00	($5,610.46)	($5,610.46)	$0.00	$5,610.46
7880 - TITLE III ENGLISH ACQ Total:	$0.00	($5,610.46)	($5,610.46)	$0.00	$5,610.46
7941 - SRSA - REAP					
0000 - Undesignated					
4300 - Restricted Federal Revenue	$0.00	($86,050.00)	($86,050.00)	$0.00	$86,050.00
7941 - SRSA - REAP Total:	$0.00	($86,050.00)	($86,050.00)	$0.00	$86,050.00
500 - District Office Total:	$0.00	($23,141,323.15)	($23,141,323.15)	$0.00	$23,141,323.15
10 - Maintenance and Operations Fund Total:	$0.00	($23,145,784.73)	($23,145,784.73)	$0.00	$23,145,784.73

General Ledger - Element Summary Report

Fiscal Year: 2024-2025 From Date:7/1/2024 To Date:6/30/2025

Account Mask: ????????????????? Account Type: REVENUE

☐ Print accounts with zero balance ☐ Include Inactive Accounts ☐ Include PreEncumbrance

Fund / Location / Program / Function / Object	Adjusted Budget	Range To Date	Year To Date	Encumbrance	Budget Balance
21 - Student Activity Fund					
104 - Antimony Elementary					
0508 - Fund 21 Lunch					
0000 - Undesignated					
1747 - Activities Fee Revenue	$0.00	($99.10)	($99.10)	$0.00	$99.10
0508 - Fund 21 Lunch Total:	$0.00	($99.10)	($99.10)	$0.00	$99.10
104 - Antimony Elementary Total:	$0.00	($99.10)	($99.10)	$0.00	$99.10
108 - Boulder Elementary					
0508 - Fund 21 Lunch					
0000 - Undesignated					
1747 - Activities Fee Revenue	$0.00	$230.00	$230.00	$0.00	($230.00)
0508 - Fund 21 Lunch Total:	$0.00	$230.00	$230.00	$0.00	($230.00)
108 - Boulder Elementary Total:	$0.00	$230.00	$230.00	$0.00	($230.00)
112 - Bryce Valley Elementary					
0260 - Student Body					
0000 - Undesignated					
1747 - Activities Fee Revenue	$0.00	($6,668.70)	($6,668.70)	$0.00	$6,668.70
0260 - Student Body Total:	$0.00	($6,668.70)	($6,668.70)	$0.00	$6,668.70
0261 - Class Accounts					
0000 - Undesignated					
1770 - Fundraisers	$0.00	($900.00)	($900.00)	$0.00	$900.00
0261 - Class Accounts Total:	$0.00	($900.00)	($900.00)	$0.00	$900.00
0502 - CyberCorps					
0000 - Undesignated					
1747 - Activities Fee Revenue	$0.00	($2,685.11)	($2,685.11)	$0.00	$2,685.11
0502 - CyberCorps Total:	$0.00	($2,685.11)	($2,685.11)	$0.00	$2,685.11
0504 - Washington DC - Current Year					
0000 - Undesignated					
1747 - Activities Fee Revenue	$0.00	($65,859.68)	($65,859.68)	$0.00	$65,859.68
0504 - Washington DC - Current Year Total:	$0.00	($65,859.68)	($65,859.68)	$0.00	$65,859.68
0507 - PHS Scholarship					
0000 - Undesignated					
1747 - Activities Fee Revenue	$0.00	($6,219.16)	($6,219.16)	$0.00	$6,219.16
0507 - PHS Scholarship Total:	$0.00	($6,219.16)	($6,219.16)	$0.00	$6,219.16
0508 - Fund 21 Lunch					

General Ledger - Element Summary Report

Fiscal Year: 2024-2025 From Date:7/1/2024 To Date:6/30/2025

Account Mask: ?????????????????? Account Type: REVENUE

☐ Print accounts with zero balance ☐ Include Inactive Accounts ☐ Include PreEncumbrance

Fund / Location / Program / Function / Object	Adjusted Budget	Range To Date	Year To Date	Encumbrance	Budget Balance
0000 - Undesignated					
1747 - Activities Fee Revenue	$0.00	($13,769.85)	($13,769.85)	$0.00	$13,769.85
0508 - Fund 21 Lunch Total:	$0.00	($13,769.85)	($13,769.85)	$0.00	$13,769.85
112 - Bryce Valley Elementary Total:	$0.00	($96,102.50)	($96,102.50)	$0.00	$96,102.50
116 - Escalante Elementary					
0052 - Activities - Chromebook					
0000 - Undesignated					
1747 - Activities Fee Revenue	$0.00	($220.00)	($220.00)	$0.00	$220.00
0052 - Activities - Chromebook Total:	$0.00	($220.00)	($220.00)	$0.00	$220.00
0260 - Student Body					
0000 - Undesignated					
1747 - Activities Fee Revenue	$0.00	($12.06)	($12.06)	$0.00	$12.06
0260 - Student Body Total:	$0.00	($12.06)	($12.06)	$0.00	$12.06
0505 - Holiday Bonus					
0000 - Undesignated					
1747 - Activities Fee Revenue	$0.00	($14,184.13)	($14,184.13)	$0.00	$14,184.13
0505 - Holiday Bonus Total:	$0.00	($14,184.13)	($14,184.13)	$0.00	$14,184.13
0508 - Fund 21 Lunch					
0000 - Undesignated					
1747 - Activities Fee Revenue	$0.00	($6,575.60)	($6,575.60)	$0.00	$6,575.60
0508 - Fund 21 Lunch Total:	$0.00	($6,575.60)	($6,575.60)	$0.00	$6,575.60
116 - Escalante Elementary Total:	$0.00	($20,991.79)	($20,991.79)	$0.00	$20,991.79
124 - Panguitch Elementary					
0260 - Student Body					
0000 - Undesignated					
1747 - Activities Fee Revenue	$0.00	($8,156.90)	($8,156.90)	$0.00	$8,156.90
0260 - Student Body Total:	$0.00	($8,156.90)	($8,156.90)	$0.00	$8,156.90
0502 - CyberCorps					
0000 - Undesignated					
1747 - Activities Fee Revenue	$0.00	($3,850.00)	($3,850.00)	$0.00	$3,850.00
0502 - CyberCorps Total:	$0.00	($3,850.00)	($3,850.00)	$0.00	$3,850.00
0504 - Washington DC - Current Year					
0000 - Undesignated					
1747 - Activities Fee Revenue	$0.00	($6,714.72)	($6,714.72)	$0.00	$6,714.72
0504 - Washington DC - Current Year Total:	$0.00	($6,714.72)	($6,714.72)	$0.00	$6,714.72

General Ledger - Element Summary Report

Fiscal Year: 2024-2025 From Date:7/1/2024 To Date:6/30/2025

Account Mask: ?????????????????? Account Type: REVENUE

☐ Print accounts with zero balance ☐ Include Inactive Accounts ☐ Include PreEncumbrance

Fund / Location / Program / Function / Object	Adjusted Budget	Range To Date	Year To Date	Encumbrance	Budget Balance
0505 - Holiday Bonus					
0000 - Undesignated					
1747 - Activities Fee Revenue	$0.00	($16,725.00)	($16,725.00)	$0.00	$16,725.00
0505 - Holiday Bonus Total:	$0.00	($16,725.00)	($16,725.00)	$0.00	$16,725.00
0508 - Fund 21 Lunch					
0000 - Undesignated					
1747 - Activities Fee Revenue	$0.00	($21,611.70)	($21,611.70)	$0.00	$21,611.70
0508 - Fund 21 Lunch Total:	$0.00	($21,611.70)	($21,611.70)	$0.00	$21,611.70
124 - Panguitch Elementary Total:	$0.00	($57,058.32)	($57,058.32)	$0.00	$57,058.32
304 - Panguitch Middle					
0052 - Activities - Chromebook					
0000 - Undesignated					
1747 - Activities Fee Revenue	$0.00	($128.00)	($128.00)	$0.00	$128.00
0052 - Activities - Chromebook Total:	$0.00	($128.00)	($128.00)	$0.00	$128.00
0250 - Yearbook					
0000 - Undesignated					
1747 - Activities Fee Revenue	$0.00	($180.00)	($180.00)	$0.00	$180.00
0250 - Yearbook Total:	$0.00	($180.00)	($180.00)	$0.00	$180.00
0260 - Student Body					
0000 - Undesignated					
1747 - Activities Fee Revenue	$0.00	($790.00)	($790.00)	$0.00	$790.00
0260 - Student Body Total:	$0.00	($790.00)	($790.00)	$0.00	$790.00
0261 - Class Accounts					
0000 - Undesignated					
1747 - Activities Fee Revenue	$0.00	($20.00)	($20.00)	$0.00	$20.00
0261 - Class Accounts Total:	$0.00	($20.00)	($20.00)	$0.00	$20.00
0508 - Fund 21 Lunch					
0000 - Undesignated					
1747 - Activities Fee Revenue	$0.00	($8,071.37)	($8,071.37)	$0.00	$8,071.37
0508 - Fund 21 Lunch Total:	$0.00	($8,071.37)	($8,071.37)	$0.00	$8,071.37
304 - Panguitch Middle Total:	$0.00	($9,189.37)	($9,189.37)	$0.00	$9,189.37
704 - Bryce Valley High					
0015 - AGRICULTURE					
0000 - Undesignated					
1747 - Activities Fee Revenue	$0.00	($4,341.99)	($4,341.99)	$0.00	$4,341.99

General Ledger - Element Summary Report

Fiscal Year: 2024-2025 From Date:7/1/2024 To Date:6/30/2025

Account Mask: ?????????????????? Account Type: REVENUE

☐ Print accounts with zero balance ☐ Include Inactive Accounts ☐ Include PreEncumbrance

Fund / Location / Program / Function / Object	Adjusted Budget	Range To Date	Year To Date	Encumbrance	Budget Balance
0015 - AGRICULTURE Total:	$0.00	($4,341.99)	($4,341.99)	$0.00	$4,341.99
0030 - ATHLETICS (INTERSCHOOL)					
0000 - Undesignated					
1747 - Activities Fee Revenue	$0.00	($11,669.30)	($11,669.30)	$0.00	$11,669.30
0030 - ATHLETICS (INTERSCHOOL) Total:	$0.00	($11,669.30)	($11,669.30)	$0.00	$11,669.30
0100 - DRIVER EDUCATION (CLASSROOM)					
0000 - Undesignated					
1747 - Activities Fee Revenue	$0.00	($650.00)	($650.00)	$0.00	$650.00
0100 - DRIVER EDUCATION (CLASSROOM) Total:	$0.00	($650.00)	($650.00)	$0.00	$650.00
0140 - INDUSTRIAL ARTS					
0000 - Undesignated					
1745 - Co-Curricular Fees	$0.00	($4,981.79)	($4,981.79)	$0.00	$4,981.79
0140 - INDUSTRIAL ARTS Total:	$0.00	($4,981.79)	($4,981.79)	$0.00	$4,981.79
0231 - Boys Basketball					
0000 - Undesignated					
1747 - Activities Fee Revenue	$0.00	($1,005.92)	($1,005.92)	$0.00	$1,005.92
0231 - Boys Basketball Total:	$0.00	($1,005.92)	($1,005.92)	$0.00	$1,005.92
0232 - BASEBALL					
0000 - Undesignated					
1747 - Activities Fee Revenue	$0.00	($402.00)	($402.00)	$0.00	$402.00
0232 - BASEBALL Total:	$0.00	($402.00)	($402.00)	$0.00	$402.00
0242 - VOLLEYBALL					
0000 - Undesignated					
1747 - Activities Fee Revenue	$0.00	($1,672.62)	($1,672.62)	$0.00	$1,672.62
0242 - VOLLEYBALL Total:	$0.00	($1,672.62)	($1,672.62)	$0.00	$1,672.62
0248 - Girls Basketball					
0000 - Undesignated					
1747 - Activities Fee Revenue	$0.00	($769.60)	($769.60)	$0.00	$769.60
0248 - Girls Basketball Total:	$0.00	($769.60)	($769.60)	$0.00	$769.60
0250 - Yearbook					
0000 - Undesignated					
1747 - Activities Fee Revenue	$0.00	($573.15)	($573.15)	$0.00	$573.15
0250 - Yearbook Total:	$0.00	($573.15)	($573.15)	$0.00	$573.15
0260 - Student Body					
0000 - Undesignated					

General Ledger - Element Summary Report

Fiscal Year: 2024-2025 From Date:7/1/2024 To Date:6/30/2025

Account Mask: ????????????????? Account Type: REVENUE

☐ Print accounts with zero balance ☐ Include Inactive Accounts ☐ Include PreEncumbrance

Fund / Location / Program / Function / Object	Adjusted Budget	Range To Date	Year To Date	Encumbrance	Budget Balance
1747 - Activities Fee Revenue	$0.00	($5,249.44)	($5,249.44)	$0.00	$5,249.44
0260 - Student Body Total:	$0.00	($5,249.44)	($5,249.44)	$0.00	$5,249.44
0262 - Class Accounts					
0000 - Undesignated					
1747 - Activities Fee Revenue	$0.00	($7.42)	($7.42)	$0.00	$7.42
0262 - Class Accounts Total:	$0.00	($7.42)	($7.42)	$0.00	$7.42
0263 - Class Accounts					
0000 - Undesignated					
1747 - Activities Fee Revenue	$0.00	($1,772.03)	($1,772.03)	$0.00	$1,772.03
0263 - Class Accounts Total:	$0.00	($1,772.03)	($1,772.03)	$0.00	$1,772.03
0264 - Class Accounts					
0000 - Undesignated					
1747 - Activities Fee Revenue	$0.00	($279.00)	($279.00)	$0.00	$279.00
0264 - Class Accounts Total:	$0.00	($279.00)	($279.00)	$0.00	$279.00
0265 - Class Accounts					
0000 - Undesignated					
1747 - Activities Fee Revenue	$0.00	($4,073.03)	($4,073.03)	$0.00	$4,073.03
0265 - Class Accounts Total:	$0.00	($4,073.03)	($4,073.03)	$0.00	$4,073.03
0508 - Fund 21 Lunch					
0000 - Undesignated					
1747 - Activities Fee Revenue	$0.00	($3,804.94)	($3,804.94)	$0.00	$3,804.94
0508 - Fund 21 Lunch Total:	$0.00	($3,804.94)	($3,804.94)	$0.00	$3,804.94
704 - Bryce Valley High Total:	$0.00	($41,252.23)	($41,252.23)	$0.00	$41,252.23
708 - Escalante High					
0015 - AGRICULTURE					
0000 - Undesignated					
1747 - Activities Fee Revenue	$0.00	($1,931.70)	($1,931.70)	$0.00	$1,931.70
0015 - AGRICULTURE Total:	$0.00	($1,931.70)	($1,931.70)	$0.00	$1,931.70
0030 - ATHLETICS (INTERSCHOOL)					
0000 - Undesignated					
1747 - Activities Fee Revenue	$0.00	($9,914.33)	($9,914.33)	$0.00	$9,914.33
0030 - ATHLETICS (INTERSCHOOL) Total:	$0.00	($9,914.33)	($9,914.33)	$0.00	$9,914.33
0034 - Track and Cross Country					
0000 - Undesignated					
1747 - Activities Fee Revenue	$0.00	($4,000.04)	($4,000.04)	$0.00	$4,000.04

General Ledger - Element Summary Report

Fiscal Year: 2024-2025 From Date:7/1/2024 To Date:6/30/2025

Account Mask: ?????????????????? Account Type: REVENUE

☐ Print accounts with zero balance ☐ Include Inactive Accounts ☐ Include PreEncumbrance

Fund / Location / Program / Function / Object	Adjusted Budget	Range To Date	Year To Date	Encumbrance	Budget Balance
0034 - Track and Cross Country Total:	$0.00	($4,000.04)	($4,000.04)	$0.00	$4,000.04
0035 - Cheerleading					
0000 - Undesignated					
1747 - Activities Fee Revenue	$0.00	($770.84)	($770.84)	$0.00	$770.84
0035 - Cheerleading Total:	$0.00	($770.84)	($770.84)	$0.00	$770.84
0052 - Activities - Chromebook					
0000 - Undesignated					
1747 - Activities Fee Revenue	$0.00	($40.00)	($40.00)	$0.00	$40.00
0052 - Activities - Chromebook Total:	$0.00	($40.00)	($40.00)	$0.00	$40.00
0100 - DRIVER EDUCATION (CLASSROOM)					
0000 - Undesignated					
1747 - Activities Fee Revenue	$0.00	($1,350.00)	($1,350.00)	$0.00	$1,350.00
0100 - DRIVER EDUCATION (CLASSROOM) Total:	$0.00	($1,350.00)	($1,350.00)	$0.00	$1,350.00
0130 - HOMEMAKING					
0000 - Undesignated					
1747 - Activities Fee Revenue	$0.00	($30.00)	($30.00)	$0.00	$30.00
0130 - HOMEMAKING Total:	$0.00	($30.00)	($30.00)	$0.00	$30.00
0140 - INDUSTRIAL ARTS					
0000 - Undesignated					
1747 - Activities Fee Revenue	$0.00	($70.00)	($70.00)	$0.00	$70.00
0140 - INDUSTRIAL ARTS Total:	$0.00	($70.00)	($70.00)	$0.00	$70.00
0231 - Boys Basketball					
0000 - Undesignated					
1747 - Activities Fee Revenue	$0.00	($2,424.40)	($2,424.40)	$0.00	$2,424.40
0231 - Boys Basketball Total:	$0.00	($2,424.40)	($2,424.40)	$0.00	$2,424.40
0236 - FOOTBALL					
0000 - Undesignated					
1747 - Activities Fee Revenue	$0.00	($45,805.12)	($45,805.12)	$0.00	$45,805.12
0236 - FOOTBALL Total:	$0.00	($45,805.12)	($45,805.12)	$0.00	$45,805.12
0242 - VOLLEYBALL					
0000 - Undesignated					
1747 - Activities Fee Revenue	$0.00	($3,813.02)	($3,813.02)	$0.00	$3,813.02
0242 - VOLLEYBALL Total:	$0.00	($3,813.02)	($3,813.02)	$0.00	$3,813.02
0245 - WRESTLING					

General Ledger - Element Summary Report

Fiscal Year: 2024-2025 From Date:7/1/2024 To Date:6/30/2025

Account Mask: ?????????????????? Account Type: REVENUE

☐ Print accounts with zero balance ☐ Include Inactive Accounts ☐ Include PreEncumbrance

Fund / Location / Program / Function / Object	Adjusted Budget	Range To Date	Year To Date	Encumbrance	Budget Balance
0000 - Undesignated					
1747 - Activities Fee Revenue	$0.00	($464.06)	($464.06)	$0.00	$464.06
0245 - WRESTLING Total:	$0.00	($464.06)	($464.06)	$0.00	$464.06
0248 - Girls Basketball					
0000 - Undesignated					
1747 - Activities Fee Revenue	$0.00	($9,341.10)	($9,341.10)	$0.00	$9,341.10
0248 - Girls Basketball Total:	$0.00	($9,341.10)	($9,341.10)	$0.00	$9,341.10
0250 - Yearbook					
0000 - Undesignated					
1747 - Activities Fee Revenue	$0.00	($1,440.00)	($1,440.00)	$0.00	$1,440.00
0250 - Yearbook Total:	$0.00	($1,440.00)	($1,440.00)	$0.00	$1,440.00
0260 - Student Body					
0000 - Undesignated					
1747 - Activities Fee Revenue	$0.00	($7,885.96)	($7,885.96)	$0.00	$7,885.96
0260 - Student Body Total:	$0.00	($7,885.96)	($7,885.96)	$0.00	$7,885.96
0263 - Class Accounts					
0000 - Undesignated					
1747 - Activities Fee Revenue	$0.00	($4,004.25)	($4,004.25)	$0.00	$4,004.25
0263 - Class Accounts Total:	$0.00	($4,004.25)	($4,004.25)	$0.00	$4,004.25
0264 - Class Accounts					
0000 - Undesignated					
1747 - Activities Fee Revenue	$0.00	($1,197.62)	($1,197.62)	$0.00	$1,197.62
0264 - Class Accounts Total:	$0.00	($1,197.62)	($1,197.62)	$0.00	$1,197.62
0265 - Class Accounts					
1000 - INSTRUCTION					
1747 - Activities Fee Revenue	$0.00	($10,000.00)	($10,000.00)	$0.00	$10,000.00
0265 - Class Accounts Total:	$0.00	($10,000.00)	($10,000.00)	$0.00	$10,000.00
0501 - Fitness Center					
0000 - Undesignated					
1747 - Activities Fee Revenue	$0.00	($2,770.00)	($2,770.00)	$0.00	$2,770.00
0501 - Fitness Center Total:	$0.00	($2,770.00)	($2,770.00)	$0.00	$2,770.00
0508 - Fund 21 Lunch					
0000 - Undesignated					
1747 - Activities Fee Revenue	$0.00	($6,972.63)	($6,972.63)	$0.00	$6,972.63
0508 - Fund 21 Lunch Total:	$0.00	($6,972.63)	($6,972.63)	$0.00	$6,972.63

General Ledger - Element Summary Report

Fiscal Year: 2024-2025 From Date:7/1/2024 To Date:6/30/2025

Account Mask: ?????????????????? Account Type: REVENUE

☐ Print accounts with zero balance ☐ Include Inactive Accounts ☐ Include PreEncumbrance

Fund / Location / Program / Function / Object	Adjusted Budget	Range To Date	Year To Date	Encumbrance	Budget Balance
708 - Escalante High Total:	$0.00	($114,225.07)	($114,225.07)	$0.00	$114,225.07
712 - Panguitch High					
0015 - AGRICULTURE					
0000 - Undesignated					
1747 - Activities Fee Revenue	$0.00	($1,731.00)	($1,731.00)	$0.00	$1,731.00
0015 - AGRICULTURE Total:	$0.00	($1,731.00)	($1,731.00)	$0.00	$1,731.00
0030 - ATHLETICS (INTERSCHOOL)					
0000 - Undesignated					
1747 - Activities Fee Revenue	$0.00	($32,749.29)	($32,749.29)	$0.00	$32,749.29
0030 - ATHLETICS (INTERSCHOOL) Total:	$0.00	($32,749.29)	($32,749.29)	$0.00	$32,749.29
0034 - Track and Cross Country					
0000 - Undesignated					
1747 - Activities Fee Revenue	$0.00	($887.40)	($887.40)	$0.00	$887.40
0034 - Track and Cross Country Total:	$0.00	($887.40)	($887.40)	$0.00	$887.40
0035 - Cheerleading					
0000 - Undesignated					
1747 - Activities Fee Revenue	$0.00	($20,088.71)	($20,088.71)	$0.00	$20,088.71
0035 - Cheerleading Total:	$0.00	($20,088.71)	($20,088.71)	$0.00	$20,088.71
0037 - Undesignated					
0000 - Undesignated					
1747 - Activities Fee Revenue	$0.00	($25,969.25)	($25,969.25)	$0.00	$25,969.25
0037 - Undesignated Total:	$0.00	($25,969.25)	($25,969.25)	$0.00	$25,969.25
0052 - Activities - Chromebook					
0000 - Undesignated					
1747 - Activities Fee Revenue	$0.00	($569.00)	($569.00)	$0.00	$569.00
0052 - Activities - Chromebook Total:	$0.00	($569.00)	($569.00)	$0.00	$569.00
0100 - DRIVER EDUCATION (CLASSROOM)					
0000 - Undesignated					
1747 - Activities Fee Revenue	$0.00	($3,600.00)	($3,600.00)	$0.00	$3,600.00
0100 - DRIVER EDUCATION (CLASSROOM) Total:	$0.00	($3,600.00)	($3,600.00)	$0.00	$3,600.00
0111 - Debate					
0000 - Undesignated					
1747 - Activities Fee Revenue	$0.00	($6,571.52)	($6,571.52)	$0.00	$6,571.52
0111 - Debate Total:	$0.00	($6,571.52)	($6,571.52)	$0.00	$6,571.52

General Ledger - Element Summary Report

Fiscal Year: 2024-2025 From Date:7/1/2024 To Date:6/30/2025

Account Mask: ?????????????????? Account Type: REVENUE

☐ Print accounts with zero balance ☐ Include Inactive Accounts ☐ Include PreEncumbrance

Fund / Location / Program / Function / Object	Adjusted Budget	Range To Date	Year To Date	Encumbrance	Budget Balance
0114 - SPEECH AND DRAMA					
0000 - Undesignated					
1747 - Activities Fee Revenue	$0.00	($11,104.33)	($11,104.33)	$0.00	$11,104.33
1750 - School Vending &Stores (Gross Sales)	$0.00	($543.73)	($543.73)	$0.00	$543.73
0114 - SPEECH AND DRAMA Total:	$0.00	($11,648.06)	($11,648.06)	$0.00	$11,648.06
0130 - HOMEMAKING					
0000 - Undesignated					
1747 - Activities Fee Revenue	$0.00	($706.45)	($706.45)	$0.00	$706.45
0130 - HOMEMAKING Total:	$0.00	($706.45)	($706.45)	$0.00	$706.45
0140 - INDUSTRIAL ARTS					
0000 - Undesignated					
1747 - Activities Fee Revenue	$0.00	($1,964.30)	($1,964.30)	$0.00	$1,964.30
0140 - INDUSTRIAL ARTS Total:	$0.00	($1,964.30)	($1,964.30)	$0.00	$1,964.30
0141 - AUTOMOTIVE					
0000 - Undesignated					
1747 - Activities Fee Revenue	$0.00	($1,281.68)	($1,281.68)	$0.00	$1,281.68
0141 - AUTOMOTIVE Total:	$0.00	($1,281.68)	($1,281.68)	$0.00	$1,281.68
0231 - Boys Basketball					
0000 - Undesignated					
1747 - Activities Fee Revenue	$0.00	($21,695.02)	($21,695.02)	$0.00	$21,695.02
0231 - Boys Basketball Total:	$0.00	($21,695.02)	($21,695.02)	$0.00	$21,695.02
0232 - BASEBALL					
0000 - Undesignated					
1747 - Activities Fee Revenue	$0.00	($5,517.60)	($5,517.60)	$0.00	$5,517.60
0232 - BASEBALL Total:	$0.00	($5,517.60)	($5,517.60)	$0.00	$5,517.60
0236 - FOOTBALL					
0000 - Undesignated					
1747 - Activities Fee Revenue	$0.00	($80,600.00)	($80,600.00)	$0.00	$80,600.00
0236 - FOOTBALL Total:	$0.00	($80,600.00)	($80,600.00)	$0.00	$80,600.00
0238 - GOLF					
0000 - Undesignated					
1747 - Activities Fee Revenue	$0.00	($3,030.00)	($3,030.00)	$0.00	$3,030.00
0238 - GOLF Total:	$0.00	($3,030.00)	($3,030.00)	$0.00	$3,030.00
0240 - SOFTBALL					
0000 - Undesignated					

General Ledger - Element Summary Report

Fiscal Year: 2024-2025 From Date:7/1/2024 To Date:6/30/2025

Account Mask: ?????????????????? Account Type: REVENUE

☐ Print accounts with zero balance ☐ Include Inactive Accounts ☐ Include PreEncumbrance

Fund / Location / Program / Function / Object	Adjusted Budget	Range To Date	Year To Date	Encumbrance	Budget Balance
1747 - Activities Fee Revenue	$0.00	($19,118.75)	($19,118.75)	$0.00	$19,118.75
0240 - SOFTBALL Total:	$0.00	($19,118.75)	($19,118.75)	$0.00	$19,118.75
0242 - VOLLEYBALL					
0000 - Undesignated					
1747 - Activities Fee Revenue	$0.00	($14,488.29)	($14,488.29)	$0.00	$14,488.29
0242 - VOLLEYBALL Total:	$0.00	($14,488.29)	($14,488.29)	$0.00	$14,488.29
0245 - WRESTLING					
0000 - Undesignated					
1747 - Activities Fee Revenue	$0.00	($32,372.48)	($32,372.48)	$0.00	$32,372.48
0245 - WRESTLING Total:	$0.00	($32,372.48)	($32,372.48)	$0.00	$32,372.48
0248 - Girls Basketball					
0000 - Undesignated					
1747 - Activities Fee Revenue	$0.00	($13,034.47)	($13,034.47)	$0.00	$13,034.47
0248 - Girls Basketball Total:	$0.00	($13,034.47)	($13,034.47)	$0.00	$13,034.47
0250 - Yearbook					
0000 - Undesignated					
1747 - Activities Fee Revenue	$0.00	($3,248.05)	($3,248.05)	$0.00	$3,248.05
0250 - Yearbook Total:	$0.00	($3,248.05)	($3,248.05)	$0.00	$3,248.05
0260 - Student Body					
0000 - Undesignated					
1747 - Activities Fee Revenue	$0.00	($5,403.84)	($5,403.84)	$0.00	$5,403.84
0260 - Student Body Total:	$0.00	($5,403.84)	($5,403.84)	$0.00	$5,403.84
0261 - Class Accounts					
0000 - Undesignated					
1747 - Activities Fee Revenue	$0.00	($20.00)	($20.00)	$0.00	$20.00
0261 - Class Accounts Total:	$0.00	($20.00)	($20.00)	$0.00	$20.00
0262 - Class Accounts					
0000 - Undesignated					
1747 - Activities Fee Revenue	$0.00	($951.00)	($951.00)	$0.00	$951.00
0262 - Class Accounts Total:	$0.00	($951.00)	($951.00)	$0.00	$951.00
0263 - Class Accounts					
0000 - Undesignated					
1747 - Activities Fee Revenue	$0.00	($7,498.80)	($7,498.80)	$0.00	$7,498.80
0263 - Class Accounts Total:	$0.00	($7,498.80)	($7,498.80)	$0.00	$7,498.80
0264 - Class Accounts					

General Ledger - Element Summary Report

Fiscal Year: 2024-2025 From Date:7/1/2024 To Date:6/30/2025

Account Mask: ?????????????????? Account Type: REVENUE

☐ Print accounts with zero balance ☐ Include Inactive Accounts ☐ Include PreEncumbrance

Fund / Location / Program / Function / Object	Adjusted Budget	Range To Date	Year To Date	Encumbrance	Budget Balance
0000 - Undesignated					
1747 - Activities Fee Revenue	$0.00	($2,146.63)	($2,146.63)	$0.00	$2,146.63
0264 - Class Accounts Total:	$0.00	($2,146.63)	($2,146.63)	$0.00	$2,146.63
0265 - Class Accounts					
0000 - Undesignated					
1747 - Activities Fee Revenue	$0.00	($1,036.00)	($1,036.00)	$0.00	$1,036.00
0265 - Class Accounts Total:	$0.00	($1,036.00)	($1,036.00)	$0.00	$1,036.00
0266 - School Concession Progam					
0000 - Undesignated					
1750 - School Vending &Stores (Gross Sales)	$0.00	($602.28)	($602.28)	$0.00	$602.28
0266 - School Concession Progam Total:	$0.00	($602.28)	($602.28)	$0.00	$602.28
0267 - School Concession Program					
0000 - Undesignated					
1750 - School Vending &Stores (Gross Sales)	$0.00	($424.75)	($424.75)	$0.00	$424.75
0267 - School Concession Program Total:	$0.00	($424.75)	($424.75)	$0.00	$424.75
0268 - Undesignated					
0000 - Undesignated					
1750 - School Vending &Stores (Gross Sales)	$0.00	($697.80)	($697.80)	$0.00	$697.80
0268 - Undesignated Total:	$0.00	($697.80)	($697.80)	$0.00	$697.80
0269 - Undesignated					
0000 - Undesignated					
1750 - School Vending &Stores (Gross Sales)	$0.00	($402.00)	($402.00)	$0.00	$402.00
0269 - Undesignated Total:	$0.00	($402.00)	($402.00)	$0.00	$402.00
0270 - Undesignated					
0000 - Undesignated					
1750 - School Vending &Stores (Gross Sales)	$0.00	($800.00)	($800.00)	$0.00	$800.00
0270 - Undesignated Total:	$0.00	($800.00)	($800.00)	$0.00	$800.00
0271 - Undesignated					
0000 - Undesignated					
1750 - School Vending &Stores (Gross Sales)	$0.00	($1,550.00)	($1,550.00)	$0.00	$1,550.00
0271 - Undesignated Total:	$0.00	($1,550.00)	($1,550.00)	$0.00	$1,550.00
0502 - CyberCorps					
0000 - Undesignated					
1747 - Activities Fee Revenue	$0.00	($80.00)	($80.00)	$0.00	$80.00
0502 - CyberCorps Total:	$0.00	($80.00)	($80.00)	$0.00	$80.00

General Ledger - Element Summary Report

Fiscal Year: 2024-2025 From Date:7/1/2024 To Date:6/30/2025

Account Mask: ?????????????????

Account Type: REVENUE

☐ Print accounts with zero balance ☐ Include Inactive Accounts ☐ Include PreEncumbrance

Fund / Location / Program / Function / Object	Adjusted Budget	Range To Date	Year To Date	Encumbrance	Budget Balance
712 - Panguitch High Total:	$0.00	($322,484.42)	($322,484.42)	$0.00	$322,484.42
21 - Student Activity Fund Total:	$0.00	($661,172.80)	($661,172.80)	$0.00	$661,172.80

General Ledger - Element Summary Report

Fiscal Year: 2024-2025 From Date:7/1/2024 To Date:6/30/2025

Account Mask: ?????????????????? Account Type: REVENUE

☐ Print accounts with zero balance ☐ Include Inactive Accounts ☐ Include PreEncumbrance

Fund / Location / Program / Function / Object	Adjusted Budget	Range To Date	Year To Date	Encumbrance	Budget Balance
32 - Capital Projects Fund					
500 - District Office					
0400 - Administration					
0000 - Undesignated					
1510 - Interest on Investments	$0.00	($210,264.87)	($210,264.87)	$0.00	$210,264.87
0400 - Administration Total:	$0.00	($210,264.87)	($210,264.87)	$0.00	$210,264.87
5500 - PUBLIC EDUCATION CAPITAL OUTLAY					
0000 - Undesignated					
1124 - Capital Local Current	$0.00	($361,159.75)	($361,159.75)	$0.00	$361,159.75
1125 - Capital Local Redemptions	$0.00	($1,495,885.30)	($1,495,885.30)	$0.00	$1,495,885.30
1174 - FILT--Capital Local	$0.00	($166,063.18)	($166,063.18)	$0.00	$166,063.18
1510 - Interest on Investments	$0.00	($68,474.31)	($68,474.31)	$0.00	$68,474.31
4000 - Rev from Federal Sources	$0.00	($64.00)	($64.00)	$0.00	$64.00
5500 - PUBLIC EDUCATION CAPITAL OUTLAY Total:	$0.00	($2,091,646.54)	($2,091,646.54)	$0.00	$2,091,646.54
5550 - CAPITAL OUTLAY FOUNDATION					
0000 - Undesignated					
3700 - Capital Outlay Programs	$0.00	($234,672.19)	($234,672.19)	$0.00	$234,672.19
5550 - CAPITAL OUTLAY FOUNDATION Total:	$0.00	($234,672.19)	($234,672.19)	$0.00	$234,672.19
7380 - E-Rate					
0000 - Undesignated					
4700 - TANF	$0.00	($10,755.78)	($10,755.78)	$0.00	$10,755.78
7380 - E-Rate Total:	$0.00	($10,755.78)	($10,755.78)	$0.00	$10,755.78
500 - District Office Total:	$0.00	($2,547,339.38)	($2,547,339.38)	$0.00	$2,547,339.38
32 - Capital Projects Fund Total:	$0.00	($2,547,339.38)	($2,547,339.38)	$0.00	$2,547,339.38

General Ledger - Element Summary Report

Fiscal Year: 2024-2025 From Date:7/1/2024 To Date:6/30/2025

Account Mask: ????????????????? Account Type: REVENUE

☐ Print accounts with zero balance ☐ Include Inactive Accounts ☐ Include PreEncumbrance

Fund / Location / Program / Function / Object	Adjusted Budget	Range To Date	Year To Date	Encumbrance	Budget Balance
51 - Food Service Fund					
104 - Antimony Elementary					
8070 - STATE SCHOOL LUNCH PROGRAMS					
0000 - Undesignated					
1610 - Sales to Students	$0.00	($123.80)	($123.80)	$0.00	$123.80
1620 - Sales to Adults	$0.00	($4,647.94)	($4,647.94)	$0.00	$4,647.94
8070 - STATE SCHOOL LUNCH PROGRAMS Total:	$0.00	($4,771.74)	($4,771.74)	$0.00	$4,771.74
104 - Antimony Elementary Total:	$0.00	($4,771.74)	($4,771.74)	$0.00	$4,771.74
108 - Boulder Elementary					
8070 - STATE SCHOOL LUNCH PROGRAMS					
0000 - Undesignated					
1610 - Sales to Students	$0.00	($1,165.30)	($1,165.30)	$0.00	$1,165.30
8070 - STATE SCHOOL LUNCH PROGRAMS Total:	$0.00	($1,165.30)	($1,165.30)	$0.00	$1,165.30
108 - Boulder Elementary Total:	$0.00	($1,165.30)	($1,165.30)	$0.00	$1,165.30
112 - Bryce Valley Elementary					
8070 - STATE SCHOOL LUNCH PROGRAMS					
0000 - Undesignated					
1610 - Sales to Students	$0.00	($17,740.20)	($17,740.20)	$0.00	$17,740.20
1620 - Sales to Adults	$0.00	($1,740.20)	($1,740.20)	$0.00	$1,740.20
8070 - STATE SCHOOL LUNCH PROGRAMS Total:	$0.00	($19,480.40)	($19,480.40)	$0.00	$19,480.40
112 - Bryce Valley Elementary Total:	$0.00	($19,480.40)	($19,480.40)	$0.00	$19,480.40
116 - Escalante Elementary					
8070 - STATE SCHOOL LUNCH PROGRAMS					
0000 - Undesignated					
1610 - Sales to Students	$0.00	($14,864.80)	($14,864.80)	$0.00	$14,864.80
1620 - Sales to Adults	$0.00	($1,116.45)	($1,116.45)	$0.00	$1,116.45
8070 - STATE SCHOOL LUNCH PROGRAMS Total:	$0.00	($15,981.25)	($15,981.25)	$0.00	$15,981.25
116 - Escalante Elementary Total:	$0.00	($15,981.25)	($15,981.25)	$0.00	$15,981.25
124 - Panguitch Elementary					
8070 - STATE SCHOOL LUNCH PROGRAMS					
0000 - Undesignated					
1610 - Sales to Students	$0.00	($30,857.10)	($30,857.10)	$0.00	$30,857.10
1620 - Sales to Adults	$0.00	($333.20)	($333.20)	$0.00	$333.20
8070 - STATE SCHOOL LUNCH PROGRAMS Total:	$0.00	($31,190.30)	($31,190.30)	$0.00	$31,190.30
124 - Panguitch Elementary Total:	$0.00	($31,190.30)	($31,190.30)	$0.00	$31,190.30

General Ledger - Element Summary Report

Fiscal Year: 2024-2025 From Date:7/1/2024 To Date:6/30/2025

Account Mask: ????????????????? Account Type: REVENUE

☐ Print accounts with zero balance ☐ Include Inactive Accounts ☐ Include PreEncumbrance

Fund / Location / Program / Function / Object	Adjusted Budget	Range To Date	Year To Date	Encumbrance	Budget Balance
304 - Panguitch Middle					
8070 - STATE SCHOOL LUNCH PROGRAMS					
0000 - Undesignated					
1610 - Sales to Students	$0.00	($5,026.80)	($5,026.80)	$0.00	$5,026.80
1620 - Sales to Adults	$0.00	($37.15)	($37.15)	$0.00	$37.15
8070 - STATE SCHOOL LUNCH PROGRAMS Total:	$0.00	($5,063.95)	($5,063.95)	$0.00	$5,063.95
304 - Panguitch Middle Total:	$0.00	($5,063.95)	($5,063.95)	$0.00	$5,063.95
500 - District Office					
8070 - STATE SCHOOL LUNCH PROGRAMS					
0000 - Undesignated					
1690 - Other Local Revenue	$0.00	($984.47)	($984.47)	$0.00	$984.47
3800 - Curriculum Development	$0.00	($57,943.51)	($57,943.51)	$0.00	$57,943.51
4560 - Federal Child Nutrition Programs	$0.00	($15,440.87)	($15,440.87)	$0.00	$15,440.87
8070 - STATE SCHOOL LUNCH PROGRAMS Total:	$0.00	($74,368.85)	($74,368.85)	$0.00	$74,368.85
8075 - CHILD AND ADULT CARE FOOD PROGRAM					
0000 - Undesignated					
4560 - Federal Child Nutrition Programs	$0.00	($183,271.54)	($183,271.54)	$0.00	$183,271.54
8075 - CHILD AND ADULT CARE FOOD PROGRAM Total:	$0.00	($183,271.54)	($183,271.54)	$0.00	$183,271.54
8079 - OTHER CHILD NUTRITION PROGRAMS					
0000 - Undesignated					
4560 - Federal Child Nutrition Programs	$0.00	($26,223.34)	($26,223.34)	$0.00	$26,223.34
8079 - OTHER CHILD NUTRITION PROGRAMS Total:	$0.00	($26,223.34)	($26,223.34)	$0.00	$26,223.34
500 - District Office Total:	$0.00	($283,863.73)	($283,863.73)	$0.00	$283,863.73
704 - Bryce Valley High					
8070 - STATE SCHOOL LUNCH PROGRAMS					
0000 - Undesignated					
1610 - Sales to Students	$0.00	($7,830.05)	($7,830.05)	$0.00	$7,830.05
1620 - Sales to Adults	$0.00	($749.40)	($749.40)	$0.00	$749.40
8070 - STATE SCHOOL LUNCH PROGRAMS Total:	$0.00	($8,579.45)	($8,579.45)	$0.00	$8,579.45
704 - Bryce Valley High Total:	$0.00	($8,579.45)	($8,579.45)	$0.00	$8,579.45
708 - Escalante High					
8070 - STATE SCHOOL LUNCH PROGRAMS					
0000 - Undesignated					
1610 - Sales to Students	$0.00	($8,729.40)	($8,729.40)	$0.00	$8,729.40
1620 - Sales to Adults	$0.00	($1,321.50)	($1,321.50)	$0.00	$1,321.50

General Ledger - Element Summary Report

Fiscal Year: 2024-2025 From Date:7/1/2024 To Date:6/30/2025

Account Mask: ????????????????? Account Type: REVENUE

☐ Print accounts with zero balance ☐ Include Inactive Accounts ☐ Include PreEncumbrance

Fund / Location / Program / Function / Object	Adjusted Budget	Range To Date	Year To Date	Encumbrance	Budget Balance
8070 - STATE SCHOOL LUNCH PROGRAMS Total:	$0.00	($10,050.90)	($10,050.90)	$0.00	$10,050.90
708 - Escalante High Total:	$0.00	($10,050.90)	($10,050.90)	$0.00	$10,050.90
712 - Panguitch High					
8070 - STATE SCHOOL LUNCH PROGRAMS					
0000 - Undesignated					
1610 - Sales to Students	$0.00	($5,744.80)	($5,744.80)	$0.00	$5,744.80
1620 - Sales to Adults	$0.00	($89.50)	($89.50)	$0.00	$89.50
8070 - STATE SCHOOL LUNCH PROGRAMS Total:	$0.00	($5,834.30)	($5,834.30)	$0.00	$5,834.30
712 - Panguitch High Total:	$0.00	($5,834.30)	($5,834.30)	$0.00	$5,834.30
51 - Food Service Fund Total:	$0.00	($385,981.32)	($385,981.32)	$0.00	$385,981.32

General Ledger - Element Summary Report

Fiscal Year: 2024-2025 From Date:7/1/2024 To Date:6/30/2025

Account Mask: ????????????????? Account Type: REVENUE

☐ Print accounts with zero balance ☐ Include Inactive Accounts ☐ Include PreEncumbrance

Fund / Location / Program / Function / Object	Adjusted Budget	Range To Date	Year To Date	Encumbrance	Budget Balance
Grand Total:	$0.00	($26,740,278.23)	($26,740,278.23)	$0.00	$26,740,278.23

End of Report

General Ledger - Element Summary Report

Fiscal Year: 2024-2025 From Date:7/1/2024 To Date:6/30/2025

Account Mask: ????????????????? Account Type: EXPENDITURE

☐ Print accounts with zero balance ☐ Include Inactive Accounts ☐ Include PreEncumbrance

Fund / Location / Program / Function / Object	Adjusted Budget	Range To Date	Year To Date	Encumbrance	Budget Balance
10 - Maintenance and Operations Fund					
104 - Antimony Elementary					
0050 - CLASSROOM-GENERAL					
1000 - INSTRUCTION					
0650 - SUPPLIES TECHNOLOGY RELATED	$0.00	$163.64	$163.64	$0.00	($163.64)
2600 - OPERATION & MAINTENANCE OF PLANT SERVICES					
0412 - DISPOSAL	$0.00	$1,155.00	$1,155.00	$0.00	($1,155.00)
0430 - REPAIR/MAINT SERV	$0.00	$2,920.89	$2,920.89	$0.00	($2,920.89)
0530 - CELL PHONE	$0.00	$524.20	$524.20	$0.00	($524.20)
0622 - ELECTRICITY	$0.00	$3,040.68	$3,040.68	$0.00	($3,040.68)
0623 - BOTTLED GAS	$0.00	$6,179.36	$6,179.36	$0.00	($6,179.36)
2610 - Custodial					
0610 - SUPPLIES (GEN)	$0.00	$361.87	$361.87	$0.00	($361.87)
2620 - Maintenance					
0610 - SUPPLIES (GEN)	$0.00	$350.73	$350.73	$0.00	($350.73)
0050 - CLASSROOM-GENERAL Total:	$0.00	$14,696.37	$14,696.37	$0.00	($14,696.37)
0400 - Administration					
2500 - SUPPORT SERVICES - CENTRAL SERVICES					
0340 - OTHER PROF SERV	$0.00	$95.42	$95.42	$0.00	($95.42)
0400 - Administration Total:	$0.00	$95.42	$95.42	$0.00	($95.42)
1205 - SPECIAL EDUCATION -- ADD ON					
1000 - INSTRUCTION					
0610 - SUPPLIES (GEN)	$0.00	$19.45	$19.45	$0.00	($19.45)
1205 - SPECIAL EDUCATION -- ADD ON Total:	$0.00	$19.45	$19.45	$0.00	($19.45)
5201 - CLASS SIZE REDUCTION					
1000 - INSTRUCTION					
0131 - TEACHERS	$0.00	$26,514.27	$26,514.27	$0.00	($26,514.27)
0140 - Other Licensed Salaries	$0.00	$350.00	$350.00	$0.00	($350.00)
0210 - STATE RETIREMENT	$0.00	$6,229.83	$6,229.83	$0.00	($6,229.83)
0220 - FICA	$0.00	$2,055.12	$2,055.12	$0.00	($2,055.12)
5201 - CLASS SIZE REDUCTION Total:	$0.00	$35,149.22	$35,149.22	$0.00	($35,149.22)
5220 - NESS - NECESSARILY EXIST. SCHOOL					
1000 - INSTRUCTION					
0131 - TEACHERS	$0.00	$5,039.17	$5,039.17	$0.00	($5,039.17)

General Ledger - Element Summary Report

Fiscal Year: 2024-2025 From Date:7/1/2024 To Date:6/30/2025

Account Mask: ?????????????????? Account Type: EXPENDITURE

☐ Print accounts with zero balance ☐ Include Inactive Accounts ☐ Include PreEncumbrance

Fund / Location / Program / Function / Object	Adjusted Budget	Range To Date	Year To Date	Encumbrance	Budget Balance
0161 - STAFF ASSISTANT	$0.00	$4,859.40	$4,859.40	$0.00	($4,859.40)
0210 - STATE RETIREMENT	$0.00	$1,168.59	$1,168.59	$0.00	($1,168.59)
0220 - FICA	$0.00	$930.12	$930.12	$0.00	($930.12)
0241 - PEHP Opt-Out	$0.00	$2,260.00	$2,260.00	$0.00	($2,260.00)
2400 - SUPPORT SERVICES - SCHOOL ADMINISTRATION					
0152 - SECRETARIAL	$0.00	$2,412.60	$2,412.60	$0.00	($2,412.60)
0210 - STATE RETIREMENT	$0.00	$472.91	$472.91	$0.00	($472.91)
0220 - FICA	$0.00	$184.46	$184.46	$0.00	($184.46)
2610 - Custodial					
0182 - CUSTODIANS-REG	$0.00	$4,061.96	$4,061.96	$0.00	($4,061.96)
0198 - Other Classified Personnel	$0.00	$125.00	$125.00	$0.00	($125.00)
0210 - STATE RETIREMENT	$0.00	$976.13	$976.13	$0.00	($976.13)
0220 - FICA	$0.00	$320.31	$320.31	$0.00	($320.31)
5220 - NESS - NECESSARILY EXIST. SCHOOL Total:	$0.00	$22,810.65	$22,810.65	$0.00	($22,810.65)
5420 - TRUSTLANDS					
1000 - INSTRUCTION					
0161 - STAFF ASSISTANT	$0.00	$704.29	$704.29	$0.00	($704.29)
0220 - FICA	$0.00	$53.88	$53.88	$0.00	($53.88)
5420 - TRUSTLANDS Total:	$0.00	$758.17	$758.17	$0.00	($758.17)
5673 - POSITIVE BEHAVIORS INTERVENTIONS					
2100 - SUPPORT SERVICES - STUDENTS					
0610 - SUPPLIES (GEN)	$0.00	$67.62	$67.62	$0.00	($67.62)
5673 - POSITIVE BEHAVIORS INTERVENTIONS Total:	$0.00	$67.62	$67.62	$0.00	($67.62)
5678 - TEACHER & STUDENT SUCESS ACT					
1000 - INSTRUCTION					
0131 - TEACHERS	$0.00	$1,081.97	$1,081.97	$0.00	($1,081.97)
0210 - STATE RETIREMENT	$0.00	$250.90	$250.90	$0.00	($250.90)
0220 - FICA	$0.00	$82.78	$82.78	$0.00	($82.78)
5678 - TEACHER & STUDENT SUCESS ACT Total:	$0.00	$1,415.65	$1,415.65	$0.00	($1,415.65)
5868 - Teacher Materials and Supplies					
1000 - INSTRUCTION					
0610 - SUPPLIES (GEN)	$0.00	$4.46	$4.46	$0.00	($4.46)
5868 - Teacher Materials and Supplies Total:	$0.00	$4.46	$4.46	$0.00	($4.46)
5876 - Educator Salary Adjustment					
1000 - INSTRUCTION					

General Ledger - Element Summary Report

Fiscal Year: 2024-2025 From Date:7/1/2024 To Date:6/30/2025

Account Mask: ????????????????? Account Type: EXPENDITURE

☐ Print accounts with zero balance ☐ Include Inactive Accounts ☐ Include PreEncumbrance

Fund / Location / Program / Function / Object	Adjusted Budget	Range To Date	Year To Date	Encumbrance	Budget Balance
0131 - TEACHERS	$0.00	$4,379.02	$4,379.02	$0.00	($4,379.02)
0210 - STATE RETIREMENT	$0.00	$1,015.49	$1,015.49	$0.00	($1,015.49)
0220 - FICA	$0.00	$334.99	$334.99	$0.00	($334.99)
5876 - Educator Salary Adjustment Total:	$0.00	$5,729.50	$5,729.50	$0.00	($5,729.50)
5914 - School Safety and Support					
2620 - Maintenance					
0430 - REPAIR/MAINT SERV	$0.00	$3,403.75	$3,403.75	$0.00	($3,403.75)
5914 - School Safety and Support Total:	$0.00	$3,403.75	$3,403.75	$0.00	($3,403.75)
7860 - TITLE IIA					
2212 - INSTRUCTION AND CURRICULUM DEVELOPMENT SERVICES					
0190 - Other Salaries	$0.00	$916.24	$916.24	$0.00	($916.24)
0210 - STATE RETIREMENT	$0.00	$217.05	$217.05	$0.00	($217.05)
0220 - FICA	$0.00	$70.08	$70.08	$0.00	($70.08)
7860 - TITLE IIA Total:	$0.00	$1,203.37	$1,203.37	$0.00	($1,203.37)
104 - Antimony Elementary Total:	$0.00	$85,353.63	$85,353.63	$0.00	($85,353.63)
108 - Boulder Elementary					
0050 - CLASSROOM-GENERAL					
1000 - INSTRUCTION					
0220 - FICA	$0.00	$3.66	$3.66	$0.00	($3.66)
0530 - CELL PHONE	$0.00	$50.00	$50.00	$0.00	($50.00)
0610 - SUPPLIES (GEN)	$0.00	$103.85	$103.85	$0.00	($103.85)
0640 - Books	$0.00	$3,565.35	$3,565.35	$0.00	($3,565.35)
0650 - SUPPLIES TECHNOLOGY RELATED	$0.00	$3,310.83	$3,310.83	$0.00	($3,310.83)
2600 - OPERATION & MAINTENANCE OF PLANT SERVICES					
0411 - WATER/SEWAGE	$0.00	$4,567.05	$4,567.05	$0.00	($4,567.05)
0430 - REPAIR/MAINT SERV	$0.00	$274.52	$274.52	$0.00	($274.52)
0530 - CELL PHONE	$0.00	$553.17	$553.17	$0.00	($553.17)
0622 - ELECTRICITY	$0.00	$2,714.47	$2,714.47	$0.00	($2,714.47)
0623 - BOTTLED GAS	$0.00	$1,755.31	$1,755.31	$0.00	($1,755.31)
2610 - Custodial					
0610 - SUPPLIES (GEN)	$0.00	$2,663.04	$2,663.04	$0.00	($2,663.04)
2620 - Maintenance					
0430 - REPAIR/MAINT SERV	$0.00	$417.39	$417.39	$0.00	($417.39)
0610 - SUPPLIES (GEN)	$0.00	$1,694.58	$1,694.58	$0.00	($1,694.58)
0050 - CLASSROOM-GENERAL Total:	$0.00	$21,673.22	$21,673.22	$0.00	($21,673.22)

General Ledger - Element Summary Report

Fiscal Year: 2024-2025 From Date:7/1/2024 To Date:6/30/2025

Account Mask: ?????????????????? Account Type: EXPENDITURE

☐ Print accounts with zero balance ☐ Include Inactive Accounts ☐ Include PreEncumbrance

Fund / Location / Program / Function / Object	Adjusted Budget	Range To Date	Year To Date	Encumbrance	Budget Balance
0400 - Administration					
2500 - SUPPORT SERVICES - CENTRAL SERVICES					
0340 - OTHER PROF SERV	$0.00	$475.50	$475.50	$0.00	($475.50)
0400 - Administration Total:	$0.00	$475.50	$475.50	$0.00	($475.50)
1205 - SPECIAL EDUCATION -- ADD ON					
1000 - INSTRUCTION					
0131 - TEACHERS	$0.00	$466.02	$466.02	$0.00	($466.02)
0210 - STATE RETIREMENT	$0.00	$110.40	$110.40	$0.00	($110.40)
0220 - FICA	$0.00	$35.65	$35.65	$0.00	($35.65)
1205 - SPECIAL EDUCATION -- ADD ON Total:	$0.00	$612.07	$612.07	$0.00	($612.07)
1220 - EXTENDED YEAR PROG FOR SEVERE DISAB					
1000 - INSTRUCTION					
0190 - Other Salaries	$0.00	$932.04	$932.04	$0.00	($932.04)
0210 - STATE RETIREMENT	$0.00	$220.80	$220.80	$0.00	($220.80)
0220 - FICA	$0.00	$71.30	$71.30	$0.00	($71.30)
1220 - EXTENDED YEAR PROG FOR SEVERE DISAB Total:	$0.00	$1,224.14	$1,224.14	$0.00	($1,224.14)
5201 - CLASS SIZE REDUCTION					
1000 - INSTRUCTION					
0131 - TEACHERS	$0.00	$50,837.19	$50,837.19	$6,906.32	($57,743.51)
0140 - Other Licensed Salaries	$0.00	$352.45	$352.45	$0.00	($352.45)
0210 - STATE RETIREMENT	$0.00	$9,992.22	$9,992.22	$1,348.12	($11,340.34)
0220 - FICA	$0.00	$3,817.35	$3,817.35	$513.87	($4,331.22)
0240 - GROUP INSURANCE	$0.00	$7,123.02	$7,123.02	$1,017.43	($8,140.45)
5201 - CLASS SIZE REDUCTION Total:	$0.00	$72,122.23	$72,122.23	$9,785.74	($81,907.97)
5220 - NESS - NECESSARILY EXIST. SCHOOL					
1000 - INSTRUCTION					
0131 - TEACHERS	$0.00	$56,699.99	$56,699.99	$7,661.58	($64,361.57)
0140 - Other Licensed Salaries	$0.00	$352.45	$352.45	$0.00	($352.45)
0161 - STAFF ASSISTANT	$0.00	$6,859.06	$6,859.06	$0.00	($6,859.06)
0198 - Other Classified Personnel	$0.00	$352.45	$352.45	$0.00	($352.45)
0210 - STATE RETIREMENT	$0.00	$12,547.17	$12,547.17	$1,495.54	($14,042.71)
0220 - FICA	$0.00	$4,799.87	$4,799.87	$569.08	($5,368.95)
0240 - GROUP INSURANCE	$0.00	$24,753.11	$24,753.11	$3,278.53	($28,031.64)
0530 - CELL PHONE	$0.00	$650.00	$650.00	$100.00	($750.00)
2610 - Custodial					

General Ledger - Element Summary Report

Fiscal Year: 2024-2025 From Date:7/1/2024 To Date:6/30/2025

Account Mask: ?????????????????? Account Type: EXPENDITURE

☐ Print accounts with zero balance ☐ Include Inactive Accounts ☐ Include PreEncumbrance

Fund / Location / Program / Function / Object	Adjusted Budget	Range To Date	Year To Date	Encumbrance	Budget Balance
0182 - CUSTODIANS-REG	$0.00	$1,602.63	$1,602.63	$0.00	($1,602.63)
0210 - STATE RETIREMENT	$0.00	$247.67	$247.67	$0.00	($247.67)
0220 - FICA	$0.00	$122.59	$122.59	$0.00	($122.59)
0240 - GROUP INSURANCE	$0.00	$367.59	$367.59	$0.00	($367.59)
5220 - NESS - NECESSARILY EXIST. SCHOOL Total:	$0.00	$109,354.58	$109,354.58	$13,104.73	($122,459.31)
5420 - TRUSTLANDS					
1000 - INSTRUCTION					
0161 - STAFF ASSISTANT	$2,406.10	$0.00	$0.00	$0.00	$2,406.10
5420 - TRUSTLANDS Total:	$2,406.10	$0.00	$0.00	$0.00	$2,406.10
5651 - EDUCATOR PAID PROFESSIONAL HOURS					
1000 - INSTRUCTION					
0131 - TEACHERS	$0.00	$1,811.64	$1,811.64	$0.00	($1,811.64)
0210 - STATE RETIREMENT	$0.00	$353.62	$353.62	$0.00	($353.62)
0220 - FICA	$0.00	$136.01	$136.01	$0.00	($136.01)
5651 - EDUCATOR PAID PROFESSIONAL HOURS Total:	$0.00	$2,301.27	$2,301.27	$0.00	($2,301.27)
5673 - POSITIVE BEHAVIORS INTERVENTIONS					
2100 - SUPPORT SERVICES - STUDENTS					
0190 - Other Salaries	$0.00	$3,021.01	$3,021.01	$0.00	($3,021.01)
0210 - STATE RETIREMENT	$0.00	$589.70	$589.70	$0.00	($589.70)
0220 - FICA	$0.00	$226.82	$226.82	$0.00	($226.82)
5673 - POSITIVE BEHAVIORS INTERVENTIONS Total:	$0.00	$3,837.53	$3,837.53	$0.00	($3,837.53)
5677 - CTE Computer Grant					
1000 - INSTRUCTION					
0161 - STAFF ASSISTANT	$0.00	$775.97	$775.97	$0.00	($775.97)
0210 - STATE RETIREMENT	$0.00	$151.47	$151.47	$0.00	($151.47)
0220 - FICA	$0.00	$59.36	$59.36	$0.00	($59.36)
0240 - GROUP INSURANCE	$0.00	$121.27	$121.27	$0.00	($121.27)
5677 - CTE Computer Grant Total:	$0.00	$1,108.07	$1,108.07	$0.00	($1,108.07)
5678 - TEACHER & STUDENT SUCESS ACT					
1000 - INSTRUCTION					
0131 - TEACHERS	$0.00	$5,166.68	$5,166.68	$738.52	($5,905.20)
0210 - STATE RETIREMENT	$0.00	$1,008.62	$1,008.62	$144.16	($1,152.78)
0220 - FICA	$0.00	$382.06	$382.06	$54.55	($436.61)
0240 - GROUP INSURANCE	$0.00	$1,486.01	$1,486.01	$212.42	($1,698.43)
5678 - TEACHER & STUDENT SUCESS ACT Total:	$0.00	$8,043.37	$8,043.37	$1,149.65	($9,193.02)

General Ledger - Element Summary Report

Fiscal Year: 2024-2025 From Date:7/1/2024 To Date:6/30/2025

Account Mask: ?????????????????? Account Type: EXPENDITURE

☐ Print accounts with zero balance ☐ Include Inactive Accounts ☐ Include PreEncumbrance

Fund / Location / Program / Function / Object	Adjusted Budget	Range To Date	Year To Date	Encumbrance	Budget Balance
5868 - Teacher Materials and Supplies					
1000 - INSTRUCTION					
0610 - SUPPLIES (GEN)	$0.00	$825.00	$825.00	$0.00	($825.00)
5868 - Teacher Materials and Supplies Total:	$0.00	$825.00	$825.00	$0.00	($825.00)
5876 - Educator Salary Adjustment					
1000 - INSTRUCTION					
0131 - TEACHERS	$0.00	$20,910.94	$20,910.94	$2,988.76	($23,899.70)
0210 - STATE RETIREMENT	$0.00	$4,081.78	$4,081.78	$583.40	($4,665.18)
0220 - FICA	$0.00	$1,546.36	$1,546.36	$220.76	($1,767.12)
0240 - GROUP INSURANCE	$0.00	$6,014.35	$6,014.35	$859.62	($6,873.97)
5876 - Educator Salary Adjustment Total:	$0.00	$32,553.43	$32,553.43	$4,652.54	($37,205.97)
5914 - School Safety and Support					
2290 - OTHER SUPPORT SERVICES- INSTRUCTIONAL STAFF					
0190 - Other Salaries	$0.00	$3,021.00	$3,021.00	$0.00	($3,021.00)
0210 - STATE RETIREMENT	$0.00	$589.70	$589.70	$0.00	($589.70)
0220 - FICA	$0.00	$226.59	$226.59	$0.00	($226.59)
5914 - School Safety and Support Total:	$0.00	$3,837.29	$3,837.29	$0.00	($3,837.29)
7801 - TITLE IA					
1000 - INSTRUCTION					
0161 - STAFF ASSISTANT	$0.00	$3,009.67	$3,009.67	$0.00	($3,009.67)
0210 - STATE RETIREMENT	$0.00	$559.05	$559.05	$0.00	($559.05)
0220 - FICA	$0.00	$230.24	$230.24	$0.00	($230.24)
0240 - GROUP INSURANCE	$0.00	$549.73	$549.73	$0.00	($549.73)
7801 - TITLE IA Total:	$0.00	$4,348.69	$4,348.69	$0.00	($4,348.69)
108 - Boulder Elementary Total:	$2,406.10	$262,316.39	$262,316.39	$28,692.66	($288,602.95)
112 - Bryce Valley Elementary					
0050 - CLASSROOM-GENERAL					
1000 - INSTRUCTION					
0190 - Other Salaries	$0.00	$3,655.00	$3,655.00	$0.00	($3,655.00)
0220 - FICA	$0.00	$279.61	$279.61	$0.00	($279.61)
0240 - GROUP INSURANCE	$0.00	$6,303.00	$6,303.00	$0.00	($6,303.00)
0610 - SUPPLIES (GEN)	$0.00	$11,210.82	$11,210.82	$12,178.22	($23,389.04)
0640 - Books	$0.00	$12,144.00	$12,144.00	$2,960.30	($15,104.30)
0650 - SUPPLIES TECHNOLOGY RELATED	$0.00	$2,771.05	$2,771.05	$0.00	($2,771.05)

General Ledger - Element Summary Report

Fiscal Year: 2024-2025 From Date:7/1/2024 To Date:6/30/2025

Account Mask: ?????????????????? Account Type: EXPENDITURE

☐ Print accounts with zero balance ☐ Include Inactive Accounts ☐ Include PreEncumbrance

Fund / Location / Program / Function / Object	Adjusted Budget	Range To Date	Year To Date	Encumbrance	Budget Balance
0733 - FUNITURE & FIXTURES	$0.00	$3,615.16	$3,615.16	$0.00	($3,615.16)
0734 - TECH HARDWARD	$0.00	$0.00	$0.00	$29,250.00	($29,250.00)
2220 - LIBRARY/MEDIA SERVICES					
0162 - MEDIA NON-CERT	$0.00	$10,993.57	$10,993.57	$0.00	($10,993.57)
0198 - Other Classified Personnel	$0.00	$125.00	$125.00	$0.00	($125.00)
0220 - FICA	$0.00	$850.57	$850.57	$0.00	($850.57)
2600 - OPERATION & MAINTENANCE OF PLANT SERVICES					
0411 - WATER/SEWAGE	$0.00	$925.25	$925.25	$0.00	($925.25)
0412 - DISPOSAL	$0.00	$3,080.00	$3,080.00	$0.00	($3,080.00)
0430 - REPAIR/MAINT SERV	$0.00	$14,164.96	$14,164.96	$12,500.00	($26,664.96)
0530 - CELL PHONE	$0.00	$554.02	$554.02	$0.00	($554.02)
0622 - ELECTRICITY	$0.00	$13,592.96	$13,592.96	$0.00	($13,592.96)
0623 - BOTTLED GAS	$0.00	$25,759.43	$25,759.43	$0.00	($25,759.43)
2610 - Custodial					
0220 - FICA	$0.00	$42.95	$42.95	$0.00	($42.95)
0530 - CELL PHONE	$0.00	$600.00	$600.00	$0.00	($600.00)
0610 - SUPPLIES (GEN)	$0.00	$13,566.70	$13,566.70	$248.43	($13,815.13)
2620 - Maintenance					
0610 - SUPPLIES (GEN)	$0.00	$7,441.75	$7,441.75	$0.00	($7,441.75)
0050 - CLASSROOM-GENERAL Total:	$0.00	$131,675.80	$131,675.80	$57,136.95	($188,812.75)
0400 - Administration					
2400 - SUPPORT SERVICES - SCHOOL ADMINISTRATION					
0220 - FICA	$0.00	$521.00	$521.00	$0.00	($521.00)
0242 - GRP Ins - Life	$0.00	$6,780.00	$6,780.00	$0.00	($6,780.00)
2410 - OFFICE OF THE PRINCIPAL					
0220 - FICA	$0.00	$53.32	$53.32	$7.62	($60.94)
0530 - CELL PHONE	$0.00	$700.00	$700.00	$100.00	($800.00)
2500 - SUPPORT SERVICES - CENTRAL SERVICES					
0340 - OTHER PROF SERV	$0.00	$416.12	$416.12	$0.00	($416.12)
0400 - Administration Total:	$0.00	$8,470.44	$8,470.44	$107.62	($8,578.06)
0500 - UNIQUE LOCAL REGULAR PROGRAMS					
1000 - INSTRUCTION					
0161 - STAFF ASSISTANT	$0.00	$25,583.03	$25,583.03	$0.00	($25,583.03)
0198 - Other Classified Personnel	$0.00	$400.00	$400.00	$0.00	($400.00)
0220 - FICA	$0.00	$1,987.73	$1,987.73	$0.00	($1,987.73)

General Ledger - Element Summary Report

Fiscal Year: 2024-2025 From Date:7/1/2024 To Date:6/30/2025

Account Mask: ?????????????????? Account Type: EXPENDITURE

☐ Print accounts with zero balance ☐ Include Inactive Accounts ☐ Include PreEncumbrance

Fund / Location / Program / Function / Object	Adjusted Budget	Range To Date	Year To Date	Encumbrance	Budget Balance
0500 - UNIQUE LOCAL REGULAR PROGRAMS Total:	$0.00	$27,970.76	$27,970.76	$0.00	($27,970.76)
1205 - SPECIAL EDUCATION -- ADD ON					
1000 - INSTRUCTION					
0131 - TEACHERS	$0.00	$72,562.84	$72,562.84	$9,716.32	($82,279.16)
0140 - Other Licensed Salaries	$0.00	$350.00	$350.00	$0.00	($350.00)
0161 - STAFF ASSISTANT	$0.00	$129.41	$129.41	$0.00	($129.41)
0210 - STATE RETIREMENT	$0.00	$16,908.47	$16,908.47	$2,253.22	($19,161.69)
0220 - FICA	$0.00	$5,393.93	$5,393.93	$712.05	($6,105.98)
0240 - GROUP INSURANCE	$0.00	$20,098.66	$20,098.66	$2,848.01	($22,946.67)
0610 - SUPPLIES (GEN)	$0.00	$511.64	$511.64	$272.00	($783.64)
1205 - SPECIAL EDUCATION -- ADD ON Total:	$0.00	$115,954.95	$115,954.95	$15,801.60	($131,756.55)
1210 - SPECIAL EDUCATION -- SELF-CONTAINED					
1000 - INSTRUCTION					
0131 - TEACHERS	$0.00	$8,402.24	$8,402.24	$1,200.32	($9,602.56)
0210 - STATE RETIREMENT	$0.00	$1,948.39	$1,948.39	$278.34	($2,226.73)
0220 - FICA	$0.00	$618.87	$618.87	$87.98	($706.85)
0240 - GROUP INSURANCE	$0.00	$2,482.96	$2,482.96	$351.84	($2,834.80)
1210 - SPECIAL EDUCATION -- SELF-CONTAINED Total:	$0.00	$13,452.46	$13,452.46	$1,918.48	($15,370.94)
1220 - EXTENDED YEAR PROG FOR SEVERE DISAB					
1000 - INSTRUCTION					
0131 - TEACHERS	$0.00	$972.86	$972.86	$138.98	($1,111.84)
0190 - Other Salaries	$0.00	$408.00	$408.00	$0.00	($408.00)
0210 - STATE RETIREMENT	$0.00	$322.19	$322.19	$32.22	($354.41)
0220 - FICA	$0.00	$102.89	$102.89	$10.20	($113.09)
0240 - GROUP INSURANCE	$0.00	$287.50	$287.50	$40.74	($328.24)
1220 - EXTENDED YEAR PROG FOR SEVERE DISAB Total:	$0.00	$2,093.44	$2,093.44	$222.14	($2,315.58)
1225 - SPECIAL EDUCATION -- INST/IMPACT AI					
1000 - INSTRUCTION					
0131 - TEACHERS	$0.00	$2,211.16	$2,211.16	$315.88	($2,527.04)
0210 - STATE RETIREMENT	$0.00	$512.83	$512.83	$73.26	($586.09)
0220 - FICA	$0.00	$162.72	$162.72	$23.11	($185.83)
0240 - GROUP INSURANCE	$0.00	$653.35	$653.35	$92.58	($745.93)
1225 - SPECIAL EDUCATION -- INST/IMPACT AI Total:	$0.00	$3,540.06	$3,540.06	$504.83	($4,044.89)
1278 - Extended Yr - SpEd Educators					
1000 - INSTRUCTION					

General Ledger - Element Summary Report

Fiscal Year: 2024-2025 From Date:7/1/2024 To Date:6/30/2025

Account Mask: ?????????????????? Account Type: EXPENDITURE

☐ Print accounts with zero balance ☐ Include Inactive Accounts ☐ Include PreEncumbrance

Fund / Location / Program / Function / Object	Adjusted Budget	Range To Date	Year To Date	Encumbrance	Budget Balance
0190 - Other Salaries	$0.00	$1,000.00	$1,000.00	$0.00	($1,000.00)
0210 - STATE RETIREMENT	$0.00	$231.90	$231.90	$0.00	($231.90)
0220 - FICA	$0.00	$74.47	$74.47	$0.00	($74.47)
1278 - Extended Yr - SpEd Educators Total:	$0.00	$1,306.37	$1,306.37	$0.00	($1,306.37)
5220 - NESS - NECESSARILY EXIST. SCHOOL					
1000 - INSTRUCTION					
0131 - TEACHERS	$0.00	$449,345.13	$449,345.13	$61,003.50	($510,348.63)
0132 - SUB TEACHERS	$0.00	$4,971.65	$4,971.65	$0.00	($4,971.65)
0140 - Other Licensed Salaries	$0.00	$2,459.80	$2,459.80	$0.00	($2,459.80)
0161 - STAFF ASSISTANT	$0.00	$1,600.00	$1,600.00	$0.00	($1,600.00)
0210 - STATE RETIREMENT	$0.00	$97,244.41	$97,244.41	$13,132.87	($110,377.28)
0220 - FICA	$0.00	$36,501.53	$36,501.53	$4,869.97	($41,371.50)
0240 - GROUP INSURANCE	$0.00	$48,373.94	$48,373.94	$6,824.24	($55,198.18)
0241 - PEHP Opt-Out	$0.00	$31,640.00	$31,640.00	$4,520.00	($36,160.00)
2220 - LIBRARY/MEDIA SERVICES					
0162 - MEDIA NON-CERT	$0.00	$849.80	$849.80	$0.00	($849.80)
0220 - FICA	$0.00	$65.01	$65.01	$0.00	($65.01)
2400 - SUPPORT SERVICES - SCHOOL ADMINISTRATION					
0121 - PRINCIPALS	$0.00	$134,705.38	$134,705.38	$18,332.50	($153,037.88)
0140 - Other Licensed Salaries	$0.00	$352.45	$352.45	$0.00	($352.45)
0152 - SECRETARIAL	$0.00	$41,521.95	$41,521.95	$0.00	($41,521.95)
0198 - Other Classified Personnel	$0.00	$1,150.14	$1,150.14	$0.00	($1,150.14)
0210 - STATE RETIREMENT	$0.00	$34,552.16	$34,552.16	$3,578.51	($38,130.67)
0220 - FICA	$0.00	$13,493.51	$13,493.51	$1,388.02	($14,881.53)
0240 - GROUP INSURANCE	$0.00	$20,272.00	$20,272.00	$2,896.00	($23,168.00)
2610 - Custodial					
0182 - CUSTODIANS-REG	$0.00	$51,733.65	$51,733.65	$0.00	($51,733.65)
0198 - Other Classified Personnel	$0.00	$477.45	$477.45	$0.00	($477.45)
0210 - STATE RETIREMENT	$0.00	$9,110.87	$9,110.87	$0.00	($9,110.87)
0220 - FICA	$0.00	$3,766.58	$3,766.58	$0.00	($3,766.58)
0240 - GROUP INSURANCE	$0.00	$18,607.29	$18,607.29	$0.00	($18,607.29)
5220 - NESS - NECESSARILY EXIST. SCHOOL Total:	$0.00	$1,002,794.70	$1,002,794.70	$116,545.61	($1,119,340.31)
5344 - STUDENTS AT-RISK (EARS)					
1000 - INSTRUCTION					
0131 - TEACHERS	$0.00	$17,323.19	$17,323.19	$2,475.98	($19,799.17)

General Ledger - Element Summary Report

Fiscal Year: 2024-2025 From Date:7/1/2024 To Date:6/30/2025

Account Mask: ?????????????????? Account Type: EXPENDITURE

☐ Print accounts with zero balance ☐ Include Inactive Accounts ☐ Include PreEncumbrance

Fund / Location / Program / Function / Object	Adjusted Budget	Range To Date	Year To Date	Encumbrance	Budget Balance
0210 - STATE RETIREMENT	$0.00	$3,381.42	$3,381.42	$483.30	($3,864.72)
0220 - FICA	$0.00	$1,296.83	$1,296.83	$184.90	($1,481.73)
0240 - GROUP INSURANCE	$0.00	$5,996.75	$5,996.75	$857.62	($6,854.37)
5344 - STUDENTS AT-RISK (EARS) Total:	$0.00	$27,998.19	$27,998.19	$4,001.80	($31,999.99)
5420 - TRUSTLANDS					
1000 - INSTRUCTION					
0161 - STAFF ASSISTANT	$76,505.00	$26,991.27	$26,991.27	$0.00	$49,513.73
0198 - Other Classified Personnel	$0.00	$400.00	$400.00	$0.00	($400.00)
0210 - STATE RETIREMENT	$0.00	$195.16	$195.16	$0.00	($195.16)
0220 - FICA	$6,120.00	$2,095.42	$2,095.42	$0.00	$4,024.58
0240 - GROUP INSURANCE	$0.00	$2,123.00	$2,123.00	$0.00	($2,123.00)
0610 - SUPPLIES (GEN)	$0.00	($200.00)	($200.00)	$0.00	$200.00
2212 - INSTRUCTION AND CURRICULUM DEVELOPMENT SERVICES					
0580 - TRAVEL	$0.00	$2,742.59	$2,742.59	$0.00	($2,742.59)
5420 - TRUSTLANDS Total:	$82,625.00	$34,347.44	$34,347.44	$0.00	$48,277.56
5649 - LOCAL INNOVATIONS CIVICS ED PILOT					
1000 - INSTRUCTION					
0190 - Other Salaries	$0.00	$503.52	$503.52	$0.00	($503.52)
0210 - STATE RETIREMENT	$0.00	$98.28	$98.28	$0.00	($98.28)
0220 - FICA	$0.00	$35.64	$35.64	$0.00	($35.64)
2100 - SUPPORT SERVICES - STUDENTS					
0610 - SUPPLIES (GEN)	$0.00	$14,384.70	$14,384.70	$0.00	($14,384.70)
5649 - LOCAL INNOVATIONS CIVICS ED PILOT Total:	$0.00	$15,022.14	$15,022.14	$0.00	($15,022.14)
5651 - EDUCATOR PAID PROFESSIONAL HOURS					
1000 - INSTRUCTION					
0131 - TEACHERS	$0.00	$12,359.17	$12,359.17	$0.00	($12,359.17)
0210 - STATE RETIREMENT	$0.00	$2,694.79	$2,694.79	$0.00	($2,694.79)
0220 - FICA	$0.00	$927.11	$927.11	$0.00	($927.11)
5651 - EDUCATOR PAID PROFESSIONAL HOURS Total:	$0.00	$15,981.07	$15,981.07	$0.00	($15,981.07)
5673 - POSITIVE BEHAVIORS INTERVENTIONS					
2100 - SUPPORT SERVICES - STUDENTS					
0190 - Other Salaries	$0.00	$3,007.02	$3,007.02	$0.00	($3,007.02)
0210 - STATE RETIREMENT	$0.00	$660.38	$660.38	$0.00	($660.38)
0220 - FICA	$0.00	$227.84	$227.84	$0.00	($227.84)
5673 - POSITIVE BEHAVIORS INTERVENTIONS Total:	$0.00	$3,895.24	$3,895.24	$0.00	($3,895.24)

General Ledger - Element Summary Report

Fiscal Year: 2024-2025 From Date:7/1/2024 To Date:6/30/2025

Account Mask: ?????????????????? Account Type: EXPENDITURE

☐ Print accounts with zero balance ☐ Include Inactive Accounts ☐ Include PreEncumbrance

Fund / Location / Program / Function / Object	Adjusted Budget	Range To Date	Year To Date	Encumbrance	Budget Balance
5677 - CTE Computer Grant					
1000 - INSTRUCTION					
0161 - STAFF ASSISTANT	$0.00	$14,551.61	$14,551.61	$0.00	($14,551.61)
0198 - Other Classified Personnel	$0.00	$200.00	$200.00	$0.00	($200.00)
0220 - FICA	$0.00	$1,128.53	$1,128.53	$0.00	($1,128.53)
2212 - INSTRUCTION AND CURRICULUM DEVELOPMENT SERVICES					
0190 - Other Salaries	$0.00	$157.09	$157.09	$0.00	($157.09)
0210 - STATE RETIREMENT	$0.00	$30.66	$30.66	$0.00	($30.66)
0220 - FICA	$0.00	$10.30	$10.30	$0.00	($10.30)
5677 - CTE Computer Grant Total:	$0.00	$16,078.19	$16,078.19	$0.00	($16,078.19)
5678 - TEACHER & STUDENT SUCESS ACT					
1000 - INSTRUCTION					
0131 - TEACHERS	$0.00	$21,698.05	$21,698.05	$3,091.62	($24,789.67)
0161 - STAFF ASSISTANT	$0.00	$28,480.00	$28,480.00	$0.00	($28,480.00)
0190 - Other Salaries	$0.00	$750.00	$750.00	$0.00	($750.00)
0198 - Other Classified Personnel	$0.00	$352.45	$352.45	$0.00	($352.45)
0210 - STATE RETIREMENT	$0.00	$10,414.16	$10,414.16	$657.31	($11,071.47)
0220 - FICA	$0.00	$3,868.27	$3,868.27	$228.45	($4,096.72)
0240 - GROUP INSURANCE	$0.00	$26,562.47	$26,562.47	$466.08	($27,028.55)
2100 - SUPPORT SERVICES - STUDENTS					
0190 - Other Salaries	$0.00	$251.76	$251.76	$0.00	($251.76)
0210 - STATE RETIREMENT	$0.00	$49.14	$49.14	$0.00	($49.14)
0220 - FICA	$0.00	$16.51	$16.51	$0.00	($16.51)
5678 - TEACHER & STUDENT SUCESS ACT Total:	$0.00	$92,442.81	$92,442.81	$4,443.46	($96,886.27)
5807 - TSSP					
1000 - INSTRUCTION					
0190 - Other Salaries	$0.00	$3,911.40	$3,911.40	$0.00	($3,911.40)
0210 - STATE RETIREMENT	$0.00	$926.61	$926.61	$0.00	($926.61)
0220 - FICA	$0.00	$299.23	$299.23	$0.00	($299.23)
5807 - TSSP Total:	$0.00	$5,137.24	$5,137.24	$0.00	($5,137.24)
5868 - Teacher Materials and Supplies					
1000 - INSTRUCTION					
0610 - SUPPLIES (GEN)	$0.00	$4,978.12	$4,978.12	$0.00	($4,978.12)
5868 - Teacher Materials and Supplies Total:	$0.00	$4,978.12	$4,978.12	$0.00	($4,978.12)

General Ledger - Element Summary Report

Fiscal Year: 2024-2025 From Date:7/1/2024 To Date:6/30/2025

Account Mask: ?????????????????? Account Type: EXPENDITURE

☐ Print accounts with zero balance ☐ Include Inactive Accounts ☐ Include PreEncumbrance

Fund / Location / Program / Function / Object	Adjusted Budget	Range To Date	Year To Date	Encumbrance	Budget Balance
5876 - Educator Salary Adjustment					
1000 - INSTRUCTION					
0131 - TEACHERS	$0.00	$87,742.32	$87,742.32	$12,511.28	($100,253.60)
0210 - STATE RETIREMENT	$0.00	$18,652.16	$18,652.16	$2,660.04	($21,312.20)
0220 - FICA	$0.00	$6,490.31	$6,490.31	$924.42	($7,414.73)
0240 - GROUP INSURANCE	$0.00	$12,573.73	$12,573.73	$1,886.12	($14,459.85)
5876 - Educator Salary Adjustment Total:	$0.00	$125,458.52	$125,458.52	$17,981.86	($143,440.38)
5882 - BTS					
1000 - INSTRUCTION					
0131 - TEACHERS	$0.00	$29,168.74	$29,168.74	$3,186.86	($32,355.60)
0140 - Other Licensed Salaries	$0.00	$352.45	$352.45	$0.00	($352.45)
0210 - STATE RETIREMENT	$0.00	$5,762.49	$5,762.49	$622.07	($6,384.56)
0220 - FICA	$0.00	$2,257.91	$2,257.91	$243.79	($2,501.70)
0240 - GROUP INSURANCE	$0.00	$11,486.23	$11,486.23	$1,376.43	($12,862.66)
5882 - BTS Total:	$0.00	$49,027.82	$49,027.82	$5,429.15	($54,456.97)
5914 - School Safety and Support					
2290 - OTHER SUPPORT SERVICES- INSTRUCTIONAL STAFF					
0190 - Other Salaries	$0.00	$3,000.00	$3,000.00	$0.00	($3,000.00)
0210 - STATE RETIREMENT	$0.00	$695.70	$695.70	$0.00	($695.70)
0220 - FICA	$0.00	$226.13	$226.13	$0.00	($226.13)
2620 - Maintenance					
0430 - REPAIR/MAINT SERV	$0.00	$6,688.75	$6,688.75	$0.00	($6,688.75)
0610 - SUPPLIES (GEN)	$0.00	$94.99	$94.99	$0.00	($94.99)
5914 - School Safety and Support Total:	$0.00	$10,705.57	$10,705.57	$0.00	($10,705.57)
7524 - IDEA-B - HANDICAPPED					
1000 - INSTRUCTION					
0161 - STAFF ASSISTANT	$0.00	$4,951.82	$4,951.82	$0.00	($4,951.82)
0220 - FICA	$0.00	$378.82	$378.82	$0.00	($378.82)
7524 - IDEA-B - HANDICAPPED Total:	$0.00	$5,330.64	$5,330.64	$0.00	($5,330.64)
7590 - OTHER RESTRICTED GRANTS					
2220 - LIBRARY/MEDIA SERVICES					
0644 - LIBRARY BOOKS	$0.00	$1,176.65	$1,176.65	$0.00	($1,176.65)
7590 - OTHER RESTRICTED GRANTS Total:	$0.00	$1,176.65	$1,176.65	$0.00	($1,176.65)
7801 - TITLE IA					
1000 - INSTRUCTION					

General Ledger - Element Summary Report

Fiscal Year: 2024-2025 From Date:7/1/2024 To Date:6/30/2025

Account Mask: ?????????????????? Account Type: EXPENDITURE

☐ Print accounts with zero balance ☐ Include Inactive Accounts ☐ Include PreEncumbrance

Fund / Location / Program / Function / Object	Adjusted Budget	Range To Date	Year To Date	Encumbrance	Budget Balance
0161 - STAFF ASSISTANT	$0.00	$26,454.54	$26,454.54	$0.00	($26,454.54)
0198 - Other Classified Personnel	$0.00	$200.00	$200.00	$0.00	($200.00)
0210 - STATE RETIREMENT	$0.00	$1,109.31	$1,109.31	$0.00	($1,109.31)
0220 - FICA	$0.00	$2,172.00	$2,172.00	$0.00	($2,172.00)
0610 - SUPPLIES (GEN)	$0.00	$1,093.17	$1,093.17	$0.00	($1,093.17)
7801 - TITLE IA Total:	$0.00	$31,029.02	$31,029.02	$0.00	($31,029.02)
7860 - TITLE IIA					
2212 - INSTRUCTION AND CURRICULUM DEVELOPMENT SERVICES					
0190 - Other Salaries	$0.00	$6,009.79	$6,009.79	$0.00	($6,009.79)
0210 - STATE RETIREMENT	$0.00	$1,308.18	$1,308.18	$0.00	($1,308.18)
0220 - FICA	$0.00	$459.74	$459.74	$0.00	($459.74)
7860 - TITLE IIA Total:	$0.00	$7,777.71	$7,777.71	$0.00	($7,777.71)
112 - Bryce Valley Elementary Total:	$82,625.00	$1,753,645.35	$1,753,645.35	$224,093.50	($1,895,113.85)
116 - Escalante Elementary					
0050 - CLASSROOM-GENERAL					
1000 - INSTRUCTION					
0240 - GROUP INSURANCE	$0.00	$2,038.00	$2,038.00	$0.00	($2,038.00)
0610 - SUPPLIES (GEN)	$0.00	$1,918.99	$1,918.99	$61,923.69	($63,842.68)
0640 - Books	$0.00	$9,886.60	$9,886.60	$0.00	($9,886.60)
0650 - SUPPLIES TECHNOLOGY RELATED	$0.00	$972.32	$972.32	$0.00	($972.32)
0670 - SOFTWARE	$0.00	$14,797.40	$14,797.40	$4,736.32	($19,533.72)
0734 - TECH HARDWARD	$0.00	$909.00	$909.00	$0.00	($909.00)
2230 - INSTRUCTION RELATED TECHNOLOGY					
0161 - STAFF ASSISTANT	$0.00	$126.06	$126.06	$0.00	($126.06)
0210 - STATE RETIREMENT	$0.00	$7.34	$7.34	$0.00	($7.34)
0220 - FICA	$0.00	$9.64	$9.64	$0.00	($9.64)
2600 - OPERATION & MAINTENANCE OF PLANT SERVICES					
0411 - WATER/SEWAGE	$0.00	$5,698.30	$5,698.30	$0.00	($5,698.30)
0412 - DISPOSAL	$0.00	$3,185.00	$3,185.00	$0.00	($3,185.00)
0430 - REPAIR/MAINT SERV	$0.00	$3,876.86	$3,876.86	$0.00	($3,876.86)
0530 - CELL PHONE	$0.00	$3,469.21	$3,469.21	$0.00	($3,469.21)
0622 - ELECTRICITY	$0.00	$6,020.29	$6,020.29	$0.00	($6,020.29)
0623 - BOTTLED GAS	$0.00	$11,538.96	$11,538.96	$0.00	($11,538.96)
2610 - Custodial					

General Ledger - Element Summary Report

Fiscal Year: 2024-2025 From Date:7/1/2024 To Date:6/30/2025

Account Mask: ?????????????????? Account Type: EXPENDITURE

☐ Print accounts with zero balance ☐ Include Inactive Accounts ☐ Include PreEncumbrance

Fund / Location / Program / Function / Object	Adjusted Budget	Range To Date	Year To Date	Encumbrance	Budget Balance
0220 - FICA	$0.00	$43.69	$43.69	$0.00	($43.69)
0530 - CELL PHONE	$0.00	$600.00	$600.00	$0.00	($600.00)
0610 - SUPPLIES (GEN)	$0.00	$10,041.67	$10,041.67	$346.16	($10,387.83)
2620 - Maintenance					
0430 - REPAIR/MAINT SERV	$0.00	$1,622.00	$1,622.00	$0.00	($1,622.00)
0610 - SUPPLIES (GEN)	$0.00	$3,142.29	$3,142.29	$0.00	($3,142.29)
0050 - CLASSROOM-GENERAL Total:	$0.00	$79,903.62	$79,903.62	$67,006.17	($146,909.79)
0400 - Administration					
2400 - SUPPORT SERVICES - SCHOOL ADMINISTRATION					
0220 - FICA	$0.00	$415.15	$415.15	$0.00	($415.15)
0242 - GRP Ins - Life	$0.00	$5,650.00	$5,650.00	$0.00	($5,650.00)
2410 - OFFICE OF THE PRINCIPAL					
0580 - TRAVEL	$0.00	$27.00	$27.00	$0.00	($27.00)
2500 - SUPPORT SERVICES - CENTRAL SERVICES					
0340 - OTHER PROF SERV	$0.00	$166.56	$166.56	$0.00	($166.56)
0400 - Administration Total:	$0.00	$6,258.71	$6,258.71	$0.00	($6,258.71)
0500 - UNIQUE LOCAL REGULAR PROGRAMS					
1000 - INSTRUCTION					
0161 - STAFF ASSISTANT	$0.00	$30,484.32	$30,484.32	$0.00	($30,484.32)
0198 - Other Classified Personnel	$0.00	$400.00	$400.00	$0.00	($400.00)
0220 - FICA	$0.00	$2,362.64	$2,362.64	$0.00	($2,362.64)
0500 - UNIQUE LOCAL REGULAR PROGRAMS Total:	$0.00	$33,246.96	$33,246.96	$0.00	($33,246.96)
1205 - SPECIAL EDUCATION -- ADD ON					
1000 - INSTRUCTION					
0131 - TEACHERS	$0.00	$33,336.61	$33,336.61	$5,128.69	($38,465.30)
0161 - STAFF ASSISTANT	$0.00	$55,732.29	$55,732.29	$0.00	($55,732.29)
0198 - Other Classified Personnel	$0.00	$552.45	$552.45	$0.00	($552.45)
0210 - STATE RETIREMENT	$0.00	$12,492.63	$12,492.63	$1,001.12	($13,493.75)
0220 - FICA	$0.00	$6,853.86	$6,853.86	$392.34	($7,246.20)
0240 - GROUP INSURANCE	$0.00	$10,356.66	$10,356.66	$1,593.32	($11,949.98)
1205 - SPECIAL EDUCATION -- ADD ON Total:	$0.00	$119,324.50	$119,324.50	$8,115.47	($127,439.97)
1210 - SPECIAL EDUCATION -- SELF-CONTAINED					
1000 - INSTRUCTION					
0131 - TEACHERS	$0.00	$3,644.42	$3,644.42	$560.68	($4,205.10)
0210 - STATE RETIREMENT	$0.00	$711.36	$711.36	$109.44	($820.80)

General Ledger - Element Summary Report

Fiscal Year: 2024-2025 From Date:7/1/2024 To Date:6/30/2025

Account Mask: ?????????????????? Account Type: EXPENDITURE

☐ Print accounts with zero balance ☐ Include Inactive Accounts ☐ Include PreEncumbrance

Fund / Location / Program / Function / Object	Adjusted Budget	Range To Date	Year To Date	Encumbrance	Budget Balance
0220 - FICA	$0.00	$278.73	$278.73	$42.88	($321.61)
0240 - GROUP INSURANCE	$0.00	$1,132.17	$1,132.17	$174.18	($1,306.35)
1210 - SPECIAL EDUCATION -- SELF-CONTAINED Total:	$0.00	$5,766.68	$5,766.68	$887.18	($6,653.86)
1215 - SPECIAL EDUCATION -- PRESCHOOL					
1000 - INSTRUCTION					
0610 - SUPPLIES (GEN)	$0.00	$18.98	$18.98	$0.00	($18.98)
1215 - SPECIAL EDUCATION -- PRESCHOOL Total:	$0.00	$18.98	$18.98	$0.00	($18.98)
1220 - EXTENDED YEAR PROG FOR SEVERE DISAB					
1000 - INSTRUCTION					
0131 - TEACHERS	$0.00	$421.98	$421.98	$64.92	($486.90)
0210 - STATE RETIREMENT	$0.00	$82.42	$82.42	$12.68	($95.10)
0220 - FICA	$0.00	$32.24	$32.24	$4.96	($37.20)
0240 - GROUP INSURANCE	$0.00	$131.04	$131.04	$20.16	($151.20)
1220 - EXTENDED YEAR PROG FOR SEVERE DISAB Total:	$0.00	$667.68	$667.68	$102.72	($770.40)
1225 - SPECIAL EDUCATION -- INST/IMPACT AI					
1000 - INSTRUCTION					
0131 - TEACHERS	$0.00	$959.01	$959.01	$147.54	($1,106.55)
0210 - STATE RETIREMENT	$0.00	$187.20	$187.20	$28.80	($216.00)
0220 - FICA	$0.00	$73.32	$73.32	$11.28	($84.60)
0240 - GROUP INSURANCE	$0.00	$297.96	$297.96	$45.84	($343.80)
1225 - SPECIAL EDUCATION -- INST/IMPACT AI Total:	$0.00	$1,517.49	$1,517.49	$233.46	($1,750.95)
5220 - NESS - NECESSARILY EXIST. SCHOOL					
1000 - INSTRUCTION					
0131 - TEACHERS	$0.00	$352,708.10	$352,708.10	$46,314.60	($399,022.70)
0132 - SUB TEACHERS	$0.00	$5,865.83	$5,865.83	$0.00	($5,865.83)
0140 - Other Licensed Salaries	$0.00	$2,107.35	$2,107.35	$0.00	($2,107.35)
0210 - STATE RETIREMENT	$0.00	$74,852.85	$74,852.85	$9,835.88	($84,688.73)
0220 - FICA	$0.00	$29,237.41	$29,237.41	$3,640.96	($32,878.37)
0240 - GROUP INSURANCE	$0.00	$42,766.58	$42,766.58	$6,088.00	($48,854.58)
0241 - PEHP Opt-Out	$0.00	$23,138.10	$23,138.10	$2,260.00	($25,398.10)
2220 - LIBRARY/MEDIA SERVICES					
0162 - MEDIA NON-CERT	$0.00	$8,542.71	$8,542.71	$0.00	($8,542.71)
0198 - Other Classified Personnel	$0.00	$125.00	$125.00	$0.00	($125.00)
0220 - FICA	$0.00	$663.08	$663.08	$0.00	($663.08)
2400 - SUPPORT SERVICES - SCHOOL ADMINISTRATION					

General Ledger - Element Summary Report

Fiscal Year: 2024-2025 From Date:7/1/2024 To Date:6/30/2025

Account Mask: ?????????????????? Account Type: EXPENDITURE

☐ Print accounts with zero balance ☐ Include Inactive Accounts ☐ Include PreEncumbrance

Fund / Location / Program / Function / Object	Adjusted Budget	Range To Date	Year To Date	Encumbrance	Budget Balance
0121 - PRINCIPALS	$0.00	$47,250.00	$47,250.00	$0.00	($47,250.00)
0152 - SECRETARIAL	$0.00	$35,861.21	$35,861.21	$0.00	($35,861.21)
0198 - Other Classified Personnel	$0.00	$1,452.17	$1,452.17	$0.00	($1,452.17)
0210 - STATE RETIREMENT	$0.00	$14,778.65	$14,778.65	$0.00	($14,778.65)
0220 - FICA	$0.00	$7,858.79	$7,858.79	$0.00	($7,858.79)
0240 - GROUP INSURANCE	$0.00	$11,694.73	$11,694.73	$0.00	($11,694.73)
2610 - Custodial					
0182 - CUSTODIANS-REG	$0.00	$56,888.06	$56,888.06	$0.00	($56,888.06)
0198 - Other Classified Personnel	$0.00	$352.45	$352.45	$0.00	($352.45)
0210 - STATE RETIREMENT	$0.00	$11,218.27	$11,218.27	$0.00	($11,218.27)
0220 - FICA	$0.00	$4,162.70	$4,162.70	$0.00	($4,162.70)
0240 - GROUP INSURANCE	$0.00	$24,456.00	$24,456.00	$0.00	($24,456.00)
5220 - NESS - NECESSARILY EXIST. SCHOOL Total:	$0.00	$755,980.04	$755,980.04	$68,139.44	($824,119.48)
5420 - TRUSTLANDS					
1000 - INSTRUCTION					
0131 - TEACHERS	$35,000.00	$35,594.13	$35,594.13	$7,043.31	($7,637.44)
0161 - STAFF ASSISTANT	$12,500.00	$0.00	$0.00	$0.00	$12,500.00
0210 - STATE RETIREMENT	$0.00	$6,778.04	$6,778.04	$1,374.85	($8,152.89)
0220 - FICA	$0.00	$3,262.92	$3,262.92	$625.24	($3,888.16)
0241 - PEHP Opt-Out	$0.00	$4,802.50	$4,802.50	$1,130.00	($5,932.50)
5420 - TRUSTLANDS Total:	$47,500.00	$50,437.59	$50,437.59	$10,173.40	($13,110.99)
5649 - LOCAL INNOVATIONS CIVICS ED PILOT					
1000 - INSTRUCTION					
0190 - Other Salaries	$0.00	$501.18	$501.18	$0.00	($501.18)
0210 - STATE RETIREMENT	$0.00	$65.34	$65.34	$0.00	($65.34)
0220 - FICA	$0.00	$38.30	$38.30	$0.00	($38.30)
5649 - LOCAL INNOVATIONS CIVICS ED PILOT Total:	$0.00	$604.82	$604.82	$0.00	($604.82)
5651 - EDUCATOR PAID PROFESSIONAL HOURS					
1000 - INSTRUCTION					
0131 - TEACHERS	$0.00	$5,750.49	$5,750.49	$0.00	($5,750.49)
0210 - STATE RETIREMENT	$0.00	$1,180.99	$1,180.99	$0.00	($1,180.99)
0220 - FICA	$0.00	$432.34	$432.34	$0.00	($432.34)
5651 - EDUCATOR PAID PROFESSIONAL HOURS Total:	$0.00	$7,363.82	$7,363.82	$0.00	($7,363.82)
5677 - CTE Computer Grant					
1000 - INSTRUCTION					

General Ledger - Element Summary Report

Fiscal Year: 2024-2025 From Date:7/1/2024 To Date:6/30/2025

Account Mask: ?????????????????? Account Type: EXPENDITURE

☐ Print accounts with zero balance ☐ Include Inactive Accounts ☐ Include PreEncumbrance

Fund / Location / Program / Function / Object	Adjusted Budget	Range To Date	Year To Date	Encumbrance	Budget Balance
0161 - STAFF ASSISTANT	$0.00	$415.80	$415.80	$0.00	($415.80)
0210 - STATE RETIREMENT	$0.00	$49.15	$49.15	$0.00	($49.15)
0220 - FICA	$0.00	$31.81	$31.81	$0.00	($31.81)
0610 - SUPPLIES (GEN)	$0.00	$49.78	$49.78	$0.00	($49.78)
0650 - SUPPLIES TECHNOLOGY RELATED	$0.00	$108.46	$108.46	$0.00	($108.46)
5677 - CTE Computer Grant Total:	$0.00	$655.00	$655.00	$0.00	($655.00)
5678 - TEACHER & STUDENT SUCESS ACT					
1000 - INSTRUCTION					
0131 - TEACHERS	$0.00	$22,332.29	$22,332.29	$2,577.20	($24,909.49)
0161 - STAFF ASSISTANT	$0.00	$39,903.75	$39,903.75	$0.00	($39,903.75)
0198 - Other Classified Personnel	$0.00	$400.00	$400.00	$0.00	($400.00)
0210 - STATE RETIREMENT	$0.00	$4,342.23	$4,342.23	$529.97	($4,872.20)
0220 - FICA	$0.00	$5,092.16	$5,092.16	$194.60	($5,286.76)
0240 - GROUP INSURANCE	$0.00	$2,388.87	$2,388.87	$344.39	($2,733.26)
0241 - PEHP Opt-Out	$0.00	$1,412.50	$1,412.50	$0.00	($1,412.50)
5678 - TEACHER & STUDENT SUCESS ACT Total:	$0.00	$75,871.80	$75,871.80	$3,646.16	($79,517.96)
5805 - K-3 READING					
1000 - INSTRUCTION					
0161 - STAFF ASSISTANT	$0.00	$364.28	$364.28	$0.00	($364.28)
0220 - FICA	$0.00	$27.86	$27.86	$0.00	($27.86)
5805 - K-3 READING Total:	$0.00	$392.14	$392.14	$0.00	($392.14)
5868 - Teacher Materials and Supplies					
1000 - INSTRUCTION					
0610 - SUPPLIES (GEN)	$0.00	$3,585.89	$3,585.89	$0.00	($3,585.89)
5868 - Teacher Materials and Supplies Total:	$0.00	$3,585.89	$3,585.89	$0.00	($3,585.89)
5876 - Educator Salary Adjustment					
1000 - INSTRUCTION					
0131 - TEACHERS	$0.00	$72,606.67	$72,606.67	$10,429.54	($83,036.21)
0210 - STATE RETIREMENT	$0.00	$14,792.14	$14,792.14	$2,144.78	($16,936.92)
0220 - FICA	$0.00	$5,632.75	$5,632.75	$787.18	($6,419.93)
0240 - GROUP INSURANCE	$0.00	$9,496.42	$9,496.42	$1,393.60	($10,890.02)
5876 - Educator Salary Adjustment Total:	$0.00	$102,527.98	$102,527.98	$14,755.10	($117,283.08)
5882 - BTS					
1000 - INSTRUCTION					
0131 - TEACHERS	$0.00	$23,901.16	$23,901.16	$3,983.50	($27,884.66)

General Ledger - Element Summary Report

Fiscal Year: 2024-2025 From Date:7/1/2024 To Date:6/30/2025

Account Mask: ?????????????????? Account Type: EXPENDITURE

☐ Print accounts with zero balance ☐ Include Inactive Accounts ☐ Include PreEncumbrance

Fund / Location / Program / Function / Object	Adjusted Budget	Range To Date	Year To Date	Encumbrance	Budget Balance
0210 - STATE RETIREMENT	$0.00	$4,665.48	$4,665.48	$777.58	($5,443.06)
0220 - FICA	$0.00	$1,828.44	$1,828.44	$304.74	($2,133.18)
0240 - GROUP INSURANCE	$0.00	$10,323.18	$10,323.18	$1,720.51	($12,043.69)
5882 - BTS Total:	$0.00	$40,718.26	$40,718.26	$6,786.33	($47,504.59)
5914 - School Safety and Support					
2290 - OTHER SUPPORT SERVICES- INSTRUCTIONAL STAFF					
0190 - Other Salaries	$0.00	$3,000.00	$3,000.00	$0.00	($3,000.00)
0210 - STATE RETIREMENT	$0.00	$585.61	$585.61	$0.00	($585.61)
0220 - FICA	$0.00	$229.49	$229.49	$0.00	($229.49)
2620 - Maintenance					
0430 - REPAIR/MAINT SERV	$0.00	$4,548.75	$4,548.75	$0.00	($4,548.75)
0610 - SUPPLIES (GEN)	$0.00	$94.99	$94.99	$0.00	($94.99)
5914 - School Safety and Support Total:	$0.00	$8,458.84	$8,458.84	$0.00	($8,458.84)
7525 - SPED ARPI Revenues					
1000 - INSTRUCTION					
0131 - TEACHERS	$0.00	$3,955.84	$3,955.84	$0.00	($3,955.84)
0210 - STATE RETIREMENT	$0.00	$917.34	$917.34	$0.00	($917.34)
0220 - FICA	$0.00	$302.64	$302.64	$0.00	($302.64)
7525 - SPED ARPI Revenues Total:	$0.00	$5,175.82	$5,175.82	$0.00	($5,175.82)
7590 - OTHER RESTRICTED GRANTS					
2220 - LIBRARY/MEDIA SERVICES					
0644 - LIBRARY BOOKS	$0.00	$3,009.43	$3,009.43	$0.00	($3,009.43)
7590 - OTHER RESTRICTED GRANTS Total:	$0.00	$3,009.43	$3,009.43	$0.00	($3,009.43)
7860 - TITLE IIA					
2212 - INSTRUCTION AND CURRICULUM DEVELOPMENT SERVICES					
0190 - Other Salaries	$0.00	$4,165.78	$4,165.78	$0.00	($4,165.78)
0210 - STATE RETIREMENT	$0.00	$793.86	$793.86	$0.00	($793.86)
0220 - FICA	$0.00	$457.38	$457.38	$0.00	($457.38)
0580 - TRAVEL	$0.00	$469.40	$469.40	$0.00	($469.40)
7860 - TITLE IIA Total:	$0.00	$5,886.42	$5,886.42	$0.00	($5,886.42)
116 - Escalante Elementary Total:	$47,500.00	$1,307,372.47	$1,307,372.47	$179,845.43	($1,439,717.90)
124 - Panguitch Elementary					
0050 - CLASSROOM-GENERAL					
1000 - INSTRUCTION					

General Ledger - Element Summary Report

Fiscal Year: 2024-2025 From Date:7/1/2024 To Date:6/30/2025

Account Mask: ?????????????????? Account Type: EXPENDITURE

☐ Print accounts with zero balance ☐ Include Inactive Accounts ☐ Include PreEncumbrance

Fund / Location / Program / Function / Object	Adjusted Budget	Range To Date	Year To Date	Encumbrance	Budget Balance
0131 - TEACHERS	$0.00	$454,138.61	$454,138.61	$63,626.60	($517,765.21)
0132 - SUB TEACHERS	$0.00	$8,828.94	$8,828.94	$0.00	($8,828.94)
0140 - Other Licensed Salaries	$0.00	$2,662.25	$2,662.25	$0.00	($2,662.25)
0190 - Other Salaries	$0.00	$12,335.00	$12,335.00	$0.00	($12,335.00)
0210 - STATE RETIREMENT	$0.00	$96,124.79	$96,124.79	$13,417.62	($109,542.41)
0220 - FICA	$0.00	$37,290.65	$37,290.65	$4,961.22	($42,251.87)
0240 - GROUP INSURANCE	$0.00	$109,011.21	$109,011.21	$15,700.91	($124,712.12)
0241 - PEHP Opt-Out	$0.00	$27,967.50	$27,967.50	$3,955.00	($31,922.50)
0530 - CELL PHONE	$0.00	$50.33	$50.33	$0.00	($50.33)
0610 - SUPPLIES (GEN)	$0.00	$1,376.01	$1,376.01	$128,502.96	($129,878.97)
0640 - Books	$0.00	$19,213.80	$19,213.80	$0.00	($19,213.80)
0650 - SUPPLIES TECHNOLOGY RELATED	$0.00	$4,684.02	$4,684.02	$0.00	($4,684.02)
0670 - SOFTWARE	$0.00	$15,464.70	$15,464.70	$16,629.05	($32,093.75)
0734 - TECH HARDWARD	$0.00	$909.00	$909.00	$0.00	($909.00)
2220 - LIBRARY/MEDIA SERVICES					
0162 - MEDIA NON-CERT	$0.00	$1,989.45	$1,989.45	$0.00	($1,989.45)
0220 - FICA	$0.00	$152.20	$152.20	$0.00	($152.20)
2230 - INSTRUCTION RELATED TECHNOLOGY					
0190 - Other Salaries	$0.00	$996.68	$996.68	$0.00	($996.68)
0210 - STATE RETIREMENT	$0.00	$194.55	$194.55	$0.00	($194.55)
0220 - FICA	$0.00	$76.20	$76.20	$0.00	($76.20)
2600 - OPERATION & MAINTENANCE OF PLANT SERVICES					
0411 - WATER/SEWAGE	$0.00	$4,241.80	$4,241.80	$0.00	($4,241.80)
0412 - DISPOSAL	$0.00	$4,900.00	$4,900.00	$0.00	($4,900.00)
0430 - REPAIR/MAINT SERV	$0.00	$8,572.58	$8,572.58	$2,820.00	($11,392.58)
0530 - CELL PHONE	$0.00	$603.90	$603.90	$0.00	($603.90)
0621 - NATURAL GAS	$0.00	$14,764.55	$14,764.55	$0.00	($14,764.55)
0622 - ELECTRICITY	$0.00	$22,916.72	$22,916.72	$0.00	($22,916.72)
2610 - Custodial					
0182 - CUSTODIANS-REG	$0.00	$55,841.98	$55,841.98	$0.00	($55,841.98)
0198 - Other Classified Personnel	$0.00	$352.45	$352.45	$0.00	($352.45)
0210 - STATE RETIREMENT	$0.00	$11,013.63	$11,013.63	$0.00	($11,013.63)
0220 - FICA	$0.00	$4,234.06	$4,234.06	$0.00	($4,234.06)
0240 - GROUP INSURANCE	$0.00	$24,456.00	$24,456.00	$0.00	($24,456.00)
0530 - CELL PHONE	$0.00	$600.00	$600.00	$0.00	($600.00)

General Ledger - Element Summary Report

Fiscal Year: 2024-2025 From Date:7/1/2024 To Date:6/30/2025

Account Mask: ?????????????????? Account Type: EXPENDITURE

☐ Print accounts with zero balance ☐ Include Inactive Accounts ☐ Include PreEncumbrance

Fund / Location / Program / Function / Object	Adjusted Budget	Range To Date	Year To Date	Encumbrance	Budget Balance
0610 - SUPPLIES (GEN)	$0.00	$17,741.29	$17,741.29	$483.42	($18,224.71)
2620 - Maintenance					
0610 - SUPPLIES (GEN)	$0.00	$4,403.60	$4,403.60	$0.00	($4,403.60)
0050 - CLASSROOM-GENERAL Total:	$0.00	$968,108.45	$968,108.45	$250,096.78	($1,218,205.23)
0400 - Administration					
2400 - SUPPORT SERVICES - SCHOOL ADMINISTRATION					
0121 - PRINCIPALS	$0.00	$129,951.86	$129,951.86	$17,826.81	($147,778.67)
0140 - Other Licensed Salaries	$0.00	$350.00	$350.00	$0.00	($350.00)
0152 - SECRETARIAL	$0.00	$32,725.72	$32,725.72	$0.00	($32,725.72)
0198 - Other Classified Personnel	$0.00	$1,933.26	$1,933.26	$0.00	($1,933.26)
0210 - STATE RETIREMENT	$0.00	$37,167.88	$37,167.88	$4,134.03	($41,301.91)
0220 - FICA	$0.00	$12,291.41	$12,291.41	$1,318.10	($13,609.51)
0240 - GROUP INSURANCE	$0.00	$47,835.00	$47,835.00	$4,076.00	($51,911.00)
2410 - OFFICE OF THE PRINCIPAL					
0220 - FICA	$0.00	$51.72	$51.72	$7.40	($59.12)
0530 - CELL PHONE	$0.00	$700.00	$700.00	$100.00	($800.00)
2500 - SUPPORT SERVICES - CENTRAL SERVICES					
0340 - OTHER PROF SERV	$0.00	$769.77	$769.77	$0.00	($769.77)
0400 - Administration Total:	$0.00	$263,776.62	$263,776.62	$27,462.34	($291,238.96)
1205 - SPECIAL EDUCATION -- ADD ON					
1000 - INSTRUCTION					
0131 - TEACHERS	$0.00	$106,544.26	$106,544.26	$14,181.43	($120,725.69)
0132 - SUB TEACHERS	$0.00	$338.20	$338.20	$0.00	($338.20)
0140 - Other Licensed Salaries	$0.00	$700.00	$700.00	$0.00	($700.00)
0161 - STAFF ASSISTANT	$0.00	$20,454.70	$20,454.70	$0.00	($20,454.70)
0198 - Other Classified Personnel	$0.00	$525.00	$525.00	$0.00	($525.00)
0210 - STATE RETIREMENT	$0.00	$24,870.02	$24,870.02	$3,288.68	($28,158.70)
0220 - FICA	$0.00	$9,298.98	$9,298.98	$1,006.86	($10,305.84)
0240 - GROUP INSURANCE	$0.00	$21,435.00	$21,435.00	$3,033.97	($24,468.97)
0610 - SUPPLIES (GEN)	$0.00	$671.21	$671.21	$0.00	($671.21)
1205 - SPECIAL EDUCATION -- ADD ON Total:	$0.00	$184,837.37	$184,837.37	$21,510.94	($206,348.31)
1210 - SPECIAL EDUCATION -- SELF-CONTAINED					
1000 - INSTRUCTION					
0131 - TEACHERS	$0.00	$7,349.32	$7,349.32	$1,049.91	($8,399.23)
0210 - STATE RETIREMENT	$0.00	$1,704.22	$1,704.22	$243.46	($1,947.68)

General Ledger - Element Summary Report

Fiscal Year: 2024-2025 From Date:7/1/2024 To Date:6/30/2025

Account Mask: ?????????????????? Account Type: EXPENDITURE

☐ Print accounts with zero balance ☐ Include Inactive Accounts ☐ Include PreEncumbrance

Fund / Location / Program / Function / Object	Adjusted Budget	Range To Date	Year To Date	Encumbrance	Budget Balance
0220 - FICA	$0.00	$503.56	$503.56	$71.78	($575.34)
0240 - GROUP INSURANCE	$0.00	$2,343.31	$2,343.31	$331.68	($2,674.99)
1210 - SPECIAL EDUCATION -- SELF-CONTAINED Total:	$0.00	$11,900.41	$11,900.41	$1,696.83	($13,597.24)
1215 - SPECIAL EDUCATION -- PRESCHOOL					
1000 - INSTRUCTION					
0131 - TEACHERS	$0.00	$34,434.92	$34,434.92	$4,921.72	($39,356.64)
0161 - STAFF ASSISTANT	$0.00	$5,765.85	$5,765.85	$0.00	($5,765.85)
0210 - STATE RETIREMENT	$0.00	$6,721.70	$6,721.70	$960.72	($7,682.42)
0220 - FICA	$0.00	$3,074.03	$3,074.03	$376.30	($3,450.33)
1215 - SPECIAL EDUCATION -- PRESCHOOL Total:	$0.00	$49,996.50	$49,996.50	$6,258.74	($56,255.24)
1220 - EXTENDED YEAR PROG FOR SEVERE DISAB					
1000 - INSTRUCTION					
0131 - TEACHERS	$0.00	$850.92	$850.92	$121.56	($972.48)
0161 - STAFF ASSISTANT	$0.00	$389.67	$389.67	$0.00	($389.67)
0210 - STATE RETIREMENT	$0.00	$197.26	$197.26	$28.18	($225.44)
0220 - FICA	$0.00	$88.17	$88.17	$8.32	($96.49)
0240 - GROUP INSURANCE	$0.00	$271.30	$271.30	$38.40	($309.70)
1220 - EXTENDED YEAR PROG FOR SEVERE DISAB Total:	$0.00	$1,797.32	$1,797.32	$196.46	($1,993.78)
1225 - SPECIAL EDUCATION -- INST/IMPACT AI					
1000 - INSTRUCTION					
0131 - TEACHERS	$0.00	$1,934.10	$1,934.10	$276.30	($2,210.40)
0210 - STATE RETIREMENT	$0.00	$448.44	$448.44	$64.06	($512.50)
0220 - FICA	$0.00	$132.57	$132.57	$18.90	($151.47)
0240 - GROUP INSURANCE	$0.00	$616.63	$616.63	$87.28	($703.91)
1225 - SPECIAL EDUCATION -- INST/IMPACT AI Total:	$0.00	$3,131.74	$3,131.74	$446.54	($3,578.28)
1278 - Extended Yr - SpEd Educators					
1000 - INSTRUCTION					
0190 - Other Salaries	$0.00	$1,602.79	$1,602.79	$0.00	($1,602.79)
0210 - STATE RETIREMENT	$0.00	$356.89	$356.89	$0.00	($356.89)
0220 - FICA	$0.00	$117.79	$117.79	$0.00	($117.79)
1278 - Extended Yr - SpEd Educators Total:	$0.00	$2,077.47	$2,077.47	$0.00	($2,077.47)
1295 - UNIQUE LOCAL SPECIAL ED PROGRAMS					
1000 - INSTRUCTION					
0161 - STAFF ASSISTANT	$0.00	$21,120.38	$21,120.38	$0.00	($21,120.38)
0220 - FICA	$0.00	$1,615.74	$1,615.74	$0.00	($1,615.74)

General Ledger - Element Summary Report

Fiscal Year: 2024-2025 From Date:7/1/2024 To Date:6/30/2025

Account Mask: ?????????????????? Account Type: EXPENDITURE

☐ Print accounts with zero balance ☐ Include Inactive Accounts ☐ Include PreEncumbrance

Fund / Location / Program / Function / Object	Adjusted Budget	Range To Date	Year To Date	Encumbrance	Budget Balance
1295 - UNIQUE LOCAL SPECIAL ED PROGRAMS Total:	$0.00	$22,736.12	$22,736.12	$0.00	($22,736.12)
5201 - CLASS SIZE REDUCTION					
1000 - INSTRUCTION					
0131 - TEACHERS	$0.00	$253,368.00	$253,368.00	$34,425.00	($287,793.00)
0140 - Other Licensed Salaries	$0.00	$1,050.00	$1,050.00	$0.00	($1,050.00)
0210 - STATE RETIREMENT	$0.00	$58,999.52	$58,999.52	$7,983.15	($66,982.67)
0220 - FICA	$0.00	$18,975.48	$18,975.48	$2,558.79	($21,534.27)
0240 - GROUP INSURANCE	$0.00	$59,472.44	$59,472.44	$8,417.60	($67,890.04)
5201 - CLASS SIZE REDUCTION Total:	$0.00	$391,865.44	$391,865.44	$53,384.54	($445,249.98)
5220 - NESS - NECESSARILY EXIST. SCHOOL					
1000 - INSTRUCTION					
0131 - TEACHERS	$0.00	$169,312.03	$169,312.03	$22,429.80	($191,741.83)
0140 - Other Licensed Salaries	$0.00	$702.45	$702.45	$0.00	($702.45)
0210 - STATE RETIREMENT	$0.00	$36,418.12	$36,418.12	$4,815.58	($41,233.70)
0220 - FICA	$0.00	$13,187.46	$13,187.46	$1,745.59	($14,933.05)
0240 - GROUP INSURANCE	$0.00	$26,509.24	$26,509.24	$3,462.32	($29,971.56)
0241 - PEHP Opt-Out	$0.00	$7,910.00	$7,910.00	$1,130.00	($9,040.00)
2220 - LIBRARY/MEDIA SERVICES					
0162 - MEDIA NON-CERT	$0.00	$16,487.01	$16,487.01	$0.00	($16,487.01)
0198 - Other Classified Personnel	$0.00	$200.00	$200.00	$0.00	($200.00)
0220 - FICA	$0.00	$1,276.56	$1,276.56	$0.00	($1,276.56)
5220 - NESS - NECESSARILY EXIST. SCHOOL Total:	$0.00	$272,002.87	$272,002.87	$33,583.29	($305,586.16)
5344 - STUDENTS AT-RISK (EARS)					
1000 - INSTRUCTION					
0161 - STAFF ASSISTANT	$0.00	$6,987.25	$6,987.25	$0.00	($6,987.25)
0220 - FICA	$0.00	$534.56	$534.56	$0.00	($534.56)
5344 - STUDENTS AT-RISK (EARS) Total:	$0.00	$7,521.81	$7,521.81	$0.00	($7,521.81)
5420 - TRUSTLANDS					
1000 - INSTRUCTION					
0131 - TEACHERS	$56,632.00	$37,520.00	$37,520.00	$4,577.50	$14,534.50
0161 - STAFF ASSISTANT	$0.00	$1,231.02	$1,231.02	$0.00	($1,231.02)
0162 - MEDIA NON-CERT	$0.00	$346.80	$346.80	$0.00	($346.80)
0198 - Other Classified Personnel	$0.00	$200.00	$200.00	$0.00	($200.00)
0210 - STATE RETIREMENT	$0.00	$8,700.87	$8,700.87	$1,061.52	($9,762.39)
0220 - FICA	$0.00	$3,287.14	$3,287.14	$393.38	($3,680.52)

General Ledger - Element Summary Report

Fiscal Year: 2024-2025 From Date:7/1/2024 To Date:6/30/2025

Account Mask: ?????????????????? Account Type: EXPENDITURE

☐ Print accounts with zero balance ☐ Include Inactive Accounts ☐ Include PreEncumbrance

Fund / Location / Program / Function / Object	Adjusted Budget	Range To Date	Year To Date	Encumbrance	Budget Balance
0241 - PEHP Opt-Out	$0.00	$3,672.50	$3,672.50	$565.00	($4,237.50)
5420 - TRUSTLANDS Total:	$56,632.00	$54,958.33	$54,958.33	$6,597.40	($4,923.73)
5641 - Early Interventions					
1000 - INSTRUCTION					
0131 - TEACHERS	$0.00	$1,977.92	$1,977.92	$0.00	($1,977.92)
0210 - STATE RETIREMENT	$0.00	$458.67	$458.67	$0.00	($458.67)
0220 - FICA	$0.00	$151.32	$151.32	$0.00	($151.32)
5641 - Early Interventions Total:	$0.00	$2,587.91	$2,587.91	$0.00	($2,587.91)
5651 - EDUCATOR PAID PROFESSIONAL HOURS					
1000 - INSTRUCTION					
0131 - TEACHERS	$0.00	$21,044.86	$21,044.86	$0.00	($21,044.86)
0210 - STATE RETIREMENT	$0.00	$4,638.40	$4,638.40	$0.00	($4,638.40)
0220 - FICA	$0.00	$1,567.94	$1,567.94	$0.00	($1,567.94)
5651 - EDUCATOR PAID PROFESSIONAL HOURS Total:	$0.00	$27,251.20	$27,251.20	$0.00	($27,251.20)
5673 - POSITIVE BEHAVIORS INTERVENTIONS					
2100 - SUPPORT SERVICES - STUDENTS					
0190 - Other Salaries	$0.00	$3,021.01	$3,021.01	$0.00	($3,021.01)
0210 - STATE RETIREMENT	$0.00	$589.70	$589.70	$0.00	($589.70)
0220 - FICA	$0.00	$219.78	$219.78	$0.00	($219.78)
5673 - POSITIVE BEHAVIORS INTERVENTIONS Total:	$0.00	$3,830.49	$3,830.49	$0.00	($3,830.49)
5677 - CTE Computer Grant					
1000 - INSTRUCTION					
0161 - STAFF ASSISTANT	$0.00	$7,691.01	$7,691.01	$0.00	($7,691.01)
0198 - Other Classified Personnel	$0.00	$125.00	$125.00	$0.00	($125.00)
0220 - FICA	$0.00	$597.91	$597.91	$0.00	($597.91)
0610 - SUPPLIES (GEN)	$0.00	$29.66	$29.66	$0.00	($29.66)
2212 - INSTRUCTION AND CURRICULUM DEVELOPMENT SERVICES					
0190 - Other Salaries	$0.00	$201.43	$201.43	$0.00	($201.43)
0210 - STATE RETIREMENT	$0.00	$39.31	$39.31	$0.00	($39.31)
0220 - FICA	$0.00	$15.11	$15.11	$0.00	($15.11)
5677 - CTE Computer Grant Total:	$0.00	$8,699.43	$8,699.43	$0.00	($8,699.43)
5678 - TEACHER & STUDENT SUCESS ACT					
1000 - INSTRUCTION					
0131 - TEACHERS	$0.00	$41,084.02	$41,084.02	$5,883.78	($46,967.80)
0161 - STAFF ASSISTANT	$0.00	$54,797.06	$54,797.06	$0.00	($54,797.06)

General Ledger - Element Summary Report

Fiscal Year: 2024-2025 From Date:7/1/2024 To Date:6/30/2025

Account Mask: ?????????????????? Account Type: EXPENDITURE

☐ Print accounts with zero balance ☐ Include Inactive Accounts ☐ Include PreEncumbrance

Fund / Location / Program / Function / Object	Adjusted Budget	Range To Date	Year To Date	Encumbrance	Budget Balance
0190 - Other Salaries	$0.00	$1,011.23	$1,011.23	$0.00	($1,011.23)
0198 - Other Classified Personnel	$0.00	$650.00	$650.00	$0.00	($650.00)
0210 - STATE RETIREMENT	$0.00	$9,314.95	$9,314.95	$1,276.35	($10,591.30)
0220 - FICA	$0.00	$7,427.59	$7,427.59	$433.25	($7,860.84)
0240 - GROUP INSURANCE	$0.00	$9,016.58	$9,016.58	$1,284.53	($10,301.11)
0580 - TRAVEL	$0.00	($1,932.81)	($1,932.81)	$0.00	$1,932.81
5678 - TEACHER & STUDENT SUCESS ACT Total:	$0.00	$121,368.62	$121,368.62	$8,877.91	($130,246.53)
5697 - EARLY LITERACY OUTCOME - EL COACHES					
2212 - INSTRUCTION AND CURRICULUM DEVELOPMENT SERVICES					
0580 - TRAVEL	$0.00	$3,000.00	$3,000.00	$0.00	($3,000.00)
5697 - EARLY LITERACY OUTCOME - EL COACHES Total:	$0.00	$3,000.00	$3,000.00	$0.00	($3,000.00)
5807 - TSSP					
1000 - INSTRUCTION					
0190 - Other Salaries	$0.00	$6,519.00	$6,519.00	$0.00	($6,519.00)
0210 - STATE RETIREMENT	$0.00	$1,464.60	$1,464.60	$0.00	($1,464.60)
0220 - FICA	$0.00	$498.71	$498.71	$0.00	($498.71)
5807 - TSSP Total:	$0.00	$8,482.31	$8,482.31	$0.00	($8,482.31)
5868 - Teacher Materials and Supplies					
1000 - INSTRUCTION					
0610 - SUPPLIES (GEN)	$0.00	$7,347.73	$7,347.73	$0.00	($7,347.73)
5868 - Teacher Materials and Supplies Total:	$0.00	$7,347.73	$7,347.73	$0.00	($7,347.73)
5876 - Educator Salary Adjustment					
1000 - INSTRUCTION					
0131 - TEACHERS	$0.00	$165,904.75	$165,904.75	$23,811.50	($189,716.25)
0210 - STATE RETIREMENT	$0.00	$35,979.28	$35,979.28	$5,165.42	($41,144.70)
0220 - FICA	$0.00	$12,225.60	$12,225.60	$1,753.28	($13,978.88)
0240 - GROUP INSURANCE	$0.00	$33,942.88	$33,942.88	$5,198.31	($39,141.19)
5876 - Educator Salary Adjustment Total:	$0.00	$248,052.51	$248,052.51	$35,928.51	($283,981.02)
5882 - BTS					
1000 - INSTRUCTION					
0131 - TEACHERS	$0.00	$28,848.32	$28,848.32	$3,734.26	($32,582.58)
0140 - Other Licensed Salaries	$0.00	$352.45	$352.45	$0.00	($352.45)
0210 - STATE RETIREMENT	$0.00	$5,700.03	$5,700.03	$728.93	($6,428.96)
0220 - FICA	$0.00	$2,232.47	$2,232.47	$285.45	($2,517.92)

General Ledger - Element Summary Report

Fiscal Year: 2024-2025 From Date:7/1/2024 To Date:6/30/2025

Account Mask: ?????????????????? Account Type: EXPENDITURE

☐ Print accounts with zero balance ☐ Include Inactive Accounts ☐ Include PreEncumbrance

Fund / Location / Program / Function / Object	Adjusted Budget	Range To Date	Year To Date	Encumbrance	Budget Balance
5882 - BTS Total:	$0.00	$37,133.27	$37,133.27	$4,748.64	($41,881.91)
5914 - School Safety and Support					
2290 - OTHER SUPPORT SERVICES- INSTRUCTIONAL STAFF					
0190 - Other Salaries	$0.00	$3,021.00	$3,021.00	$0.00	($3,021.00)
0210 - STATE RETIREMENT	$0.00	$589.70	$589.70	$0.00	($589.70)
0220 - FICA	$0.00	$231.11	$231.11	$0.00	($231.11)
2620 - Maintenance					
0430 - REPAIR/MAINT SERV	$0.00	$16,923.42	$16,923.42	$0.00	($16,923.42)
0610 - SUPPLIES (GEN)	$0.00	$94.99	$94.99	$0.00	($94.99)
5914 - School Safety and Support Total:	$0.00	$20,860.22	$20,860.22	$0.00	($20,860.22)
7522 - IDEA-B - PRESCHOOL HANDCAPPED					
1000 - INSTRUCTION					
0161 - STAFF ASSISTANT	$0.00	$11,897.07	$11,897.07	$0.00	($11,897.07)
0198 - Other Classified Personnel	$0.00	$125.00	$125.00	$0.00	($125.00)
0220 - FICA	$0.00	$919.69	$919.69	$0.00	($919.69)
7522 - IDEA-B - PRESCHOOL HANDCAPPED Total:	$0.00	$12,941.76	$12,941.76	$0.00	($12,941.76)
7524 - IDEA-B - HANDICAPPED					
1000 - INSTRUCTION					
0161 - STAFF ASSISTANT	$0.00	$55,632.15	$55,632.15	$0.00	($55,632.15)
0198 - Other Classified Personnel	$0.00	$325.00	$325.00	$0.00	($325.00)
0220 - FICA	$0.00	$4,280.78	$4,280.78	$0.00	($4,280.78)
7524 - IDEA-B - HANDICAPPED Total:	$0.00	$60,237.93	$60,237.93	$0.00	($60,237.93)
7801 - TITLE IA					
1000 - INSTRUCTION					
0161 - STAFF ASSISTANT	$0.00	$39,017.91	$39,017.91	$0.00	($39,017.91)
0198 - Other Classified Personnel	$0.00	$525.00	$525.00	$0.00	($525.00)
0220 - FICA	$0.00	$3,025.05	$3,025.05	$0.00	($3,025.05)
7801 - TITLE IA Total:	$0.00	$42,567.96	$42,567.96	$0.00	($42,567.96)
7860 - TITLE IIA					
2212 - INSTRUCTION AND CURRICULUM DEVELOPMENT SERVICES					
0190 - Other Salaries	$0.00	$10,352.84	$10,352.84	$0.00	($10,352.84)
0210 - STATE RETIREMENT	$0.00	$2,308.99	$2,308.99	$0.00	($2,308.99)
0220 - FICA	$0.00	$791.97	$791.97	$0.00	($791.97)
0580 - TRAVEL	$0.00	$264.00	$264.00	$0.00	($264.00)

General Ledger - Element Summary Report

Fiscal Year: 2024-2025 From Date:7/1/2024 To Date:6/30/2025

Account Mask: ?????????????????? Account Type: EXPENDITURE

☐ Print accounts with zero balance ☐ Include Inactive Accounts ☐ Include PreEncumbrance

Fund / Location / Program / Function / Object	Adjusted Budget	Range To Date	Year To Date	Encumbrance	Budget Balance
7860 - TITLE IIA Total:	$0.00	$13,717.80	$13,717.80	$0.00	($13,717.80)
124 - Panguitch Elementary Total:	$56,632.00	$2,852,789.59	$2,852,789.59	$450,788.92	($3,246,946.51)
150 - Garfield Online					
0050 - CLASSROOM-GENERAL					
1000 - INSTRUCTION					
0131 - TEACHERS	$0.00	$138,497.73	$138,497.73	$17,486.12	($155,983.85)
0140 - Other Licensed Salaries	$0.00	$553.85	$553.85	$0.00	($553.85)
0210 - STATE RETIREMENT	$0.00	$27,346.31	$27,346.31	$3,462.19	($30,808.50)
0220 - FICA	$0.00	$11,135.95	$11,135.95	$1,391.39	($12,527.34)
0240 - GROUP INSURANCE	$0.00	$37,194.06	$37,194.06	$5,632.25	($42,826.31)
0241 - PEHP Opt-Out	$0.00	$9,040.00	$9,040.00	$1,130.00	($10,170.00)
0530 - CELL PHONE	$0.00	$150.00	$150.00	$0.00	($150.00)
0580 - TRAVEL	$0.00	$1,123.14	$1,123.14	$0.00	($1,123.14)
0610 - SUPPLIES (GEN)	$0.00	$3,181.27	$3,181.27	$0.00	($3,181.27)
0650 - SUPPLIES TECHNOLOGY RELATED	$0.00	$4,307.93	$4,307.93	$0.00	($4,307.93)
0734 - TECH HARDWARD	$0.00	$1,818.00	$1,818.00	$0.00	($1,818.00)
2200 - SUPPORT SERVICES - INSTRUCTIONAL STAFF ASSISTANCE					
0320 - PROF/EDUC SRVS	$0.00	$1,666,250.00	$1,666,250.00	$0.00	($1,666,250.00)
2400 - SUPPORT SERVICES - SCHOOL ADMINISTRATION					
0121 - PRINCIPALS	$0.00	$51,704.73	$51,704.73	$0.00	($51,704.73)
0140 - Other Licensed Salaries	$0.00	$352.45	$352.45	$0.00	($352.45)
0210 - STATE RETIREMENT	$0.00	$10,219.18	$10,219.18	$0.00	($10,219.18)
0220 - FICA	$0.00	$3,983.45	$3,983.45	$0.00	($3,983.45)
2600 - OPERATION & MAINTENANCE OF PLANT SERVICES					
0530 - CELL PHONE	$0.00	$892.93	$892.93	$0.00	($892.93)
0050 - CLASSROOM-GENERAL Total:	$0.00	$1,967,750.98	$1,967,750.98	$29,101.95	($1,996,852.93)
0400 - Administration					
2400 - SUPPORT SERVICES - SCHOOL ADMINISTRATION					
0152 - SECRETARIAL	$0.00	$45,574.26	$45,574.26	$0.00	($45,574.26)
0198 - Other Classified Personnel	$0.00	$352.45	$352.45	$0.00	($352.45)
0210 - STATE RETIREMENT	$0.00	$7,250.63	$7,250.63	$0.00	($7,250.63)
0220 - FICA	$0.00	$3,827.88	$3,827.88	$0.00	($3,827.88)
0241 - PEHP Opt-Out	$0.00	$3,955.00	$3,955.00	$0.00	($3,955.00)
0530 - CELL PHONE	$0.00	$450.00	$450.00	$0.00	($450.00)
2500 - SUPPORT SERVICES - CENTRAL SERVICES					

General Ledger - Element Summary Report

Fiscal Year: 2024-2025 From Date:7/1/2024 To Date:6/30/2025

Account Mask: ????????????????? Account Type: EXPENDITURE

☐ Print accounts with zero balance ☐ Include Inactive Accounts ☐ Include PreEncumbrance

Fund / Location / Program / Function / Object	Adjusted Budget	Range To Date	Year To Date	Encumbrance	Budget Balance
0340 - OTHER PROF SERV	$0.00	$200.00	$200.00	$0.00	($200.00)
0400 - Administration Total:	$0.00	$61,610.22	$61,610.22	$0.00	($61,610.22)
1205 - SPECIAL EDUCATION -- ADD ON					
1000 - INSTRUCTION					
0131 - TEACHERS	$0.00	$56,239.37	$56,239.37	$7,545.94	($63,785.31)
0140 - Other Licensed Salaries	$0.00	$350.00	$350.00	$0.00	($350.00)
0210 - STATE RETIREMENT	$0.00	$11,064.33	$11,064.33	$1,749.89	($12,814.22)
0220 - FICA	$0.00	$4,120.17	$4,120.17	$546.84	($4,667.01)
0240 - GROUP INSURANCE	$0.00	$25,369.85	$25,369.85	$3,609.10	($28,978.95)
0610 - SUPPLIES (GEN)	$0.00	$229.56	$229.56	$0.00	($229.56)
1205 - SPECIAL EDUCATION -- ADD ON Total:	$0.00	$97,373.28	$97,373.28	$13,451.77	($110,825.05)
1278 - Extended Yr - SpEd Educators					
1000 - INSTRUCTION					
0190 - Other Salaries	$0.00	$1,000.00	$1,000.00	$0.00	($1,000.00)
0210 - STATE RETIREMENT	$0.00	$231.89	$231.89	$0.00	($231.89)
0220 - FICA	$0.00	$73.78	$73.78	$0.00	($73.78)
1278 - Extended Yr - SpEd Educators Total:	$0.00	$1,305.67	$1,305.67	$0.00	($1,305.67)
5420 - TRUSTLANDS					
1000 - INSTRUCTION					
0131 - TEACHERS	$230,720.05	$130,624.15	$130,624.15	$17,746.94	$82,348.96
0140 - Other Licensed Salaries	$0.00	$702.45	$702.45	$0.00	($702.45)
0210 - STATE RETIREMENT	$0.00	$27,968.93	$27,968.93	$3,779.58	($31,748.51)
0220 - FICA	$0.00	$10,008.60	$10,008.60	$1,352.16	($11,360.76)
0240 - GROUP INSURANCE	$0.00	$32,229.66	$32,229.66	$4,608.60	($36,838.26)
5420 - TRUSTLANDS Total:	$230,720.05	$201,533.79	$201,533.79	$27,487.28	$1,698.98
5651 - EDUCATOR PAID PROFESSIONAL HOURS					
1000 - INSTRUCTION					
0131 - TEACHERS	$0.00	$7,117.65	$7,117.65	$0.00	($7,117.65)
0210 - STATE RETIREMENT	$0.00	$1,483.92	$1,483.92	$0.00	($1,483.92)
0220 - FICA	$0.00	$530.84	$530.84	$0.00	($530.84)
2400 - SUPPORT SERVICES - SCHOOL ADMINISTRATION					
0121 - PRINCIPALS	$0.00	$849.10	$849.10	$0.00	($849.10)
0210 - STATE RETIREMENT	$0.00	$165.75	$165.75	$0.00	($165.75)
0220 - FICA	$0.00	$64.93	$64.93	$0.00	($64.93)
5651 - EDUCATOR PAID PROFESSIONAL HOURS Total:	$0.00	$10,212.19	$10,212.19	$0.00	($10,212.19)

General Ledger - Element Summary Report

Fiscal Year: 2024-2025 From Date:7/1/2024 To Date:6/30/2025

Account Mask: ?????????????????? Account Type: EXPENDITURE

☐ Print accounts with zero balance ☐ Include Inactive Accounts ☐ Include PreEncumbrance

Fund / Location / Program / Function / Object	Adjusted Budget	Range To Date	Year To Date	Encumbrance	Budget Balance
5678 - TEACHER & STUDENT SUCESS ACT					
1000 - INSTRUCTION					
0131 - TEACHERS	$0.00	$73,394.15	$73,394.15	$9,953.71	($83,347.86)
0140 - Other Licensed Salaries	$0.00	$352.45	$352.45	$0.00	($352.45)
0210 - STATE RETIREMENT	$0.00	$14,492.81	$14,492.81	$1,967.22	($16,460.03)
0220 - FICA	$0.00	$5,129.40	$5,129.40	$687.26	($5,816.66)
0240 - GROUP INSURANCE	$0.00	$28,568.60	$28,568.60	$4,033.22	($32,601.82)
5678 - TEACHER & STUDENT SUCESS ACT Total:	$0.00	$121,937.41	$121,937.41	$16,641.41	($138,578.82)
5868 - Teacher Materials and Supplies					
1000 - INSTRUCTION					
0610 - SUPPLIES (GEN)	$0.00	$2,000.00	$2,000.00	$0.00	($2,000.00)
5868 - Teacher Materials and Supplies Total:	$0.00	$2,000.00	$2,000.00	$0.00	($2,000.00)
5876 - Educator Salary Adjustment					
1000 - INSTRUCTION					
0131 - TEACHERS	$0.00	$67,097.49	$67,097.49	$9,045.61	($76,143.10)
0210 - STATE RETIREMENT	$0.00	$13,491.67	$13,491.67	$1,863.92	($15,355.59)
0220 - FICA	$0.00	$4,966.47	$4,966.47	$667.44	($5,633.91)
0240 - GROUP INSURANCE	$0.00	$17,055.76	$17,055.76	$2,480.84	($19,536.60)
5876 - Educator Salary Adjustment Total:	$0.00	$102,611.39	$102,611.39	$14,057.81	($116,669.20)
7860 - TITLE IIA					
2212 - INSTRUCTION AND CURRICULUM DEVELOPMENT SERVICES					
0580 - TRAVEL	$0.00	$150.00	$150.00	$0.00	($150.00)
7860 - TITLE IIA Total:	$0.00	$150.00	$150.00	$0.00	($150.00)
150 - Garfield Online Total:	$230,720.05	$2,566,484.93	$2,566,484.93	$100,740.22	($2,436,505.10)
204 - AES					
0050 - CLASSROOM-GENERAL					
0000 - Undesignated					
0600 - Supplies & Materials	$7,200.00	$0.00	$0.00	$0.00	$7,200.00
1000 - INSTRUCTION					
0610 - SUPPLIES (GEN)	$0.00	$992.60	$992.60	$0.00	($992.60)
0050 - CLASSROOM-GENERAL Total:	$7,200.00	$992.60	$992.60	$0.00	$6,207.40
204 - AES Total:	$7,200.00	$992.60	$992.60	$0.00	$6,207.40
208 - BES					
0050 - CLASSROOM-GENERAL					

General Ledger - Element Summary Report

Fiscal Year: 2024-2025 From Date:7/1/2024 To Date:6/30/2025

Account Mask: ?????????????????? Account Type: EXPENDITURE

☐ Print accounts with zero balance ☐ Include Inactive Accounts ☐ Include PreEncumbrance

Fund / Location / Program / Function / Object	Adjusted Budget	Range To Date	Year To Date	Encumbrance	Budget Balance
0000 - Undesignated					
0600 - Supplies & Materials	$9,200.00	$0.00	$0.00	$0.00	$9,200.00
1000 - INSTRUCTION					
0610 - SUPPLIES (GEN)	$0.00	$8,087.82	$8,087.82	$0.00	($8,087.82)
0670 - SOFTWARE	$0.00	$806.02	$806.02	$0.00	($806.02)
2220 - LIBRARY/MEDIA SERVICES					
0644 - LIBRARY BOOKS	$0.00	$149.99	$149.99	$0.00	($149.99)
0050 - CLASSROOM-GENERAL Total:	$9,200.00	$9,043.83	$9,043.83	$0.00	$156.17
5420 - TRUSTLANDS					
1000 - INSTRUCTION					
0320 - PROF/EDUC SRVS	$2,406.10	$0.00	$0.00	$0.00	$2,406.10
2220 - LIBRARY/MEDIA SERVICES					
0610 - SUPPLIES (GEN)	$750.00	$0.00	$0.00	$0.00	$750.00
5420 - TRUSTLANDS Total:	$3,156.10	$0.00	$0.00	$0.00	$3,156.10
208 - BES Total:	$12,356.10	$9,043.83	$9,043.83	$0.00	$3,312.27
212 - BVES					
0050 - CLASSROOM-GENERAL					
0000 - Undesignated					
0600 - Supplies & Materials	$37,800.00	$0.00	$0.00	$0.00	$37,800.00
1000 - INSTRUCTION					
0580 - TRAVEL	$0.00	$28.00	$28.00	$0.00	($28.00)
0610 - SUPPLIES (GEN)	$0.00	$34,356.46	$34,356.46	$137.29	($34,493.75)
0640 - Books	$0.00	$329.00	$329.00	$0.00	($329.00)
0730 - EQUIPMENT	$0.00	$3,809.98	$3,809.98	$0.00	($3,809.98)
2220 - LIBRARY/MEDIA SERVICES					
0610 - SUPPLIES (GEN)	$0.00	$169.33	$169.33	$0.00	($169.33)
0644 - LIBRARY BOOKS	$0.00	($433.29)	($433.29)	$214.84	$218.45
0050 - CLASSROOM-GENERAL Total:	$37,800.00	$38,259.48	$38,259.48	$352.13	($811.61)
5420 - TRUSTLANDS					
1000 - INSTRUCTION					
0340 - OTHER PROF SERV	$6,500.00	$0.00	$0.00	$0.00	$6,500.00
0610 - SUPPLIES (GEN)	$0.00	$15,906.53	$15,906.53	$120.70	($16,027.23)
0644 - LIBRARY BOOKS	$3,000.00	$2,374.57	$2,374.57	$56.46	$568.97
0650 - SUPPLIES TECHNOLOGY RELATED	$0.00	$184.24	$184.24	$0.00	($184.24)
2220 - LIBRARY/MEDIA SERVICES					

General Ledger - Element Summary Report

Fiscal Year: 2024-2025 From Date:7/1/2024 To Date:6/30/2025

Account Mask: ?????????????????? Account Type: EXPENDITURE

☐ Print accounts with zero balance ☐ Include Inactive Accounts ☐ Include PreEncumbrance

Fund / Location / Program / Function / Object	Adjusted Budget	Range To Date	Year To Date	Encumbrance	Budget Balance
0644 - LIBRARY BOOKS	$0.00	$439.63	$439.63	$0.00	($439.63)
5420 - TRUSTLANDS Total:	$9,500.00	$18,904.97	$18,904.97	$177.16	($9,582.13)
212 - BVES Total:	$47,300.00	$57,164.45	$57,164.45	$529.29	($10,393.74)
216 - EES					
0050 - CLASSROOM-GENERAL					
0000 - Undesignated					
0600 - Supplies & Materials	$27,400.00	$0.00	$0.00	$0.00	$27,400.00
1000 - INSTRUCTION					
0580 - TRAVEL	$0.00	$146.93	$146.93	$0.00	($146.93)
0610 - SUPPLIES (GEN)	$0.00	$15,387.35	$15,387.35	$640.27	($16,027.62)
0640 - Books	$0.00	$1,725.86	$1,725.86	$0.00	($1,725.86)
0650 - SUPPLIES TECHNOLOGY RELATED	$0.00	$6,617.19	$6,617.19	$42.23	($6,659.42)
2220 - LIBRARY/MEDIA SERVICES					
0644 - LIBRARY BOOKS	$0.00	$124.69	$124.69	$11.95	($136.64)
0050 - CLASSROOM-GENERAL Total:	$27,400.00	$24,002.02	$24,002.02	$694.45	$2,703.53
5420 - TRUSTLANDS					
1000 - INSTRUCTION					
0340 - OTHER PROF SERV	$0.00	$7,400.00	$7,400.00	$0.00	($7,400.00)
0518 - Student Day Travel & Admission	$0.00	$1,245.00	$1,245.00	$0.00	($1,245.00)
0610 - SUPPLIES (GEN)	$8,500.00	$4,126.38	$4,126.38	$0.00	$4,373.62
0650 - SUPPLIES TECHNOLOGY RELATED	$8,000.00	$0.00	$0.00	$0.00	$8,000.00
2220 - LIBRARY/MEDIA SERVICES					
0640 - Books	$5,000.00	$0.00	$0.00	$0.00	$5,000.00
5420 - TRUSTLANDS Total:	$21,500.00	$12,771.38	$12,771.38	$0.00	$8,728.62
216 - EES Total:	$48,900.00	$36,773.40	$36,773.40	$694.45	$11,432.15
224 - PES					
0050 - CLASSROOM-GENERAL					
0000 - Undesignated					
0600 - Supplies & Materials	$57,800.00	$0.00	$0.00	$0.00	$57,800.00
1000 - INSTRUCTION					
0580 - TRAVEL	$0.00	$2,393.74	$2,393.74	$0.00	($2,393.74)
0610 - SUPPLIES (GEN)	$0.00	$30,705.37	$30,705.37	$370.71	($31,076.08)
0730 - EQUIPMENT	$0.00	$4,021.25	$4,021.25	$0.00	($4,021.25)
2220 - LIBRARY/MEDIA SERVICES					
0644 - LIBRARY BOOKS	$0.00	$353.82	$353.82	$0.00	($353.82)

General Ledger - Element Summary Report

Fiscal Year: 2024-2025 From Date:7/1/2024 To Date:6/30/2025

Account Mask: ?????????????????? Account Type: EXPENDITURE

☐ Print accounts with zero balance ☐ Include Inactive Accounts ☐ Include PreEncumbrance

Fund / Location / Program / Function / Object	Adjusted Budget	Range To Date	Year To Date	Encumbrance	Budget Balance
0050 - CLASSROOM-GENERAL Total:	$57,800.00	$37,474.18	$37,474.18	$370.71	$19,955.11
5420 - TRUSTLANDS					
1000 - INSTRUCTION					
0610 - SUPPLIES (GEN)	$0.00	$13,694.41	$13,694.41	$783.53	($14,477.94)
0641 - TEXTBOOKS	$7,153.30	$3,787.43	$3,787.43	$0.00	$3,365.87
0650 - SUPPLIES TECHNOLOGY RELATED	$0.00	$0.00	$0.00	$518.16	($518.16)
0670 - SOFTWARE	$0.00	$1,554.91	$1,554.91	$0.00	($1,554.91)
2212 - INSTRUCTION AND CURRICULUM DEVELOPMENT SERVICES					
0580 - TRAVEL	$0.00	$35.00	$35.00	$0.00	($35.00)
5420 - TRUSTLANDS Total:	$7,153.30	$19,071.75	$19,071.75	$1,301.69	($13,220.14)
5673 - POSITIVE BEHAVIORS INTERVENTIONS					
2100 - SUPPORT SERVICES - STUDENTS					
0610 - SUPPLIES (GEN)	$0.00	$273.87	$273.87	$0.00	($273.87)
5673 - POSITIVE BEHAVIORS INTERVENTIONS Total:	$0.00	$273.87	$273.87	$0.00	($273.87)
5678 - TEACHER & STUDENT SUCESS ACT					
1000 - INSTRUCTION					
0610 - SUPPLIES (GEN)	$0.00	$1,982.52	$1,982.52	$0.00	($1,982.52)
5678 - TEACHER & STUDENT SUCESS ACT Total:	$0.00	$1,982.52	$1,982.52	$0.00	($1,982.52)
224 - PES Total:	$64,953.30	$58,802.32	$58,802.32	$1,672.40	$4,478.58
304 - Panguitch Middle					
0050 - CLASSROOM-GENERAL					
1000 - INSTRUCTION					
0220 - FICA	$0.00	$42.88	$42.88	$0.00	($42.88)
0241 - PEHP Opt-Out	$0.00	$565.00	$565.00	$0.00	($565.00)
0530 - CELL PHONE	$0.00	$57.12	$57.12	$0.00	($57.12)
0610 - SUPPLIES (GEN)	$0.00	$7,867.40	$7,867.40	$160.08	($8,027.48)
0650 - SUPPLIES TECHNOLOGY RELATED	$0.00	$1,008.74	$1,008.74	$0.00	($1,008.74)
2600 - OPERATION & MAINTENANCE OF PLANT SERVICES					
0411 - WATER/SEWAGE	$0.00	$1,237.40	$1,237.40	$0.00	($1,237.40)
0430 - REPAIR/MAINT SERV	$0.00	$2,923.32	$2,923.32	$0.00	($2,923.32)
0530 - CELL PHONE	$0.00	$1,544.59	$1,544.59	$0.00	($1,544.59)
0621 - NATURAL GAS	$0.00	$4,238.39	$4,238.39	$0.00	($4,238.39)
0622 - ELECTRICITY	$0.00	$12,821.80	$12,821.80	$0.00	($12,821.80)
2610 - Custodial					
0182 - CUSTODIANS-REG	$0.00	$14,553.15	$14,553.15	$0.00	($14,553.15)

General Ledger - Element Summary Report

Fiscal Year: 2024-2025 From Date:7/1/2024 To Date:6/30/2025

Account Mask: ?????????????????? Account Type: EXPENDITURE

☐ Print accounts with zero balance ☐ Include Inactive Accounts ☐ Include PreEncumbrance

Fund / Location / Program / Function / Object	Adjusted Budget	Range To Date	Year To Date	Encumbrance	Budget Balance
0210 - STATE RETIREMENT	$0.00	$2,891.36	$2,891.36	$0.00	($2,891.36)
0220 - FICA	$0.00	$1,149.73	$1,149.73	$0.00	($1,149.73)
0240 - GROUP INSURANCE	$0.00	$1,979.74	$1,979.74	$0.00	($1,979.74)
0530 - CELL PHONE	$0.00	$600.00	$600.00	$0.00	($600.00)
0610 - SUPPLIES (GEN)	$0.00	$1,887.94	$1,887.94	$469.46	($2,357.40)
2620 - Maintenance					
0610 - SUPPLIES (GEN)	$0.00	$464.78	$464.78	$0.00	($464.78)
0050 - CLASSROOM-GENERAL Total:	$0.00	$55,833.34	$55,833.34	$629.54	($56,462.88)
0400 - Administration					
2400 - SUPPORT SERVICES - SCHOOL ADMINISTRATION					
0121 - PRINCIPALS	$0.00	$48,653.73	$48,653.73	$7,485.21	($56,138.94)
0152 - SECRETARIAL	$0.00	$4,100.08	$4,100.08	$0.00	($4,100.08)
0198 - Other Classified Personnel	$0.00	$795.46	$795.46	$0.00	($795.46)
0210 - STATE RETIREMENT	$0.00	$12,091.89	$12,091.89	$1,735.82	($13,827.71)
0220 - FICA	$0.00	$3,946.60	$3,946.60	$550.38	($4,496.98)
0240 - GROUP INSURANCE	$0.00	$10,980.05	$10,980.05	$1,536.46	($12,516.51)
2500 - SUPPORT SERVICES - CENTRAL SERVICES					
0340 - OTHER PROF SERV	$0.00	$158.45	$158.45	$0.00	($158.45)
0400 - Administration Total:	$0.00	$80,726.26	$80,726.26	$11,307.87	($92,034.13)
1205 - SPECIAL EDUCATION -- ADD ON					
1000 - INSTRUCTION					
0131 - TEACHERS	$0.00	$64,784.40	$64,784.40	$8,737.80	($73,522.20)
0140 - Other Licensed Salaries	$0.00	$350.00	$350.00	$0.00	($350.00)
0161 - STAFF ASSISTANT	$0.00	$35,257.34	$35,257.34	$0.00	($35,257.34)
0198 - Other Classified Personnel	$0.00	$525.00	$525.00	$0.00	($525.00)
0210 - STATE RETIREMENT	$0.00	$15,104.69	$15,104.69	$2,026.30	($17,130.99)
0220 - FICA	$0.00	$7,624.28	$7,624.28	$654.42	($8,278.70)
0240 - GROUP INSURANCE	$0.00	$6,964.56	$6,964.56	$984.92	($7,949.48)
1205 - SPECIAL EDUCATION -- ADD ON Total:	$0.00	$130,610.27	$130,610.27	$12,403.44	($143,013.71)
1210 - SPECIAL EDUCATION -- SELF-CONTAINED					
1000 - INSTRUCTION					
0131 - TEACHERS	$0.00	$6,686.54	$6,686.54	$955.22	($7,641.76)
0210 - STATE RETIREMENT	$0.00	$1,550.61	$1,550.61	$221.52	($1,772.13)
0220 - FICA	$0.00	$501.03	$501.03	$71.54	($572.57)
0240 - GROUP INSURANCE	$0.00	$761.40	$761.40	$107.67	($869.07)

General Ledger - Element Summary Report

Fiscal Year: 2024-2025 From Date:7/1/2024 To Date:6/30/2025

Account Mask: ?????????????????? Account Type: EXPENDITURE

☐ Print accounts with zero balance ☐ Include Inactive Accounts ☐ Include PreEncumbrance

Fund / Location / Program / Function / Object	Adjusted Budget	Range To Date	Year To Date	Encumbrance	Budget Balance
1210 - SPECIAL EDUCATION -- SELF-CONTAINED Total:	$0.00	$9,499.58	$9,499.58	$1,355.95	($10,855.53)
1220 - EXTENDED YEAR PROG FOR SEVERE DISAB					
1000 - INSTRUCTION					
0131 - TEACHERS	$0.00	$774.20	$774.20	$110.60	($884.80)
0210 - STATE RETIREMENT	$0.00	$179.48	$179.48	$25.64	($205.12)
0220 - FICA	$0.00	$58.01	$58.01	$8.28	($66.29)
0240 - GROUP INSURANCE	$0.00	$88.11	$88.11	$12.46	($100.57)
1220 - EXTENDED YEAR PROG FOR SEVERE DISAB Total:	$0.00	$1,099.80	$1,099.80	$156.98	($1,256.78)
1225 - SPECIAL EDUCATION -- INST/IMPACT AI					
1000 - INSTRUCTION					
0131 - TEACHERS	$0.00	$1,759.66	$1,759.66	$251.38	($2,011.04)
0210 - STATE RETIREMENT	$0.00	$408.11	$408.11	$58.30	($466.41)
0220 - FICA	$0.00	$131.80	$131.80	$18.82	($150.62)
0240 - GROUP INSURANCE	$0.00	$200.40	$200.40	$28.34	($228.74)
1225 - SPECIAL EDUCATION -- INST/IMPACT AI Total:	$0.00	$2,499.97	$2,499.97	$356.84	($2,856.81)
1278 - Extended Yr - SpEd Educators					
1000 - INSTRUCTION					
0190 - Other Salaries	$0.00	$1,000.00	$1,000.00	$0.00	($1,000.00)
0210 - STATE RETIREMENT	$0.00	$231.91	$231.91	$0.00	($231.91)
0220 - FICA	$0.00	$75.12	$75.12	$0.00	($75.12)
1278 - Extended Yr - SpEd Educators Total:	$0.00	$1,307.03	$1,307.03	$0.00	($1,307.03)
5220 - NESS - NECESSARILY EXIST. SCHOOL					
1000 - INSTRUCTION					
0131 - TEACHERS	$0.00	$297,097.50	$297,097.50	$40,636.06	($337,733.56)
0132 - SUB TEACHERS	$0.00	$4,494.45	$4,494.45	$0.00	($4,494.45)
0140 - Other Licensed Salaries	$0.00	$1,404.90	$1,404.90	$0.00	($1,404.90)
0210 - STATE RETIREMENT	$0.00	$64,333.07	$64,333.07	$8,785.64	($73,118.71)
0220 - FICA	$0.00	$23,541.61	$23,541.61	$3,116.93	($26,658.54)
0240 - GROUP INSURANCE	$0.00	$51,240.40	$51,240.40	$7,286.54	($58,526.94)
0241 - PEHP Opt-Out	$0.00	$7,910.00	$7,910.00	$1,130.00	($9,040.00)
2400 - SUPPORT SERVICES - SCHOOL ADMINISTRATION					
0121 - PRINCIPALS	$0.00	$3,742.59	$3,742.59	$0.00	($3,742.59)
0152 - SECRETARIAL	$0.00	$19,762.90	$19,762.90	$0.00	($19,762.90)
0198 - Other Classified Personnel	$0.00	$2,382.90	$2,382.90	$0.00	($2,382.90)
0210 - STATE RETIREMENT	$0.00	$4,794.43	$4,794.43	$0.00	($4,794.43)

General Ledger - Element Summary Report

Fiscal Year: 2024-2025 From Date:7/1/2024 To Date:6/30/2025

Account Mask: ?????????????????? Account Type: EXPENDITURE

☐ Print accounts with zero balance ☐ Include Inactive Accounts ☐ Include PreEncumbrance

Fund / Location / Program / Function / Object	Adjusted Budget	Range To Date	Year To Date	Encumbrance	Budget Balance
0220 - FICA	$0.00	$1,954.73	$1,954.73	$0.00	($1,954.73)
0240 - GROUP INSURANCE	$0.00	$3,806.37	$3,806.37	$0.00	($3,806.37)
2610 - Custodial					
0182 - CUSTODIANS-REG	$0.00	$47,100.80	$47,100.80	$0.00	($47,100.80)
0198 - Other Classified Personnel	$0.00	$352.45	$352.45	$0.00	($352.45)
0210 - STATE RETIREMENT	$0.00	$9,262.85	$9,262.85	$0.00	($9,262.85)
0220 - FICA	$0.00	$3,601.34	$3,601.34	$0.00	($3,601.34)
0240 - GROUP INSURANCE	$0.00	$5,892.35	$5,892.35	$0.00	($5,892.35)
5220 - NESS - NECESSARILY EXIST. SCHOOL Total:	$0.00	$552,675.64	$552,675.64	$60,955.17	($613,630.81)
5420 - TRUSTLANDS					
1000 - INSTRUCTION					
0131 - TEACHERS	$0.00	$13,063.58	$13,063.58	$1,867.14	($14,930.72)
0161 - STAFF ASSISTANT	$48,000.00	$0.00	$0.00	$0.00	$48,000.00
0210 - STATE RETIREMENT	$0.00	$2,549.99	$2,549.99	$364.46	($2,914.45)
0220 - FICA	$0.00	$998.73	$998.73	$142.74	($1,141.47)
5420 - TRUSTLANDS Total:	$48,000.00	$16,612.30	$16,612.30	$2,374.34	$29,013.36
5651 - EDUCATOR PAID PROFESSIONAL HOURS					
1000 - INSTRUCTION					
0131 - TEACHERS	$0.00	$4,633.78	$4,633.78	$0.00	($4,633.78)
0210 - STATE RETIREMENT	$0.00	$1,004.49	$1,004.49	$0.00	($1,004.49)
0220 - FICA	$0.00	$345.82	$345.82	$0.00	($345.82)
5651 - EDUCATOR PAID PROFESSIONAL HOURS Total:	$0.00	$5,984.09	$5,984.09	$0.00	($5,984.09)
5678 - TEACHER & STUDENT SUCESS ACT					
1000 - INSTRUCTION					
0131 - TEACHERS	$0.00	$10,909.57	$10,909.57	$1,564.23	($12,473.80)
0190 - Other Salaries	$0.00	$21,705.65	$21,705.65	$2,906.73	($24,612.38)
0210 - STATE RETIREMENT	$0.00	$7,282.50	$7,282.50	$1,000.15	($8,282.65)
0220 - FICA	$0.00	$2,432.37	$2,432.37	$333.11	($2,765.48)
0240 - GROUP INSURANCE	$0.00	$5,237.62	$5,237.62	$756.64	($5,994.26)
5678 - TEACHER & STUDENT SUCESS ACT Total:	$0.00	$47,567.71	$47,567.71	$6,560.86	($54,128.57)
5807 - TSSP					
1000 - INSTRUCTION					
0190 - Other Salaries	$0.00	$8,257.40	$8,257.40	$0.00	($8,257.40)
0210 - STATE RETIREMENT	$0.00	$1,812.63	$1,812.63	$0.00	($1,812.63)
0220 - FICA	$0.00	$631.70	$631.70	$0.00	($631.70)

General Ledger - Element Summary Report

Fiscal Year: 2024-2025 From Date:7/1/2024 To Date:6/30/2025

Account Mask: ?????????????????? Account Type: EXPENDITURE

☐ Print accounts with zero balance ☐ Include Inactive Accounts ☐ Include PreEncumbrance

Fund / Location / Program / Function / Object	Adjusted Budget	Range To Date	Year To Date	Encumbrance	Budget Balance
5807 - TSSP Total:	$0.00	$10,701.73	$10,701.73	$0.00	($10,701.73)
5868 - Teacher Materials and Supplies					
1000 - INSTRUCTION					
0610 - SUPPLIES (GEN)	$0.00	$2,366.06	$2,366.06	$0.00	($2,366.06)
5868 - Teacher Materials and Supplies Total:	$0.00	$2,366.06	$2,366.06	$0.00	($2,366.06)
5876 - Educator Salary Adjustment					
1000 - INSTRUCTION					
0131 - TEACHERS	$0.00	$46,396.76	$46,396.76	$6,703.96	($53,100.72)
0210 - STATE RETIREMENT	$0.00	$9,819.14	$9,819.14	$1,417.54	($11,236.68)
0220 - FICA	$0.00	$3,458.05	$3,458.05	$498.60	($3,956.65)
0240 - GROUP INSURANCE	$0.00	$8,115.36	$8,115.36	$1,248.51	($9,363.87)
5876 - Educator Salary Adjustment Total:	$0.00	$67,789.31	$67,789.31	$9,868.61	($77,657.92)
5901 - College & Career Awareness					
1000 - INSTRUCTION					
0131 - TEACHERS	$0.00	$5,611.52	$5,611.52	$863.31	($6,474.83)
0210 - STATE RETIREMENT	$0.00	$1,095.38	$1,095.38	$168.52	($1,263.90)
0220 - FICA	$0.00	$374.17	$374.17	$57.27	($431.44)
0240 - GROUP INSURANCE	$0.00	$2,716.74	$2,716.74	$417.96	($3,134.70)
5901 - College & Career Awareness Total:	$0.00	$9,797.81	$9,797.81	$1,507.06	($11,304.87)
5914 - School Safety and Support					
2620 - Maintenance					
0430 - REPAIR/MAINT SERV	$0.00	$1,320.41	$1,320.41	$0.00	($1,320.41)
5914 - School Safety and Support Total:	$0.00	$1,320.41	$1,320.41	$0.00	($1,320.41)
7524 - IDEA-B - HANDICAPPED					
1000 - INSTRUCTION					
0161 - STAFF ASSISTANT	$0.00	$15,017.88	$15,017.88	$0.00	($15,017.88)
0198 - Other Classified Personnel	$0.00	$125.00	$125.00	$0.00	($125.00)
0220 - FICA	$0.00	$1,158.43	$1,158.43	$0.00	($1,158.43)
7524 - IDEA-B - HANDICAPPED Total:	$0.00	$16,301.31	$16,301.31	$0.00	($16,301.31)
7860 - TITLE IIA					
2212 - INSTRUCTION AND CURRICULUM DEVELOPMENT SERVICES					
0190 - Other Salaries	$0.00	$1,626.31	$1,626.31	$0.00	($1,626.31)
0210 - STATE RETIREMENT	$0.00	$328.60	$328.60	$0.00	($328.60)
0220 - FICA	$0.00	$124.41	$124.41	$0.00	($124.41)

General Ledger - Element Summary Report

Fiscal Year: 2024-2025 From Date:7/1/2024 To Date:6/30/2025

Account Mask: ?????????????????? Account Type: EXPENDITURE

☐ Print accounts with zero balance ☐ Include Inactive Accounts ☐ Include PreEncumbrance

Fund / Location / Program / Function / Object	Adjusted Budget	Range To Date	Year To Date	Encumbrance	Budget Balance
7860 - TITLE IIA Total:	$0.00	$2,079.32	$2,079.32	$0.00	($2,079.32)
304 - Panguitch Middle Total:	$48,000.00	$1,014,771.94	$1,014,771.94	$107,476.66	($1,074,248.60)
404 - PMS					
0050 - CLASSROOM-GENERAL					
0000 - Undesignated					
0600 - Supplies & Materials	$19,400.00	$0.00	$0.00	$0.00	$19,400.00
1000 - INSTRUCTION					
0610 - SUPPLIES (GEN)	$0.00	$5,326.22	$5,326.22	$716.37	($6,042.59)
0050 - CLASSROOM-GENERAL Total:	$19,400.00	$5,326.22	$5,326.22	$716.37	$13,357.41
5420 - TRUSTLANDS					
1000 - INSTRUCTION					
0518 - Student Day Travel & Admission	$5,000.00	$0.00	$0.00	$0.00	$5,000.00
0580 - TRAVEL	$5,000.00	$933.43	$933.43	$0.00	$4,066.57
0610 - SUPPLIES (GEN)	$20,000.00	$3,191.32	$3,191.32	$0.00	$16,808.68
0650 - SUPPLIES TECHNOLOGY RELATED	$5,000.00	$0.00	$0.00	$0.00	$5,000.00
0670 - SOFTWARE	$17,000.00	$0.00	$0.00	$0.00	$17,000.00
0730 - EQUIPMENT	$20,000.00	$0.00	$0.00	$0.00	$20,000.00
5420 - TRUSTLANDS Total:	$72,000.00	$4,124.75	$4,124.75	$0.00	$67,875.25
404 - PMS Total:	$91,400.00	$9,450.97	$9,450.97	$716.37	$81,232.66
500 - District Office					
0050 - CLASSROOM-GENERAL					
1000 - INSTRUCTION					
0190 - Other Salaries	$0.00	$11,400.00	$11,400.00	$0.00	($11,400.00)
0220 - FICA	$0.00	$869.99	$869.99	$0.00	($869.99)
0240 - GROUP INSURANCE	$0.00	$37,818.00	$37,818.00	$0.00	($37,818.00)
0270 - INDUSTRIAL INS	$0.00	$34,532.00	$34,532.00	$0.00	($34,532.00)
0320 - PROF/EDUC SRVS	$0.00	($3,888.00)	($3,888.00)	$0.00	$3,888.00
0340 - OTHER PROF SERV	$0.00	$1,531.48	$1,531.48	$0.00	($1,531.48)
0610 - SUPPLIES (GEN)	$0.00	$14,277.71	$14,277.71	$6,353.25	($20,630.96)
0640 - Books	$0.00	$10,076.40	$10,076.40	$0.00	($10,076.40)
0650 - SUPPLIES TECHNOLOGY RELATED	$0.00	$4,757.67	$4,757.67	$0.00	($4,757.67)
0670 - SOFTWARE	$0.00	$65,299.16	$65,299.16	$0.00	($65,299.16)
0734 - TECH HARDWARD	$0.00	$169.97	$169.97	$0.00	($169.97)
2213 - Instructional Staff Training					
0580 - TRAVEL	$0.00	$39,630.81	$39,630.81	$0.00	($39,630.81)

General Ledger - Element Summary Report

Fiscal Year: 2024-2025 From Date:7/1/2024 To Date:6/30/2025

Account Mask: ?????????????????? Account Type: EXPENDITURE

☐ Print accounts with zero balance ☐ Include Inactive Accounts ☐ Include PreEncumbrance

Fund / Location / Program / Function / Object	Adjusted Budget	Range To Date	Year To Date	Encumbrance	Budget Balance
0610 - SUPPLIES (GEN)	$0.00	$81.83	$81.83	$0.00	($81.83)
2400 - SUPPORT SERVICES - SCHOOL ADMINISTRATION					
0610 - SUPPLIES (GEN)	$0.00	$96.37	$96.37	$0.00	($96.37)
2500 - SUPPORT SERVICES - CENTRAL SERVICES					
0310 - OFFICIAL/ADMIN SERV	$0.00	$4,177.50	$4,177.50	$0.00	($4,177.50)
2600 - OPERATION & MAINTENANCE OF PLANT SERVICES					
0220 - FICA	$0.00	$133.49	$133.49	$0.00	($133.49)
0340 - OTHER PROF SERV	$0.00	$1,260.00	$1,260.00	$0.00	($1,260.00)
0411 - WATER/SEWAGE	$0.00	$1,532.80	$1,532.80	$0.00	($1,532.80)
0412 - DISPOSAL	$0.00	$1,360.00	$1,360.00	$0.00	($1,360.00)
0430 - REPAIR/MAINT SERV	$0.00	$2,445.50	$2,445.50	$0.00	($2,445.50)
0521 - PROPERTY INS	$0.00	$47,700.00	$47,700.00	$0.00	($47,700.00)
0530 - CELL PHONE	$0.00	$32,910.08	$32,910.08	$0.00	($32,910.08)
0621 - NATURAL GAS	$0.00	$3,840.82	$3,840.82	$0.00	($3,840.82)
0622 - ELECTRICITY	$0.00	$7,094.37	$7,094.37	$0.00	($7,094.37)
2620 - Maintenance					
0580 - TRAVEL	$0.00	$350.00	$350.00	$0.00	($350.00)
0670 - SOFTWARE	$0.00	$3,522.12	$3,522.12	$0.00	($3,522.12)
6000 - OTHER USES					
0890 - MISC EXP	$0.00	$25,000.00	$25,000.00	$0.00	($25,000.00)
0050 - CLASSROOM-GENERAL Total:	$0.00	$347,980.07	$347,980.07	$6,353.25	($354,333.32)
0230 - SPORTS					
1000 - INSTRUCTION					
0730 - EQUIPMENT	$0.00	$11,194.88	$11,194.88	$0.00	($11,194.88)
2710 - Vehicle Operation Services					
0172 - BUS DRIVERS	$0.00	$86,830.58	$86,830.58	$0.00	($86,830.58)
0210 - STATE RETIREMENT	$0.00	$921.13	$921.13	$0.00	($921.13)
0220 - FICA	$0.00	$6,849.26	$6,849.26	$0.00	($6,849.26)
0240 - GROUP INSURANCE	$0.00	$488.55	$488.55	$0.00	($488.55)
0230 - SPORTS Total:	$0.00	$106,284.40	$106,284.40	$0.00	($106,284.40)
0400 - Administration					
2130 - HEALTH SERVICES					
0143 - HEALTH SERVICES	$0.00	$24,300.00	$24,300.00	$0.00	($24,300.00)
0198 - Other Classified Personnel	$0.00	$200.00	$200.00	$0.00	($200.00)
0220 - FICA	$0.00	$1,920.22	$1,920.22	$0.00	($1,920.22)

General Ledger - Element Summary Report

Fiscal Year: 2024-2025 From Date:7/1/2024 To Date:6/30/2025

Account Mask: ?????????????????? Account Type: EXPENDITURE

☐ Print accounts with zero balance ☐ Include Inactive Accounts ☐ Include PreEncumbrance

Fund / Location / Program / Function / Object	Adjusted Budget	Range To Date	Year To Date	Encumbrance	Budget Balance
0530 - CELL PHONE	$0.00	$600.00	$600.00	$0.00	($600.00)
0610 - SUPPLIES (GEN)	$0.00	$3,031.52	$3,031.52	$0.00	($3,031.52)
0810 - DUES AND FEES	$0.00	$248.00	$248.00	$0.00	($248.00)
2213 - Instructional Staff Training					
0610 - SUPPLIES (GEN)	$0.00	$2,636.25	$2,636.25	$0.00	($2,636.25)
0640 - Books	$0.00	$4,986.56	$4,986.56	$0.00	($4,986.56)
2300 - SUPPORT SERVICES - GENERAL DISTRICT ADMINISTRATION					
0220 - FICA	$0.00	$88.47	$88.47	$0.00	($88.47)
0440 - REPAIRS/MAINT	$0.00	$1,512.99	$1,512.99	$0.00	($1,512.99)
0522 - LIABILITY INS	$0.00	$39,462.84	$39,462.84	$0.00	($39,462.84)
0530 - CELL PHONE	$0.00	$650.00	$650.00	$0.00	($650.00)
0540 - ADVERTISING	$0.00	$4,032.80	$4,032.80	$0.00	($4,032.80)
0580 - TRAVEL	$0.00	$250.00	$250.00	$0.00	($250.00)
0610 - SUPPLIES (GEN)	$0.00	$47,842.14	$47,842.14	$0.00	($47,842.14)
0670 - SOFTWARE	$0.00	$1,370.00	$1,370.00	$0.00	($1,370.00)
0810 - DUES AND FEES	$0.00	$7,533.00	$7,533.00	$0.00	($7,533.00)
0890 - MISC EXP	$0.00	$5,767.18	$5,767.18	$0.00	($5,767.18)
2310 - BOARD OF EDUCATION SERVICES					
0111 - SCHOOL BOARD	$0.00	$15,000.00	$15,000.00	$0.00	($15,000.00)
0220 - FICA	$0.00	$1,281.40	$1,281.40	$0.00	($1,281.40)
0240 - GROUP INSURANCE	$0.00	$81,850.00	$81,850.00	$0.00	($81,850.00)
0242 - GRP Ins - Life	$0.00	$2,260.00	$2,260.00	$0.00	($2,260.00)
0580 - TRAVEL	$0.00	$6,495.67	$6,495.67	$0.00	($6,495.67)
0610 - SUPPLIES (GEN)	$0.00	$3,327.44	$3,327.44	$9.00	($3,336.44)
2316 - INDEPENDENT AUDIT SERVICES					
0340 - OTHER PROF SERV	$0.00	$33,700.00	$33,700.00	$0.00	($33,700.00)
2317 - LEGAL SERVICES					
0349 - Legal Services	$0.00	$2,450.70	$2,450.70	$0.00	($2,450.70)
2320 - DISTRICT EXECUTIVE ADMINISTRATION SERVICES					
0112 - ADMIN PERSONNEL	$0.00	$169,144.36	$169,144.36	$0.00	($169,144.36)
0210 - STATE RETIREMENT	$0.00	$41,964.32	$41,964.32	$0.00	($41,964.32)
0220 - FICA	$0.00	$12,506.66	$12,506.66	$0.00	($12,506.66)
0240 - GROUP INSURANCE	$0.00	$24,456.00	$24,456.00	$0.00	($24,456.00)
0580 - TRAVEL	$0.00	$4,601.85	$4,601.85	$0.00	($4,601.85)
0650 - SUPPLIES TECHNOLOGY RELATED	$0.00	($487.00)	($487.00)	$0.00	$487.00

General Ledger - Element Summary Report

Fiscal Year: 2024-2025 From Date:7/1/2024 To Date:6/30/2025

Account Mask: ?????????????????? Account Type: EXPENDITURE

☐ Print accounts with zero balance ☐ Include Inactive Accounts ☐ Include PreEncumbrance

Fund / Location / Program / Function / Object	Adjusted Budget	Range To Date	Year To Date	Encumbrance	Budget Balance
2321 - OFFICE OF THE SUPERINTENDENT					
0610 - SUPPLIES (GEN)	$0.00	$2,700.09	$2,700.09	$0.00	($2,700.09)
2500 - SUPPORT SERVICES - CENTRAL SERVICES					
0151 - ACCOUNTING	$0.00	$239,427.66	$239,427.66	$0.00	($239,427.66)
0198 - Other Classified Personnel	$0.00	$1,054.90	$1,054.90	$0.00	($1,054.90)
0210 - STATE RETIREMENT	$0.00	$50,040.13	$50,040.13	$0.00	($50,040.13)
0220 - FICA	$0.00	$18,846.69	$18,846.69	$0.00	($18,846.69)
0240 - GROUP INSURANCE	$0.00	$39,320.00	$39,320.00	$0.00	($39,320.00)
0241 - PEHP Opt-Out	$0.00	$6,780.00	$6,780.00	$0.00	($6,780.00)
0290 - Life, AD&D, LTD	$0.00	$9,800.39	$9,800.39	$0.00	($9,800.39)
0340 - OTHER PROF SERV	$0.00	$36,559.97	$36,559.97	$0.00	($36,559.97)
0540 - ADVERTISING	$0.00	$100.00	$100.00	$0.00	($100.00)
0580 - TRAVEL	$0.00	$1,172.26	$1,172.26	$3,597.00	($4,769.26)
0610 - SUPPLIES (GEN)	$0.00	$10,199.83	$10,199.83	$8.22	($10,208.05)
0670 - SOFTWARE	$0.00	$65,924.56	$65,924.56	$840.00	($66,764.56)
0810 - DUES AND FEES	$0.00	$5,304.85	$5,304.85	$0.00	($5,304.85)
0890 - MISC EXP	$0.00	$2,250.00	$2,250.00	$0.00	($2,250.00)
2510 - FISCAL SERVICES					
0114 - BUSINESS ADMINISTRATOR	$0.00	$130,189.19	$130,189.19	$0.00	($130,189.19)
0210 - STATE RETIREMENT	$0.00	$25,517.66	$25,517.66	$0.00	($25,517.66)
0220 - FICA	$0.00	$9,422.10	$9,422.10	$0.00	($9,422.10)
0240 - GROUP INSURANCE	$0.00	$24,456.00	$24,456.00	$0.00	($24,456.00)
2580 - ADMINISTRATIVE TECHNOLOGY SERVICES					
0115 - DIRECTORS	$0.00	$53,331.12	$53,331.12	$0.00	($53,331.12)
0184 - Technology	$0.00	$17,627.64	$17,627.64	$0.00	($17,627.64)
0198 - Other Classified Personnel	$0.00	$352.45	$352.45	$0.00	($352.45)
0210 - STATE RETIREMENT	$0.00	$13,978.94	$13,978.94	$0.00	($13,978.94)
0220 - FICA	$0.00	$5,385.49	$5,385.49	$0.00	($5,385.49)
0240 - GROUP INSURANCE	$0.00	$24,119.89	$24,119.89	$0.00	($24,119.89)
0350 - Purchased Services	$0.00	$4,785.62	$4,785.62	$0.00	($4,785.62)
0530 - CELL PHONE	$0.00	$600.00	$600.00	$0.00	($600.00)
0580 - TRAVEL	$0.00	$1,505.62	$1,505.62	$0.00	($1,505.62)
0610 - SUPPLIES (GEN)	$0.00	$11,229.03	$11,229.03	$0.00	($11,229.03)
0650 - SUPPLIES TECHNOLOGY RELATED	$0.00	$1,122.35	$1,122.35	$0.00	($1,122.35)
0670 - SOFTWARE	$0.00	$25,658.39	$25,658.39	$0.00	($25,658.39)

General Ledger - Element Summary Report

Fiscal Year: 2024-2025 From Date:7/1/2024 To Date:6/30/2025

Account Mask: ?????????????????? Account Type: EXPENDITURE

☐ Print accounts with zero balance ☐ Include Inactive Accounts ☐ Include PreEncumbrance

Fund / Location / Program / Function / Object	Adjusted Budget	Range To Date	Year To Date	Encumbrance	Budget Balance
0734 - TECH HARDWARD	$0.00	$20,414.37	$20,414.37	$0.00	($20,414.37)
2590 - OTHER SUPPORT SERVICES					
0340 - OTHER PROF SERV	$0.00	$6,375.00	$6,375.00	$0.00	($6,375.00)
2600 - OPERATION & MAINTENANCE OF PLANT SERVICES					
0181 - SUPERVISOR	$0.00	$230,079.80	$230,079.80	$0.00	($230,079.80)
0198 - Other Classified Personnel	$0.00	$1,050.00	$1,050.00	$0.00	($1,050.00)
0210 - STATE RETIREMENT	$0.00	$53,781.91	$53,781.91	$0.00	($53,781.91)
0220 - FICA	$0.00	$18,225.48	$18,225.48	$0.00	($18,225.48)
0240 - GROUP INSURANCE	$0.00	$50,952.00	$50,952.00	$0.00	($50,952.00)
0242 - GRP Ins - Life	$0.00	$13,560.00	$13,560.00	$0.00	($13,560.00)
0580 - TRAVEL	$0.00	$961.58	$961.58	$0.00	($961.58)
0610 - SUPPLIES (GEN)	$0.00	$34.92	$34.92	$0.00	($34.92)
2610 - Custodial					
0610 - SUPPLIES (GEN)	$0.00	$2,373.95	$2,373.95	$257.35	($2,631.30)
2620 - Maintenance					
0610 - SUPPLIES (GEN)	$0.00	$3,947.37	$3,947.37	$0.00	($3,947.37)
2650 - VEHICLE SERVICING AND MAINTENANCE SERVICES					
0430 - REPAIR/MAINT SERV	$0.00	$4,104.00	$4,104.00	$0.00	($4,104.00)
0521 - PROPERTY INS	$0.00	$14,750.00	$14,750.00	$0.00	($14,750.00)
0400 - Administration Total:	$0.00	$1,804,356.57	$1,804,356.57	$4,711.57	($1,809,068.14)
0500 - UNIQUE LOCAL REGULAR PROGRAMS					
2570 - PERSONNEL SERVICES					
0190 - Other Salaries	$0.00	$0.08	$0.08	$0.00	($0.08)
0210 - STATE RETIREMENT	$0.00	$1.96	$1.96	$0.00	($1.96)
0220 - FICA	$0.00	$0.77	$0.77	$0.00	($0.77)
0290 - Life, AD&D, LTD	$0.00	$10.00	$10.00	$0.00	($10.00)
3390 - OTHER COMMUNITY SERVICES					
0630 - FOOD	$0.00	$1,368.67	$1,368.67	$0.00	($1,368.67)
0500 - UNIQUE LOCAL REGULAR PROGRAMS Total:	$0.00	$1,381.48	$1,381.48	$0.00	($1,381.48)
1205 - SPECIAL EDUCATION -- ADD ON					
1000 - INSTRUCTION					
0220 - FICA	$0.00	$50.05	$50.05	$7.70	($57.75)
0530 - CELL PHONE	$0.00	$650.00	$650.00	$100.00	($750.00)
0580 - TRAVEL	$0.00	$189.00	$189.00	$0.00	($189.00)
0610 - SUPPLIES (GEN)	$0.00	$4,633.59	$4,633.59	$0.00	($4,633.59)

General Ledger - Element Summary Report

Fiscal Year: 2024-2025 From Date:7/1/2024 To Date:6/30/2025

Account Mask: ?????????????????? Account Type: EXPENDITURE

☐ Print accounts with zero balance ☐ Include Inactive Accounts ☐ Include PreEncumbrance

Fund / Location / Program / Function / Object	Adjusted Budget	Range To Date	Year To Date	Encumbrance	Budget Balance
0736 - SOFTWARE	$0.00	$3,114.59	$3,114.59	$0.00	($3,114.59)
2100 - SUPPORT SERVICES - STUDENTS					
0131 - TEACHERS	$0.00	$9,300.00	$9,300.00	$0.00	($9,300.00)
0210 - STATE RETIREMENT	$0.00	$2,156.67	$2,156.67	$0.00	($2,156.67)
0220 - FICA	$0.00	$690.27	$690.27	$0.00	($690.27)
2500 - SUPPORT SERVICES - CENTRAL SERVICES					
0115 - DIRECTORS	$0.00	$45,937.07	$45,937.07	$5,997.54	($51,934.61)
0140 - Other Licensed Salaries	$0.00	$352.45	$352.45	$0.00	($352.45)
0210 - STATE RETIREMENT	$0.00	$9,035.76	$9,035.76	$1,170.72	($10,206.48)
0220 - FICA	$0.00	$3,539.56	$3,539.56	$458.56	($3,998.12)
1205 - SPECIAL EDUCATION -- ADD ON Total:	$0.00	$79,649.01	$79,649.01	$7,734.52	($87,383.53)
1215 - SPECIAL EDUCATION -- PRESCHOOL					
1000 - INSTRUCTION					
0131 - TEACHERS	$0.00	$13,929.19	$13,929.19	$1,879.74	($15,808.93)
0210 - STATE RETIREMENT	$0.00	$2,722.75	$2,722.75	$366.92	($3,089.67)
0220 - FICA	$0.00	$1,065.05	$1,065.05	$143.72	($1,208.77)
0610 - SUPPLIES (GEN)	$0.00	$165.00	$165.00	$0.00	($165.00)
1215 - SPECIAL EDUCATION -- PRESCHOOL Total:	$0.00	$17,881.99	$17,881.99	$2,390.38	($20,272.37)
1609 - ADULT HIGH SCHOOL					
1000 - INSTRUCTION					
0131 - TEACHERS	$0.00	$87,300.00	$87,300.00	$11,700.00	($99,000.00)
0140 - Other Licensed Salaries	$0.00	$350.00	$350.00	$0.00	($350.00)
0210 - STATE RETIREMENT	$0.00	$20,326.11	$20,326.11	$2,713.24	($23,039.35)
0220 - FICA	$0.00	$6,371.45	$6,371.45	$837.10	($7,208.55)
0240 - GROUP INSURANCE	$0.00	$23,183.16	$23,183.16	$3,311.88	($26,495.04)
0340 - OTHER PROF SERV	$0.00	$4,076.22	$4,076.22	$0.00	($4,076.22)
0530 - CELL PHONE	$0.00	$1,180.21	$1,180.21	$100.00	($1,280.21)
0580 - TRAVEL	$0.00	$1,683.68	$1,683.68	$0.00	($1,683.68)
0610 - SUPPLIES (GEN)	$0.00	$1,511.78	$1,511.78	$0.00	($1,511.78)
0641 - TEXTBOOKS	$0.00	$1,395.20	$1,395.20	$0.00	($1,395.20)
0670 - SOFTWARE	$0.00	$16,200.00	$16,200.00	$0.00	($16,200.00)
0735 - NON-BUS VEHICLES	$0.00	$0.00	$0.00	$18,362.84	($18,362.84)
0810 - DUES AND FEES	$0.00	$300.00	$300.00	$0.00	($300.00)
2400 - SUPPORT SERVICES - SCHOOL ADMINISTRATION					
0152 - SECRETARIAL	$0.00	$22,698.69	$22,698.69	$0.00	($22,698.69)

General Ledger - Element Summary Report

Fiscal Year: 2024-2025 From Date:7/1/2024 To Date:6/30/2025

Account Mask: ?????????????????? Account Type: EXPENDITURE

☐ Print accounts with zero balance ☐ Include Inactive Accounts ☐ Include PreEncumbrance

Fund / Location / Program / Function / Object	Adjusted Budget	Range To Date	Year To Date	Encumbrance	Budget Balance
0198 - Other Classified Personnel	$0.00	$200.00	$200.00	$0.00	($200.00)
0220 - FICA	$0.00	$1,751.75	$1,751.75	$0.00	($1,751.75)
2500 - SUPPORT SERVICES - CENTRAL SERVICES					
0580 - TRAVEL	$0.00	$50.00	$50.00	$0.00	($50.00)
1609 - ADULT HIGH SCHOOL Total:	$0.00	$188,578.25	$188,578.25	$37,025.06	($225,603.31)
5315 - PUPIL TRANSPORTATION					
2700 - STUDENT TRANSPORTATION SERVICES					
0152 - SECRETARIAL	$0.00	$2,469.79	$2,469.79	$0.00	($2,469.79)
0173 - MECHANICS	$0.00	$68,805.23	$68,805.23	$0.00	($68,805.23)
0198 - Other Classified Personnel	$0.00	$352.45	$352.45	$0.00	($352.45)
0210 - STATE RETIREMENT	$0.00	$13,573.23	$13,573.23	$0.00	($13,573.23)
0220 - FICA	$0.00	$5,417.76	$5,417.76	$0.00	($5,417.76)
0340 - OTHER PROF SERV	$0.00	$21,962.49	$21,962.49	$0.00	($21,962.49)
0430 - REPAIR/MAINT SERV	$0.00	$8,655.22	$8,655.22	$0.00	($8,655.22)
0514 - Student Allowance	$0.00	$16,703.70	$16,703.70	$0.00	($16,703.70)
0530 - CELL PHONE	$0.00	$600.00	$600.00	$0.00	($600.00)
0580 - TRAVEL	$0.00	$782.91	$782.91	$0.00	($782.91)
0610 - SUPPLIES (GEN)	$0.00	$1,451.99	$1,451.99	$0.00	($1,451.99)
0626 - MOTOR FUEL	$0.00	$92,749.30	$92,749.30	$0.00	($92,749.30)
0670 - SOFTWARE	$0.00	$3,158.10	$3,158.10	$0.00	($3,158.10)
0681 - LUBRICANTS	$0.00	$879.20	$879.20	$0.00	($879.20)
0682 - TIRES AND TUBES	$0.00	$11,955.52	$11,955.52	$0.00	($11,955.52)
0683 - REPAIR PARTS	$0.00	$31,765.70	$31,765.70	$0.00	($31,765.70)
2710 - Vehicle Operation Services					
0172 - BUS DRIVERS	$0.00	$109,621.43	$109,621.43	$0.00	($109,621.43)
0198 - Other Classified Personnel	$0.00	$1,775.00	$1,775.00	$0.00	($1,775.00)
0210 - STATE RETIREMENT	$0.00	$4,630.81	$4,630.81	$0.00	($4,630.81)
0220 - FICA	$0.00	$8,458.42	$8,458.42	$0.00	($8,458.42)
0240 - GROUP INSURANCE	$0.00	$5,189.27	$5,189.27	$0.00	($5,189.27)
2790 - OTHER STUDENT TRANSPORTATION SERVICES					
0172 - BUS DRIVERS	$0.00	$8,572.52	$8,572.52	$0.00	($8,572.52)
0210 - STATE RETIREMENT	$0.00	$233.41	$233.41	$0.00	($233.41)
0220 - FICA	$0.00	$667.55	$667.55	$0.00	($667.55)
0240 - GROUP INSURANCE	$0.00	$170.89	$170.89	$0.00	($170.89)
5315 - PUPIL TRANSPORTATION Total:	$0.00	$420,601.89	$420,601.89	$0.00	($420,601.89)

General Ledger - Element Summary Report

Fiscal Year: 2024-2025 From Date:7/1/2024 To Date:6/30/2025

Account Mask: ????????????????? Account Type: EXPENDITURE

☐ Print accounts with zero balance ☐ Include Inactive Accounts ☐ Include PreEncumbrance

Fund / Location / Program / Function / Object	Adjusted Budget	Range To Date	Year To Date	Encumbrance	Budget Balance
5321 - DISCRETIONARY					
2510 - FISCAL SERVICES					
0345 - Business Services	$0.00	$52,500.00	$52,500.00	$7,680.00	($60,180.00)
5321 - DISCRETIONARY Total:	$0.00	$52,500.00	$52,500.00	$7,680.00	($60,180.00)
5344 - STUDENTS AT-RISK (EARS)					
1000 - INSTRUCTION					
0640 - Books	$0.00	$20,570.00	$20,570.00	$0.00	($20,570.00)
5344 - STUDENTS AT-RISK (EARS) Total:	$0.00	$20,570.00	$20,570.00	$0.00	($20,570.00)
5608 - GANG PREVENTION					
1000 - INSTRUCTION					
0610 - SUPPLIES (GEN)	$0.00	$73.52	$73.52	$0.00	($73.52)
5608 - GANG PREVENTION Total:	$0.00	$73.52	$73.52	$0.00	($73.52)
5613 - CORRECTIONS EDUCATION					
1000 - INSTRUCTION					
0131 - TEACHERS	$0.00	$23,100.00	$23,100.00	$3,300.00	($26,400.00)
0210 - STATE RETIREMENT	$0.00	$5,356.82	$5,356.82	$765.26	($6,122.08)
0220 - FICA	$0.00	$1,658.88	$1,658.88	$234.12	($1,893.00)
0240 - GROUP INSURANCE	$0.00	$6,538.84	$6,538.84	$934.12	($7,472.96)
5613 - CORRECTIONS EDUCATION Total:	$0.00	$36,654.54	$36,654.54	$5,233.50	($41,888.04)
5618 - State Professional Dev					
1000 - INSTRUCTION					
0670 - SOFTWARE	$0.00	$47,950.00	$47,950.00	$0.00	($47,950.00)
5618 - State Professional Dev Total:	$0.00	$47,950.00	$47,950.00	$0.00	($47,950.00)
5651 - EDUCATOR PAID PROFESSIONAL HOURS					
1000 - INSTRUCTION					
0131 - TEACHERS	$0.00	$1,167.81	$1,167.81	$0.00	($1,167.81)
0210 - STATE RETIREMENT	$0.00	$227.95	$227.95	$0.00	($227.95)
0220 - FICA	$0.00	$87.96	$87.96	$0.00	($87.96)
5651 - EDUCATOR PAID PROFESSIONAL HOURS Total:	$0.00	$1,483.72	$1,483.72	$0.00	($1,483.72)
5655 - Digital Teaching & Learning					
1000 - INSTRUCTION					
0580 - TRAVEL	$0.00	($80.99)	($80.99)	$0.00	$80.99
0650 - SUPPLIES TECHNOLOGY RELATED	$0.00	$79,500.00	$79,500.00	$0.00	($79,500.00)
0734 - TECH HARDWARD	$0.00	$22,540.00	$22,540.00	$0.00	($22,540.00)
5655 - Digital Teaching & Learning Total:	$0.00	$101,959.01	$101,959.01	$0.00	($101,959.01)

General Ledger - Element Summary Report

Fiscal Year: 2024-2025 From Date:7/1/2024 To Date:6/30/2025

Account Mask: ????????????????? Account Type: EXPENDITURE

☐ Print accounts with zero balance ☐ Include Inactive Accounts ☐ Include PreEncumbrance

Fund / Location / Program / Function / Object	Adjusted Budget	Range To Date	Year To Date	Encumbrance	Budget Balance
5666 - PROFESSIONAL DEV. GRANTS					
1000 - INSTRUCTION					
0640 - Books	$0.00	$99.00	$99.00	$0.00	($99.00)
2213 - Instructional Staff Training					
0670 - SOFTWARE	$0.00	($297.00)	($297.00)	$0.00	$297.00
5666 - PROFESSIONAL DEV. GRANTS Total:	$0.00	($198.00)	($198.00)	$0.00	$198.00
5671 - VOLUNTEERISM					
1000 - INSTRUCTION					
0131 - TEACHERS	$0.00	$10,917.10	$10,917.10	$1,050.50	($11,967.60)
0141 - SOCIAL WORK	$0.00	$3.96	$3.96	$0.00	($3.96)
0210 - STATE RETIREMENT	$0.00	$2,377.04	$2,377.04	$243.62	($2,620.66)
0220 - FICA	$0.00	$949.00	$949.00	$75.52	($1,024.52)
0240 - GROUP INSURANCE	$0.00	$1,263.50	$1,263.50	$361.00	($1,624.50)
0241 - PEHP Opt-Out	$0.00	$1,695.00	$1,695.00	$0.00	($1,695.00)
2400 - SUPPORT SERVICES - SCHOOL ADMINISTRATION					
0121 - PRINCIPALS	$0.00	$5,944.08	$5,944.08	$0.00	($5,944.08)
0210 - STATE RETIREMENT	$0.00	$1,160.28	$1,160.28	$0.00	($1,160.28)
0220 - FICA	$0.00	$454.57	$454.57	$0.00	($454.57)
5671 - VOLUNTEERISM Total:	$0.00	$24,764.53	$24,764.53	$1,730.64	($26,495.17)
5677 - CTE Computer Grant					
1000 - INSTRUCTION					
0580 - TRAVEL	$0.00	$910.76	$910.76	$0.00	($910.76)
0610 - SUPPLIES (GEN)	$0.00	$70,197.34	$70,197.34	$0.00	($70,197.34)
0650 - SUPPLIES TECHNOLOGY RELATED	$0.00	$52.38	$52.38	$0.00	($52.38)
0670 - SOFTWARE	$0.00	$20,125.65	$20,125.65	$2,808.15	($22,933.80)
0734 - TECH HARDWARD	$0.00	$1,790.00	$1,790.00	$0.00	($1,790.00)
2212 - INSTRUCTION AND CURRICULUM DEVELOPMENT SERVICES					
0131 - TEACHERS	$0.00	$72,712.26	$72,712.26	$9,878.48	($82,590.74)
0140 - Other Licensed Salaries	$0.00	$352.45	$352.45	$0.00	($352.45)
0210 - STATE RETIREMENT	$0.00	$14,262.21	$14,262.21	$1,928.28	($16,190.49)
0220 - FICA	$0.00	$5,471.23	$5,471.23	$738.13	($6,209.36)
0240 - GROUP INSURANCE	$0.00	$25,007.03	$25,007.03	$3,572.09	($28,579.12)
0580 - TRAVEL	$0.00	$212.34	$212.34	$0.00	($212.34)
2213 - Instructional Staff Training					
0580 - TRAVEL	$0.00	$15.00	$15.00	$0.00	($15.00)

General Ledger - Element Summary Report

Fiscal Year: 2024-2025 From Date:7/1/2024 To Date:6/30/2025

Account Mask: ?????????????????? Account Type: EXPENDITURE

☐ Print accounts with zero balance ☐ Include Inactive Accounts ☐ Include PreEncumbrance

Fund / Location / Program / Function / Object	Adjusted Budget	Range To Date	Year To Date	Encumbrance	Budget Balance
5677 - CTE Computer Grant Total:	$0.00	$211,108.65	$211,108.65	$18,925.13	($230,033.78)
5678 - TEACHER & STUDENT SUCESS ACT					
1000 - INSTRUCTION					
0131 - TEACHERS	$0.00	$6,881.90	$6,881.90	$920.54	($7,802.44)
0190 - Other Salaries	$0.00	$8,006.56	$8,006.56	$0.00	($8,006.56)
0210 - STATE RETIREMENT	$0.00	$3,298.99	$3,298.99	$193.14	($3,492.13)
0220 - FICA	$0.00	$1,130.00	$1,130.00	$69.77	($1,199.77)
0240 - GROUP INSURANCE	$0.00	$1,686.54	$1,686.54	$231.66	($1,918.20)
2212 - INSTRUCTION AND CURRICULUM DEVELOPMENT SERVICES					
0580 - TRAVEL	$0.00	($11.00)	($11.00)	$0.00	$11.00
5678 - TEACHER & STUDENT SUCESS ACT Total:	$0.00	$20,992.99	$20,992.99	$1,415.11	($22,408.10)
5679 - STUDENT HEALTH & COUNSELING					
2100 - SUPPORT SERVICES - STUDENTS					
0190 - Other Salaries	$0.00	$300.00	$300.00	$0.00	($300.00)
0210 - STATE RETIREMENT	$0.00	$69.57	$69.57	$0.00	($69.57)
0220 - FICA	$0.00	$22.06	$22.06	$0.00	($22.06)
2110 - ATTENDANCE AND SOCIAL WORK SERVICES					
0140 - Other Licensed Salaries	$0.00	$352.45	$352.45	$0.00	($352.45)
0141 - SOCIAL WORK	$0.00	$63,850.95	$63,850.95	$5,125.95	($68,976.90)
0210 - STATE RETIREMENT	$0.00	$4,373.16	$4,373.16	$1,000.58	($5,373.74)
0220 - FICA	$0.00	$3,694.47	$3,694.47	$478.90	($4,173.37)
0241 - PEHP Opt-Out	$0.00	$7,910.00	$7,910.00	$1,130.00	($9,040.00)
2130 - HEALTH SERVICES					
0610 - SUPPLIES (GEN)	$0.00	$149.15	$149.15	$0.00	($149.15)
5679 - STUDENT HEALTH & COUNSELING Total:	$0.00	$80,721.81	$80,721.81	$7,735.43	($88,457.24)
5697 - EARLY LITERACY OUTCOME - EL COACHES					
1000 - INSTRUCTION					
0131 - TEACHERS	$0.00	$212,667.50	$212,667.50	$26,530.80	($239,198.30)
0140 - Other Licensed Salaries	$0.00	$700.00	$700.00	$0.00	($700.00)
0210 - STATE RETIREMENT	$0.00	$49,479.98	$49,479.98	$6,152.50	($55,632.48)
0220 - FICA	$0.00	$16,186.84	$16,186.84	$2,011.40	($18,198.24)
0240 - GROUP INSURANCE	$0.00	$52,554.72	$52,554.72	$7,449.72	($60,004.44)
5697 - EARLY LITERACY OUTCOME - EL COACHES Total:	$0.00	$331,589.04	$331,589.04	$42,144.42	($373,733.46)
5805 - K-3 READING					

General Ledger - Element Summary Report

Fiscal Year: 2024-2025 From Date:7/1/2024 To Date:6/30/2025

Account Mask: ?????????????????? Account Type: EXPENDITURE

☐ Print accounts with zero balance ☐ Include Inactive Accounts ☐ Include PreEncumbrance

Fund / Location / Program / Function / Object	Adjusted Budget	Range To Date	Year To Date	Encumbrance	Budget Balance
1000 - INSTRUCTION					
0220 - FICA	$0.00	$43.05	$43.05	$0.00	($43.05)
0241 - PEHP Opt-Out	$0.00	$565.00	$565.00	$0.00	($565.00)
0670 - SOFTWARE	$0.00	$90.00	$90.00	$0.00	($90.00)
5805 - K-3 READING Total:	$0.00	$698.05	$698.05	$0.00	($698.05)
5868 - Teacher Materials and Supplies					
1000 - INSTRUCTION					
0610 - SUPPLIES (GEN)	$0.00	$29,969.00	$29,969.00	$0.00	($29,969.00)
5868 - Teacher Materials and Supplies Total:	$0.00	$29,969.00	$29,969.00	$0.00	($29,969.00)
5876 - Educator Salary Adjustment					
1000 - INSTRUCTION					
0131 - TEACHERS	$0.00	$27,853.41	$27,853.41	$3,725.58	($31,578.99)
0210 - STATE RETIREMENT	$0.00	$5,897.27	$5,897.27	$781.70	($6,678.97)
0220 - FICA	$0.00	$2,110.52	$2,110.52	$282.30	($2,392.82)
0240 - GROUP INSURANCE	$0.00	$6,362.19	$6,362.19	$937.52	($7,299.71)
5876 - Educator Salary Adjustment Total:	$0.00	$42,223.39	$42,223.39	$5,727.10	($47,950.49)
5901 - College & Career Awareness					
1000 - INSTRUCTION					
0610 - SUPPLIES (GEN)	$0.00	$14.95	$14.95	$0.00	($14.95)
5901 - College & Career Awareness Total:	$0.00	$14.95	$14.95	$0.00	($14.95)
5902 - Work Based Learning					
1000 - INSTRUCTION					
0610 - SUPPLIES (GEN)	$0.00	$503.91	$503.91	$0.00	($503.91)
5902 - Work Based Learning Total:	$0.00	$503.91	$503.91	$0.00	($503.91)
5914 - School Safety and Support					
2200 - SUPPORT SERVICES - INSTRUCTIONAL STAFF ASSISTANCE					
0190 - Other Salaries	$0.00	$5,026.26	$5,026.26	$0.00	($5,026.26)
0210 - STATE RETIREMENT	$0.00	$985.29	$985.29	$0.00	($985.29)
0220 - FICA	$0.00	$375.88	$375.88	$0.00	($375.88)
0240 - GROUP INSURANCE	$0.00	$1,356.11	$1,356.11	$0.00	($1,356.11)
2590 - OTHER SUPPORT SERVICES					
0610 - SUPPLIES (GEN)	$0.00	$16,023.35	$16,023.35	$0.00	($16,023.35)
5914 - School Safety and Support Total:	$0.00	$23,766.89	$23,766.89	$0.00	($23,766.89)
6015 - ADMINISTRATION & SUPPORT SERVICES					

General Ledger - Element Summary Report

Fiscal Year: 2024-2025 From Date:7/1/2024 To Date:6/30/2025

Account Mask: ?????????????????? Account Type: EXPENDITURE

☐ Print accounts with zero balance ☐ Include Inactive Accounts ☐ Include PreEncumbrance

Fund / Location / Program / Function / Object	Adjusted Budget	Range To Date	Year To Date	Encumbrance	Budget Balance
1000 - INSTRUCTION					
0580 - TRAVEL	$0.00	$815.20	$815.20	$0.00	($815.20)
0610 - SUPPLIES (GEN)	$0.00	$6,211.60	$6,211.60	$0.00	($6,211.60)
0650 - SUPPLIES TECHNOLOGY RELATED	$0.00	$2,699.00	$2,699.00	$0.00	($2,699.00)
2300 - SUPPORT SERVICES - GENERAL DISTRICT ADMINISTRATION					
0115 - DIRECTORS	$0.00	$116,599.96	$116,599.96	$18,333.30	($134,933.26)
0140 - Other Licensed Salaries	$0.00	$350.00	$350.00	$0.00	($350.00)
0210 - STATE RETIREMENT	$0.00	$27,132.29	$27,132.29	$4,251.49	($31,383.78)
0220 - FICA	$0.00	$8,544.78	$8,544.78	$1,335.51	($9,880.29)
0240 - GROUP INSURANCE	$0.00	$24,456.00	$24,456.00	$4,076.00	($28,532.00)
0530 - CELL PHONE	$0.00	$600.00	$600.00	$100.00	($700.00)
2490 - OTHER SUPPORT SERVICES- SCHOOL ADMINISTRATION					
0115 - DIRECTORS	$0.00	$18,333.34	$18,333.34	$0.00	($18,333.34)
0210 - STATE RETIREMENT	$0.00	$4,251.50	$4,251.50	$0.00	($4,251.50)
0220 - FICA	$0.00	$1,328.26	$1,328.26	$0.00	($1,328.26)
0240 - GROUP INSURANCE	$0.00	$4,076.00	$4,076.00	$0.00	($4,076.00)
2500 - SUPPORT SERVICES - CENTRAL SERVICES					
0610 - SUPPLIES (GEN)	$0.00	$13,384.99	$13,384.99	$0.00	($13,384.99)
0735 - NON-BUS VEHICLES	$0.00	$39,105.00	$39,105.00	$0.00	($39,105.00)
6015 - ADMINISTRATION & SUPPORT SERVICES Total:	$0.00	$267,887.92	$267,887.92	$28,096.30	($295,984.22)
7401 - CTE Federal Perkins					
1000 - INSTRUCTION					
0610 - SUPPLIES (GEN)	$0.00	$7,978.70	$7,978.70	$0.00	($7,978.70)
7401 - CTE Federal Perkins Total:	$0.00	$7,978.70	$7,978.70	$0.00	($7,978.70)
7524 - IDEA-B - HANDICAPPED					
1000 - INSTRUCTION					
0340 - OTHER PROF SERV	$0.00	$257,768.19	$257,768.19	$0.00	($257,768.19)
0580 - TRAVEL	$0.00	$574.04	$574.04	$0.00	($574.04)
0610 - SUPPLIES (GEN)	$0.00	$125.26	$125.26	$0.00	($125.26)
0670 - SOFTWARE	$0.00	$3,750.00	$3,750.00	$0.00	($3,750.00)
2213 - Instructional Staff Training					
0190 - Other Salaries	$0.00	$1,200.00	$1,200.00	$0.00	($1,200.00)
0210 - STATE RETIREMENT	$0.00	$240.24	$240.24	$0.00	($240.24)
0220 - FICA	$0.00	$91.80	$91.80	$0.00	($91.80)

General Ledger - Element Summary Report

Fiscal Year: 2024-2025 From Date:7/1/2024 To Date:6/30/2025

Account Mask: ?????????????????? Account Type: EXPENDITURE

☐ Print accounts with zero balance ☐ Include Inactive Accounts ☐ Include PreEncumbrance

Fund / Location / Program / Function / Object	Adjusted Budget	Range To Date	Year To Date	Encumbrance	Budget Balance
7524 - IDEA-B - HANDICAPPED Total:	$0.00	$263,749.53	$263,749.53	$0.00	($263,749.53)
7860 - TITLE IIA					
1000 - INSTRUCTION					
0190 - Other Salaries	$0.00	$2,654.40	$2,654.40	$0.00	($2,654.40)
0210 - STATE RETIREMENT	$0.00	$570.09	$570.09	$0.00	($570.09)
0220 - FICA	$0.00	$203.04	$203.04	$0.00	($203.04)
0610 - SUPPLIES (GEN)	$0.00	$2,750.00	$2,750.00	$0.00	($2,750.00)
2212 - INSTRUCTION AND CURRICULUM DEVELOPMENT SERVICES					
0330 - Employee Training	$0.00	$800.00	$800.00	$0.00	($800.00)
0580 - TRAVEL	$0.00	$50.00	$50.00	$0.00	($50.00)
2219 - OTHER IMPROVEMENT OF INSTRUCTION SERVICES					
0315 - Management Consultants	$0.00	$86,050.00	$86,050.00	$0.00	($86,050.00)
7860 - TITLE IIA Total:	$0.00	$93,077.53	$93,077.53	$0.00	($93,077.53)
7880 - TITLE III ENGLISH ACQ					
1000 - INSTRUCTION					
0131 - TEACHERS	$0.00	$7,625.94	$7,625.94	$2,178.84	($9,804.78)
0210 - STATE RETIREMENT	$0.00	$1,488.57	$1,488.57	$425.31	($1,913.88)
0220 - FICA	$0.00	$570.45	$570.45	$162.72	($733.17)
0240 - GROUP INSURANCE	$0.00	$2,641.45	$2,641.45	$754.70	($3,396.15)
7880 - TITLE III ENGLISH ACQ Total:	$0.00	$12,326.41	$12,326.41	$3,521.57	($15,847.98)
7893 - Stronger Connections Grant					
1000 - INSTRUCTION					
0610 - SUPPLIES (GEN)	$0.00	$126.14	$126.14	$0.00	($126.14)
0670 - SOFTWARE	$0.00	$144.56	$144.56	$0.00	($144.56)
2110 - ATTENDANCE AND SOCIAL WORK SERVICES					
0141 - SOCIAL WORK	$0.00	$19,986.86	$19,986.86	$6,265.03	($26,251.89)
0210 - STATE RETIREMENT	$0.00	$12,060.74	$12,060.74	$1,222.94	($13,283.68)
0220 - FICA	$0.00	$3,351.22	$3,351.22	$478.96	($3,830.18)
0610 - SUPPLIES (GEN)	$0.00	$1,642.15	$1,642.15	$0.00	($1,642.15)
0670 - SOFTWARE	$0.00	$62.28	$62.28	$0.00	($62.28)
2130 - HEALTH SERVICES					
0340 - OTHER PROF SERV	$0.00	$48,060.00	$48,060.00	$0.00	($48,060.00)
7893 - Stronger Connections Grant Total:	$0.00	$85,433.95	$85,433.95	$7,966.93	($93,400.88)
7905 - STUDENT SUPPORT SERVICES					
1000 - INSTRUCTION					

General Ledger - Element Summary Report

Fiscal Year: 2024-2025 From Date:7/1/2024 To Date:6/30/2025

Account Mask: ?????????????????? Account Type: EXPENDITURE

☐ Print accounts with zero balance ☐ Include Inactive Accounts ☐ Include PreEncumbrance

Fund / Location / Program / Function / Object	Adjusted Budget	Range To Date	Year To Date	Encumbrance	Budget Balance
0650 - SUPPLIES TECHNOLOGY RELATED	$0.00	$9,064.00	$9,064.00	$0.00	($9,064.00)
7905 - STUDENT SUPPORT SERVICES Total:	$0.00	$9,064.00	$9,064.00	$0.00	($9,064.00)
500 - District Office Total:	$0.00	$4,733,577.70	$4,733,577.70	$188,390.91	($4,921,968.61)
704 - Bryce Valley High					
0050 - CLASSROOM-GENERAL					
1000 - INSTRUCTION					
0190 - Other Salaries	$0.00	$5,572.50	$5,572.50	$0.00	($5,572.50)
0220 - FICA	$0.00	$1,378.95	$1,378.95	$86.44	($1,465.39)
0240 - GROUP INSURANCE	$0.00	$6,303.00	$6,303.00	$0.00	($6,303.00)
0241 - PEHP Opt-Out	$0.00	$12,430.00	$12,430.00	$1,130.00	($13,560.00)
0610 - SUPPLIES (GEN)	$0.00	$791.36	$791.36	$0.00	($791.36)
0641 - TEXTBOOKS	$0.00	($302.35)	($302.35)	$0.00	$302.35
0650 - SUPPLIES TECHNOLOGY RELATED	$0.00	$3,600.01	$3,600.01	$0.00	($3,600.01)
0670 - SOFTWARE	$0.00	$1,562.50	$1,562.50	$0.00	($1,562.50)
2220 - LIBRARY/MEDIA SERVICES					
0644 - LIBRARY BOOKS	$0.00	($645.49)	($645.49)	$0.00	$645.49
2230 - INSTRUCTION RELATED TECHNOLOGY					
0190 - Other Salaries	$0.00	$2,000.50	$2,000.50	$0.00	($2,000.50)
0210 - STATE RETIREMENT	$0.00	$463.92	$463.92	$0.00	($463.92)
0220 - FICA	$0.00	$148.96	$148.96	$0.00	($148.96)
2600 - OPERATION & MAINTENANCE OF PLANT SERVICES					
0220 - FICA	$0.00	$46.13	$46.13	$0.00	($46.13)
0340 - OTHER PROF SERV	$0.00	$300.00	$300.00	$0.00	($300.00)
0411 - WATER/SEWAGE	$0.00	$21,924.91	$21,924.91	$0.00	($21,924.91)
0412 - DISPOSAL	$0.00	$3,850.00	$3,850.00	$0.00	($3,850.00)
0430 - REPAIR/MAINT SERV	$0.00	$26,141.35	$26,141.35	$0.00	($26,141.35)
0530 - CELL PHONE	$0.00	$2,201.94	$2,201.94	$0.00	($2,201.94)
0622 - ELECTRICITY	$0.00	$25,546.78	$25,546.78	$0.00	($25,546.78)
0623 - BOTTLED GAS	$0.00	$42,924.64	$42,924.64	$0.00	($42,924.64)
2610 - Custodial					
0610 - SUPPLIES (GEN)	$0.00	$18,699.64	$18,699.64	$259.05	($18,958.69)
2620 - Maintenance					
0350 - Purchased Services	$0.00	$865.00	$865.00	$0.00	($865.00)
0430 - REPAIR/MAINT SERV	$0.00	$8,906.94	$8,906.94	$0.00	($8,906.94)
0610 - SUPPLIES (GEN)	$0.00	$30,576.90	$30,576.90	$14,151.00	($44,727.90)

General Ledger - Element Summary Report

Fiscal Year: 2024-2025 From Date:7/1/2024 To Date:6/30/2025

Account Mask: ?????????????????? Account Type: EXPENDITURE

☐ Print accounts with zero balance ☐ Include Inactive Accounts ☐ Include PreEncumbrance

Fund / Location / Program / Function / Object	Adjusted Budget	Range To Date	Year To Date	Encumbrance	Budget Balance
0050 - CLASSROOM-GENERAL Total:	$0.00	$215,288.09	$215,288.09	$15,626.49	($230,914.58)
0230 - SPORTS					
1000 - INSTRUCTION					
0190 - Other Salaries	$0.00	$58,896.59	$58,896.59	$0.00	($58,896.59)
0210 - STATE RETIREMENT	$0.00	$6,058.59	$6,058.59	$0.00	($6,058.59)
0220 - FICA	$0.00	$4,463.26	$4,463.26	$0.00	($4,463.26)
0610 - SUPPLIES (GEN)	$0.00	$0.00	$0.00	$7,502.00	($7,502.00)
3000 - NONINSTRUCTIONAL SERVICES					
0580 - TRAVEL	$0.00	($415.24)	($415.24)	$0.00	$415.24
0230 - SPORTS Total:	$0.00	$69,003.20	$69,003.20	$7,502.00	($76,505.20)
0400 - Administration					
2400 - SUPPORT SERVICES - SCHOOL ADMINISTRATION					
0198 - Other Classified Personnel	$0.00	$481.21	$481.21	$0.00	($481.21)
0220 - FICA	$0.00	$36.82	$36.82	$0.00	($36.82)
0810 - DUES AND FEES	$0.00	$1,400.00	$1,400.00	$0.00	($1,400.00)
2410 - OFFICE OF THE PRINCIPAL					
0220 - FICA	$0.00	$34.03	$34.03	$0.00	($34.03)
0530 - CELL PHONE	$0.00	$450.00	$450.00	$0.00	($450.00)
0580 - TRAVEL	$0.00	$1,548.28	$1,548.28	$0.00	($1,548.28)
2500 - SUPPORT SERVICES - CENTRAL SERVICES					
0340 - OTHER PROF SERV	$0.00	$679.82	$679.82	$0.00	($679.82)
0400 - Administration Total:	$0.00	$4,630.16	$4,630.16	$0.00	($4,630.16)
1205 - SPECIAL EDUCATION -- ADD ON					
1000 - INSTRUCTION					
0161 - STAFF ASSISTANT	$0.00	$1,604.10	$1,604.10	$0.00	($1,604.10)
0220 - FICA	$0.00	$122.71	$122.71	$0.00	($122.71)
1205 - SPECIAL EDUCATION -- ADD ON Total:	$0.00	$1,726.81	$1,726.81	$0.00	($1,726.81)
1210 - SPECIAL EDUCATION -- SELF-CONTAINED					
1000 - INSTRUCTION					
0131 - TEACHERS	$0.00	$6,985.86	$6,985.86	$997.98	($7,983.84)
0210 - STATE RETIREMENT	$0.00	$1,620.07	$1,620.07	$231.44	($1,851.51)
0220 - FICA	$0.00	$502.54	$502.54	$71.74	($574.28)
0240 - GROUP INSURANCE	$0.00	$2,400.72	$2,400.72	$342.96	($2,743.68)
1210 - SPECIAL EDUCATION -- SELF-CONTAINED Total:	$0.00	$11,509.19	$11,509.19	$1,644.12	($13,153.31)
1220 - EXTENDED YEAR PROG FOR SEVERE DISAB					

General Ledger - Element Summary Report

Fiscal Year: 2024-2025 From Date:7/1/2024 To Date:6/30/2025

Account Mask: ?????????????????? Account Type: EXPENDITURE

☐ Print accounts with zero balance ☐ Include Inactive Accounts ☐ Include PreEncumbrance

Fund / Location / Program / Function / Object	Adjusted Budget	Range To Date	Year To Date	Encumbrance	Budget Balance
1000 - INSTRUCTION					
0131 - TEACHERS	$0.00	$808.92	$808.92	$115.56	($924.48)
0161 - STAFF ASSISTANT	$0.00	$67.90	$67.90	$0.00	($67.90)
0210 - STATE RETIREMENT	$0.00	$187.60	$187.60	$26.80	($214.40)
0220 - FICA	$0.00	$63.48	$63.48	$8.32	($71.80)
0240 - GROUP INSURANCE	$0.00	$278.04	$278.04	$39.72	($317.76)
1220 - EXTENDED YEAR PROG FOR SEVERE DISAB Total:	$0.00	$1,405.94	$1,405.94	$190.40	($1,596.34)
1225 - SPECIAL EDUCATION -- INST/IMPACT AI					
1000 - INSTRUCTION					
0131 - TEACHERS	$0.00	$1,838.34	$1,838.34	$262.62	($2,100.96)
0210 - STATE RETIREMENT	$0.00	$426.30	$426.30	$60.90	($487.20)
0220 - FICA	$0.00	$132.27	$132.27	$18.88	($151.15)
0240 - GROUP INSURANCE	$0.00	$631.68	$631.68	$90.24	($721.92)
1225 - SPECIAL EDUCATION -- INST/IMPACT AI Total:	$0.00	$3,028.59	$3,028.59	$432.64	($3,461.23)
5220 - NESS - NECESSARILY EXIST. SCHOOL					
1000 - INSTRUCTION					
0131 - TEACHERS	$0.00	$309,498.33	$309,498.33	$40,451.11	($349,949.44)
0132 - SUB TEACHERS	$0.00	$7,204.71	$7,204.71	$0.00	($7,204.71)
0140 - Other Licensed Salaries	$0.00	$1,404.90	$1,404.90	$0.00	($1,404.90)
0190 - Other Salaries	$0.00	$5,523.00	$5,523.00	$920.50	($6,443.50)
0210 - STATE RETIREMENT	$0.00	$68,316.12	$68,316.12	$8,922.90	($77,239.02)
0220 - FICA	$0.00	$24,003.36	$24,003.36	$3,032.42	($27,035.78)
0240 - GROUP INSURANCE	$0.00	$83,885.92	$83,885.92	$12,643.99	($96,529.91)
2400 - SUPPORT SERVICES - SCHOOL ADMINISTRATION					
0121 - PRINCIPALS	$0.00	$128,190.00	$128,190.00	$0.00	($128,190.00)
0140 - Other Licensed Salaries	$0.00	$350.00	$350.00	$0.00	($350.00)
0152 - SECRETARIAL	$0.00	$35,661.26	$35,661.26	$0.00	($35,661.26)
0198 - Other Classified Personnel	$0.00	$3,086.90	$3,086.90	$0.00	($3,086.90)
0210 - STATE RETIREMENT	$0.00	$36,955.11	$36,955.11	$0.00	($36,955.11)
0220 - FICA	$0.00	$12,594.39	$12,594.39	$0.00	($12,594.39)
0240 - GROUP INSURANCE	$0.00	$44,724.00	$44,724.00	$0.00	($44,724.00)
2410 - OFFICE OF THE PRINCIPAL					
0220 - FICA	$0.00	$14.96	$14.96	$0.00	($14.96)
0530 - CELL PHONE	$0.00	$200.00	$200.00	$0.00	($200.00)
2610 - Custodial					

General Ledger - Element Summary Report

Fiscal Year: 2024-2025 From Date:7/1/2024 To Date:6/30/2025

Account Mask: ?????????????????? Account Type: EXPENDITURE

☐ Print accounts with zero balance ☐ Include Inactive Accounts ☐ Include PreEncumbrance

Fund / Location / Program / Function / Object	Adjusted Budget	Range To Date	Year To Date	Encumbrance	Budget Balance
0182 - CUSTODIANS-REG	$0.00	$59,496.34	$59,496.34	$0.00	($59,496.34)
0198 - Other Classified Personnel	$0.00	$352.45	$352.45	$0.00	($352.45)
0210 - STATE RETIREMENT	$0.00	$11,730.48	$11,730.48	$0.00	($11,730.48)
0220 - FICA	$0.00	$5,096.88	$5,096.88	$0.00	($5,096.88)
0241 - PEHP Opt-Out	$0.00	$6,780.00	$6,780.00	$0.00	($6,780.00)
5220 - NESS - NECESSARILY EXIST. SCHOOL Total:	$0.00	$845,069.11	$845,069.11	$65,970.92	($911,040.03)
5333 - CONCURRENT ENROLLMENT					
1000 - INSTRUCTION					
0161 - STAFF ASSISTANT	$0.00	$10,653.48	$10,653.48	$0.00	($10,653.48)
0198 - Other Classified Personnel	$0.00	$200.00	$200.00	$0.00	($200.00)
0220 - FICA	$0.00	$830.30	$830.30	$0.00	($830.30)
0650 - SUPPLIES TECHNOLOGY RELATED	$0.00	$0.00	$0.00	$4,981.02	($4,981.02)
5333 - CONCURRENT ENROLLMENT Total:	$0.00	$11,683.78	$11,683.78	$4,981.02	($16,664.80)
5344 - STUDENTS AT-RISK (EARS)					
1000 - INSTRUCTION					
0131 - TEACHERS	$0.00	$47,999.06	$47,999.06	$5,249.04	($53,248.10)
0140 - Other Licensed Salaries	$0.00	$352.45	$352.45	$0.00	($352.45)
0190 - Other Salaries	$0.00	$8,028.01	$8,028.01	$0.00	($8,028.01)
0210 - STATE RETIREMENT	$0.00	$11,152.10	$11,152.10	$1,024.62	($12,176.72)
0220 - FICA	$0.00	$4,236.76	$4,236.76	$391.99	($4,628.75)
0240 - GROUP INSURANCE	$0.00	$15,379.75	$15,379.75	$1,818.15	($17,197.90)
5344 - STUDENTS AT-RISK (EARS) Total:	$0.00	$87,148.13	$87,148.13	$8,483.80	($95,631.93)
5420 - TRUSTLANDS					
1000 - INSTRUCTION					
0161 - STAFF ASSISTANT	$32,000.00	$2,534.40	$2,534.40	$0.00	$29,465.60
0190 - Other Salaries	$0.00	$13,038.53	$13,038.53	$0.00	($13,038.53)
0210 - STATE RETIREMENT	$0.00	$2,820.37	$2,820.37	$0.00	($2,820.37)
0220 - FICA	$0.00	$1,182.15	$1,182.15	$0.00	($1,182.15)
2220 - LIBRARY/MEDIA SERVICES					
0162 - MEDIA NON-CERT	$0.00	$17,168.94	$17,168.94	$0.00	($17,168.94)
0198 - Other Classified Personnel	$0.00	$200.00	$200.00	$0.00	($200.00)
0220 - FICA	$0.00	$1,328.76	$1,328.76	$0.00	($1,328.76)
5420 - TRUSTLANDS Total:	$32,000.00	$38,273.15	$38,273.15	$0.00	($6,273.15)
5610 - DRIVER EDUCATION - BEHIND THE WHEEL					
1000 - INSTRUCTION					

General Ledger - Element Summary Report

Fiscal Year: 2024-2025 From Date:7/1/2024 To Date:6/30/2025

Account Mask: ?????????????????? Account Type: EXPENDITURE

☐ Print accounts with zero balance ☐ Include Inactive Accounts ☐ Include PreEncumbrance

Fund / Location / Program / Function / Object	Adjusted Budget	Range To Date	Year To Date	Encumbrance	Budget Balance
0131 - TEACHERS	$0.00	$4,120.64	$4,120.64	$0.00	($4,120.64)
0210 - STATE RETIREMENT	$0.00	$804.35	$804.35	$0.00	($804.35)
0220 - FICA	$0.00	$309.80	$309.80	$0.00	($309.80)
5610 - DRIVER EDUCATION - BEHIND THE WHEEL Total:	$0.00	$5,234.79	$5,234.79	$0.00	($5,234.79)
5651 - EDUCATOR PAID PROFESSIONAL HOURS					
1000 - INSTRUCTION					
0131 - TEACHERS	$0.00	$1,289.92	$1,289.92	$0.00	($1,289.92)
0210 - STATE RETIREMENT	$0.00	$251.79	$251.79	$0.00	($251.79)
0220 - FICA	$0.00	$96.77	$96.77	$0.00	($96.77)
2400 - SUPPORT SERVICES - SCHOOL ADMINISTRATION					
0121 - PRINCIPALS	$0.00	$9,012.15	$9,012.15	$0.00	($9,012.15)
0210 - STATE RETIREMENT	$0.00	$1,942.13	$1,942.13	$0.00	($1,942.13)
0220 - FICA	$0.00	$669.11	$669.11	$0.00	($669.11)
5651 - EDUCATOR PAID PROFESSIONAL HOURS Total:	$0.00	$13,261.87	$13,261.87	$0.00	($13,261.87)
5673 - POSITIVE BEHAVIORS INTERVENTIONS					
2100 - SUPPORT SERVICES - STUDENTS					
0610 - SUPPLIES (GEN)	$0.00	$1,530.19	$1,530.19	$0.00	($1,530.19)
5673 - POSITIVE BEHAVIORS INTERVENTIONS Total:	$0.00	$1,530.19	$1,530.19	$0.00	($1,530.19)
5678 - TEACHER & STUDENT SUCESS ACT					
1000 - INSTRUCTION					
0131 - TEACHERS	$0.00	$24,371.58	$24,371.58	$2,978.22	($27,349.80)
0210 - STATE RETIREMENT	$0.00	$5,033.45	$5,033.45	$621.70	($5,655.15)
0220 - FICA	$0.00	$1,884.84	$1,884.84	$220.25	($2,105.09)
0240 - GROUP INSURANCE	$0.00	$6,067.53	$6,067.53	$815.88	($6,883.41)
0610 - SUPPLIES (GEN)	$0.00	$269.79	$269.79	$0.00	($269.79)
5678 - TEACHER & STUDENT SUCESS ACT Total:	$0.00	$37,627.19	$37,627.19	$4,636.05	($42,263.24)
5807 - TSSP					
1000 - INSTRUCTION					
0190 - Other Salaries	$0.00	$8,474.70	$8,474.70	$0.00	($8,474.70)
0210 - STATE RETIREMENT	$0.00	$2,007.66	$2,007.66	$0.00	($2,007.66)
0220 - FICA	$0.00	$648.32	$648.32	$0.00	($648.32)
5807 - TSSP Total:	$0.00	$11,130.68	$11,130.68	$0.00	($11,130.68)
5868 - Teacher Materials and Supplies					
1000 - INSTRUCTION					
0610 - SUPPLIES (GEN)	$0.00	$4,215.00	$4,215.00	$0.00	($4,215.00)

General Ledger - Element Summary Report

Fiscal Year: 2024-2025 From Date:7/1/2024 To Date:6/30/2025

Account Mask: ????????????????? Account Type: EXPENDITURE

☐ Print accounts with zero balance ☐ Include Inactive Accounts ☐ Include PreEncumbrance

Fund / Location / Program / Function / Object	Adjusted Budget	Range To Date	Year To Date	Encumbrance	Budget Balance
5868 - Teacher Materials and Supplies Total:	$0.00	$4,215.00	$4,215.00	$0.00	($4,215.00)
5876 - Educator Salary Adjustment					
1000 - INSTRUCTION					
0131 - TEACHERS	$0.00	$98,712.05	$98,712.05	$12,052.58	($110,764.63)
0210 - STATE RETIREMENT	$0.00	$20,386.96	$20,386.96	$2,516.06	($22,903.02)
0220 - FICA	$0.00	$7,633.81	$7,633.81	$891.32	($8,525.13)
0240 - GROUP INSURANCE	$0.00	$23,647.68	$23,647.68	$3,301.74	($26,949.42)
5876 - Educator Salary Adjustment Total:	$0.00	$150,380.50	$150,380.50	$18,761.70	($169,142.20)
5901 - College & Career Awareness					
1000 - INSTRUCTION					
0131 - TEACHERS	$0.00	$18,314.33	$18,314.33	$1,822.92	($20,137.25)
0210 - STATE RETIREMENT	$0.00	$3,215.97	$3,215.97	$355.84	($3,571.81)
0220 - FICA	$0.00	$1,563.45	$1,563.45	$137.18	($1,700.63)
0240 - GROUP INSURANCE	$0.00	$3,785.39	$3,785.39	$406.35	($4,191.74)
0610 - SUPPLIES (GEN)	$0.00	$57.97	$57.97	$0.00	($57.97)
5901 - College & Career Awareness Total:	$0.00	$26,937.11	$26,937.11	$2,722.29	($29,659.40)
5902 - Work Based Learning					
1000 - INSTRUCTION					
0190 - Other Salaries	$0.00	$2,500.00	$2,500.00	$0.00	($2,500.00)
0210 - STATE RETIREMENT	$0.00	$579.76	$579.76	$0.00	($579.76)
0220 - FICA	$0.00	$191.24	$191.24	$0.00	($191.24)
5902 - Work Based Learning Total:	$0.00	$3,271.00	$3,271.00	$0.00	($3,271.00)
5903 - School Counseling					
2120 - GUIDANCE SERVICES					
0140 - Other Licensed Salaries	$0.00	$350.00	$350.00	$0.00	($350.00)
0142 - GUIDANCE	$0.00	$41,933.21	$41,933.21	$0.00	($41,933.21)
0210 - STATE RETIREMENT	$0.00	$9,657.66	$9,657.66	$0.00	($9,657.66)
0220 - FICA	$0.00	$3,537.08	$3,537.08	$0.00	($3,537.08)
0241 - PEHP Opt-Out	$0.00	$3,955.00	$3,955.00	$0.00	($3,955.00)
0580 - TRAVEL	$0.00	$161.90	$161.90	$0.00	($161.90)
0610 - SUPPLIES (GEN)	$0.00	$2,224.49	$2,224.49	$0.00	($2,224.49)
5903 - School Counseling Total:	$0.00	$61,819.34	$61,819.34	$0.00	($61,819.34)
5914 - School Safety and Support					
2290 - OTHER SUPPORT SERVICES- INSTRUCTIONAL STAFF					
0190 - Other Salaries	$0.00	$3,000.00	$3,000.00	$0.00	($3,000.00)

General Ledger - Element Summary Report

Fiscal Year: 2024-2025 From Date:7/1/2024 To Date:6/30/2025

Account Mask: ????????????????? Account Type: EXPENDITURE

☐ Print accounts with zero balance ☐ Include Inactive Accounts ☐ Include PreEncumbrance

Fund / Location / Program / Function / Object	Adjusted Budget	Range To Date	Year To Date	Encumbrance	Budget Balance
0210 - STATE RETIREMENT	$0.00	$585.60	$585.60	$0.00	($585.60)
0220 - FICA	$0.00	$225.98	$225.98	$0.00	($225.98)
2620 - Maintenance					
0430 - REPAIR/MAINT SERV	$0.00	$49,215.25	$49,215.25	$0.00	($49,215.25)
0610 - SUPPLIES (GEN)	$0.00	$94.99	$94.99	$0.00	($94.99)
5914 - School Safety and Support Total:	$0.00	$53,121.82	$53,121.82	$0.00	($53,121.82)
6015 - ADMINISTRATION & SUPPORT SERVICES					
1000 - INSTRUCTION					
0580 - TRAVEL	$0.00	$376.60	$376.60	$0.00	($376.60)
6015 - ADMINISTRATION & SUPPORT SERVICES Total:	$0.00	$376.60	$376.60	$0.00	($376.60)
6100 - Agriculture, Food & Natural Resources					
1000 - INSTRUCTION					
0131 - TEACHERS	$0.00	$72,262.23	$72,262.23	$9,570.36	($81,832.59)
0140 - Other Licensed Salaries	$0.00	$700.00	$700.00	$0.00	($700.00)
0190 - Other Salaries	$0.00	$5,000.00	$5,000.00	$0.00	($5,000.00)
0210 - STATE RETIREMENT	$0.00	$13,889.78	$13,889.78	$1,868.10	($15,757.88)
0220 - FICA	$0.00	$6,821.28	$6,821.28	$720.70	($7,541.98)
0240 - GROUP INSURANCE	$0.00	$14,227.07	$14,227.07	$2,031.81	($16,258.88)
0610 - SUPPLIES (GEN)	$0.00	$1,609.82	$1,609.82	$0.00	($1,609.82)
6100 - Agriculture, Food & Natural Resources Total:	$0.00	$114,510.18	$114,510.18	$14,190.97	($128,701.15)
6300 - Health Science					
1000 - INSTRUCTION					
0131 - TEACHERS	$0.00	$6,629.69	$6,629.69	$0.00	($6,629.69)
0210 - STATE RETIREMENT	$0.00	$1,537.40	$1,537.40	$0.00	($1,537.40)
0220 - FICA	$0.00	$507.15	$507.15	$0.00	($507.15)
0610 - SUPPLIES (GEN)	$0.00	$895.84	$895.84	$0.00	($895.84)
6300 - Health Science Total:	$0.00	$9,570.08	$9,570.08	$0.00	($9,570.08)
6500 - Business & Marketing, Hospitality & Tourism					
1000 - INSTRUCTION					
0131 - TEACHERS	$0.00	$40,326.43	$40,326.43	$0.00	($40,326.43)
0140 - Other Licensed Salaries	$0.00	$352.45	$352.45	$0.00	($352.45)
0210 - STATE RETIREMENT	$0.00	$6,672.99	$6,672.99	$0.00	($6,672.99)
0220 - FICA	$0.00	$3,111.91	$3,111.91	$0.00	($3,111.91)
0240 - GROUP INSURANCE	$0.00	$6,608.76	$6,608.76	$0.00	($6,608.76)
0610 - SUPPLIES (GEN)	$0.00	$1,249.04	$1,249.04	$0.00	($1,249.04)

General Ledger - Element Summary Report

Fiscal Year: 2024-2025 From Date:7/1/2024 To Date:6/30/2025

Account Mask: ?????????????????? Account Type: EXPENDITURE

☐ Print accounts with zero balance ☐ Include Inactive Accounts ☐ Include PreEncumbrance

Fund / Location / Program / Function / Object	Adjusted Budget	Range To Date	Year To Date	Encumbrance	Budget Balance
6500 - Business & Marketing, Hospitality & Tourism Total:	$0.00	$58,321.58	$58,321.58	$0.00	($58,321.58)
6800 - Engineering & Manufacturing Technology					
1000 - INSTRUCTION					
0131 - TEACHERS	$0.00	$12,760.46	$12,760.46	$1,822.93	($14,583.39)
0210 - STATE RETIREMENT	$0.00	$2,312.96	$2,312.96	$355.84	($2,668.80)
0220 - FICA	$0.00	$1,123.05	$1,123.05	$134.88	($1,257.93)
0240 - GROUP INSURANCE	$0.00	$5,687.39	$5,687.39	$812.73	($6,500.12)
0610 - SUPPLIES (GEN)	$0.00	$26,516.89	$26,516.89	$600.01	($27,116.90)
0650 - SUPPLIES TECHNOLOGY RELATED	$0.00	$130.48	$130.48	$0.00	($130.48)
6800 - Engineering & Manufacturing Technology Total:	$0.00	$48,531.23	$48,531.23	$3,726.39	($52,257.62)
6905 - CARL PERKINS					
2212 - INSTRUCTION AND CURRICULUM DEVELOPMENT SERVICES					
0580 - TRAVEL	$0.00	$257.00	$257.00	$0.00	($257.00)
6905 - CARL PERKINS Total:	$0.00	$257.00	$257.00	$0.00	($257.00)
7524 - IDEA-B - HANDICAPPED					
1000 - INSTRUCTION					
0131 - TEACHERS	$0.00	$64,006.93	$64,006.93	$8,078.34	($72,085.27)
0140 - Other Licensed Salaries	$0.00	$350.00	$350.00	$0.00	($350.00)
0161 - STAFF ASSISTANT	$0.00	$18,311.57	$18,311.57	$0.00	($18,311.57)
0198 - Other Classified Personnel	$0.00	$200.00	$200.00	$0.00	($200.00)
0210 - STATE RETIREMENT	$0.00	$14,924.35	$14,924.35	$1,873.36	($16,797.71)
0220 - FICA	$0.00	$6,064.81	$6,064.81	$580.68	($6,645.49)
0240 - GROUP INSURANCE	$0.00	$20,696.19	$20,696.19	$2,776.09	($23,472.28)
7524 - IDEA-B - HANDICAPPED Total:	$0.00	$124,553.85	$124,553.85	$13,308.47	($137,862.32)
7860 - TITLE IIA					
2212 - INSTRUCTION AND CURRICULUM DEVELOPMENT SERVICES					
0190 - Other Salaries	$0.00	$3,050.89	$3,050.89	$0.00	($3,050.89)
0210 - STATE RETIREMENT	$0.00	$637.03	$637.03	$0.00	($637.03)
0220 - FICA	$0.00	$281.25	$281.25	$0.00	($281.25)
7860 - TITLE IIA Total:	$0.00	$3,969.17	$3,969.17	$0.00	($3,969.17)
7880 - TITLE III ENGLISH ACQ					
1000 - INSTRUCTION					
0610 - SUPPLIES (GEN)	$0.00	$266.99	$266.99	$0.00	($266.99)
7880 - TITLE III ENGLISH ACQ Total:	$0.00	$266.99	$266.99	$0.00	($266.99)

General Ledger - Element Summary Report

Fiscal Year: 2024-2025 From Date:7/1/2024 To Date:6/30/2025

Account Mask: ?????????????????? Account Type: EXPENDITURE

☐ Print accounts with zero balance ☐ Include Inactive Accounts ☐ Include PreEncumbrance

Fund / Location / Program / Function / Object	Adjusted Budget	Range To Date	Year To Date	Encumbrance	Budget Balance
704 - Bryce Valley High Total:	$32,000.00	$2,017,652.32	$2,017,652.32	$162,177.26	($2,147,829.58)
708 - Escalante High					
0050 - CLASSROOM-GENERAL					
1000 - INSTRUCTION					
0580 - TRAVEL	$0.00	$509.97	$509.97	$0.00	($509.97)
0650 - SUPPLIES TECHNOLOGY RELATED	$0.00	$3,984.06	$3,984.06	$0.00	($3,984.06)
0670 - SOFTWARE	$0.00	$0.00	$0.00	$390.00	($390.00)
0734 - TECH HARDWARD	$0.00	$1,818.00	$1,818.00	$0.00	($1,818.00)
2230 - INSTRUCTION RELATED TECHNOLOGY					
0190 - Other Salaries	$0.00	$1,815.37	$1,815.37	$0.00	($1,815.37)
0210 - STATE RETIREMENT	$0.00	$354.36	$354.36	$0.00	($354.36)
0220 - FICA	$0.00	$138.87	$138.87	$0.00	($138.87)
2600 - OPERATION & MAINTENANCE OF PLANT SERVICES					
0411 - WATER/SEWAGE	$0.00	$5,081.06	$5,081.06	$0.00	($5,081.06)
0412 - DISPOSAL	$0.00	$2,975.00	$2,975.00	$0.00	($2,975.00)
0430 - REPAIR/MAINT SERV	$0.00	$9,875.50	$9,875.50	$0.00	($9,875.50)
0441 - RENTAL of LAND AND BUILDING	$0.00	$860.00	$860.00	$0.00	($860.00)
0530 - CELL PHONE	$0.00	$1,103.58	$1,103.58	$0.00	($1,103.58)
0622 - ELECTRICITY	$0.00	$28,534.88	$28,534.88	$0.00	($28,534.88)
0623 - BOTTLED GAS	$0.00	$3,236.89	$3,236.89	$0.00	($3,236.89)
0624 - FUEL OIL	$0.00	$2,326.85	$2,326.85	$0.00	($2,326.85)
2610 - Custodial					
0220 - FICA	$0.00	$45.11	$45.11	$0.00	($45.11)
0530 - CELL PHONE	$0.00	$600.00	$600.00	$0.00	($600.00)
0610 - SUPPLIES (GEN)	$0.00	$28,435.80	$28,435.80	$1,255.63	($29,691.43)
2620 - Maintenance					
0610 - SUPPLIES (GEN)	$0.00	$8,512.89	$8,512.89	$0.00	($8,512.89)
0050 - CLASSROOM-GENERAL Total:	$0.00	$100,208.19	$100,208.19	$1,645.63	($101,853.82)
0230 - SPORTS					
1000 - INSTRUCTION					
0190 - Other Salaries	$0.00	$35,348.01	$35,348.01	$0.00	($35,348.01)
0210 - STATE RETIREMENT	$0.00	$3,740.42	$3,740.42	$0.00	($3,740.42)
0220 - FICA	$0.00	$2,686.19	$2,686.19	$0.00	($2,686.19)
3000 - NONINSTRUCTIONAL SERVICES					
0580 - TRAVEL	$0.00	$4,069.75	$4,069.75	$0.00	($4,069.75)

General Ledger - Element Summary Report

Fiscal Year: 2024-2025 From Date:7/1/2024 To Date:6/30/2025

Account Mask: ????????????????? Account Type: EXPENDITURE

☐ Print accounts with zero balance ☐ Include Inactive Accounts ☐ Include PreEncumbrance

Fund / Location / Program / Function / Object	Adjusted Budget	Range To Date	Year To Date	Encumbrance	Budget Balance
0230 - SPORTS Total:	$0.00	$45,844.37	$45,844.37	$0.00	($45,844.37)
0400 - Administration					
2400 - SUPPORT SERVICES - SCHOOL ADMINISTRATION					
0810 - DUES AND FEES	$0.00	$200.00	$200.00	$0.00	($200.00)
2410 - OFFICE OF THE PRINCIPAL					
0220 - FICA	$0.00	$33.84	$33.84	$0.00	($33.84)
0530 - CELL PHONE	$0.00	$450.00	$450.00	$0.00	($450.00)
0580 - TRAVEL	$0.00	$109.00	$109.00	$0.00	($109.00)
2500 - SUPPORT SERVICES - CENTRAL SERVICES					
0340 - OTHER PROF SERV	$0.00	$150.23	$150.23	$0.00	($150.23)
0400 - Administration Total:	$0.00	$943.07	$943.07	$0.00	($943.07)
1205 - SPECIAL EDUCATION -- ADD ON					
1000 - INSTRUCTION					
0131 - TEACHERS	$0.00	$42,729.70	$42,729.70	$5,128.68	($47,858.38)
0140 - Other Licensed Salaries	$0.00	$352.45	$352.45	$0.00	($352.45)
0161 - STAFF ASSISTANT	$0.00	$24,233.67	$24,233.67	$0.00	($24,233.67)
0198 - Other Classified Personnel	$0.00	$200.00	$200.00	$0.00	($200.00)
0210 - STATE RETIREMENT	$0.00	$8,409.62	$8,409.62	$1,001.12	($9,410.74)
0220 - FICA	$0.00	$5,153.04	$5,153.04	$392.34	($5,545.38)
0240 - GROUP INSURANCE	$0.00	$12,148.38	$12,148.38	$1,593.32	($13,741.70)
1205 - SPECIAL EDUCATION -- ADD ON Total:	$0.00	$93,226.86	$93,226.86	$8,115.46	($101,342.32)
1210 - SPECIAL EDUCATION -- SELF-CONTAINED					
1000 - INSTRUCTION					
0131 - TEACHERS	$0.00	$4,201.20	$4,201.20	$560.68	($4,761.88)
0210 - STATE RETIREMENT	$0.00	$820.04	$820.04	$109.44	($929.48)
0220 - FICA	$0.00	$320.04	$320.04	$42.88	($362.92)
0240 - GROUP INSURANCE	$0.00	$1,326.11	$1,326.11	$174.18	($1,500.29)
1210 - SPECIAL EDUCATION -- SELF-CONTAINED Total:	$0.00	$6,667.39	$6,667.39	$887.18	($7,554.57)
1220 - EXTENDED YEAR PROG FOR SEVERE DISAB					
1000 - INSTRUCTION					
0131 - TEACHERS	$0.00	$486.45	$486.45	$64.92	($551.37)
0190 - Other Salaries	$0.00	$456.00	$456.00	$0.00	($456.00)
0210 - STATE RETIREMENT	$0.00	$184.01	$184.01	$12.68	($196.69)
0220 - FICA	$0.00	$70.85	$70.85	$4.96	($75.81)
0240 - GROUP INSURANCE	$0.00	$153.49	$153.49	$20.16	($173.65)

General Ledger - Element Summary Report

Fiscal Year: 2024-2025 From Date:7/1/2024 To Date:6/30/2025

Account Mask: ?????????????????? Account Type: EXPENDITURE

☐ Print accounts with zero balance ☐ Include Inactive Accounts ☐ Include PreEncumbrance

Fund / Location / Program / Function / Object	Adjusted Budget	Range To Date	Year To Date	Encumbrance	Budget Balance
1220 - EXTENDED YEAR PROG FOR SEVERE DISAB Total:	$0.00	$1,350.80	$1,350.80	$102.72	($1,453.52)
1225 - SPECIAL EDUCATION -- INST/IMPACT AI					
1000 - INSTRUCTION					
0131 - TEACHERS	$0.00	$1,105.53	$1,105.53	$147.54	($1,253.07)
0210 - STATE RETIREMENT	$0.00	$215.80	$215.80	$28.80	($244.60)
0220 - FICA	$0.00	$84.19	$84.19	$11.28	($95.47)
0240 - GROUP INSURANCE	$0.00	$349.00	$349.00	$45.84	($394.84)
1225 - SPECIAL EDUCATION -- INST/IMPACT AI Total:	$0.00	$1,754.52	$1,754.52	$233.46	($1,987.98)
1278 - Extended Yr - SpEd Educators					
1000 - INSTRUCTION					
0190 - Other Salaries	$0.00	$1,007.00	$1,007.00	$0.00	($1,007.00)
0210 - STATE RETIREMENT	$0.00	$196.55	$196.55	$0.00	($196.55)
0220 - FICA	$0.00	$77.05	$77.05	$0.00	($77.05)
1278 - Extended Yr - SpEd Educators Total:	$0.00	$1,280.60	$1,280.60	$0.00	($1,280.60)
5220 - NESS - NECESSARILY EXIST. SCHOOL					
1000 - INSTRUCTION					
0131 - TEACHERS	$0.00	$264,113.74	$264,113.74	$35,767.08	($299,880.82)
0132 - SUB TEACHERS	$0.00	$4,752.64	$4,752.64	$0.00	($4,752.64)
0140 - Other Licensed Salaries	$0.00	$1,733.75	$1,733.75	$0.00	($1,733.75)
0210 - STATE RETIREMENT	$0.00	$53,181.50	$53,181.50	$7,212.35	($60,393.85)
0220 - FICA	$0.00	$20,259.19	$20,259.19	$2,670.04	($22,929.23)
0240 - GROUP INSURANCE	$0.00	$69,523.97	$69,523.97	$9,890.93	($79,414.90)
2400 - SUPPORT SERVICES - SCHOOL ADMINISTRATION					
0121 - PRINCIPALS	$0.00	$61,350.00	$61,350.00	$0.00	($61,350.00)
0140 - Other Licensed Salaries	$0.00	$350.00	$350.00	$0.00	($350.00)
0152 - SECRETARIAL	$0.00	$50,096.09	$50,096.09	$0.00	($50,096.09)
0198 - Other Classified Personnel	$0.00	$1,696.63	$1,696.63	$0.00	($1,696.63)
0210 - STATE RETIREMENT	$0.00	$21,969.40	$21,969.40	$0.00	($21,969.40)
0220 - FICA	$0.00	$10,209.46	$10,209.46	$0.00	($10,209.46)
0240 - GROUP INSURANCE	$0.00	$31,157.27	$31,157.27	$0.00	($31,157.27)
2410 - OFFICE OF THE PRINCIPAL					
0220 - FICA	$0.00	$11.29	$11.29	$0.00	($11.29)
0530 - CELL PHONE	$0.00	$150.00	$150.00	$0.00	($150.00)
2610 - Custodial					
0182 - CUSTODIANS-REG	$0.00	$63,497.24	$63,497.24	$0.00	($63,497.24)

General Ledger - Element Summary Report

Fiscal Year: 2024-2025 From Date:7/1/2024 To Date:6/30/2025

Account Mask: ?????????????????? Account Type: EXPENDITURE

☐ Print accounts with zero balance ☐ Include Inactive Accounts ☐ Include PreEncumbrance

Fund / Location / Program / Function / Object	Adjusted Budget	Range To Date	Year To Date	Encumbrance	Budget Balance
0198 - Other Classified Personnel	$0.00	$352.45	$352.45	$0.00	($352.45)
0210 - STATE RETIREMENT	$0.00	$11,995.81	$11,995.81	$0.00	($11,995.81)
0220 - FICA	$0.00	$4,788.71	$4,788.71	$0.00	($4,788.71)
0240 - GROUP INSURANCE	$0.00	$25,476.00	$25,476.00	$0.00	($25,476.00)
5220 - NESS - NECESSARILY EXIST. SCHOOL Total:	$0.00	$696,665.14	$696,665.14	$55,540.40	($752,205.54)
5420 - TRUSTLANDS					
1000 - INSTRUCTION					
0131 - TEACHERS	$0.00	$4,007.78	$4,007.78	$857.29	($4,865.07)
0161 - STAFF ASSISTANT	$26,000.00	$15,863.77	$15,863.77	$0.00	$10,136.23
0198 - Other Classified Personnel	$0.00	$325.00	$325.00	$0.00	($325.00)
0220 - FICA	$0.00	$1,545.10	$1,545.10	$65.59	($1,610.69)
2220 - LIBRARY/MEDIA SERVICES					
0162 - MEDIA NON-CERT	$0.00	$1,516.14	$1,516.14	$0.00	($1,516.14)
0220 - FICA	$0.00	$115.99	$115.99	$0.00	($115.99)
5420 - TRUSTLANDS Total:	$26,000.00	$23,373.78	$23,373.78	$922.88	$1,703.34
5610 - DRIVER EDUCATION - BEHIND THE WHEEL					
1000 - INSTRUCTION					
0190 - Other Salaries	$0.00	$2,416.78	$2,416.78	$0.00	($2,416.78)
0210 - STATE RETIREMENT	$0.00	$471.74	$471.74	$0.00	($471.74)
0220 - FICA	$0.00	$182.42	$182.42	$0.00	($182.42)
5610 - DRIVER EDUCATION - BEHIND THE WHEEL Total:	$0.00	$3,070.94	$3,070.94	$0.00	($3,070.94)
5651 - EDUCATOR PAID PROFESSIONAL HOURS					
1000 - INSTRUCTION					
0131 - TEACHERS	$0.00	$8,478.93	$8,478.93	$0.00	($8,478.93)
0210 - STATE RETIREMENT	$0.00	$1,752.29	$1,752.29	$0.00	($1,752.29)
0220 - FICA	$0.00	$639.18	$639.18	$0.00	($639.18)
5651 - EDUCATOR PAID PROFESSIONAL HOURS Total:	$0.00	$10,870.40	$10,870.40	$0.00	($10,870.40)
5677 - CTE Computer Grant					
1000 - INSTRUCTION					
0132 - SUB TEACHERS	$0.00	$1,629.71	$1,629.71	$0.00	($1,629.71)
0161 - STAFF ASSISTANT	$0.00	$22,957.22	$22,957.22	$3,245.61	($26,202.83)
0198 - Other Classified Personnel	$0.00	$201.40	$201.40	$0.00	($201.40)
0210 - STATE RETIREMENT	$0.00	$4,754.73	$4,754.73	$633.54	($5,388.27)
0220 - FICA	$0.00	$1,896.28	$1,896.28	$248.28	($2,144.56)
2212 - INSTRUCTION AND CURRICULUM DEVELOPMENT					

General Ledger - Element Summary Report

Fiscal Year: 2024-2025 From Date:7/1/2024 To Date:6/30/2025

Account Mask: ?????????????????? Account Type: EXPENDITURE

☐ Print accounts with zero balance ☐ Include Inactive Accounts ☐ Include PreEncumbrance

Fund / Location / Program / Function / Object	Adjusted Budget	Range To Date	Year To Date	Encumbrance	Budget Balance
SERVICES					
0190 - Other Salaries	$0.00	$1,450.09	$1,450.09	$0.00	($1,450.09)
0210 - STATE RETIREMENT	$0.00	$283.05	$283.05	$0.00	($283.05)
0220 - FICA	$0.00	$110.92	$110.92	$0.00	($110.92)
5677 - CTE Computer Grant Total:	$0.00	$33,283.40	$33,283.40	$4,127.43	($37,410.83)
5678 - TEACHER & STUDENT SUCESS ACT					
1000 - INSTRUCTION					
0131 - TEACHERS	$0.00	$30,617.00	$30,617.00	$4,373.88	($34,990.88)
0161 - STAFF ASSISTANT	$0.00	$833.83	$833.83	$0.00	($833.83)
0210 - STATE RETIREMENT	$0.00	$5,914.22	$5,914.22	$844.89	($6,759.11)
0220 - FICA	$0.00	$2,368.70	$2,368.70	$329.04	($2,697.74)
0240 - GROUP INSURANCE	$0.00	$7,347.73	$7,347.73	$1,040.31	($8,388.04)
5678 - TEACHER & STUDENT SUCESS ACT Total:	$0.00	$47,081.48	$47,081.48	$6,588.12	($53,669.60)
5807 - TSSP					
1000 - INSTRUCTION					
0190 - Other Salaries	$0.00	$4,346.00	$4,346.00	$0.00	($4,346.00)
0210 - STATE RETIREMENT	$0.00	$870.07	$870.07	$0.00	($870.07)
0220 - FICA	$0.00	$332.47	$332.47	$0.00	($332.47)
5807 - TSSP Total:	$0.00	$5,548.54	$5,548.54	$0.00	($5,548.54)
5868 - Teacher Materials and Supplies					
1000 - INSTRUCTION					
0610 - SUPPLIES (GEN)	$0.00	$5,328.19	$5,328.19	$0.00	($5,328.19)
5868 - Teacher Materials and Supplies Total:	$0.00	$5,328.19	$5,328.19	$0.00	($5,328.19)
5876 - Educator Salary Adjustment					
1000 - INSTRUCTION					
0131 - TEACHERS	$0.00	$83,214.83	$83,214.83	$11,884.19	($95,099.02)
0210 - STATE RETIREMENT	$0.00	$15,991.94	$15,991.94	$2,283.88	($18,275.82)
0220 - FICA	$0.00	$6,264.25	$6,264.25	$894.15	($7,158.40)
0240 - GROUP INSURANCE	$0.00	$18,120.20	$18,120.20	$2,671.88	($20,792.08)
5876 - Educator Salary Adjustment Total:	$0.00	$123,591.22	$123,591.22	$17,734.10	($141,325.32)
5901 - College & Career Awareness					
1000 - INSTRUCTION					
0131 - TEACHERS	$0.00	$17,669.00	$17,669.00	$2,524.14	($20,193.14)
0210 - STATE RETIREMENT	$0.00	$4,097.70	$4,097.70	$585.39	($4,683.09)
0220 - FICA	$0.00	$1,332.98	$1,332.98	$190.39	($1,523.37)

General Ledger - Element Summary Report

Fiscal Year: 2024-2025 From Date:7/1/2024 To Date:6/30/2025

Account Mask: ?????????????????? Account Type: EXPENDITURE

☐ Print accounts with zero balance ☐ Include Inactive Accounts ☐ Include PreEncumbrance

Fund / Location / Program / Function / Object	Adjusted Budget	Range To Date	Year To Date	Encumbrance	Budget Balance
0240 - GROUP INSURANCE	$0.00	$4,162.71	$4,162.71	$590.10	($4,752.81)
0610 - SUPPLIES (GEN)	$0.00	$268.14	$268.14	$0.00	($268.14)
5901 - College & Career Awareness Total:	$0.00	$27,530.53	$27,530.53	$3,890.02	($31,420.55)
5903 - School Counseling					
2120 - GUIDANCE SERVICES					
0140 - Other Licensed Salaries	$0.00	$352.45	$352.45	$0.00	($352.45)
0142 - GUIDANCE	$0.00	$53,351.63	$53,351.63	$7,005.76	($60,357.39)
0210 - STATE RETIREMENT	$0.00	$10,483.08	$10,483.08	$1,367.53	($11,850.61)
0220 - FICA	$0.00	$4,048.86	$4,048.86	$526.82	($4,575.68)
0240 - GROUP INSURANCE	$0.00	$12,981.48	$12,981.48	$1,852.69	($14,834.17)
0610 - SUPPLIES (GEN)	$0.00	$1,431.85	$1,431.85	$0.00	($1,431.85)
5903 - School Counseling Total:	$0.00	$82,649.35	$82,649.35	$10,752.80	($93,402.15)
5914 - School Safety and Support					
2290 - OTHER SUPPORT SERVICES- INSTRUCTIONAL STAFF					
0190 - Other Salaries	$0.00	$3,021.01	$3,021.01	$0.00	($3,021.01)
0210 - STATE RETIREMENT	$0.00	$589.70	$589.70	$0.00	($589.70)
0220 - FICA	$0.00	$225.03	$225.03	$0.00	($225.03)
2620 - Maintenance					
0430 - REPAIR/MAINT SERV	$0.00	$65,817.20	$65,817.20	$0.00	($65,817.20)
0610 - SUPPLIES (GEN)	$0.00	$94.99	$94.99	$0.00	($94.99)
5914 - School Safety and Support Total:	$0.00	$69,747.93	$69,747.93	$0.00	($69,747.93)
6100 - Agriculture, Food & Natural Resources					
1000 - INSTRUCTION					
0131 - TEACHERS	$0.00	$56,730.33	$56,730.33	$7,582.92	($64,313.25)
0140 - Other Licensed Salaries	$0.00	$350.00	$350.00	$0.00	($350.00)
0190 - Other Salaries	$0.00	$1,500.00	$1,500.00	$0.00	($1,500.00)
0210 - STATE RETIREMENT	$0.00	$13,584.80	$13,584.80	$1,758.48	($15,343.28)
0220 - FICA	$0.00	$4,444.06	$4,444.06	$574.69	($5,018.75)
0240 - GROUP INSURANCE	$0.00	$10,311.27	$10,311.27	$1,463.92	($11,775.19)
0610 - SUPPLIES (GEN)	$0.00	$6,170.27	$6,170.27	$0.00	($6,170.27)
6100 - Agriculture, Food & Natural Resources Total:	$0.00	$93,090.73	$93,090.73	$11,380.01	($104,470.74)
6300 - Health Science					
1000 - INSTRUCTION					
0131 - TEACHERS	$0.00	$10,133.96	$10,133.96	$1,437.28	($11,571.24)
0210 - STATE RETIREMENT	$0.00	$1,978.17	$1,978.17	$280.56	($2,258.73)

General Ledger - Element Summary Report

Fiscal Year: 2024-2025 From Date:7/1/2024 To Date:6/30/2025

Account Mask: ?????????????????? Account Type: EXPENDITURE

☐ Print accounts with zero balance ☐ Include Inactive Accounts ☐ Include PreEncumbrance

Fund / Location / Program / Function / Object	Adjusted Budget	Range To Date	Year To Date	Encumbrance	Budget Balance
0220 - FICA	$0.00	$762.87	$762.87	$108.08	($870.95)
0240 - GROUP INSURANCE	$0.00	$2,701.20	$2,701.20	$380.09	($3,081.29)
0610 - SUPPLIES (GEN)	$0.00	$867.43	$867.43	$0.00	($867.43)
6300 - Health Science Total:	$0.00	$16,443.63	$16,443.63	$2,206.01	($18,649.64)
6500 - Business & Marketing, Hospitality & Tourism					
1000 - INSTRUCTION					
0131 - TEACHERS	$0.00	$26,613.12	$26,613.12	$3,801.86	($30,414.98)
0210 - STATE RETIREMENT	$0.00	$6,171.48	$6,171.48	$881.64	($7,053.12)
0220 - FICA	$0.00	$2,035.88	$2,035.88	$290.84	($2,326.72)
0240 - GROUP INSURANCE	$0.00	$2,978.92	$2,978.92	$425.56	($3,404.48)
0610 - SUPPLIES (GEN)	$0.00	$229.00	$229.00	$0.00	($229.00)
6500 - Business & Marketing, Hospitality & Tourism Total:	$0.00	$38,028.40	$38,028.40	$5,399.90	($43,428.30)
6800 - Engineering & Manufacturing Technology					
1000 - INSTRUCTION					
0131 - TEACHERS	$0.00	$18,303.18	$18,303.18	$2,571.91	($20,875.09)
0140 - Other Licensed Salaries	$0.00	$125.00	$125.00	$0.00	($125.00)
0220 - FICA	$0.00	$1,409.73	$1,409.73	$196.75	($1,606.48)
0610 - SUPPLIES (GEN)	$0.00	$20,061.76	$20,061.76	$500.00	($20,561.76)
6800 - Engineering & Manufacturing Technology Total:	$0.00	$39,899.67	$39,899.67	$3,268.66	($43,168.33)
7225 - CARES ACT - ESSR III					
4700 - BUILDING IMPROVEMENT					
0450 - Construction Services	$0.00	$35,282.90	$35,282.90	$0.00	($35,282.90)
7225 - CARES ACT - ESSR III Total:	$0.00	$35,282.90	$35,282.90	$0.00	($35,282.90)
7590 - OTHER RESTRICTED GRANTS					
2220 - LIBRARY/MEDIA SERVICES					
0644 - LIBRARY BOOKS	$0.00	$2,668.63	$2,668.63	$0.00	($2,668.63)
7590 - OTHER RESTRICTED GRANTS Total:	$0.00	$2,668.63	$2,668.63	$0.00	($2,668.63)
7860 - TITLE IIA					
2212 - INSTRUCTION AND CURRICULUM DEVELOPMENT SERVICES					
0190 - Other Salaries	$0.00	$4,894.95	$4,894.95	$0.00	($4,894.95)
0210 - STATE RETIREMENT	$0.00	$1,028.75	$1,028.75	$0.00	($1,028.75)
0220 - FICA	$0.00	$374.47	$374.47	$0.00	($374.47)
0580 - TRAVEL	$0.00	$281.00	$281.00	$0.00	($281.00)
7860 - TITLE IIA Total:	$0.00	$6,579.17	$6,579.17	$0.00	($6,579.17)

General Ledger - Element Summary Report

Fiscal Year: 2024-2025 From Date:7/1/2024 To Date:6/30/2025

Account Mask: ????????????????? Account Type: EXPENDITURE

☐ Print accounts with zero balance ☐ Include Inactive Accounts ☐ Include PreEncumbrance

Fund / Location / Program / Function / Object	Adjusted Budget	Range To Date	Year To Date	Encumbrance	Budget Balance
708 - Escalante High Total:	$26,000.00	$1,612,009.83	$1,612,009.83	$132,794.78	($1,718,804.61)
712 - Panguitch High					
0050 - CLASSROOM-GENERAL					
1000 - INSTRUCTION					
0220 - FICA	$0.00	$565.39	$565.39	$86.97	($652.36)
0241 - PEHP Opt-Out	$0.00	$7,345.00	$7,345.00	$1,130.00	($8,475.00)
0580 - TRAVEL	$0.00	$11.93	$11.93	$0.00	($11.93)
0610 - SUPPLIES (GEN)	$0.00	($69.36)	($69.36)	$0.00	$69.36
0650 - SUPPLIES TECHNOLOGY RELATED	$0.00	$3,287.66	$3,287.66	$0.00	($3,287.66)
2230 - INSTRUCTION RELATED TECHNOLOGY					
0190 - Other Salaries	$0.00	$1,097.13	$1,097.13	$0.00	($1,097.13)
0210 - STATE RETIREMENT	$0.00	$214.16	$214.16	$0.00	($214.16)
0220 - FICA	$0.00	$81.53	$81.53	$0.00	($81.53)
2410 - OFFICE OF THE PRINCIPAL					
0580 - TRAVEL	$0.00	$24.75	$24.75	$0.00	($24.75)
2600 - OPERATION & MAINTENANCE OF PLANT SERVICES					
0340 - OTHER PROF SERV	$0.00	$30.00	$30.00	$0.00	($30.00)
0411 - WATER/SEWAGE	$0.00	$13,721.81	$13,721.81	$0.00	($13,721.81)
0412 - DISPOSAL	$0.00	$5,005.00	$5,005.00	$0.00	($5,005.00)
0430 - REPAIR/MAINT SERV	$0.00	$8,490.78	$8,490.78	$0.00	($8,490.78)
0530 - CELL PHONE	$0.00	$624.36	$624.36	$0.00	($624.36)
0621 - NATURAL GAS	$0.00	$16,784.36	$16,784.36	$0.00	($16,784.36)
0622 - ELECTRICITY	$0.00	$30,838.27	$30,838.27	$0.00	($30,838.27)
0623 - BOTTLED GAS	$0.00	$1.02	$1.02	$0.00	($1.02)
2610 - Custodial					
0182 - CUSTODIANS-REG	$0.00	$17,164.21	$17,164.21	$0.00	($17,164.21)
0210 - STATE RETIREMENT	$0.00	$4,039.15	$4,039.15	$0.00	($4,039.15)
0220 - FICA	$0.00	$1,331.31	$1,331.31	$0.00	($1,331.31)
0240 - GROUP INSURANCE	$0.00	$6,369.00	$6,369.00	$0.00	($6,369.00)
0530 - CELL PHONE	$0.00	$600.00	$600.00	$0.00	($600.00)
0610 - SUPPLIES (GEN)	$0.00	$26,034.27	$26,034.27	$1,211.21	($27,245.48)
0730 - EQUIPMENT	$0.00	$3,698.99	$3,698.99	$0.00	($3,698.99)
2620 - Maintenance					
0610 - SUPPLIES (GEN)	$0.00	$8,424.58	$8,424.58	$0.00	($8,424.58)
0050 - CLASSROOM-GENERAL Total:	$0.00	$155,715.30	$155,715.30	$2,428.18	($158,143.48)

General Ledger - Element Summary Report

Fiscal Year: 2024-2025 From Date:7/1/2024 To Date:6/30/2025

Account Mask: ?????????????????? Account Type: EXPENDITURE

☐ Print accounts with zero balance ☐ Include Inactive Accounts ☐ Include PreEncumbrance

Fund / Location / Program / Function / Object	Adjusted Budget	Range To Date	Year To Date	Encumbrance	Budget Balance
0230 - SPORTS					
1000 - INSTRUCTION					
0190 - Other Salaries	$0.00	$63,666.71	$63,666.71	$0.00	($63,666.71)
0210 - STATE RETIREMENT	$0.00	$5,436.70	$5,436.70	$0.00	($5,436.70)
0220 - FICA	$0.00	$4,847.35	$4,847.35	$0.00	($4,847.35)
3000 - NONINSTRUCTIONAL SERVICES					
0580 - TRAVEL	$0.00	$6,031.53	$6,031.53	$0.00	($6,031.53)
0610 - SUPPLIES (GEN)	$0.00	$10.00	$10.00	$0.00	($10.00)
0230 - SPORTS Total:	$0.00	$79,992.29	$79,992.29	$0.00	($79,992.29)
0400 - Administration					
2400 - SUPPORT SERVICES - SCHOOL ADMINISTRATION					
0121 - PRINCIPALS	$0.00	$99,138.60	$99,138.60	$13,200.27	($112,338.87)
0140 - Other Licensed Salaries	$0.00	$350.00	$350.00	$0.00	($350.00)
0152 - SECRETARIAL	$0.00	$7,759.01	$7,759.01	$0.00	($7,759.01)
0210 - STATE RETIREMENT	$0.00	$24,888.68	$24,888.68	$3,061.14	($27,949.82)
0220 - FICA	$0.00	$7,918.04	$7,918.04	$970.66	($8,888.70)
0240 - GROUP INSURANCE	$0.00	$25,080.80	$25,080.80	$2,709.54	($27,790.34)
0810 - DUES AND FEES	$0.00	$1,400.00	$1,400.00	$0.00	($1,400.00)
2410 - OFFICE OF THE PRINCIPAL					
0220 - FICA	$0.00	$51.51	$51.51	$7.36	($58.87)
0530 - CELL PHONE	$0.00	$700.00	$700.00	$100.00	($800.00)
0580 - TRAVEL	$0.00	$12.49	$12.49	$0.00	($12.49)
2500 - SUPPORT SERVICES - CENTRAL SERVICES					
0340 - OTHER PROF SERV	$0.00	$925.88	$925.88	$0.00	($925.88)
0400 - Administration Total:	$0.00	$168,225.01	$168,225.01	$20,048.97	($188,273.98)
1205 - SPECIAL EDUCATION -- ADD ON					
1000 - INSTRUCTION					
0610 - SUPPLIES (GEN)	$0.00	$632.00	$632.00	$0.00	($632.00)
1205 - SPECIAL EDUCATION -- ADD ON Total:	$0.00	$632.00	$632.00	$0.00	($632.00)
5220 - NESS - NECESSARILY EXIST. SCHOOL					
1000 - INSTRUCTION					
0131 - TEACHERS	$0.00	$374,995.08	$374,995.08	$50,909.18	($425,904.26)
0132 - SUB TEACHERS	$0.00	$12,818.79	$12,818.79	$0.00	($12,818.79)
0140 - Other Licensed Salaries	$0.00	$1,752.45	$1,752.45	$0.00	($1,752.45)
0210 - STATE RETIREMENT	$0.00	$82,877.90	$82,877.90	$11,256.35	($94,134.25)

General Ledger - Element Summary Report

Fiscal Year: 2024-2025 From Date:7/1/2024 To Date:6/30/2025

Account Mask: ????????????????? Account Type: EXPENDITURE

☐ Print accounts with zero balance ☐ Include Inactive Accounts ☐ Include PreEncumbrance

Fund / Location / Program / Function / Object	Adjusted Budget	Range To Date	Year To Date	Encumbrance	Budget Balance
0220 - FICA	$0.00	$31,380.88	$31,380.88	$4,039.25	($35,420.13)
0240 - GROUP INSURANCE	$0.00	$83,566.31	$83,566.31	$11,856.02	($95,422.33)
0241 - PEHP Opt-Out	$0.00	$23,730.00	$23,730.00	$3,390.00	($27,120.00)
2400 - SUPPORT SERVICES - SCHOOL ADMINISTRATION					
0152 - SECRETARIAL	$0.00	$37,909.78	$37,909.78	$0.00	($37,909.78)
0198 - Other Classified Personnel	$0.00	$1,654.07	$1,654.07	$0.00	($1,654.07)
0210 - STATE RETIREMENT	$0.00	$8,872.43	$8,872.43	$0.00	($8,872.43)
0220 - FICA	$0.00	$2,992.19	$2,992.19	$0.00	($2,992.19)
0240 - GROUP INSURANCE	$0.00	$18,342.00	$18,342.00	$0.00	($18,342.00)
2610 - Custodial					
0182 - CUSTODIANS-REG	$0.00	$55,847.10	$55,847.10	$0.00	($55,847.10)
0198 - Other Classified Personnel	$0.00	$350.00	$350.00	$0.00	($350.00)
0210 - STATE RETIREMENT	$0.00	$13,032.09	$13,032.09	$0.00	($13,032.09)
0220 - FICA	$0.00	$4,196.69	$4,196.69	$0.00	($4,196.69)
0240 - GROUP INSURANCE	$0.00	$19,107.00	$19,107.00	$0.00	($19,107.00)
5220 - NESS - NECESSARILY EXIST. SCHOOL Total:	$0.00	$773,424.76	$773,424.76	$81,450.80	($854,875.56)
5333 - CONCURRENT ENROLLMENT					
1000 - INSTRUCTION					
0161 - STAFF ASSISTANT	$0.00	$12,930.20	$12,930.20	$0.00	($12,930.20)
0198 - Other Classified Personnel	$0.00	$200.00	$200.00	$0.00	($200.00)
0220 - FICA	$0.00	$1,004.46	$1,004.46	$0.00	($1,004.46)
0650 - SUPPLIES TECHNOLOGY RELATED	$0.00	$0.00	$0.00	$12,433.71	($12,433.71)
5333 - CONCURRENT ENROLLMENT Total:	$0.00	$14,134.66	$14,134.66	$12,433.71	($26,568.37)
5420 - TRUSTLANDS					
1000 - INSTRUCTION					
0131 - TEACHERS	$95,000.00	$73,713.92	$73,713.92	$10,172.77	$11,113.31
0140 - Other Licensed Salaries	$0.00	$352.45	$352.45	$0.00	($352.45)
0161 - STAFF ASSISTANT	$0.00	$6,404.79	$6,404.79	$0.00	($6,404.79)
0198 - Other Classified Personnel	$0.00	$125.00	$125.00	$0.00	($125.00)
0210 - STATE RETIREMENT	$0.00	$14,817.68	$14,817.68	$2,037.08	($16,854.76)
0220 - FICA	$0.00	$6,019.57	$6,019.57	$756.86	($6,776.43)
0240 - GROUP INSURANCE	$0.00	$22,471.96	$22,471.96	$3,209.83	($25,681.79)
0610 - SUPPLIES (GEN)	$0.00	$384.97	$384.97	$0.00	($384.97)
0650 - SUPPLIES TECHNOLOGY RELATED	$0.00	$200.24	$200.24	$0.00	($200.24)
5420 - TRUSTLANDS Total:	$95,000.00	$124,490.58	$124,490.58	$16,176.54	($45,667.12)

General Ledger - Element Summary Report

Fiscal Year: 2024-2025 From Date:7/1/2024 To Date:6/30/2025

Account Mask: ????????????????? Account Type: EXPENDITURE

☐ Print accounts with zero balance ☐ Include Inactive Accounts ☐ Include PreEncumbrance

Fund / Location / Program / Function / Object	Adjusted Budget	Range To Date	Year To Date	Encumbrance	Budget Balance
5610 - DRIVER EDUCATION - BEHIND THE WHEEL					
1000 - INSTRUCTION					
0131 - TEACHERS	$0.00	$3,347.28	$3,347.28	$0.00	($3,347.28)
0190 - Other Salaries	$0.00	$6,978.00	$6,978.00	$0.00	($6,978.00)
0210 - STATE RETIREMENT	$0.00	$2,278.52	$2,278.52	$0.00	($2,278.52)
0220 - FICA	$0.00	$773.57	$773.57	$0.00	($773.57)
2212 - INSTRUCTION AND CURRICULUM DEVELOPMENT SERVICES					
0580 - TRAVEL	$0.00	$253.00	$253.00	$0.00	($253.00)
5610 - DRIVER EDUCATION - BEHIND THE WHEEL Total:	$0.00	$13,630.37	$13,630.37	$0.00	($13,630.37)
5651 - EDUCATOR PAID PROFESSIONAL HOURS					
1000 - INSTRUCTION					
0131 - TEACHERS	$0.00	$14,244.94	$14,244.94	$0.00	($14,244.94)
0210 - STATE RETIREMENT	$0.00	$3,112.72	$3,112.72	$0.00	($3,112.72)
0220 - FICA	$0.00	$1,059.28	$1,059.28	$0.00	($1,059.28)
5651 - EDUCATOR PAID PROFESSIONAL HOURS Total:	$0.00	$18,416.94	$18,416.94	$0.00	($18,416.94)
5674 - Suicide Prevention					
2100 - SUPPORT SERVICES - STUDENTS					
0580 - TRAVEL	$0.00	$443.02	$443.02	$0.00	($443.02)
5674 - Suicide Prevention Total:	$0.00	$443.02	$443.02	$0.00	($443.02)
5677 - CTE Computer Grant					
2212 - INSTRUCTION AND CURRICULUM DEVELOPMENT SERVICES					
0190 - Other Salaries	$0.00	$1,227.19	$1,227.19	$0.00	($1,227.19)
0210 - STATE RETIREMENT	$0.00	$241.38	$241.38	$0.00	($241.38)
0220 - FICA	$0.00	$92.60	$92.60	$0.00	($92.60)
5677 - CTE Computer Grant Total:	$0.00	$1,561.17	$1,561.17	$0.00	($1,561.17)
5678 - TEACHER & STUDENT SUCESS ACT					
1000 - INSTRUCTION					
0131 - TEACHERS	$0.00	$26,378.89	$26,378.89	$3,769.57	($30,148.46)
0210 - STATE RETIREMENT	$0.00	$5,671.73	$5,671.73	$816.52	($6,488.25)
0220 - FICA	$0.00	$1,982.36	$1,982.36	$278.07	($2,260.43)
0240 - GROUP INSURANCE	$0.00	$5,439.06	$5,439.06	$768.22	($6,207.28)
2120 - GUIDANCE SERVICES					
0142 - GUIDANCE	$0.00	$183.33	$183.33	$0.00	($183.33)
0210 - STATE RETIREMENT	$0.00	$42.51	$42.51	$0.00	($42.51)

General Ledger - Element Summary Report

Fiscal Year: 2024-2025 From Date:7/1/2024 To Date:6/30/2025

Account Mask: ?????????????????? Account Type: EXPENDITURE

☐ Print accounts with zero balance ☐ Include Inactive Accounts ☐ Include PreEncumbrance

Fund / Location / Program / Function / Object	Adjusted Budget	Range To Date	Year To Date	Encumbrance	Budget Balance
0220 - FICA	$0.00	$13.56	$13.56	$0.00	($13.56)
0240 - GROUP INSURANCE	$0.00	$52.19	$52.19	$0.00	($52.19)
2213 - Instructional Staff Training					
0190 - Other Salaries	$0.00	$16,900.23	$16,900.23	$2,089.84	($18,990.07)
0210 - STATE RETIREMENT	$0.00	$3,718.29	$3,718.29	$461.49	($4,179.78)
0220 - FICA	$0.00	$1,293.13	$1,293.13	$154.79	($1,447.92)
0240 - GROUP INSURANCE	$0.00	$1,281.30	$1,281.30	$197.17	($1,478.47)
5678 - TEACHER & STUDENT SUCESS ACT Total:	$0.00	$62,956.58	$62,956.58	$8,535.67	($71,492.25)
5807 - TSSP					
1000 - INSTRUCTION					
0190 - Other Salaries	$0.00	$3,259.50	$3,259.50	$0.00	($3,259.50)
0210 - STATE RETIREMENT	$0.00	$772.17	$772.17	$0.00	($772.17)
0220 - FICA	$0.00	$249.35	$249.35	$0.00	($249.35)
5807 - TSSP Total:	$0.00	$4,281.02	$4,281.02	$0.00	($4,281.02)
5868 - Teacher Materials and Supplies					
1000 - INSTRUCTION					
0610 - SUPPLIES (GEN)	$0.00	$5,393.27	$5,393.27	$0.00	($5,393.27)
5868 - Teacher Materials and Supplies Total:	$0.00	$5,393.27	$5,393.27	$0.00	($5,393.27)
5876 - Educator Salary Adjustment					
1000 - INSTRUCTION					
0131 - TEACHERS	$0.00	$116,918.91	$116,918.91	$16,732.22	($133,651.13)
0210 - STATE RETIREMENT	$0.00	$24,938.27	$24,938.27	$3,592.89	($28,531.16)
0220 - FICA	$0.00	$8,786.27	$8,786.27	$1,236.14	($10,022.41)
0240 - GROUP INSURANCE	$0.00	$24,507.95	$24,507.95	$3,572.99	($28,080.94)
2120 - GUIDANCE SERVICES					
0142 - GUIDANCE	$0.00	$742.00	$742.00	$0.00	($742.00)
0210 - STATE RETIREMENT	$0.00	$172.07	$172.07	$0.00	($172.07)
0220 - FICA	$0.00	$54.86	$54.86	$0.00	($54.86)
5876 - Educator Salary Adjustment Total:	$0.00	$176,120.33	$176,120.33	$25,134.24	($201,254.57)
5901 - College & Career Awareness					
1000 - INSTRUCTION					
0131 - TEACHERS	$0.00	$6,468.73	$6,468.73	$863.29	($7,332.02)
0210 - STATE RETIREMENT	$0.00	$1,262.72	$1,262.72	$168.52	($1,431.24)
0220 - FICA	$0.00	$490.13	$490.13	$65.98	($556.11)
0240 - GROUP INSURANCE	$0.00	$207.53	$207.53	$0.00	($207.53)

General Ledger - Element Summary Report

Fiscal Year: 2024-2025 From Date:7/1/2024 To Date:6/30/2025

Account Mask: ?????????????????? Account Type: EXPENDITURE

☐ Print accounts with zero balance ☐ Include Inactive Accounts ☐ Include PreEncumbrance

Fund / Location / Program / Function / Object	Adjusted Budget	Range To Date	Year To Date	Encumbrance	Budget Balance
0610 - SUPPLIES (GEN)	$0.00	$1,912.63	$1,912.63	$0.00	($1,912.63)
5901 - College & Career Awareness Total:	$0.00	$10,341.74	$10,341.74	$1,097.79	($11,439.53)
5902 - Work Based Learning					
1000 - INSTRUCTION					
0190 - Other Salaries	$0.00	$2,500.00	$2,500.00	$0.00	($2,500.00)
0210 - STATE RETIREMENT	$0.00	$579.74	$579.74	$0.00	($579.74)
0220 - FICA	$0.00	$184.80	$184.80	$0.00	($184.80)
5902 - Work Based Learning Total:	$0.00	$3,264.54	$3,264.54	$0.00	($3,264.54)
5903 - School Counseling					
2120 - GUIDANCE SERVICES					
0140 - Other Licensed Salaries	$0.00	$350.00	$350.00	$0.00	($350.00)
0142 - GUIDANCE	$0.00	$107,075.70	$107,075.70	$14,548.30	($121,624.00)
0210 - STATE RETIREMENT	$0.00	$24,912.02	$24,912.02	$3,373.75	($28,285.77)
0220 - FICA	$0.00	$7,990.12	$7,990.12	$1,079.02	($9,069.14)
0240 - GROUP INSURANCE	$0.00	$26,555.12	$26,555.12	$3,766.81	($30,321.93)
0580 - TRAVEL	$0.00	$266.77	$266.77	$0.00	($266.77)
0610 - SUPPLIES (GEN)	$0.00	$1,253.91	$1,253.91	$3,641.52	($4,895.43)
5903 - School Counseling Total:	$0.00	$168,403.64	$168,403.64	$26,409.40	($194,813.04)
5914 - School Safety and Support					
2290 - OTHER SUPPORT SERVICES- INSTRUCTIONAL STAFF					
0190 - Other Salaries	$0.00	$3,021.01	$3,021.01	$0.00	($3,021.01)
0210 - STATE RETIREMENT	$0.00	$589.69	$589.69	$0.00	($589.69)
0220 - FICA	$0.00	$230.99	$230.99	$0.00	($230.99)
2620 - Maintenance					
0430 - REPAIR/MAINT SERV	$0.00	$8,228.02	$8,228.02	$0.00	($8,228.02)
0610 - SUPPLIES (GEN)	$0.00	$94.99	$94.99	$0.00	($94.99)
5914 - School Safety and Support Total:	$0.00	$12,164.70	$12,164.70	$0.00	($12,164.70)
6100 - Agriculture, Food & Natural Resources					
1000 - INSTRUCTION					
0131 - TEACHERS	$0.00	$44,796.98	$44,796.98	$6,043.01	($50,839.99)
0140 - Other Licensed Salaries	$0.00	$352.45	$352.45	$0.00	($352.45)
0190 - Other Salaries	$0.00	$11,510.51	$11,510.51	$0.00	($11,510.51)
0210 - STATE RETIREMENT	$0.00	$11,110.01	$11,110.01	$1,179.60	($12,289.61)
0220 - FICA	$0.00	$3,905.85	$3,905.85	$400.78	($4,306.63)
0240 - GROUP INSURANCE	$0.00	$20,484.87	$20,484.87	$2,925.74	($23,410.61)

General Ledger - Element Summary Report

Fiscal Year: 2024-2025 From Date:7/1/2024 To Date:6/30/2025

Account Mask: ?????????????????? Account Type: EXPENDITURE

☐ Print accounts with zero balance ☐ Include Inactive Accounts ☐ Include PreEncumbrance

Fund / Location / Program / Function / Object	Adjusted Budget	Range To Date	Year To Date	Encumbrance	Budget Balance
0610 - SUPPLIES (GEN)	$0.00	$5,540.68	$5,540.68	$4,749.59	($10,290.27)
2212 - INSTRUCTION AND CURRICULUM DEVELOPMENT SERVICES					
0580 - TRAVEL	$0.00	$40.00	$40.00	$0.00	($40.00)
6100 - Agriculture, Food & Natural Resources Total:	$0.00	$97,741.35	$97,741.35	$15,298.72	($113,040.07)
6300 - Health Science					
1000 - INSTRUCTION					
0131 - TEACHERS	$0.00	$65,832.54	$65,832.54	$8,756.24	($74,588.78)
0140 - Other Licensed Salaries	$0.00	$350.00	$350.00	$0.00	($350.00)
0190 - Other Salaries	$0.00	$1,500.00	$1,500.00	$0.00	($1,500.00)
0210 - STATE RETIREMENT	$0.00	$15,617.69	$15,617.69	$2,030.57	($17,648.26)
0220 - FICA	$0.00	$5,646.08	$5,646.08	$726.76	($6,372.84)
0240 - GROUP INSURANCE	$0.00	$103.96	$103.96	$0.00	($103.96)
0241 - PEHP Opt-Out	$0.00	$7,910.00	$7,910.00	$1,130.00	($9,040.00)
0610 - SUPPLIES (GEN)	$0.00	$5,699.88	$5,699.88	$0.00	($5,699.88)
6300 - Health Science Total:	$0.00	$102,660.15	$102,660.15	$12,643.57	($115,303.72)
6400 - Audio/Visual Tech & Communications					
1000 - INSTRUCTION					
0610 - SUPPLIES (GEN)	$0.00	$3,144.43	$3,144.43	$0.00	($3,144.43)
6400 - Audio/Visual Tech & Communications Total:	$0.00	$3,144.43	$3,144.43	$0.00	($3,144.43)
6500 - Business & Marketing, Hospitality & Tourism					
1000 - INSTRUCTION					
0131 - TEACHERS	$0.00	$32,724.00	$32,724.00	$4,316.44	($37,040.44)
0140 - Other Licensed Salaries	$0.00	$352.45	$352.45	$0.00	($352.45)
0210 - STATE RETIREMENT	$0.00	$6,456.56	$6,456.56	$842.57	($7,299.13)
0220 - FICA	$0.00	$2,528.65	$2,528.65	$329.94	($2,858.59)
0610 - SUPPLIES (GEN)	$0.00	$228.26	$228.26	$0.00	($228.26)
6500 - Business & Marketing, Hospitality & Tourism Total:	$0.00	$42,289.92	$42,289.92	$5,488.95	($47,778.87)
6800 - Engineering & Manufacturing Technology					
1000 - INSTRUCTION					
0131 - TEACHERS	$0.00	$19,993.19	$19,993.19	$2,865.74	($22,858.93)
0210 - STATE RETIREMENT	$0.00	$3,629.56	$3,629.56	$559.40	($4,188.96)
0220 - FICA	$0.00	$1,778.11	$1,778.11	$215.90	($1,994.01)
0240 - GROUP INSURANCE	$0.00	$6,257.16	$6,257.16	$896.18	($7,153.34)
0610 - SUPPLIES (GEN)	$0.00	$24,387.10	$24,387.10	$975.00	($25,362.10)

General Ledger - Element Summary Report

Fiscal Year: 2024-2025 From Date:7/1/2024 To Date:6/30/2025

Account Mask: ?????????????????? Account Type: EXPENDITURE

☐ Print accounts with zero balance ☐ Include Inactive Accounts ☐ Include PreEncumbrance

Fund / Location / Program / Function / Object	Adjusted Budget	Range To Date	Year To Date	Encumbrance	Budget Balance
6800 - Engineering & Manufacturing Technology Total:	$0.00	$56,045.12	$56,045.12	$5,512.22	($61,557.34)
6900 - Transportation, Distribution & Logistics					
1000 - INSTRUCTION					
0131 - TEACHERS	$0.00	$7,045.50	$7,045.50	$1,007.00	($8,052.50)
0210 - STATE RETIREMENT	$0.00	$1,375.30	$1,375.30	$196.56	($1,571.86)
0220 - FICA	$0.00	$530.68	$530.68	$77.04	($607.72)
0610 - SUPPLIES (GEN)	$0.00	($599.41)	($599.41)	$0.00	$599.41
2212 - INSTRUCTION AND CURRICULUM DEVELOPMENT SERVICES					
0580 - TRAVEL	$0.00	$386.20	$386.20	$0.00	($386.20)
6900 - Transportation, Distribution & Logistics Total:	$0.00	$8,738.27	$8,738.27	$1,280.60	($10,018.87)
7401 - CTE Federal Perkins					
1000 - INSTRUCTION					
0610 - SUPPLIES (GEN)	$0.00	$9,426.34	$9,426.34	$0.00	($9,426.34)
7401 - CTE Federal Perkins Total:	$0.00	$9,426.34	$9,426.34	$0.00	($9,426.34)
7524 - IDEA-B - HANDICAPPED					
1000 - INSTRUCTION					
0161 - STAFF ASSISTANT	$0.00	$2,255.48	$2,255.48	$0.00	($2,255.48)
0220 - FICA	$0.00	$172.55	$172.55	$0.00	($172.55)
7524 - IDEA-B - HANDICAPPED Total:	$0.00	$2,428.03	$2,428.03	$0.00	($2,428.03)
7860 - TITLE IIA					
2212 - INSTRUCTION AND CURRICULUM DEVELOPMENT SERVICES					
0190 - Other Salaries	$0.00	$6,201.38	$6,201.38	$0.00	($6,201.38)
0210 - STATE RETIREMENT	$0.00	$1,421.11	$1,421.11	$0.00	($1,421.11)
0220 - FICA	$0.00	$474.42	$474.42	$0.00	($474.42)
0580 - TRAVEL	$0.00	$64.00	$64.00	$0.00	($64.00)
7860 - TITLE IIA Total:	$0.00	$8,160.91	$8,160.91	$0.00	($8,160.91)
712 - Panguitch High Total:	$95,000.00	$2,124,226.44	$2,124,226.44	$233,939.36	($2,263,165.80)
804 - BVHS					
0050 - CLASSROOM-GENERAL					
0000 - Undesignated					
0600 - Supplies & Materials	$33,000.00	$92.64	$92.64	$0.00	$32,907.36
1000 - INSTRUCTION					
0610 - SUPPLIES (GEN)	$0.00	$11,347.29	$11,347.29	$490.74	($11,838.03)
0640 - Books	$0.00	$0.00	$0.00	$20.89	($20.89)

General Ledger - Element Summary Report

Fiscal Year: 2024-2025 From Date:7/1/2024 To Date:6/30/2025

Account Mask: ?????????????????? Account Type: EXPENDITURE

☐ Print accounts with zero balance ☐ Include Inactive Accounts ☐ Include PreEncumbrance

Fund / Location / Program / Function / Object	Adjusted Budget	Range To Date	Year To Date	Encumbrance	Budget Balance
0650 - SUPPLIES TECHNOLOGY RELATED	$0.00	$248.49	$248.49	$0.00	($248.49)
0730 - EQUIPMENT	$0.00	$15,106.03	$15,106.03	$0.00	($15,106.03)
2220 - LIBRARY/MEDIA SERVICES					
0644 - LIBRARY BOOKS	$0.00	$14.38	$14.38	$4.87	($19.25)
0050 - CLASSROOM-GENERAL Total:	$33,000.00	$26,808.83	$26,808.83	$516.50	$5,674.67
0230 - SPORTS					
1000 - INSTRUCTION					
0730 - EQUIPMENT	$0.00	$624.62	$624.62	$0.00	($624.62)
2190 - OTHER SUPPORT SERVICESB STUDENTS					
0190 - Other Salaries	$0.00	$2,813.00	$2,813.00	$0.00	($2,813.00)
0210 - STATE RETIREMENT	$0.00	$431.97	$431.97	$0.00	($431.97)
0220 - FICA	$0.00	$214.79	$214.79	$0.00	($214.79)
0230 - SPORTS Total:	$0.00	$4,084.38	$4,084.38	$0.00	($4,084.38)
5420 - TRUSTLANDS					
1000 - INSTRUCTION					
0131 - TEACHERS	$0.00	$543.00	$543.00	$0.00	($543.00)
0518 - Student Day Travel & Admission	$1,500.00	$0.00	$0.00	$0.00	$1,500.00
0610 - SUPPLIES (GEN)	$2,000.00	$306.71	$306.71	$0.00	$1,693.29
0644 - LIBRARY BOOKS	$0.00	$699.34	$699.34	$0.00	($699.34)
0670 - SOFTWARE	$4,500.00	$3,680.00	$3,680.00	$0.00	$820.00
2220 - LIBRARY/MEDIA SERVICES					
0644 - LIBRARY BOOKS	$0.00	$644.14	$644.14	$26.95	($671.09)
5420 - TRUSTLANDS Total:	$8,000.00	$5,873.19	$5,873.19	$26.95	$2,099.86
5678 - TEACHER & STUDENT SUCESS ACT					
1000 - INSTRUCTION					
0610 - SUPPLIES (GEN)	$0.00	$272.91	$272.91	$0.00	($272.91)
5678 - TEACHER & STUDENT SUCESS ACT Total:	$0.00	$272.91	$272.91	$0.00	($272.91)
804 - BVHS Total:	$41,000.00	$37,039.31	$37,039.31	$543.45	$3,417.24
808 - EHS					
0050 - CLASSROOM-GENERAL					
0000 - Undesignated					
0600 - Supplies & Materials	$20,800.00	$0.00	$0.00	$0.00	$20,800.00
1000 - INSTRUCTION					
0580 - TRAVEL	$0.00	$511.26	$511.26	$0.00	($511.26)
0610 - SUPPLIES (GEN)	$0.00	$11,562.24	$11,562.24	$10.00	($11,572.24)

General Ledger - Element Summary Report

Fiscal Year: 2024-2025 From Date:7/1/2024 To Date:6/30/2025

Account Mask: ?????????????????? Account Type: EXPENDITURE

☐ Print accounts with zero balance ☐ Include Inactive Accounts ☐ Include PreEncumbrance

Fund / Location / Program / Function / Object	Adjusted Budget	Range To Date	Year To Date	Encumbrance	Budget Balance
0650 - SUPPLIES TECHNOLOGY RELATED	$0.00	$885.81	$885.81	$0.00	($885.81)
0730 - EQUIPMENT	$0.00	$675.86	$675.86	$0.00	($675.86)
2220 - LIBRARY/MEDIA SERVICES					
0644 - LIBRARY BOOKS	$0.00	$730.17	$730.17	$0.00	($730.17)
0050 - CLASSROOM-GENERAL Total:	$20,800.00	$14,365.34	$14,365.34	$10.00	$6,424.66
5420 - TRUSTLANDS					
1000 - INSTRUCTION					
0518 - Student Day Travel & Admission	$12,000.00	$0.00	$0.00	$0.00	$12,000.00
0610 - SUPPLIES (GEN)	$0.00	$1,358.00	$1,358.00	$0.00	($1,358.00)
0650 - SUPPLIES TECHNOLOGY RELATED	$4,000.00	$0.00	$0.00	$0.00	$4,000.00
0670 - SOFTWARE	$6,000.00	$780.00	$780.00	$0.00	$5,220.00
5420 - TRUSTLANDS Total:	$22,000.00	$2,138.00	$2,138.00	$0.00	$19,862.00
808 - EHS Total:	$42,800.00	$16,503.34	$16,503.34	$10.00	$26,286.66
812 - PHS					
0050 - CLASSROOM-GENERAL					
0000 - Undesignated					
0600 - Supplies & Materials	$37,400.00	$453.70	$453.70	$0.00	$36,946.30
1000 - INSTRUCTION					
0610 - SUPPLIES (GEN)	$0.00	$13,143.77	$13,143.77	$246.34	($13,390.11)
0640 - Books	$0.00	$390.61	$390.61	$0.00	($390.61)
0650 - SUPPLIES TECHNOLOGY RELATED	$0.00	$2,505.03	$2,505.03	$0.00	($2,505.03)
0730 - EQUIPMENT	$0.00	$5,147.90	$5,147.90	$0.00	($5,147.90)
0050 - CLASSROOM-GENERAL Total:	$37,400.00	$21,641.01	$21,641.01	$246.34	$15,512.65
0230 - SPORTS					
1000 - INSTRUCTION					
0730 - EQUIPMENT	$0.00	$16,787.33	$16,787.33	$0.00	($16,787.33)
0230 - SPORTS Total:	$0.00	$16,787.33	$16,787.33	$0.00	($16,787.33)
5420 - TRUSTLANDS					
1000 - INSTRUCTION					
0340 - OTHER PROF SERV	$10,000.00	$0.00	$0.00	$0.00	$10,000.00
0518 - Student Day Travel & Admission	$5,000.00	$0.00	$0.00	$0.00	$5,000.00
0580 - TRAVEL	$8,000.00	$0.00	$0.00	$0.00	$8,000.00
0610 - SUPPLIES (GEN)	$34,000.00	$30,559.91	$30,559.91	$0.00	$3,440.09
0640 - Books	$0.00	$307.50	$307.50	$0.00	($307.50)
0650 - SUPPLIES TECHNOLOGY RELATED	$0.00	$489.77	$489.77	$0.00	($489.77)

General Ledger - Element Summary Report

Fiscal Year: 2024-2025 From Date:7/1/2024 To Date:6/30/2025

Account Mask: ????????????????? Account Type: EXPENDITURE

☐ Print accounts with zero balance ☐ Include Inactive Accounts ☐ Include PreEncumbrance

Fund / Location / Program / Function / Object	Adjusted Budget	Range To Date	Year To Date	Encumbrance	Budget Balance
0670 - SOFTWARE	$11,000.00	$11,597.10	$11,597.10	$0.00	($597.10)
0734 - TECH HARDWARD	$20,000.00	$0.00	$0.00	$0.00	$20,000.00
5420 - TRUSTLANDS Total:	$88,000.00	$42,954.28	$42,954.28	$0.00	$45,045.72
5678 - TEACHER & STUDENT SUCESS ACT					
1000 - INSTRUCTION					
0610 - SUPPLIES (GEN)	$0.00	$105.34	$105.34	$0.00	($105.34)
5678 - TEACHER & STUDENT SUCESS ACT Total:	$0.00	$105.34	$105.34	$0.00	($105.34)
812 - PHS Total:	$125,400.00	$81,487.96	$81,487.96	$246.34	$43,665.70
10 - Maintenance and Operations Fund Total:	$1,102,192.55	$20,637,458.77	$20,637,458.77	$1,813,352.00	($21,348,618.22)

General Ledger - Element Summary Report

Fiscal Year: 2024-2025 From Date:7/1/2024 To Date:6/30/2025

Account Mask: ?????????????????? Account Type: EXPENDITURE

☐ Print accounts with zero balance ☐ Include Inactive Accounts ☐ Include PreEncumbrance

Fund / Location / Program / Function / Object	Adjusted Budget	Range To Date	Year To Date	Encumbrance	Budget Balance
21 - Student Activity Fund					
104 - Antimony Elementary					
0508 - Fund 21 Lunch					
1000 - INSTRUCTION					
0610 - SUPPLIES (GEN)	$0.00	$86.40	$86.40	$0.00	($86.40)
0508 - Fund 21 Lunch Total:	$0.00	$86.40	$86.40	$0.00	($86.40)
104 - Antimony Elementary Total:	$0.00	$86.40	$86.40	$0.00	($86.40)
108 - Boulder Elementary					
0502 - CyberCorps					
1000 - INSTRUCTION					
0610 - SUPPLIES (GEN)	$0.00	$2.74	$2.74	$0.00	($2.74)
0502 - CyberCorps Total:	$0.00	$2.74	$2.74	$0.00	($2.74)
0508 - Fund 21 Lunch					
1000 - INSTRUCTION					
0610 - SUPPLIES (GEN)	$0.00	$1,517.85	$1,517.85	$0.00	($1,517.85)
0508 - Fund 21 Lunch Total:	$0.00	$1,517.85	$1,517.85	$0.00	($1,517.85)
108 - Boulder Elementary Total:	$0.00	$1,520.59	$1,520.59	$0.00	($1,520.59)
112 - Bryce Valley Elementary					
0050 - CLASSROOM-GENERAL					
1000 - INSTRUCTION					
0610 - SUPPLIES (GEN)	$0.00	$815.02	$815.02	$0.00	($815.02)
0050 - CLASSROOM-GENERAL Total:	$0.00	$815.02	$815.02	$0.00	($815.02)
0052 - Activities - Chromebook					
1000 - INSTRUCTION					
0610 - SUPPLIES (GEN)	$0.00	$5,760.00	$5,760.00	$0.00	($5,760.00)
0052 - Activities - Chromebook Total:	$0.00	$5,760.00	$5,760.00	$0.00	($5,760.00)
0250 - Yearbook					
1000 - INSTRUCTION					
0610 - SUPPLIES (GEN)	$0.00	$1,039.76	$1,039.76	$0.00	($1,039.76)
0250 - Yearbook Total:	$0.00	$1,039.76	$1,039.76	$0.00	($1,039.76)
0260 - Student Body					
1000 - INSTRUCTION					
0610 - SUPPLIES (GEN)	$0.00	$2,907.86	$2,907.86	$0.00	($2,907.86)
0260 - Student Body Total:	$0.00	$2,907.86	$2,907.86	$0.00	($2,907.86)
0261 - Class Accounts					

General Ledger - Element Summary Report

Fiscal Year: 2024-2025 From Date:7/1/2024 To Date:6/30/2025

Account Mask: ????????????????? Account Type: EXPENDITURE

☐ Print accounts with zero balance ☐ Include Inactive Accounts ☐ Include PreEncumbrance

Fund / Location / Program / Function / Object	Adjusted Budget	Range To Date	Year To Date	Encumbrance	Budget Balance
1000 - INSTRUCTION					
0610 - SUPPLIES (GEN)	$0.00	$900.00	$900.00	$0.00	($900.00)
0261 - Class Accounts Total:	$0.00	$900.00	$900.00	$0.00	($900.00)
0502 - CyberCorps					
1000 - INSTRUCTION					
0610 - SUPPLIES (GEN)	$0.00	$4,489.40	$4,489.40	$0.00	($4,489.40)
0502 - CyberCorps Total:	$0.00	$4,489.40	$4,489.40	$0.00	($4,489.40)
0504 - Washington DC - Current Year					
1000 - INSTRUCTION					
0610 - SUPPLIES (GEN)	$0.00	$7,690.19	$7,690.19	$0.00	($7,690.19)
0504 - Washington DC - Current Year Total:	$0.00	$7,690.19	$7,690.19	$0.00	($7,690.19)
0508 - Fund 21 Lunch					
1000 - INSTRUCTION					
0610 - SUPPLIES (GEN)	$0.00	$18,235.68	$18,235.68	$0.00	($18,235.68)
0508 - Fund 21 Lunch Total:	$0.00	$18,235.68	$18,235.68	$0.00	($18,235.68)
3600 - Student					
1000 - INSTRUCTION					
0610 - SUPPLIES (GEN)	$0.00	($916.82)	($916.82)	$0.00	$916.82
3600 - Student Total:	$0.00	($916.82)	($916.82)	$0.00	$916.82
112 - Bryce Valley Elementary Total:	$0.00	$40,921.09	$40,921.09	$0.00	($40,921.09)
116 - Escalante Elementary					
0260 - Student Body					
1000 - INSTRUCTION					
0610 - SUPPLIES (GEN)	$0.00	$127.31	$127.31	$0.00	($127.31)
0260 - Student Body Total:	$0.00	$127.31	$127.31	$0.00	($127.31)
0503 - Washington DC - Prior Year					
1000 - INSTRUCTION					
0610 - SUPPLIES (GEN)	$0.00	$700.00	$700.00	$0.00	($700.00)
0503 - Washington DC - Prior Year Total:	$0.00	$700.00	$700.00	$0.00	($700.00)
0504 - Washington DC - Current Year					
1000 - INSTRUCTION					
0610 - SUPPLIES (GEN)	$0.00	$21,250.00	$21,250.00	$0.00	($21,250.00)
0504 - Washington DC - Current Year Total:	$0.00	$21,250.00	$21,250.00	$0.00	($21,250.00)
0505 - Holiday Bonus					
1000 - INSTRUCTION					

General Ledger - Element Summary Report

Fiscal Year: 2024-2025 From Date:7/1/2024 To Date:6/30/2025

Account Mask: ????????????????? Account Type: EXPENDITURE

☐ Print accounts with zero balance ☐ Include Inactive Accounts ☐ Include PreEncumbrance

Fund / Location / Program / Function / Object	Adjusted Budget	Range To Date	Year To Date	Encumbrance	Budget Balance
0610 - SUPPLIES (GEN)	$0.00	$1,250.00	$1,250.00	$0.00	($1,250.00)
0505 - Holiday Bonus Total:	$0.00	$1,250.00	$1,250.00	$0.00	($1,250.00)
0508 - Fund 21 Lunch					
1000 - INSTRUCTION					
0610 - SUPPLIES (GEN)	$0.00	$8,746.35	$8,746.35	$0.00	($8,746.35)
0508 - Fund 21 Lunch Total:	$0.00	$8,746.35	$8,746.35	$0.00	($8,746.35)
3600 - Student					
1000 - INSTRUCTION					
0610 - SUPPLIES (GEN)	$0.00	$171.84	$171.84	$0.00	($171.84)
3600 - Student Total:	$0.00	$171.84	$171.84	$0.00	($171.84)
116 - Escalante Elementary Total:	$0.00	$32,245.50	$32,245.50	$0.00	($32,245.50)
124 - Panguitch Elementary					
0050 - CLASSROOM-GENERAL					
1000 - INSTRUCTION					
0610 - SUPPLIES (GEN)	$0.00	$397.02	$397.02	$0.00	($397.02)
0050 - CLASSROOM-GENERAL Total:	$0.00	$397.02	$397.02	$0.00	($397.02)
0260 - Student Body					
1000 - INSTRUCTION					
0610 - SUPPLIES (GEN)	$0.00	$4,248.54	$4,248.54	$0.00	($4,248.54)
0260 - Student Body Total:	$0.00	$4,248.54	$4,248.54	$0.00	($4,248.54)
0502 - CyberCorps					
1000 - INSTRUCTION					
0610 - SUPPLIES (GEN)	$0.00	$6,014.90	$6,014.90	$0.00	($6,014.90)
0502 - CyberCorps Total:	$0.00	$6,014.90	$6,014.90	$0.00	($6,014.90)
0504 - Washington DC - Current Year					
1000 - INSTRUCTION					
0610 - SUPPLIES (GEN)	$0.00	$14,337.68	$14,337.68	$0.00	($14,337.68)
0504 - Washington DC - Current Year Total:	$0.00	$14,337.68	$14,337.68	$0.00	($14,337.68)
0505 - Holiday Bonus					
1000 - INSTRUCTION					
0610 - SUPPLIES (GEN)	$0.00	$21,217.32	$21,217.32	$0.00	($21,217.32)
0505 - Holiday Bonus Total:	$0.00	$21,217.32	$21,217.32	$0.00	($21,217.32)
0506 - Wellness					
0000 - Undesignated					
0610 - SUPPLIES (GEN)	$0.00	$550.72	$550.72	$0.00	($550.72)

General Ledger - Element Summary Report

Fiscal Year: 2024-2025 From Date:7/1/2024 To Date:6/30/2025

Account Mask: ?????????????????? Account Type: EXPENDITURE

☐ Print accounts with zero balance ☐ Include Inactive Accounts ☐ Include PreEncumbrance

Fund / Location / Program / Function / Object	Adjusted Budget	Range To Date	Year To Date	Encumbrance	Budget Balance
0506 - Wellness Total:	$0.00	$550.72	$550.72	$0.00	($550.72)
0508 - Fund 21 Lunch					
1000 - INSTRUCTION					
0610 - SUPPLIES (GEN)	$0.00	$29,624.67	$29,624.67	$0.00	($29,624.67)
0508 - Fund 21 Lunch Total:	$0.00	$29,624.67	$29,624.67	$0.00	($29,624.67)
124 - Panguitch Elementary Total:	$0.00	$76,390.85	$76,390.85	$0.00	($76,390.85)
304 - Panguitch Middle					
0050 - CLASSROOM-GENERAL					
1000 - INSTRUCTION					
0610 - SUPPLIES (GEN)	$0.00	$1,335.00	$1,335.00	$0.00	($1,335.00)
0050 - CLASSROOM-GENERAL Total:	$0.00	$1,335.00	$1,335.00	$0.00	($1,335.00)
0230 - SPORTS					
1000 - INSTRUCTION					
0870 - INDIRECT COSTS RESTRICTED	$0.00	$490.00	$490.00	$0.00	($490.00)
0230 - SPORTS Total:	$0.00	$490.00	$490.00	$0.00	($490.00)
0260 - Student Body					
1000 - INSTRUCTION					
0610 - SUPPLIES (GEN)	$0.00	$1,381.00	$1,381.00	$0.00	($1,381.00)
0260 - Student Body Total:	$0.00	$1,381.00	$1,381.00	$0.00	($1,381.00)
0508 - Fund 21 Lunch					
1000 - INSTRUCTION					
0610 - SUPPLIES (GEN)	$0.00	$2,698.55	$2,698.55	$0.00	($2,698.55)
0508 - Fund 21 Lunch Total:	$0.00	$2,698.55	$2,698.55	$0.00	($2,698.55)
304 - Panguitch Middle Total:	$0.00	$5,904.55	$5,904.55	$0.00	($5,904.55)
704 - Bryce Valley High					
0015 - AGRICULTURE					
1000 - INSTRUCTION					
0610 - SUPPLIES (GEN)	$0.00	$377.00	$377.00	$0.00	($377.00)
0015 - AGRICULTURE Total:	$0.00	$377.00	$377.00	$0.00	($377.00)
0030 - ATHLETICS (INTERSCHOOL)					
1000 - INSTRUCTION					
0610 - SUPPLIES (GEN)	$0.00	$8,838.02	$8,838.02	$0.00	($8,838.02)
0030 - ATHLETICS (INTERSCHOOL) Total:	$0.00	$8,838.02	$8,838.02	$0.00	($8,838.02)
0035 - Cheerleading					
1000 - INSTRUCTION					

General Ledger - Element Summary Report

Fiscal Year: 2024-2025 From Date:7/1/2024 To Date:6/30/2025

Account Mask: ?????????????????? Account Type: EXPENDITURE

☐ Print accounts with zero balance ☐ Include Inactive Accounts ☐ Include PreEncumbrance

Fund / Location / Program / Function / Object	Adjusted Budget	Range To Date	Year To Date	Encumbrance	Budget Balance
0610 - SUPPLIES (GEN)	$0.00	$2,552.96	$2,552.96	$0.00	($2,552.96)
0035 - Cheerleading Total:	$0.00	$2,552.96	$2,552.96	$0.00	($2,552.96)
0111 - Debate					
1000 - INSTRUCTION					
0610 - SUPPLIES (GEN)	$0.00	$700.00	$700.00	$0.00	($700.00)
0111 - Debate Total:	$0.00	$700.00	$700.00	$0.00	($700.00)
0114 - SPEECH AND DRAMA					
1000 - INSTRUCTION					
0610 - SUPPLIES (GEN)	$0.00	$1,107.32	$1,107.32	$0.00	($1,107.32)
0114 - SPEECH AND DRAMA Total:	$0.00	$1,107.32	$1,107.32	$0.00	($1,107.32)
0130 - HOMEMAKING					
1000 - INSTRUCTION					
0610 - SUPPLIES (GEN)	$0.00	$2,356.94	$2,356.94	$0.00	($2,356.94)
0130 - HOMEMAKING Total:	$0.00	$2,356.94	$2,356.94	$0.00	($2,356.94)
0140 - INDUSTRIAL ARTS					
1000 - INSTRUCTION					
0610 - SUPPLIES (GEN)	$0.00	$776.50	$776.50	$0.00	($776.50)
0140 - INDUSTRIAL ARTS Total:	$0.00	$776.50	$776.50	$0.00	($776.50)
0231 - Boys Basketball					
1000 - INSTRUCTION					
0610 - SUPPLIES (GEN)	$0.00	$1,580.92	$1,580.92	$0.00	($1,580.92)
0231 - Boys Basketball Total:	$0.00	$1,580.92	$1,580.92	$0.00	($1,580.92)
0232 - BASEBALL					
1000 - INSTRUCTION					
0610 - SUPPLIES (GEN)	$0.00	$4,404.11	$4,404.11	$0.00	($4,404.11)
0232 - BASEBALL Total:	$0.00	$4,404.11	$4,404.11	$0.00	($4,404.11)
0242 - VOLLEYBALL					
1000 - INSTRUCTION					
0610 - SUPPLIES (GEN)	$0.00	$340.00	$340.00	$0.00	($340.00)
0242 - VOLLEYBALL Total:	$0.00	$340.00	$340.00	$0.00	($340.00)
0245 - WRESTLING					
1000 - INSTRUCTION					
0610 - SUPPLIES (GEN)	$0.00	$1,052.90	$1,052.90	$0.00	($1,052.90)
0245 - WRESTLING Total:	$0.00	$1,052.90	$1,052.90	$0.00	($1,052.90)
0248 - Girls Basketball					

General Ledger - Element Summary Report

Fiscal Year: 2024-2025 From Date:7/1/2024 To Date:6/30/2025

Account Mask: ????????????????? Account Type: EXPENDITURE

☐ Print accounts with zero balance ☐ Include Inactive Accounts ☐ Include PreEncumbrance

Fund / Location / Program / Function / Object	Adjusted Budget	Range To Date	Year To Date	Encumbrance	Budget Balance
1000 - INSTRUCTION					
0610 - SUPPLIES (GEN)	$0.00	$969.60	$969.60	$0.00	($969.60)
0248 - Girls Basketball Total:	$0.00	$969.60	$969.60	$0.00	($969.60)
0250 - Yearbook					
1000 - INSTRUCTION					
0610 - SUPPLIES (GEN)	$0.00	$6,236.55	$6,236.55	$0.00	($6,236.55)
0250 - Yearbook Total:	$0.00	$6,236.55	$6,236.55	$0.00	($6,236.55)
0260 - Student Body					
1000 - INSTRUCTION					
0610 - SUPPLIES (GEN)	$0.00	$11,363.20	$11,363.20	$0.00	($11,363.20)
0260 - Student Body Total:	$0.00	$11,363.20	$11,363.20	$0.00	($11,363.20)
0261 - Class Accounts					
1000 - INSTRUCTION					
0610 - SUPPLIES (GEN)	$0.00	$1,076.90	$1,076.90	$0.00	($1,076.90)
0261 - Class Accounts Total:	$0.00	$1,076.90	$1,076.90	$0.00	($1,076.90)
0262 - Class Accounts					
1000 - INSTRUCTION					
0610 - SUPPLIES (GEN)	$0.00	$3,195.08	$3,195.08	$0.00	($3,195.08)
0262 - Class Accounts Total:	$0.00	$3,195.08	$3,195.08	$0.00	($3,195.08)
0263 - Class Accounts					
1000 - INSTRUCTION					
0610 - SUPPLIES (GEN)	$0.00	$25.00	$25.00	$0.00	($25.00)
0263 - Class Accounts Total:	$0.00	$25.00	$25.00	$0.00	($25.00)
0508 - Fund 21 Lunch					
1000 - INSTRUCTION					
0610 - SUPPLIES (GEN)	$0.00	$32,938.06	$32,938.06	$0.00	($32,938.06)
0508 - Fund 21 Lunch Total:	$0.00	$32,938.06	$32,938.06	$0.00	($32,938.06)
3600 - Student					
1000 - INSTRUCTION					
0610 - SUPPLIES (GEN)	$0.00	$72.54	$72.54	$0.00	($72.54)
3600 - Student Total:	$0.00	$72.54	$72.54	$0.00	($72.54)
704 - Bryce Valley High Total:	$0.00	$79,963.60	$79,963.60	$0.00	($79,963.60)
708 - Escalante High					
0015 - AGRICULTURE					
1000 - INSTRUCTION					

General Ledger - Element Summary Report

Fiscal Year: 2024-2025 From Date:7/1/2024 To Date:6/30/2025

Account Mask: ?????????????????? Account Type: EXPENDITURE

☐ Print accounts with zero balance ☐ Include Inactive Accounts ☐ Include PreEncumbrance

Fund / Location / Program / Function / Object	Adjusted Budget	Range To Date	Year To Date	Encumbrance	Budget Balance
0610 - SUPPLIES (GEN)	$0.00	$831.92	$831.92	$0.00	($831.92)
0015 - AGRICULTURE Total:	$0.00	$831.92	$831.92	$0.00	($831.92)
0030 - ATHLETICS (INTERSCHOOL)					
1000 - INSTRUCTION					
0610 - SUPPLIES (GEN)	$0.00	$389.86	$389.86	$0.00	($389.86)
0030 - ATHLETICS (INTERSCHOOL) Total:	$0.00	$389.86	$389.86	$0.00	($389.86)
0034 - Track and Cross Country					
1000 - INSTRUCTION					
0610 - SUPPLIES (GEN)	$0.00	$3,046.25	$3,046.25	$0.00	($3,046.25)
0034 - Track and Cross Country Total:	$0.00	$3,046.25	$3,046.25	$0.00	($3,046.25)
0035 - Cheerleading					
1000 - INSTRUCTION					
0610 - SUPPLIES (GEN)	$0.00	$5,737.87	$5,737.87	$0.00	($5,737.87)
0035 - Cheerleading Total:	$0.00	$5,737.87	$5,737.87	$0.00	($5,737.87)
0052 - Activities - Chromebook					
1000 - INSTRUCTION					
0610 - SUPPLIES (GEN)	$0.00	$1,000.00	$1,000.00	$0.00	($1,000.00)
0052 - Activities - Chromebook Total:	$0.00	$1,000.00	$1,000.00	$0.00	($1,000.00)
0100 - DRIVER EDUCATION (CLASSROOM)					
1000 - INSTRUCTION					
0610 - SUPPLIES (GEN)	$0.00	$1,750.00	$1,750.00	$0.00	($1,750.00)
0100 - DRIVER EDUCATION (CLASSROOM) Total:	$0.00	$1,750.00	$1,750.00	$0.00	($1,750.00)
0130 - HOMEMAKING					
1000 - INSTRUCTION					
0610 - SUPPLIES (GEN)	$0.00	$99.51	$99.51	$0.00	($99.51)
0130 - HOMEMAKING Total:	$0.00	$99.51	$99.51	$0.00	($99.51)
0140 - INDUSTRIAL ARTS					
1000 - INSTRUCTION					
0610 - SUPPLIES (GEN)	$0.00	$145.75	$145.75	$0.00	($145.75)
0140 - INDUSTRIAL ARTS Total:	$0.00	$145.75	$145.75	$0.00	($145.75)
0231 - Boys Basketball					
1000 - INSTRUCTION					
0610 - SUPPLIES (GEN)	$0.00	$3,010.54	$3,010.54	$0.00	($3,010.54)
0231 - Boys Basketball Total:	$0.00	$3,010.54	$3,010.54	$0.00	($3,010.54)

General Ledger - Element Summary Report

Fiscal Year: 2024-2025 From Date:7/1/2024 To Date:6/30/2025

Account Mask: ?????????????????? Account Type: EXPENDITURE

☐ Print accounts with zero balance ☐ Include Inactive Accounts ☐ Include PreEncumbrance

Fund / Location / Program / Function / Object	Adjusted Budget	Range To Date	Year To Date	Encumbrance	Budget Balance
0236 - FOOTBALL					
1000 - INSTRUCTION					
0610 - SUPPLIES (GEN)	$0.00	$12,945.14	$12,945.14	$14,990.00	($27,935.14)
0236 - FOOTBALL Total:	$0.00	$12,945.14	$12,945.14	$14,990.00	($27,935.14)
0242 - VOLLEYBALL					
1000 - INSTRUCTION					
0610 - SUPPLIES (GEN)	$0.00	$4,269.07	$4,269.07	$0.00	($4,269.07)
0242 - VOLLEYBALL Total:	$0.00	$4,269.07	$4,269.07	$0.00	($4,269.07)
0245 - WRESTLING					
1000 - INSTRUCTION					
0610 - SUPPLIES (GEN)	$0.00	$2,042.33	$2,042.33	$0.00	($2,042.33)
0245 - WRESTLING Total:	$0.00	$2,042.33	$2,042.33	$0.00	($2,042.33)
0248 - Girls Basketball					
1000 - INSTRUCTION					
0610 - SUPPLIES (GEN)	$0.00	$7,488.98	$7,488.98	$0.00	($7,488.98)
0248 - Girls Basketball Total:	$0.00	$7,488.98	$7,488.98	$0.00	($7,488.98)
0250 - Yearbook					
1000 - INSTRUCTION					
0610 - SUPPLIES (GEN)	$0.00	$3,382.50	$3,382.50	$0.00	($3,382.50)
0250 - Yearbook Total:	$0.00	$3,382.50	$3,382.50	$0.00	($3,382.50)
0260 - Student Body					
1000 - INSTRUCTION					
0610 - SUPPLIES (GEN)	$0.00	$7,353.25	$7,353.25	$0.00	($7,353.25)
0260 - Student Body Total:	$0.00	$7,353.25	$7,353.25	$0.00	($7,353.25)
0262 - Class Accounts					
1000 - INSTRUCTION					
0610 - SUPPLIES (GEN)	$0.00	$3,470.29	$3,470.29	$0.00	($3,470.29)
0262 - Class Accounts Total:	$0.00	$3,470.29	$3,470.29	$0.00	($3,470.29)
0263 - Class Accounts					
1000 - INSTRUCTION					
0610 - SUPPLIES (GEN)	$0.00	$4,809.77	$4,809.77	$0.00	($4,809.77)
0263 - Class Accounts Total:	$0.00	$4,809.77	$4,809.77	$0.00	($4,809.77)
0264 - Class Accounts					
1000 - INSTRUCTION					
0610 - SUPPLIES (GEN)	$0.00	$50.00	$50.00	$0.00	($50.00)

General Ledger - Element Summary Report

Fiscal Year: 2024-2025 From Date:7/1/2024 To Date:6/30/2025

Account Mask: ?????????????????? Account Type: EXPENDITURE

☐ Print accounts with zero balance ☐ Include Inactive Accounts ☐ Include PreEncumbrance

Fund / Location / Program / Function / Object	Adjusted Budget	Range To Date	Year To Date	Encumbrance	Budget Balance
0264 - Class Accounts Total:	$0.00	$50.00	$50.00	$0.00	($50.00)
0501 - Fitness Center					
1000 - INSTRUCTION					
0610 - SUPPLIES (GEN)	$0.00	$7,030.54	$7,030.54	$0.00	($7,030.54)
0501 - Fitness Center Total:	$0.00	$7,030.54	$7,030.54	$0.00	($7,030.54)
0508 - Fund 21 Lunch					
1000 - INSTRUCTION					
0610 - SUPPLIES (GEN)	$0.00	$9,556.20	$9,556.20	$0.00	($9,556.20)
0508 - Fund 21 Lunch Total:	$0.00	$9,556.20	$9,556.20	$0.00	($9,556.20)
708 - Escalante High Total:	$0.00	$78,409.77	$78,409.77	$14,990.00	($93,399.77)
712 - Panguitch High					
0015 - AGRICULTURE					
1000 - INSTRUCTION					
0610 - SUPPLIES (GEN)	$0.00	$5,153.04	$5,153.04	$0.00	($5,153.04)
0015 - AGRICULTURE Total:	$0.00	$5,153.04	$5,153.04	$0.00	($5,153.04)
0030 - ATHLETICS (INTERSCHOOL)					
1000 - INSTRUCTION					
0610 - SUPPLIES (GEN)	$0.00	$33,713.44	$33,713.44	$0.00	($33,713.44)
0030 - ATHLETICS (INTERSCHOOL) Total:	$0.00	$33,713.44	$33,713.44	$0.00	($33,713.44)
0034 - Track and Cross Country					
1000 - INSTRUCTION					
0610 - SUPPLIES (GEN)	$0.00	$2,168.36	$2,168.36	$0.00	($2,168.36)
0034 - Track and Cross Country Total:	$0.00	$2,168.36	$2,168.36	$0.00	($2,168.36)
0035 - Cheerleading					
1000 - INSTRUCTION					
0610 - SUPPLIES (GEN)	$0.00	$20,533.79	$20,533.79	$0.00	($20,533.79)
0035 - Cheerleading Total:	$0.00	$20,533.79	$20,533.79	$0.00	($20,533.79)
0037 - Undesignated					
1000 - INSTRUCTION					
0610 - SUPPLIES (GEN)	$0.00	$17,348.62	$17,348.62	$0.00	($17,348.62)
0037 - Undesignated Total:	$0.00	$17,348.62	$17,348.62	$0.00	($17,348.62)
0052 - Activities - Chromebook					
1000 - INSTRUCTION					
0610 - SUPPLIES (GEN)	$0.00	$669.00	$669.00	$0.00	($669.00)
0052 - Activities - Chromebook Total:	$0.00	$669.00	$669.00	$0.00	($669.00)

General Ledger - Element Summary Report

Fiscal Year: 2024-2025 From Date:7/1/2024 To Date:6/30/2025

Account Mask: ?????????????????? Account Type: EXPENDITURE

☐ Print accounts with zero balance ☐ Include Inactive Accounts ☐ Include PreEncumbrance

Fund / Location / Program / Function / Object	Adjusted Budget	Range To Date	Year To Date	Encumbrance	Budget Balance
0100 - DRIVER EDUCATION (CLASSROOM)					
1000 - INSTRUCTION					
0610 - SUPPLIES (GEN)	$0.00	$5,850.00	$5,850.00	$0.00	($5,850.00)
0100 - DRIVER EDUCATION (CLASSROOM) Total:	$0.00	$5,850.00	$5,850.00	$0.00	($5,850.00)
0111 - Debate					
1000 - INSTRUCTION					
0610 - SUPPLIES (GEN)	$0.00	$4,317.74	$4,317.74	$0.00	($4,317.74)
0111 - Debate Total:	$0.00	$4,317.74	$4,317.74	$0.00	($4,317.74)
0114 - SPEECH AND DRAMA					
1000 - INSTRUCTION					
0610 - SUPPLIES (GEN)	$0.00	$6,670.42	$6,670.42	$0.00	($6,670.42)
0114 - SPEECH AND DRAMA Total:	$0.00	$6,670.42	$6,670.42	$0.00	($6,670.42)
0130 - HOMEMAKING					
1000 - INSTRUCTION					
0610 - SUPPLIES (GEN)	$0.00	$1,096.89	$1,096.89	$0.00	($1,096.89)
0130 - HOMEMAKING Total:	$0.00	$1,096.89	$1,096.89	$0.00	($1,096.89)
0140 - INDUSTRIAL ARTS					
1000 - INSTRUCTION					
0610 - SUPPLIES (GEN)	$0.00	$3,218.41	$3,218.41	$0.00	($3,218.41)
0140 - INDUSTRIAL ARTS Total:	$0.00	$3,218.41	$3,218.41	$0.00	($3,218.41)
0231 - Boys Basketball					
1000 - INSTRUCTION					
0610 - SUPPLIES (GEN)	$0.00	$19,877.97	$19,877.97	$0.00	($19,877.97)
0231 - Boys Basketball Total:	$0.00	$19,877.97	$19,877.97	$0.00	($19,877.97)
0232 - BASEBALL					
1000 - INSTRUCTION					
0610 - SUPPLIES (GEN)	$0.00	$11,483.76	$11,483.76	$0.00	($11,483.76)
0232 - BASEBALL Total:	$0.00	$11,483.76	$11,483.76	$0.00	($11,483.76)
0236 - FOOTBALL					
1000 - INSTRUCTION					
0610 - SUPPLIES (GEN)	$0.00	$22,732.47	$22,732.47	$5,355.00	($28,087.47)
0236 - FOOTBALL Total:	$0.00	$22,732.47	$22,732.47	$5,355.00	($28,087.47)
0238 - GOLF					
1000 - INSTRUCTION					

General Ledger - Element Summary Report

Fiscal Year: 2024-2025 From Date:7/1/2024 To Date:6/30/2025

Account Mask: ?????????????????? Account Type: EXPENDITURE

☐ Print accounts with zero balance ☐ Include Inactive Accounts ☐ Include PreEncumbrance

Fund / Location / Program / Function / Object	Adjusted Budget	Range To Date	Year To Date	Encumbrance	Budget Balance
0610 - SUPPLIES (GEN)	$0.00	$3,728.96	$3,728.96	$0.00	($3,728.96)
0238 - GOLF Total:	$0.00	$3,728.96	$3,728.96	$0.00	($3,728.96)
0240 - SOFTBALL					
1000 - INSTRUCTION					
0610 - SUPPLIES (GEN)	$0.00	$15,645.51	$15,645.51	$0.00	($15,645.51)
0240 - SOFTBALL Total:	$0.00	$15,645.51	$15,645.51	$0.00	($15,645.51)
0242 - VOLLEYBALL					
1000 - INSTRUCTION					
0610 - SUPPLIES (GEN)	$0.00	$9,578.72	$9,578.72	$0.00	($9,578.72)
0242 - VOLLEYBALL Total:	$0.00	$9,578.72	$9,578.72	$0.00	($9,578.72)
0245 - WRESTLING					
1000 - INSTRUCTION					
0610 - SUPPLIES (GEN)	$0.00	$21,330.24	$21,330.24	$0.00	($21,330.24)
0245 - WRESTLING Total:	$0.00	$21,330.24	$21,330.24	$0.00	($21,330.24)
0248 - Girls Basketball					
1000 - INSTRUCTION					
0610 - SUPPLIES (GEN)	$0.00	$19,043.15	$19,043.15	$0.00	($19,043.15)
0248 - Girls Basketball Total:	$0.00	$19,043.15	$19,043.15	$0.00	($19,043.15)
0250 - Yearbook					
1000 - INSTRUCTION					
0610 - SUPPLIES (GEN)	$0.00	$1,683.14	$1,683.14	$0.00	($1,683.14)
0250 - Yearbook Total:	$0.00	$1,683.14	$1,683.14	$0.00	($1,683.14)
0260 - Student Body					
1000 - INSTRUCTION					
0610 - SUPPLIES (GEN)	$0.00	$10,313.31	$10,313.31	$0.00	($10,313.31)
0260 - Student Body Total:	$0.00	$10,313.31	$10,313.31	$0.00	($10,313.31)
0262 - Class Accounts					
1000 - INSTRUCTION					
0610 - SUPPLIES (GEN)	$0.00	$5,109.52	$5,109.52	$0.00	($5,109.52)
0262 - Class Accounts Total:	$0.00	$5,109.52	$5,109.52	$0.00	($5,109.52)
0263 - Class Accounts					
1000 - INSTRUCTION					
0610 - SUPPLIES (GEN)	$0.00	$4,091.77	$4,091.77	$0.00	($4,091.77)
0263 - Class Accounts Total:	$0.00	$4,091.77	$4,091.77	$0.00	($4,091.77)
0264 - Class Accounts					

General Ledger - Element Summary Report

Fiscal Year: 2024-2025 From Date:7/1/2024 To Date:6/30/2025

Account Mask: ????????????????? Account Type: EXPENDITURE

☐ Print accounts with zero balance ☐ Include Inactive Accounts ☐ Include PreEncumbrance

Fund / Location / Program / Function / Object	Adjusted Budget	Range To Date	Year To Date	Encumbrance	Budget Balance
1000 - INSTRUCTION					
0610 - SUPPLIES (GEN)	$0.00	$1,006.03	$1,006.03	$0.00	($1,006.03)
0264 - Class Accounts Total:	$0.00	$1,006.03	$1,006.03	$0.00	($1,006.03)
0265 - Class Accounts					
1000 - INSTRUCTION					
0610 - SUPPLIES (GEN)	$0.00	$187.45	$187.45	$0.00	($187.45)
0265 - Class Accounts Total:	$0.00	$187.45	$187.45	$0.00	($187.45)
0266 - School Concession Progam					
1000 - INSTRUCTION					
0610 - SUPPLIES (GEN)	$0.00	$1,841.33	$1,841.33	$0.00	($1,841.33)
0266 - School Concession Progam Total:	$0.00	$1,841.33	$1,841.33	$0.00	($1,841.33)
0267 - School Concession Program					
1000 - INSTRUCTION					
0610 - SUPPLIES (GEN)	$0.00	$729.16	$729.16	$0.00	($729.16)
0267 - School Concession Program Total:	$0.00	$729.16	$729.16	$0.00	($729.16)
0268 - Undesignated					
1000 - INSTRUCTION					
0610 - SUPPLIES (GEN)	$0.00	$1,153.66	$1,153.66	$0.00	($1,153.66)
0268 - Undesignated Total:	$0.00	$1,153.66	$1,153.66	$0.00	($1,153.66)
0269 - Undesignated					
1000 - INSTRUCTION					
0610 - SUPPLIES (GEN)	$0.00	$854.05	$854.05	$0.00	($854.05)
0269 - Undesignated Total:	$0.00	$854.05	$854.05	$0.00	($854.05)
0270 - Undesignated					
1000 - INSTRUCTION					
0610 - SUPPLIES (GEN)	$0.00	$613.45	$613.45	$0.00	($613.45)
0270 - Undesignated Total:	$0.00	$613.45	$613.45	$0.00	($613.45)
0271 - Undesignated					
1000 - INSTRUCTION					
0610 - SUPPLIES (GEN)	$0.00	$2,220.00	$2,220.00	$0.00	($2,220.00)
0271 - Undesignated Total:	$0.00	$2,220.00	$2,220.00	$0.00	($2,220.00)
3600 - Student					
1000 - INSTRUCTION					
0610 - SUPPLIES (GEN)	$0.00	$1,350.52	$1,350.52	$29.68	($1,380.20)
3600 - Student Total:	$0.00	$1,350.52	$1,350.52	$29.68	($1,380.20)

General Ledger - Element Summary Report

Fiscal Year: 2024-2025 From Date:7/1/2024 To Date:6/30/2025

Account Mask: ?????????????????

Account Type: EXPENDITURE

☐ Print accounts with zero balance ☐ Include Inactive Accounts ☐ Include PreEncumbrance

Fund / Location / Program / Function / Object	Adjusted Budget	Range To Date	Year To Date	Encumbrance	Budget Balance
712 - Panguitch High Total:	$0.00	$255,313.88	$255,313.88	$5,384.68	($260,698.56)
21 - Student Activity Fund Total:	$0.00	$570,756.23	$570,756.23	$20,374.68	($591,130.91)

General Ledger - Element Summary Report

Fiscal Year: 2024-2025 From Date:7/1/2024 To Date:6/30/2025

Account Mask: ?????????????????? Account Type: EXPENDITURE

☐ Print accounts with zero balance ☐ Include Inactive Accounts ☐ Include PreEncumbrance

Fund / Location / Program / Function / Object	Adjusted Budget	Range To Date	Year To Date	Encumbrance	Budget Balance
32 - Capital Projects Fund					
124 - Panguitch Elementary					
5500 - PUBLIC EDUCATION CAPITAL OUTLAY					
4600 - SITE IMPROVEMENT					
0450 - Construction Services	$0.00	$64,989.28	$64,989.28	$0.00	($64,989.28)
4900 - OTHER FACILITIES ACQUISITION & CONSTRUCTION SERVIC					
0710 - SITE ACQUISITION	$0.00	$17,173.00	$17,173.00	$17,173.00	($34,346.00)
5500 - PUBLIC EDUCATION CAPITAL OUTLAY Total:	$0.00	$82,162.28	$82,162.28	$17,173.00	($99,335.28)
124 - Panguitch Elementary Total:	$0.00	$82,162.28	$82,162.28	$17,173.00	($99,335.28)
304 - Panguitch Middle					
5500 - PUBLIC EDUCATION CAPITAL OUTLAY					
4300 - ARCHITECTURE AND ENGINEERING SERVICES					
0346 - Architectural and Engineering	$0.00	$24,392.00	$24,392.00	$0.00	($24,392.00)
5500 - PUBLIC EDUCATION CAPITAL OUTLAY Total:	$0.00	$24,392.00	$24,392.00	$0.00	($24,392.00)
304 - Panguitch Middle Total:	$0.00	$24,392.00	$24,392.00	$0.00	($24,392.00)
500 - District Office					
5500 - PUBLIC EDUCATION CAPITAL OUTLAY					
2500 - SUPPORT SERVICES - CENTRAL SERVICES					
0736 - SOFTWARE	$0.00	$612.00	$612.00	$0.00	($612.00)
5300 - LEASE - PURCHASE AGREEMENTS					
0830 - INTEREST	$0.00	$210,647.80	$210,647.80	$0.00	($210,647.80)
0840 - REDEMPTN/PRINC	$0.00	$1,325,704.66	$1,325,704.66	$0.00	($1,325,704.66)
5500 - PUBLIC EDUCATION CAPITAL OUTLAY Total:	$0.00	$1,536,964.46	$1,536,964.46	$0.00	($1,536,964.46)
500 - District Office Total:	$0.00	$1,536,964.46	$1,536,964.46	$0.00	($1,536,964.46)
704 - Bryce Valley High					
0400 - Administration					
2620 - Maintenance					
0430 - REPAIR/MAINT SERV	$0.00	$142,412.51	$142,412.51	$7,166.06	($149,578.57)
0400 - Administration Total:	$0.00	$142,412.51	$142,412.51	$7,166.06	($149,578.57)
5500 - PUBLIC EDUCATION CAPITAL OUTLAY					
4300 - ARCHITECTURE AND ENGINEERING SERVICES					
0340 - OTHER PROF SERV	$0.00	$27,486.32	$27,486.32	$0.00	($27,486.32)
0346 - Architectural and Engineering	$0.00	$54,416.58	$54,416.58	$0.00	($54,416.58)
4700 - BUILDING IMPROVEMENT					
0450 - Construction Services	$0.00	$2,348,755.77	$2,348,755.77	$0.00	($2,348,755.77)

General Ledger - Element Summary Report

Fiscal Year: 2024-2025 From Date:7/1/2024 To Date:6/30/2025

Account Mask: ?????????????????? Account Type: EXPENDITURE

☐ Print accounts with zero balance ☐ Include Inactive Accounts ☐ Include PreEncumbrance

Fund / Location / Program / Function / Object	Adjusted Budget	Range To Date	Year To Date	Encumbrance	Budget Balance
5500 - PUBLIC EDUCATION CAPITAL OUTLAY Total:	$0.00	$2,430,658.67	$2,430,658.67	$0.00	($2,430,658.67)
704 - Bryce Valley High Total:	$0.00	$2,573,071.18	$2,573,071.18	$7,166.06	($2,580,237.24)
708 - Escalante High					
5500 - PUBLIC EDUCATION CAPITAL OUTLAY					
4500 - BUILDING ACQUISITION AND CONSTRUCTION SERVICES					
0450 - Construction Services	$0.00	$23,080.05	$23,080.05	$0.00	($23,080.05)
4700 - BUILDING IMPROVEMENT					
0450 - Construction Services	$0.00	$104,900.00	$104,900.00	$0.00	($104,900.00)
5500 - PUBLIC EDUCATION CAPITAL OUTLAY Total:	$0.00	$127,980.05	$127,980.05	$0.00	($127,980.05)
708 - Escalante High Total:	$0.00	$127,980.05	$127,980.05	$0.00	($127,980.05)
712 - Panguitch High					
5500 - PUBLIC EDUCATION CAPITAL OUTLAY					
4500 - BUILDING ACQUISITION AND CONSTRUCTION SERVICES					
0450 - Construction Services	$0.00	$1,598.00	$1,598.00	$0.00	($1,598.00)
4600 - SITE IMPROVEMENT					
0450 - Construction Services	$0.00	($1,172.00)	($1,172.00)	$0.00	$1,172.00
5500 - PUBLIC EDUCATION CAPITAL OUTLAY Total:	$0.00	$426.00	$426.00	$0.00	($426.00)
712 - Panguitch High Total:	$0.00	$426.00	$426.00	$0.00	($426.00)
32 - Capital Projects Fund Total:	$0.00	$4,344,995.97	$4,344,995.97	$24,339.06	($4,369,335.03)

General Ledger - Element Summary Report

Fiscal Year: 2024-2025 From Date:7/1/2024 To Date:6/30/2025

Account Mask: ?????????????????? Account Type: EXPENDITURE

☐ Print accounts with zero balance ☐ Include Inactive Accounts ☐ Include PreEncumbrance

Fund / Location / Program / Function / Object	Adjusted Budget	Range To Date	Year To Date	Encumbrance	Budget Balance
51 - Food Service Fund					
104 - Antimony Elementary					
8070 - STATE SCHOOL LUNCH PROGRAMS					
3100 - FOOD SERVICES					
0191 - FOOD SERVICES	$0.00	$12,568.30	$12,568.30	$0.00	($12,568.30)
0198 - Other Classified Personnel	$0.00	$200.00	$200.00	$0.00	($200.00)
0210 - STATE RETIREMENT	$0.00	$2,961.77	$2,961.77	$0.00	($2,961.77)
0220 - FICA	$0.00	$976.79	$976.79	$0.00	($976.79)
0630 - FOOD	$0.00	$2,163.74	$2,163.74	$0.00	($2,163.74)
8070 - STATE SCHOOL LUNCH PROGRAMS Total:	$0.00	$18,870.60	$18,870.60	$0.00	($18,870.60)
8079 - OTHER CHILD NUTRITION PROGRAMS					
3100 - FOOD SERVICES					
0630 - FOOD	$0.00	$149.52	$149.52	$0.00	($149.52)
8079 - OTHER CHILD NUTRITION PROGRAMS Total:	$0.00	$149.52	$149.52	$0.00	($149.52)
104 - Antimony Elementary Total:	$0.00	$19,020.12	$19,020.12	$0.00	($19,020.12)
108 - Boulder Elementary					
8070 - STATE SCHOOL LUNCH PROGRAMS					
3100 - FOOD SERVICES					
0191 - FOOD SERVICES	$0.00	$4,200.13	$4,200.13	$0.00	($4,200.13)
0210 - STATE RETIREMENT	$0.00	$819.86	$819.86	$0.00	($819.86)
0220 - FICA	$0.00	$321.32	$321.32	$0.00	($321.32)
0240 - GROUP INSURANCE	$0.00	$1,186.92	$1,186.92	$0.00	($1,186.92)
0610 - SUPPLIES (GEN)	$0.00	$72.93	$72.93	$0.00	($72.93)
0630 - FOOD	$0.00	$2,487.90	$2,487.90	$0.00	($2,487.90)
8070 - STATE SCHOOL LUNCH PROGRAMS Total:	$0.00	$9,089.06	$9,089.06	$0.00	($9,089.06)
8079 - OTHER CHILD NUTRITION PROGRAMS					
3100 - FOOD SERVICES					
0610 - SUPPLIES (GEN)	$0.00	$260.92	$260.92	$0.00	($260.92)
8079 - OTHER CHILD NUTRITION PROGRAMS Total:	$0.00	$260.92	$260.92	$0.00	($260.92)
108 - Boulder Elementary Total:	$0.00	$9,349.98	$9,349.98	$0.00	($9,349.98)
112 - Bryce Valley Elementary					
8079 - OTHER CHILD NUTRITION PROGRAMS					
3100 - FOOD SERVICES					
0630 - FOOD	$0.00	$8,468.76	$8,468.76	$0.00	($8,468.76)
8079 - OTHER CHILD NUTRITION PROGRAMS Total:	$0.00	$8,468.76	$8,468.76	$0.00	($8,468.76)

General Ledger - Element Summary Report

Fiscal Year: 2024-2025 From Date:7/1/2024 To Date:6/30/2025

Account Mask: ?????????????????? Account Type: EXPENDITURE

☐ Print accounts with zero balance ☐ Include Inactive Accounts ☐ Include PreEncumbrance

Fund / Location / Program / Function / Object	Adjusted Budget	Range To Date	Year To Date	Encumbrance	Budget Balance
112 - Bryce Valley Elementary Total:	$0.00	$8,468.76	$8,468.76	$0.00	($8,468.76)
116 - Escalante Elementary					
8079 - OTHER CHILD NUTRITION PROGRAMS					
3100 - FOOD SERVICES					
0630 - FOOD	$0.00	$4,632.24	$4,632.24	$0.00	($4,632.24)
8079 - OTHER CHILD NUTRITION PROGRAMS Total:	$0.00	$4,632.24	$4,632.24	$0.00	($4,632.24)
116 - Escalante Elementary Total:	$0.00	$4,632.24	$4,632.24	$0.00	($4,632.24)
124 - Panguitch Elementary					
8079 - OTHER CHILD NUTRITION PROGRAMS					
3100 - FOOD SERVICES					
0630 - FOOD	$0.00	$12,337.13	$12,337.13	$0.00	($12,337.13)
8079 - OTHER CHILD NUTRITION PROGRAMS Total:	$0.00	$12,337.13	$12,337.13	$0.00	($12,337.13)
124 - Panguitch Elementary Total:	$0.00	$12,337.13	$12,337.13	$0.00	($12,337.13)
304 - Panguitch Middle					
8070 - STATE SCHOOL LUNCH PROGRAMS					
3100 - FOOD SERVICES					
0115 - DIRECTORS	$0.00	$17,294.65	$17,294.65	$0.00	($17,294.65)
0191 - FOOD SERVICES	$0.00	$56,727.96	$56,727.96	$0.00	($56,727.96)
0198 - Other Classified Personnel	$0.00	$725.00	$725.00	$0.00	($725.00)
0210 - STATE RETIREMENT	$0.00	$3,375.91	$3,375.91	$0.00	($3,375.91)
0220 - FICA	$0.00	$5,703.84	$5,703.84	$0.00	($5,703.84)
0240 - GROUP INSURANCE	$0.00	$3,000.85	$3,000.85	$0.00	($3,000.85)
0340 - OTHER PROF SERV	$0.00	$555.00	$555.00	$0.00	($555.00)
0430 - REPAIR/MAINT SERV	$0.00	$555.00	$555.00	$0.00	($555.00)
0610 - SUPPLIES (GEN)	$0.00	$396.09	$396.09	$0.00	($396.09)
0630 - FOOD	$0.00	$119,669.38	$119,669.38	$0.00	($119,669.38)
0739 - OTHER EQUIPMENT	$0.00	$10,283.12	$10,283.12	$0.00	($10,283.12)
8070 - STATE SCHOOL LUNCH PROGRAMS Total:	$0.00	$218,286.80	$218,286.80	$0.00	($218,286.80)
304 - Panguitch Middle Total:	$0.00	$218,286.80	$218,286.80	$0.00	($218,286.80)
500 - District Office					
8070 - STATE SCHOOL LUNCH PROGRAMS					
3100 - FOOD SERVICES					
0115 - DIRECTORS	$0.00	$3,767.84	$3,767.84	$0.00	($3,767.84)
0191 - FOOD SERVICES	$0.00	$1,303.86	$1,303.86	$0.00	($1,303.86)
0210 - STATE RETIREMENT	$0.00	$998.04	$998.04	$0.00	($998.04)

General Ledger - Element Summary Report

Fiscal Year: 2024-2025 From Date:7/1/2024 To Date:6/30/2025

Account Mask: ?????????????????? Account Type: EXPENDITURE

☐ Print accounts with zero balance ☐ Include Inactive Accounts ☐ Include PreEncumbrance

Fund / Location / Program / Function / Object	Adjusted Budget	Range To Date	Year To Date	Encumbrance	Budget Balance
0220 - FICA	$0.00	$382.48	$382.48	$0.00	($382.48)
0240 - GROUP INSURANCE	$0.00	$1,199.84	$1,199.84	$0.00	($1,199.84)
0340 - OTHER PROF SERV	$0.00	$3,025.00	$3,025.00	$0.00	($3,025.00)
0430 - REPAIR/MAINT SERV	$0.00	$1,110.00	$1,110.00	$0.00	($1,110.00)
0610 - SUPPLIES (GEN)	$0.00	$822.01	$822.01	$0.00	($822.01)
0630 - FOOD	$0.00	$13,124.05	$13,124.05	$0.00	($13,124.05)
0670 - SOFTWARE	$0.00	$745.00	$745.00	$1,773.00	($2,518.00)
8070 - STATE SCHOOL LUNCH PROGRAMS Total:	$0.00	$26,478.12	$26,478.12	$1,773.00	($28,251.12)
500 - District Office Total:	$0.00	$26,478.12	$26,478.12	$1,773.00	($28,251.12)
704 - Bryce Valley High					
8070 - STATE SCHOOL LUNCH PROGRAMS					
3100 - FOOD SERVICES					
0191 - FOOD SERVICES	$0.00	$50,188.69	$50,188.69	$0.00	($50,188.69)
0198 - Other Classified Personnel	$0.00	$600.00	$600.00	$0.00	($600.00)
0220 - FICA	$0.00	$3,885.39	$3,885.39	$0.00	($3,885.39)
0340 - OTHER PROF SERV	$0.00	$913.00	$913.00	$0.00	($913.00)
0610 - SUPPLIES (GEN)	$0.00	$639.55	$639.55	$0.00	($639.55)
0630 - FOOD	$0.00	$74,046.48	$74,046.48	$0.00	($74,046.48)
8070 - STATE SCHOOL LUNCH PROGRAMS Total:	$0.00	$130,273.11	$130,273.11	$0.00	($130,273.11)
704 - Bryce Valley High Total:	$0.00	$130,273.11	$130,273.11	$0.00	($130,273.11)
708 - Escalante High					
8070 - STATE SCHOOL LUNCH PROGRAMS					
3100 - FOOD SERVICES					
0191 - FOOD SERVICES	$0.00	$57,411.86	$57,411.86	$0.00	($57,411.86)
0198 - Other Classified Personnel	$0.00	$525.00	$525.00	$0.00	($525.00)
0210 - STATE RETIREMENT	$0.00	$6,453.38	$6,453.38	$0.00	($6,453.38)
0220 - FICA	$0.00	$4,432.18	$4,432.18	$0.00	($4,432.18)
0610 - SUPPLIES (GEN)	$0.00	$23.00	$23.00	$0.00	($23.00)
0630 - FOOD	$0.00	$66,599.95	$66,599.95	$0.00	($66,599.95)
8070 - STATE SCHOOL LUNCH PROGRAMS Total:	$0.00	$135,445.37	$135,445.37	$0.00	($135,445.37)
708 - Escalante High Total:	$0.00	$135,445.37	$135,445.37	$0.00	($135,445.37)
51 - Food Service Fund Total:	$0.00	$564,291.63	$564,291.63	$1,773.00	($566,064.63)

General Ledger - Element Summary Report

Fiscal Year: 2024-2025 From Date:7/1/2024 To Date:6/30/2025

Account Mask: ????????????????? Account Type: EXPENDITURE

☐ Print accounts with zero balance ☐ Include Inactive Accounts ☐ Include PreEncumbrance

Fund / Location / Program / Function / Object	Adjusted Budget	Range To Date	Year To Date	Encumbrance	Budget Balance
Grand Total:	$1,102,192.55	$26,117,502.60	$26,117,502.60	$1,859,838.74	($26,875,148.79)

End of Report

Garfield County School District

Hiring Documentation

School: PANGUITCH MIDDLE Position: SECRETARY Date: 06/17/2025

All Applicants

Name	Name
ELIYSHA M CLARK	
BRANDY HATCH	
SHASTINA SAWYER	
WHITNEY ROBERTS (withdrew)	

Applicants Interviewed

Name	Name
ELIYSHA M CLARK	
BRANDY HATCH	
SHASTINA SAWYER	

Interview Committee or Screening Committee

Name	Position
LAURA WOODBURY	Community Council Member
JEMMA CARTER	District Employee
RUSSELL TORGERSEN	District Employee

Recommendation for position(s):

BRANDY HATCH

Signature of Administrator: Russell M Torgersen

Garfield County School District

Hiring Documentation

School: GCSD Position: Bus Driver Date: 6-19-2025

All Applicants

Name	Name
David Spencer	

Applicants Interviewed

Name	Name
David Spencer	

Interview Committee or Screening Committee

Name	Position
	Community Council Member
Mike Edwards	District Employee
Natali Schoppe	District Employee

Recommendation for position(s):

David Spencer

Signature of Administrator: Mike Edwards Mike Edwards 6-19-25

Garfield County School District

Hiring Documentation

School: PANGUITCH HIGH Position: ASSISTANT VOLLEYBALL Date: 06/23/2025

All Applicants

Name	Name
MCCALL BLOOD	

Applicants Interviewed

Name	Name

Interview Committee or
Screening Committee

Name	Position
	Community Council Member
	District Employee
	District Employee

Recommendation for position(s):

MC CALL BLOOD

Signature of Administrator: Russell M Tagg

Garfield County School District

Hiring Documentation

School: Panguitch Position: Bus Driver Date: 7/8/2025

All Applicants

Name	Name
Cameron Leach	
Brooks Leach	

Applicants Interviewed

Name	Name
Cameron Leach	
Brooks Leach	

Interview Committee or Screening Committee

Name	Position
	Community Council Member
Mike Edwards	District Employee
Natali Schoppe	District Employee

Recommendation for position(s):

Cameron Leach & Brooks Leach

Signature of Administrator: Mike Edwards 7-8-25

Garfield County School District

Hiring Documentation

School: Bryce Vally High School Position: Girls Head Cross Country Coach Date: July 1, 2025

All Applicants

Name	Name
Rowdy Miller	
Adam Platt	
Katy Cooke	

Applicants Interviewed

Name	Name
Rowdy Miller	
Adam Platt	
Katy Cooke	

Interview Committee or
Screening Committee

Name	Position
Luciene Syrett	Community Council Member
Fred Beesley	District Employee
Ty Post	District Employee
Samie Ott	BVHS Principal
Cailee Syrett	Parent

Recommendation for position(s):
Katy Cooke

Signature of Administrator: Samie Ott

Escante HS Administration 7/8/2025

Richard Bytheway Principal Escalante HS
Adam Griffin AD
Garfield School District - Panguitch, Utah

Three weeks ago at St. Joesphs HS Passing Camp, I fell, had no balance and had to coach from a chair because of balance issues. Over the moratorium, I went to two hospitals one in Utah and my doctor in Washington. I have a medical issue I must deal with immediately. It deals with walking, balance and neuromuscular attophy.

My doctor advised against stress. They (medical personnel have an aggressive plan but it will in my best interest to resign, what I always wanted to start my own program. I just don't feel well I regret this but I hereby resign the football position at Escalante High School.

Thanks for the outpouring of community support and from the Garfield School Distric Thanks to the young men whom were great. Good luck in the future endeavor, so sorry

Thank You Scott W Dear

Scott W Dear

New Address - 98930
173302 Apricot Road Grandview, Wa

My place is clear if anything is owed please send bill to above address

My key to the school was given back.

Residence - Key Pad No. 7096 #1 Old Elementary School

Jordan Draper <jordan.draper@garfk12.org>

Fwd: Letter of resignation

1 message

Lisa Breinholt <lisa.breinholt@garfk12.org> Tue, Jul 8, 2025 at 5:09 PM
To: John Dodds <jdodds@garfk12.org>, Jordan Draper <jordan.draper@garfk12.org>, Kerri Justus <kerri.justus@garfk12.org>

---------- Forwarded message ---------
From: **Hillary Bonner** <hillary.bonner@garfk12.org>
Date: Thu, Jul 3, 2025 at 5:02 PM
Subject: Letter of resignation
To: Lisa Breinholt <lisa.breinholt@garfk12.org>

Dear Lisa

I hope this message finds you well. I am writing to formally announce my resignation from my teaching position at PES due to my family's upcoming move to a different area.

I want to take a moment to express my sincere gratitude for the incredible experiences I've had while working in the Garfield County School District. The support and encouragement I received from you and the entire staff have greatly contributed to my growth as an educator. I am truly thankful for the opportunities I've had to work with our wonderful students and the exceptional team of educators at our school.

It is with a heavy heart that I will not be returning in August. I will cherish the memories and relationships I've built here, and I am committed to ensuring a smooth transition. Please let me know how I can help during this period.

Thank you once again for everything. I wish you and everyone at PES continued success in the future.

Hillary Bonner ❤️

--
Lisa Breinholt
Principal
Panguitch Elementary

PHS 2025 FOOTBALL SCHEDULE

AUG 15	@ MILFORD
AUG 22	ESCALANTE
AUG 29	@ MONTICELLO
SEPT 5	UMA-HF
SEPT 12	@ UMA-CW
SEPT 19	RICH
SEPT 26	MONUMENT VALLEY
OCT 3	@ ST. JOSEPH
OCT 10	WATER CANYON
OCT 17	@ ALTAMONT

2025 Bobcat Baseball Schedule

August 8th-9th- Panguitch Tournament

August 13th- Green River @ Panguitch

August 15th-16th-Jeff Wood Memorial Tournament @ Valley

August 20th-Panguitch @ Wayne

August 22nd- BV @ Panguitch (JV-5:00 Varsity 7:00)

August 27th- Pinnacle @ Panguitch

August 29th- Panguitch @ Valley

August 30th- Panguitch vs. Altamont @ BV

September 3rd- Piute @ Panguitch (JV-5:00 Varsity 7:00)

September 6th- Panguitch @ Tintic

September 10th- Panguitch @ Green River

September 12th- Wayne @ Panguitch (JV-5:00 Varsity 7:00)

September 17th- Panguitch @ Bryce Valley

September 19th- Panguitch @ Pinnacle

September 24th- Valley @ Panguitch (JV-5:00 Varsity 7:00)

September 26th- Panguitch @ Piute

October 3rd- State First Round

October 6th- State Quarter Finals

October 9th-11th- State Finals

Garfield County School District
145 E Center St., Panguitch, UT 84759
Phone: 435-676-8821

MEMORANDUM OF UNDERSTANDING
Between Garfield County School District and Southwest Behavioral Health Center

Effective Date: July 17, 2025

1. Parties

This Memorandum of Understanding (MOU) is entered into by and between **Garfield County School District (GCSD)**, hereinafter referred to as "the District," and **Southwest Behavioral Health Center (SBHC)**, hereinafter referred to as "the Recipient."

2. Purpose

The purpose of this MOU is to formally establish the funding partnership between GCSD and SBHC to support community-based prevention programs aimed at reducing youth engagement in nicotine use and substance abuse. The funding is provided in alignment with GCSD's wellness and prevention funding.

3. Funding Amount and Designation

GCSD agrees to provide SBHC with funding in the total amount of **$83,681**, allocated as follows:

- **Nicotine Prevention (Vaping, Cigarette, and Nicotine Product Use Prevention):**
  Amount: **$70,742**
  Purpose: To support targeted prevention activities, public awareness campaigns, school collaboration, youth engagement strategies, and professional education to reduce nicotine use among youth.

- **Substance Abuse Prevention:**
  Amount: **$12,939**
  Purpose: To enhance SBHC's prevention programming focused on drug and alcohol use, including community education, outreach, evidence-based program implementation, and interagency coordination.

4. Recipient Responsibilities (SBHC)

SBHC agrees to:

- Utilize funds exclusively for the purposes specified above.
- Maintain clear and complete records of expenditures and activities funded through this agreement.
- Implement evidence-based prevention programs and community engagement efforts.
- Provide GCSD with a final report outlining program activities.

- Comply with any relevant state and federal reporting or auditing requirements related to the funds.

5. District Responsibilities (GCSD)

GCSD agrees to:

- Disburse the designated funds to SBHC upon execution of this agreement or as mutually agreed upon in writing.
- Offer ongoing communication and coordination support to ensure alignment with district prevention goals.
- Review submitted reports and provide feedback or request clarification where needed.

6. Duration and Termination

This MOU shall remain in effect from the effective date through **[Insert End Date, typically one year]**, unless otherwise extended or terminated in writing by either party. Either party may terminate this agreement with 30 days' written notice. In the event of termination, any unspent funds shall be returned to GCSD unless otherwise agreed.

7. Amendment Clause

This agreement may only be amended or modified by mutual written consent of both parties.

8. Signatures

For Garfield County School District:
Name: **Lane Mecham**
Title: **Business Administrator**
Email: **lane.mecham@garfk12.org**
Phone: **435-676-1302**
Signature: _____
Date: _____

For Southwest Behavioral Health Center:
Name: _____
Title: _____
Signature: _____
Date: _____

Lane Mecham

Lane Mecham,
Business Administrator

Policy DKAB – Assignment of At-Will Responsibilities with Stipends

School administrators are authorized to assign at-will responsibilities—including coaching positions, club sponsorships, and other duties as assigned—that are eligible for a district-approved stipend. These assignments may be made without following the formal hiring process, provided the duties fall outside of benefited employment and do not constitute regular contracted work.

However, administrators may choose to follow the formal hiring process when they believe doing so will help build confidence and transparency within the school and broader community. All assigned individuals must complete any required onboarding documentation and comply with applicable fingerprinting and background check procedures prior to beginning duties.

Policy DKAA-A: Hiring Process for Non-Benefited Positions

The hiring process for non-benefited positions in Garfield County School District is designed to ensure fairness, compliance, and quality in the selection of qualified personnel. While the general structure mirrors the full-time hiring process outlined in DKAA, this version accounts for the specific needs and flexibility of part-time employment.

The supervisor is responsible for the following process:

1.1 Resignation or Vacancy Confirmation: The supervisor must collect a resignation letter from the departing employee. If unavailable, the supervisor may submit a written explanation. The departure date must be provided to the payroll specialist prior to posting.

1.2 Job Description: The hiring supervisor must develop a job description outlining the qualifications, responsibilities, salary expectations, and start date. This must be shared with the payroll specialist prior to posting or selection from the applicant pool.

2.1 Posting Approval: Supervisors must receive approval from the superintendent or business administrator to post the position or to select from an existing pool of applicants from an ongoing posting for similar positions.

2.2 Ongoing Postings: The district may maintain general job postings for commonly hired part-time positions (e.g., paraprofessionals, aides). Supervisors may select from this pool without requiring a new posting.

2.3 Application Requirement: All applicants must apply through the district's online application portal.

3.1 Applicant Review: Supervisors will screen applicants for basic qualifications aligned with the job description. Those who meet qualifications may be interviewed.

3.2 Committee Composition: A minimum of three committee members must participate in the hiring process.

3.3 Interview Process: The committee will interview selected applicants and evaluate them using a scoring rubric aligned with the job description.

3.3.1If only one applicant applies for a position, the hiring supervisor may conduct an informal interview to assess the applicant's qualifications. If the supervisor determines that the applicant is capable and meets the requirements of the position, they may extend an offer of employment, pending completion of all required hiring documentation and background checks.

3.4 **Limited Applicant Pools**:

- If fewer than three qualified applicants are available, non-qualified candidates may be interviewed at the supervisor's discretion.

- If there are more than five qualified applicants, a pre-screening process may be used to narrow the pool.

4. Selection and Notification

4.1 Selection Recommendation: The supervisor finalizes the committee scoring, conducts reference checks, and recommends a candidate.

4.2 Hiring Decision: If the supervisor does not follow the committee recommendation, a written rationale must be submitted to the superintendent and shared with the committee (maintaining confidentiality).

4.3 Board Contingency: Offers are contingent upon Board of Education approval and satisfactory background clearance.

4.4 Candidate Notification: The supervisor contacts the successful candidate to inform them of the committee's decision. The offer is contingent upon Board of Education approval.

3.9.1 Instruct the new hire to schedule a background check with the district office and bring the required documents for onboarding. **The employee may not begin any job duties until this requirement has been completed.**

- Current Driver's License
- Social Security Card
- Voided Check or Savings Deposit Slip

9.10 Submission of Hiring Documentation: The supervisor is responsible for notifying the Payroll department about the hiring committee's recommendation and submitting the following hiring documentation:

- List of Hiring Committee members.
- Hiring Committee scoring (excluding personal notes).
- List of all applicants and those interviewed.
- Name of the applicant recommended for the position.
- Recommended start date and Salary Schedule.
- Authorization for up to ten years of experience, pending district verification.
- Signature of the Administrator.

9.11 Notification to Applicants: The supervisor will contact applicants to notify them of the hiring decision.

- Non-Interviewed Applicants: Send a letter or email.
- Interviewed Applicants: Supervisor must contact by phone or in person.

Garfield County School District Work Meeting

Thursday, July 17, 2025 10:00 AM
Bryce Canyon Lodge, The Lodge at Bryce Cyn, Bryce Canyon City, UT 84764

I. **Work Meeting**

I.A. Welcome
Discussion: The meeting was called to order at 10:20 AM. All Board members were present including Myron Cottam, Ralph Perkins, April Lefevre, Jared Brems, and Curtis Barney. Superintendent John Dodds and Business Administrator Lane Mecham were also present.

II. **Discussion Items**

II.A. School Climate Survey Results
Discussion: The superintendent led the group in discussion about the school climate survey. They discussed elements of the survey and some of the trends.

II.B. School Calendars and Bell Schedules
Discussion: The superintendent led a discussion about the schedule and the resiliency of schools to have school even when storms come through.

II.C. Online School

Discussion: Superintendent discussed the status of the hiring for the online school principal. He also discussed the role that position would have in multiple programs and responsibilities. The superintendent laid out three options: a full time principal, a half-time teacher and half-time administrator, and the third option is to have an administrator that is also tasked with running the Volunteer for Good program.

II.D. Sports Schedules Change Policy
Discussion: Superintendent discussed some of the issues that led to this process/procedure. The new process would be to send the Superintendent any changes in the schedule which he will then forward to the Board once he's reviewed the changes.

II.E. New Policies
Discussion: The board discussed various concerns they felt might need policy in order to tighten controls for those items.

II.F. After-School Program
Discussion: Superintendent introduced the request to fund the 4H after school program temporarily while federal funding was frozen. Questions arose about what would happen if funding was not restored in the near term, superintendent answered that those funds would not be recouped. The board discussed being able to provide these services on our own, potentially at less cost.

Discussion was had about our ability to provide these services on our own.

III. **Board Training**

III.A. 2025-2026 Strategic Plan

Discussion: The Superintendent presented his plan for the upcoming year and discussed the various components of the upcoming school year plan.

III.B. Master Board Award

Discussion: The Board took a moment to review the MBA progress.

III.C. Volunteer For Good

III.D. Ethics Pledge

Discussion: The board signed the ethics pledge.

IV. **Review Board Agenda**

Discussion: The Board reviewed agenda items for the upcoming board meeting.

V. **Executive Session**

Action(s):

To go into executive session for item B. This motion, made by Myron Cottam and seconded by Jared Brems, Carried.

Voting Detail:

Curtis Barney:	Yea
Jared Brems:	Yea
Myron Cottam:	Yea
April LeFevre:	Yea
Ralph Perkins:	Yea

Voting Summary: Yea: 5, Nay: 0

To leave executive session. This motion, made by Myron Cottam and seconded by April LeFevre, Carried.

Voting Detail:

Curtis Barney:	Yea
Jared Brems:	Yea
Myron Cottam:	Yea
April LeFevre:	Yea
Ralph Perkins:	Yea

Voting Summary: Yea: 5, Nay: 0

V.A. GCSD Rules for CLOSED MEETINGS

V.B. Discussion of the character, professional competence, or physical or mental health of an individual.

V.C. Discussion regarding deployment of security personnel, devices, or systems

V.D. Strategy to discuss pending or reasonably imminent litigation

V.E. Strategy sessions to discuss collective bargaining

V.F. Strategy to discuss the purchase, exchange or lease of real estate

V.G. Investigative proceedings regarding allegations of criminal conduct

_____
Board Secretary

Summary of Duration

Continuous Summary

Sample Siz	Median	Average	Confidence	Standard D	Min	Max	Sum
106 of 106	623.5	13,193.72	-3,327.71 t	85,786.33	22.0	678,003.0	1398534

Percentile table

0th (Minim	1st	5th	10th	25th (Lowe	50th (Medi	75th (Uppe	90th	95th
22	27.1	41.5	115.5	456.8	623.5	1,014.8	4,201.5	6,457.8

	Count of D		Percentage of Duration
0	101	0	95.3%
10000	3	10000	2.8%
20000	0	20000	0.0%
30000	0	30000	0.0%
40000	0	40000	0.0%
50000	0	50000	0.0%
60000	0	60000	0.0%
70000	0	70000	0.0%
80000	0	80000	0.0%
90000	0	90000	0.0%
100000	0	100000	0.0%
110000	0	110000	0.0%
120000	0	120000	0.0%
130000	0	130000	0.0%
140000	0	140000	0.0%
150000	0	150000	0.0%
160000	0	160000	0.0%
170000	0	170000	0.0%
180000	0	180000	0.0%
190000	0	190000	0.0%
200000	0	200000	0.0%
210000	0	210000	0.0%
220000	0	220000	0.0%
230000	0	230000	0.0%
240000	0	240000	0.0%
250000	0	250000	0.0%
260000	0	260000	0.0%
270000	0	270000	0.0%
280000	0	280000	0.0%
290000	0	290000	0.0%
300000	0	300000	0.0%
310000	0	310000	0.0%

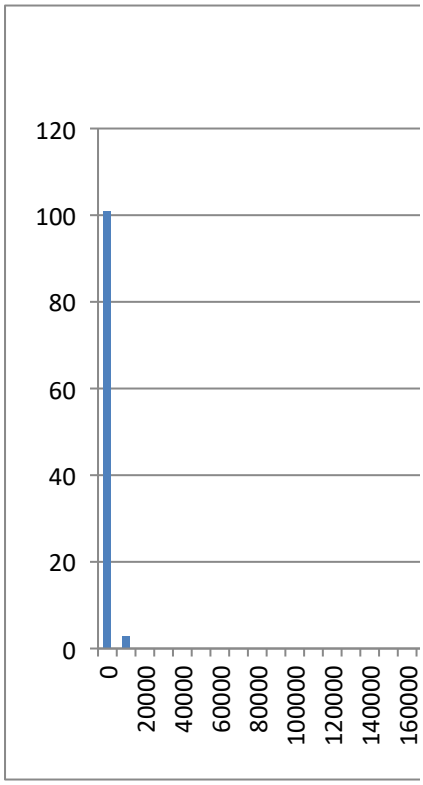

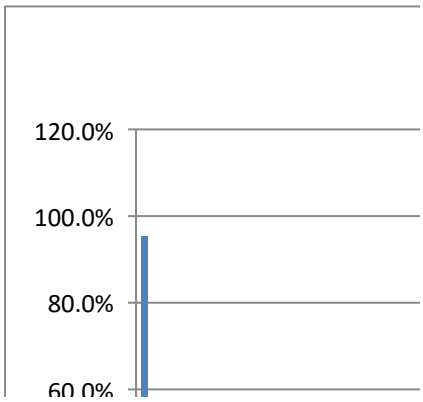

320000	0	320000	0.0%
330000	0	330000	0.0%
340000	0	340000	0.0%
350000	0	350000	0.0%
360000	0	360000	0.0%
370000	0	370000	0.0%
380000	0	380000	0.0%
390000	0	390000	0.0%
400000	0	400000	0.0%
410000	0	410000	0.0%
420000	0	420000	0.0%
430000	0	430000	0.0%
440000	0	440000	0.0%
450000	0	450000	0.0%
460000	0	460000	0.0%
470000	0	470000	0.0%
480000	0	480000	0.0%
490000	0	490000	0.0%
500000	0	500000	0.0%
510000	0	510000	0.0%
520000	0	520000	0.0%
530000	0	530000	0.0%
540000	0	540000	0.0%
550000	0	550000	0.0%
560000	0	560000	0.0%
570000	1	570000	0.9%
580000	0	580000	0.0%
590000	0	590000	0.0%
600000	0	600000	0.0%
610000	0	610000	0.0%
620000	0	620000	0.0%
630000	0	630000	0.0%
640000	0	640000	0.0%
650000	0	650000	0.0%
660000	0	660000	0.0%
670000	1	670000	0.9%

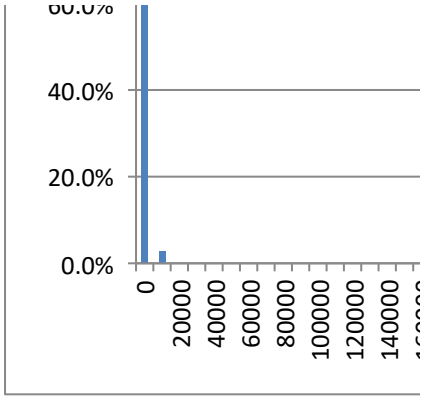

99th	100th (Maximum)
547,080.0	678,003

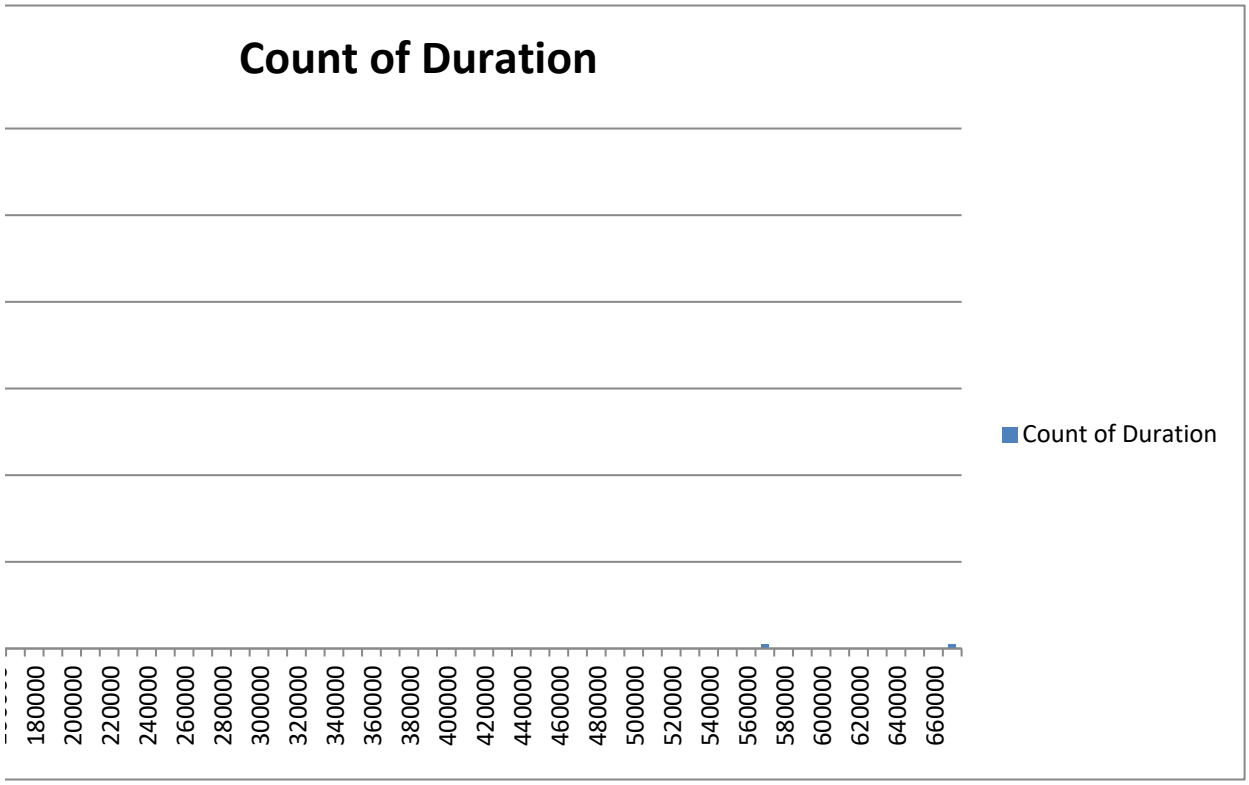



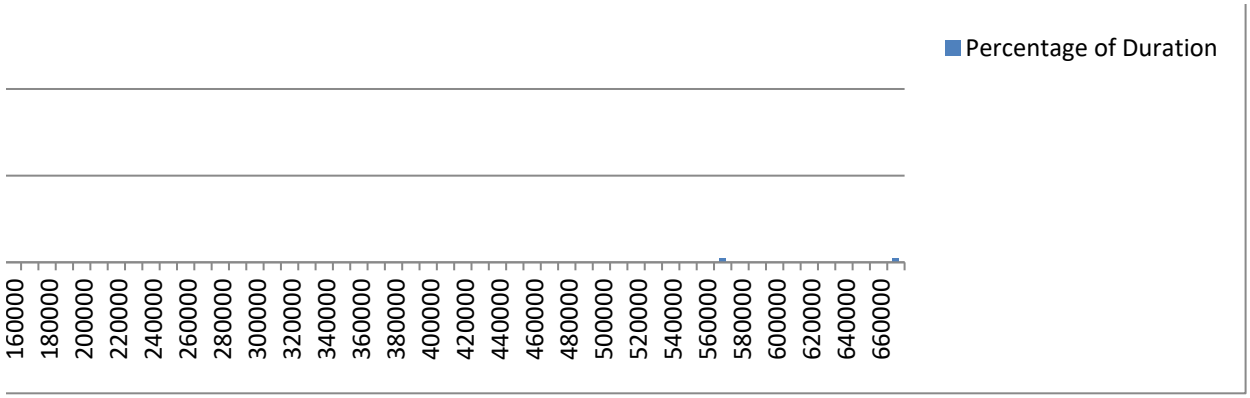
Percentage of Duration
160000
180000
200000
220000
240000
260000
280000
300000
320000
340000
360000
380000
400000
420000
440000
460000
480000
500000
520000
540000
560000
580000
600000
620000
640000
660000

Summary of Finished

Categorical Summary

Sample Siz	Number of Distinct Categories
106 of 106	2

Finished	Count	Percent of	Confidence Interval (Percent of Data)
False	24	22.6%	15.7% to 31.5%
True	82	77.4%	68.5% to 84.3%

Select a chart and choose "Clustered Column", "100% Stacked Column", or "Pie" chart in Powerpoint or
To create a correct "100% Stacked Column" chart, choose the chart then click "Switch Row/Column" (P

Count

	Finished
False	24
True	82

Percent

	Finished
False	22.6%
True	77.4%

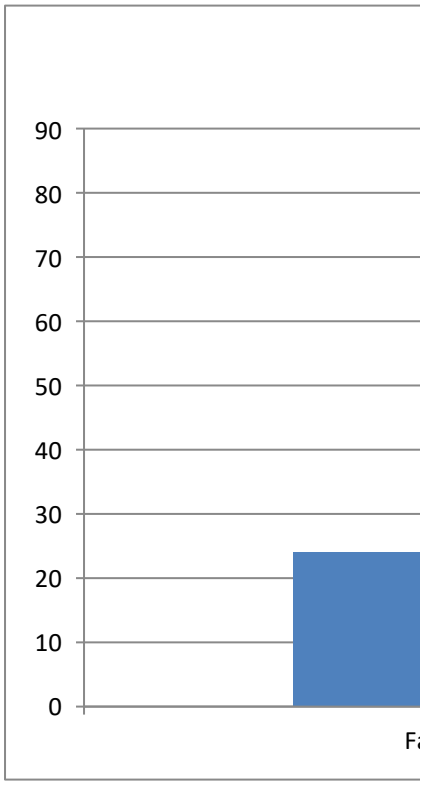



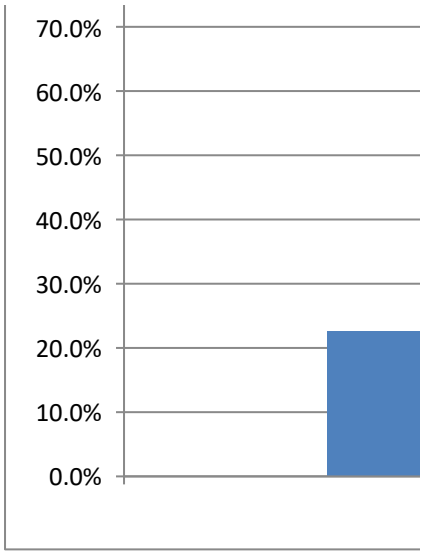
70.0%
60.0%
50.0%
40.0%
30.0%
20.0%
10.0%
0.0%

· Excel, to change the chart type.
C) or "Switch Plot" (Mac) in the chart tools

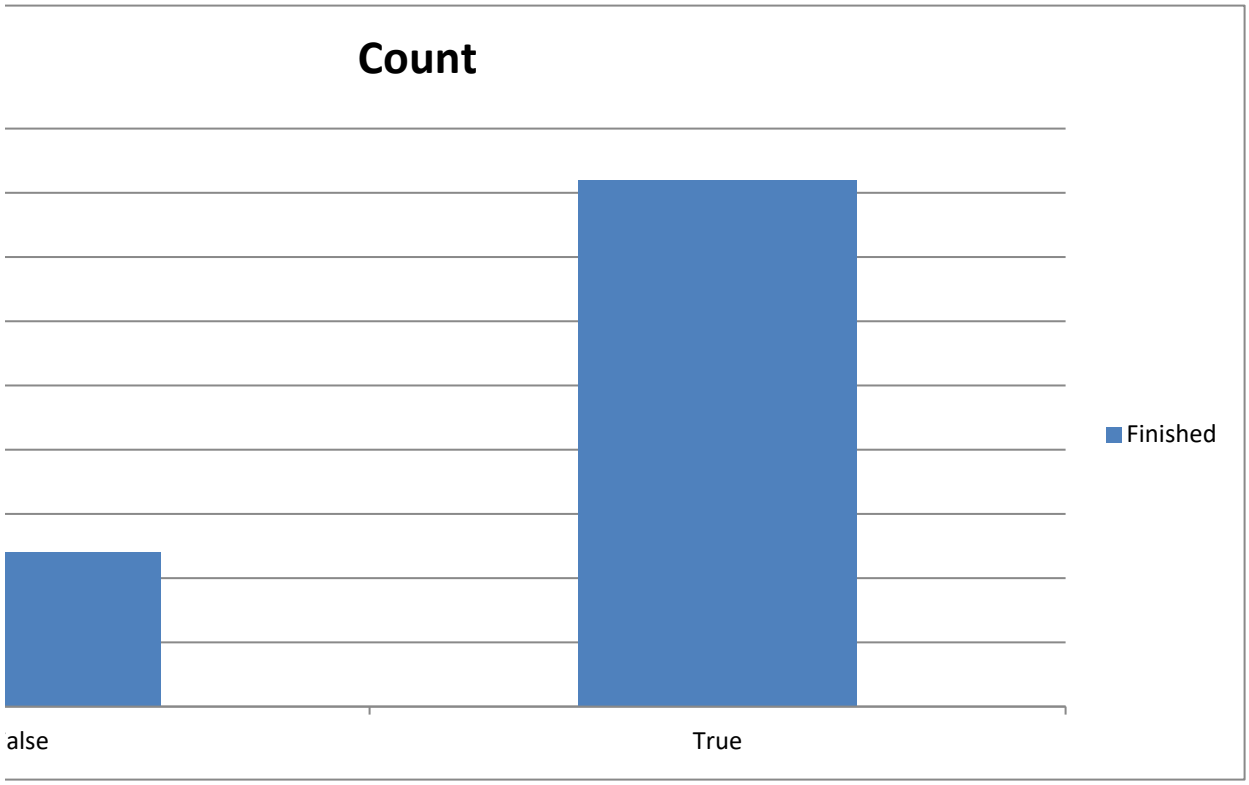



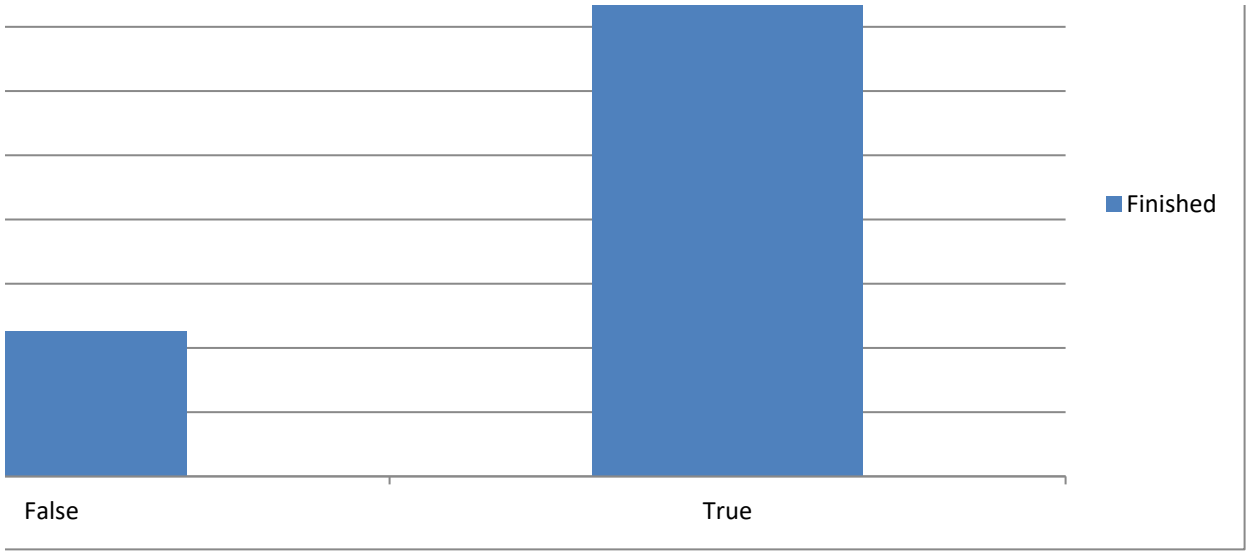
Finished
False
True

Summary of You are

Categorical Summary

Sample Size	Number of Distinct Categories
106 of 106	5

You are	Count	Percent of	Confidence Interval (Percent of Da
<span style="font-famil	3	2.8%	1.0% to 8.0%
<span style="font-famil	6	5.7%	2.6% to 11.8%
<span style="font-famil	25	23.6%	16.5% to 32.5%
<span style="font-famil	31	29.2%	21.4% to 38.5%
<	41	38.7%	30.0% to 48.2%

Select a chart and choose "Clustered Column", "100% Stacked Column", or "Pie" chart in Powerpoint or Excel, to
To create a correct "100% Stacked Column" chart, choose the chart then click "Switch Row/Column" (PC) or "Sw

Count		Percent	
	You are		You are
<span style="font-famil	3	<span style	2.8%
<span style="font-famil	6	<span style	5.7%
<span style="font-famil	25	<span style	23.6%
<span style="font-famil	31	<span style	29.2%
<	41	<span style	38.7%

ıta)

o change the chart type.
witch Plot" (Mac) in the chart tools

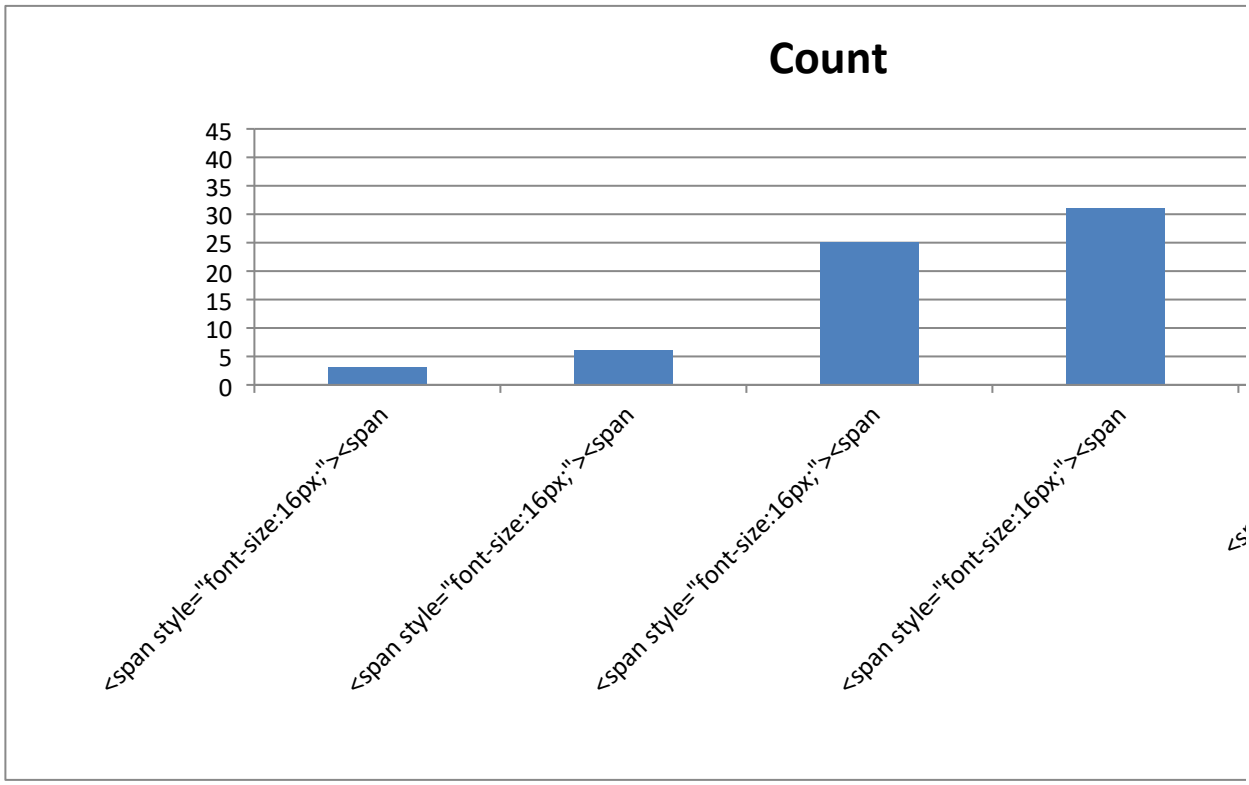

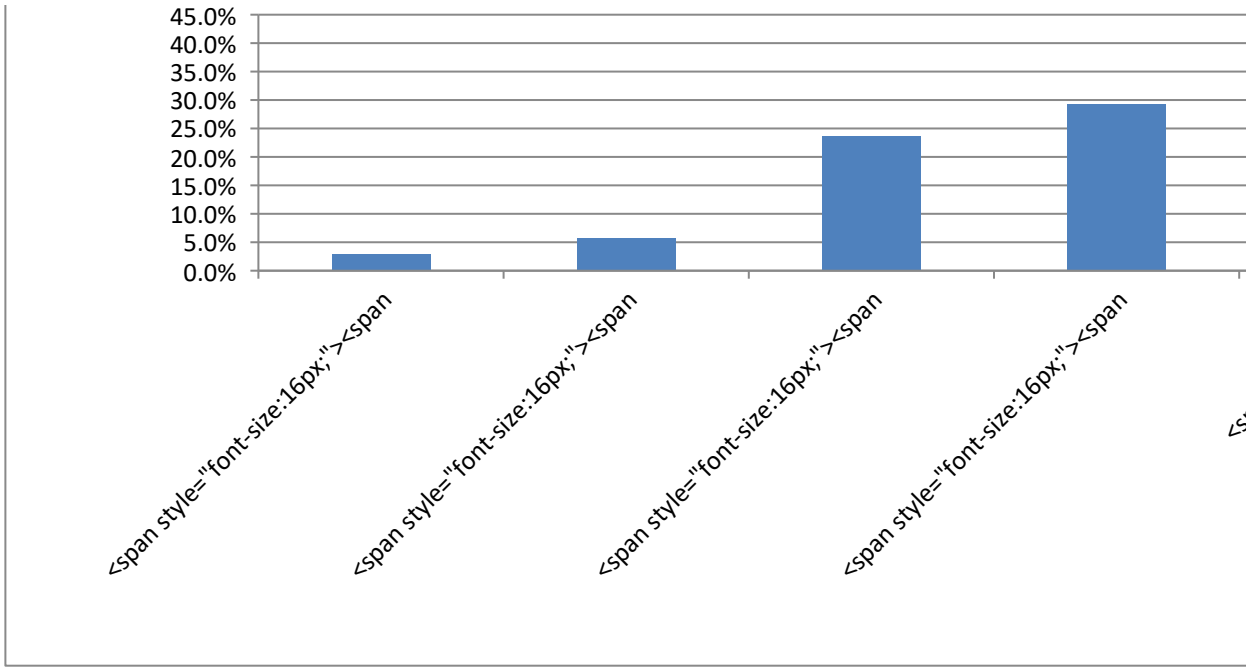
45.0%
40.0%
35.0%
30.0%
25.0%
20.0%
15.0%
10.0%
5.0%
0.0%
<span
<span
<span
<span

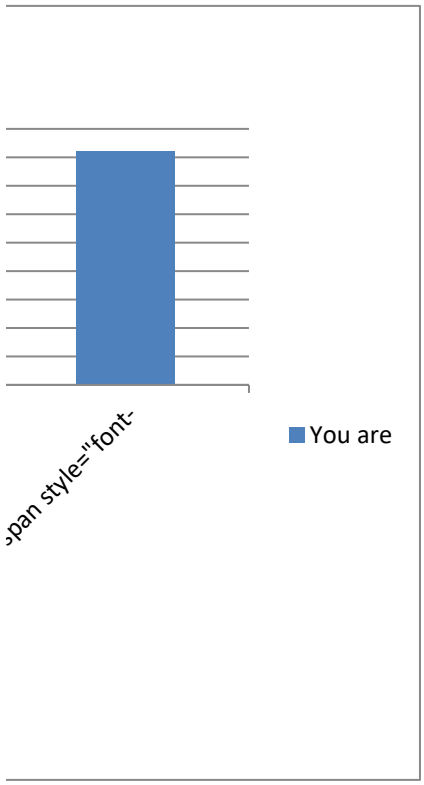
span style="font-
You are

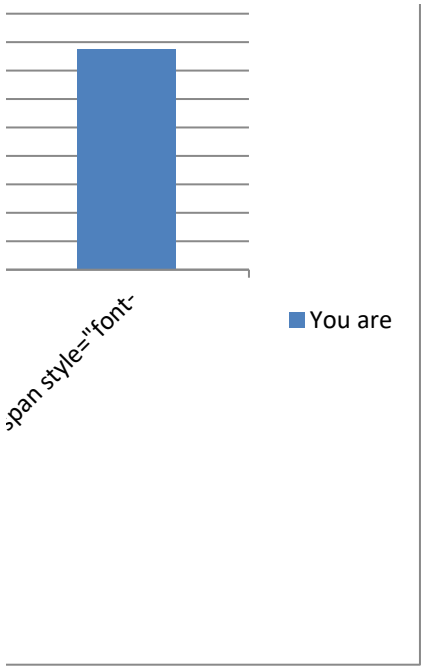
span style="font-
You are

Summary of Are you female or male?

Categorical Summary

Sample Siz	Number of Distinct Categories
104 of 104	3

Are you fer	Count	Percent of	Confidence Interval (Percent of Data)
Female	70	67.3%	57.8% to 75.6%
Male	32	30.8%	22.7% to 40.2%
Prefer not t	2	1.9%	0.5% to 6.7%

Select a chart and choose "Clustered Column", "100% Stacked Column", or "Pie" chart in Powerpoint or
To create a correct "100% Stacked Column" chart, choose the chart then click "Switch Row/Column" (P(

Count

	Are you fer
Female	70
Male	32
Prefer not t	2

Percent

	Are you female or male?
Female	67.3%
Male	30.8%
Prefer not t	1.9%

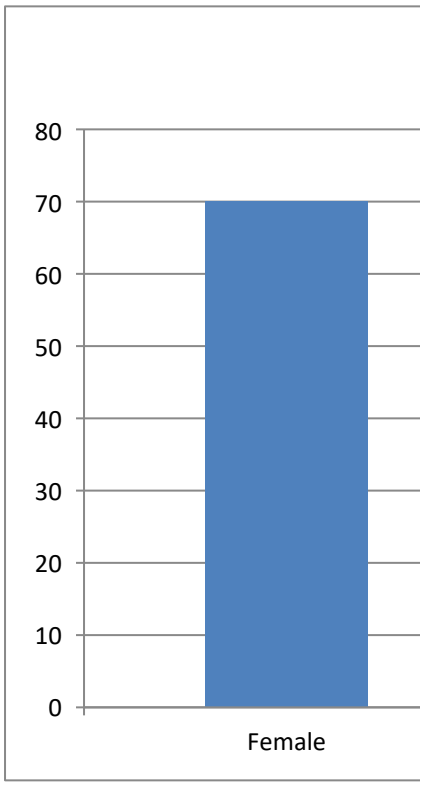

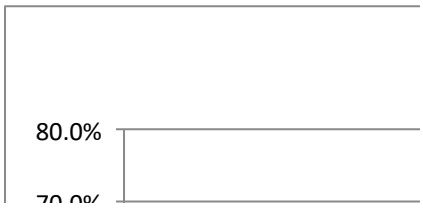

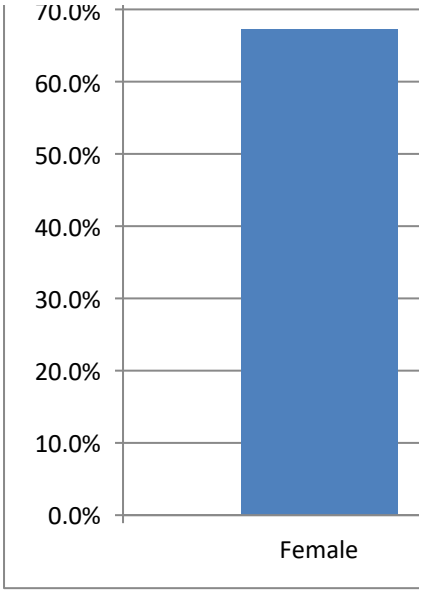
70.0%
60.0%
50.0%
40.0%
30.0%
20.0%
10.0%
0.0%
Female

· Excel, to change the chart type.
C) or "Switch Plot" (Mac) in the chart tools

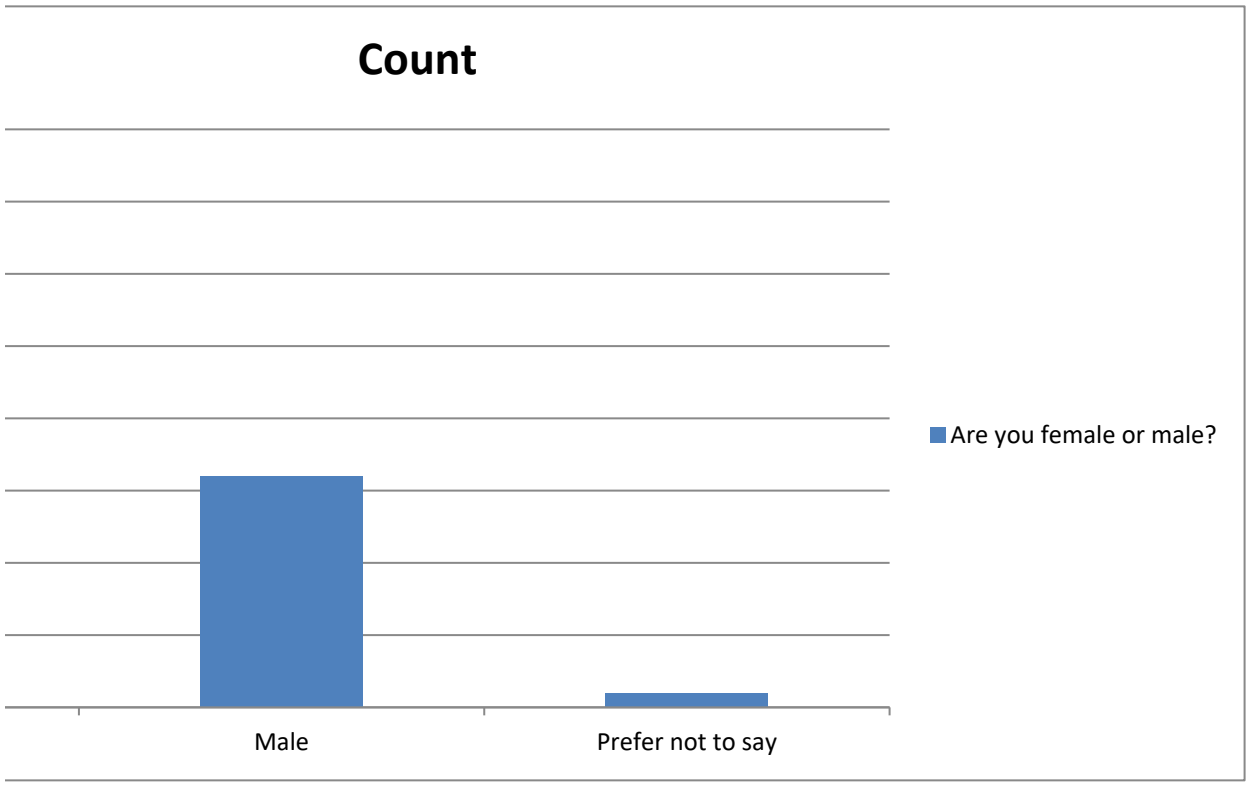



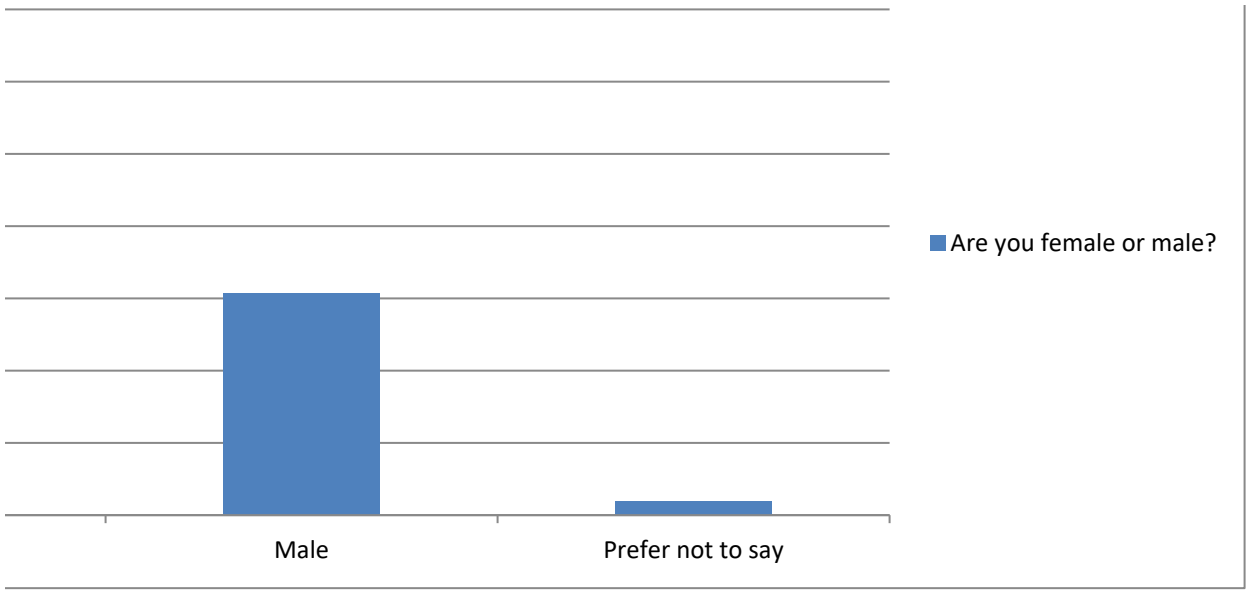
Are you female or male?
Male
Prefer not to say

Summary of What is your race or ethnicity?

Categorical Summary

Sample Siz	Number of Distinct Categories
104 of 104	4

What is yo	Count	Percent of	Confidence Interval (Percent of Data)
American I	1	1.0%	0.2% to 5.2%
White	98	94.2%	88.0% to 97.3%
Hispanic or	3	2.9%	1.0% to 8.1%
Multi-race	2	1.9%	0.5% to 6.7%

Select a chart and choose "Clustered Column", "100% Stacked Column", or "Pie" chart in Powerpoint or
To create a correct "100% Stacked Column" chart, choose the chart then click "Switch Row/Column" (P(

Count

	What is yo
American I	1
White	98
Hispanic or	3
Multi-race	2

Percent

	What is your race or ethnicity?
American I	1.0%
White	94.2%
Hispanic or	2.9%
Multi-race	1.9%



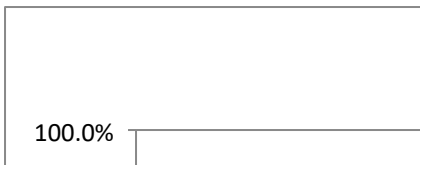

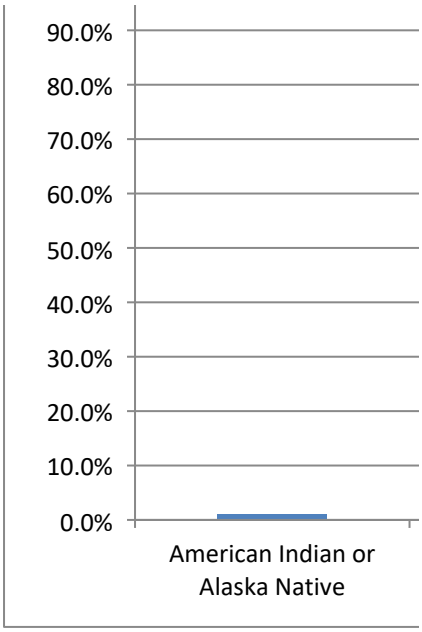
90.0%
80.0%
70.0%
60.0%
50.0%
40.0%
30.0%
20.0%
10.0%
0.0%
American Indian or Alaska Native

· Excel, to change the chart type.
C) or "Switch Plot" (Mac) in the chart tools

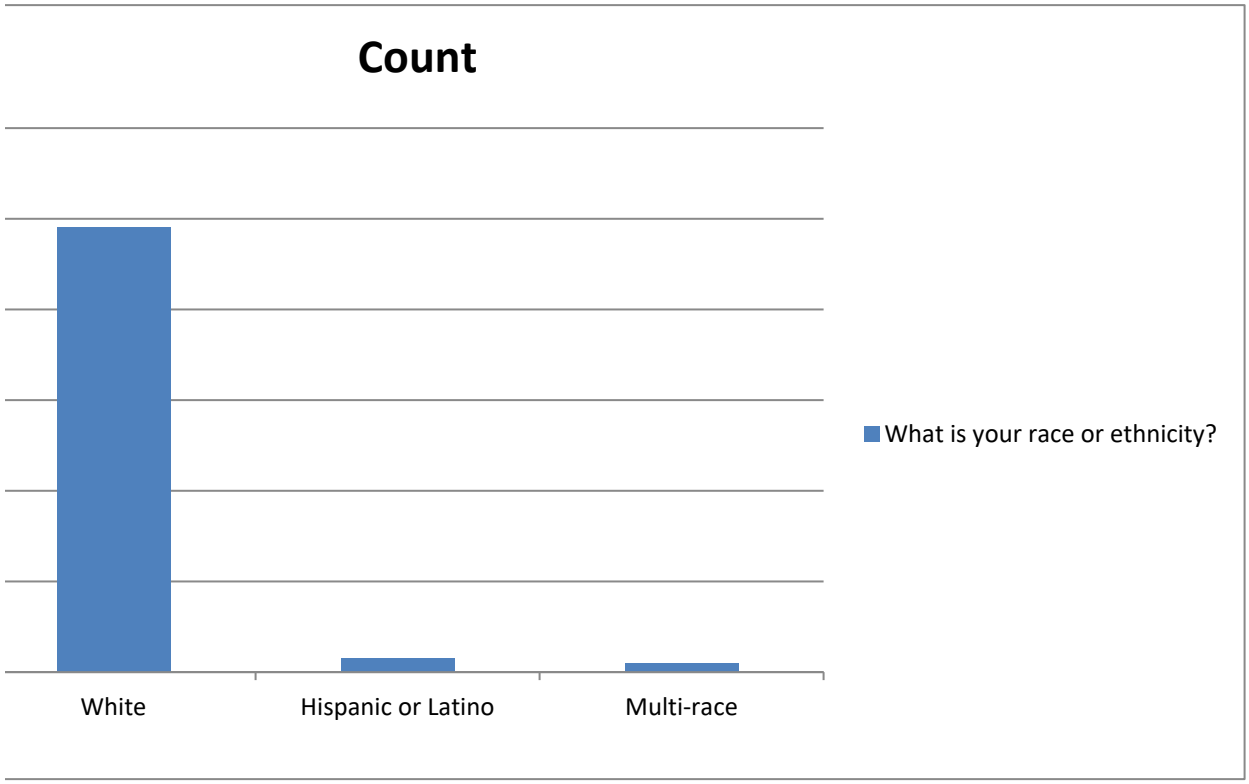

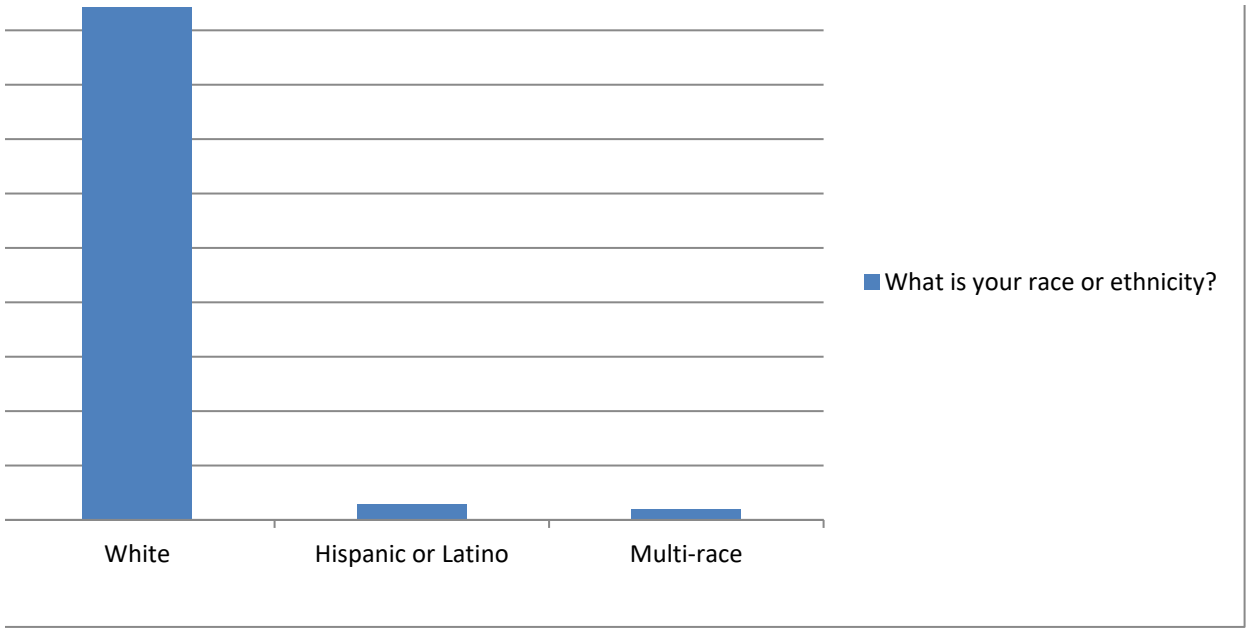
What is your race or ethnicity?
White
Hispanic or Latino
Multi-race

Summary of This school provides instructional materials (e.g. textbooks, handouts) that reflect students

Categorical Summary

Sample Size	Number of Distinct Categories
97 of 97	5

This school	Count	Percent of	Confidence Interval (Percent of Data)
Strongly ag	21	21.6%	14.6% to 30.8%
Agree	51	52.6%	42.7% to 62.2%
Disagree	6	6.2%	2.9% to 12.8%
Strongly di	4	4.1%	1.6% to 10.1%
I don't kno	15	15.5%	9.6% to 24.0%

Select a chart and choose "Clustered Column", "100% Stacked Column", or "Pie" chart in Powerpoint or
To create a correct "100% Stacked Column" chart, choose the chart then click "Switch Row/Column" (PC

Count

	This school
Strongly ag	21
Agree	51
Disagree	6
Strongly di	4
I don't kno	15

Percent

	This school provides instructional materials (e.g. textbook
Strongly ag	21.6%
Agree	52.6%
Disagree	6.2%
Strongly di	4.1%
I don't kno	15.5%

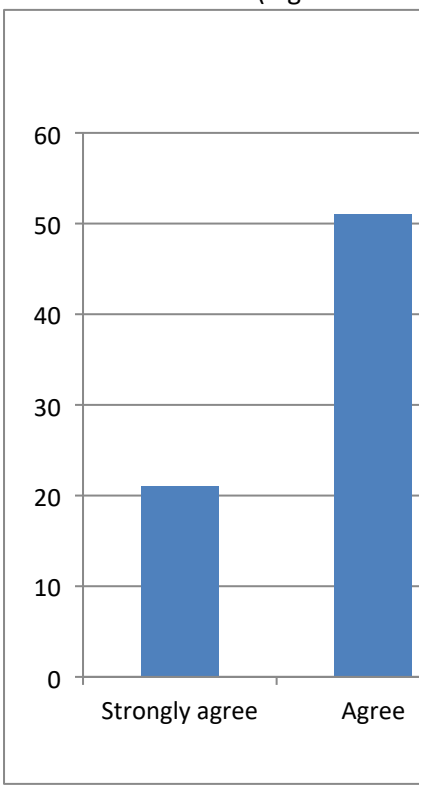

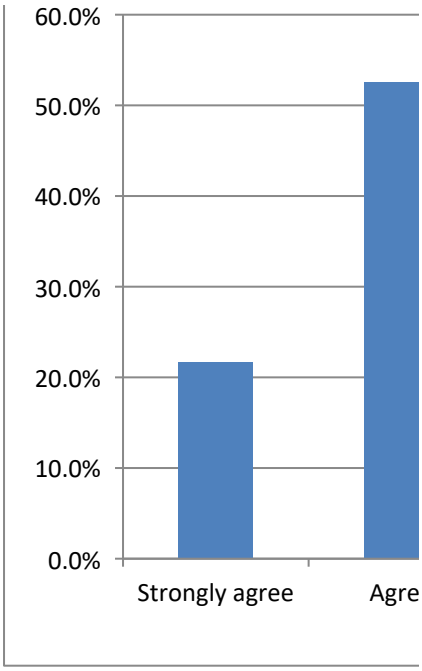
60.0%
50.0%
40.0%
30.0%
20.0%
10.0%
0.0%
Strongly agree
Agre

s' cultural backgrounds, ethnicities, and identities.

· Excel, to change the chart type.
C) or "Switch Plot" (Mac) in the chart tools

ks, handouts) that reflect students' cultural backgrounds, ethnicities, and identities.

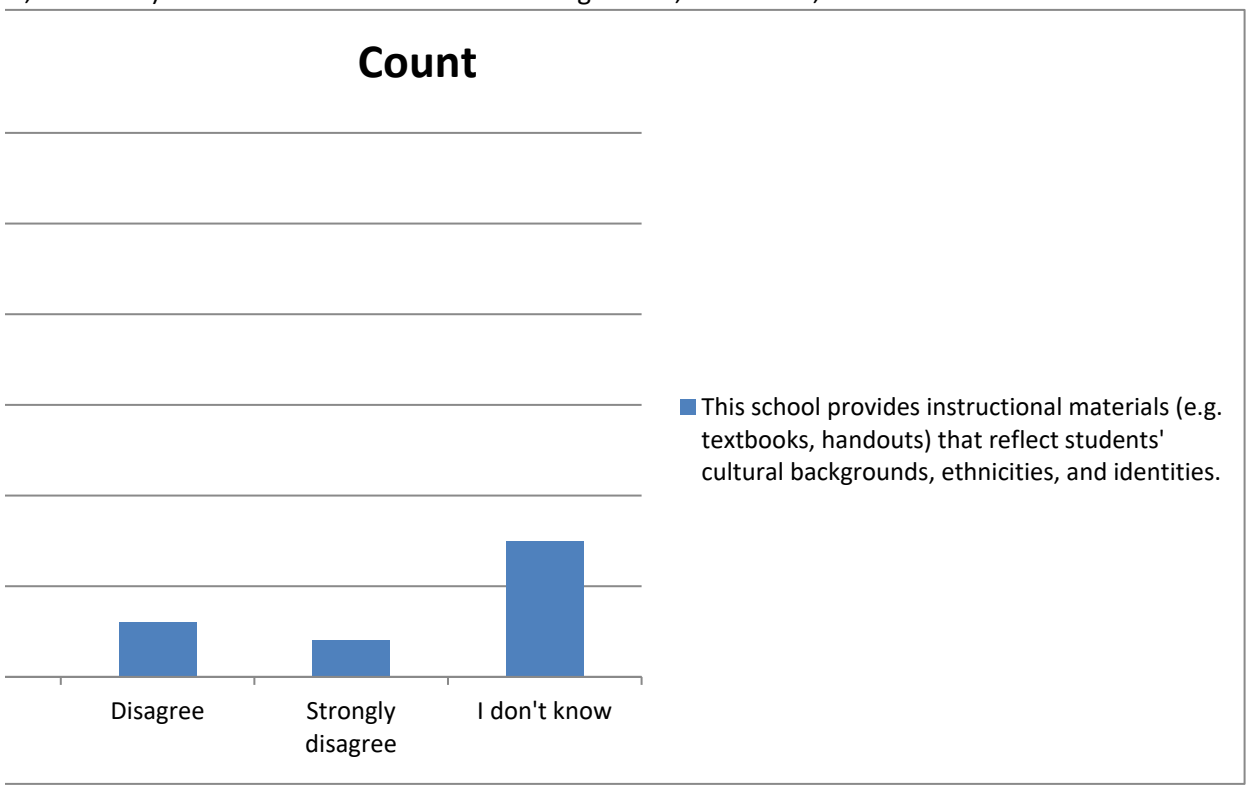

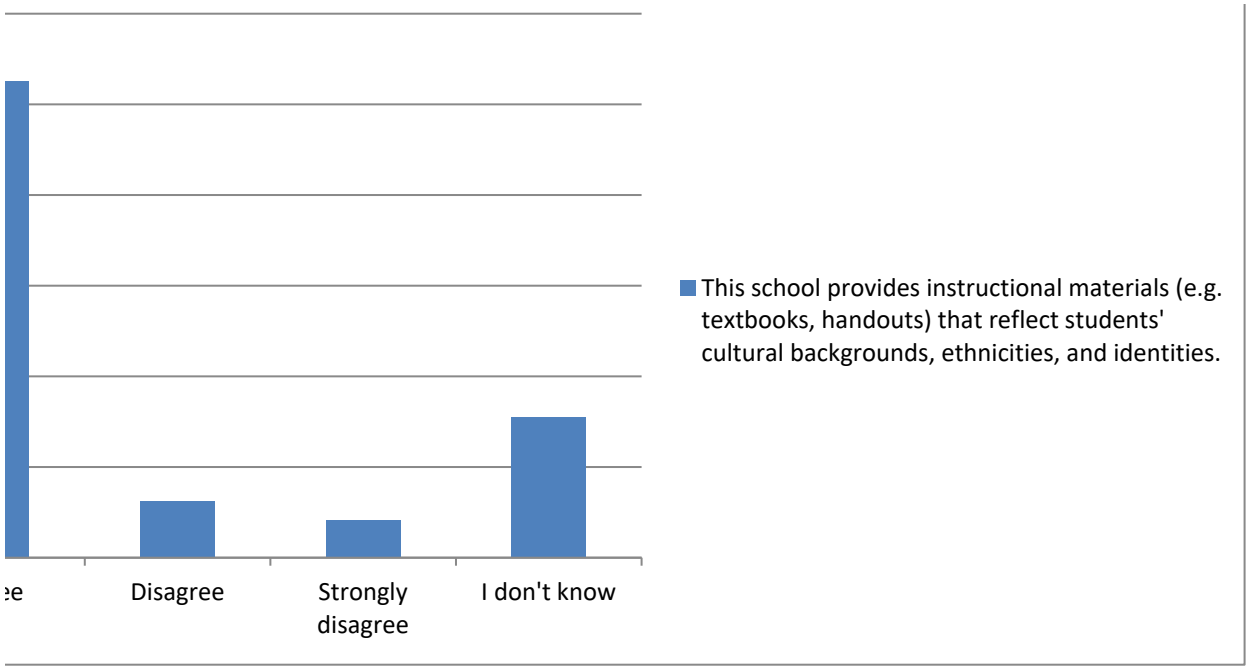
ee
Disagree
Strongly disagree
I don't know
This school provides instructional materials (e.g. textbooks, handouts) that reflect students' cultural backgrounds, ethnicities, and identities.

Summary of This school emphasizes showing respect for all students' cultural beliefs and practices.

Categorical Summary

Sample Size	Number of Distinct Categories
97 of 97	5

This school	Count	Percent of	Confidence Interval (Percent of Data)
Strongly ag	36	37.1%	28.2% to 47.0%
Agree	47	48.5%	38.8% to 58.3%
Disagree	9	9.3%	5.0% to 16.7%
Strongly di	3	3.1%	1.1% to 8.7%
I don't kno	2	2.1%	0.6% to 7.2%

Select a chart and choose "Clustered Column", "100% Stacked Column", or "Pie" chart in Powerpoint or
To create a correct "100% Stacked Column" chart, choose the chart then click "Switch Row/Column" (PC

Count

	This school
Strongly ag	36
Agree	47
Disagree	9
Strongly di	3
I don't kno	2

Percent

	This school emphasizes showing respect for all students' c
Strongly ag	37.1%
Agree	48.5%
Disagree	9.3%
Strongly di	3.1%
I don't kno	2.1%

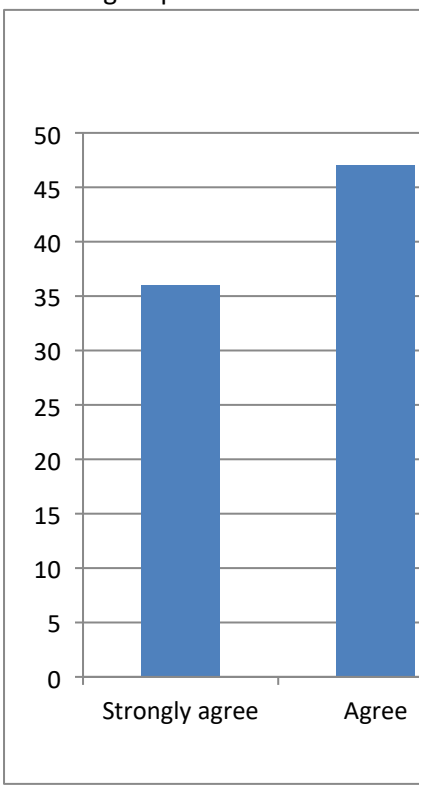

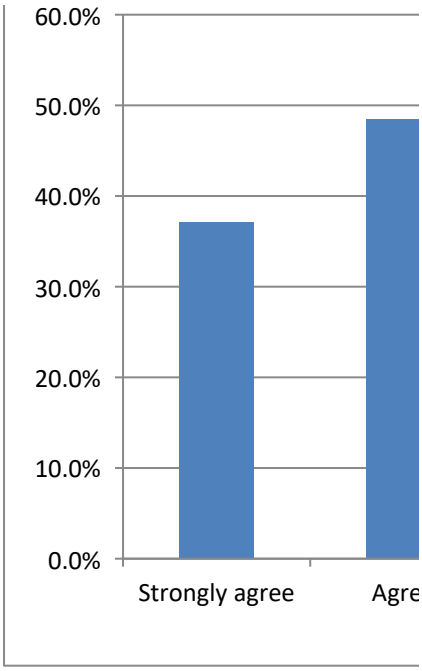
60.0%
50.0%
40.0%
30.0%
20.0%
10.0%
0.0%
Strongly agree
Agre

· Excel, to change the chart type.
C) or "Switch Plot" (Mac) in the chart tools

cultural beliefs and practices.

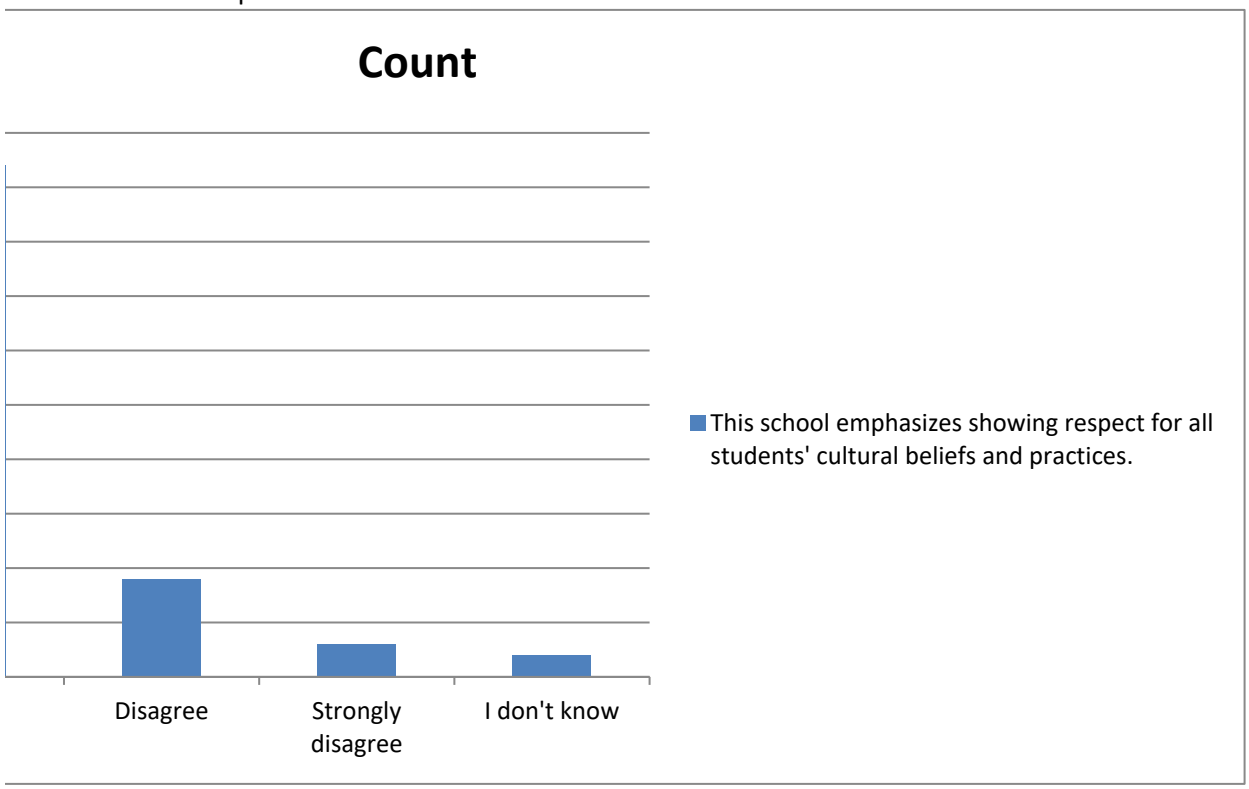

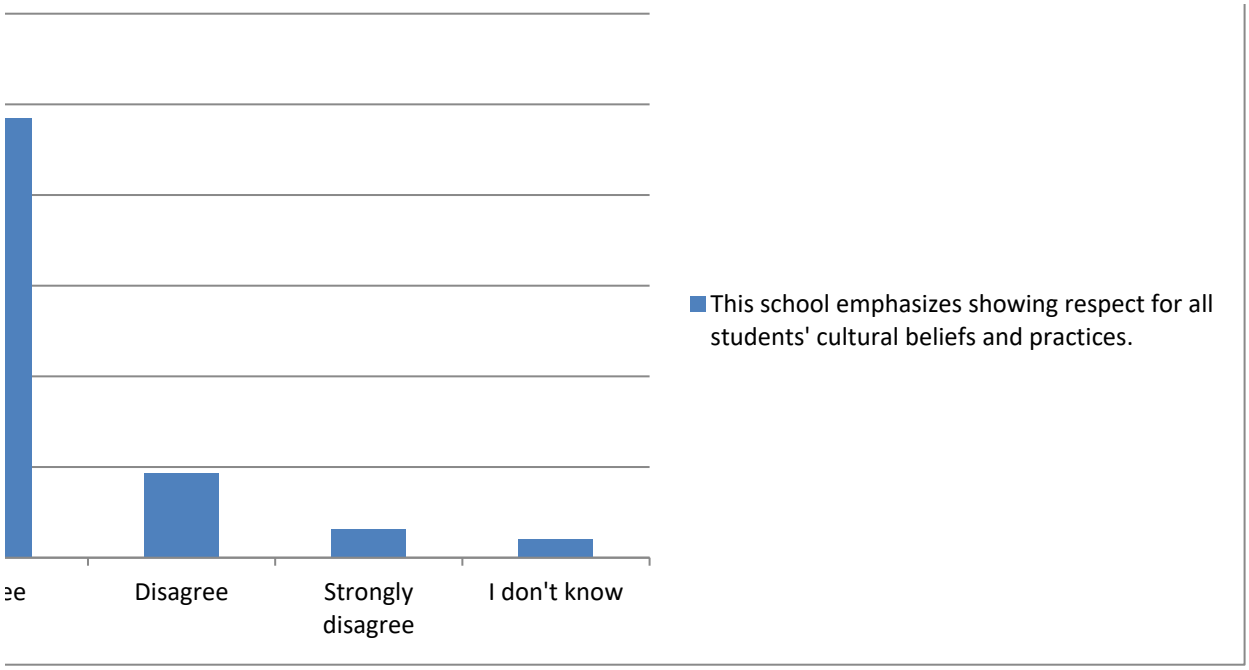
ee
Disagree
Strongly disagree
I don't know
This school emphasizes showing respect for all students' cultural beliefs and practices.

Summary of Staff do a good job helping parents support their children's learning at home.

Categorical Summary

Sample Size	Number of Distinct Categories
92 of 92	5

Staff do a g	Count	Percent of	Confidence Interval (Percent of Data)
Strongly ag	23	25.0%	17.3% to 34.7%
Agree	46	50.0%	40.0% to 60.0%
Disagree	10	10.9%	6.0% to 18.9%
Strongly di	5	5.4%	2.3% to 12.1%
I don't kno	8	8.7%	4.5% to 16.2%

Select a chart and choose "Clustered Column", "100% Stacked Column", or "Pie" chart in Powerpoint or
To create a correct "100% Stacked Column" chart, choose the chart then click "Switch Row/Column" (PC

Count

	Staff do a g
Strongly ag	23
Agree	46
Disagree	10
Strongly di	5
I don't kno	8

Percent

	Staff do a good job helping parents support their children
Strongly ag	25.0%
Agree	50.0%
Disagree	10.9%
Strongly di	5.4%
I don't kno	8.7%

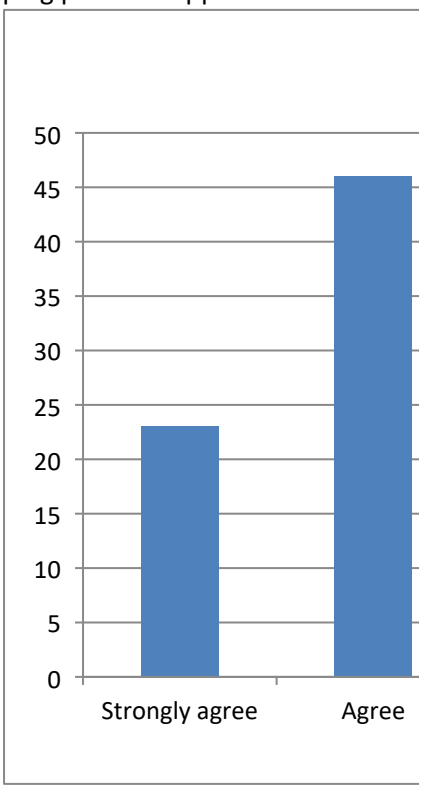

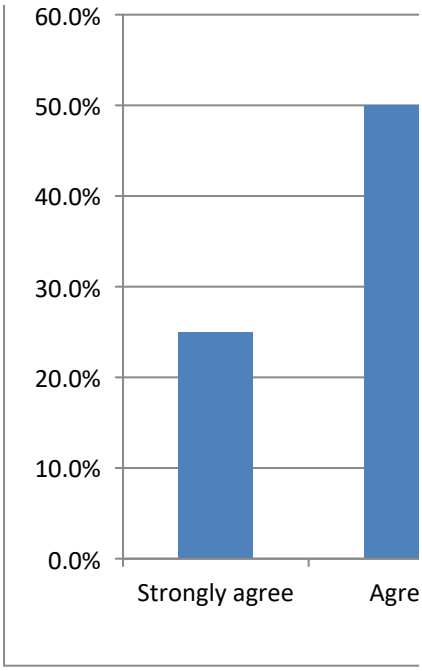
60.0%
50.0%
40.0%
30.0%
20.0%
10.0%
0.0%
Strongly agree
Agre

· Excel, to change the chart type.
C) or "Switch Plot" (Mac) in the chart tools

ı's learning at home.

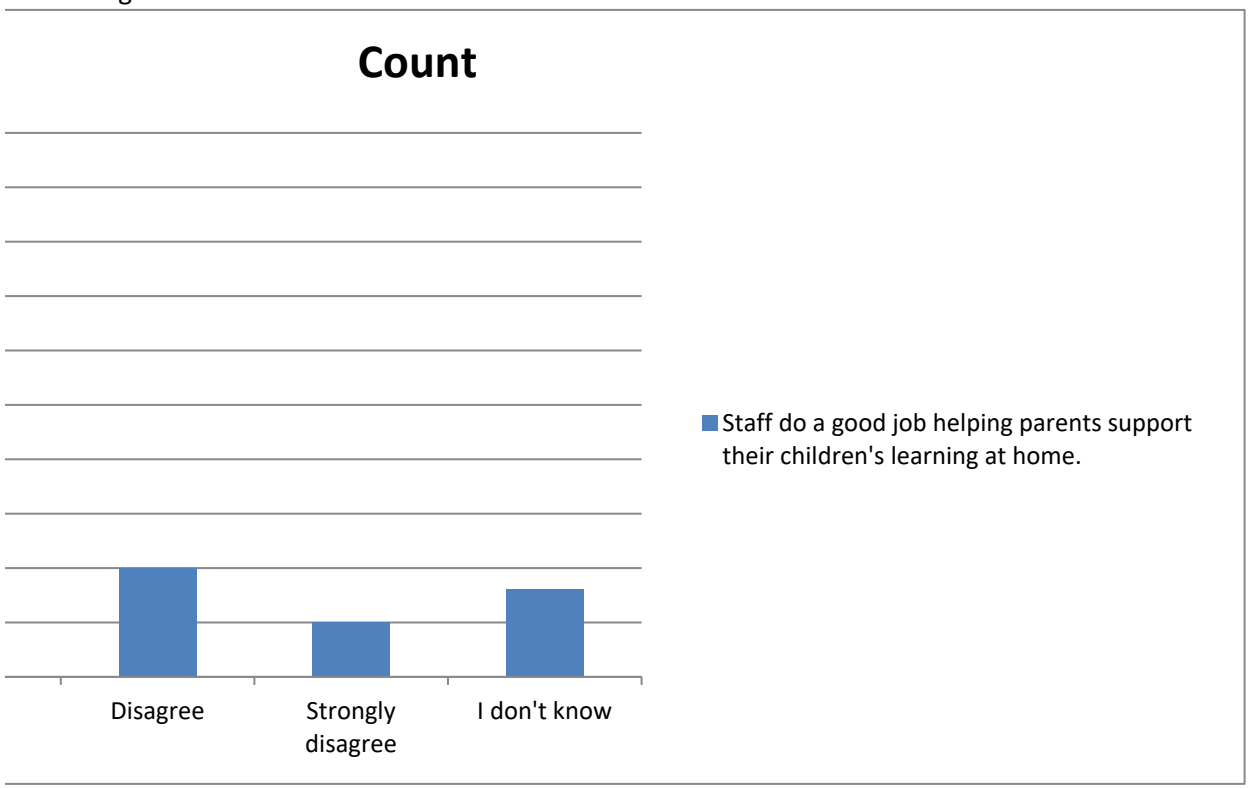

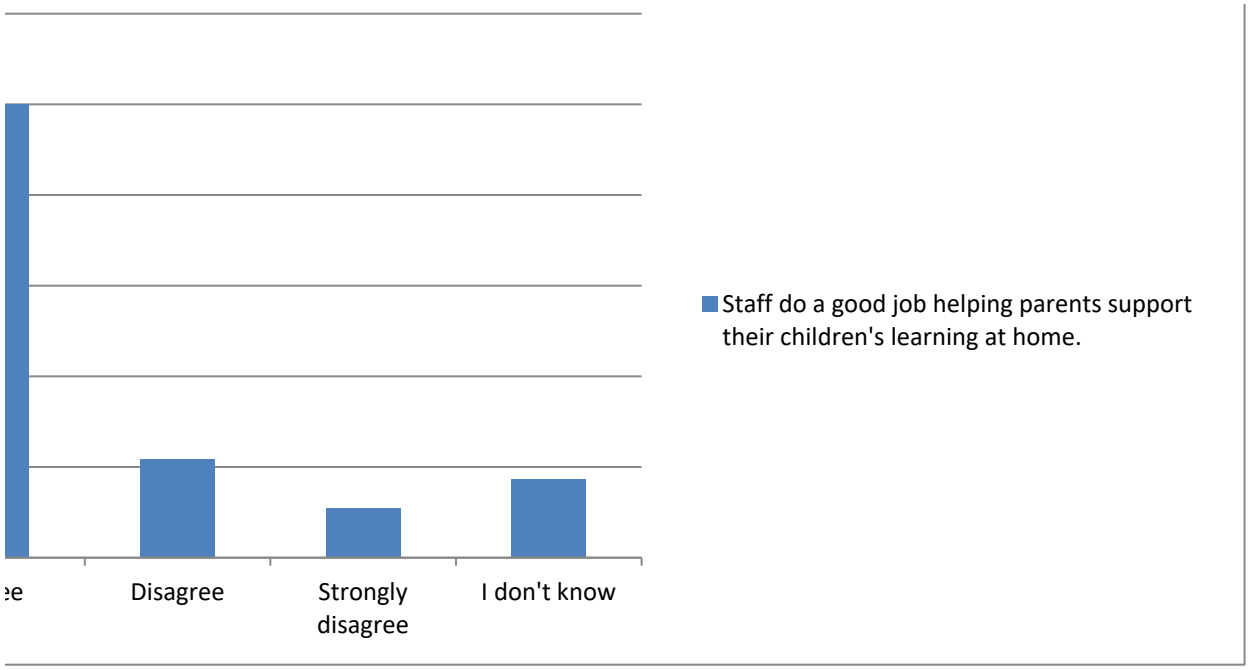
ee
Disagree
Strongly disagree
I don't know
Staff do a good job helping parents support their children's learning at home.

Summary of Staff members make an effort to contact parents when their student has made improveme

Categorical Summary

Sample Siz	Number of Distinct Categories
93 of 93	5

Staff memb	Count	Percent of	Confidence Interval (Percent of Data)
Strongly ag	19	20.4%	13.5% to 29.7%
Agree	41	44.1%	34.4% to 54.2%
Disagree	18	19.4%	12.6% to 28.5%
Strongly di	6	6.5%	3.0% to 13.4%
I don't kno	9	9.7%	5.2% to 17.4%

Select a chart and choose "Clustered Column", "100% Stacked Column", or "Pie" chart in Powerpoint or
To create a correct "100% Stacked Column" chart, choose the chart then click "Switch Row/Column" (PC

Count

	Staff memb
Strongly ag	19
Agree	41
Disagree	18
Strongly di	6
I don't kno	9

Percent

	Staff members make an effort to contact parents when th
Strongly ag	20.4%
Agree	44.1%
Disagree	19.4%
Strongly di	6.5%
I don't kno	9.7%

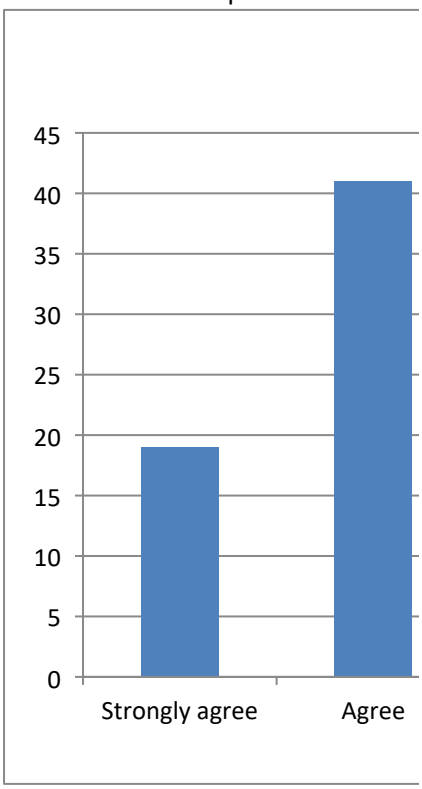

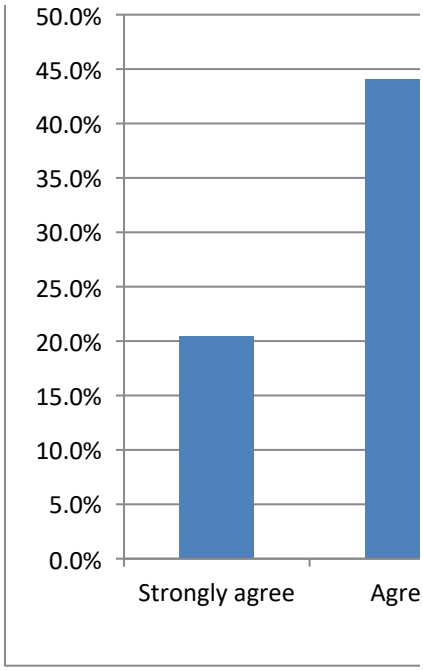
50.0%
45.0%
40.0%
35.0%
30.0%
25.0%
20.0%
15.0%
10.0%
5.0%
0.0%
Strongly agree
Agre

ent or done something positive.

· Excel, to change the chart type.
C) or "Switch Plot" (Mac) in the chart tools

heir student has made improvement or done something positive.

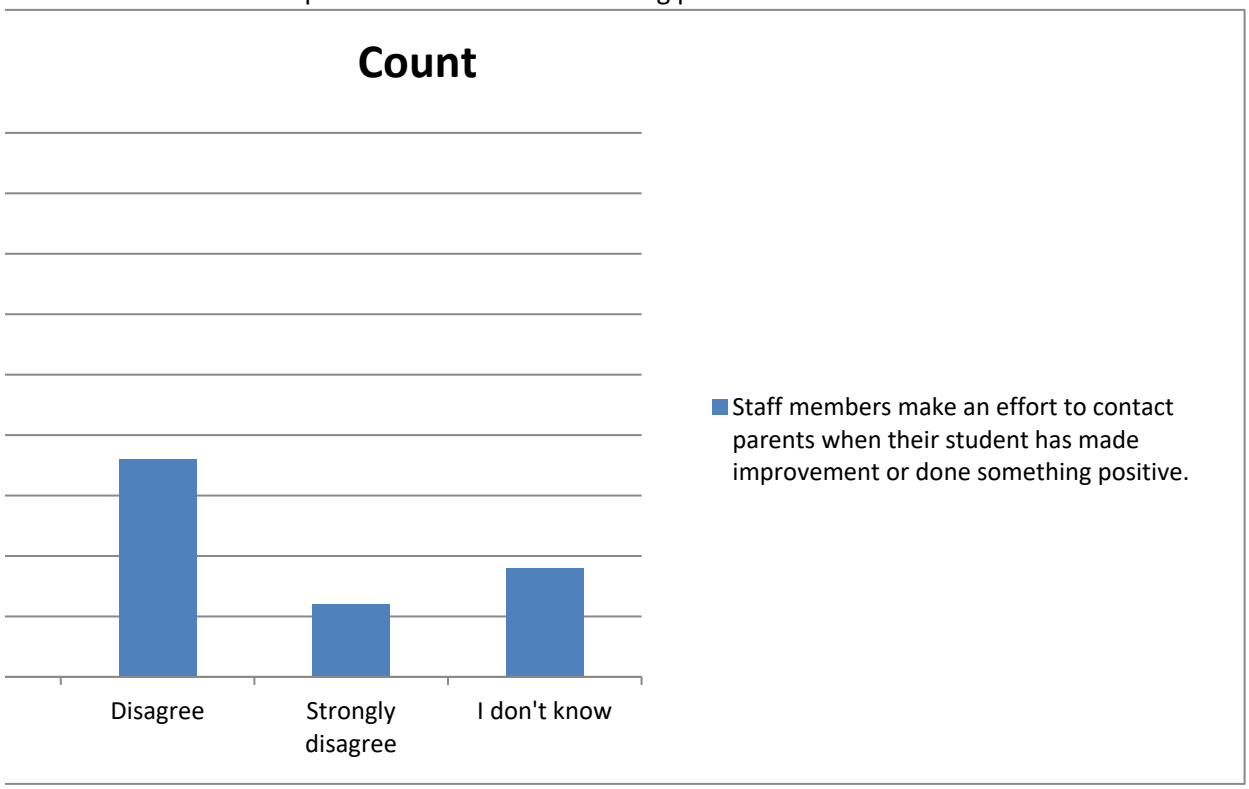

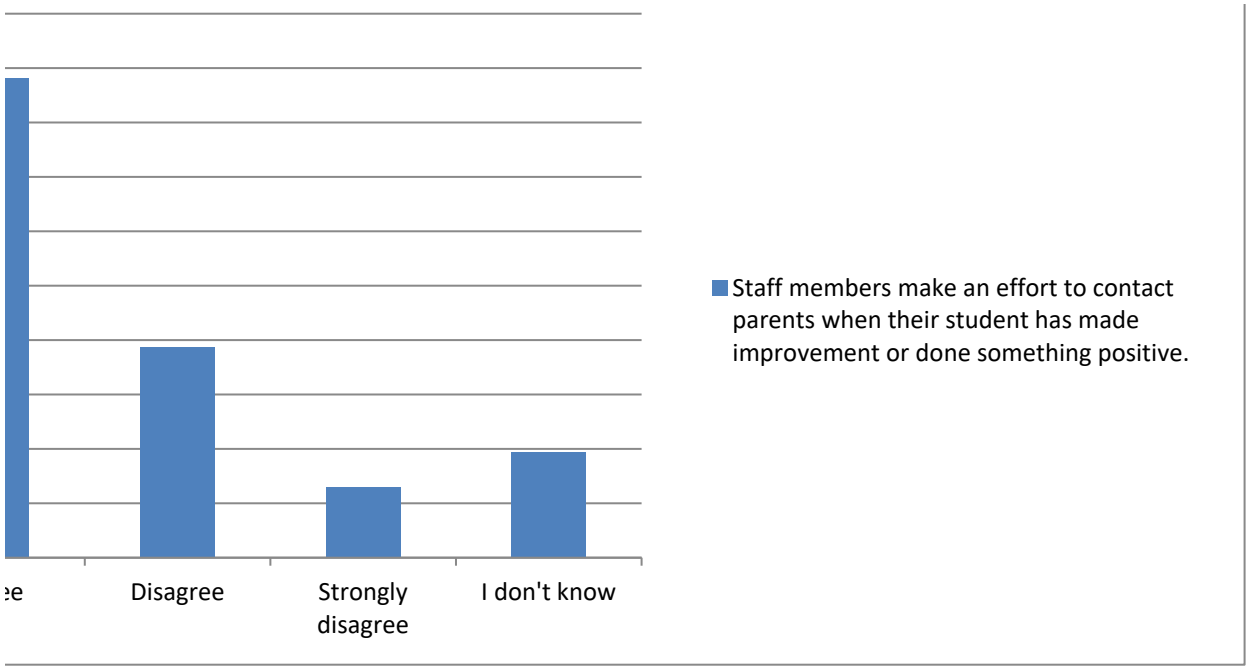
ee
Disagree
Strongly disagree
I don't know
Staff members make an effort to contact parents when their student has made improvement or done something positive.

Summary of This school communicates with parents in a timely and ongoing basis.

Categorical Summary

Sample Siz	Number of Distinct Categories
93 of 93	5

This school	Count	Percent of	Confidence Interval (Percent of Data)
Strongly ag	20	21.5%	14.4% to 30.9%
Agree	51	54.8%	44.7% to 64.6%
Disagree	11	11.8%	6.7% to 19.9%
Strongly di	7	7.5%	3.7% to 14.7%
I don't kno	4	4.3%	1.7% to 10.5%

Select a chart and choose "Clustered Column", "100% Stacked Column", or "Pie" chart in Powerpoint or
To create a correct "100% Stacked Column" chart, choose the chart then click "Switch Row/Column" (PC

Count

	This school
Strongly ag	20
Agree	51
Disagree	11
Strongly di	7
I don't kno	4

Percent

	This school communicates with parents in a timely and or
Strongly ag	21.5%
Agree	54.8%
Disagree	11.8%
Strongly di	7.5%
I don't kno	4.3%

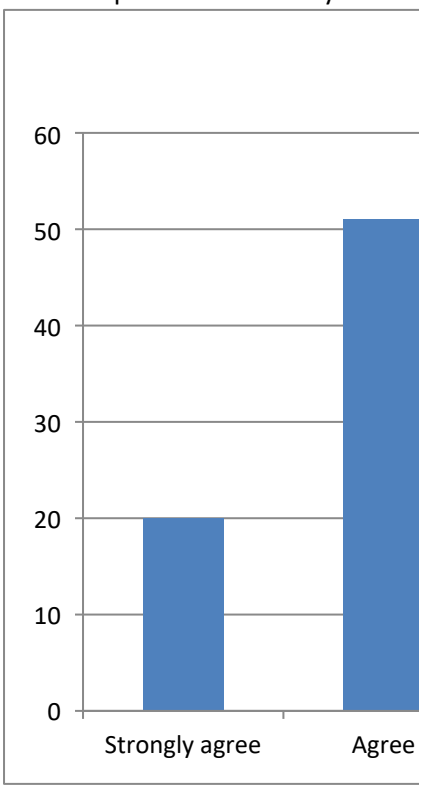

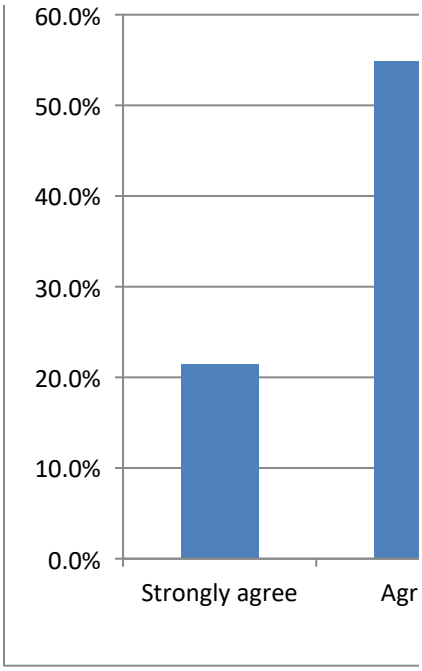
60.0%
50.0%
40.0%
30.0%
20.0%
10.0%
0.0%
Strongly agree
Agr

· Excel, to change the chart type.
C) or "Switch Plot" (Mac) in the chart tools

ngoing basis.

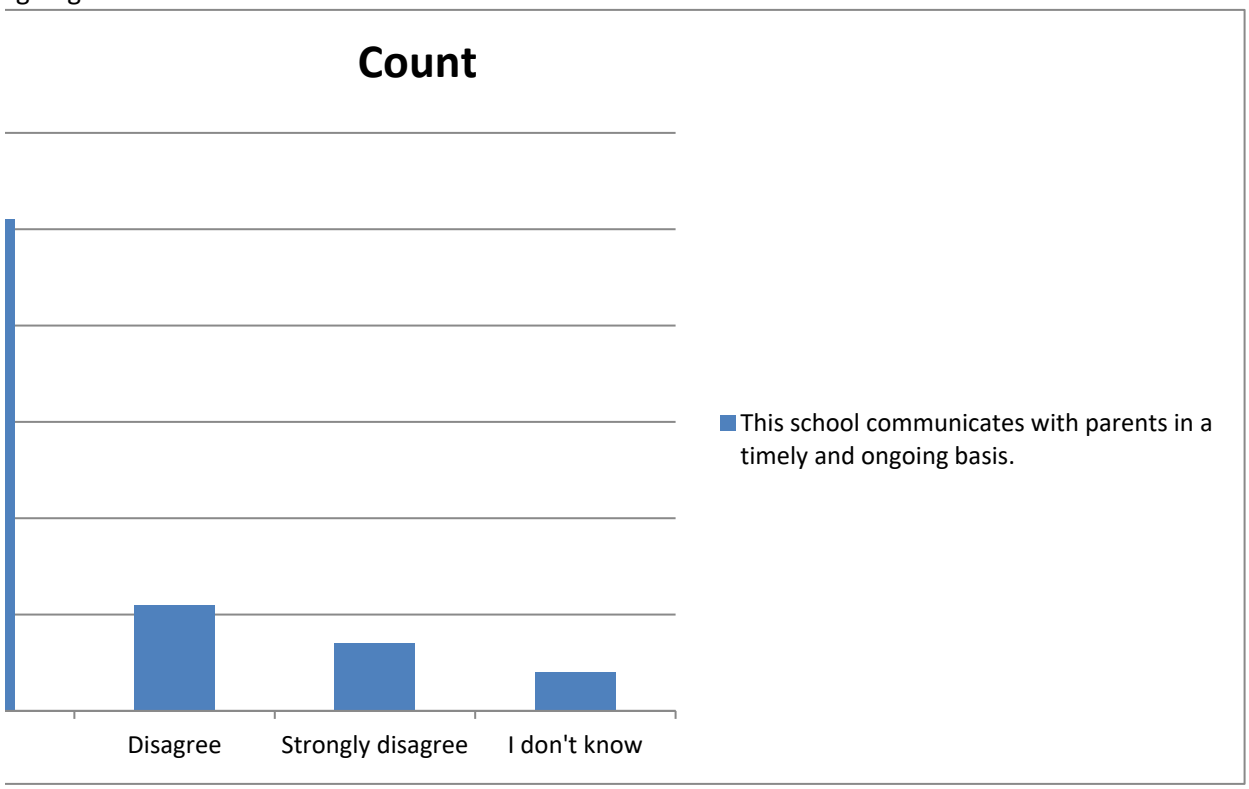

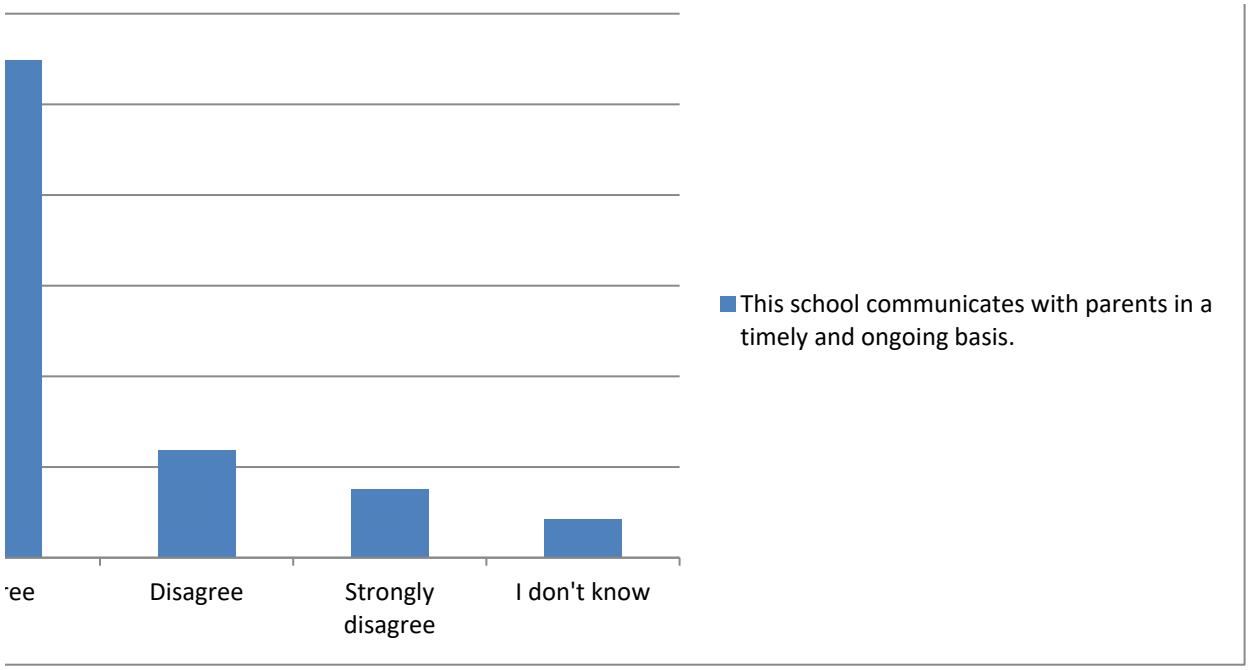
·ee
Disagree
Strongly disagree
I don't know
This school communicates with parents in a timely and ongoing basis.

Summary of Discipline is fair.

Categorical Summary

Sample Size	Number of Distinct Categories
93 of 93	5

Discipline is	Count	Percent of	Confidence Interval (Percent of Data)
Strongly ag	17	18.3%	11.7% to 27.3%
Agree	47	50.5%	40.6% to 60.5%
Disagree	10	10.8%	5.9% to 18.7%
Strongly dis	8	8.6%	4.4% to 16.1%
I don't know	11	11.8%	6.7% to 19.9%

Select a chart and choose "Clustered Column", "100% Stacked Column", or "Pie" chart in Powerpoint or
To create a correct "100% Stacked Column" chart, choose the chart then click "Switch Row/Column" (PC

Count

	Discipline is
Strongly ag	17
Agree	47
Disagree	10
Strongly dis	8
I don't know	11

Percent

	Discipline is fair.
Strongly ag	18.3%
Agree	50.5%
Disagree	10.8%
Strongly dis	8.6%
I don't know	11.8%

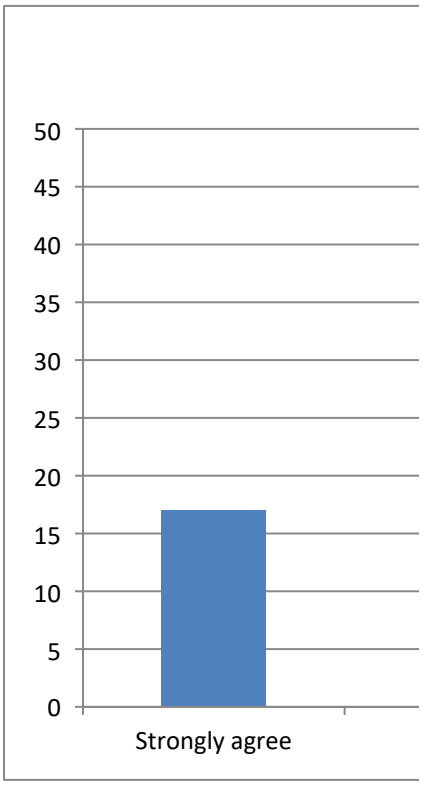

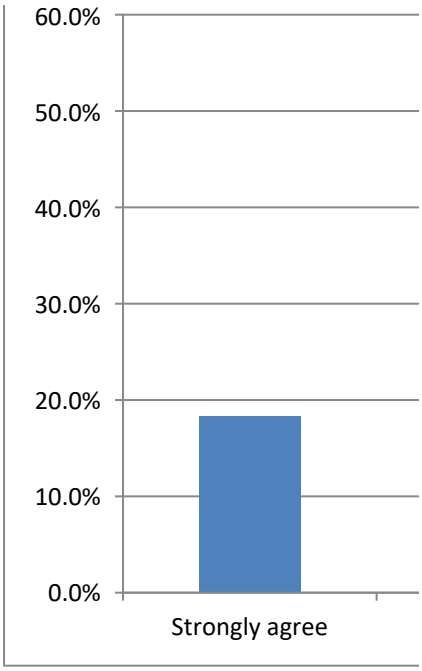
60.0%
50.0%
40.0%
30.0%
20.0%
10.0%
0.0%
Strongly agree

· Excel, to change the chart type.
C) or "Switch Plot" (Mac) in the chart tools

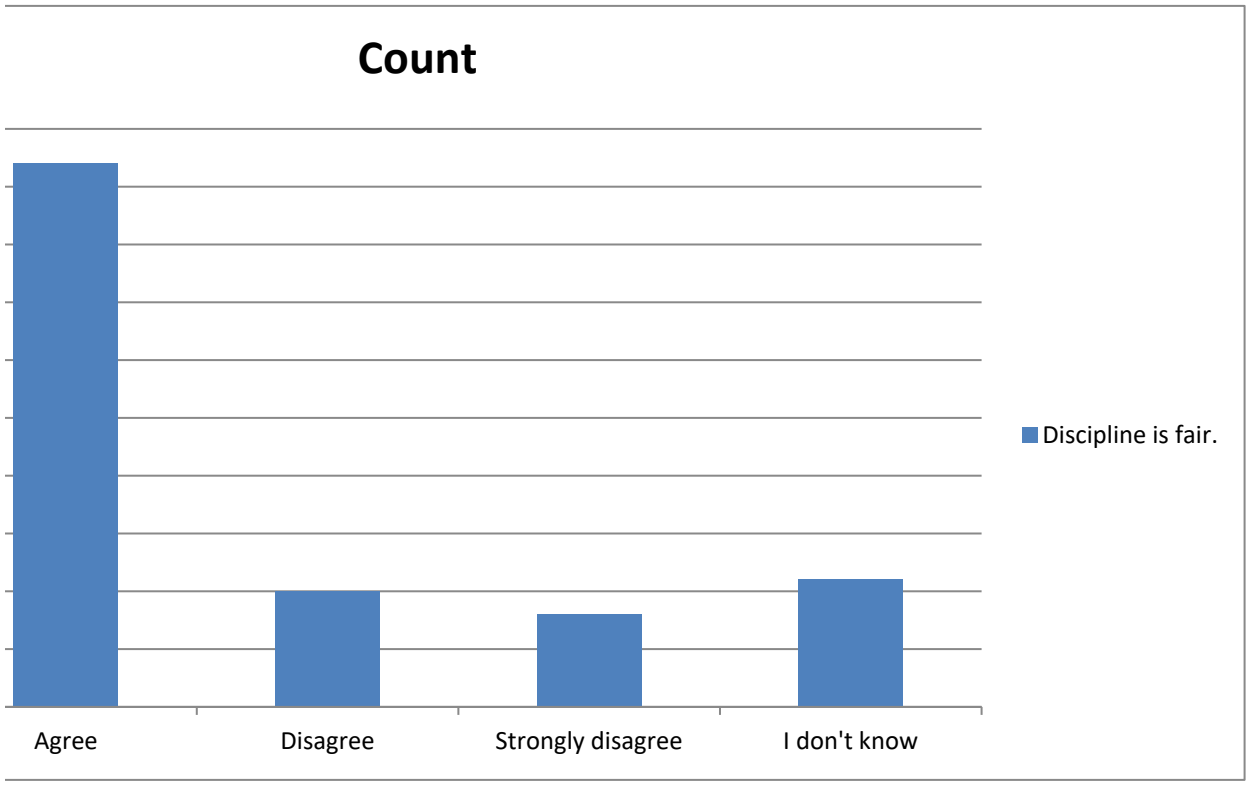

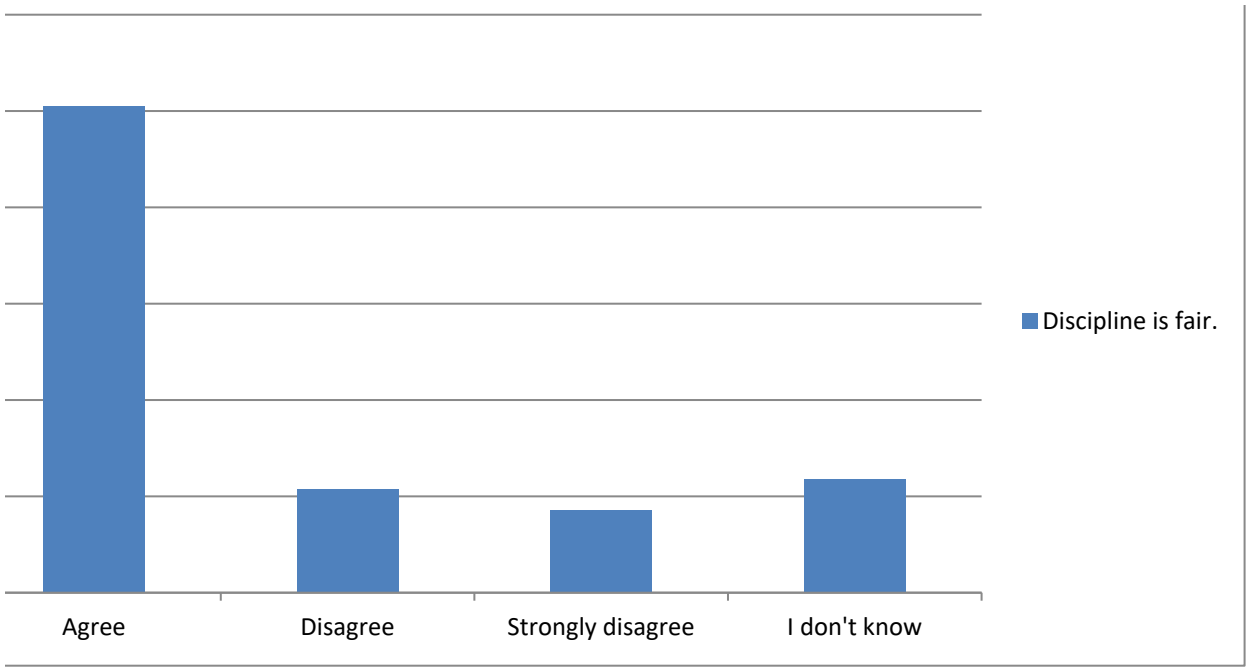
Discipline is fair.
Agree
Disagree
Strongly disagree
I don't know

Summary of The following types of problems occur often at this school:

Select a chart and choose "Clustered Column", "100% Stacked Column", or "Pie" chart in Powerpoint or

Col %

	Bullying	Cyberbullyi	Hazing	Parent verbal abuse of
Yes	48.4%	23.1%	11.0%	20.9%
No	29.7%	29.7%	50.5%	34.1%
I don't know	22.0%	47.3%	38.5%	45.1%

Count

	Bullying	Cyberbullyi	Hazing	Parent verbal abuse of
Yes	44	21	10	19
No	27	27	46	31
I don't know	20	43	35	41

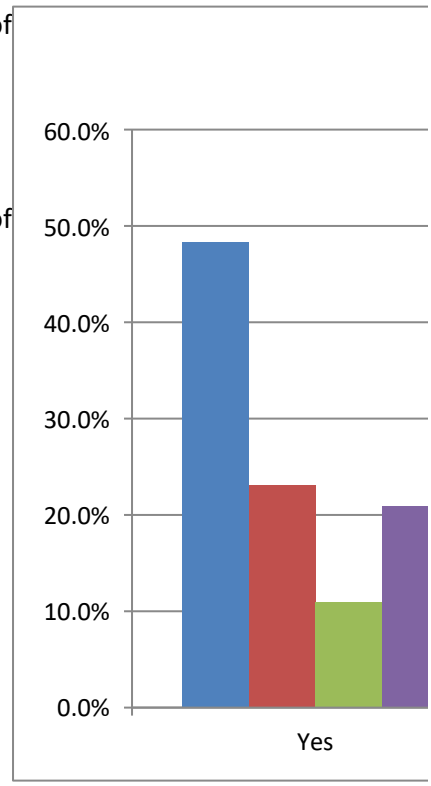

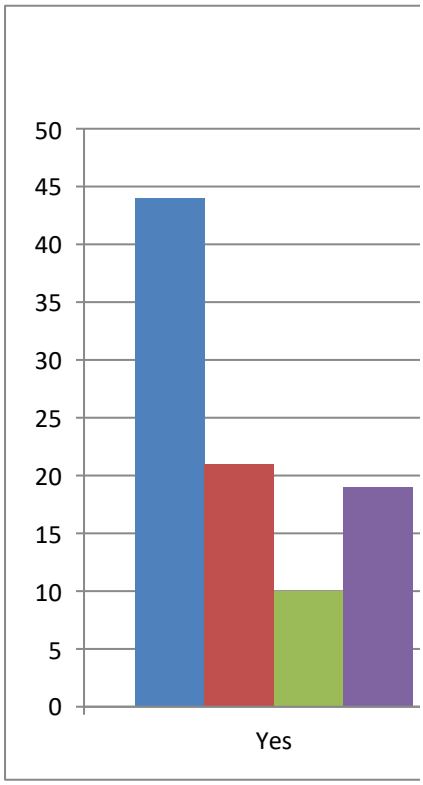

Excel, to change the chart type.

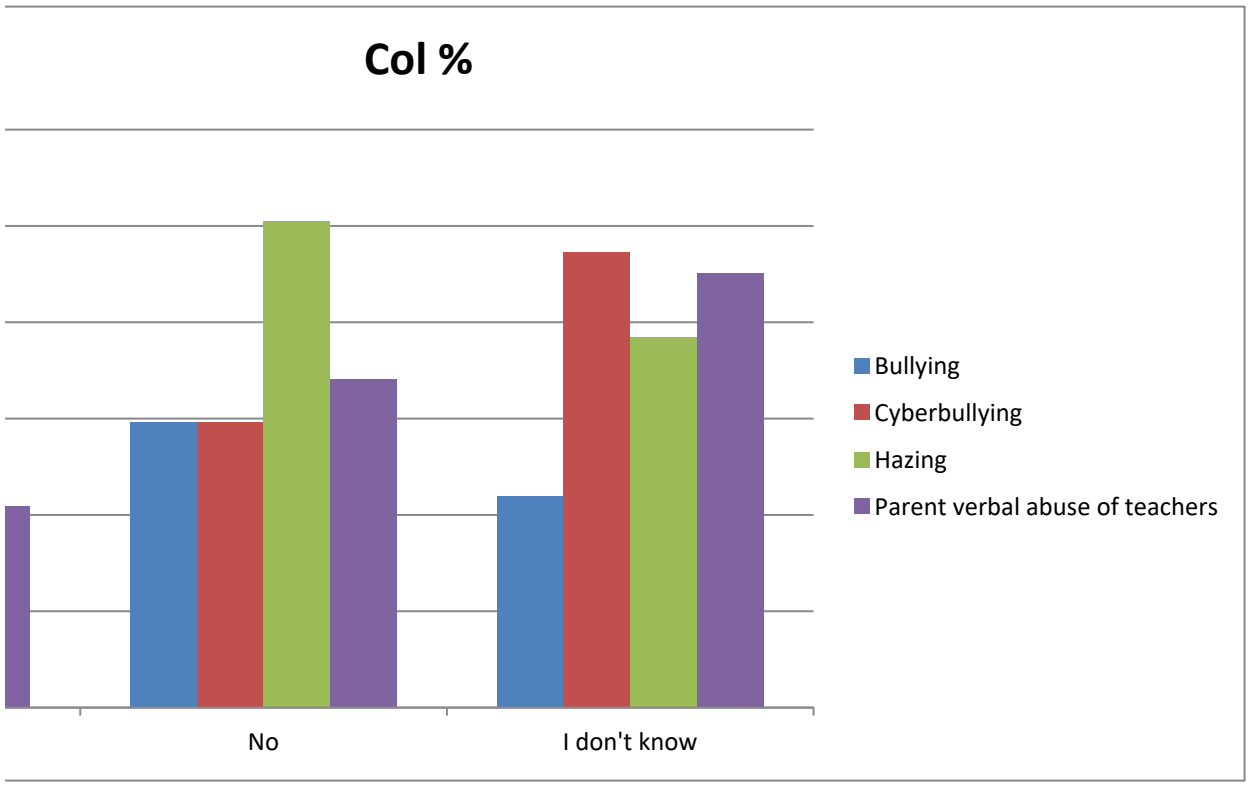

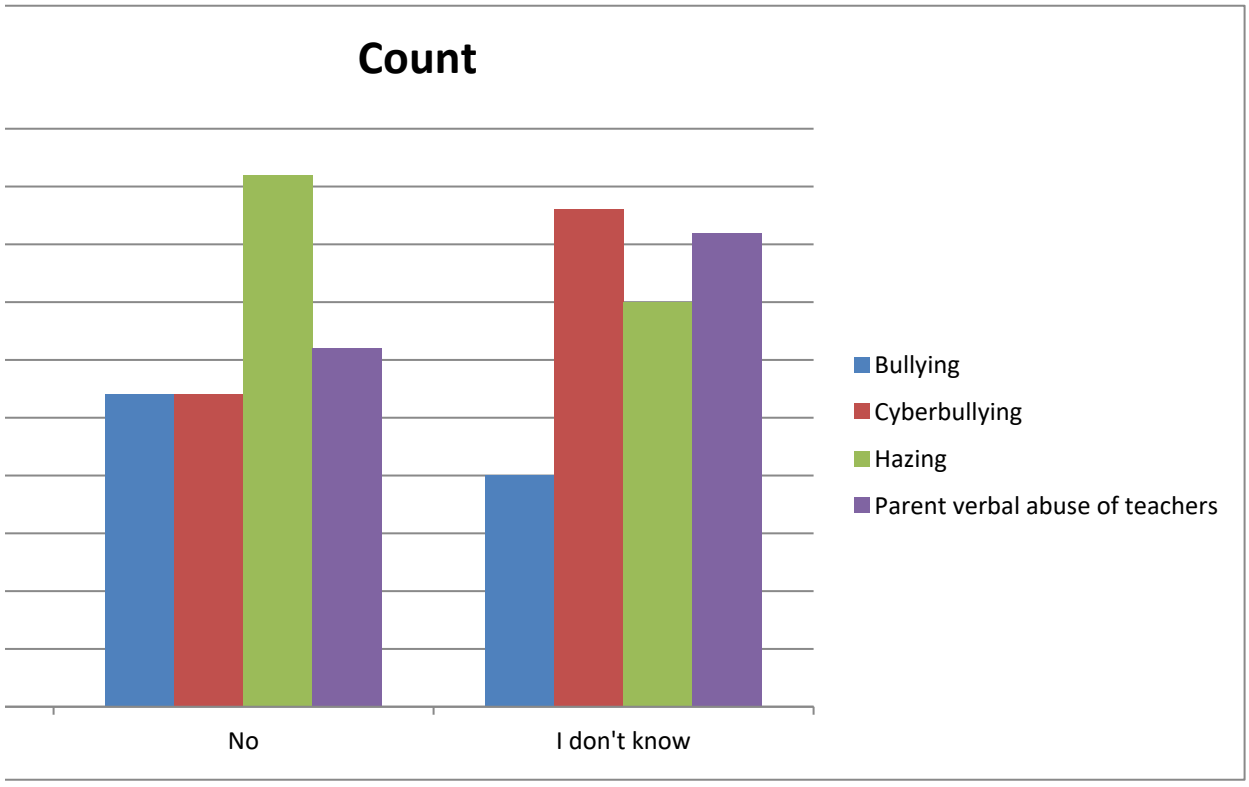

Summary of The following types of problems occur often at this school:

Select a chart and choose "Clustered Column", "100% Stacked Column", or "Pie" chart in Powerpoint or

Col %

	Physical ab	Physical co	Racial/ethr	Retaliation
Yes	2.3%	25.0%	8.0%	17.0%
No	77.0%	56.8%	65.9%	55.7%
I don't kno	20.7%	18.2%	26.1%	27.3%

Count

	Physical ab	Physical co	Racial/ethr	Retaliation
Yes	2	22	7	15
No	67	50	58	49
I don't kno	18	16	23	24

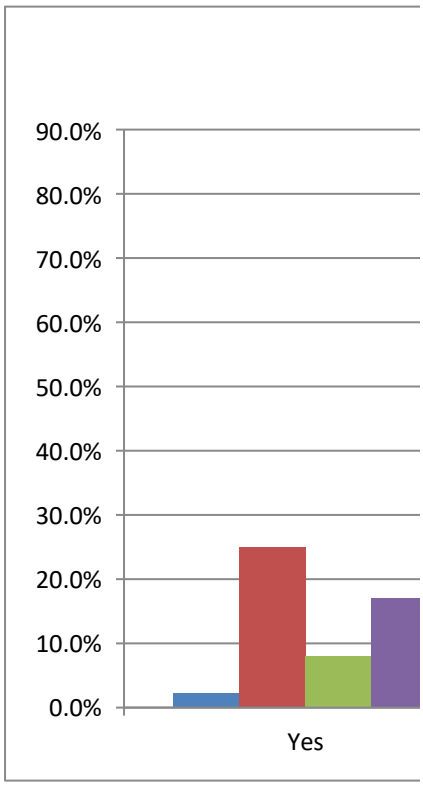

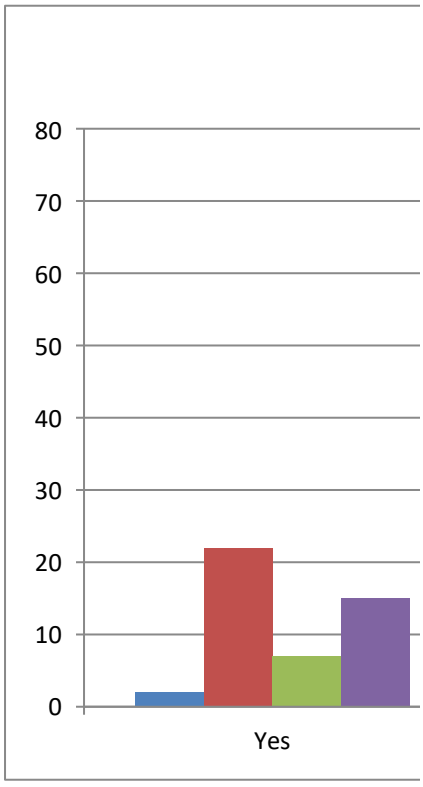

· Excel, to change the chart type.

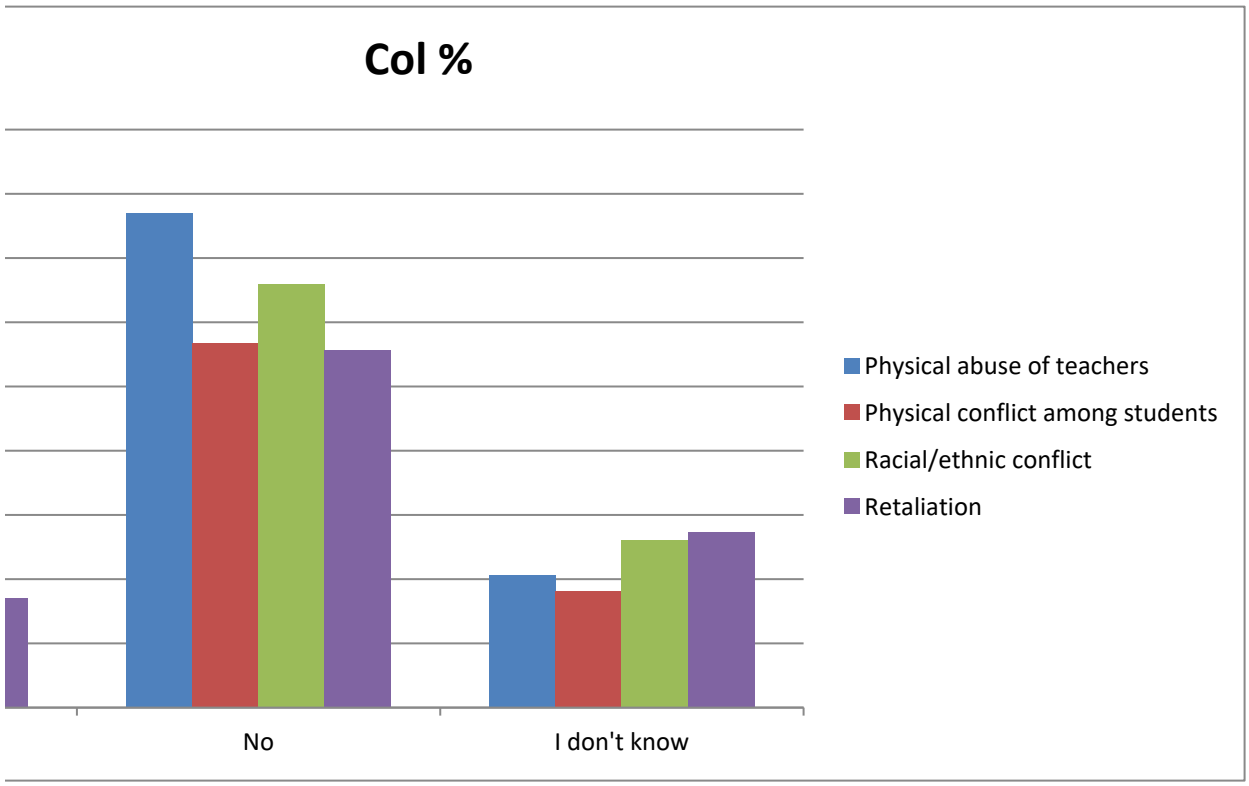

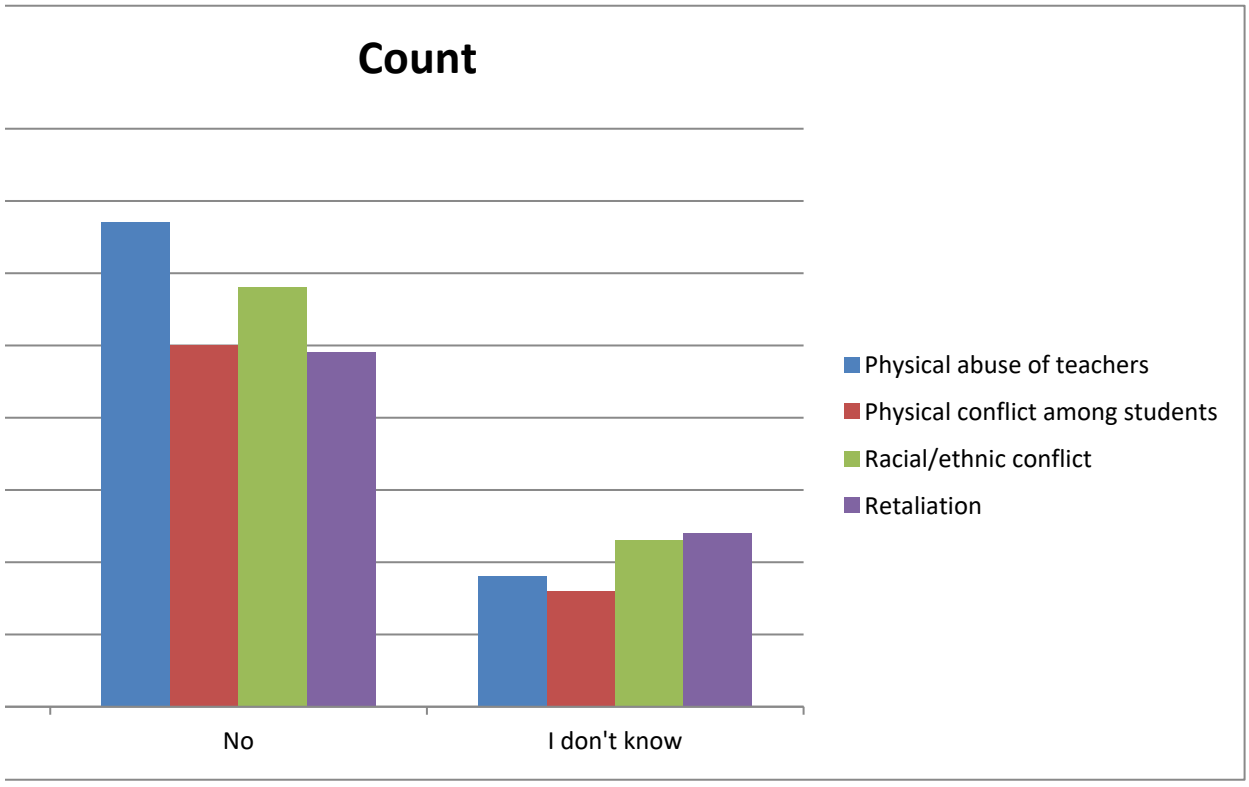

Summary of The following types of problems occur often at this school:

Select a chart and choose "Clustered Column", "100% Stacked Column", or "Pie" chart in Powerpoint or

Col %

	Sexting	Sexual hara	Student ve	Substance abuse
Yes	12.5%	8.0%	27.3%	19.5%
No	40.9%	55.7%	51.1%	51.7%
I don't kno	46.6%	36.4%	21.6%	28.7%

Count

	Sexting	Sexual hara	Student ve	Substance abuse
Yes	11	7	24	17
No	36	49	45	45
I don't kno	41	32	19	25

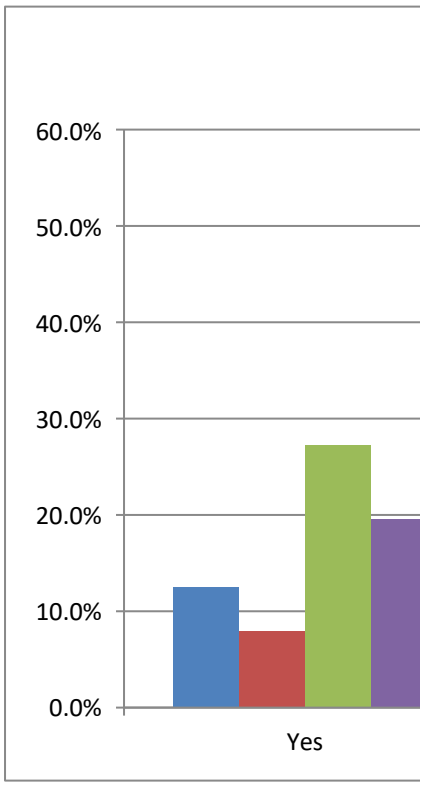

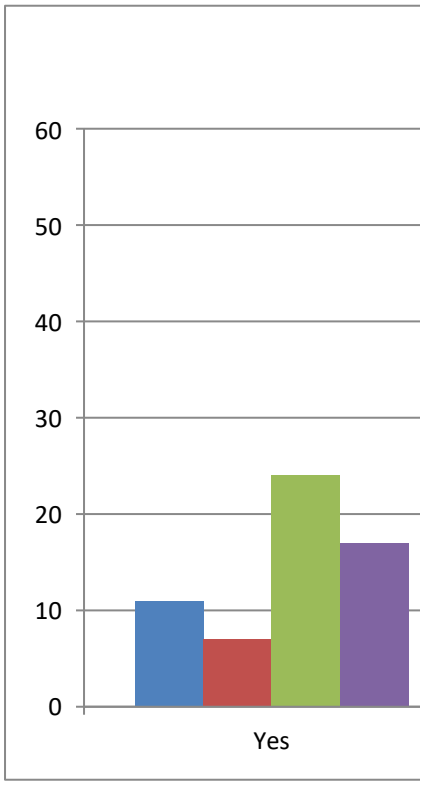

Excel, to change the chart type.

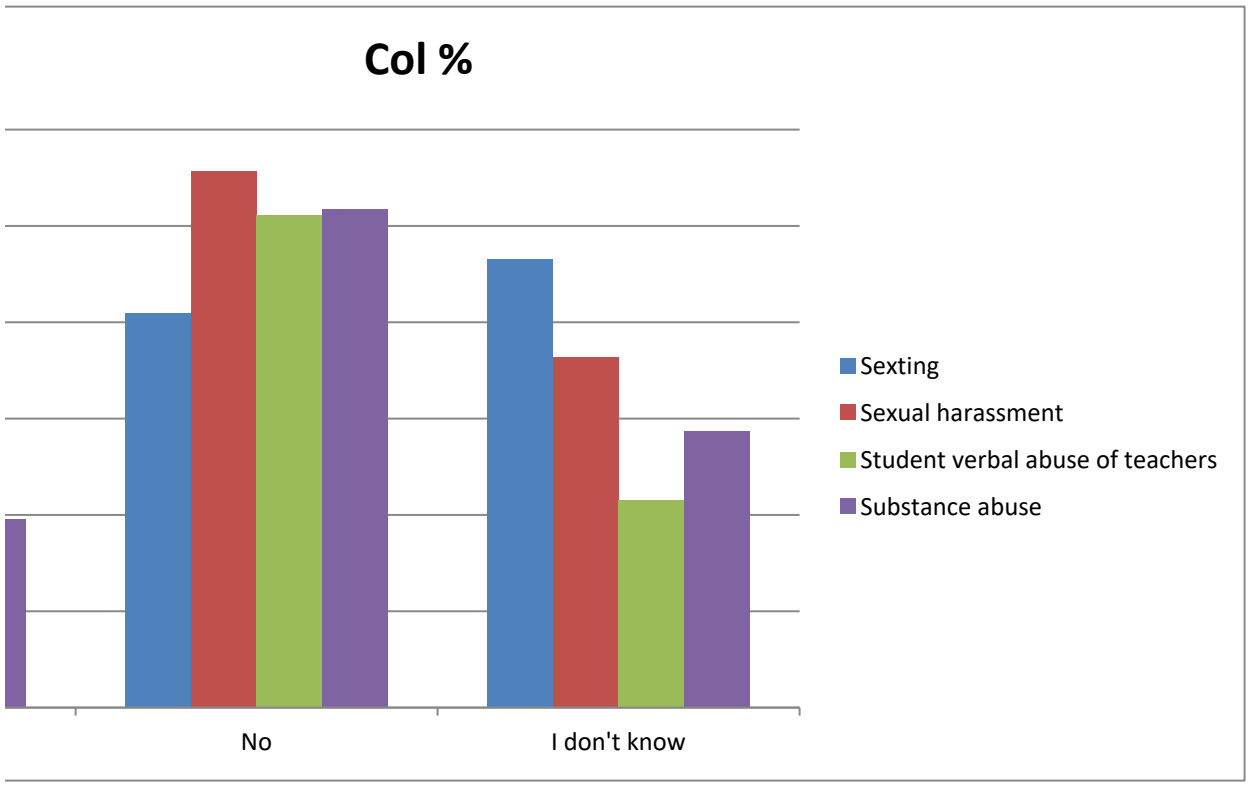

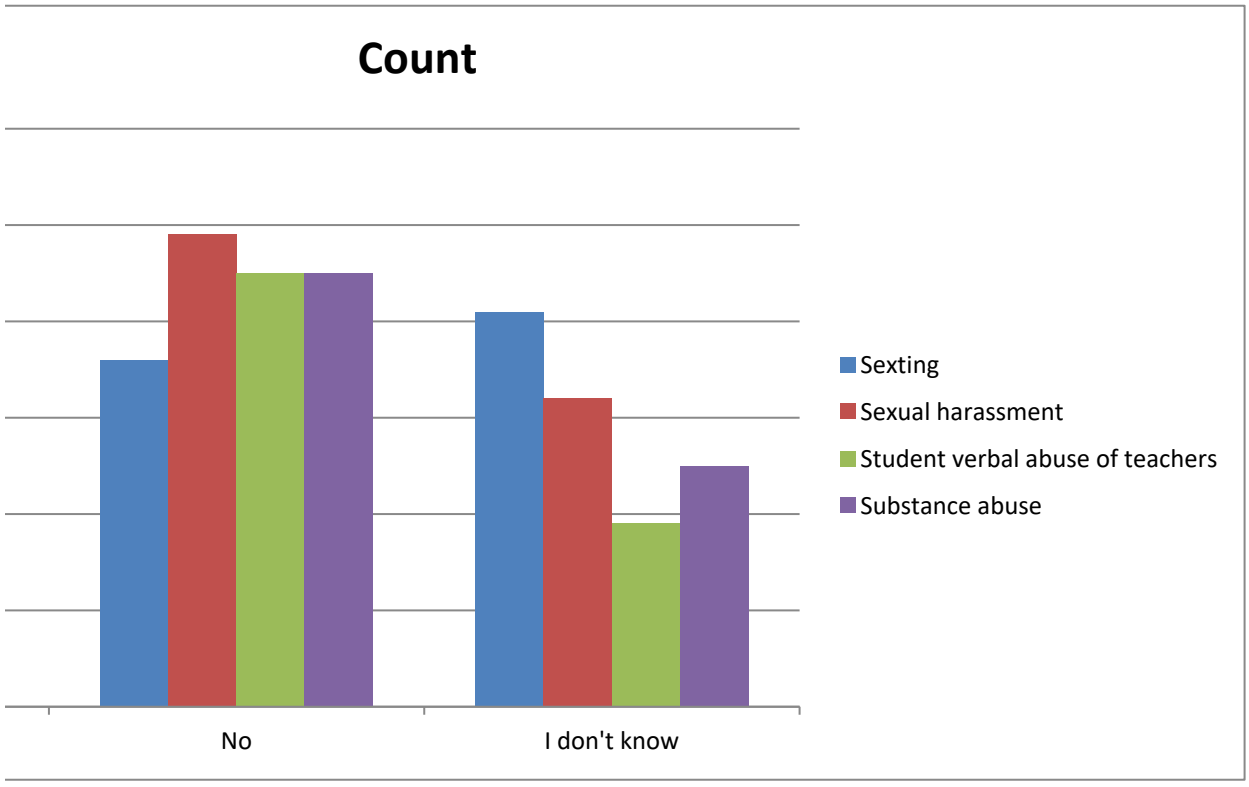

Summary of The following types of problems occur often at this school:

Select a chart and choose "Clustered Column", "100% Stacked Column", or "Pie" chart in Powerpoint or

Col %

	Theft	Tobacco/va	Vandalism	Weapons brought to s
Yes	17.4%	28.7%	16.3%	5.7%
No	55.8%	50.6%	61.6%	65.5%
I don't know	26.7%	20.7%	22.1%	28.7%

Count

	Theft	Tobacco/va	Vandalism	Weapons brought to s
Yes	15	25	14	5
No	48	44	53	57
I don't know	23	18	19	25

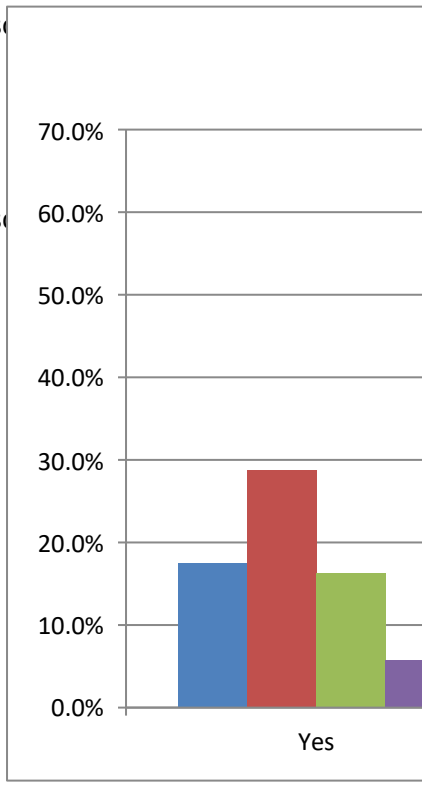

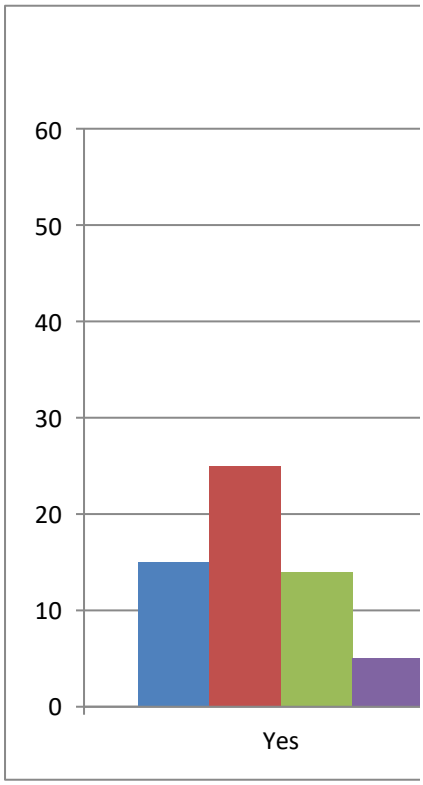

· Excel, to change the chart type.

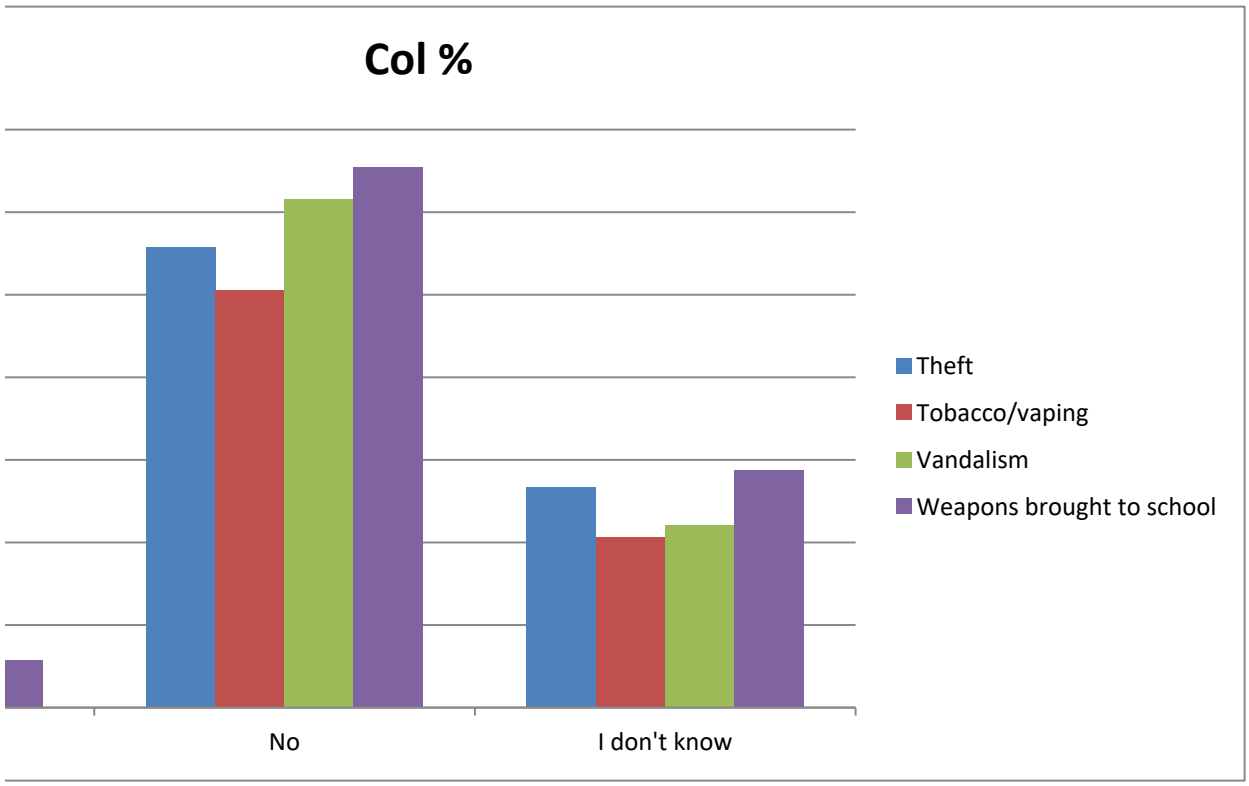

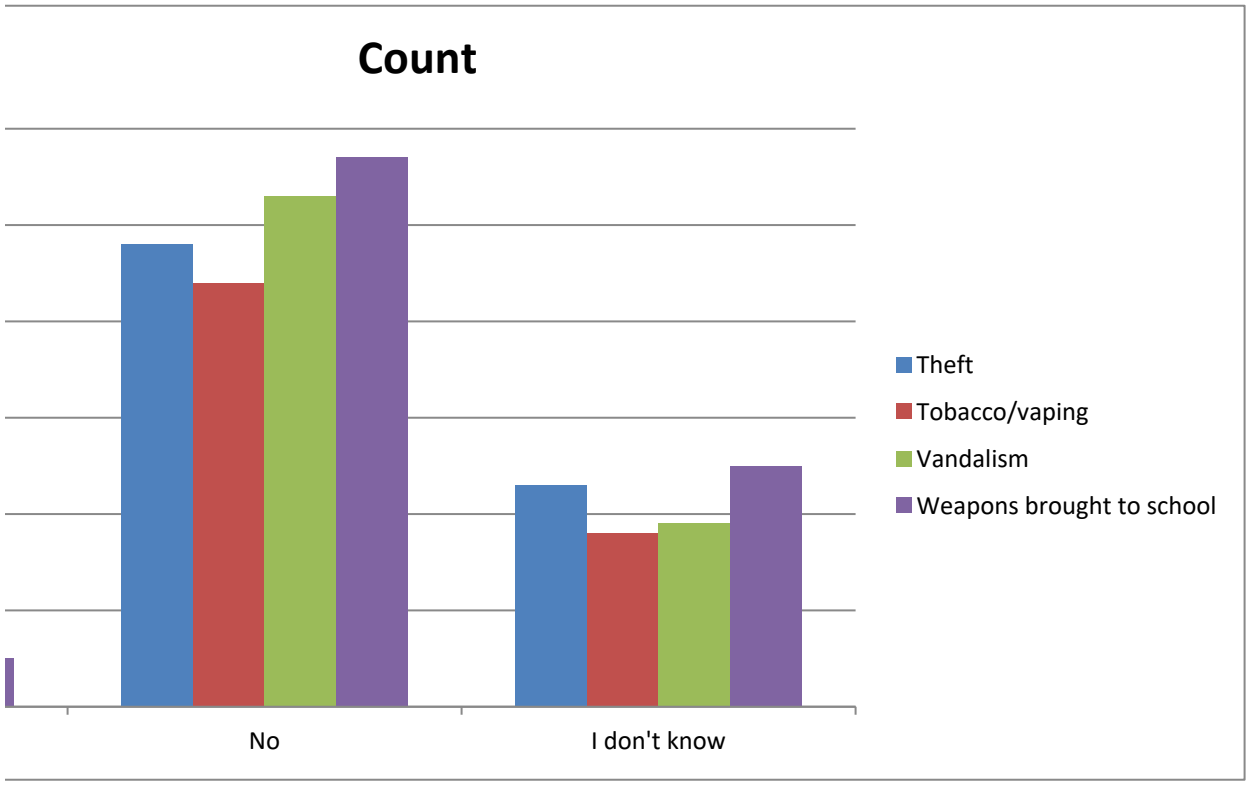

Summary of The programs at this school are adequate to support students with special needs or disabili

Categorical Summary

Sample Siz	Number of Distinct Categories
88 of 88	5

The progra	Count	Percent of	Confidence Interval (Percent of Data)
Strongly ag	24	27.3%	19.1% to 37.4%
Agree	35	39.8%	30.2% to 50.2%
Disagree	15	17.0%	10.6% to 26.2%
Strongly di	5	5.7%	2.5% to 12.6%
I don't kno	9	10.2%	5.5% to 18.3%

Select a chart and choose "Clustered Column", "100% Stacked Column", or "Pie" chart in Powerpoint or
To create a correct "100% Stacked Column" chart, choose the chart then click "Switch Row/Column" (PC

Count

	The progra
Strongly ag	24
Agree	35
Disagree	15
Strongly di	5
I don't kno	9

Percent

	The programs at this school are adequate to support stud
Strongly ag	27.3%
Agree	39.8%
Disagree	17.0%
Strongly di	5.7%
I don't kno	10.2%

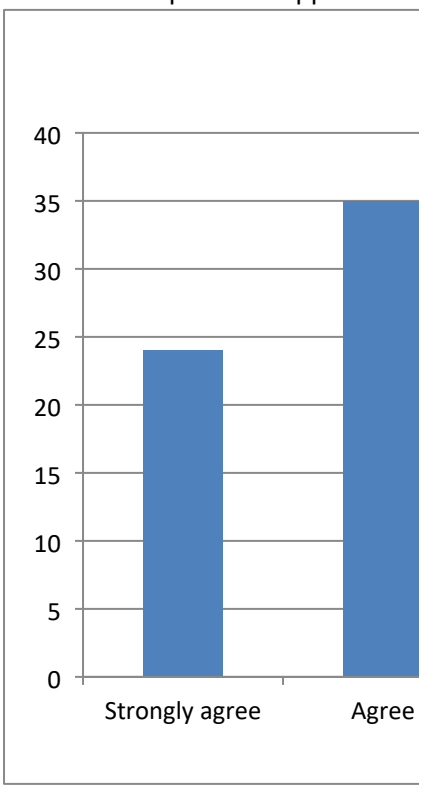

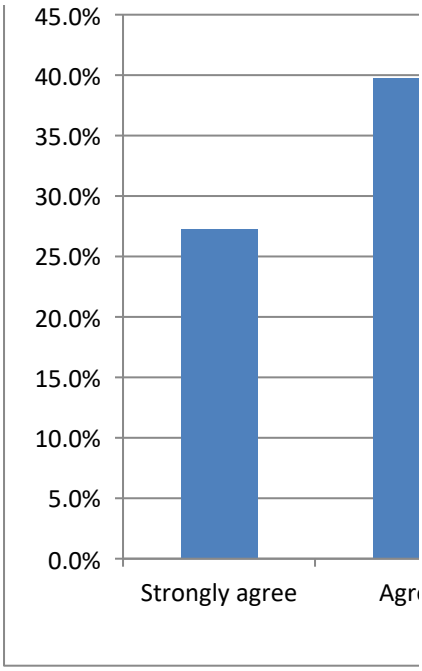
45.0%
40.0%
35.0%
30.0%
25.0%
20.0%
15.0%
10.0%
5.0%
0.0%
Strongly agree
Agr

ities.

· Excel, to change the chart type.
C) or "Switch Plot" (Mac) in the chart tools

dents with special needs or disabilities.

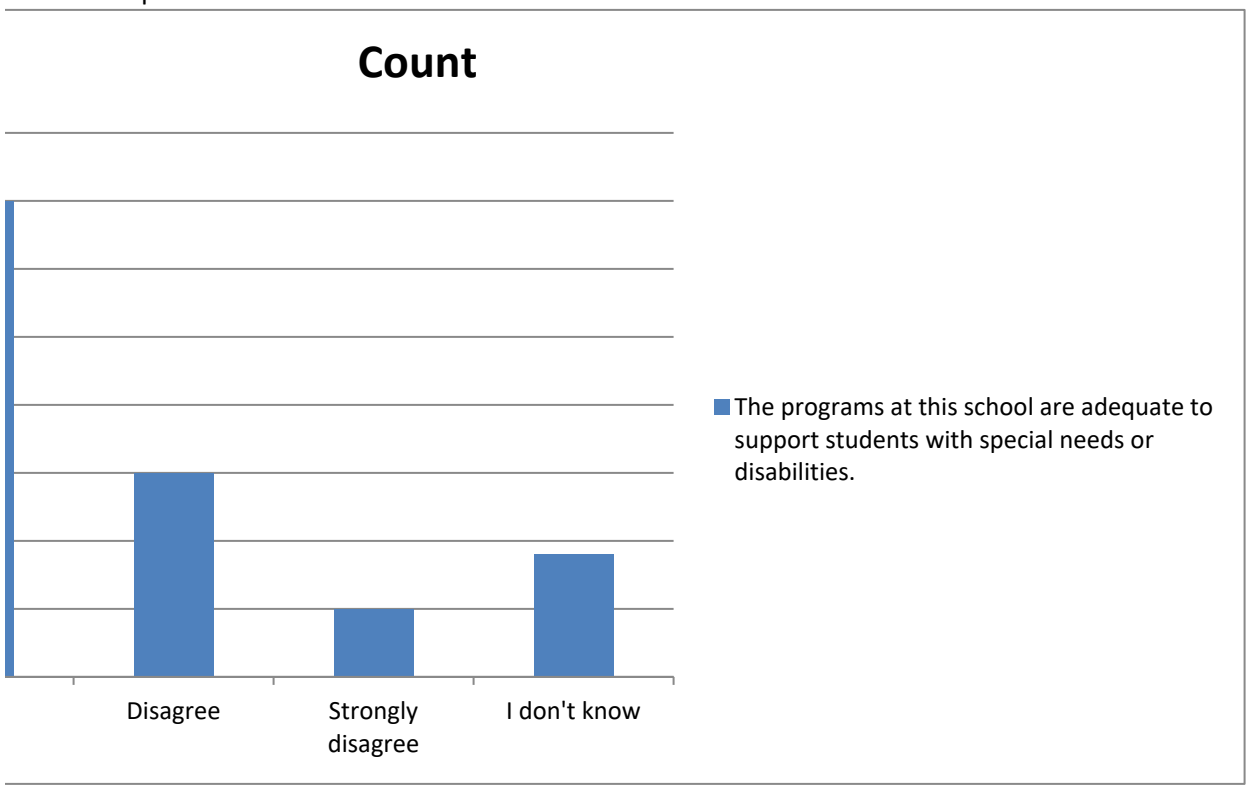

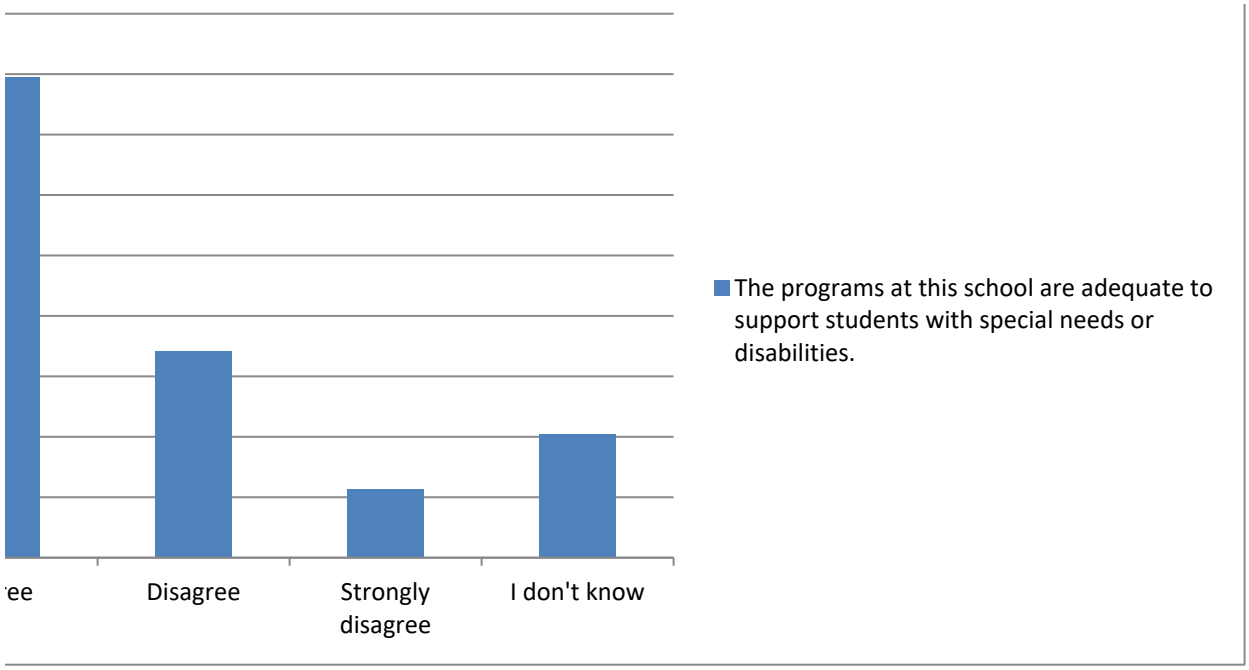
ee
Disagree
Strongly disagree
I don't know
The programs at this school are adequate to support students with special needs or disabilities.

Summary of This school places a priority on students' health and nutrition needs.

Categorical Summary

Sample Size	Number of Distinct Categories
87 of 87	5

This school	Count	Percent of	Confidence Interval (Percent of Data)
Strongly ag	18	20.7%	13.5% to 30.4%
Agree	42	48.3%	38.1% to 58.6%
Disagree	13	14.9%	8.9% to 23.9%
Strongly di	4	4.6%	1.8% to 11.2%
I don't kno	10	11.5%	6.4% to 19.9%

Select a chart and choose "Clustered Column", "100% Stacked Column", or "Pie" chart in Powerpoint or
To create a correct "100% Stacked Column" chart, choose the chart then click "Switch Row/Column" (PC

Count

	This school
Strongly ag	18
Agree	42
Disagree	13
Strongly di	4
I don't kno	10

Percent

	This school places a priority on students' health and nutri
Strongly ag	20.7%
Agree	48.3%
Disagree	14.9%
Strongly di	4.6%
I don't kno	11.5%

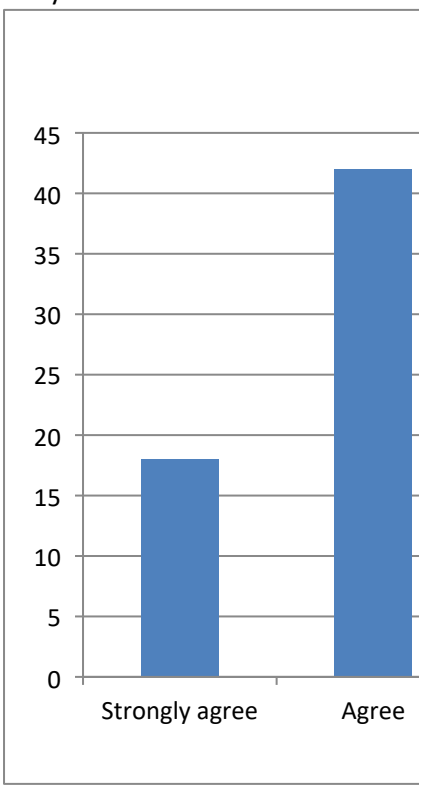

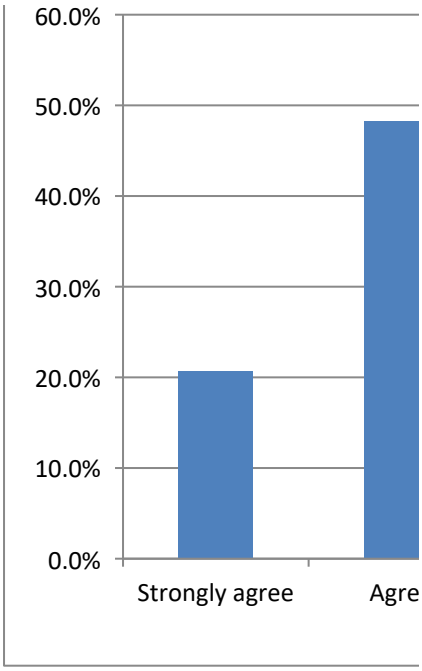
60.0%
50.0%
40.0%
30.0%
20.0%
10.0%
0.0%
Strongly agree
Agre

· Excel, to change the chart type.
C) or "Switch Plot" (Mac) in the chart tools

tion needs.

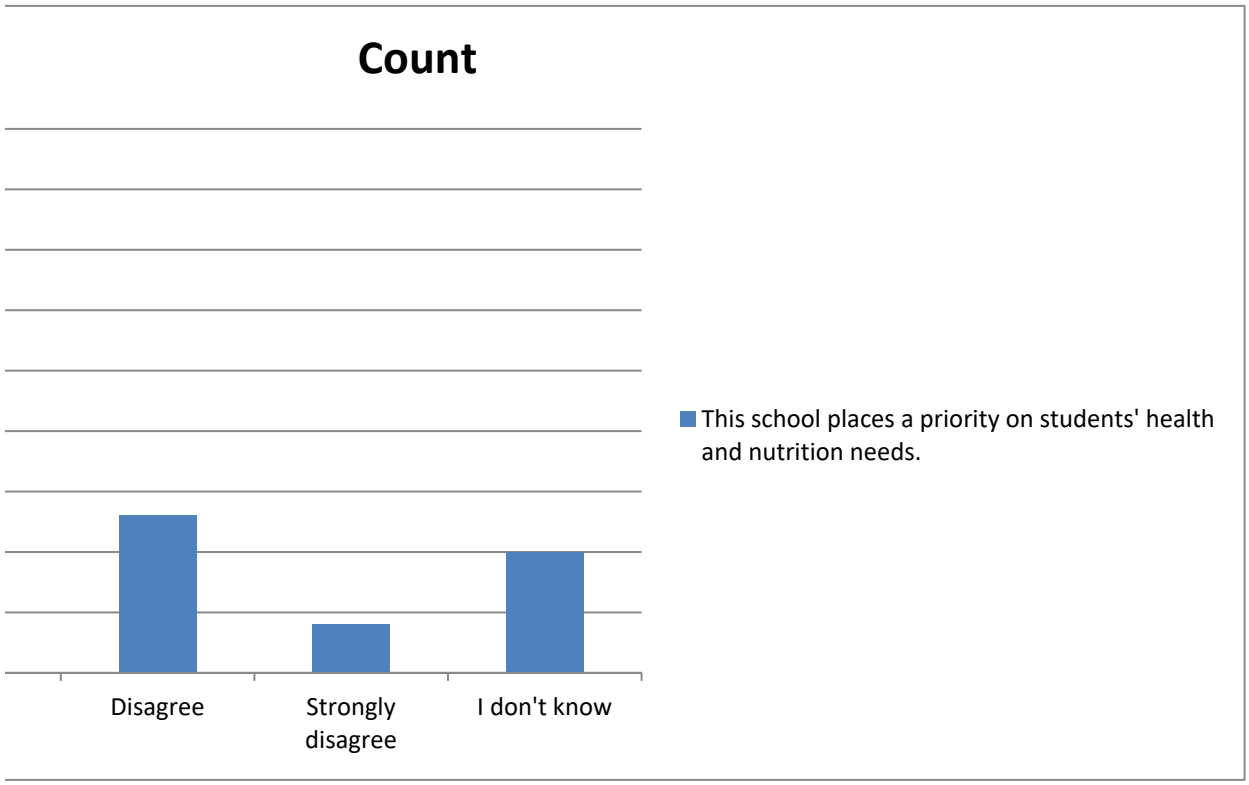

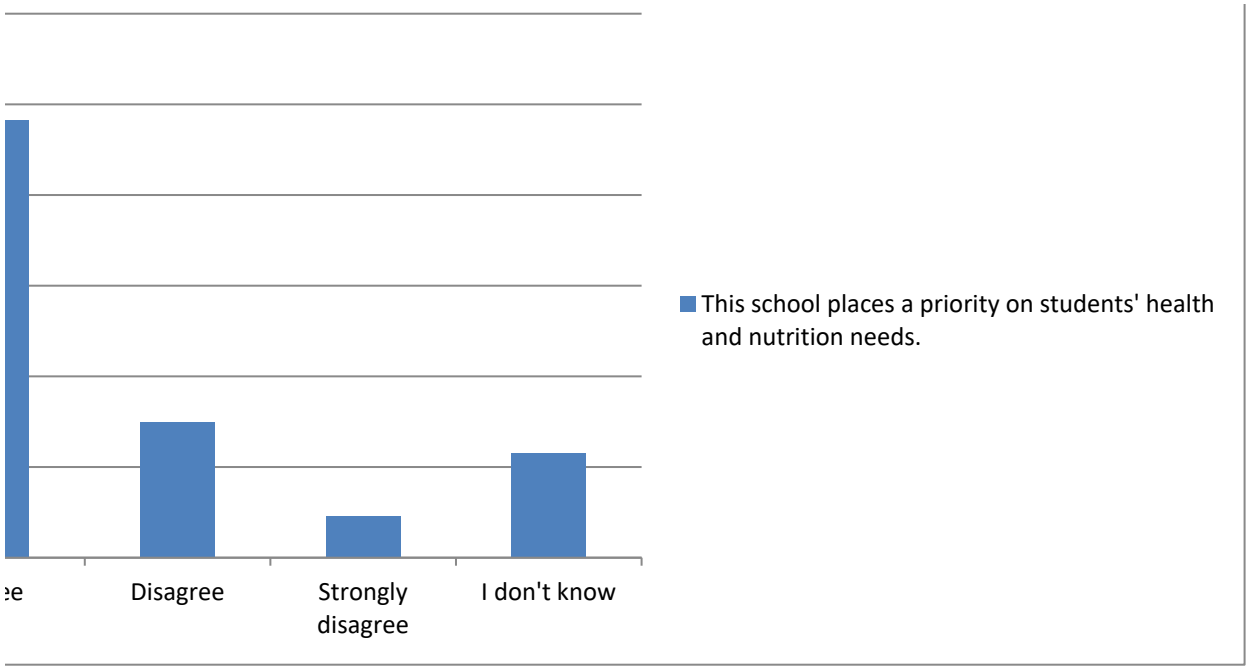
ee
Disagree
Strongly disagree
I don't know
This school places a priority on students' health and nutrition needs.

Summary of This school places a priority on student's physical activity.

Categorical Summary

Sample Size	Number of Distinct Categories
87 of 87	5

This school	Count	Percent of	Confidence Interval (Percent of Data)
Strongly ag	25	28.7%	20.3% to 39.0%
Agree	42	48.3%	38.1% to 58.6%
Disagree	7	8.0%	4.0% to 15.7%
Strongly di	4	4.6%	1.8% to 11.2%
I don't kno	9	10.3%	5.5% to 18.5%

Select a chart and choose "Clustered Column", "100% Stacked Column", or "Pie" chart in Powerpoint or
To create a correct "100% Stacked Column" chart, choose the chart then click "Switch Row/Column" (PC

Count

	This school
Strongly ag	25
Agree	42
Disagree	7
Strongly di	4
I don't kno	9

Percent

	This school places a priority on student's physical activity.
Strongly ag	28.7%
Agree	48.3%
Disagree	8.0%
Strongly di	4.6%
I don't kno	10.3%

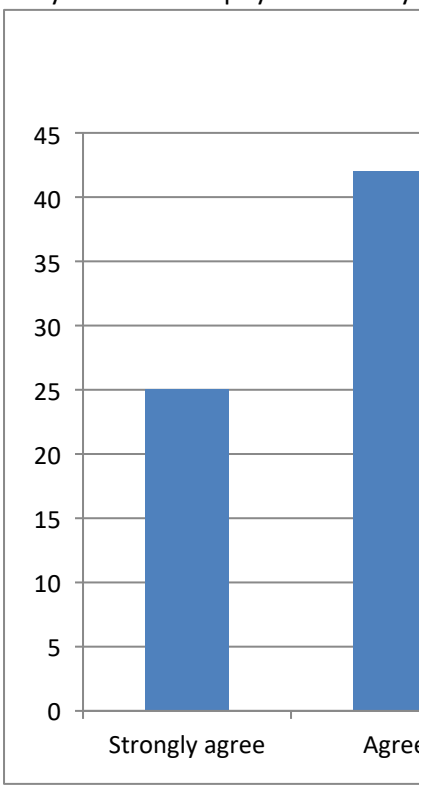

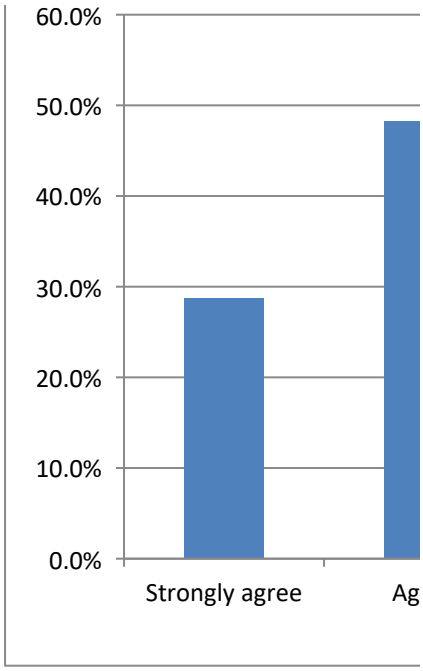
60.0%
50.0%
40.0%
30.0%
20.0%
10.0%
0.0%
Strongly agree
Ag

· Excel, to change the chart type.
C) or "Switch Plot" (Mac) in the chart tools

.

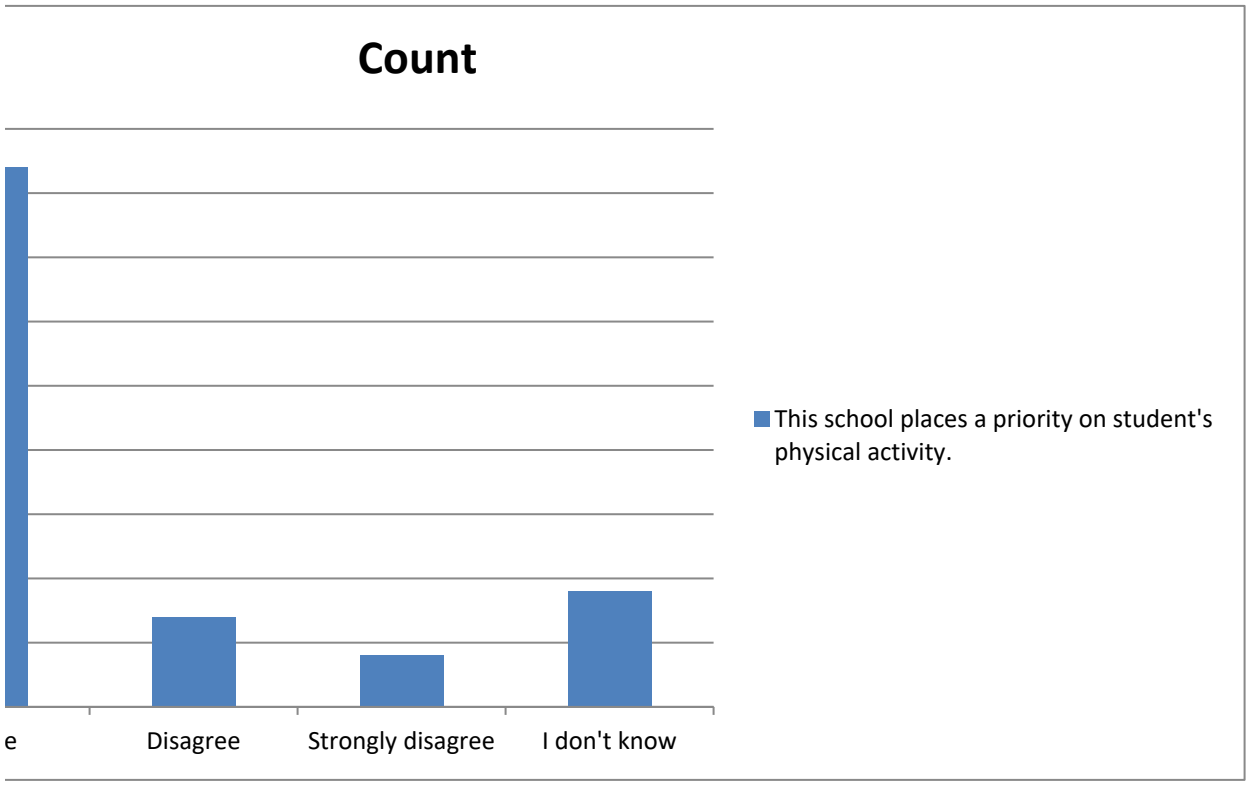

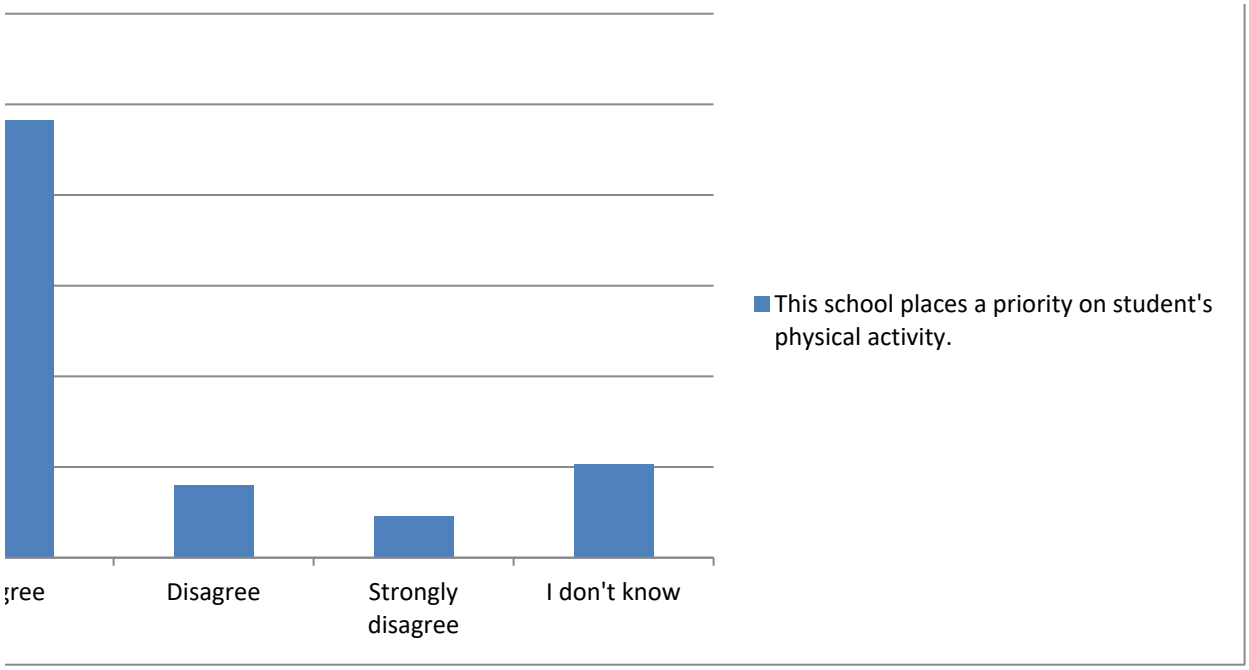
gree
Disagree
Strongly disagree
I don't know
This school places a priority on student's physical activity.

Summary of This school provides the following to help students with social or emotional needs:

Select a chart and choose "Clustered Column", "100% Stacked Column", or "Pie" chart in Powerpoint or

Col %

	Community	Counseling	Informatio	Mental hea	Online support or mat
Yes	26.1%	78.4%	58.6%	27.3%	40.2%
No	36.4%	5.7%	19.5%	30.7%	18.4%
I don't kno	37.5%	15.9%	21.8%	42.0%	41.4%

Count

	Community	Counseling	Informatio	Mental hea	Online support or mat
Yes	23	69	51	24	35
No	32	5	17	27	16
I don't kno	33	14	19	37	36

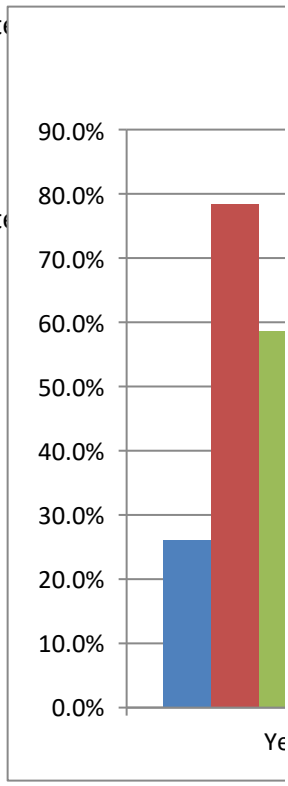

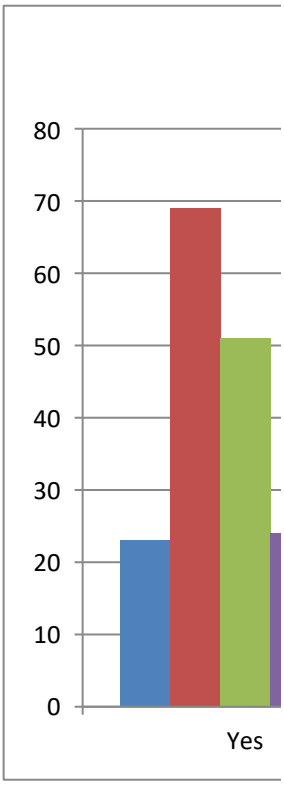

· Excel, to change the chart type.

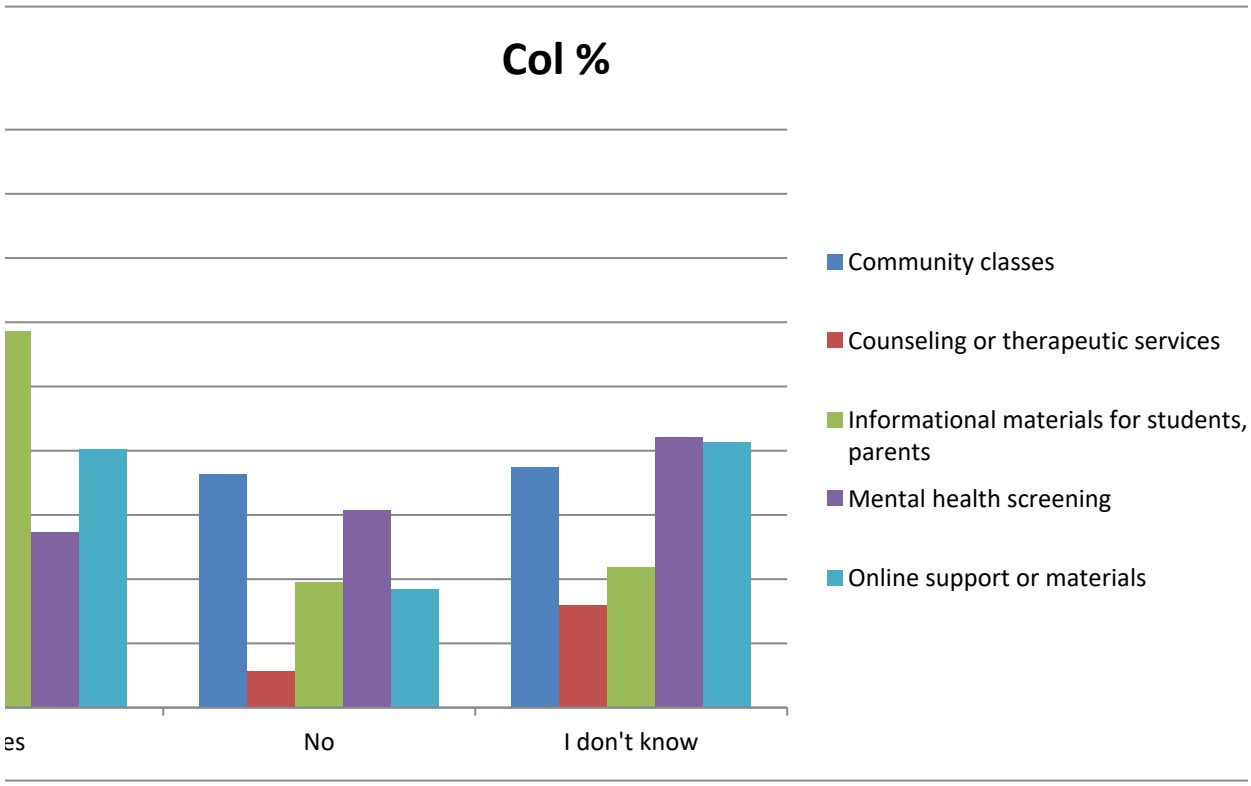

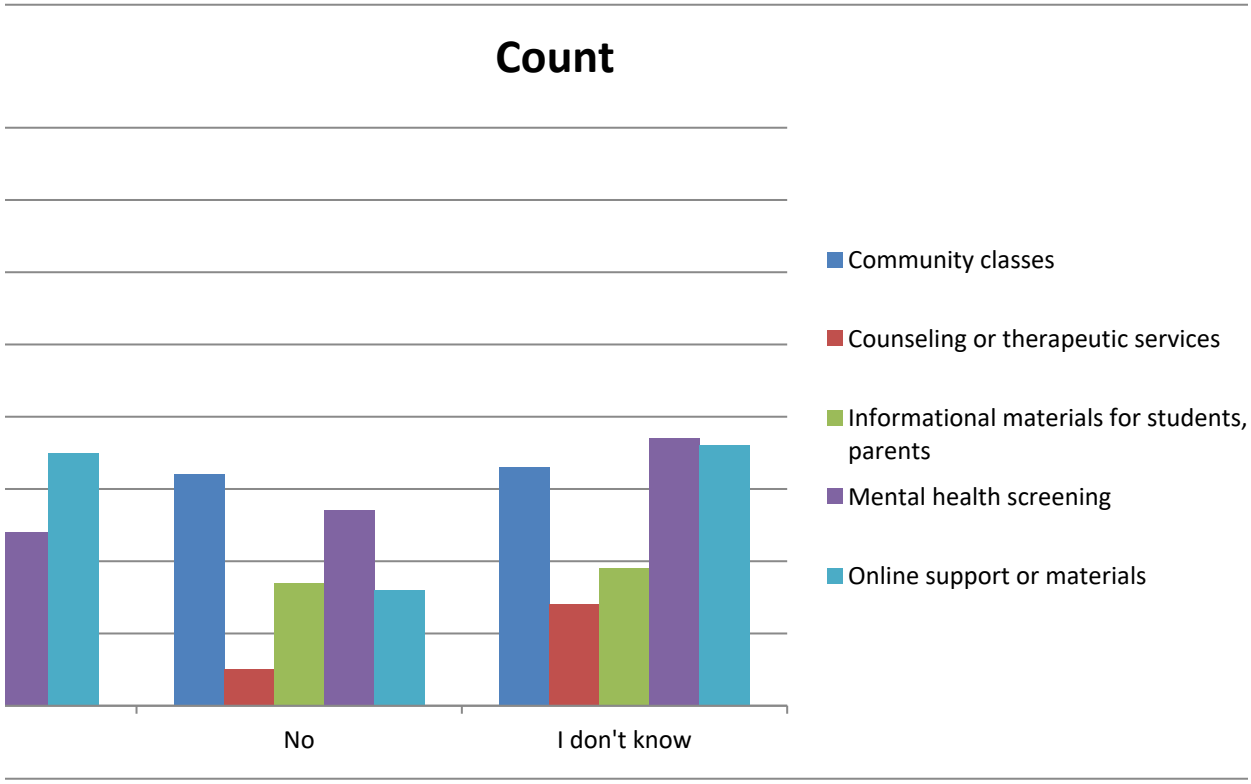

, staff, and

, staff, and

Summary of This school provides the following to help students with social or emotional needs:

Select a chart and choose "Clustered Column", "100% Stacked Column", or "Pie" chart in Powerpoint or

Col %

	Parent edu	Parent Invc	Referral to	Student cu	Teacher training
Yes	25.3%	57.5%	41.9%	46.0%	56.8%
No	41.4%	23.0%	23.3%	24.1%	13.6%
I don't kno	33.3%	19.5%	34.9%	29.9%	29.5%

Count

	Parent edu	Parent Invc	Referral to	Student cu	Teacher training
Yes	22	50	36	40	50
No	36	20	20	21	12
I don't kno	29	17	30	26	26

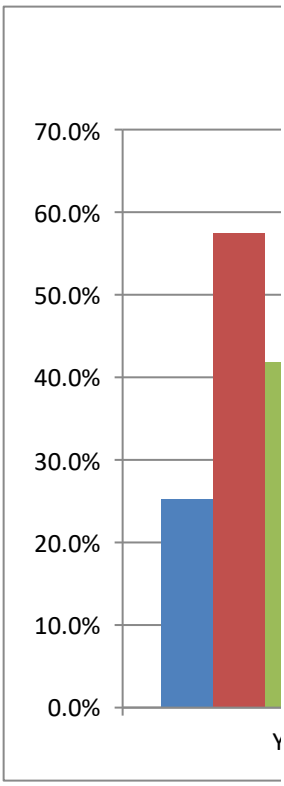

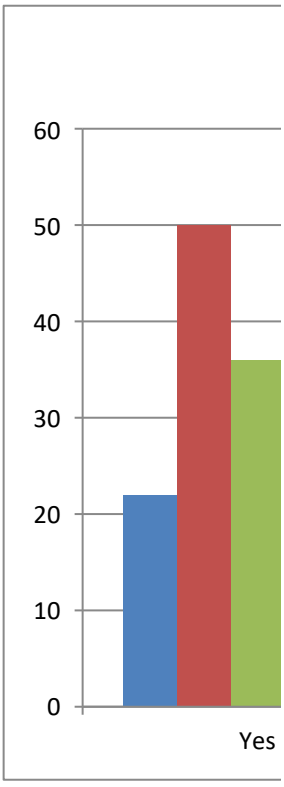

· Excel, to change the chart type.

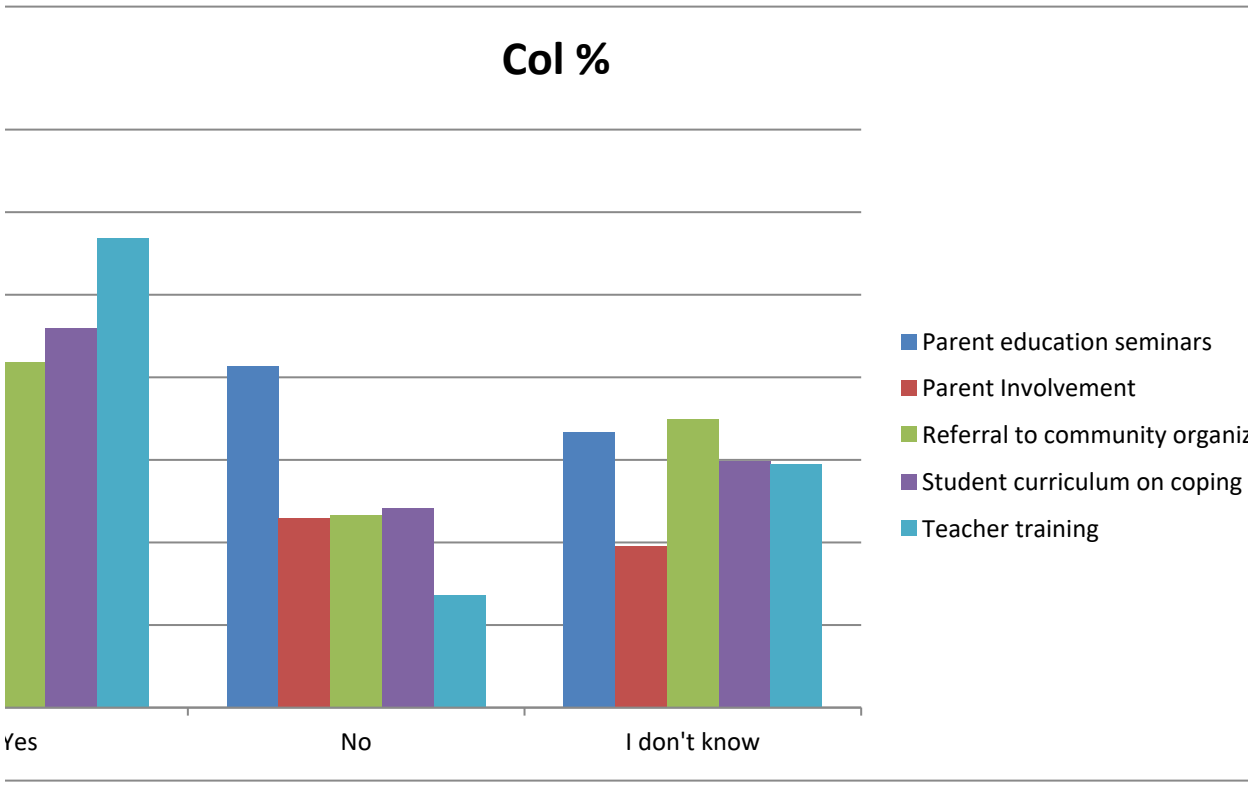

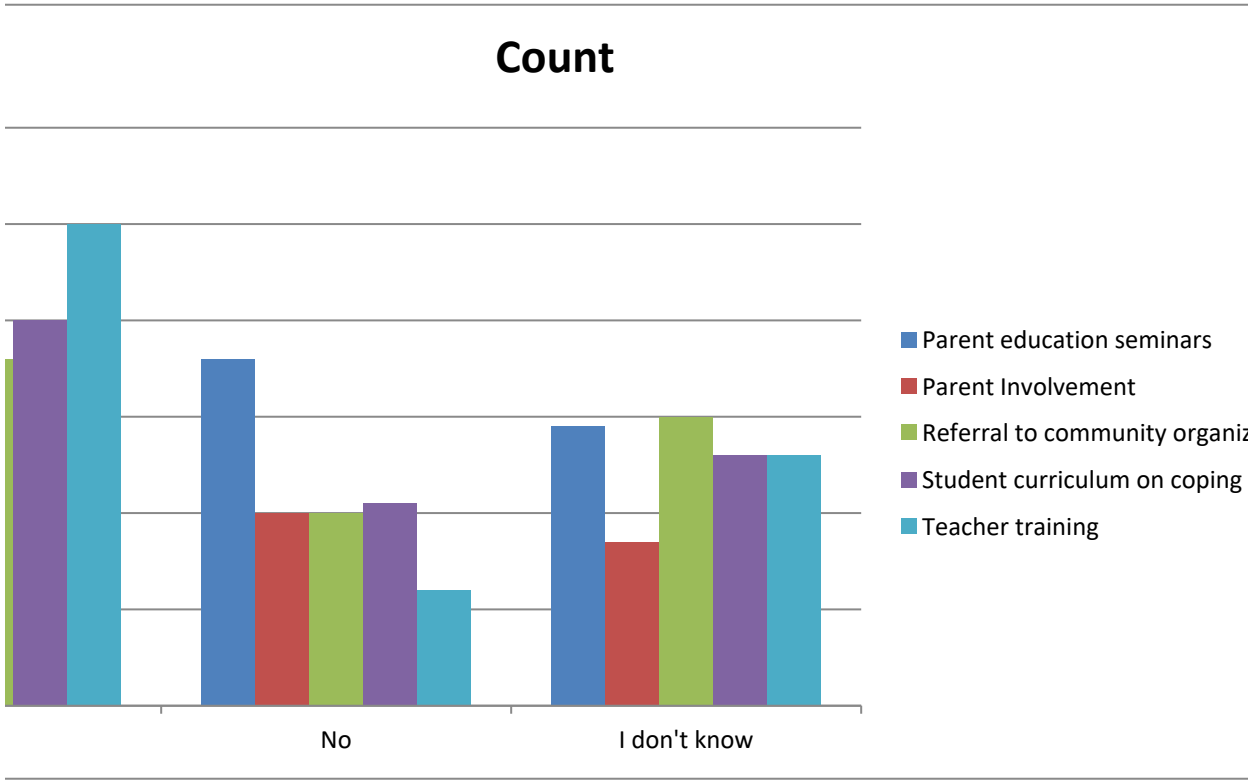

zations

strategies

zations

strategies

Summary of I can go to my School Resource Officer (SRO) for help.

Categorical Summary

Sample Size	Number of Distinct Categories
88 of 88	5

I can go to	Count	Percent of	Confidence Interval (Percent of Data)
Strongly ag	9	10.2%	5.5% to 18.3%
Agree	26	29.5%	21.0% to 39.8%
Disagree	10	11.4%	6.3% to 19.7%
Strongly dis	3	3.4%	1.2% to 9.5%
Not applica	40	45.5%	35.5% to 55.8%

Select a chart and choose "Clustered Column", "100% Stacked Column", or "Pie" chart in Powerpoint or
To create a correct "100% Stacked Column" chart, choose the chart then click "Switch Row/Column" (PC

Count

	I can go to
Strongly ag	9
Agree	26
Disagree	10
Strongly dis	3
Not applica	40

Percent

	I can go to my School Resource Officer (SRO) for help.
Strongly ag	10.2%
Agree	29.5%
Disagree	11.4%
Strongly dis	3.4%
Not applica	45.5%

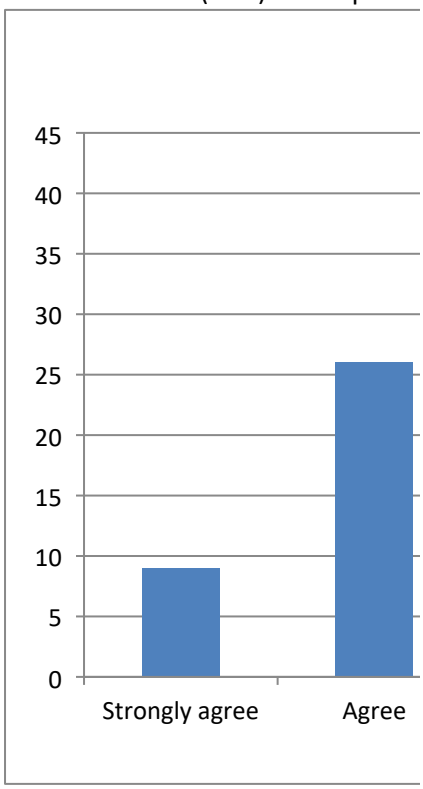

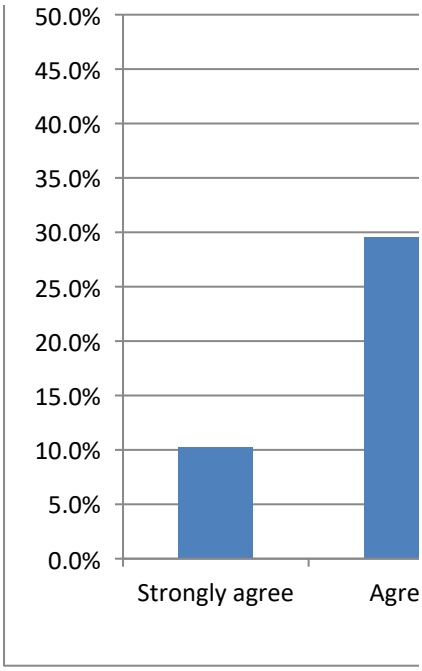
50.0%
45.0%
40.0%
35.0%
30.0%
25.0%
20.0%
15.0%
10.0%
5.0%
0.0%
Strongly agree
Agre

· Excel, to change the chart type.
C) or "Switch Plot" (Mac) in the chart tools

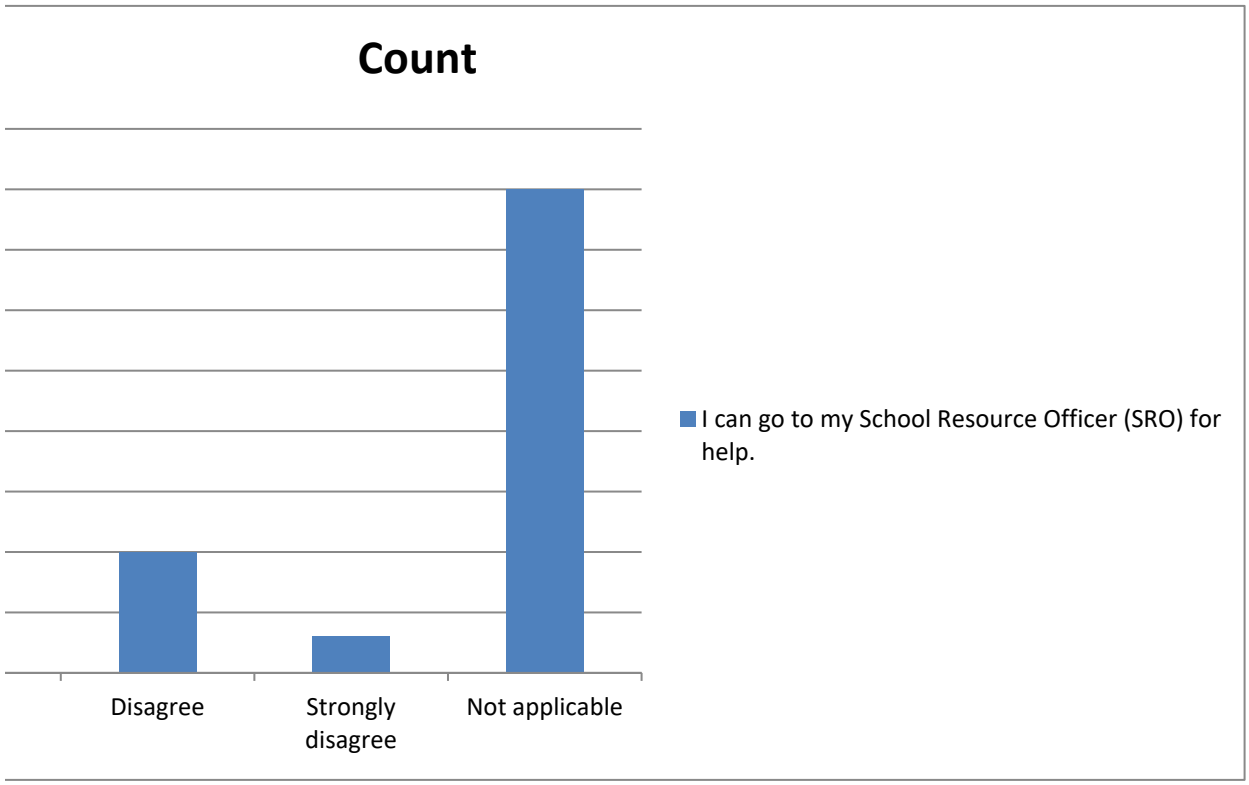

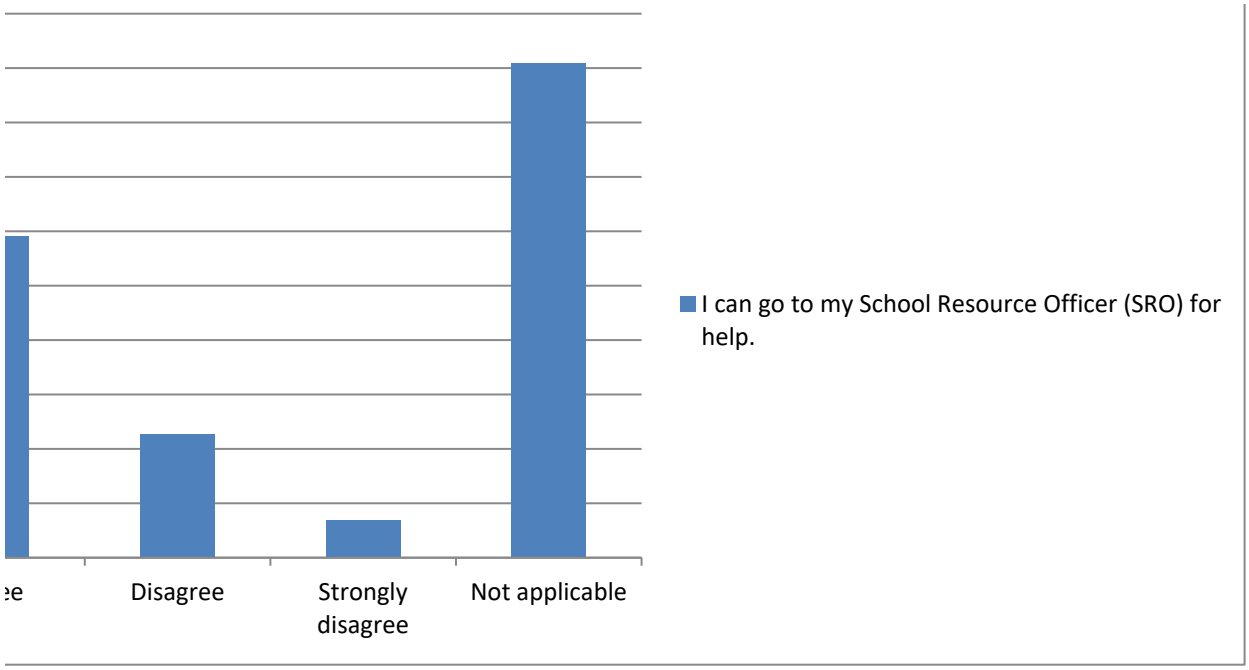
ee
Disagree
Strongly disagree
Not applicable
I can go to my School Resource Officer (SRO) for help.

Summary of I feel safe when I know an SRO is in the school.

Categorical Summary

Sample Siz	Number of Distinct Categories
88 of 88	5

I feel safe v	Count	Percent of	Confidence Interval (Percent of Data)
Strongly ag	13	14.8%	8.8% to 23.7%
Agree	28	31.8%	23.0% to 42.1%
Disagree	6	6.8%	3.2% to 14.1%
Strongly di	1	1.1%	0.2% to 6.2%
Not applica	40	45.5%	35.5% to 55.8%

Select a chart and choose "Clustered Column", "100% Stacked Column", or "Pie" chart in Powerpoint or
To create a correct "100% Stacked Column" chart, choose the chart then click "Switch Row/Column" (PC

Count

	I feel safe v
Strongly ag	13
Agree	28
Disagree	6
Strongly di	1
Not applica	40

Percent

	I feel safe when I know an SRO is in the school.
Strongly ag	14.8%
Agree	31.8%
Disagree	6.8%
Strongly di	1.1%
Not applica	45.5%

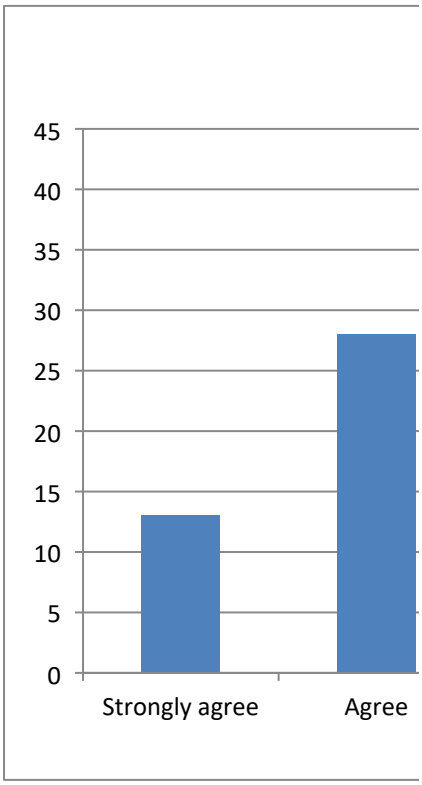

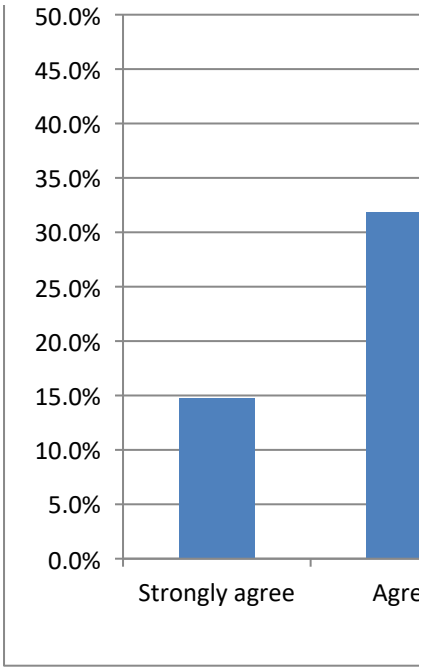
50.0%
45.0%
40.0%
35.0%
30.0%
25.0%
20.0%
15.0%
10.0%
5.0%
0.0%
Strongly agree
Agre

· Excel, to change the chart type.
C) or "Switch Plot" (Mac) in the chart tools

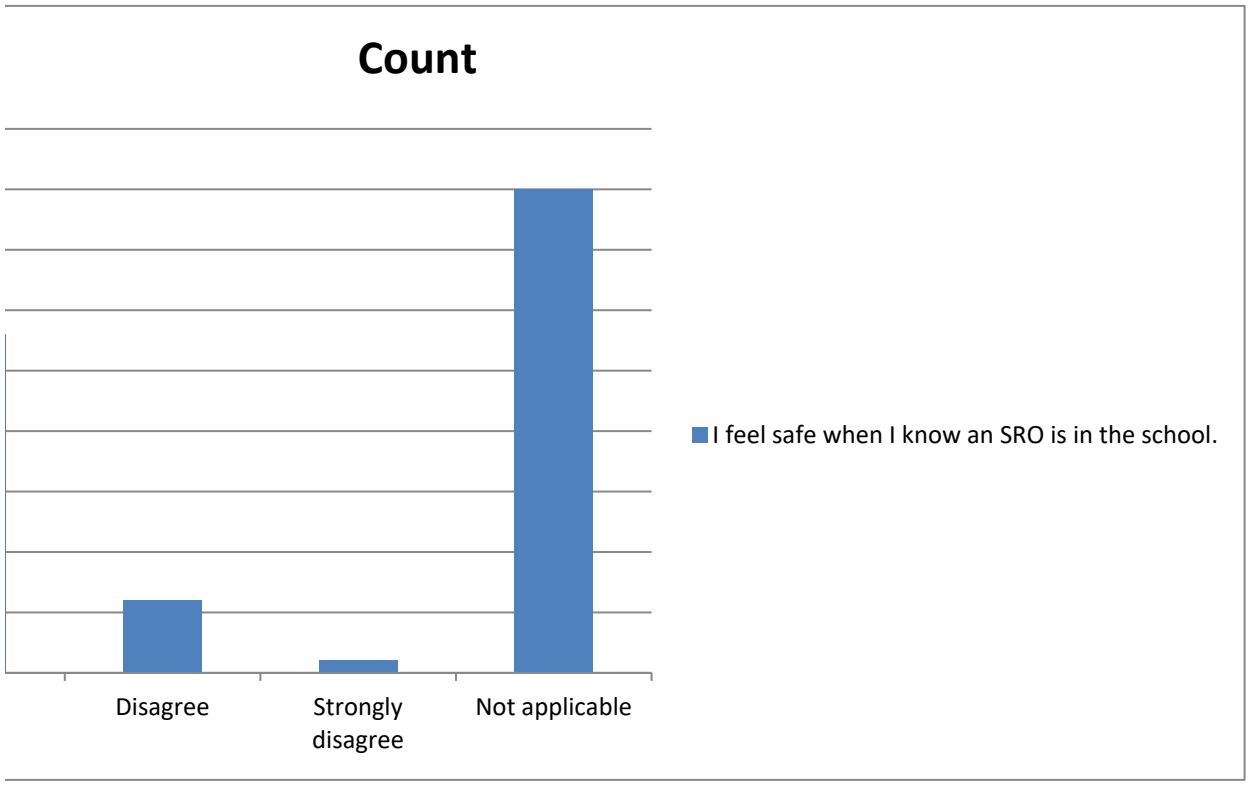

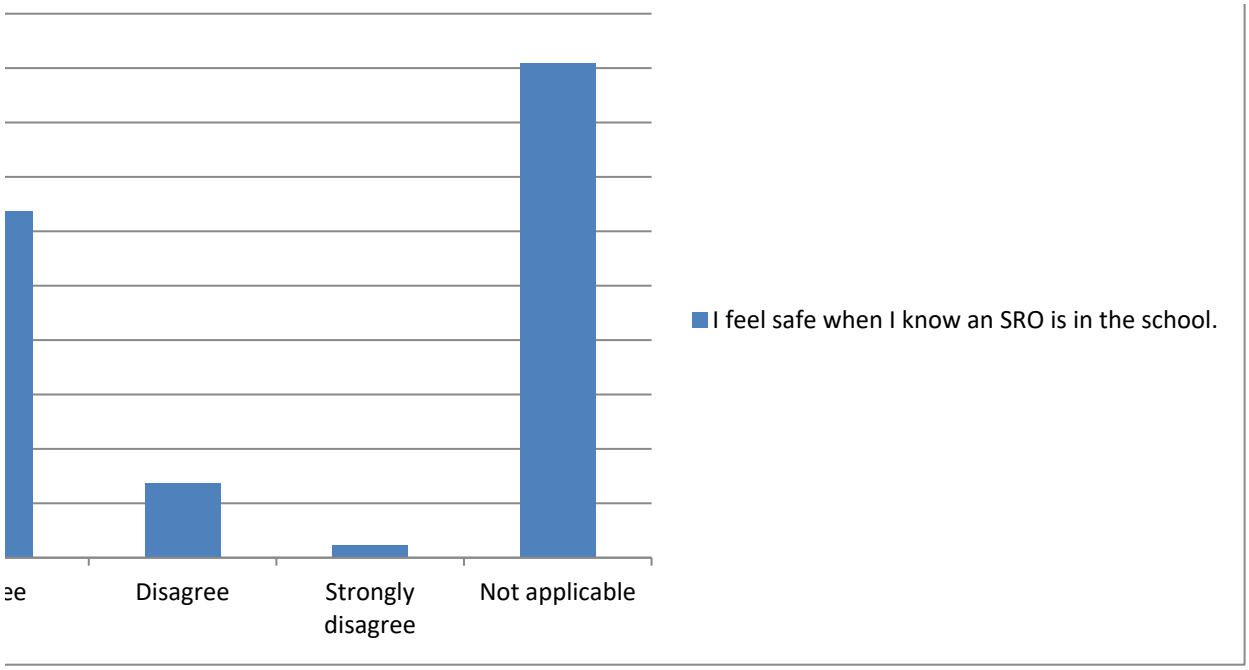
ee
Disagree
Strongly disagree
Not applicable
I feel safe when I know an SRO is in the school.

Summary of I know the role of the School Resource Officer (SRO) as part of our staff.

Categorical Summary

Sample Siz	Number of Distinct Categories
53 of 53	3

I know the	Count	Percent of	Confidence Interval (Percent of Data)
Yes	15	28.3%	18.0% to 41.6%
No	14	26.4%	16.4% to 39.6%
Not applica	24	45.3%	32.7% to 58.5%

Select a chart and choose "Clustered Column", "100% Stacked Column", or "Pie" chart in Powerpoint or
To create a correct "100% Stacked Column" chart, choose the chart then click "Switch Row/Column" (PC

Count

	I know the
Yes	15
No	14
Not applica	24

Percent

	I know the role of the School Resource Officer (SRO) as pa
Yes	28.3%
No	26.4%
Not applica	45.3%

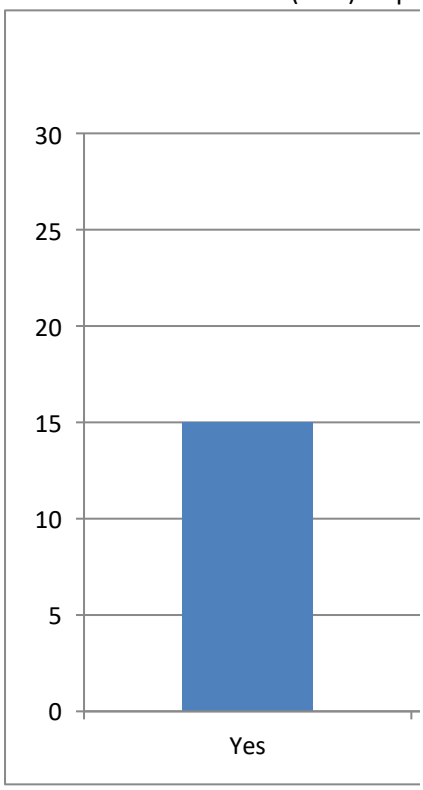

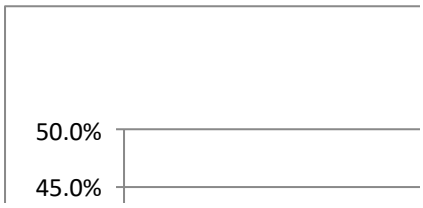

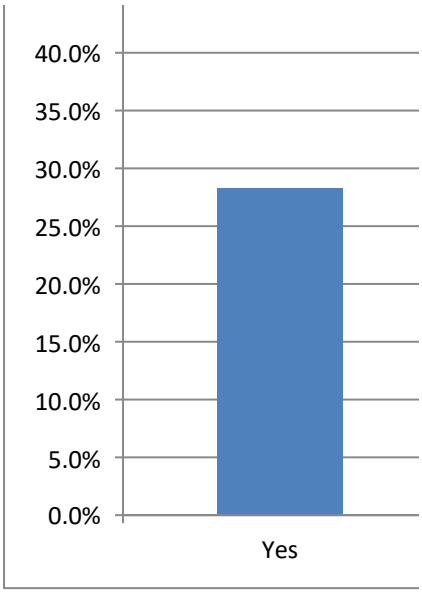
40.0%
35.0%
30.0%
25.0%
20.0%
15.0%
10.0%
5.0%
0.0%
Yes

· Excel, to change the chart type.
C) or "Switch Plot" (Mac) in the chart tools

art of our staff.

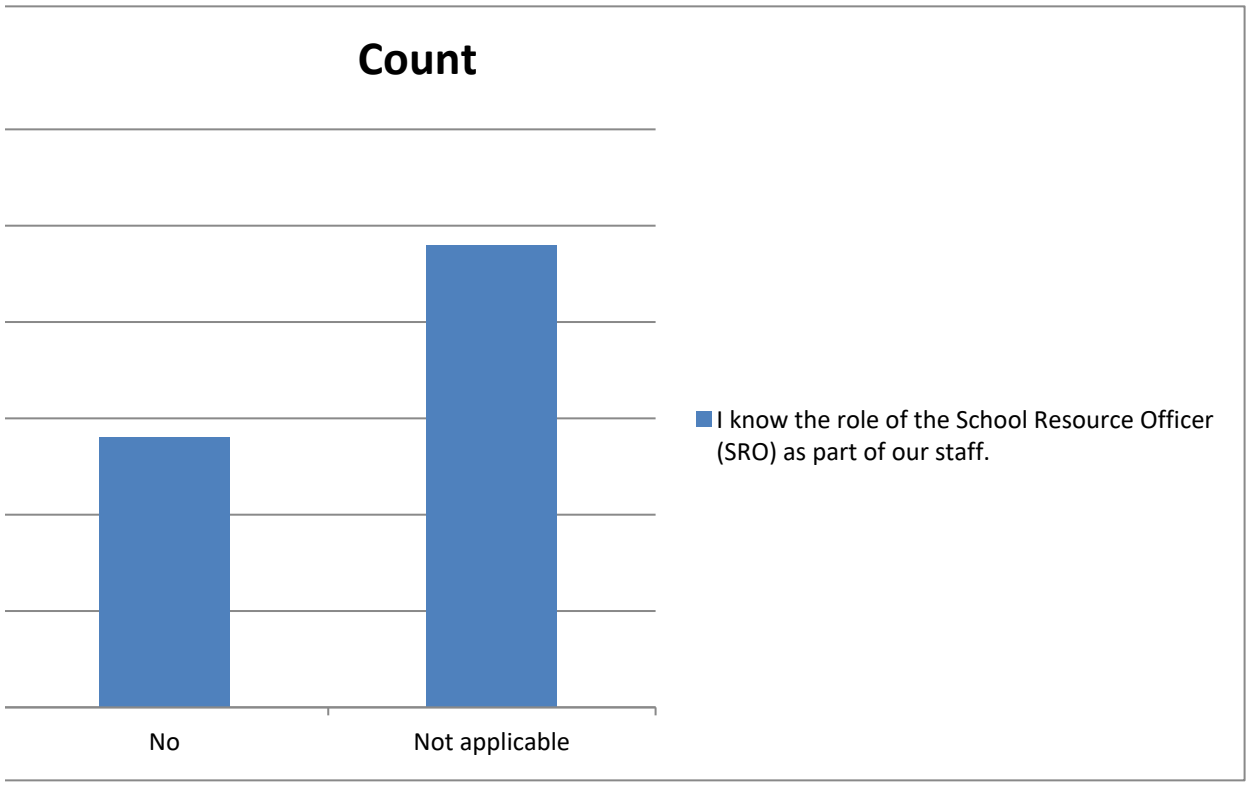

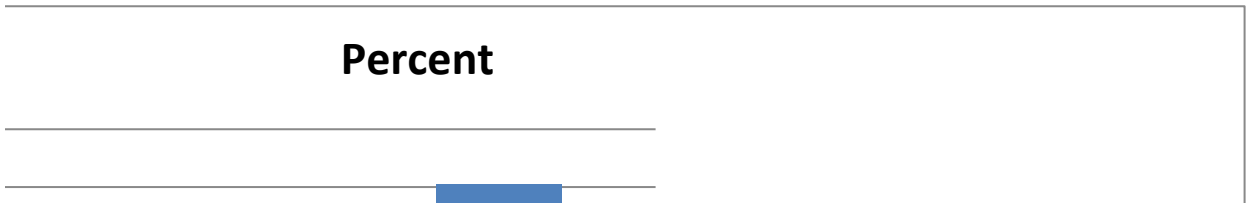

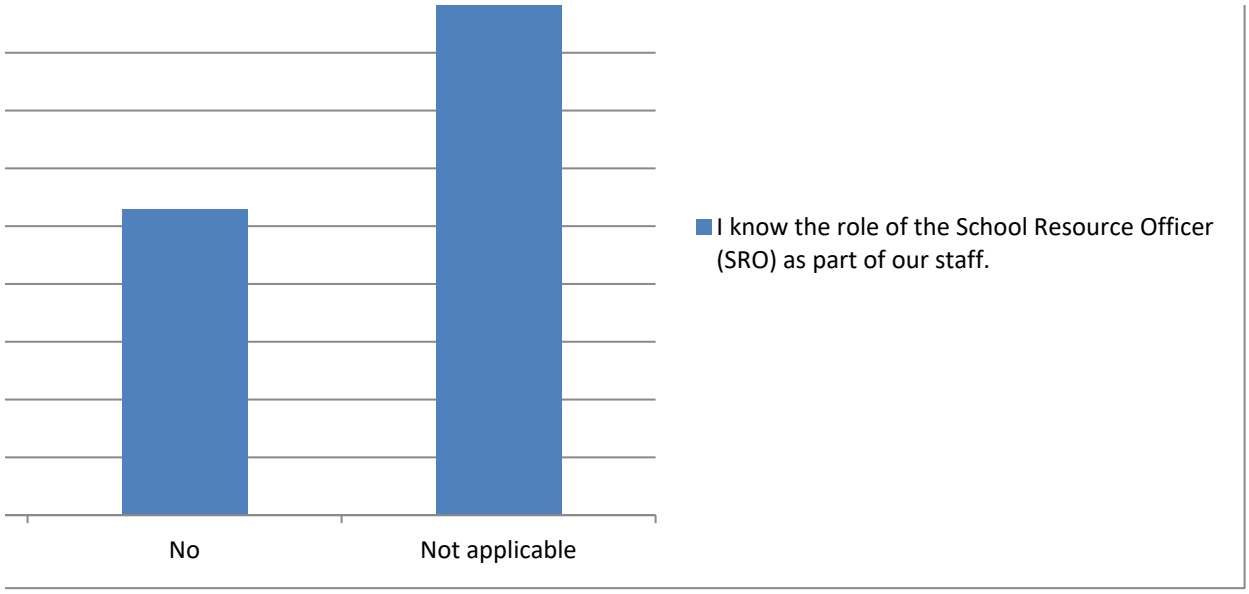
No
Not applicable
I know the role of the School Resource Officer (SRO) as part of our staff.

Summary of This school provides students with opportunities to take a lead role in organizing programs

Categorical Summary

Sample Siz	Number of Distinct Categories
53 of 53	4

This school	Count	Percent of	Confidence Interval (Percent of Data)
Strongly ag	15	28.3%	18.0% to 41.6%
Agree	19	35.8%	24.3% to 49.3%
Disagree	8	15.1%	7.9% to 27.1%
I don't kno	11	20.8%	12.0% to 33.5%

Select a chart and choose "Clustered Column", "100% Stacked Column", or "Pie" chart in Powerpoint or
To create a correct "100% Stacked Column" chart, choose the chart then click "Switch Row/Column" (P

Count

	This school
Strongly ag	15
Agree	19
Disagree	8
I don't kno	11

Percent

	This school provides students with opportunities to take a
Strongly ag	28.3%
Agree	35.8%
Disagree	15.1%
I don't kno	20.8%

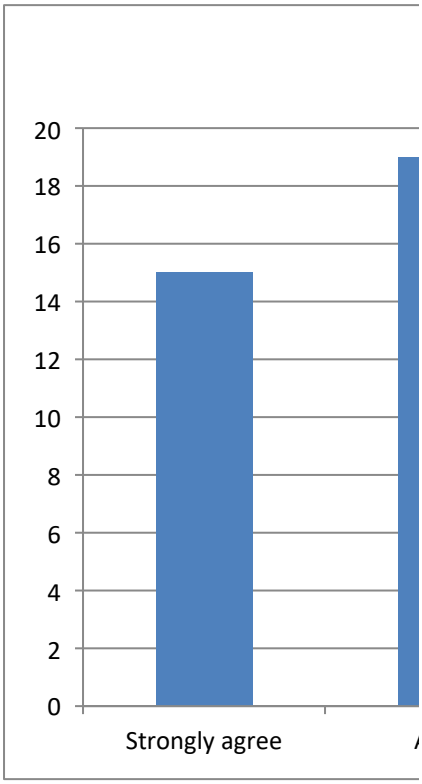

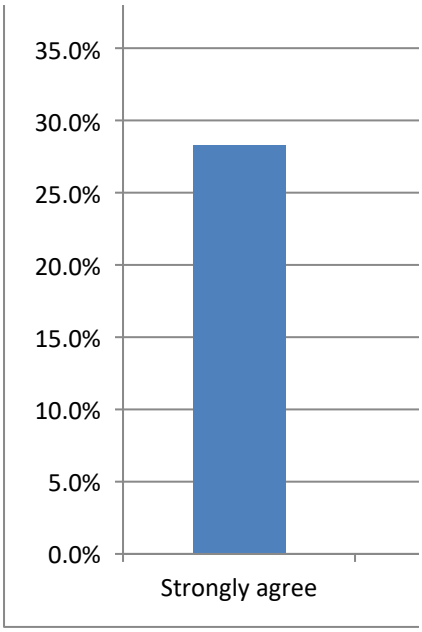
35.0%
30.0%
25.0%
20.0%
15.0%
10.0%
5.0%
0.0%
Strongly agree

; and activities.

· Excel, to change the chart type.
C) or "Switch Plot" (Mac) in the chart tools

a lead role in organizing programs and activities.

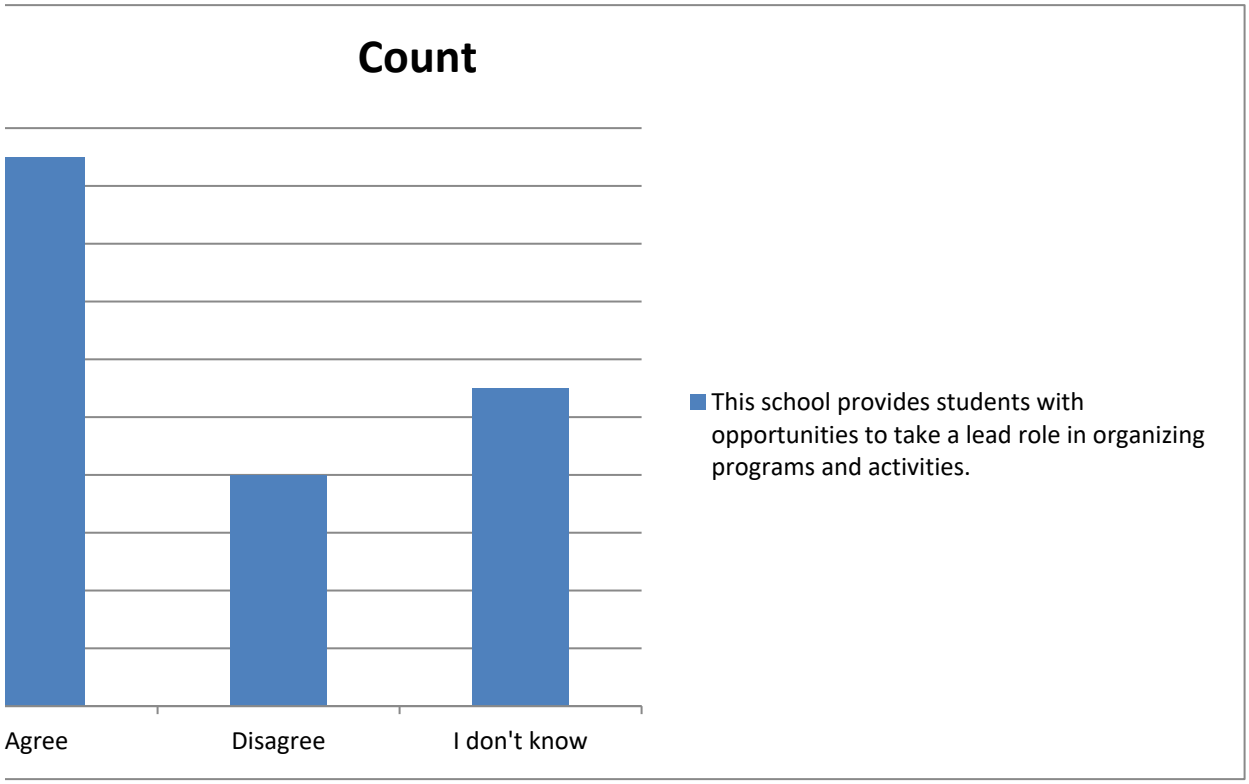

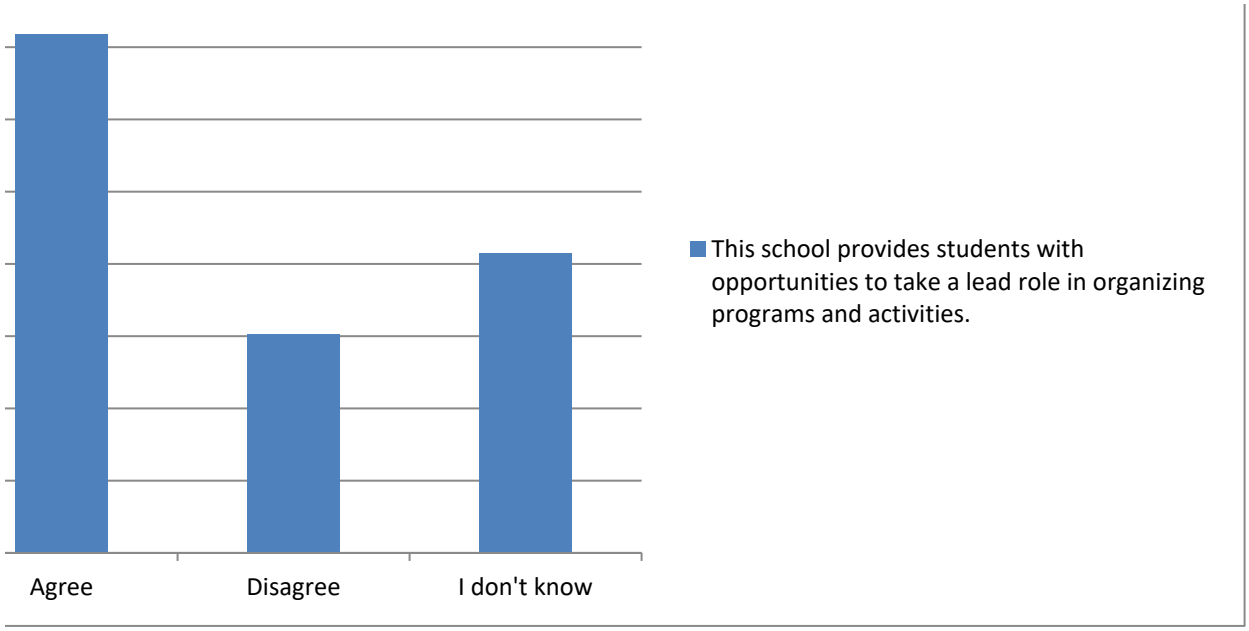
Agree
Disagree
I don't know
This school provides students with opportunities to take a lead role in organizing programs and activities.

Summary of Staff at this school have informal opportunities to influence what happens within the schoo

Categorical Summary

Sample Size	Number of Distinct Categories
53 of 53	5

Staff at this	Count	Percent of	Confidence Interval (Percent of Data)
Strongly ag	14	26.4%	16.4% to 39.6%
Agree	27	50.9%	37.9% to 63.9%
Disagree	5	9.4%	4.1% to 20.3%
Strongly dis	2	3.8%	1.0% to 12.8%
I don't know	5	9.4%	4.1% to 20.3%

Select a chart and choose "Clustered Column", "100% Stacked Column", or "Pie" chart in Powerpoint or
To create a correct "100% Stacked Column" chart, choose the chart then click "Switch Row/Column" (PC

Count

	Staff at this
Strongly ag	14
Agree	27
Disagree	5
Strongly dis	2
I don't know	5

Percent

	Staff at this school have informal opportunities to influen
Strongly ag	26.4%
Agree	50.9%
Disagree	9.4%
Strongly dis	3.8%
I don't know	9.4%

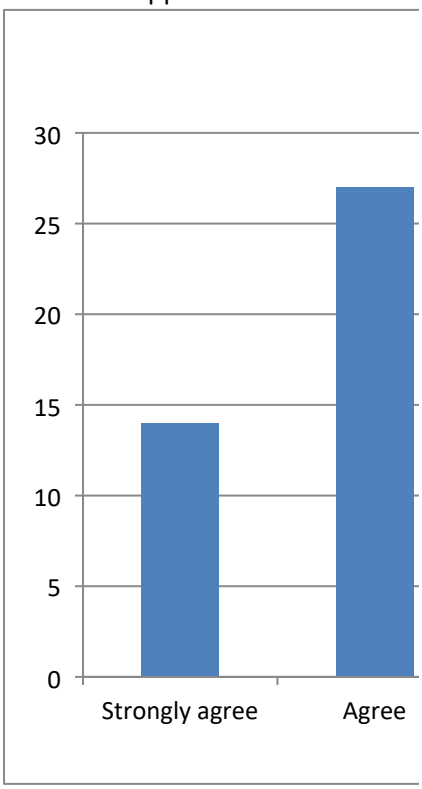

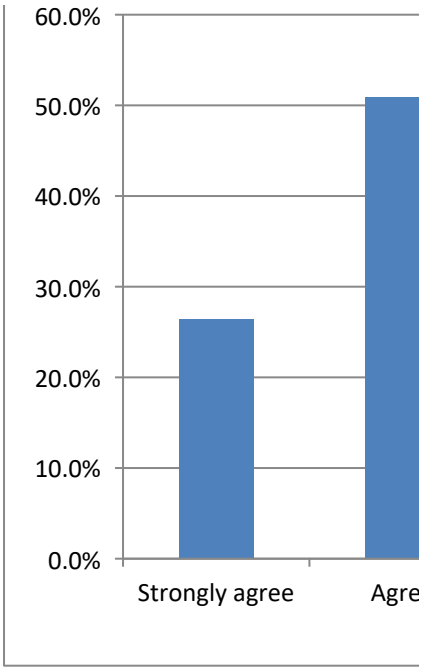
60.0%
50.0%
40.0%
30.0%
20.0%
10.0%
0.0%
Strongly agree
Agre

ol.

· Excel, to change the chart type.
C) or "Switch Plot" (Mac) in the chart tools

ce what happens within the school.

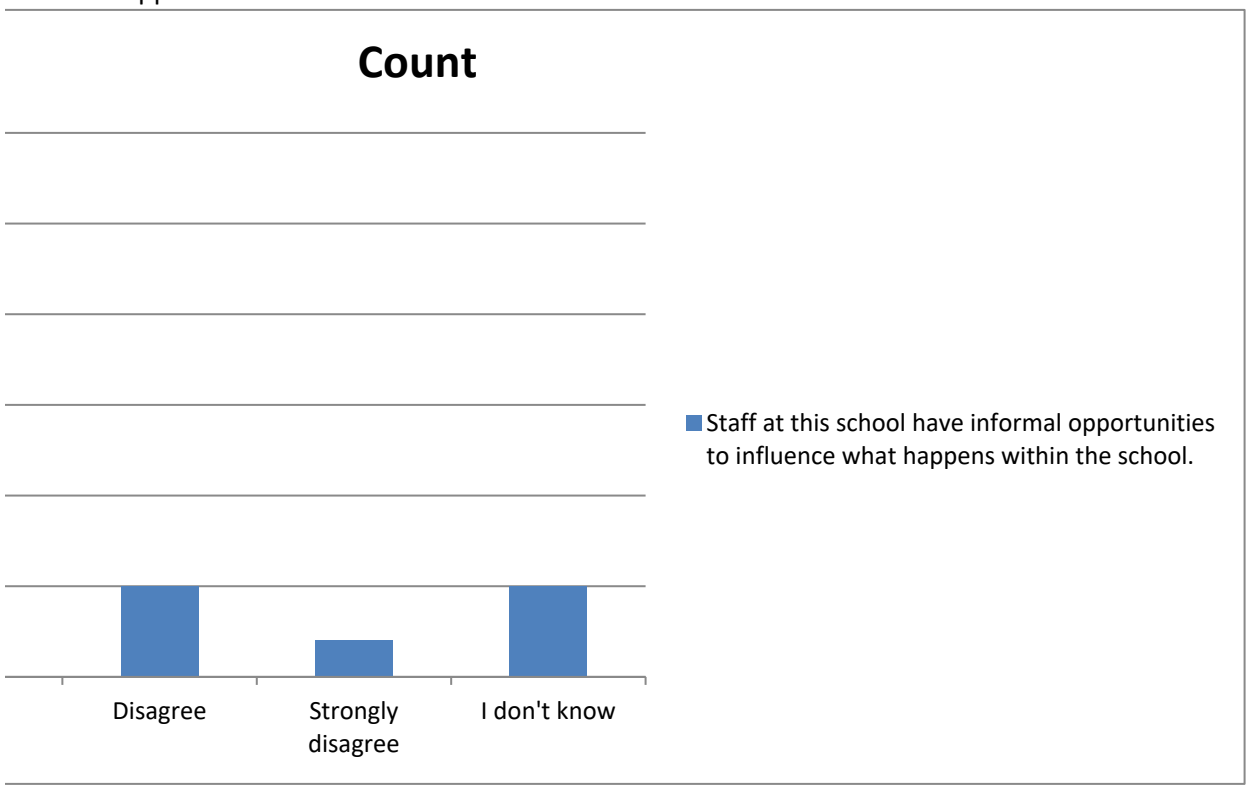

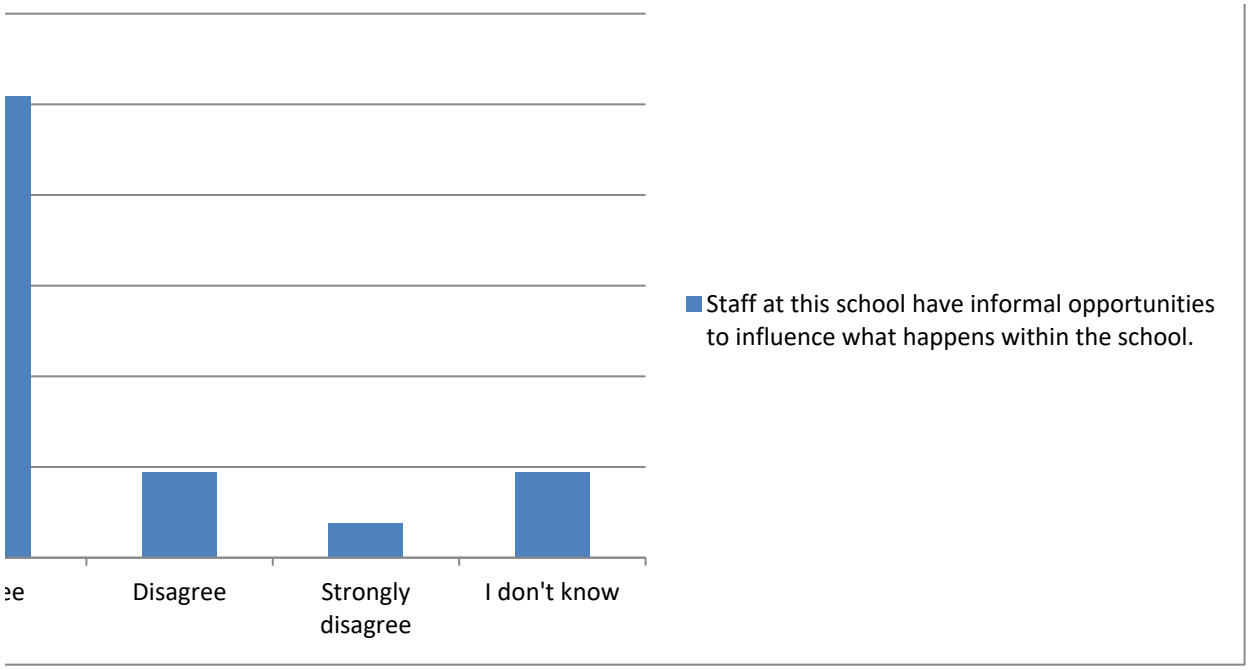
ee
Disagree
Strongly disagree
I don't know
Staff at this school have informal opportunities to influence what happens within the school.

Summary of Staff get recognized for doing a good job.

Categorical Summary

Sample Siz	Number of Distinct Categories
53 of 53	5

Staff get re	Count	Percent of	Confidence Interval (Percent of Data)
Strongly ag	12	22.6%	13.5% to 35.5%
Agree	24	45.3%	32.7% to 58.5%
Disagree	9	17.0%	9.2% to 29.2%
Strongly di	4	7.5%	3.0% to 17.9%
I don't kno	4	7.5%	3.0% to 17.9%

Select a chart and choose "Clustered Column", "100% Stacked Column", or "Pie" chart in Powerpoint or
To create a correct "100% Stacked Column" chart, choose the chart then click "Switch Row/Column" (PC

Count

	Staff get re
Strongly ag	12
Agree	24
Disagree	9
Strongly di	4
I don't kno	4

Percent

	Staff get recognized for doing a good job.
Strongly ag	22.6%
Agree	45.3%
Disagree	17.0%
Strongly di	7.5%
I don't kno	7.5%

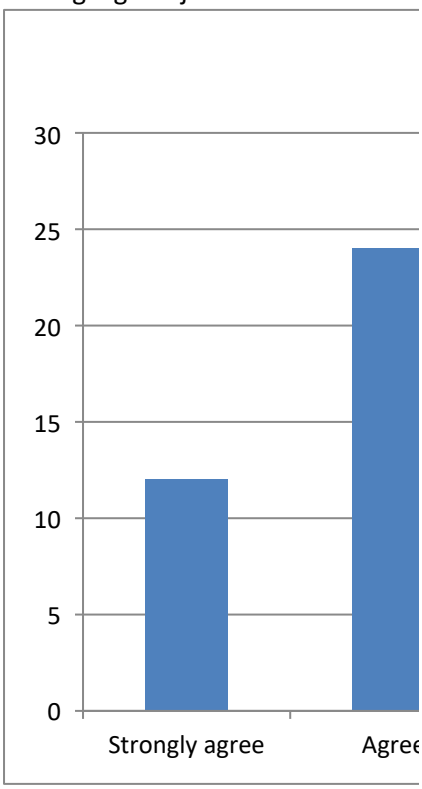

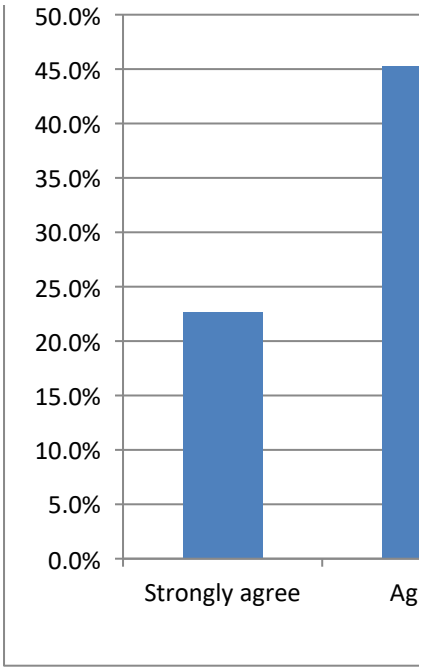
50.0%
45.0%
40.0%
35.0%
30.0%
25.0%
20.0%
15.0%
10.0%
5.0%
0.0%
Strongly agree
Ag

· Excel, to change the chart type.
C) or "Switch Plot" (Mac) in the chart tools

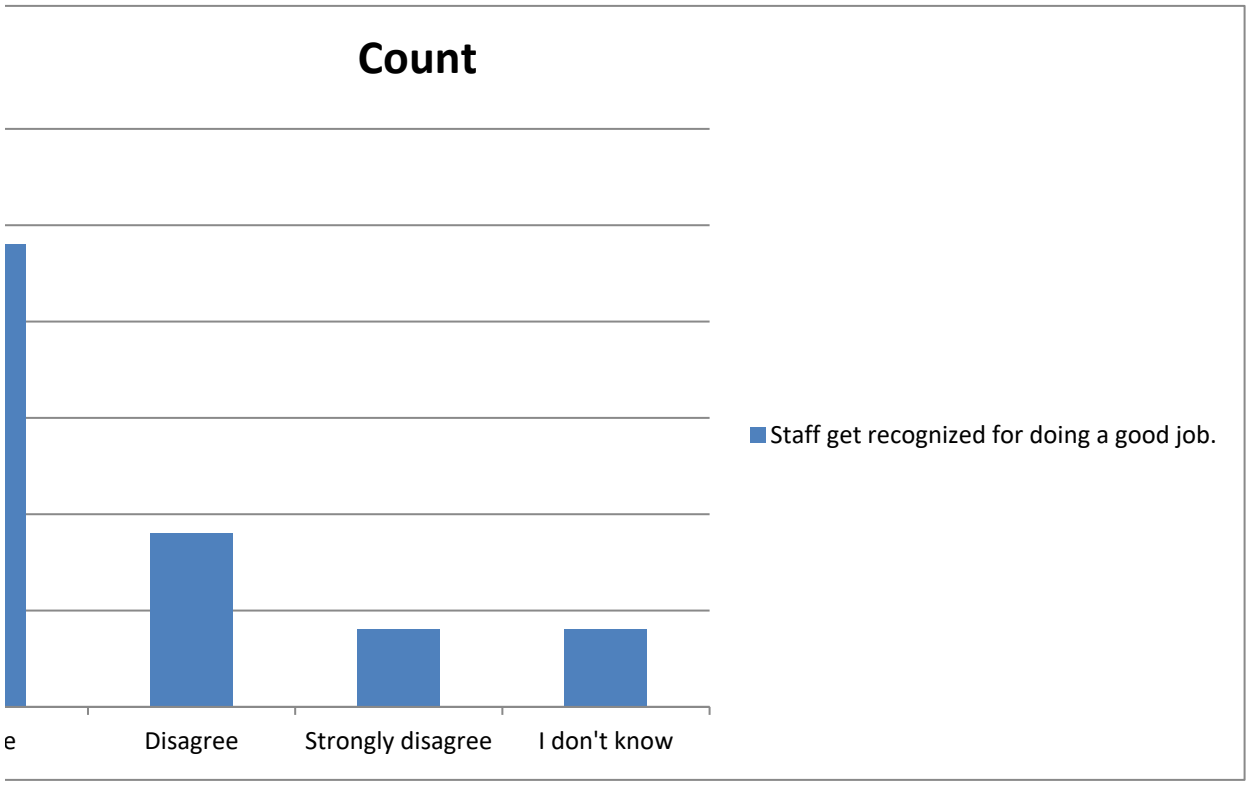

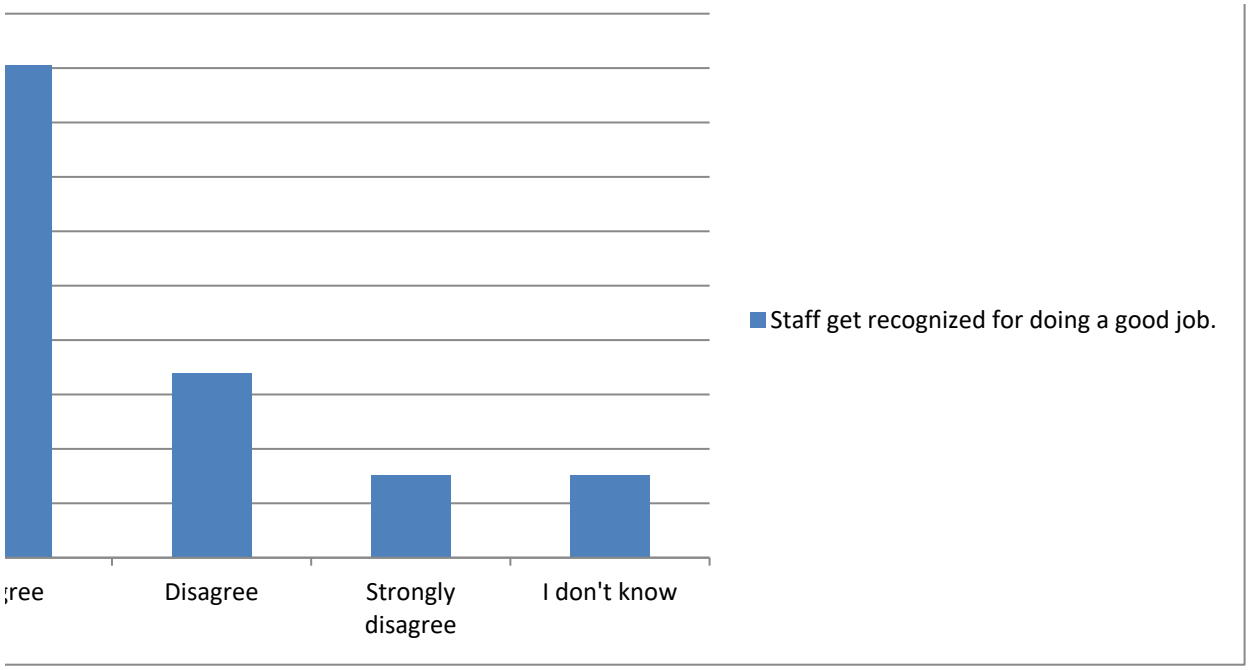
gree
Disagree
Strongly disagree
I don't know
Staff get recognized for doing a good job.

Summary of Members of our school staff work to create a safe and welcoming environment for all stud

Categorical Summary

Sample Siz	Number of Distinct Categories
53 of 53	5

Members c	Count	Percent of	Confidence Interval (Percent of Data)
Strongly ag	24	45.3%	32.7% to 58.5%
Agree	22	41.5%	29.3% to 54.9%
Disagree	2	3.8%	1.0% to 12.8%
Strongly di	3	5.7%	1.9% to 15.4%
I don't kno	2	3.8%	1.0% to 12.8%

Select a chart and choose "Clustered Column", "100% Stacked Column", or "Pie" chart in Powerpoint or
To create a correct "100% Stacked Column" chart, choose the chart then click "Switch Row/Column" (PC

Count

	Members c
Strongly ag	24
Agree	22
Disagree	2
Strongly di	3
I don't kno	2

Percent

	Members of our school staff work to create a safe and we
Strongly ag	45.3%
Agree	41.5%
Disagree	3.8%
Strongly di	5.7%
I don't kno	3.8%

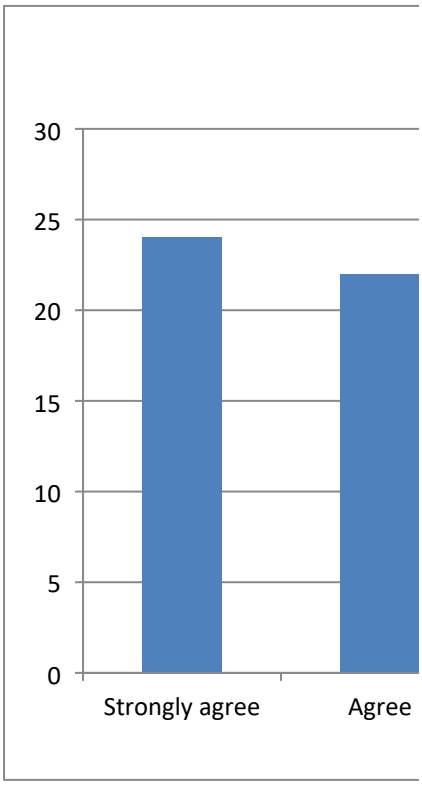

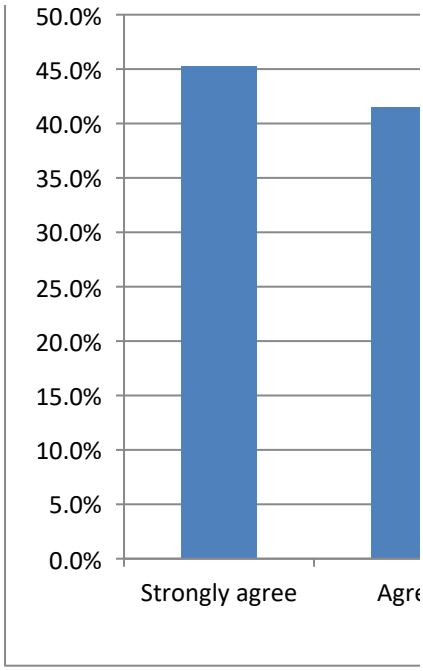
50.0%
45.0%
40.0%
35.0%
30.0%
25.0%
20.0%
15.0%
10.0%
5.0%
0.0%
Strongly agree
Agre

ents.

· Excel, to change the chart type.
C) or "Switch Plot" (Mac) in the chart tools

elcoming environment for all students.

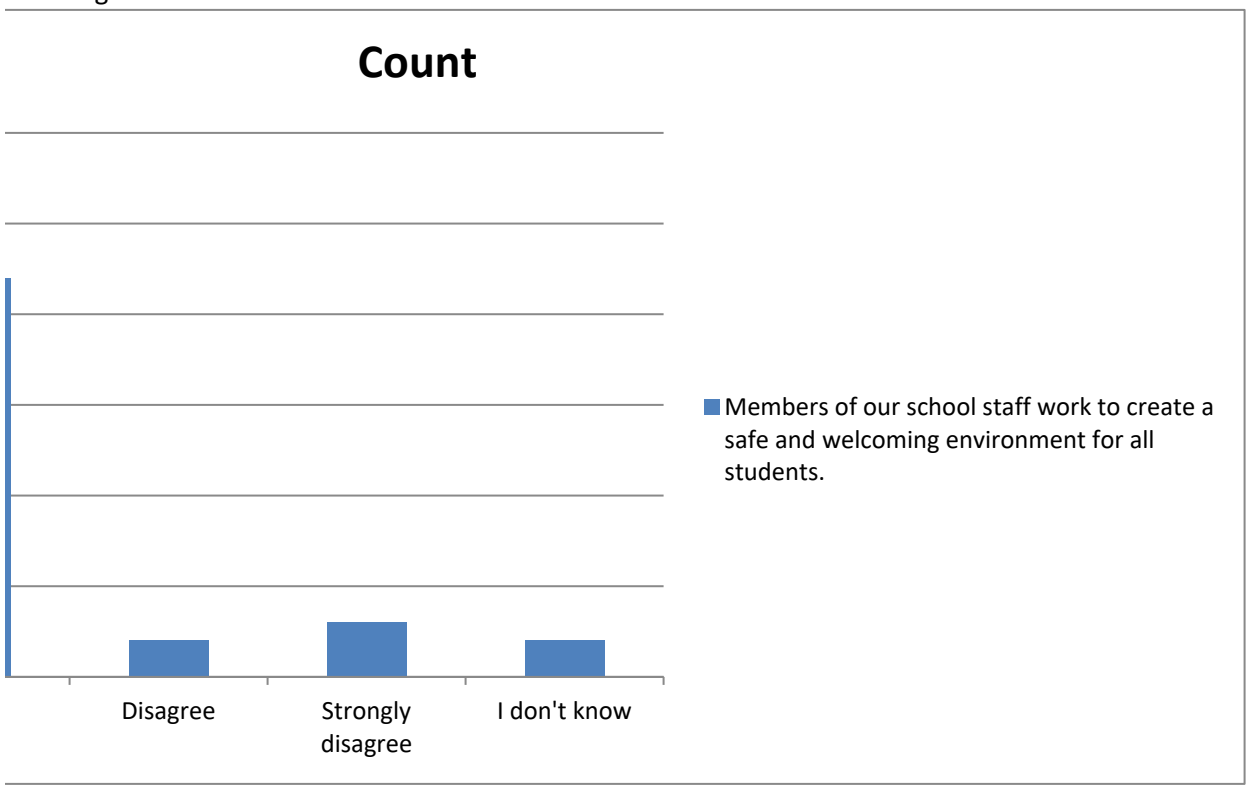

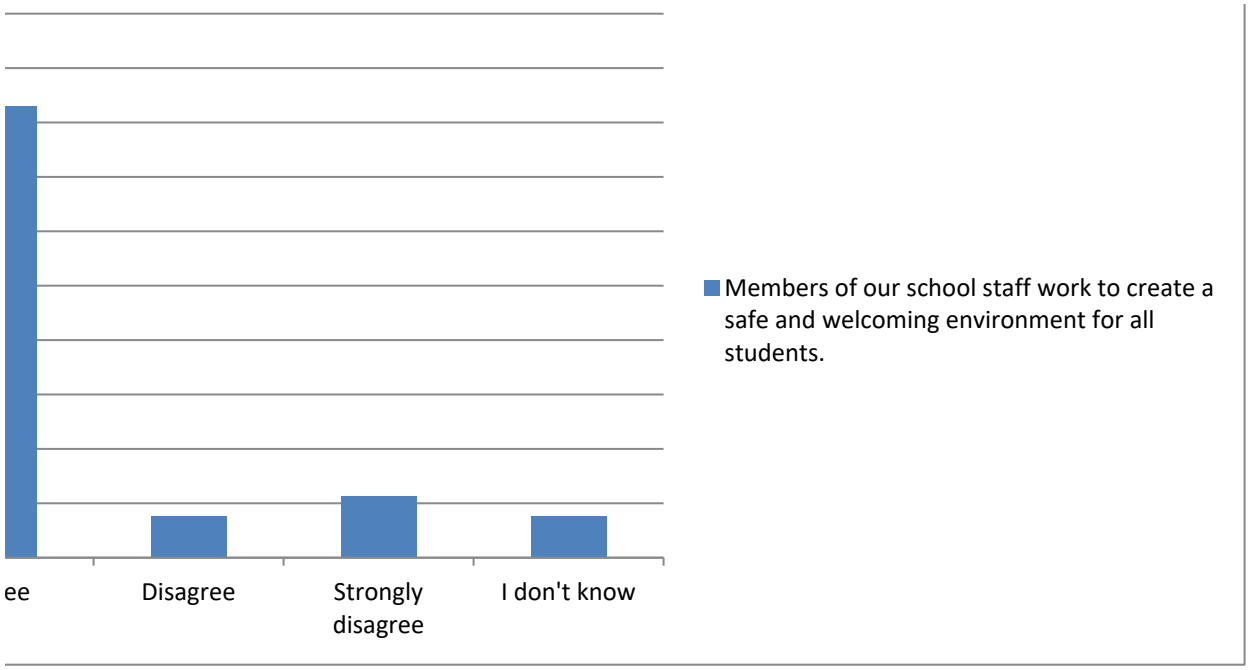
ee
Disagree
Strongly disagree
I don't know
Members of our school staff work to create a safe and welcoming environment for all students.

Summary of I feel like I belong.

Categorical Summary

Sample Siz	Average	Median	Number of Distinct Categories
53 of 53	3.169811	3	4

Recode	I feel like I l	Count	Percent of	Confidence Interval (Percent of Data)
4	Strongly ag	20	37.7%	25.9% to 51.2%
3	Agree	24	45.3%	32.7% to 58.5%
2	Disagree	7	13.2%	6.5% to 24.8%
1	Strongly di	2	3.8%	1.0% to 12.8%

Select a chart and choose "Clustered Column", "100% Stacked Column", or "Pie" chart in Powerpoint or
To create a correct "100% Stacked Column" chart, choose the chart then click "Switch Row/Column" (PC

Recode	Count		Percent	
	I feel like I l		I feel like I belong.	
4	Strongly ag	20	Strongly ag	37.7%
3	Agree	24	Agree	45.3%
2	Disagree	7	Disagree	13.2%
1	Strongly di	2	Strongly di	3.8%

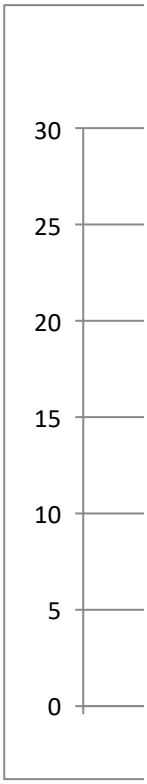

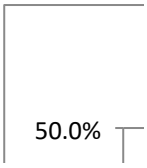


45.0%
40.0%
35.0%
30.0%
25.0%
20.0%
15.0%
10.0%
5.0%
0.0%

· Excel, to change the chart type.
C) or "Switch Plot" (Mac) in the chart tools

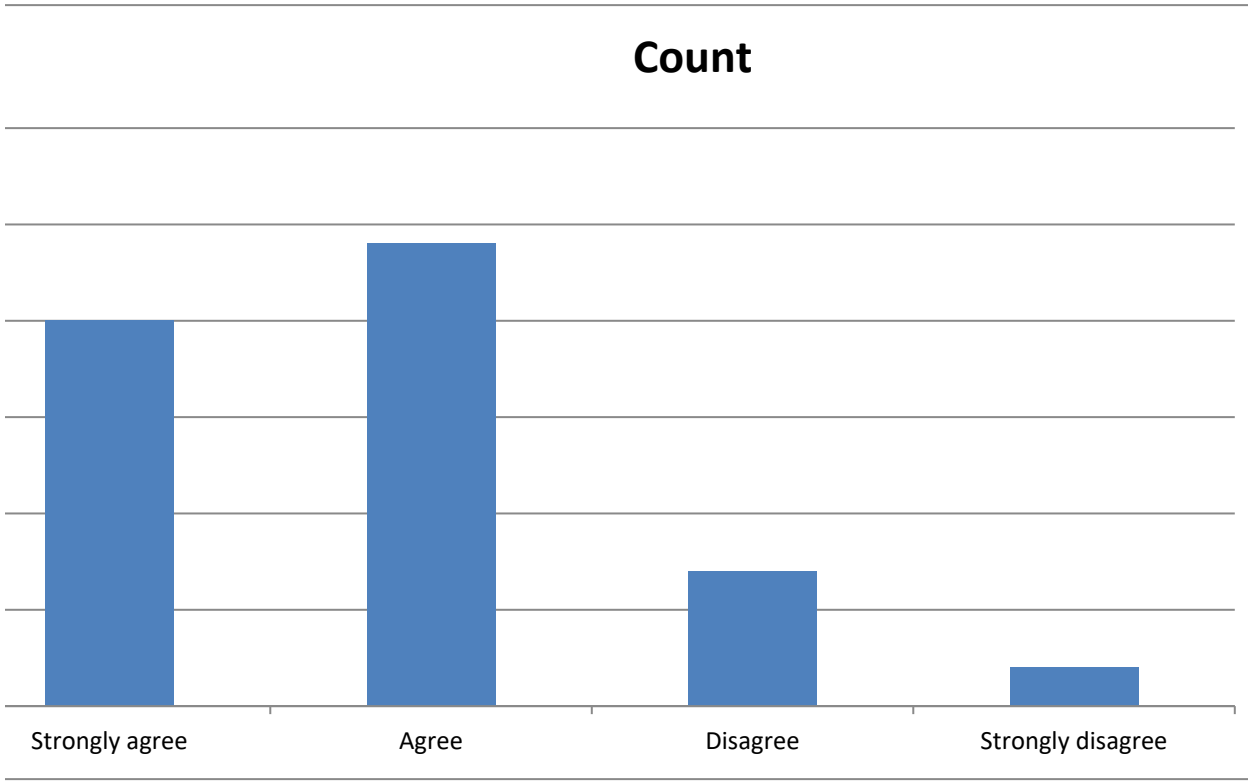

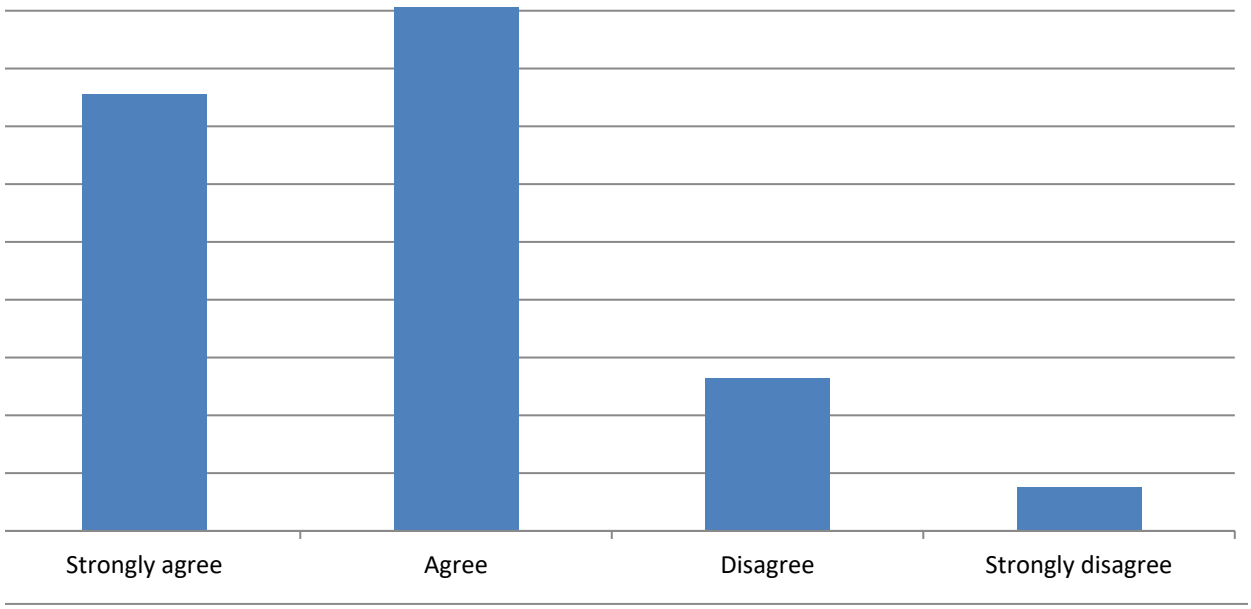
Strongly agree
Agree
Disagree
Strongly disagree

I feel like I belong.

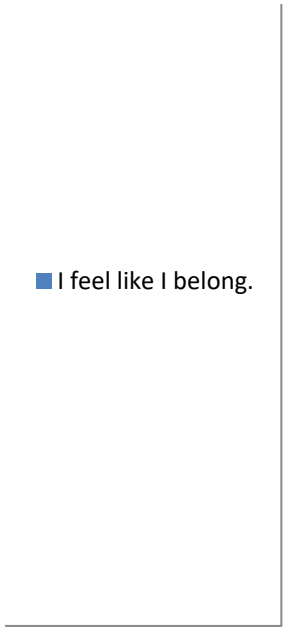
I feel like I belong.

Summary of I feel safe at this school.

Categorical Summary

Sample Siz	Average	Median	Number of Distinct Categories
52 of 52	3.384615	3.5	4

Recode	I feel safe a	Count	Percent of	Confidence Interval (Percent of Data)
4	Strongly ag	26	50.0%	36.9% to 63.1%
3	Agree	21	40.4%	28.2% to 53.9%
2	Disagree	4	7.7%	3.0% to 18.2%
1	Strongly di	1	1.9%	0.3% to 10.1%

Select a chart and choose "Clustered Column", "100% Stacked Column", or "Pie" chart in Powerpoint or
To create a correct "100% Stacked Column" chart, choose the chart then click "Switch Row/Column" (PC

Recode		Count		Percent	
		I feel safe a		I feel safe at this school.	
4	Strongly ag	26		Strongly ag	50.0%
3	Agree	21		Agree	40.4%
2	Disagree	4		Disagree	7.7%
1	Strongly di	1		Strongly di	1.9%

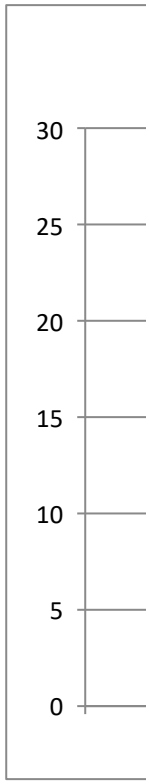

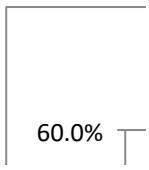


50.0%
40.0%
30.0%
20.0%
10.0%
0.0%

· Excel, to change the chart type.
C) or "Switch Plot" (Mac) in the chart tools

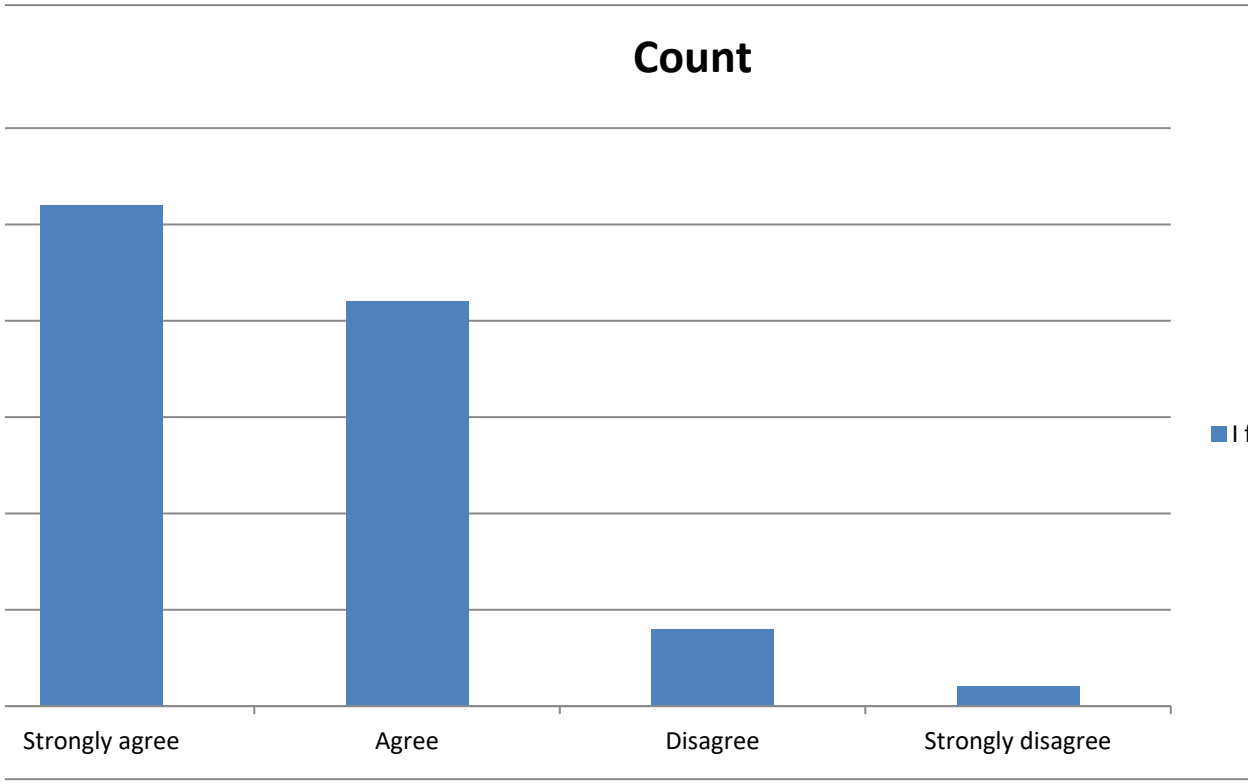

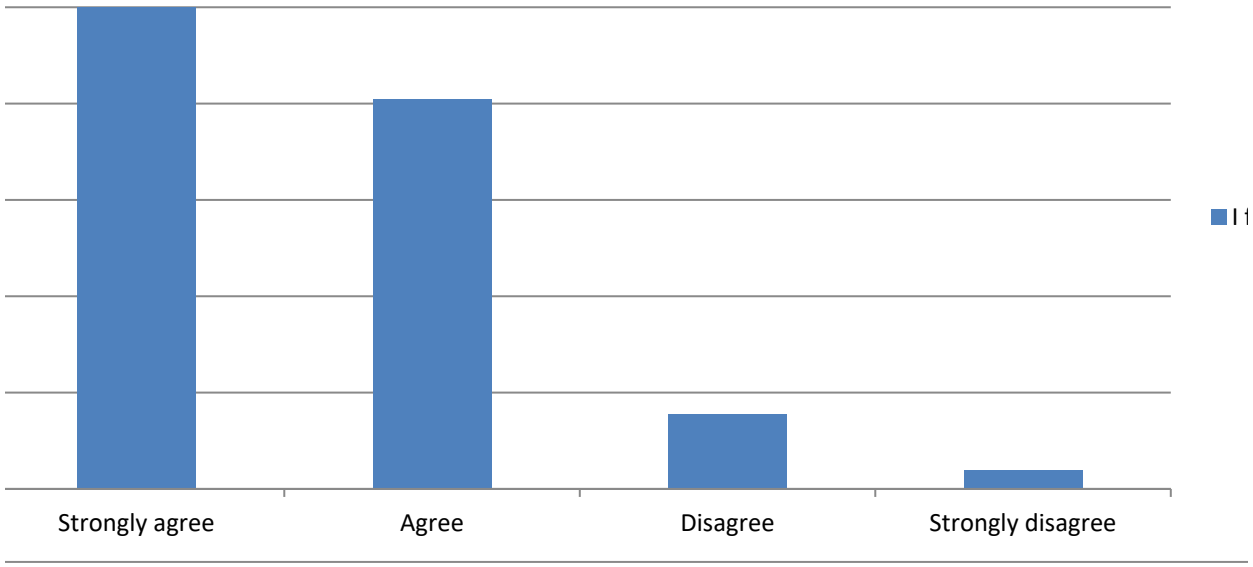
Strongly agree
Agree
Disagree
Strongly disagree

feel safe at this school.

feel safe at this school.

Summary of People at this school care about me as person.

Categorical Summary

Sample Siz	Average	Median	Number of Distinct Categories
53 of 53	3.226415	3	4

Recode	People at t	Count	Percent of	Confidence Interval (Percent of Data)
4	Strongly ag	22	41.5%	29.3% to 54.9%
3	Agree	23	43.4%	31.0% to 56.7%
2	Disagree	6	11.3%	5.3% to 22.6%
1	Strongly di	2	3.8%	1.0% to 12.8%

Select a chart and choose "Clustered Column", "100% Stacked Column", or "Pie" chart in Powerpoint or
To create a correct "100% Stacked Column" chart, choose the chart then click "Switch Row/Column" (PC

Recode		Count		Percent	
			People at t		People at this school care about m
4		Strongly ag	22	Strongly ag	41.5%
3		Agree	23	Agree	43.4%
2		Disagree	6	Disagree	11.3%
1		Strongly di	2	Strongly di	3.8%

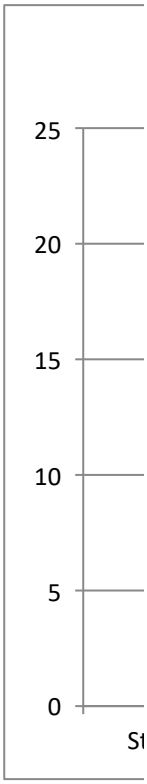

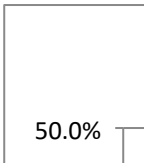


45.0%
40.0%
35.0%
30.0%
25.0%
20.0%
15.0%
10.0%
5.0%
0.0%

· Excel, to change the chart type.
C) or "Switch Plot" (Mac) in the chart tools

ıe as person.

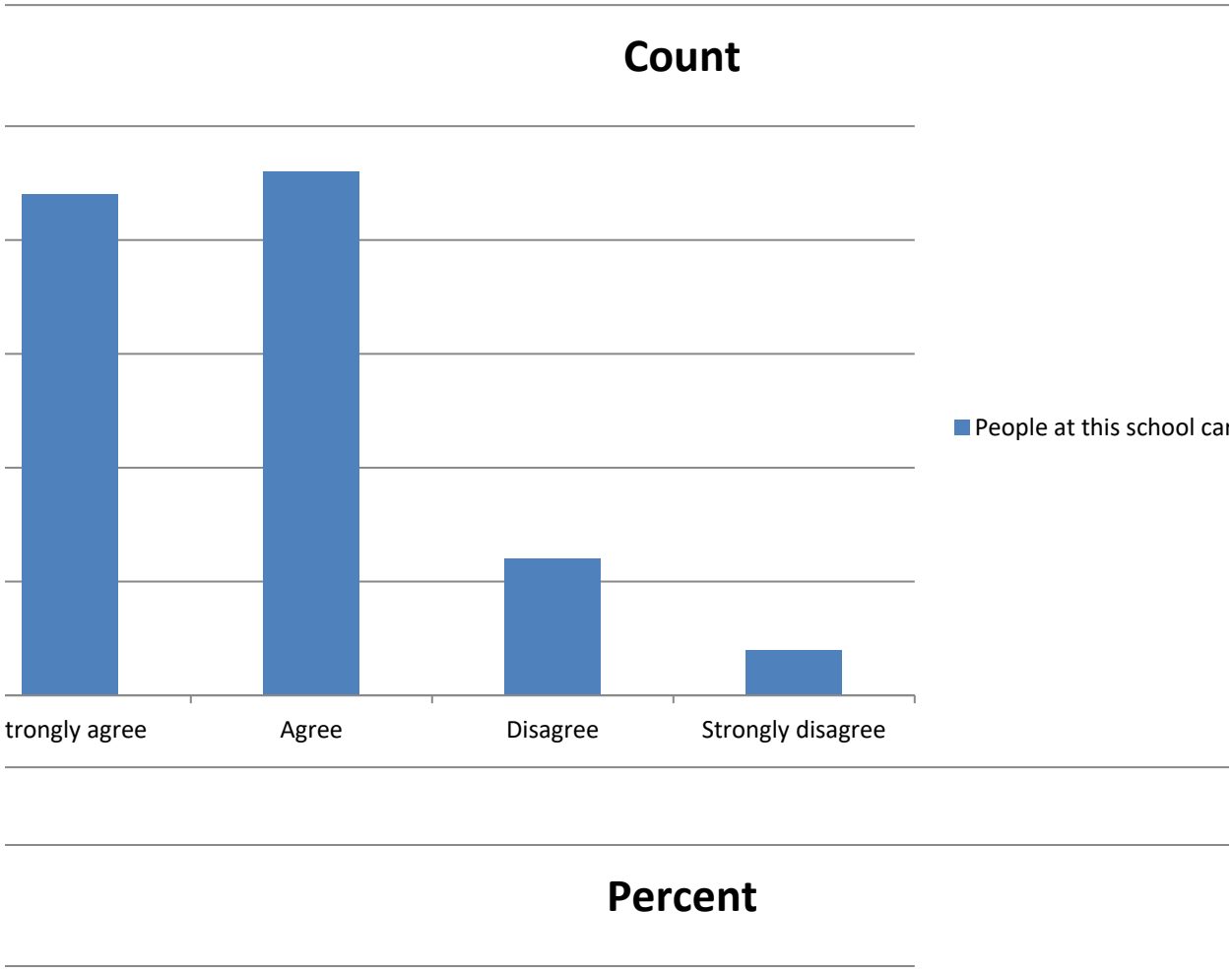

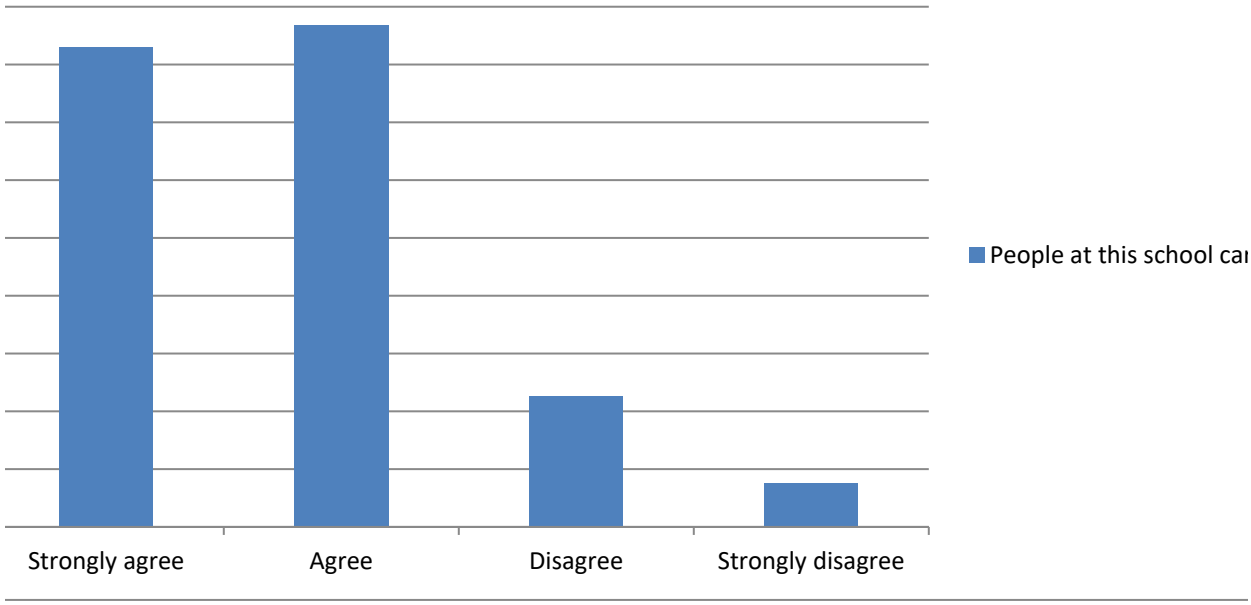
People at this school cai
Strongly agree
Agree
Disagree
Strongly disagree

re about me as person.

re about me as person.

Summary of I am treated equitably at my school.

Categorical Summary

Sample Siz	Number of Distinct Categories
53 of 53	4

I am treate	Count	Percent of	Confidence Interval (Percent of Data)
Strongly ag	23	43.4%	31.0% to 56.7%
Agree	23	43.4%	31.0% to 56.7%
Disagree	5	9.4%	4.1% to 20.3%
Strongly di	2	3.8%	1.0% to 12.8%

Select a chart and choose "Clustered Column", "100% Stacked Column", or "Pie" chart in Powerpoint or
To create a correct "100% Stacked Column" chart, choose the chart then click "Switch Row/Column" (PC

Count

	I am treate
Strongly ag	23
Agree	23
Disagree	5
Strongly di	2

Percent

	I am treated equitably at my school.
Strongly ag	43.4%
Agree	43.4%
Disagree	9.4%
Strongly di	3.8%

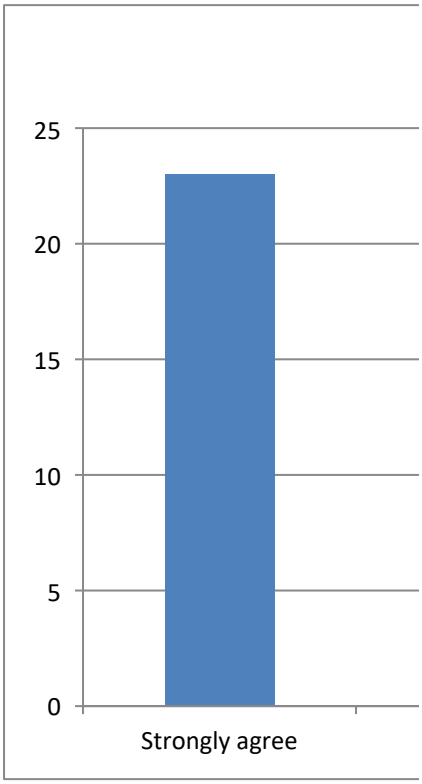

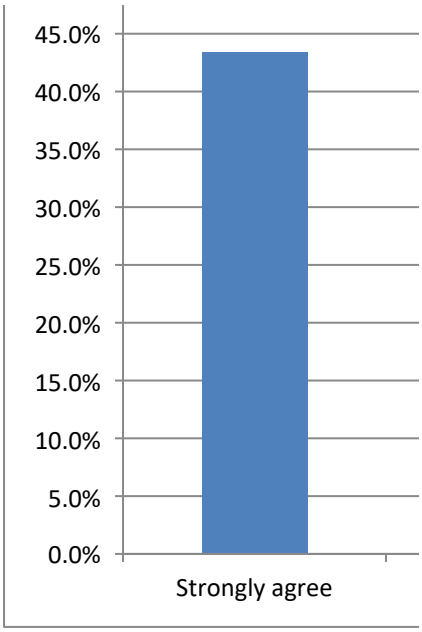
45.0%
40.0%
35.0%
30.0%
25.0%
20.0%
15.0%
10.0%
5.0%
0.0%
Strongly agree

· Excel, to change the chart type.
C) or "Switch Plot" (Mac) in the chart tools

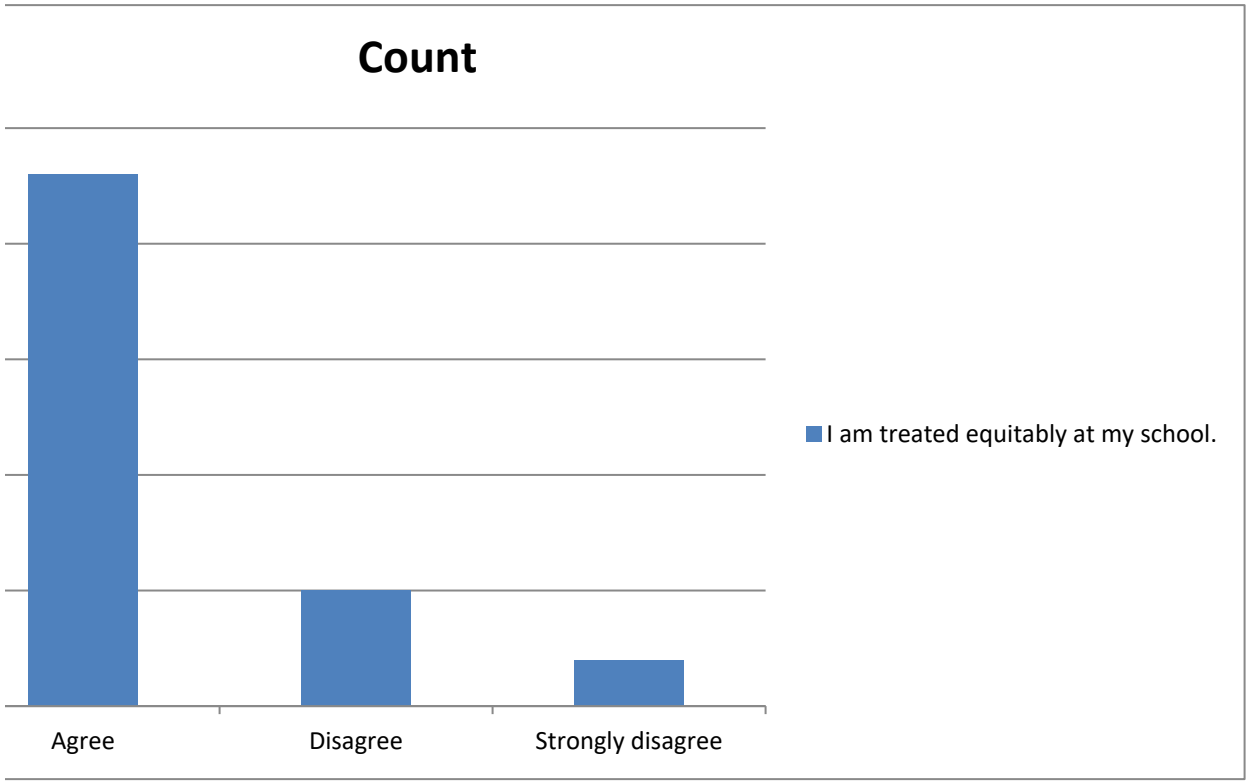

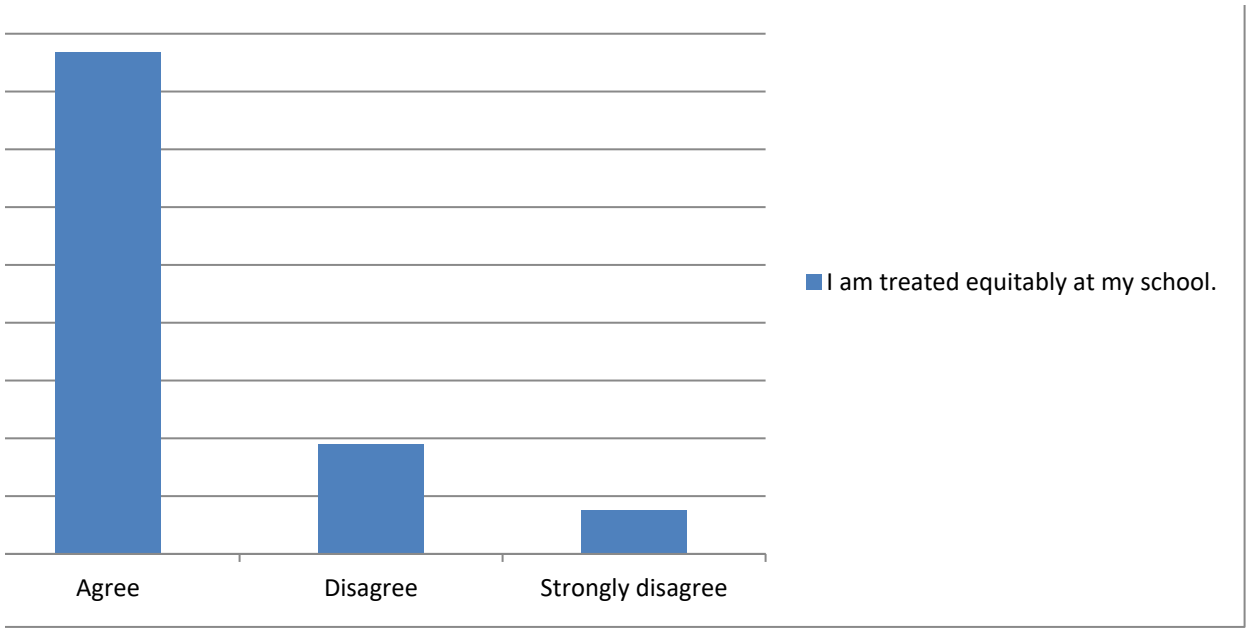
I am treated equitably at my school.
Agree
Disagree
Strongly disagree

Summary of I feel comfortable discussing concerns with a supervisor.

Categorical Summary

Sample Siz	Average	Median	Number of Distinct Categories
53 of 53	3.226415	3	4

Recode	I feel comf	Count	Percent of	Confidence Interval (Percent of Data)
4	Strongly ag	23	43.4%	31.0% to 56.7%
3	Agree	22	41.5%	29.3% to 54.9%
2	Disagree	5	9.4%	4.1% to 20.3%
1	Strongly di	3	5.7%	1.9% to 15.4%

Select a chart and choose "Clustered Column", "100% Stacked Column", or "Pie" chart in Powerpoint or
To create a correct "100% Stacked Column" chart, choose the chart then click "Switch Row/Column" (PC

Recode	Count		Percent	
		I feel comf		I feel comfortable discussing conce
4	Strongly ag	23	Strongly ag	43.4%
3	Agree	22	Agree	41.5%
2	Disagree	5	Disagree	9.4%
1	Strongly di	3	Strongly di	5.7%

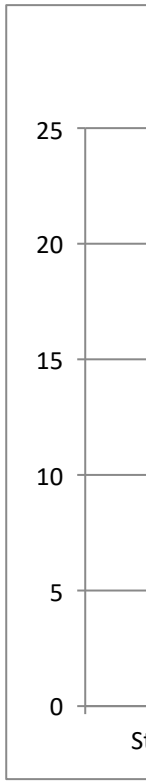




45.0%
40.0%
35.0%
30.0%
25.0%
20.0%
15.0%
10.0%
5.0%
0.0%

· Excel, to change the chart type.
C) or "Switch Plot" (Mac) in the chart tools

erns with a supervisor.

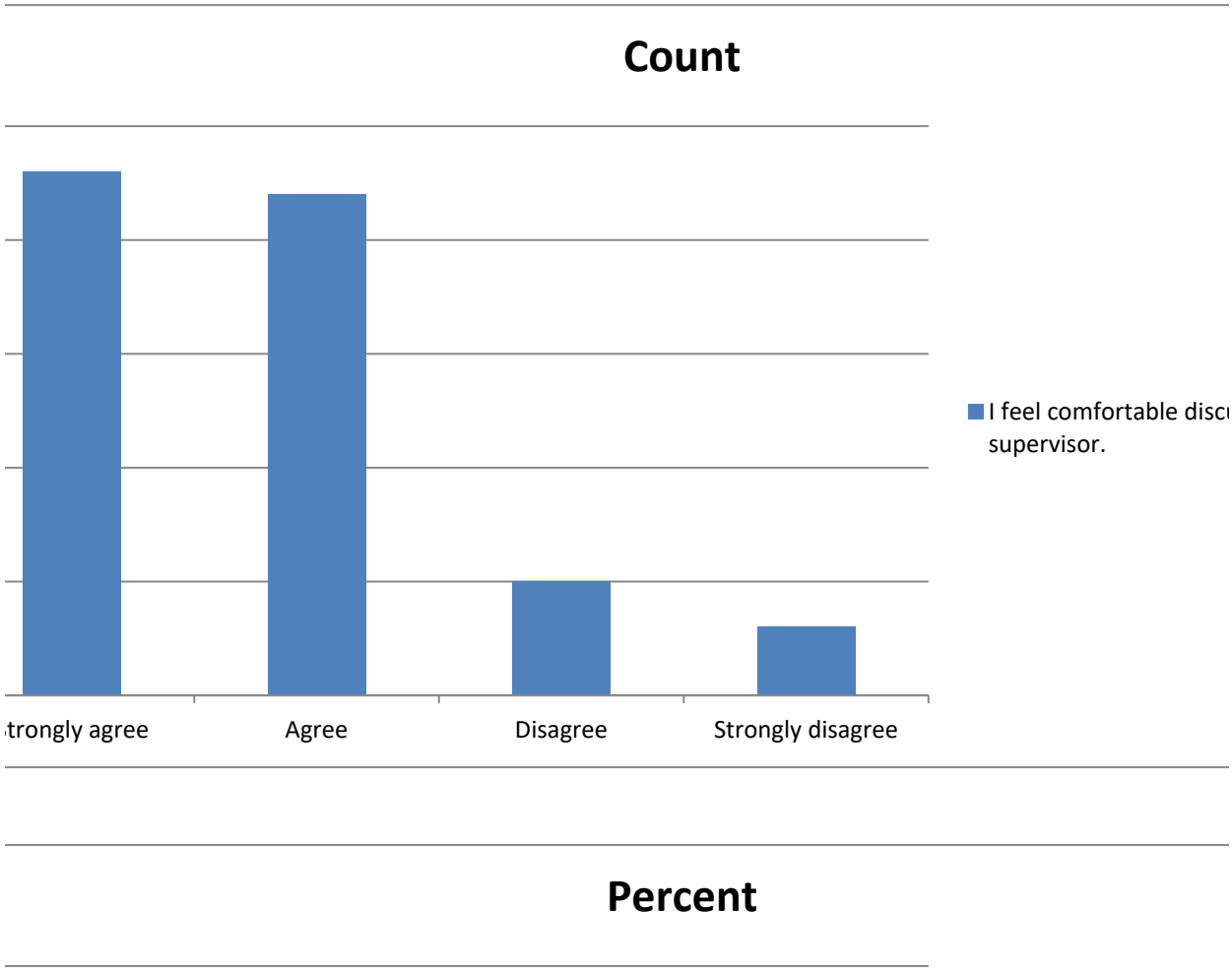

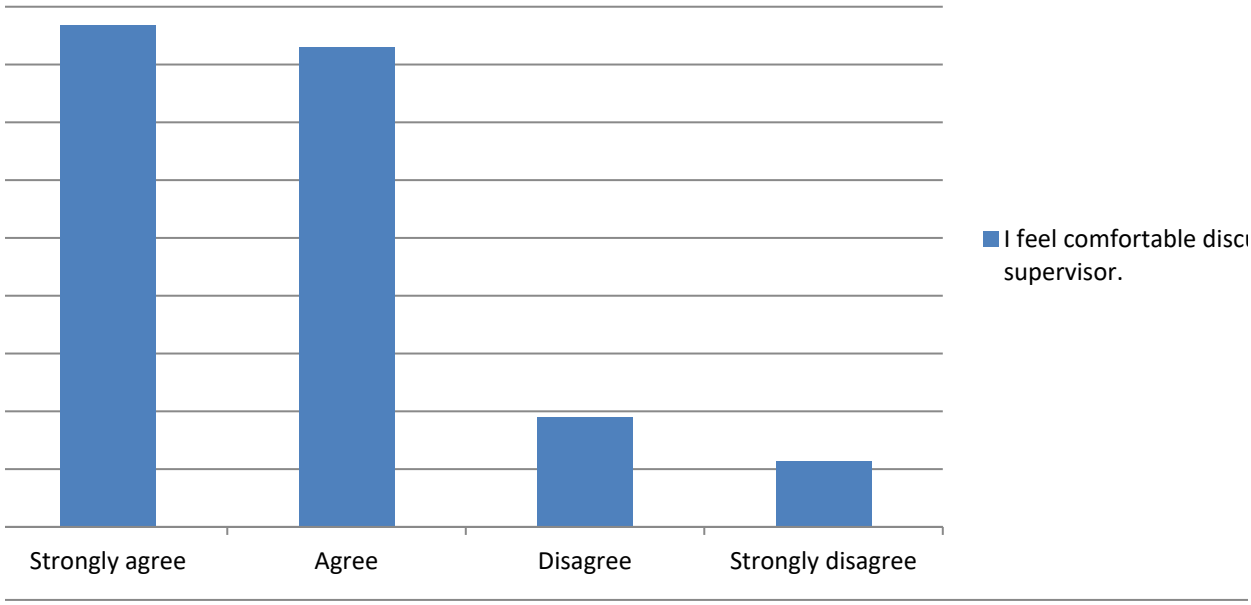
Strongly agree
Agree
Disagree
Strongly disagree
I feel comfortable disc
supervisor.

ussing concerns with a

ussing concerns with a

Summary of I feel safe to report workplace harassment.

Categorical Summary

Sample Siz	Number of Distinct Categories
53 of 53	4

I feel safe t	Count	Percent of	Confidence Interval (Percent of Data)
Strongly ag	24	45.3%	32.7% to 58.5%
Agree	23	43.4%	31.0% to 56.7%
Disagree	4	7.5%	3.0% to 17.9%
Strongly di	2	3.8%	1.0% to 12.8%

Select a chart and choose "Clustered Column", "100% Stacked Column", or "Pie" chart in Powerpoint or
To create a correct "100% Stacked Column" chart, choose the chart then click "Switch Row/Column" (PC

Count

	I feel safe t
Strongly ag	24
Agree	23
Disagree	4
Strongly di	2

Percent

	I feel safe to report workplace harassment.
Strongly ag	45.3%
Agree	43.4%
Disagree	7.5%
Strongly di	3.8%

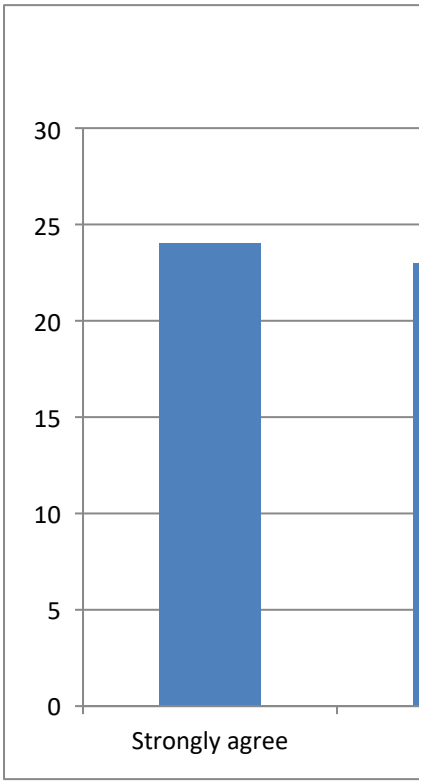

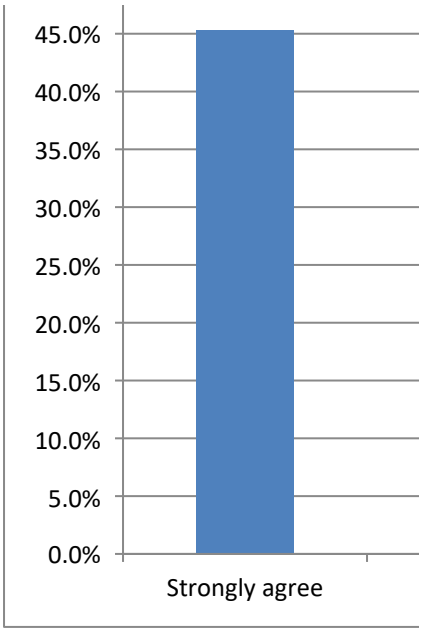
45.0%
40.0%
35.0%
30.0%
25.0%
20.0%
15.0%
10.0%
5.0%
0.0%
Strongly agree

· Excel, to change the chart type.
C) or "Switch Plot" (Mac) in the chart tools

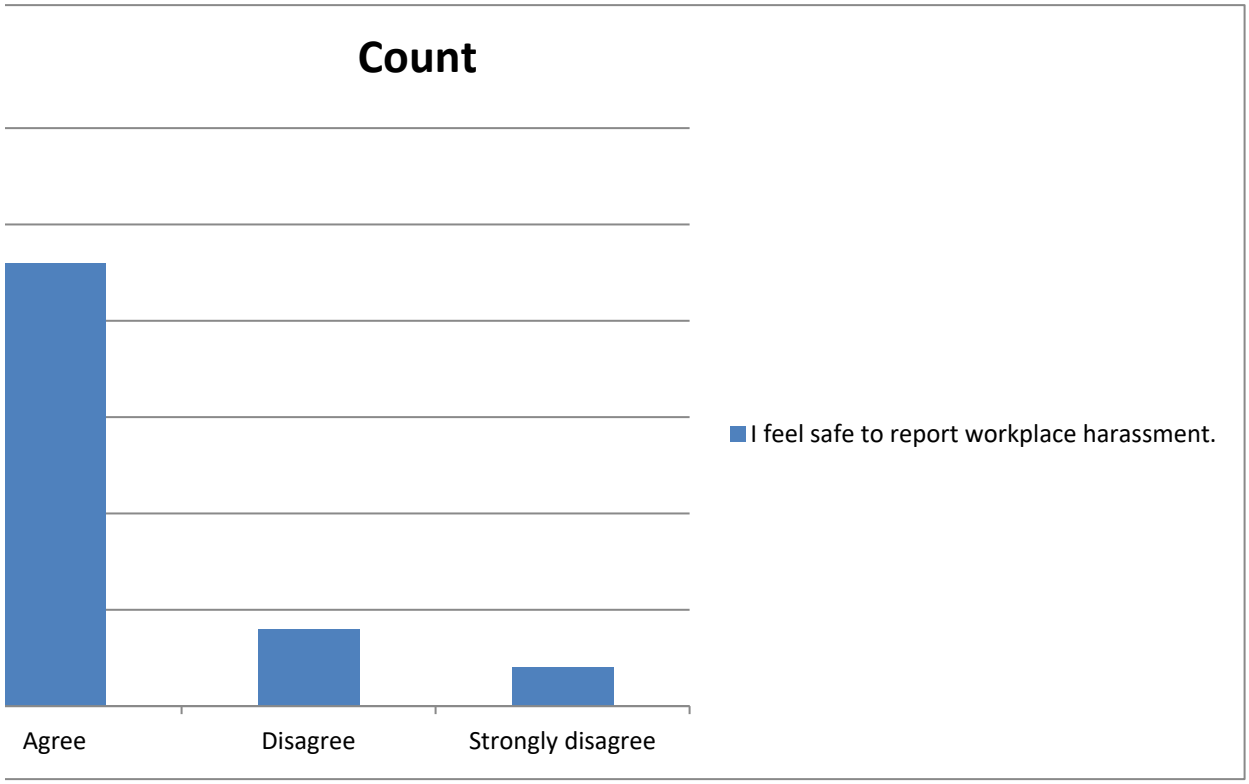

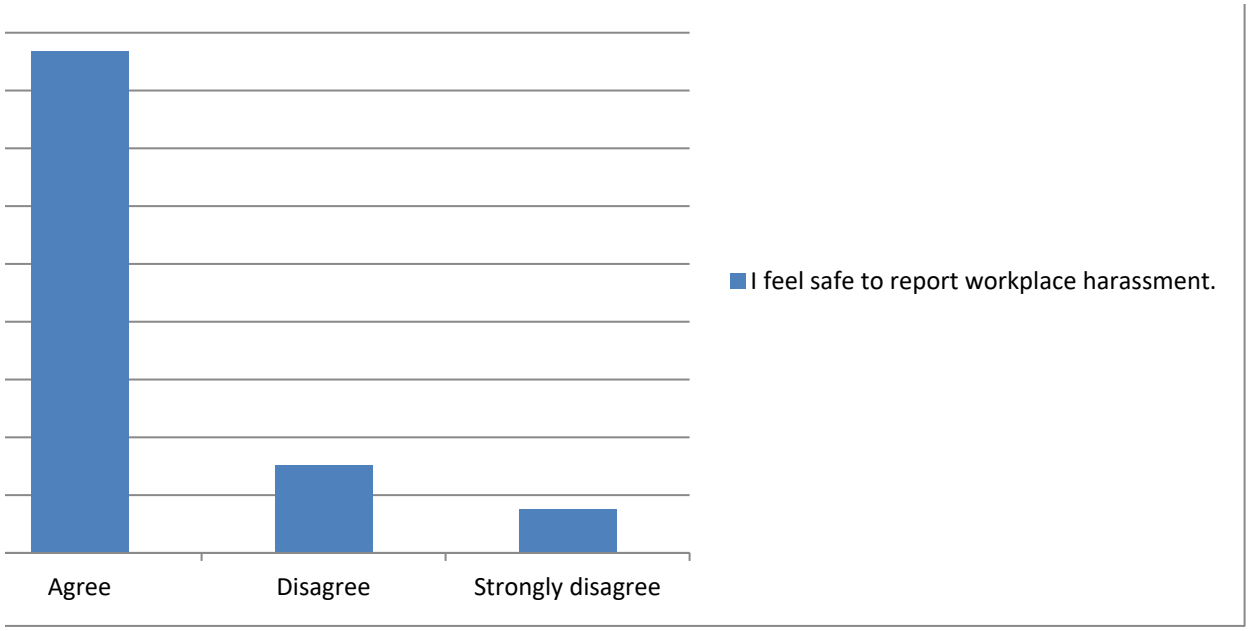
I feel safe to report workplace harassment.
Agree
Disagree
Strongly disagree

Summary of I feel comfortable managing student behavior at my school.

Categorical Summary

Sample Size	Number of Distinct Categories
53 of 53	5

I feel comfo	Count	Percent of	Confidence Interval (Percent of Data)
Strongly ag	17	32.1%	21.1% to 45.5%
Agree	25	47.2%	34.4% to 60.3%
Disagree	5	9.4%	4.1% to 20.3%
Strongly dis	2	3.8%	1.0% to 12.8%
Not applica	4	7.5%	3.0% to 17.9%

Select a chart and choose "Clustered Column", "100% Stacked Column", or "Pie" chart in Powerpoint or
To create a correct "100% Stacked Column" chart, choose the chart then click "Switch Row/Column" (PC

Count

	I feel comfo
Strongly ag	17
Agree	25
Disagree	5
Strongly dis	2
Not applica	4

Percent

	I feel comfortable managing student behavior at my scho
Strongly ag	32.1%
Agree	47.2%
Disagree	9.4%
Strongly dis	3.8%
Not applica	7.5%

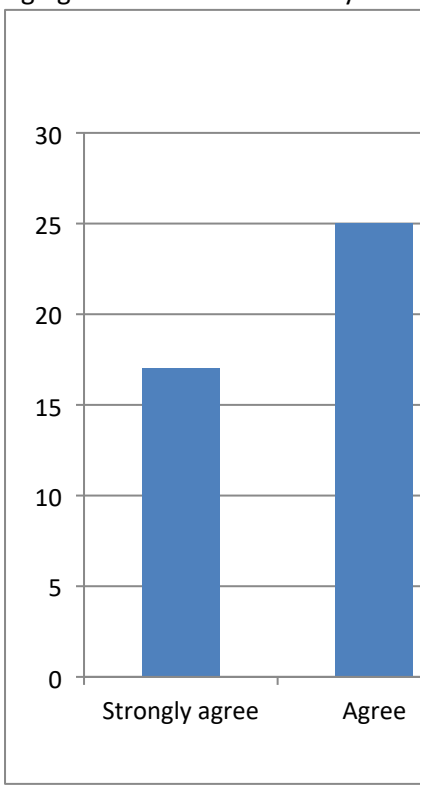

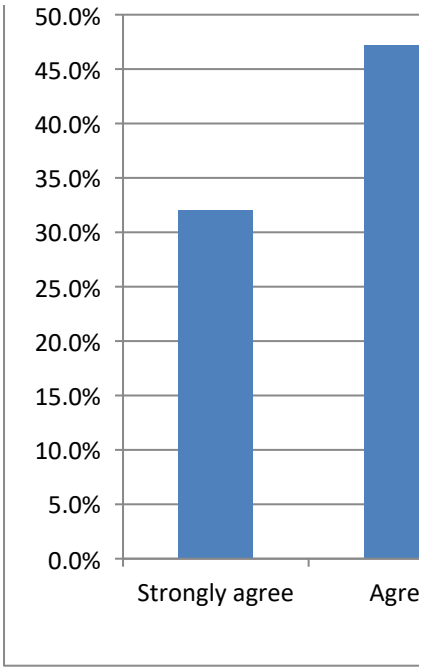
50.0%
45.0%
40.0%
35.0%
30.0%
25.0%
20.0%
15.0%
10.0%
5.0%
0.0%
Strongly agree
Agre

· Excel, to change the chart type.
C) or "Switch Plot" (Mac) in the chart tools

ol.

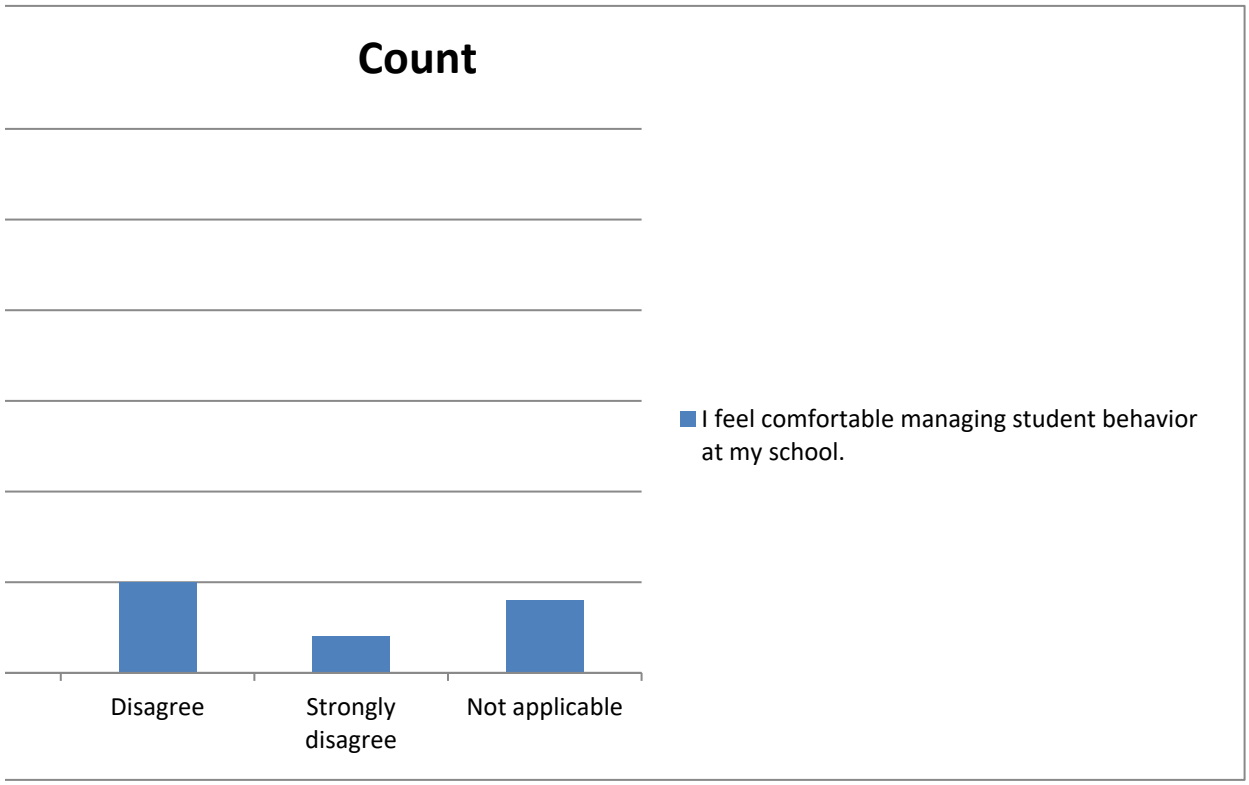

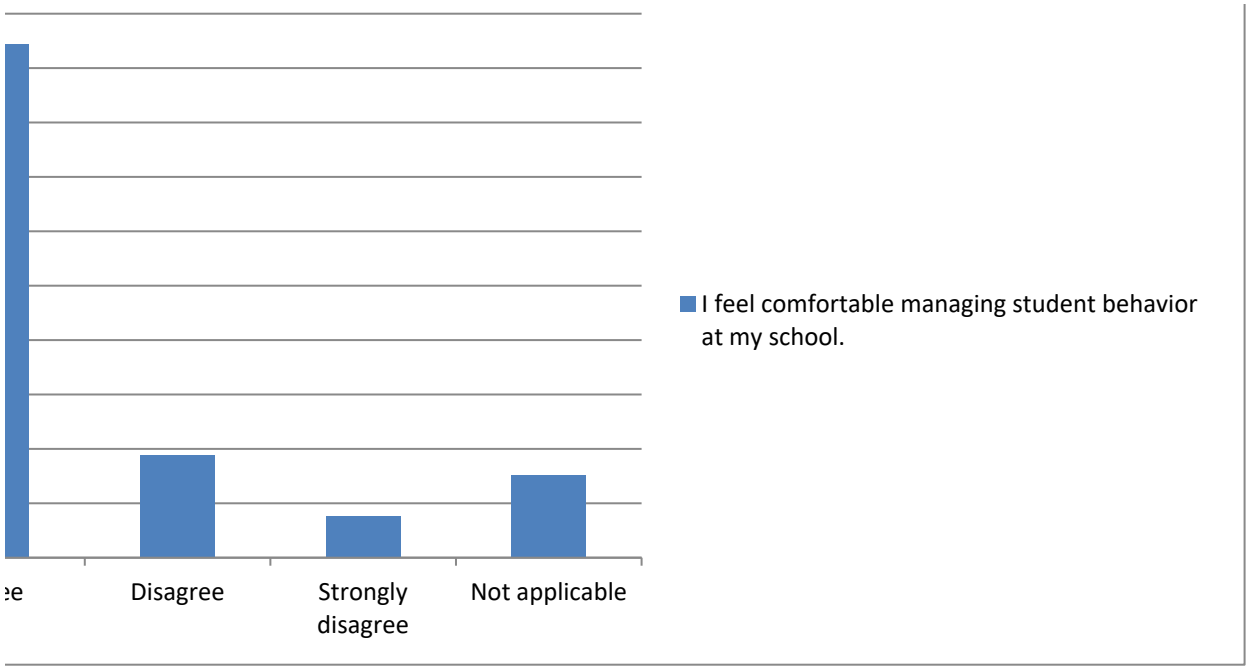
ee
Disagree
Strongly disagree
Not applicable
I feel comfortable managing student behavior at my school.

Summary of School staff are teased or picked on for any of the following:

Select a chart and choose "Clustered Column", "100% Stacked Column", or "Pie" chart in Powerpoint or

Col %

	Backgroun	Hazing	Parent verb	Physical abuse of teach
Yes	3.8%	3.8%	9.4%	0.0%
No	88.7%	86.8%	73.6%	86.8%
I don't know	7.5%	9.4%	17.0%	13.2%

Count

	Backgroun	Hazing	Parent verb	Physical abuse of teach
Yes	2	2	5	0
No	47	46	39	46
I don't know	4	5	9	7





Excel, to change the chart type.

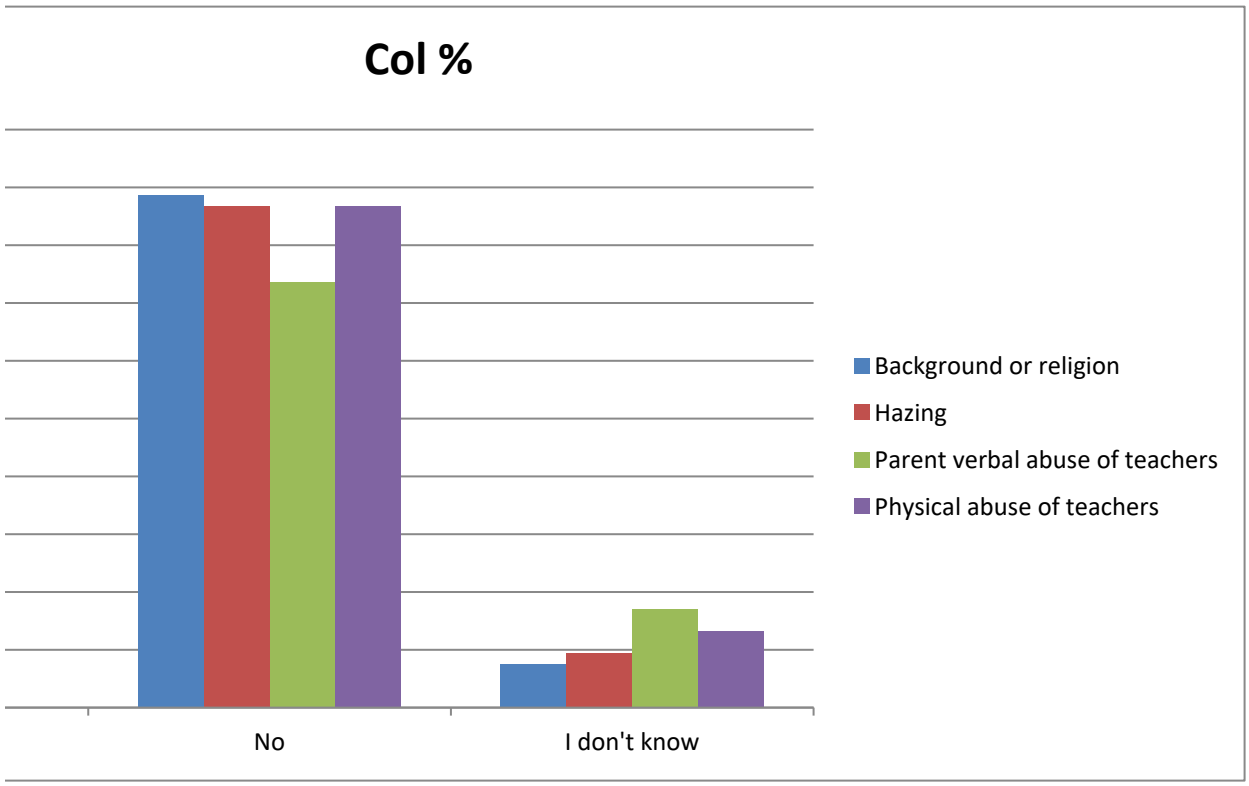

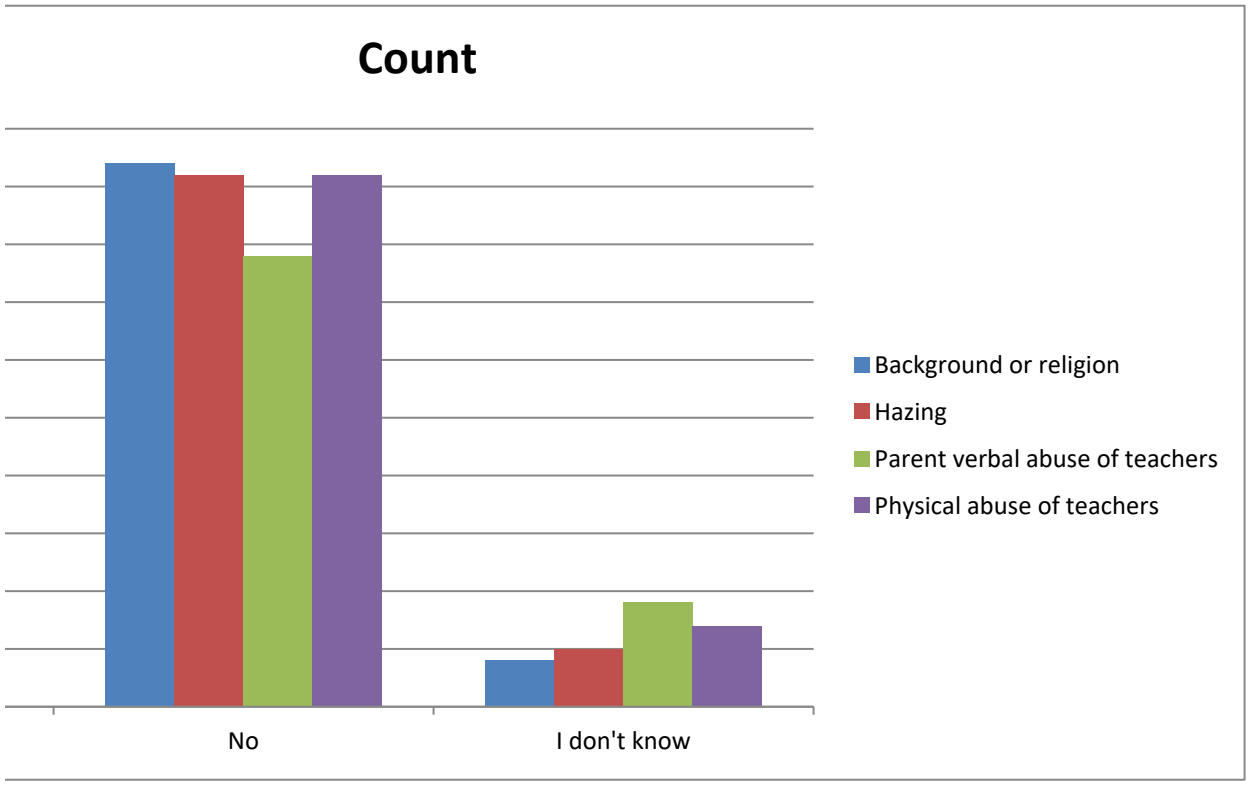

Summary of School staff are teased or picked on for any of the following:

Select a chart and choose "Clustered Column", "100% Stacked Column", or "Pie" chart in Powerpoint or

Col %

	Physical co	Physical or	Racial/ethnic conflict
Yes	3.8%	0.0%	1.9%
No	90.4%	92.3%	90.4%
I don't kno	5.8%	7.7%	7.7%

Count

	Physical co	Physical or	Racial/ethnic conflict
Yes	2	0	1
No	47	48	47
I don't kno	3	4	4

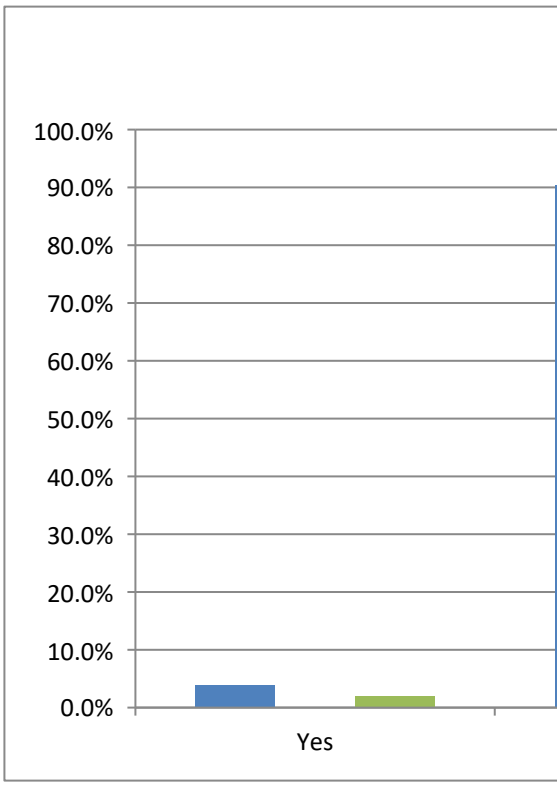

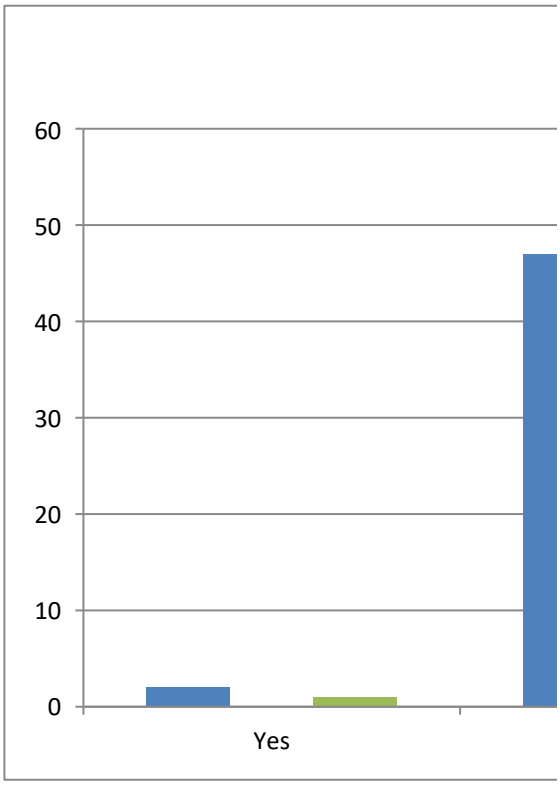

Excel, to change the chart type.

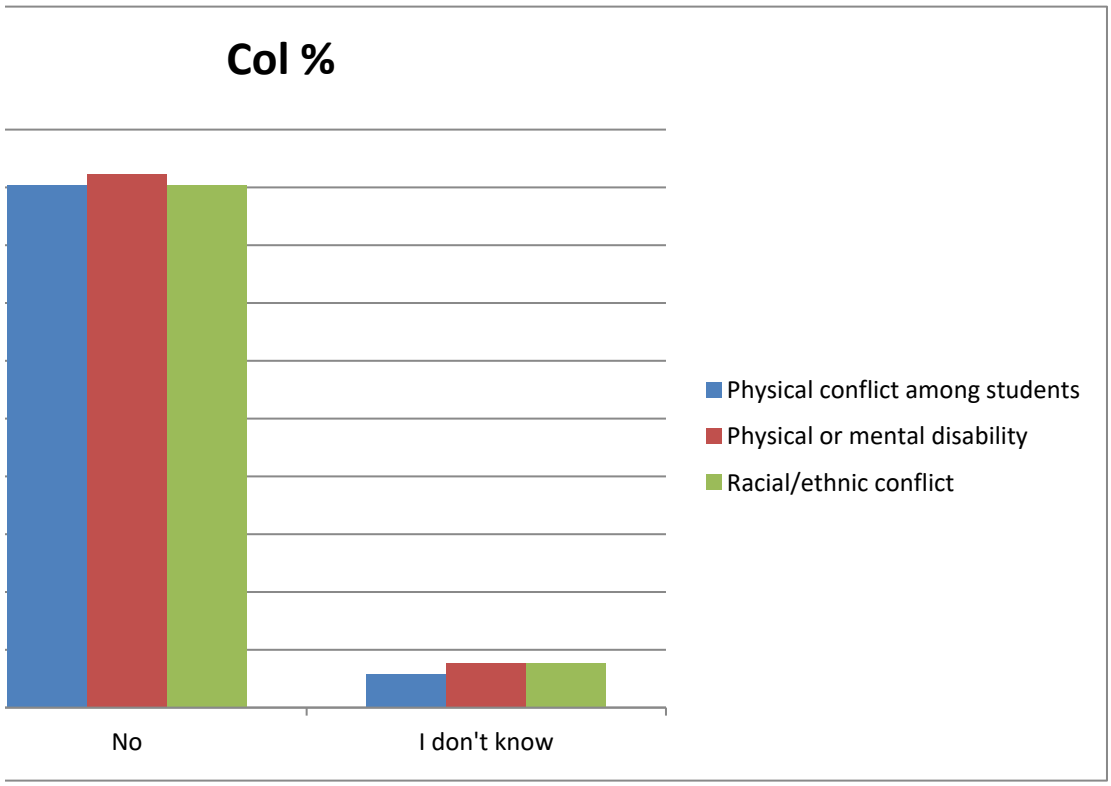

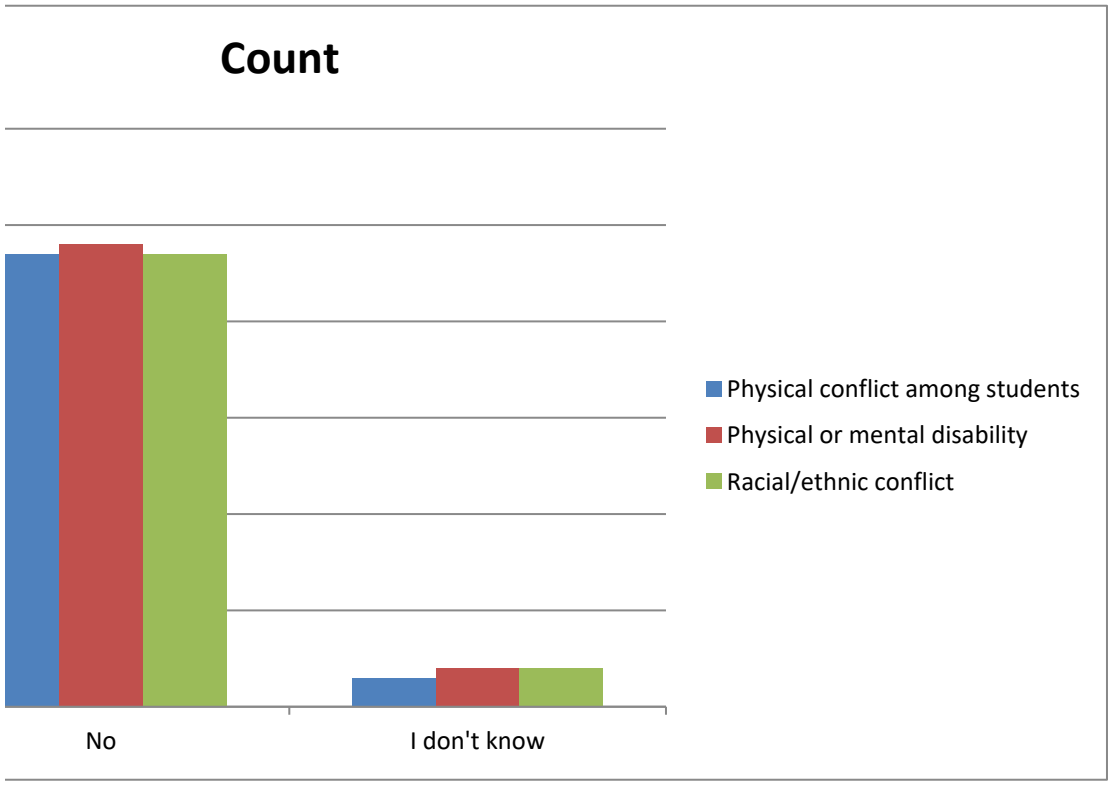

Summary of The majority of the time while at work I feel:

Variable	Count	Average	Median
Angry	53	1.08	1.0
Anxious	53	1.21	1.0
Appreciate	53	1.68	2.0
Competent	53	1.91	2.0
Total	212	1.47	1.0

Select a chart and choose "Clustered Column", "100% Stacked Column", or "Pie" chart in Powerpoint or

Col %

	Angry	Anxious	Appreciate	Competent
Yes	7.5%	20.8%	67.9%	90.6%
No	92.5%	79.2%	32.1%	9.4%

Count

	Angry	Anxious	Appreciate	Competent
Yes	4	11	36	48
No	49	42	17	5

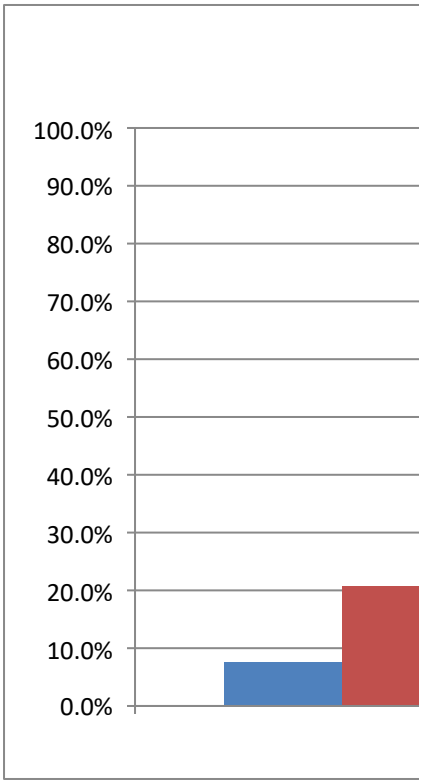



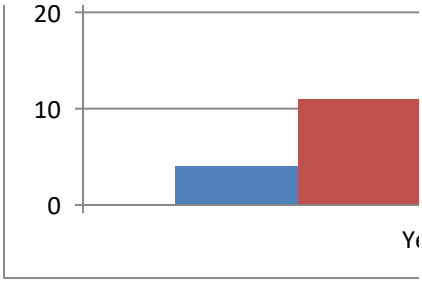
20
10
0
Y

Excel, to change the chart type.

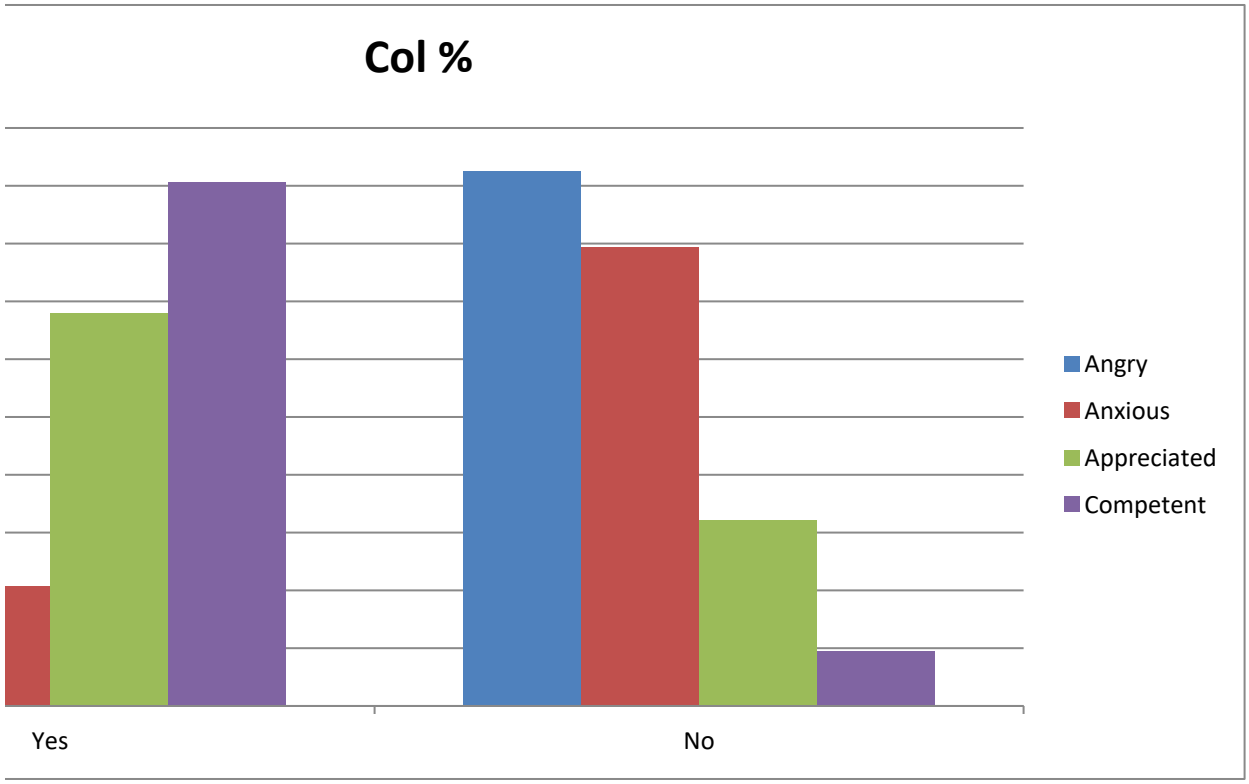

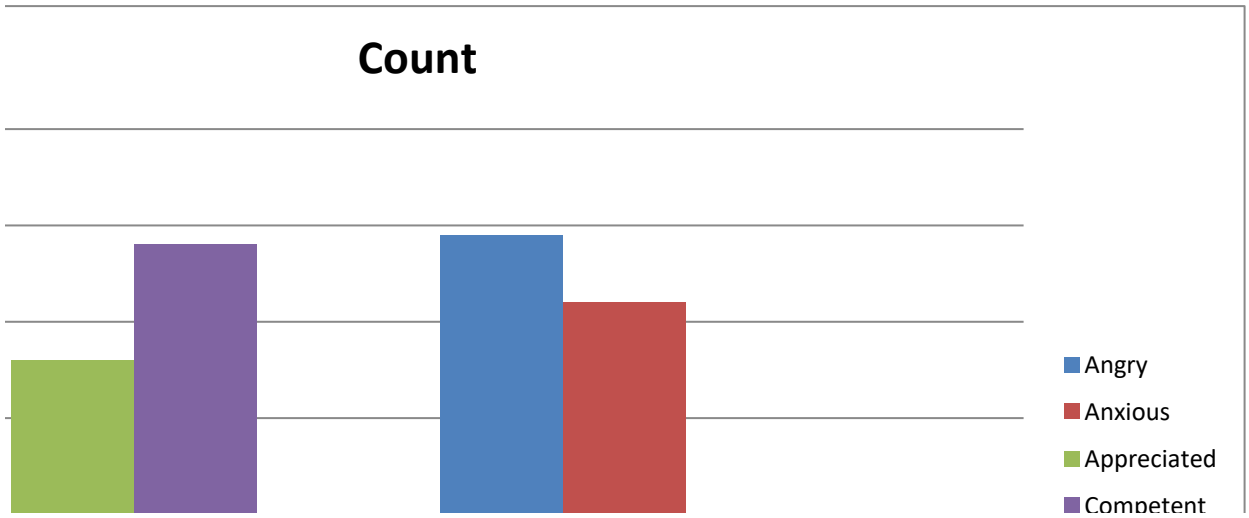

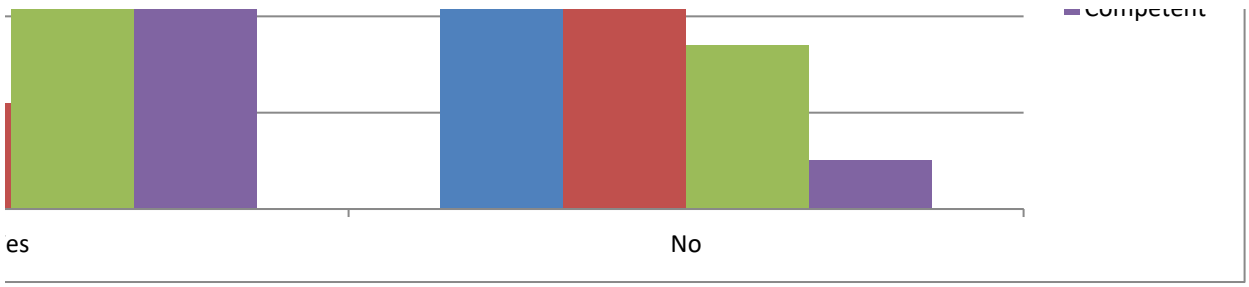
Competent
es
No

Summary of The majority of the time while at work I feel:

Variable	Count	Average	Median
Depressed	50	1.06	1.0
Frustrated	50	1.22	1.0
Excited	50	1.50	1.5
Grateful	51	1.73	2.0
Total	201	1.38	1.0

Select a chart and choose "Clustered Column", "100% Stacked Column", or "Pie" chart in Powerpoint or

Col %

	Depressed	Excited	Frustrated	Grateful
Yes	6.0%	50.0%	22.0%	72.5%
No	94.0%	50.0%	78.0%	27.5%

Count

	Depressed	Excited	Frustrated	Grateful
Yes	3	25	11	37
No	47	25	39	14

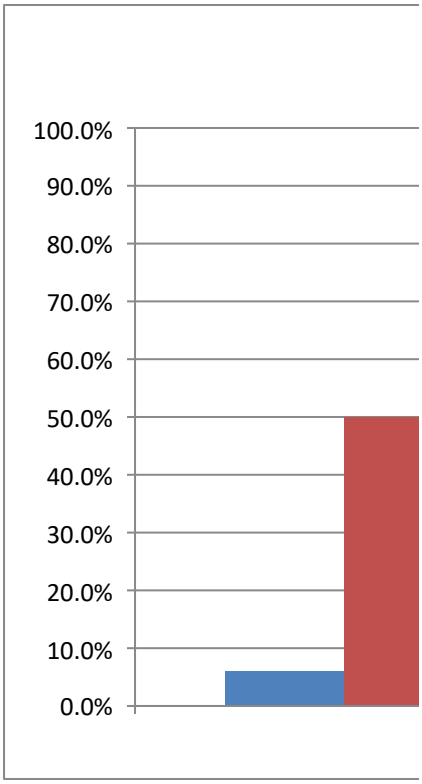

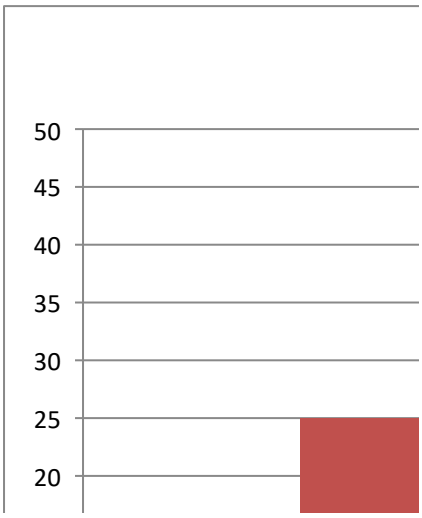

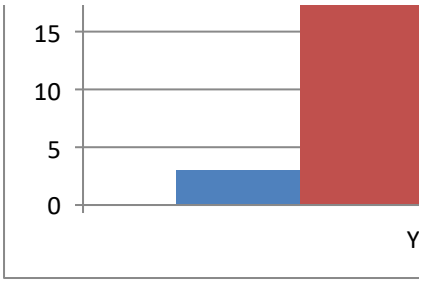
15
10
5
0
Y

Excel, to change the chart type.

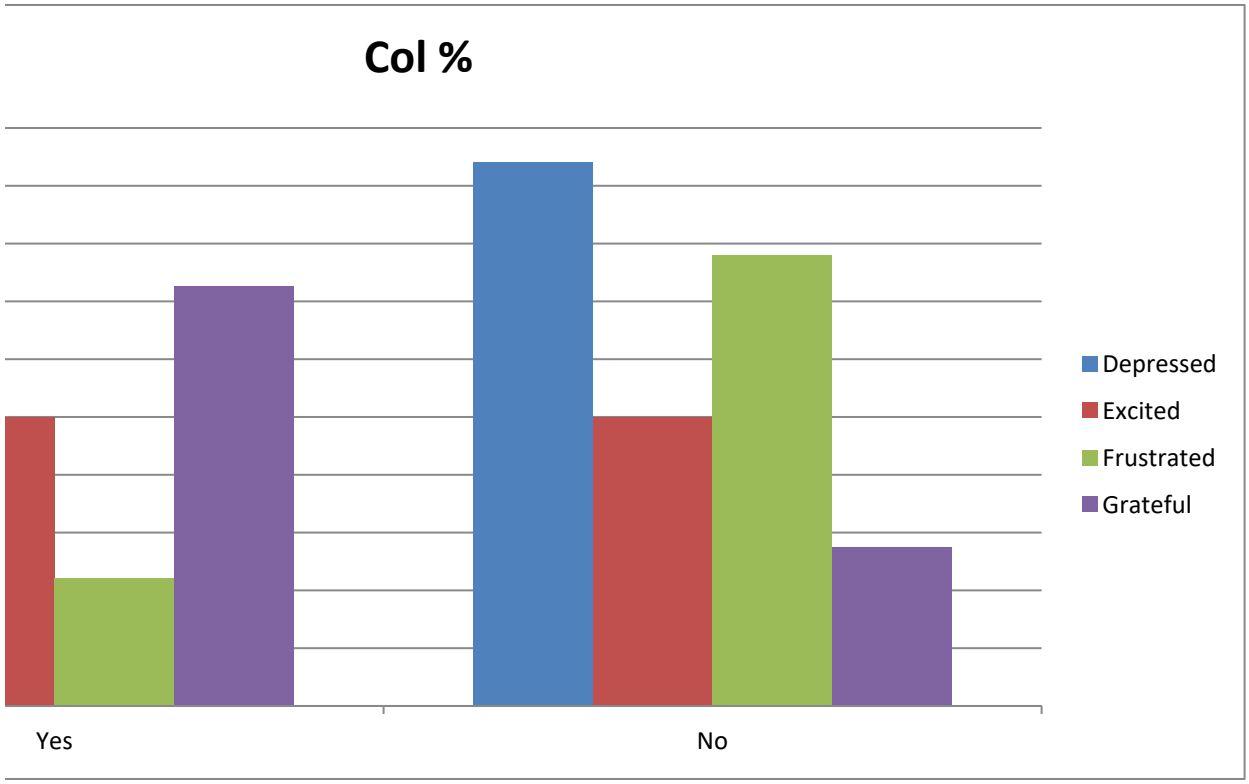

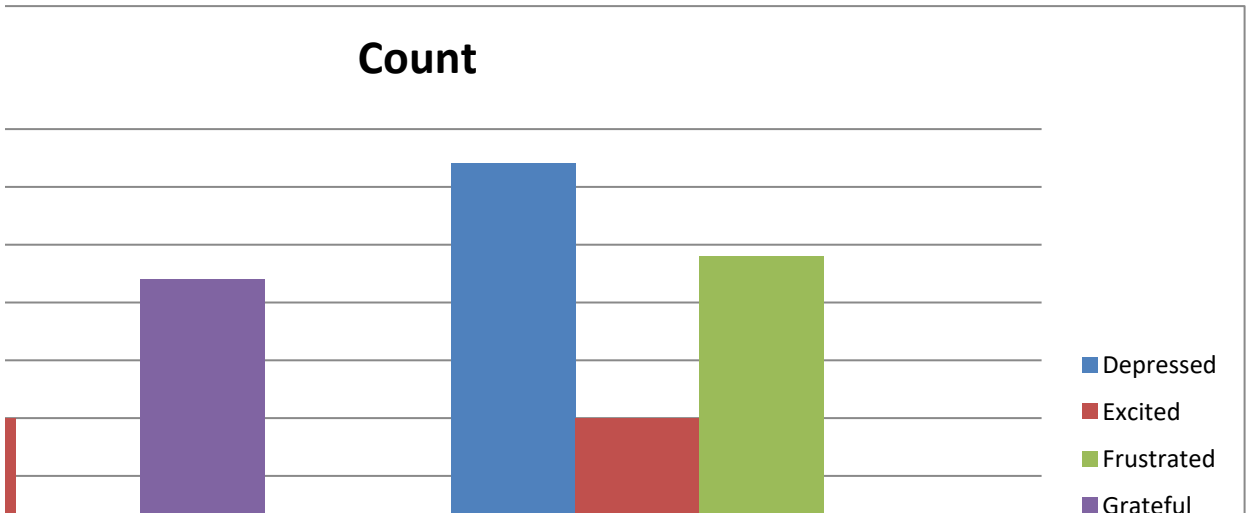

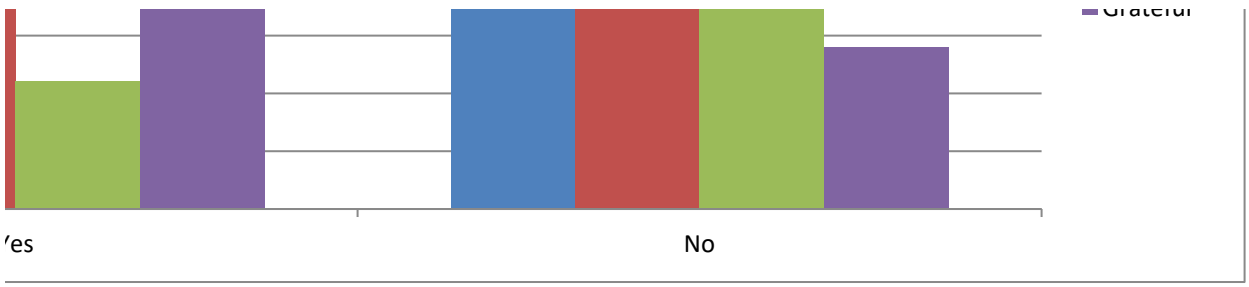
Grateful
Yes
No

Summary of The majority of the time while at work I feel:

Variable	Count	Average	Median
Stressed	50	1.46	1.0
Overwhelm	50	1.50	1.5
Happy	51	1.88	2.0
Total	151	1.62	2.0

Select a chart and choose "Clustered Column", "100% Stacked Column", or "Pie" chart in Powerpoint or

Col %

	Happy	Overwhelm	Stressed
Yes	88.2%	50.0%	46.0%
No	11.8%	50.0%	54.0%

Count

	Happy	Overwhelm	Stressed
Yes	45	25	23
No	6	25	27

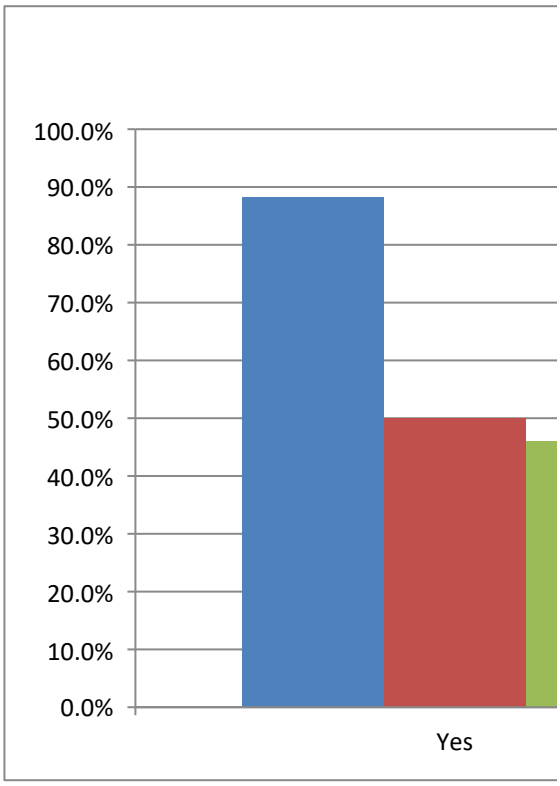

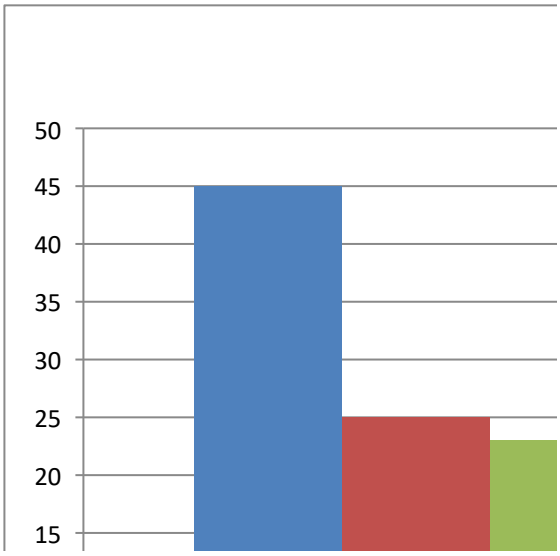

10
5
0
Yes

· Excel, to change the chart type.

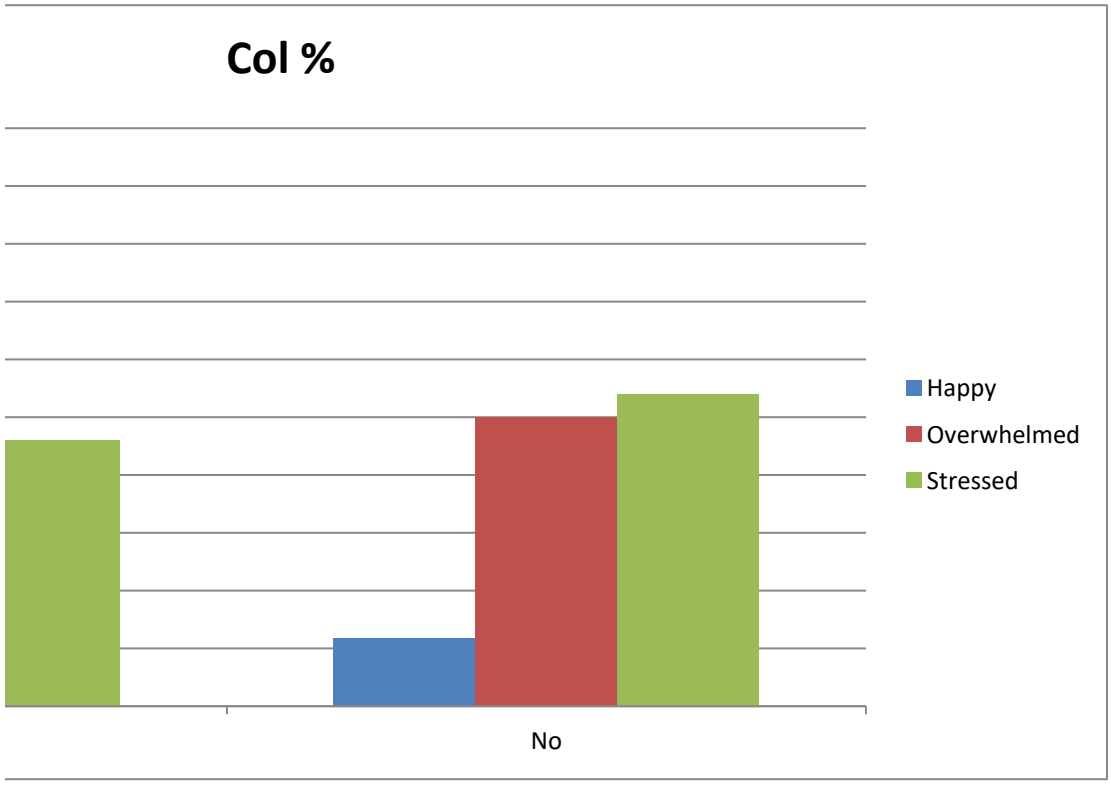

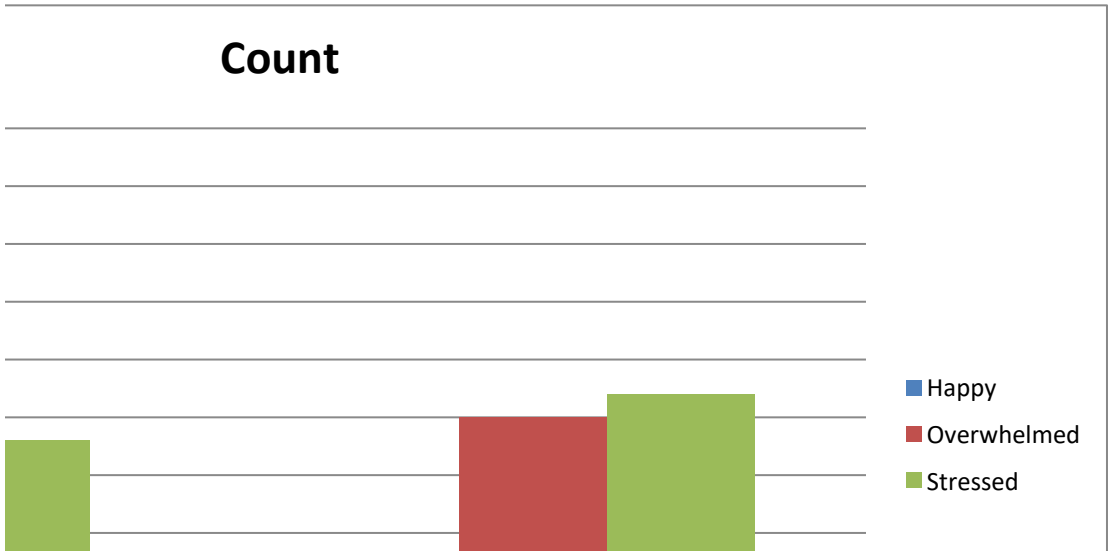

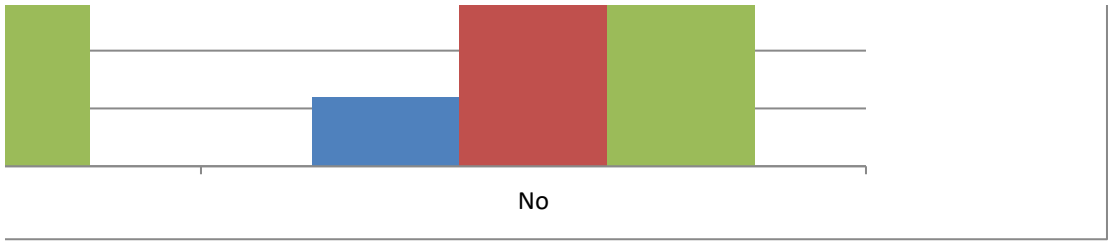
No

Summary of Students at this school know how to report an incident or concern.

Categorical Summary

Sample Size	Number of Distinct Categories
50 of 50	5

Students at	Count	Percent of	Confidence Interval (Percent of Data)
Strongly ag	10	20.0%	11.2% to 33.0%
Agree	22	44.0%	31.2% to 57.7%
Disagree	6	12.0%	5.6% to 23.8%
Strongly di	3	6.0%	2.1% to 16.2%
I don't kno	9	18.0%	9.8% to 30.8%

Select a chart and choose "Clustered Column", "100% Stacked Column", or "Pie" chart in Powerpoint or
To create a correct "100% Stacked Column" chart, choose the chart then click "Switch Row/Column" (PC

Count

	Students at
Strongly ag	10
Agree	22
Disagree	6
Strongly di	3
I don't kno	9

Percent

	Students at this school know how to report an incident or
Strongly ag	20.0%
Agree	44.0%
Disagree	12.0%
Strongly di	6.0%
I don't kno	18.0%

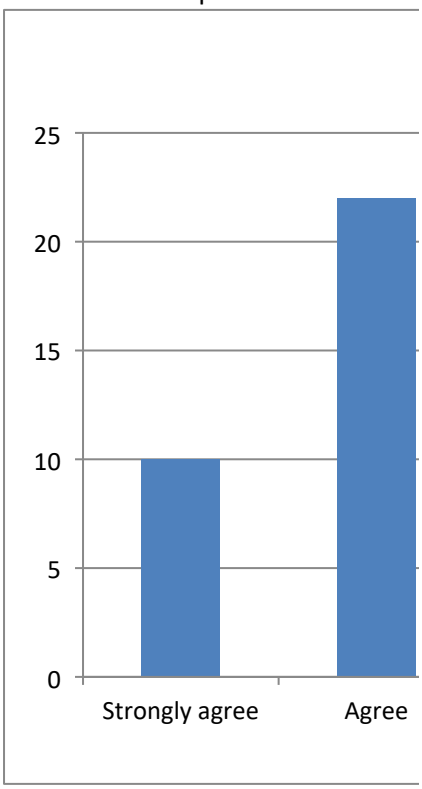

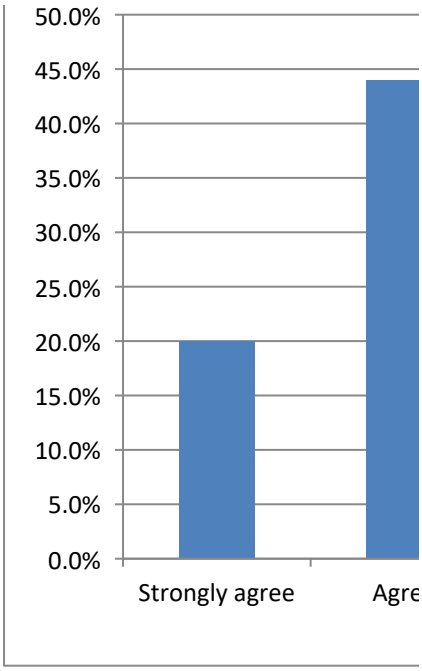
50.0%
45.0%
40.0%
35.0%
30.0%
25.0%
20.0%
15.0%
10.0%
5.0%
0.0%
Strongly agree
Agre

· Excel, to change the chart type.
C) or "Switch Plot" (Mac) in the chart tools

r concern.

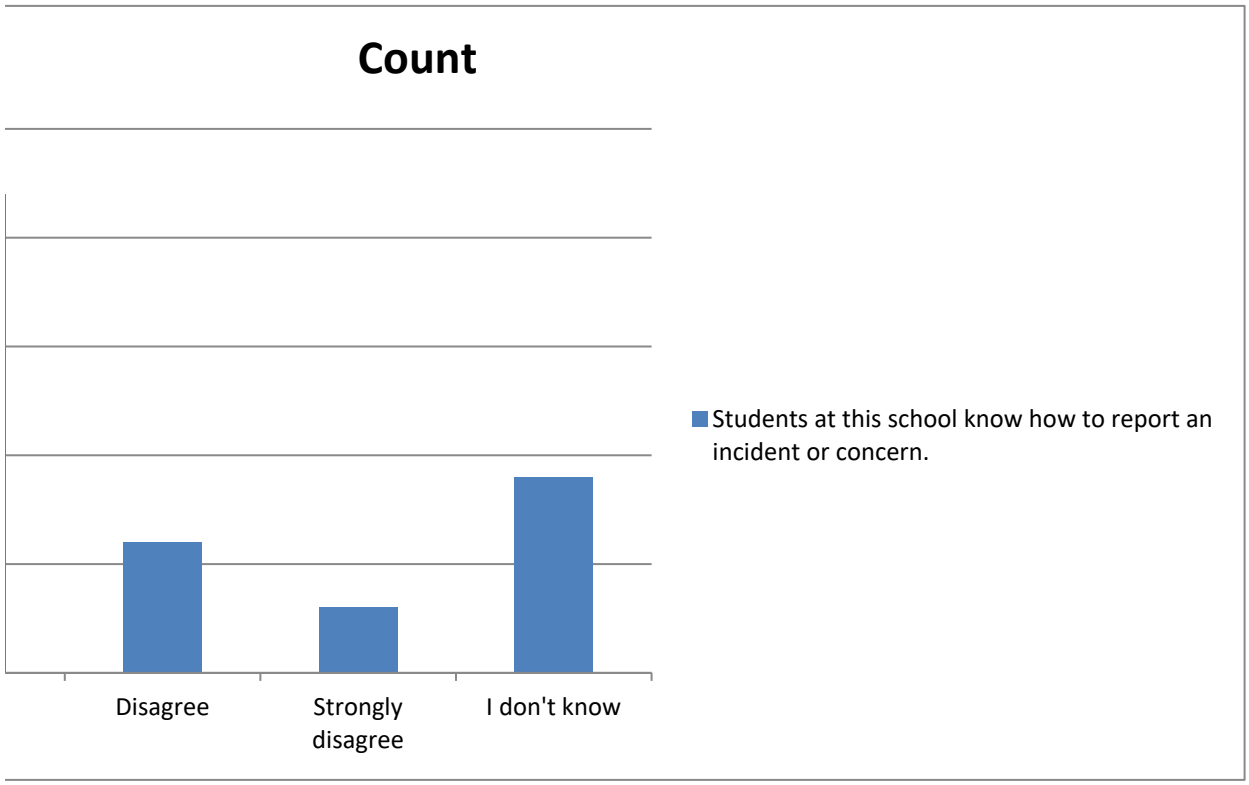

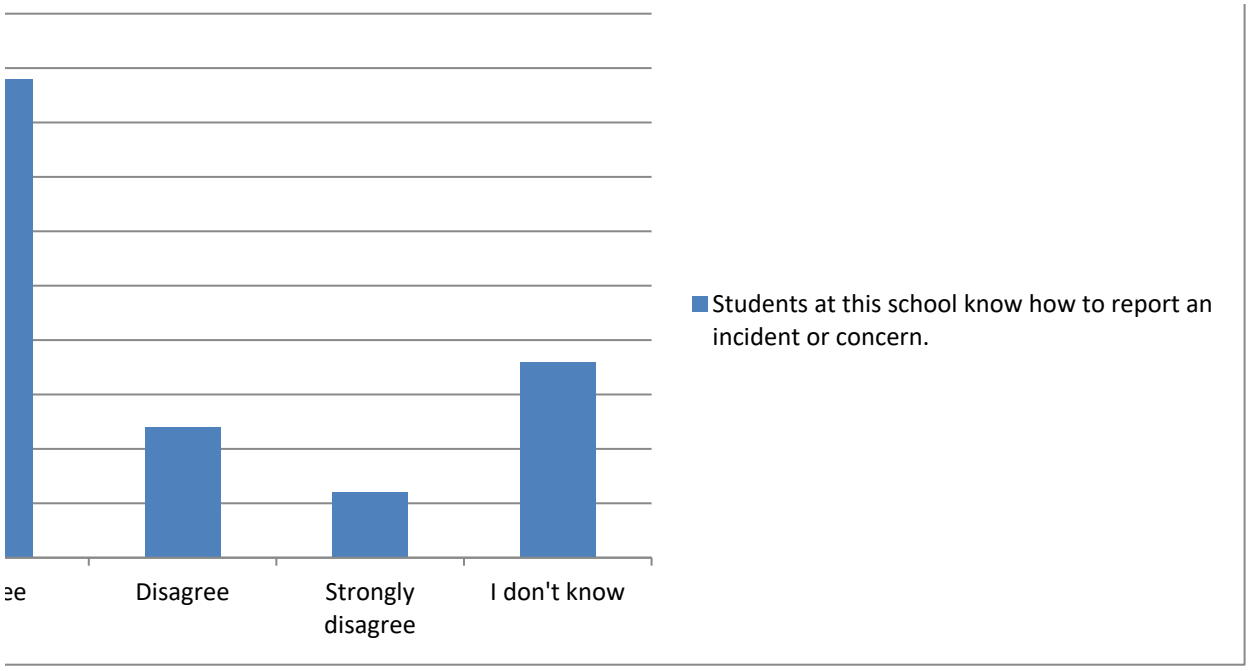
ee
Disagree
Strongly disagree
I don't know
Students at this school know how to report an incident or concern.

Summary of I know what to do if there is an emergency, natural disaster or a dangerous situation durin

Categorical Summary

Sample Siz	Average	Median	Number of Distinct Categories
51 of 51	3.254902	3	4

Recode	I know wha	Count	Percent of	Confidence Interval (Percent of Data)
4	Strongly ag	22	43.1%	30.5% to 56.7%
3	Agree	22	43.1%	30.5% to 56.7%
2	Disagree	5	9.8%	4.3% to 21.0%
1	Strongly di	2	3.9%	1.1% to 13.2%

Select a chart and choose "Clustered Column", "100% Stacked Column", or "Pie" chart in Powerpoint or
To create a correct "100% Stacked Column" chart, choose the chart then click "Switch Row/Column" (P

Recode		Count		Percent	
			I know wha		I know what to do if there is an em
4	Strongly ag		22	Strongly ag	43.1%
3	Agree		22	Agree	43.1%
2	Disagree		5	Disagree	9.8%
1	Strongly di		2	Strongly di	3.9%

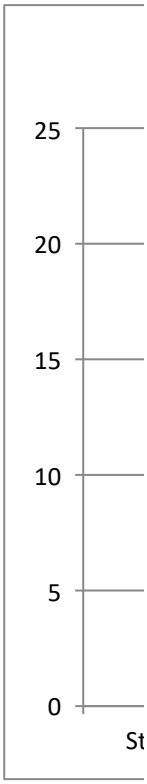

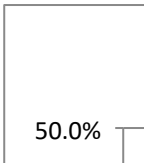


45.0%
40.0%
35.0%
30.0%
25.0%
20.0%
15.0%
10.0%
5.0%
0.0%

g the school day.

· Excel, to change the chart type.
C) or "Switch Plot" (Mac) in the chart tools

nergency, natural disaster or a dangerous situation during the school day.

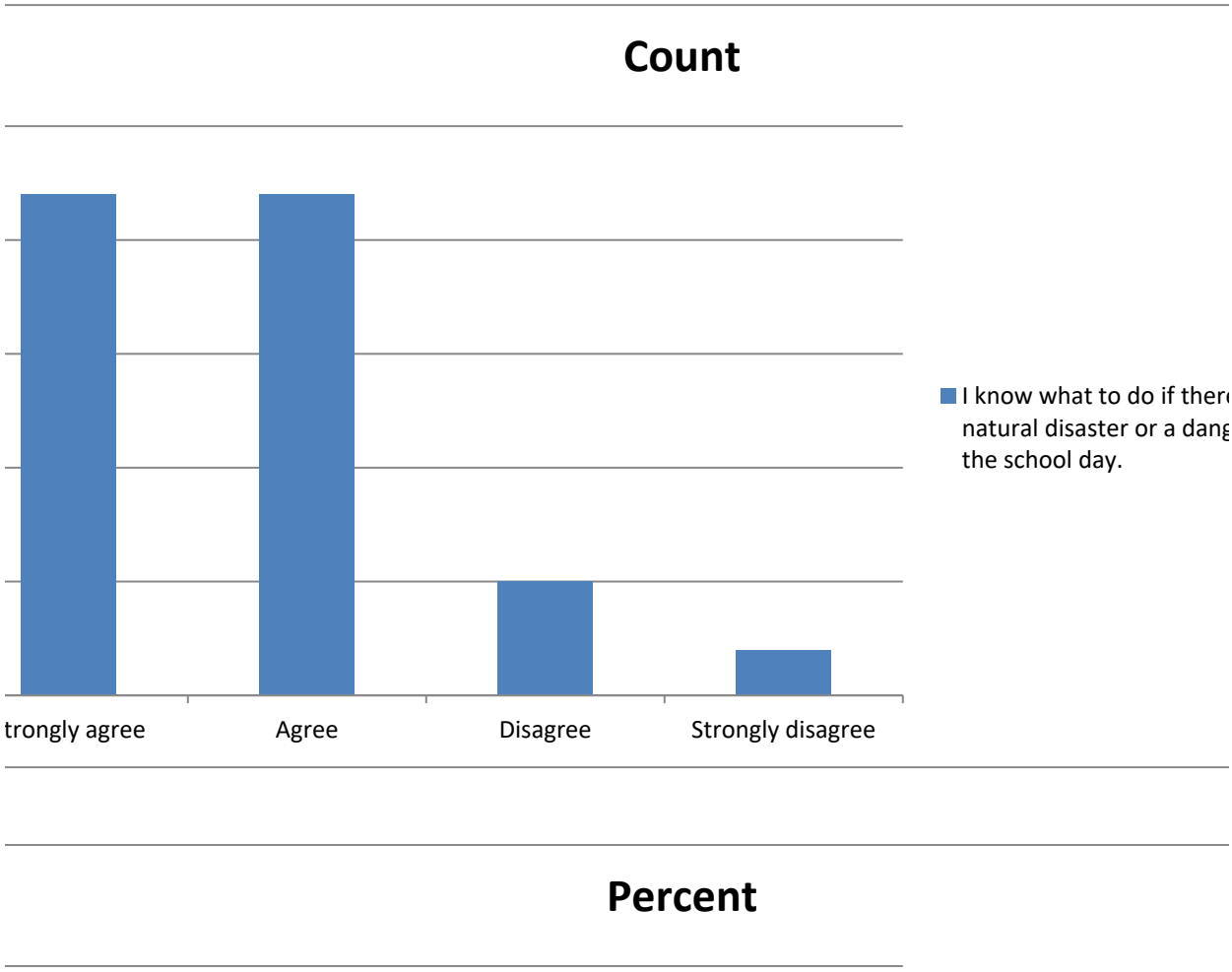

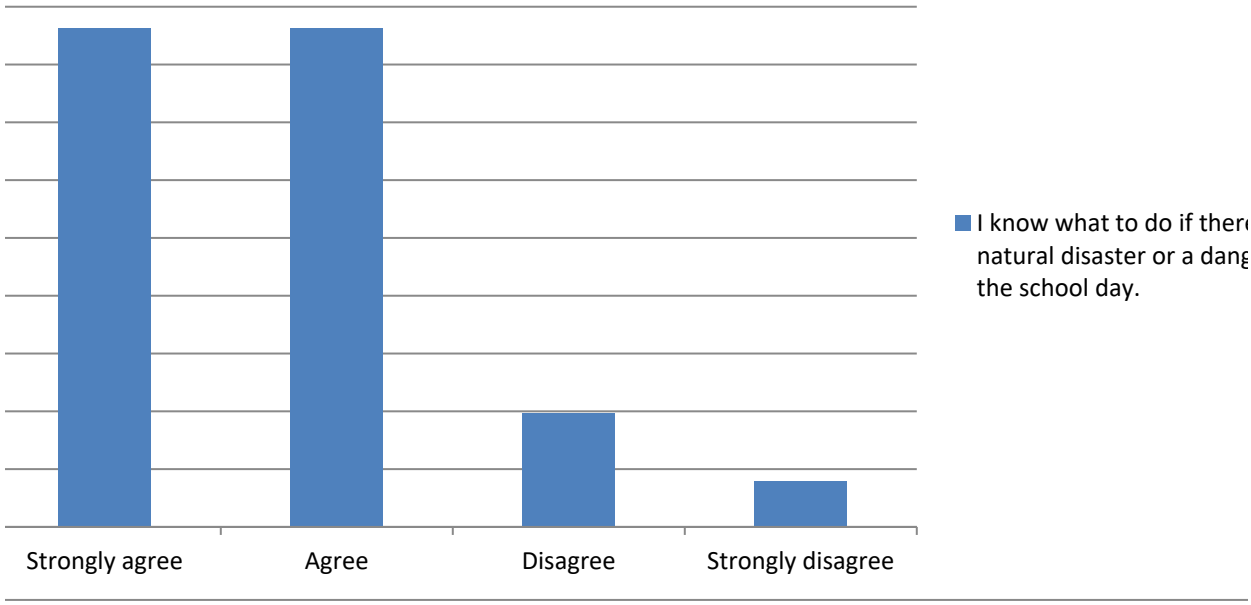
Strongly agree
Agree
Disagree
Strongly disagree
I know what to do if ther
natural disaster or a dang
the school day.

e is an emergency,
gerous situation during

e is an emergency,
gerous situation during

Summary of The school has a written plan that clearly describes procedures to be performed in an eme

Categorical Summary

Sample Siz	Number of Distinct Categories
51 of 51	5

The school	Count	Percent of	Confidence Interval (Percent of Data)
Strongly ag	23	45.1%	32.3% to 58.6%
Agree	18	35.3%	23.6% to 49.0%
Disagree	1	2.0%	0.3% to 10.3%
Strongly di	2	3.9%	1.1% to 13.2%
I don't kno	7	13.7%	6.8% to 25.7%

Select a chart and choose "Clustered Column", "100% Stacked Column", or "Pie" chart in Powerpoint or
To create a correct "100% Stacked Column" chart, choose the chart then click "Switch Row/Column" (P

Count

	The school
Strongly ag	23
Agree	18
Disagree	1
Strongly di	2
I don't kno	7

Percent

	The school has a written plan that clearly describes proce
Strongly ag	45.1%
Agree	35.3%
Disagree	2.0%
Strongly di	3.9%
I don't kno	13.7%

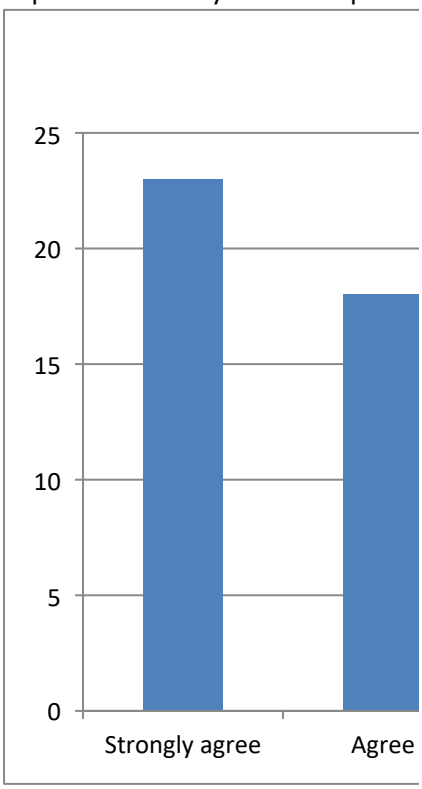

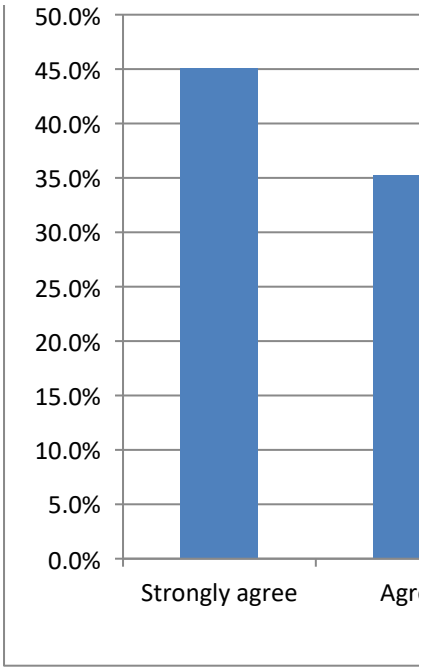
50.0%
45.0%
40.0%
35.0%
30.0%
25.0%
20.0%
15.0%
10.0%
5.0%
0.0%
Strongly agree
Agr

rgency.

· Excel, to change the chart type.
C) or "Switch Plot" (Mac) in the chart tools

edures to be performed in an emergency.

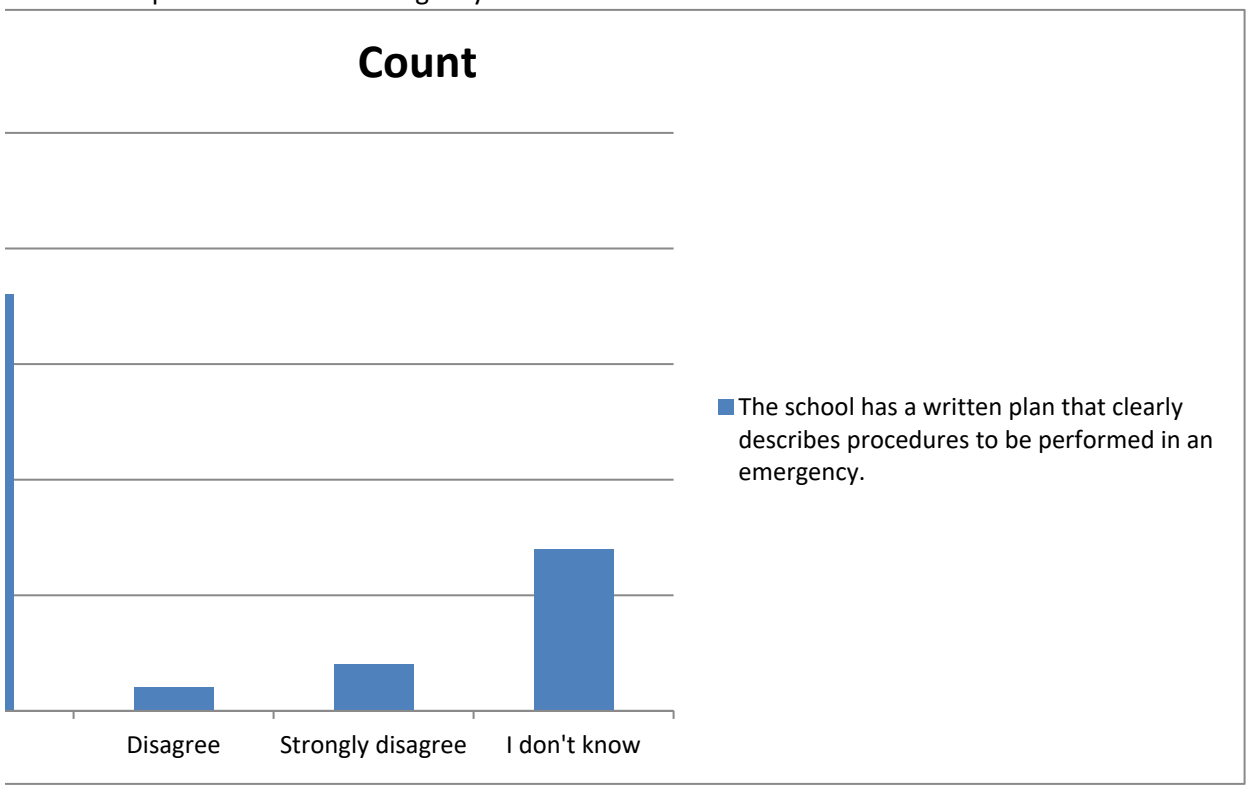

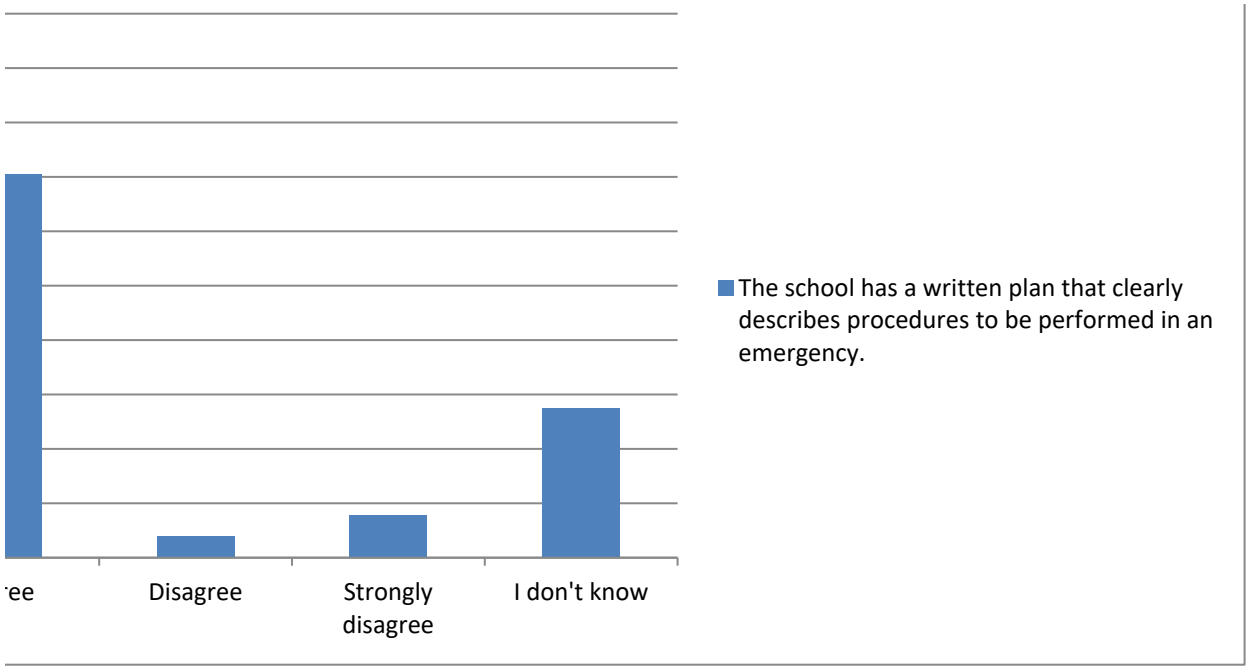
ee
Disagree
Strongly disagree
I don't know
The school has a written plan that clearly describes procedures to be performed in an emergency.

Summary of This school or LEA (district/charter) provides training in safety procedures to staff (e.g. lock

Categorical Summary

Sample Siz	Number of Distinct Categories
50 of 50	4

This school	Count	Percent of	Confidence Interval (Percent of Data)
Strongly ag	25	50.0%	36.6% to 63.4%
Agree	17	34.0%	22.4% to 47.8%
Disagree	4	8.0%	3.2% to 18.8%
Strongly di	4	8.0%	3.2% to 18.8%

Select a chart and choose "Clustered Column", "100% Stacked Column", or "Pie" chart in Powerpoint or
To create a correct "100% Stacked Column" chart, choose the chart then click "Switch Row/Column" (PC

Count

	This school
Strongly ag	25
Agree	17
Disagree	4
Strongly di	4

Percent

	This school or LEA (district/charter) provides training in sa
Strongly ag	50.0%
Agree	34.0%
Disagree	8.0%
Strongly di	8.0%

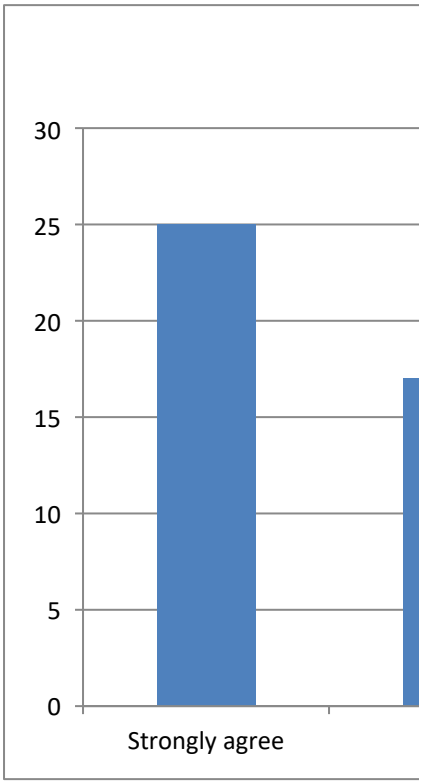

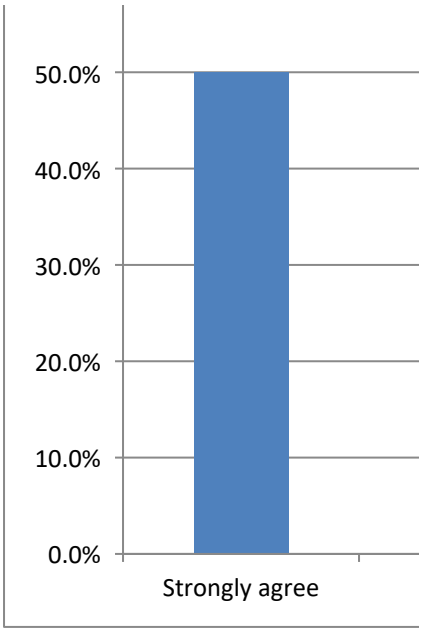
50.0%
40.0%
30.0%
20.0%
10.0%
0.0%
Strongly agree

:down, lockout, evacuate, shelter in place).

· Excel, to change the chart type.
C) or "Switch Plot" (Mac) in the chart tools

afety procedures to staff (e.g. lockdown, lockout, evacuate, shelter in place).

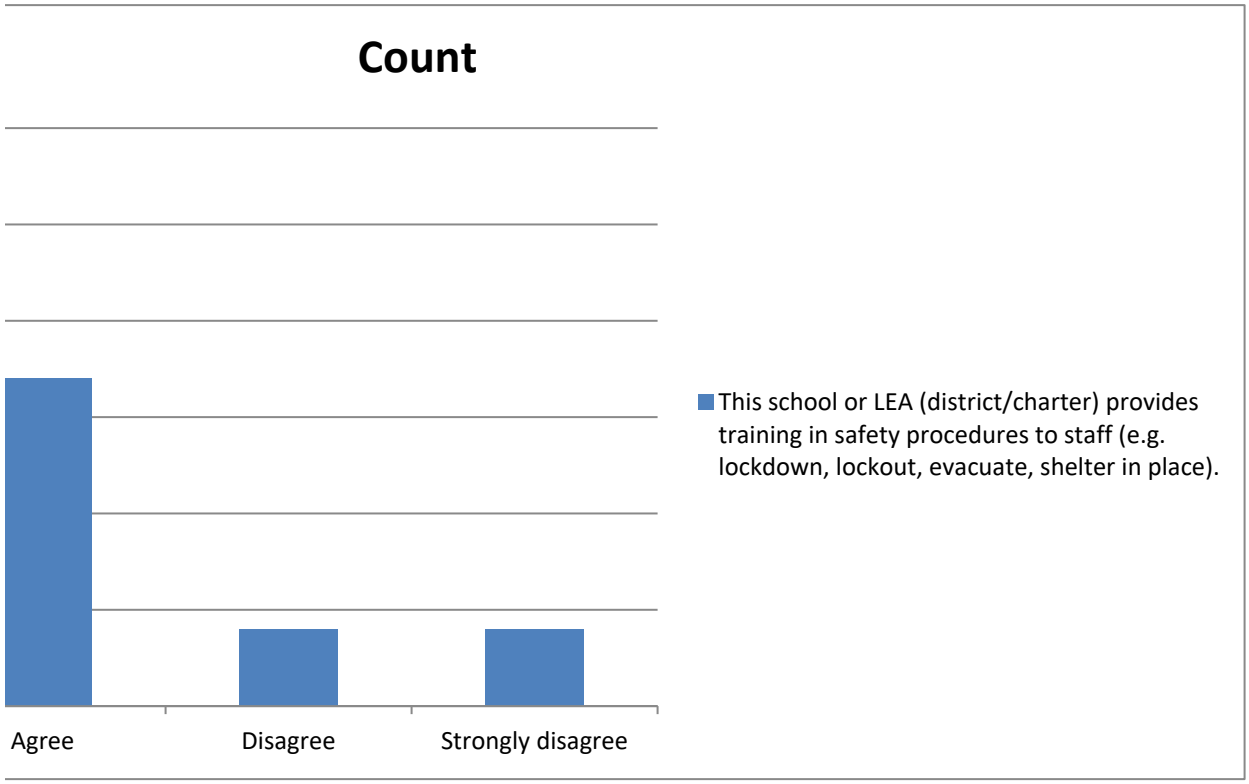

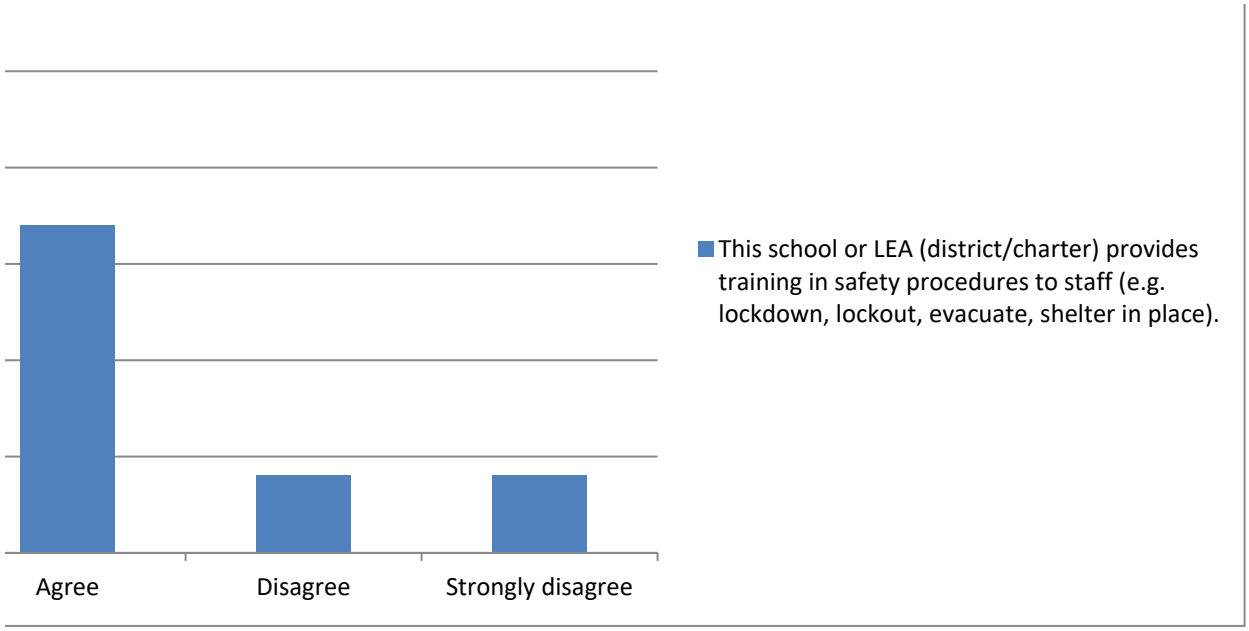
Agree
Disagree
Strongly disagree
This school or LEA (district/charter) provides training in safety procedures to staff (e.g. lockdown, lockout, evacuate, shelter in place).

Summary of My teaching is hindered by poor heating, cooling, and/or lighting systems at this school.

Categorical Summary

Sample Siz	Number of Distinct Categories
51 of 51	5

My teachin	Count	Percent of	Confidence Interval (Percent of Data)
Strongly ag	3	5.9%	2.0% to 15.9%
Agree	7	13.7%	6.8% to 25.7%
Disagree	18	35.3%	23.6% to 49.0%
Strongly di	13	25.5%	15.5% to 38.9%
Not applica	10	19.6%	11.0% to 32.5%

Select a chart and choose "Clustered Column", "100% Stacked Column", or "Pie" chart in Powerpoint or
To create a correct "100% Stacked Column" chart, choose the chart then click "Switch Row/Column" (PC

Count

	My teachin
Strongly ag	3
Agree	7
Disagree	18
Strongly di	13
Not applica	10

Percent

	My teaching is hindered by poor heating, cooling, and/or
Strongly ag	5.9%
Agree	13.7%
Disagree	35.3%
Strongly di	25.5%
Not applica	19.6%

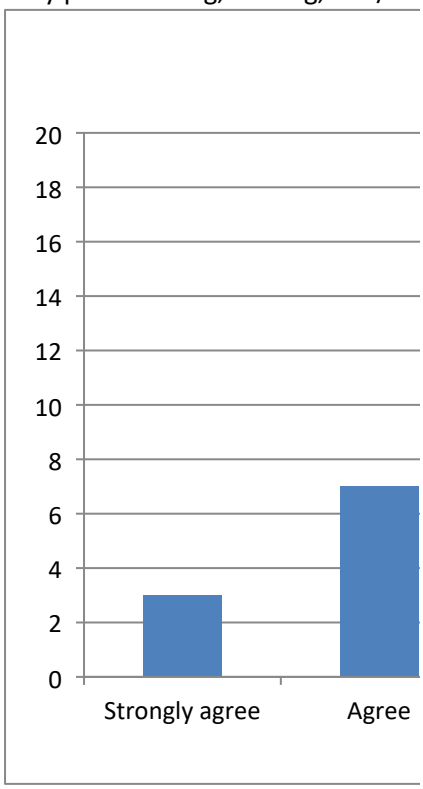

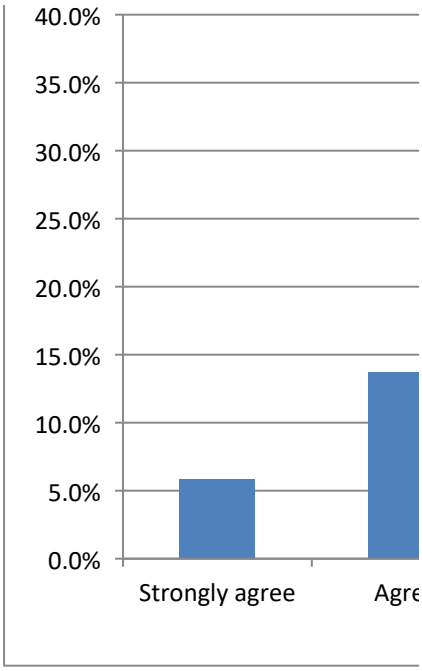
40.0%
35.0%
30.0%
25.0%
20.0%
15.0%
10.0%
5.0%
0.0%
Strongly agree
Agre

· Excel, to change the chart type.
C) or "Switch Plot" (Mac) in the chart tools

lighting systems at this school.

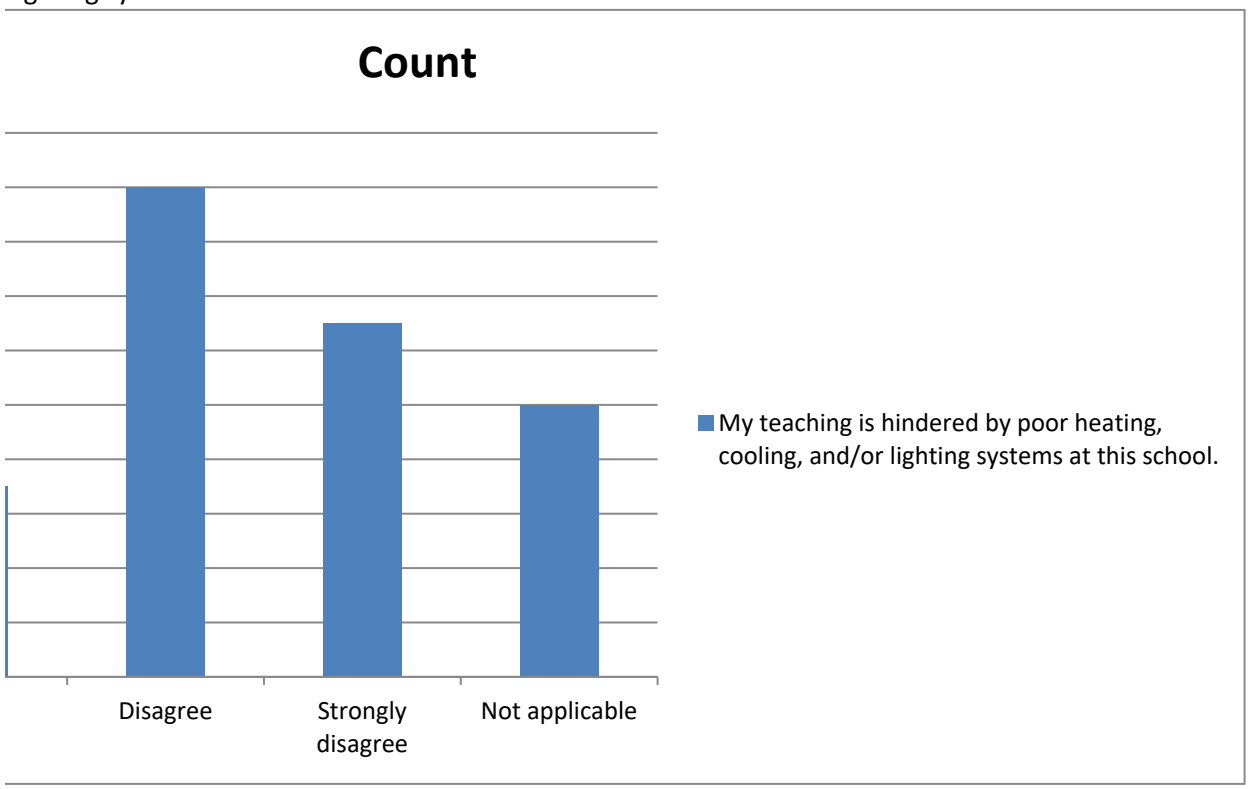

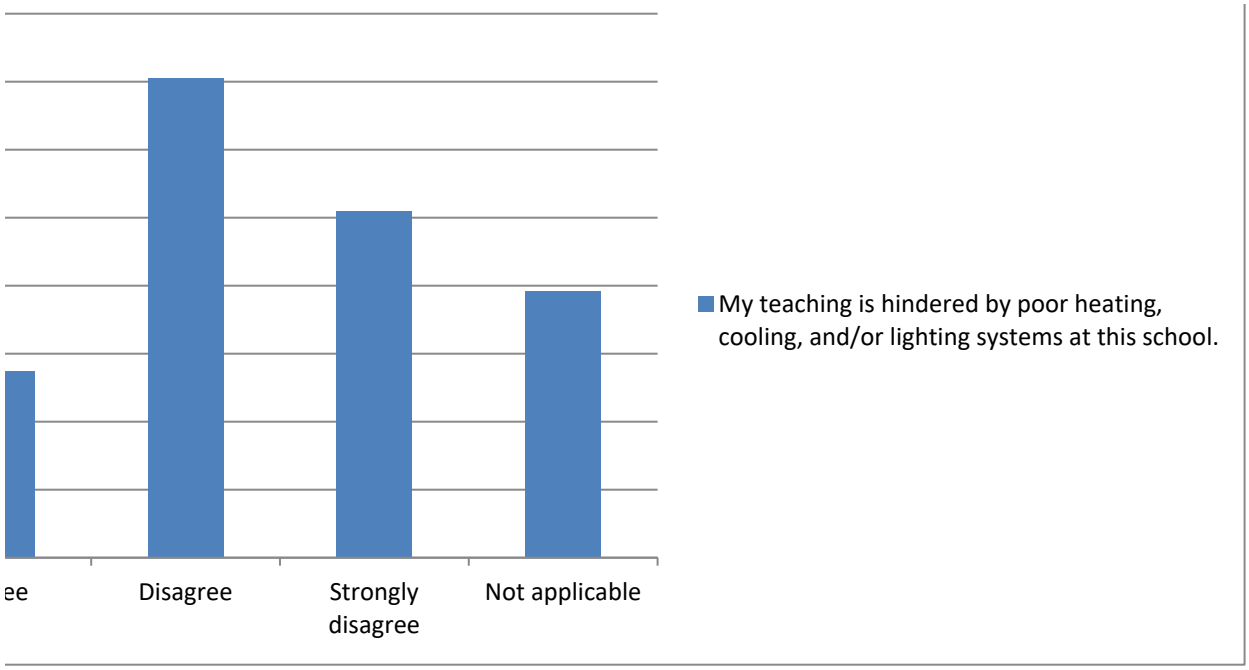
ee
Disagree
Strongly disagree
Not applicable
My teaching is hindered by poor heating, cooling, and/or lighting systems at this school.

Summary of School rules are applied equally to all students.

Categorical Summary

Sample Siz	Number of Distinct Categories
49 of 49	5

School rule	Count	Percent of	Confidence Interval (Percent of Data)
Strongly ag	13	26.5%	16.2% to 40.3%
Agree	18	36.7%	24.7% to 50.7%
Disagree	9	18.4%	10.0% to 31.4%
Strongly di	2	4.1%	1.1% to 13.7%
I don't kno	7	14.3%	7.1% to 26.7%

Select a chart and choose "Clustered Column", "100% Stacked Column", or "Pie" chart in Powerpoint or
To create a correct "100% Stacked Column" chart, choose the chart then click "Switch Row/Column" (PC

Count

School rule	
Strongly ag	13
Agree	18
Disagree	9
Strongly di	2
I don't kno	7

Percent

School rules are applied equally to all students.	
Strongly ag	26.5%
Agree	36.7%
Disagree	18.4%
Strongly di	4.1%
I don't kno	14.3%

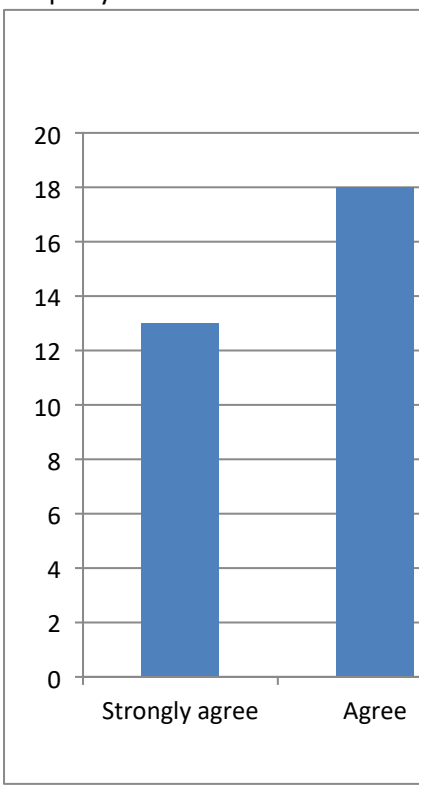

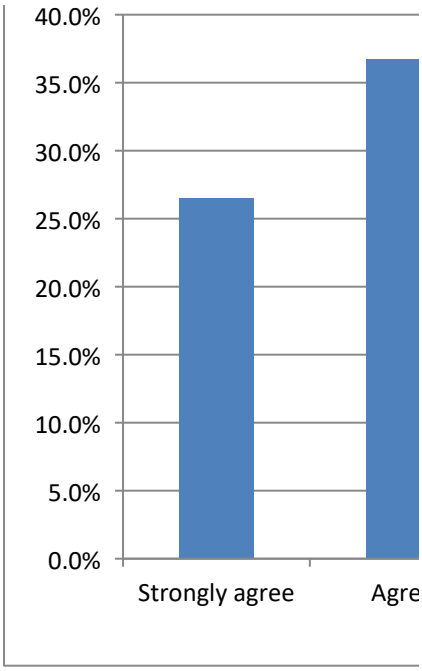
40.0%
35.0%
30.0%
25.0%
20.0%
15.0%
10.0%
5.0%
0.0%
Strongly agree
Agre

· Excel, to change the chart type.
C) or "Switch Plot" (Mac) in the chart tools

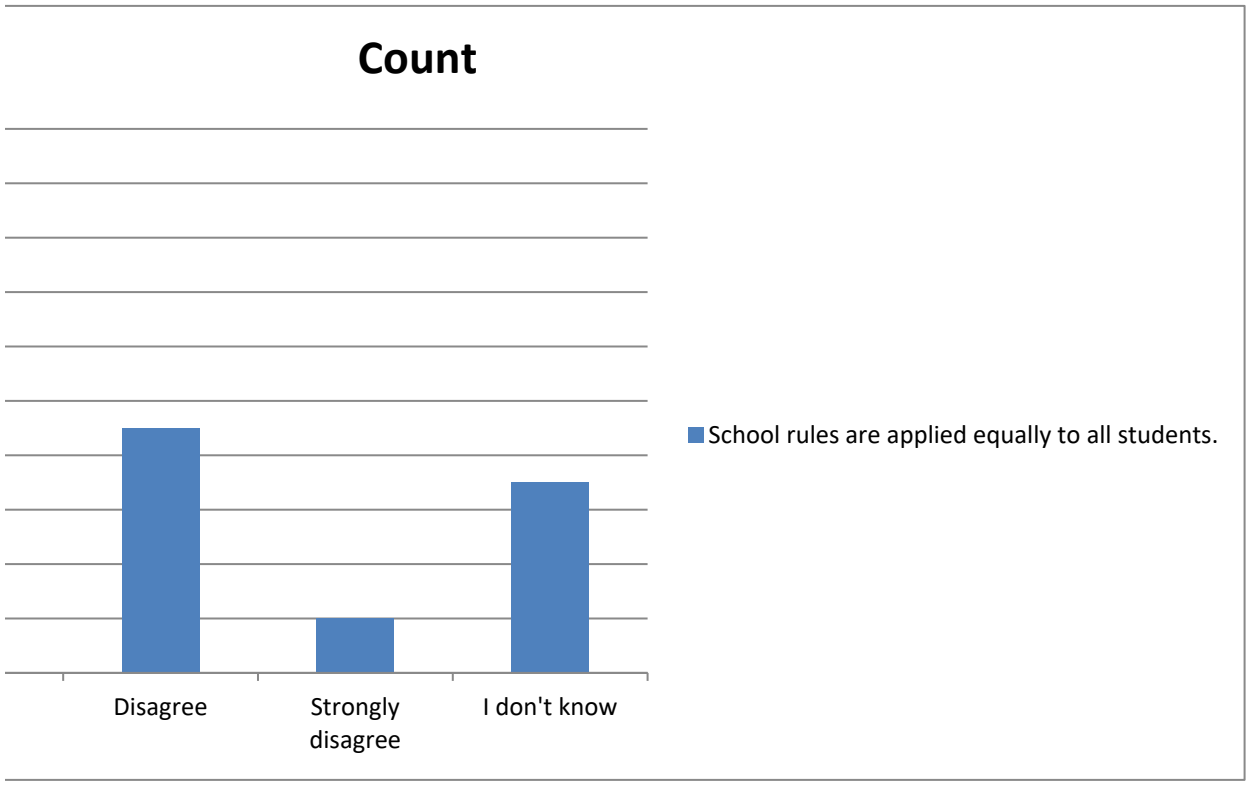

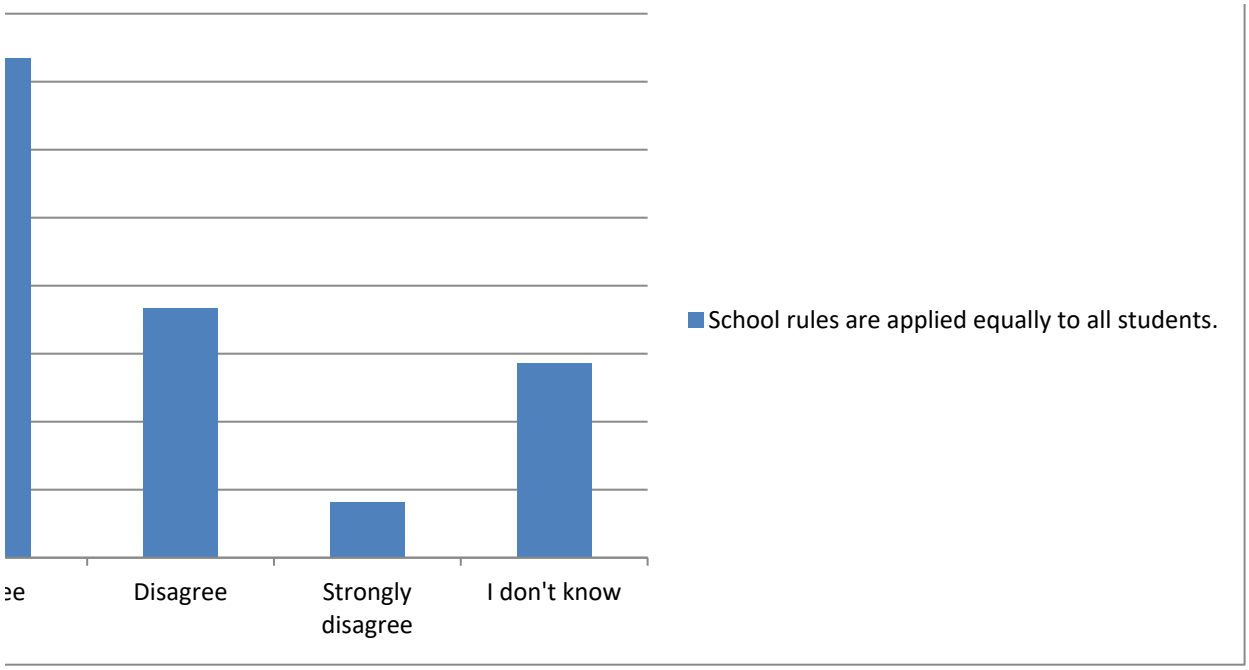
ee
Disagree
Strongly disagree
I don't know
School rules are applied equally to all students.

Summary of At this school, all students are treated equally, regardless of whether their parents are rich

Categorical Summary

Sample Siz	Number of Distinct Categories
49 of 49	5

At this schc	Count	Percent of	Confidence Interval (Percent of Data)
Strongly ag	17	34.7%	22.9% to 48.7%
Agree	17	34.7%	22.9% to 48.7%
Disagree	8	16.3%	8.5% to 29.0%
Strongly di	2	4.1%	1.1% to 13.7%
I don't kno	5	10.2%	4.4% to 21.8%

Select a chart and choose "Clustered Column", "100% Stacked Column", or "Pie" chart in Powerpoint or
To create a correct "100% Stacked Column" chart, choose the chart then click "Switch Row/Column" (PC

Count

	At this schc
Strongly ag	17
Agree	17
Disagree	8
Strongly di	2
I don't kno	5

Percent

	At this school, all students are treated equally, regardless
Strongly ag	34.7%
Agree	34.7%
Disagree	16.3%
Strongly di	4.1%
I don't kno	10.2%

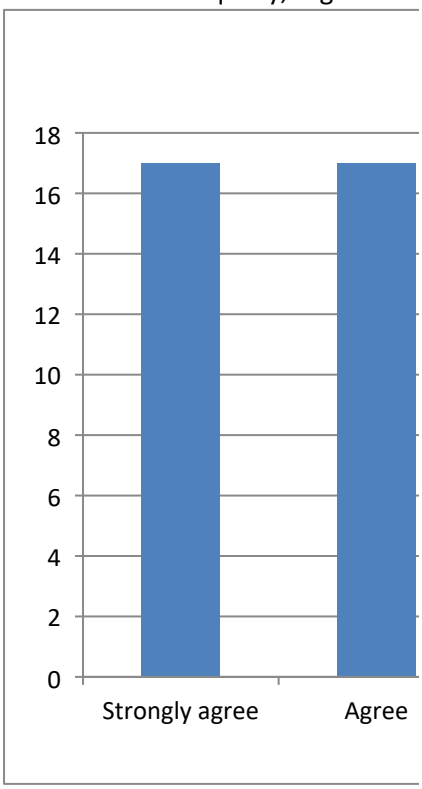

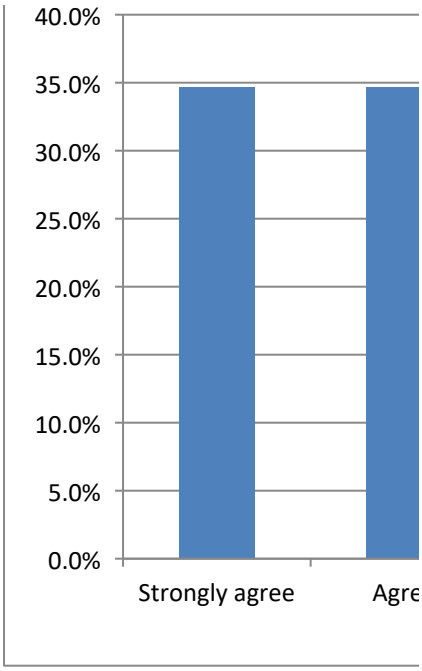
40.0%
35.0%
30.0%
25.0%
20.0%
15.0%
10.0%
5.0%
0.0%
Strongly agree
Agre

or poor.

Excel, to change the chart type.
C) or "Switch Plot" (Mac) in the chart tools

of whether their parents are rich or poor.

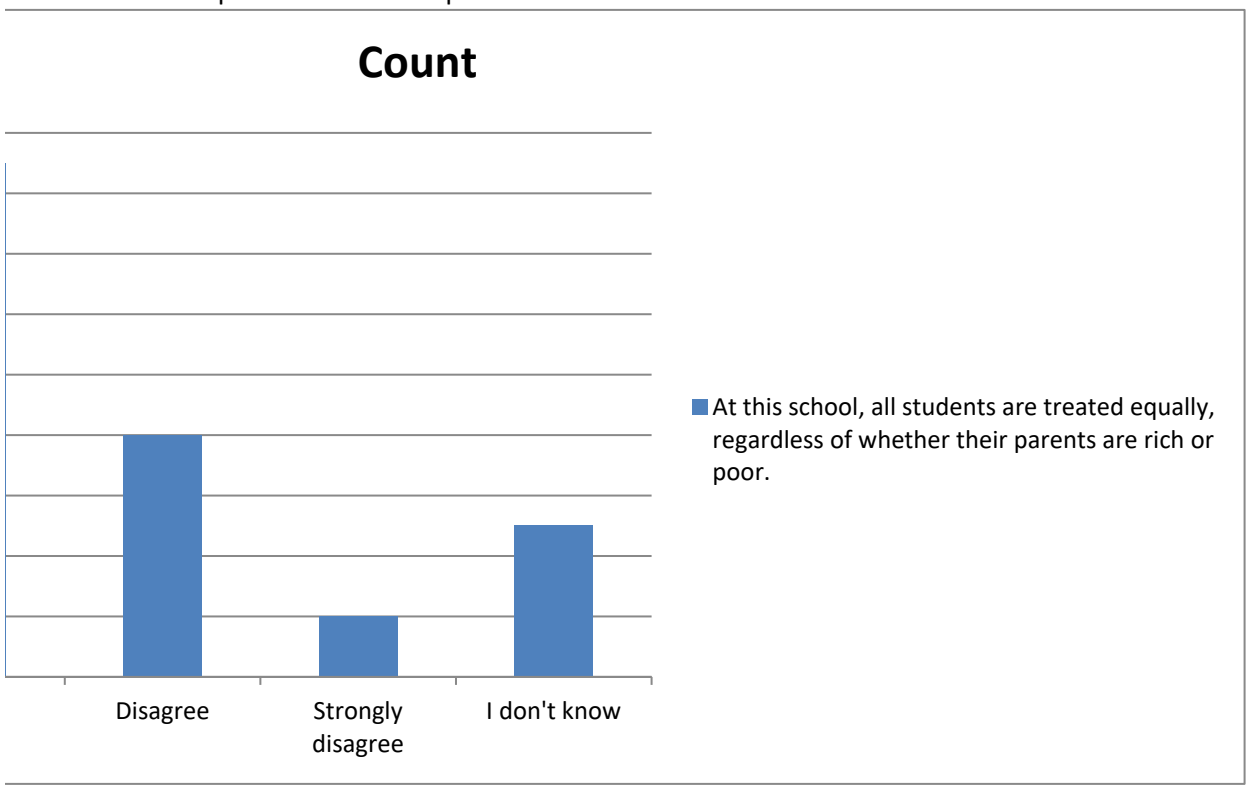

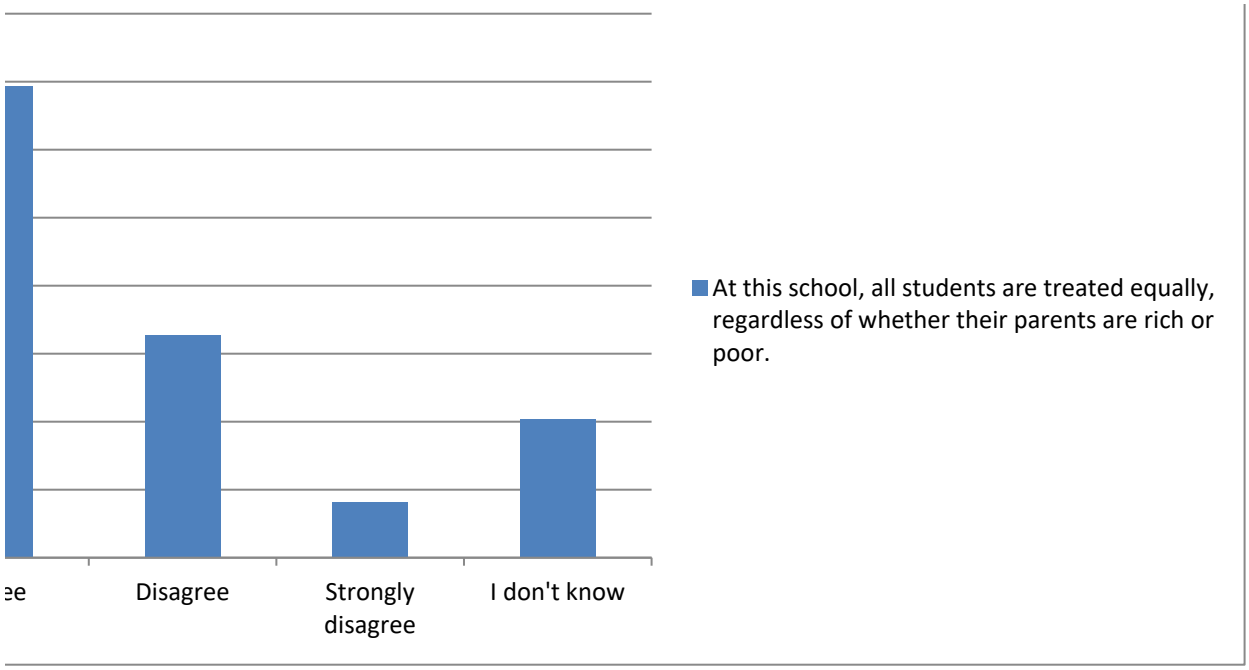
ee
Disagree
Strongly disagree
I don't know
At this school, all students are treated equally, regardless of whether their parents are rich or poor.

Summary of My school is a safe place for students.

Categorical Summary

Sample Size	Number of Distinct Categories
49 of 49	4

My school i	Count	Percent of	Confidence Interval (Percent of Data)
Strongly ag	22	44.9%	31.9% to 58.7%
Agree	24	49.0%	35.6% to 62.5%
Disagree	2	4.1%	1.1% to 13.7%
Strongly di	1	2.0%	0.4% to 10.7%

Select a chart and choose "Clustered Column", "100% Stacked Column", or "Pie" chart in Powerpoint or
To create a correct "100% Stacked Column" chart, choose the chart then click "Switch Row/Column" (PC

Count

	My school i
Strongly ag	22
Agree	24
Disagree	2
Strongly di	1

Percent

	My school is a safe place for students.
Strongly ag	44.9%
Agree	49.0%
Disagree	4.1%
Strongly di	2.0%

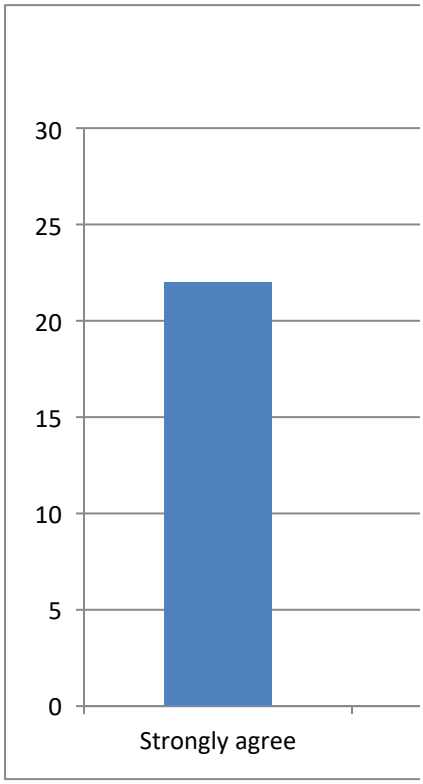

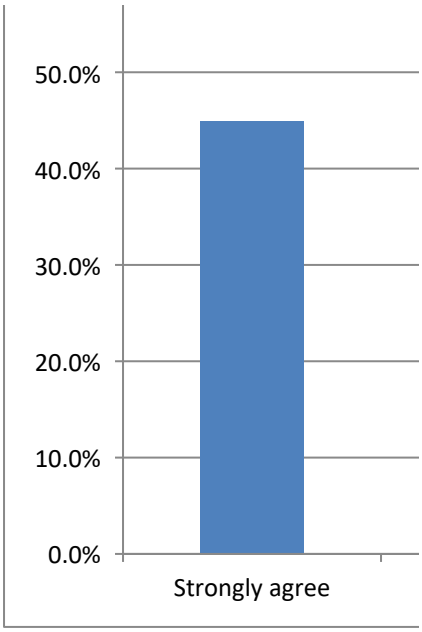
50.0%
40.0%
30.0%
20.0%
10.0%
0.0%
Strongly agree

· Excel, to change the chart type.
C) or "Switch Plot" (Mac) in the chart tools

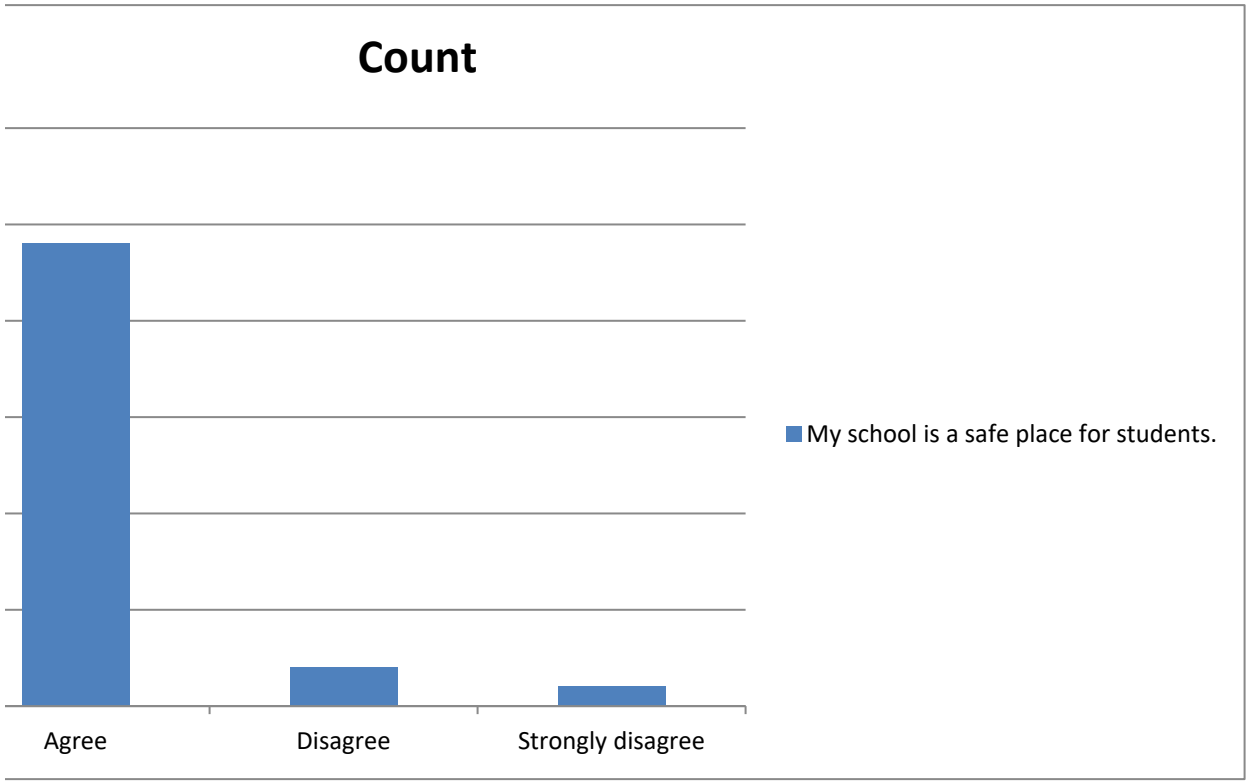

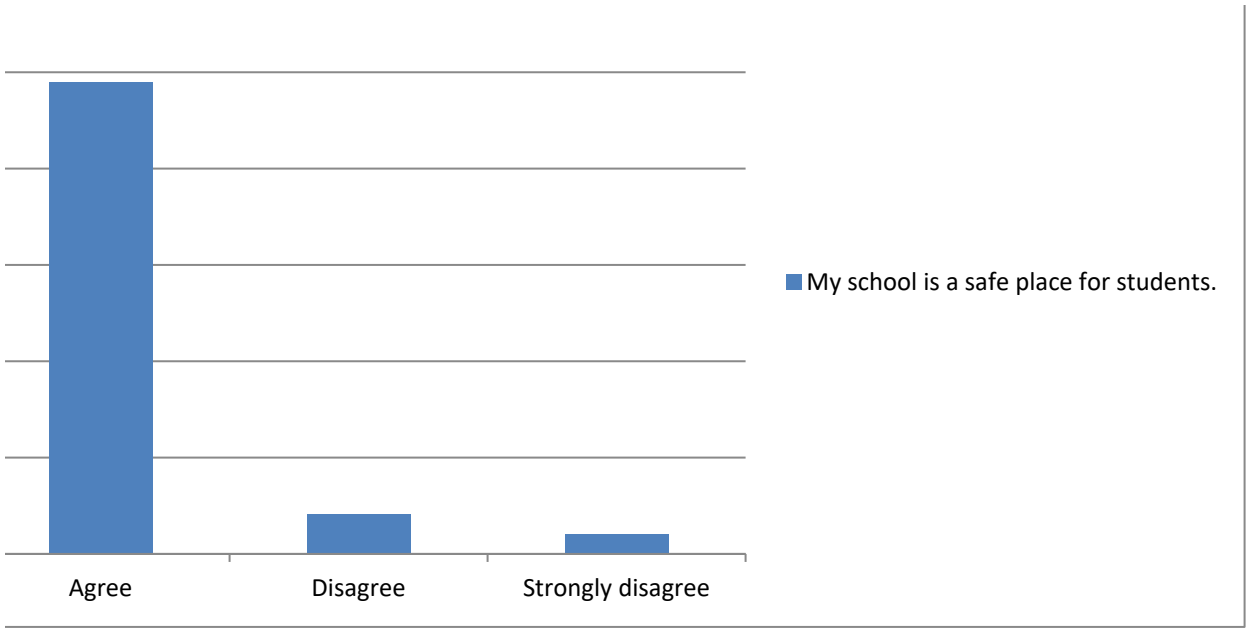
Agree
Disagree
Strongly disagree
My school is a safe place for students.

Summary of Students and adults listen to each other at our school.

Categorical Summary

Sample Siz	Number of Distinct Categories
47 of 47	4

Students a	Count	Percent of	Confidence Interval (Percent of Data)
Strongly ag	12	25.5%	15.3% to 39.5%
Agree	28	59.6%	45.3% to 72.4%
Disagree	5	10.6%	4.6% to 22.6%
Strongly di	2	4.3%	1.2% to 14.2%

Select a chart and choose "Clustered Column", "100% Stacked Column", or "Pie" chart in Powerpoint or
To create a correct "100% Stacked Column" chart, choose the chart then click "Switch Row/Column" (P

Count

	Students a
Strongly ag	12
Agree	28
Disagree	5
Strongly di	2

Percent

	Students and adults listen to each other at our school.
Strongly ag	25.5%
Agree	59.6%
Disagree	10.6%
Strongly di	4.3%

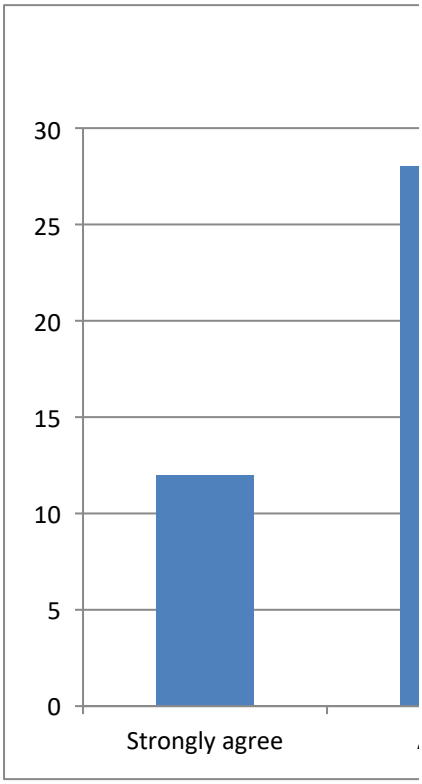

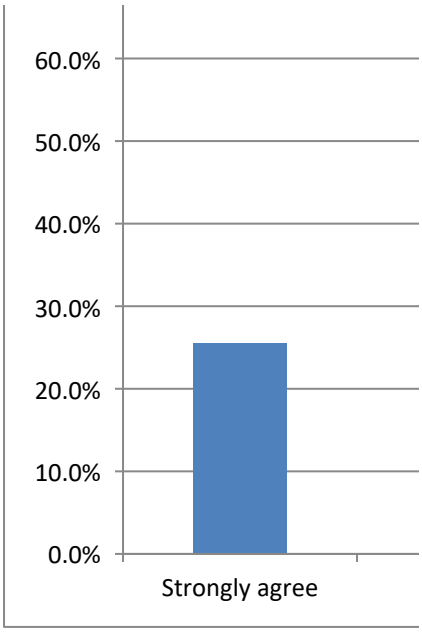
60.0%
50.0%
40.0%
30.0%
20.0%
10.0%
0.0%
Strongly agree

· Excel, to change the chart type.
C) or "Switch Plot" (Mac) in the chart tools

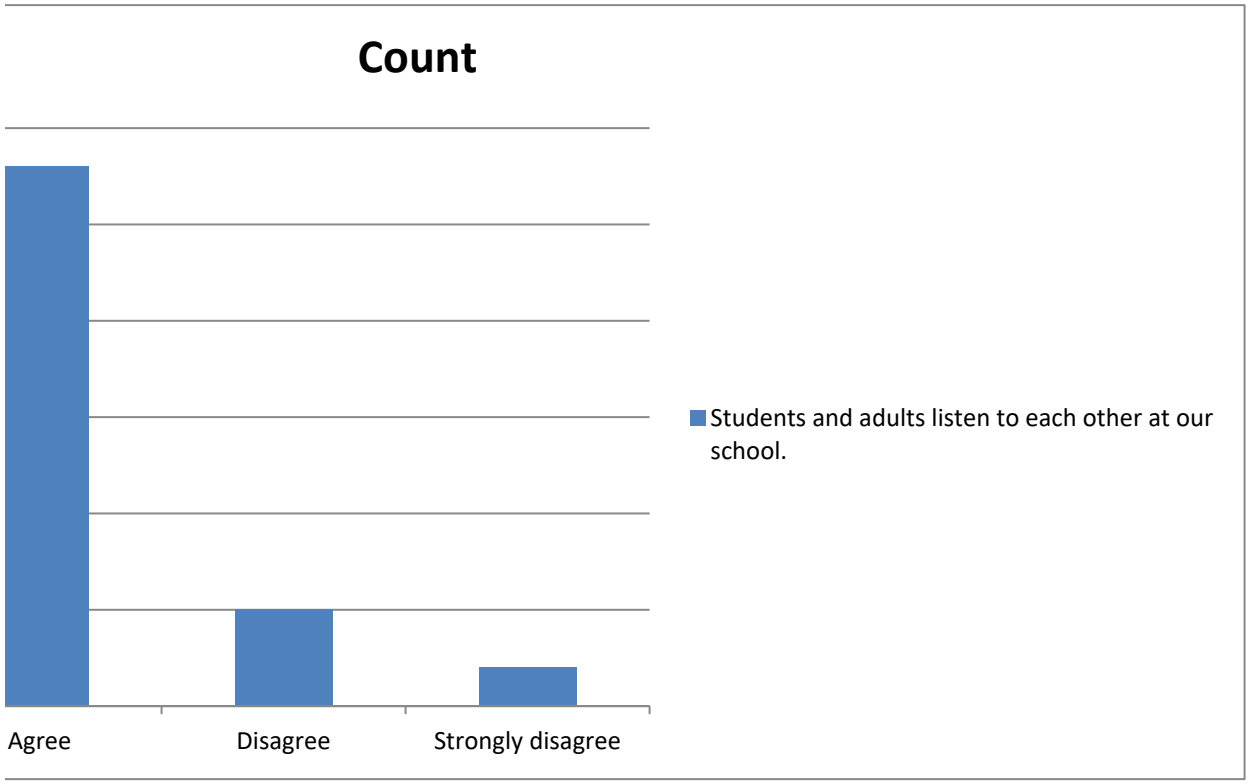

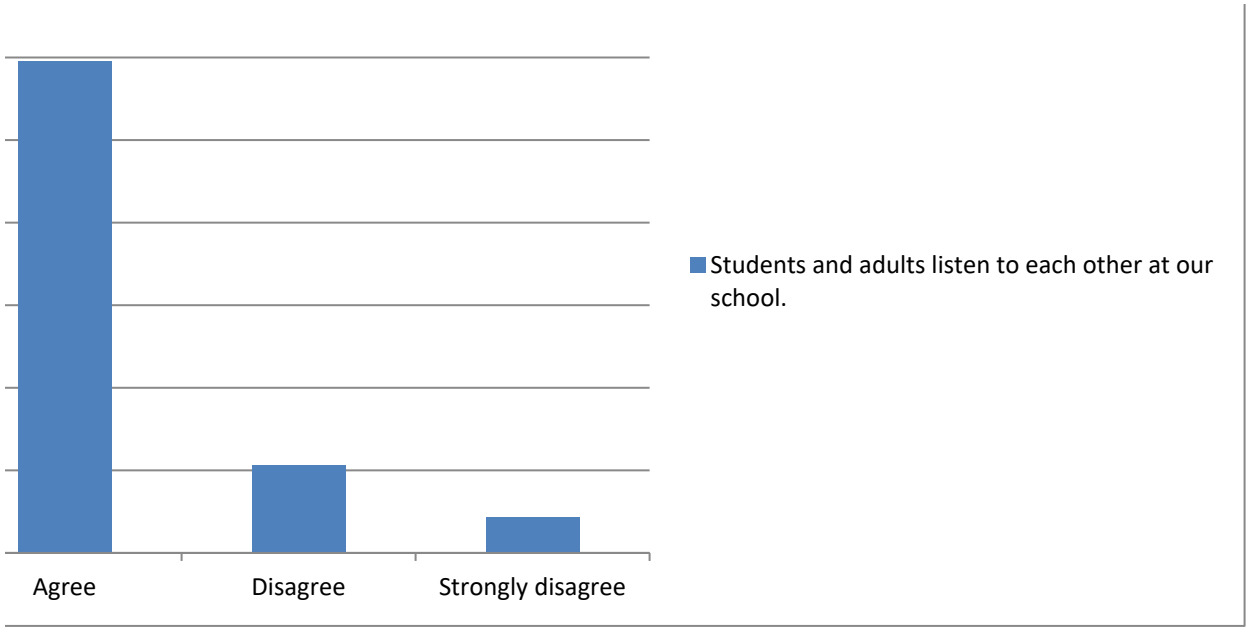
Agree
Disagree
Strongly disagree
Students and adults listen to each other at our school.

Summary of This school collaborates with community organizations to address youth concerns.

Categorical Summary

Sample Siz	Number of Distinct Categories
48 of 48	5

This school	Count	Percent of	Confidence Interval (Percent of Data)
Strongly ag	16	33.3%	21.7% to 47.5%
Agree	20	41.7%	28.8% to 55.7%
Disagree	5	10.4%	4.5% to 22.2%
Strongly di	3	6.3%	2.1% to 16.8%
I don't kno	4	8.3%	3.3% to 19.6%

Select a chart and choose "Clustered Column", "100% Stacked Column", or "Pie" chart in Powerpoint or
To create a correct "100% Stacked Column" chart, choose the chart then click "Switch Row/Column" (PC

Count

	This school
Strongly ag	16
Agree	20
Disagree	5
Strongly di	3
I don't kno	4

Percent

	This school collaborates with community organizations to
Strongly ag	33.3%
Agree	41.7%
Disagree	10.4%
Strongly di	6.3%
I don't kno	8.3%

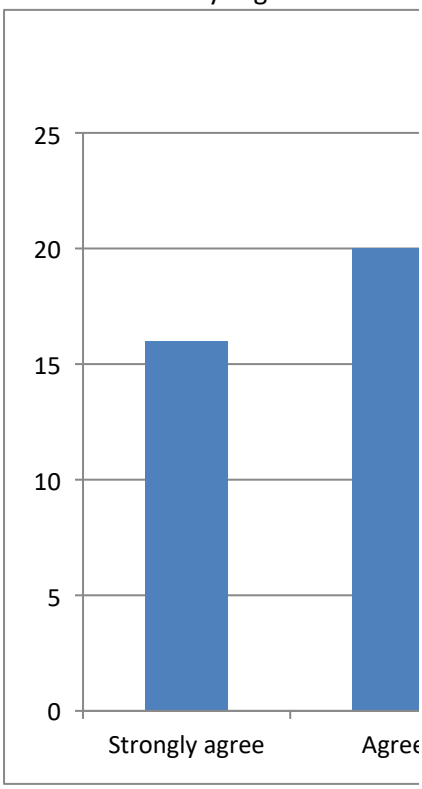

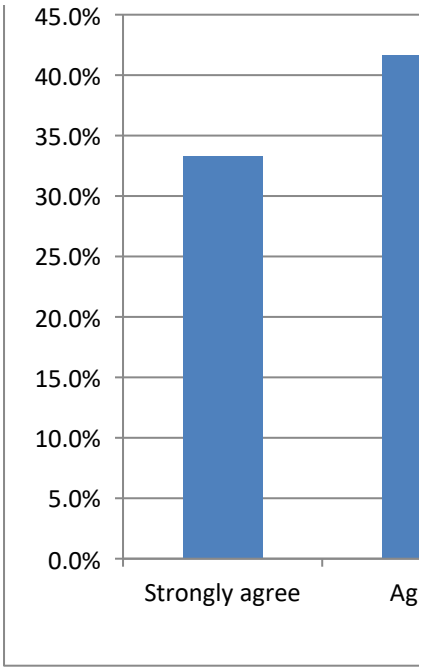
45.0%
40.0%
35.0%
30.0%
25.0%
20.0%
15.0%
10.0%
5.0%
0.0%
Strongly agree
Ag

· Excel, to change the chart type.
C) or "Switch Plot" (Mac) in the chart tools

› address youth concerns.

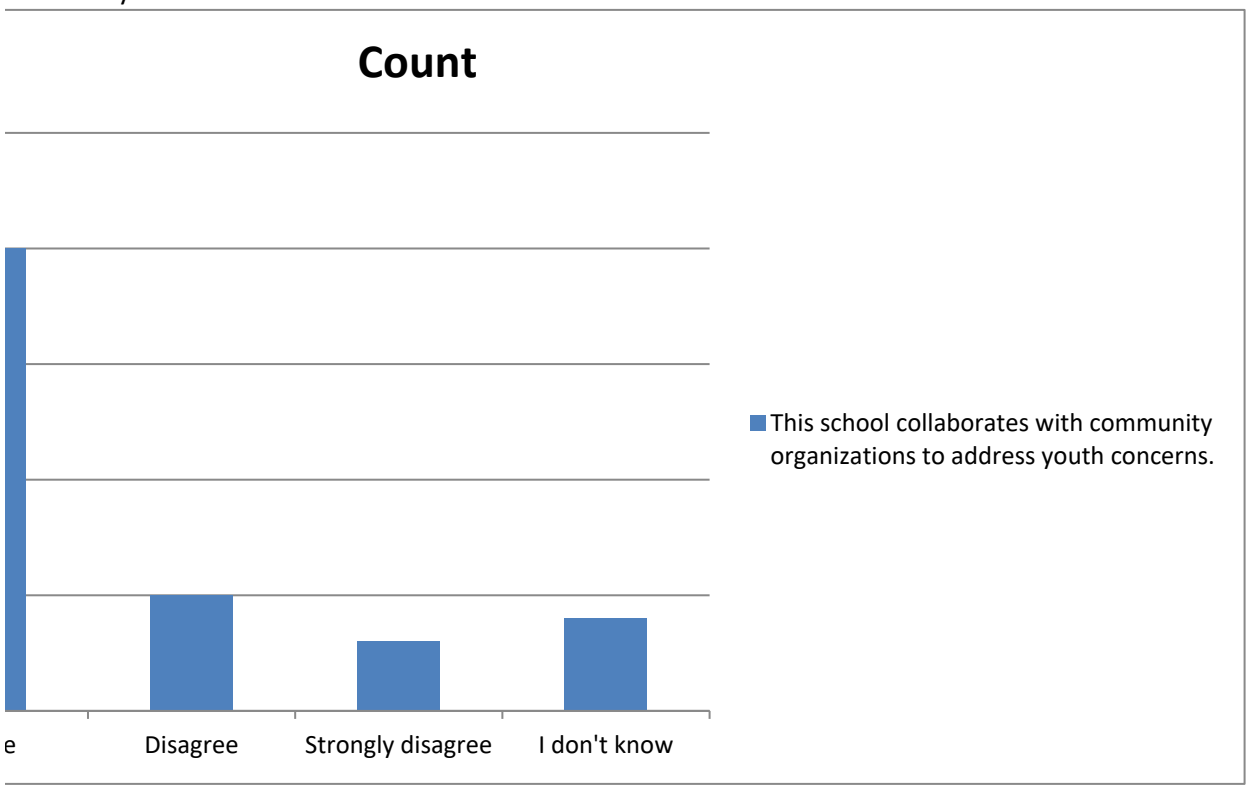

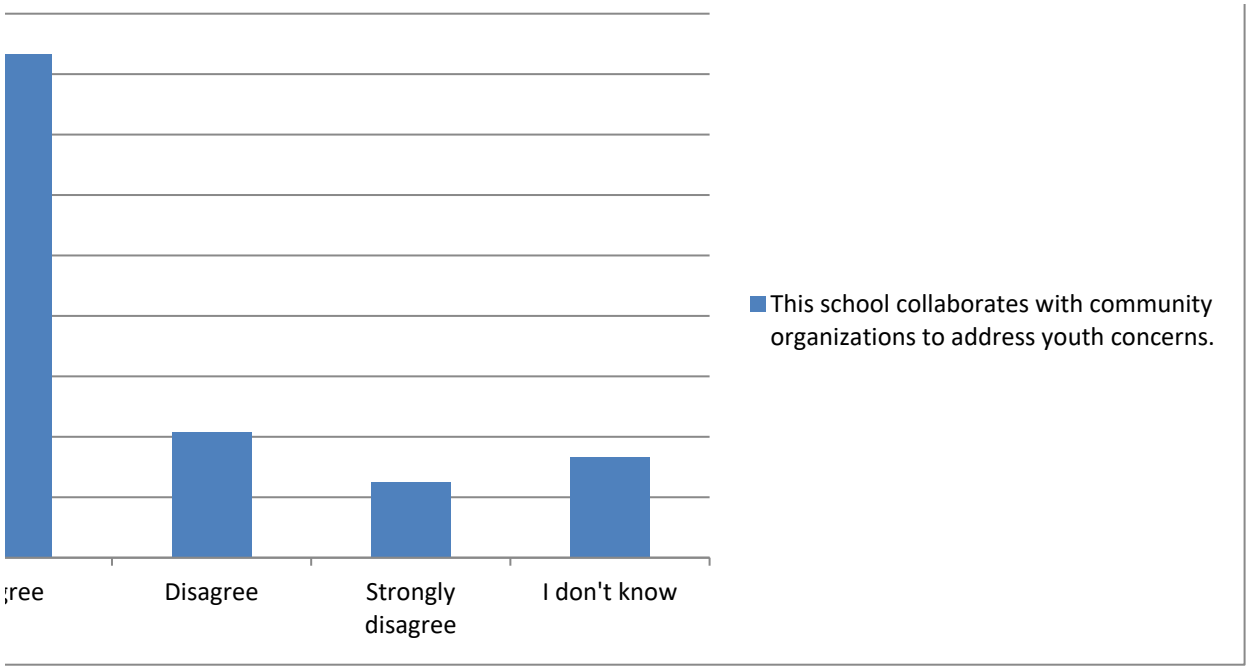
gree
Disagree
Strongly disagree
I don't know
This school collaborates with community organizations to address youth concerns.

Summary of Students learn about healthy relationships and communication at school.

Categorical Summary

Sample Siz	Number of Distinct Categories
48 of 48	5

Students le	Count	Percent of	Confidence Interval (Percent of Data)
Strongly ag	14	29.2%	18.2% to 43.2%
Agree	23	47.9%	34.5% to 61.7%
Disagree	5	10.4%	4.5% to 22.2%
Strongly di	2	4.2%	1.2% to 14.0%
I don't kno	4	8.3%	3.3% to 19.6%

Select a chart and choose "Clustered Column", "100% Stacked Column", or "Pie" chart in Powerpoint or
To create a correct "100% Stacked Column" chart, choose the chart then click "Switch Row/Column" (PC

Count

	Students le
Strongly ag	14
Agree	23
Disagree	5
Strongly di	2
I don't kno	4

Percent

	Students learn about healthy relationships and communic
Strongly ag	29.2%
Agree	47.9%
Disagree	10.4%
Strongly di	4.2%
I don't kno	8.3%

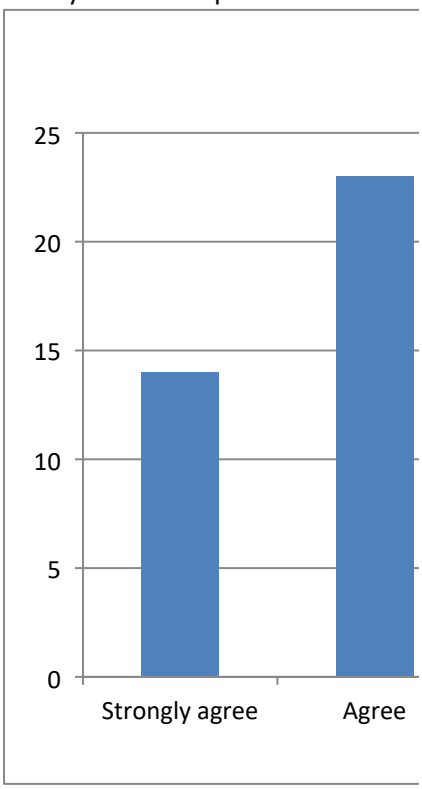

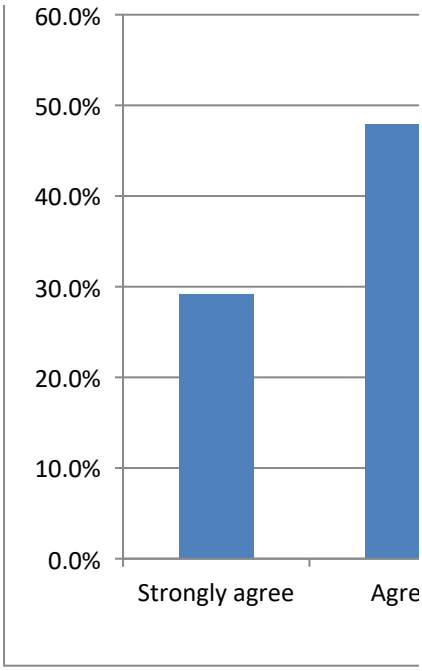
60.0%
50.0%
40.0%
30.0%
20.0%
10.0%
0.0%
Strongly agree
Agre

· Excel, to change the chart type.
C) or "Switch Plot" (Mac) in the chart tools

cation at school.

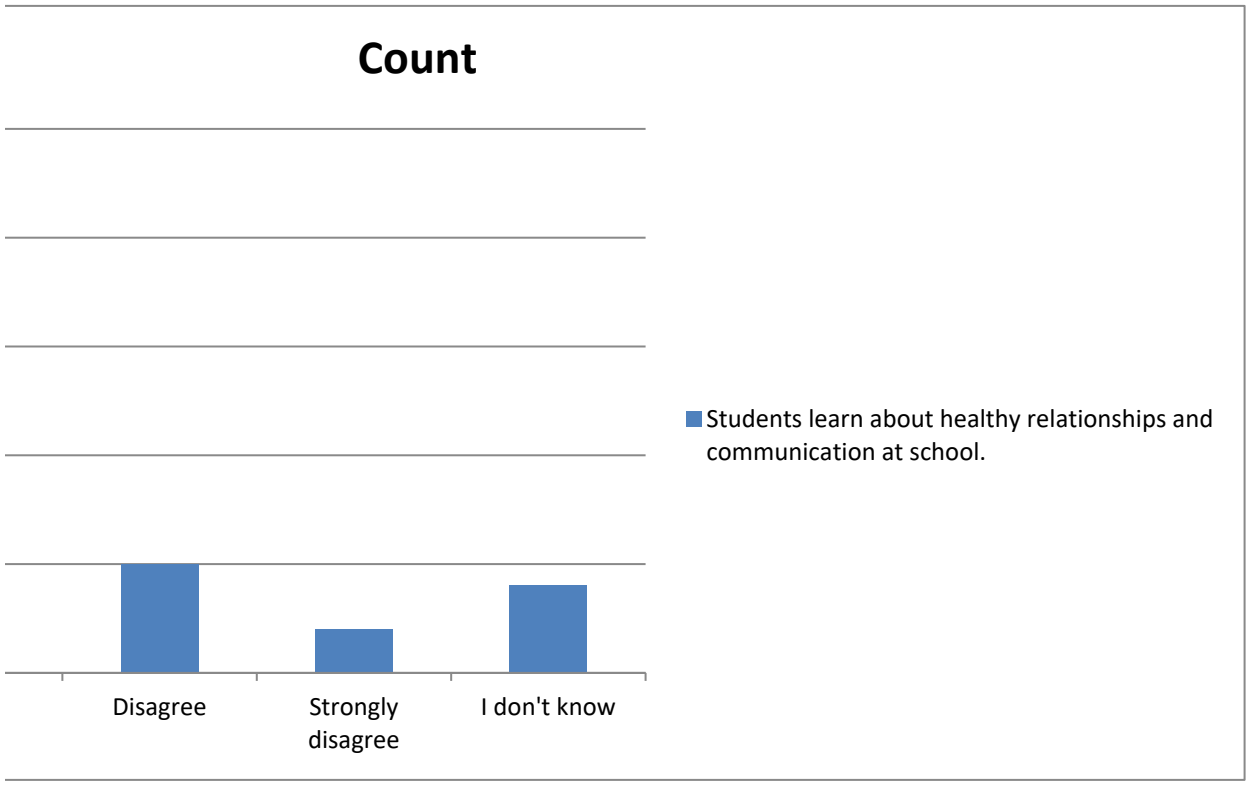

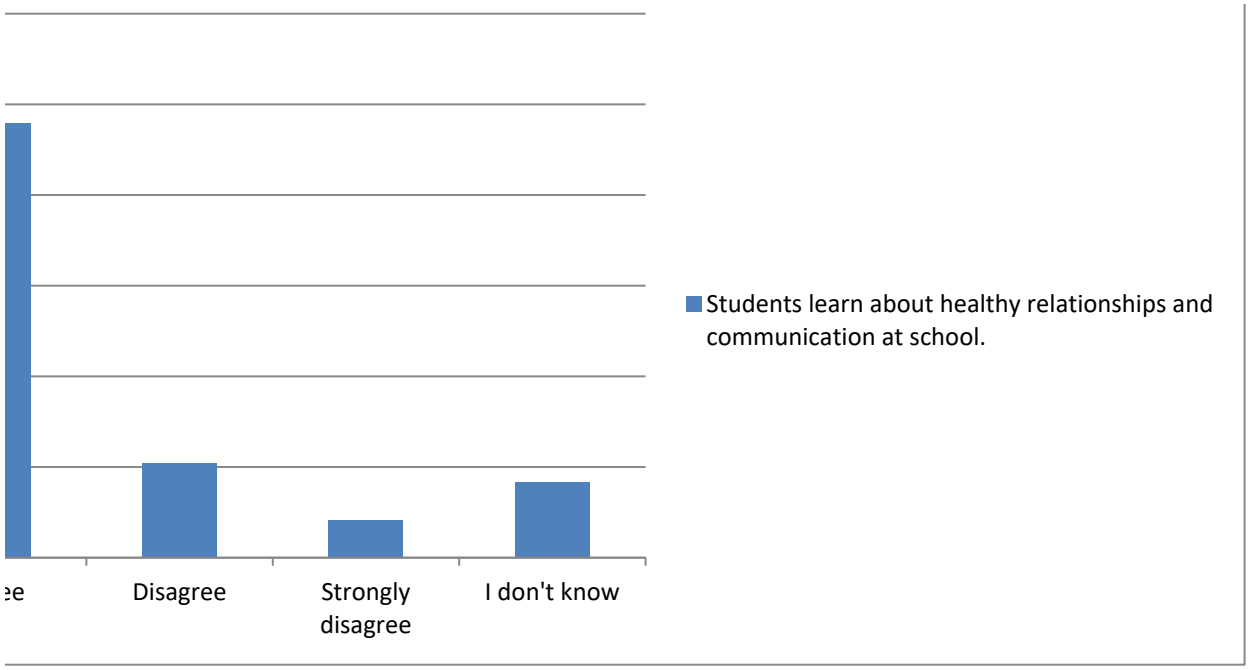
ee
Disagree
Strongly disagree
I don't know
Students learn about healthy relationships and communication at school.

Summary of I have personally taught schoolwide expectations to my students in the last two months.

Categorical Summary

Sample Size	Number of Distinct Categories
48 of 48	4

I have pers	Count	Percent of	Confidence Interval (Percent of Data)
Strongly ag	9	18.8%	10.2% to 31.9%
Agree	19	39.6%	27.0% to 53.7%
Disagree	7	14.6%	7.2% to 27.2%
Not applica	13	27.1%	16.6% to 41.0%

Select a chart and choose "Clustered Column", "100% Stacked Column", or "Pie" chart in Powerpoint or
To create a correct "100% Stacked Column" chart, choose the chart then click "Switch Row/Column" (PC

Count

	I have pers
Strongly ag	9
Agree	19
Disagree	7
Not applica	13

Percent

	I have personally taught schoolwide expectations to my st
Strongly ag	18.8%
Agree	39.6%
Disagree	14.6%
Not applica	27.1%

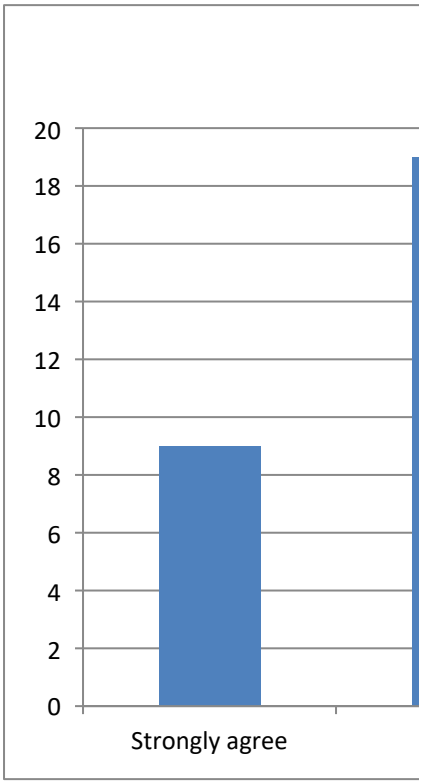

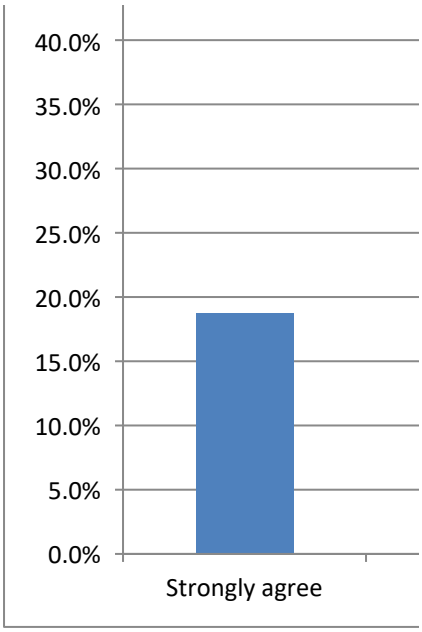
40.0%
35.0%
30.0%
25.0%
20.0%
15.0%
10.0%
5.0%
0.0%
Strongly agree

· Excel, to change the chart type.
C) or "Switch Plot" (Mac) in the chart tools

tudents in the last two months.

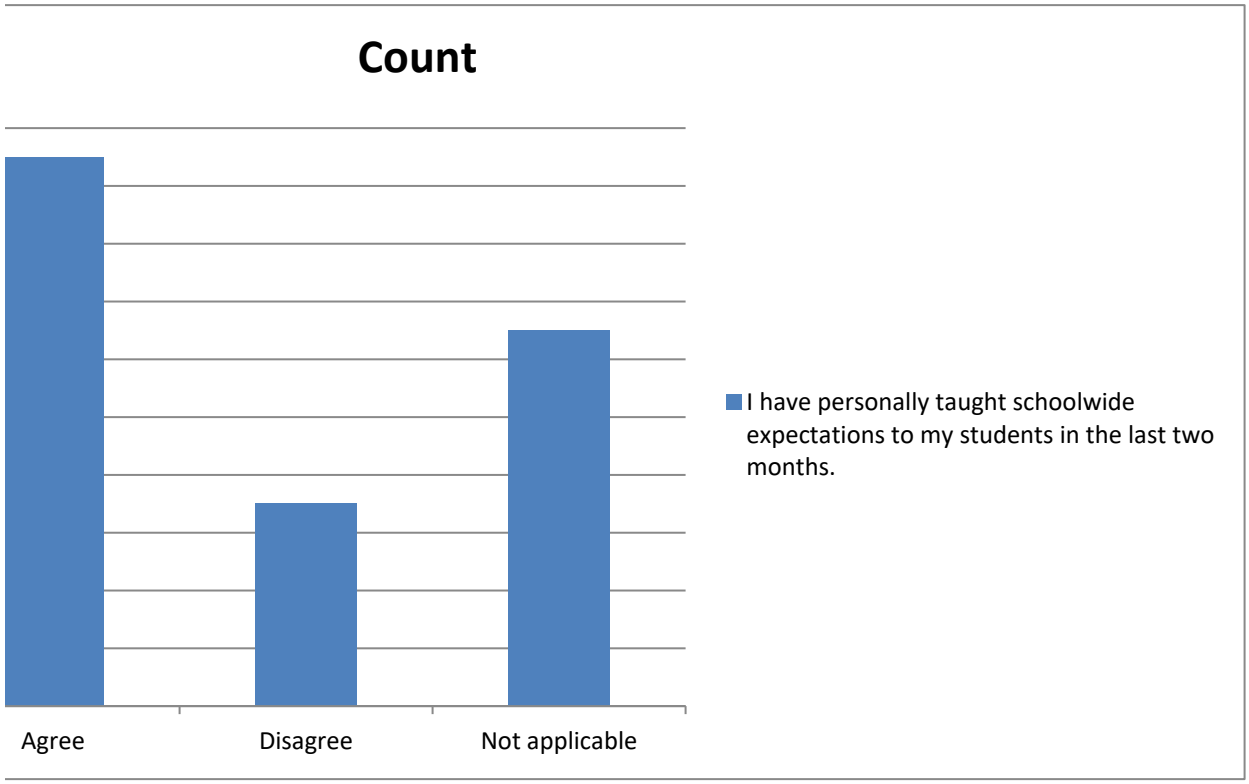



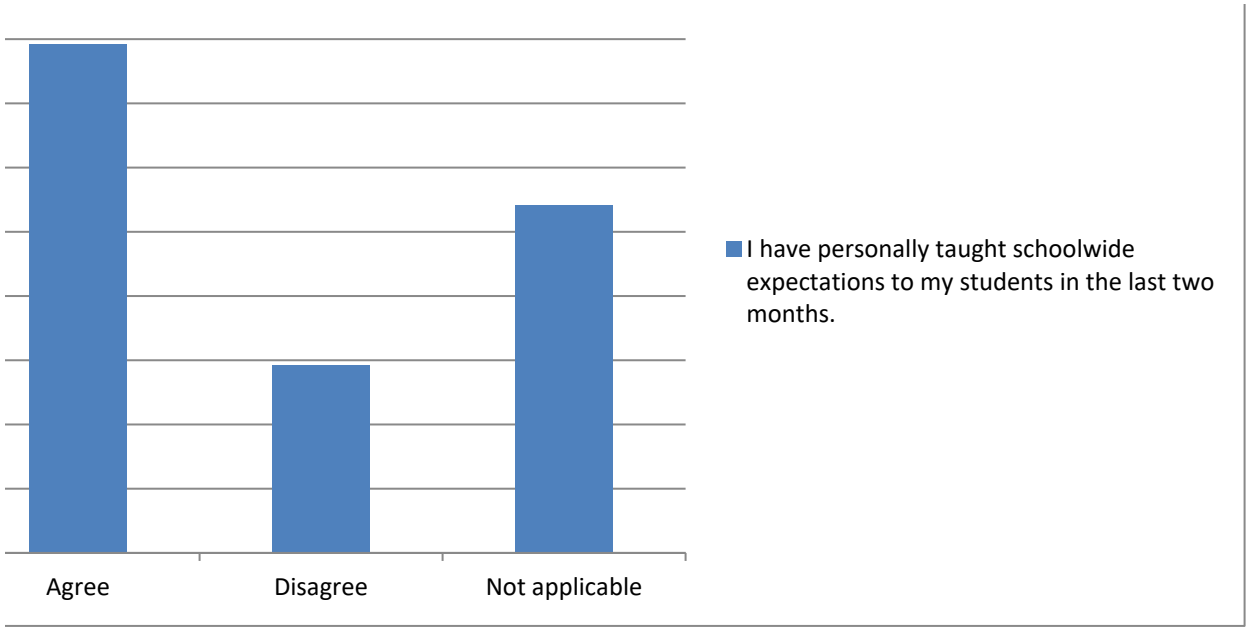
Agree
Disagree
Not applicable
I have personally taught schoolwide expectations to my students in the last two months.

Summary of I have heard this type of language from students at my school:

Variable	Count	Average	Median
Sexual lang	48	1.33	1.0
Racist langı	47	1.43	1.0
Threatenin	48	1.48	1.0
Swearing	48	1.73	2.0
Gossip	48	1.75	2.0
Put-downs	48	1.75	2.0
Total	287	1.58	2.0

Select a chart and choose "Clustered Column", "100% Stacked Column", or "Pie" chart in Powerpoint or

Col %

	Gossip	Put-downs	Racist langı	Sexual lang	Swearing	Threatening language
Yes	75.0%	75.0%	42.6%	33.3%	72.9%	47.9%
No	25.0%	25.0%	57.4%	66.7%	27.1%	52.1%

Count

	Gossip	Put-downs	Racist langı	Sexual lang	Swearing	Threatening language
Yes	36	36	20	16	35	23
No	12	12	27	32	13	25



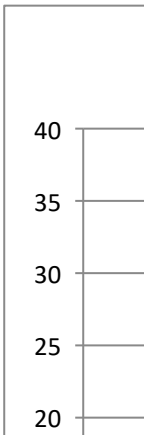

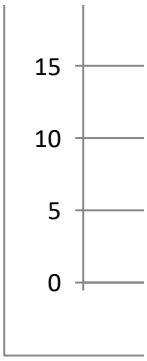
15
10
5
0

Excel, to change the chart type.

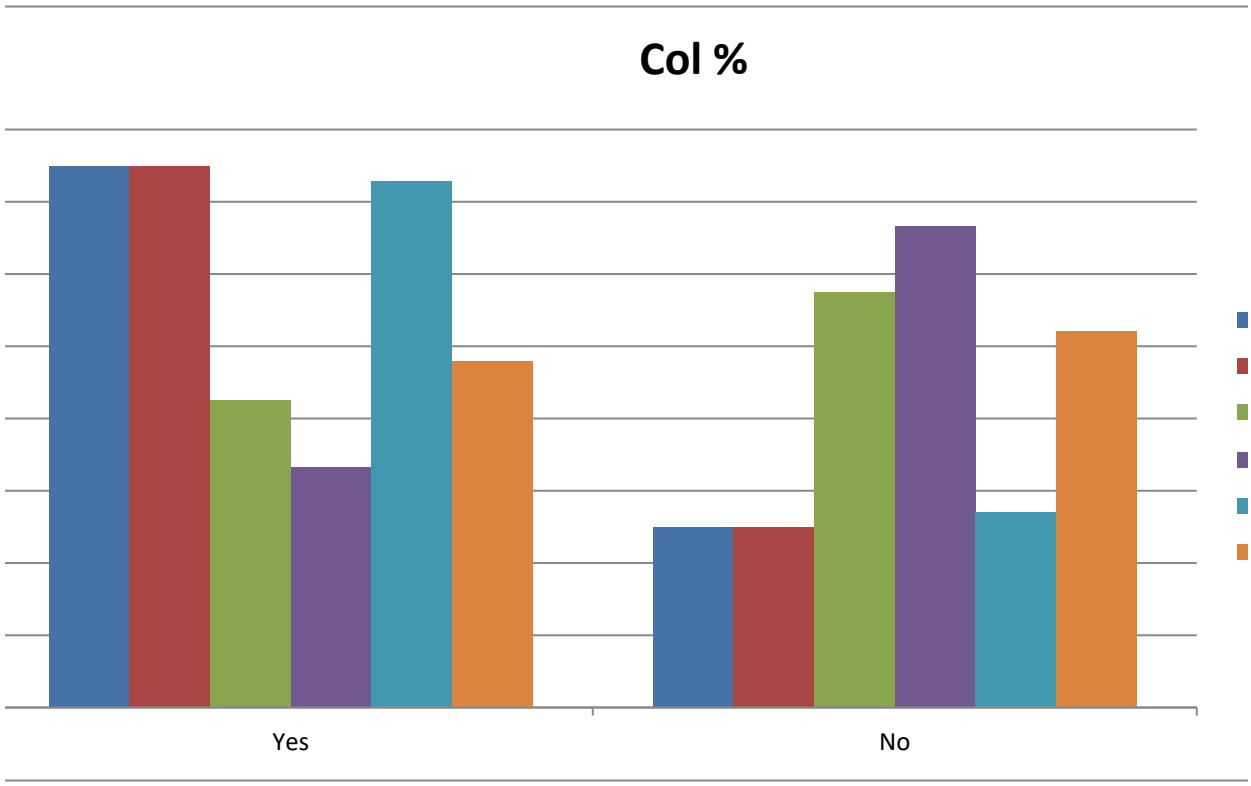

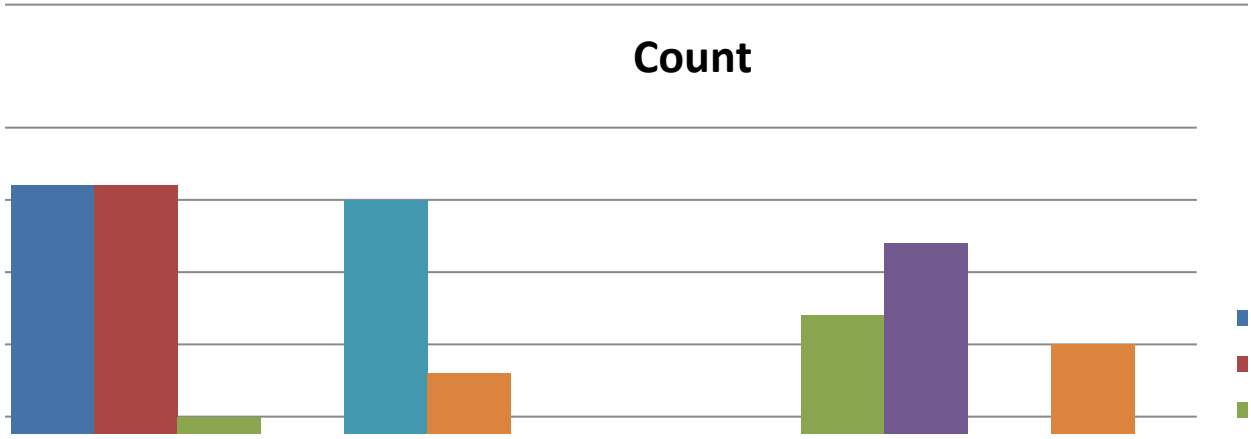

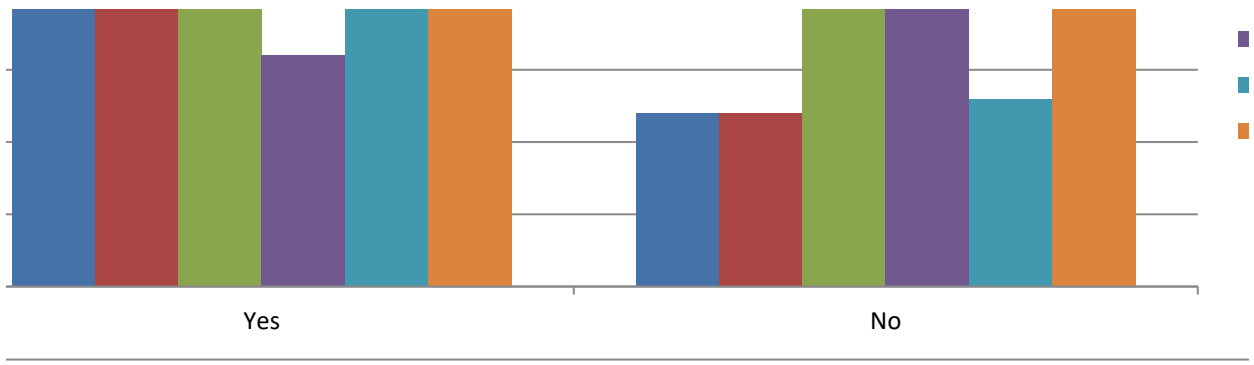
Yes
No

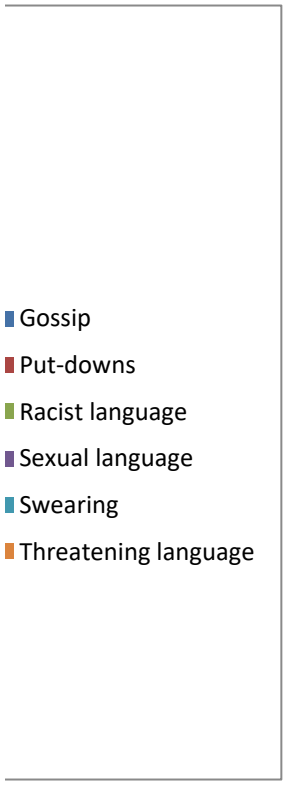
Gossip
Put-downs
Racist language
Sexual language
Swearing
Threatening language


Gossip
Put-downs
Racist language

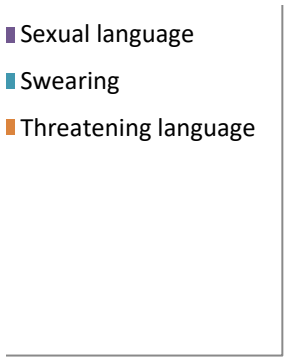
Sexual language
Swearing
Threatening language

Summary of I have heard this type of language from staff at my school:

Variable	Count	Average	Median
Racist langı	48	1.06	1.0
Sexual lang	48	1.06	1.0
Threatenin	48	1.06	1.0
Swearing	48	1.33	1.0
Put-downs	48	1.38	1.0
Gossip	48	1.65	2.0
Total	288	1.26	1.0

Select a chart and choose "Clustered Column", "100% Stacked Column", or "Pie" chart in Powerpoint or

Col %

	Gossip	Put-downs	Racist langı	Sexual lang	Swearing	Threatening language
Yes	64.6%	37.5%	6.3%	6.3%	33.3%	6.3%
No	35.4%	62.5%	93.8%	93.8%	66.7%	93.8%

Count

	Gossip	Put-downs	Racist langı	Sexual lang	Swearing	Threatening language
Yes	31	18	3	3	16	3
No	17	30	45	45	32	45



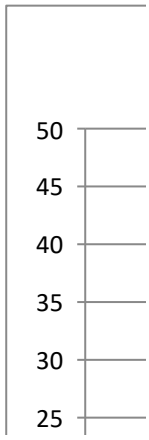

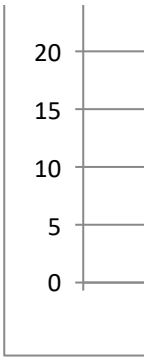
20
15
10
5
0

· Excel, to change the chart type.

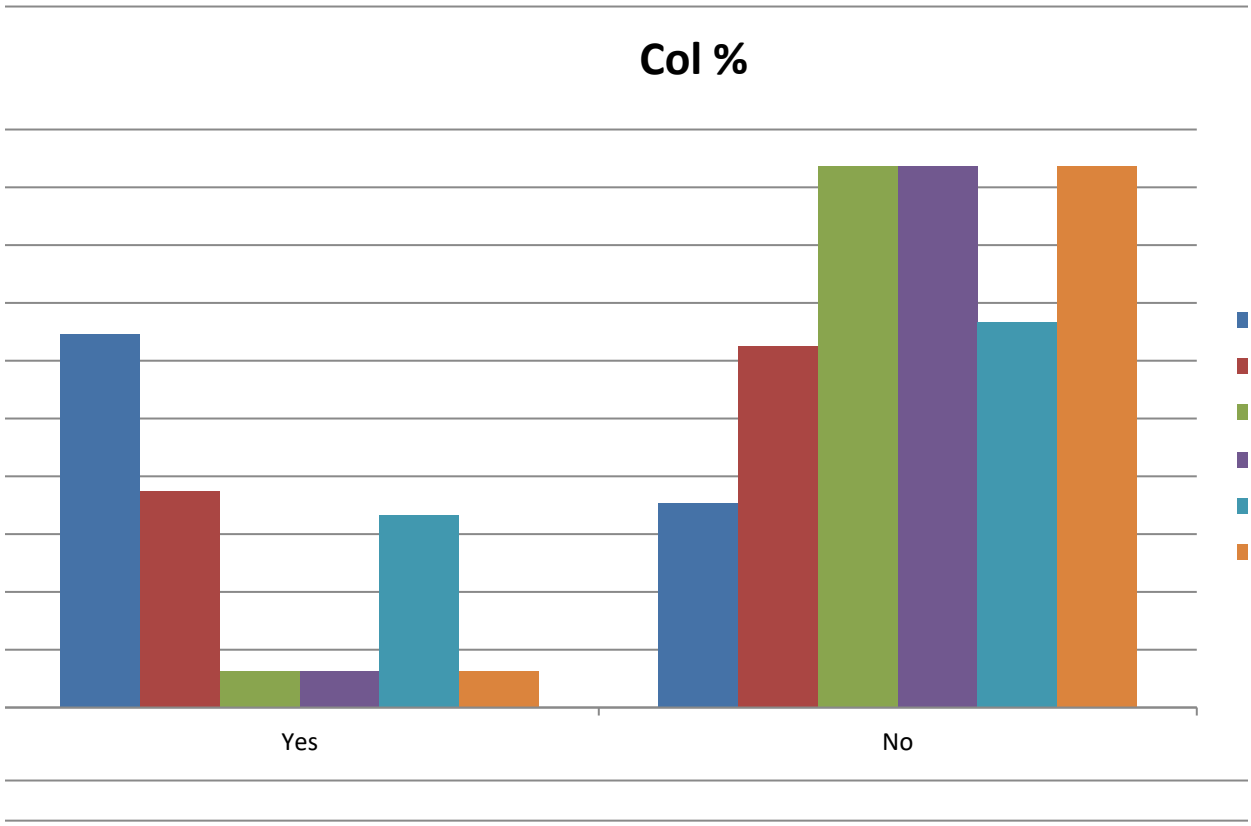

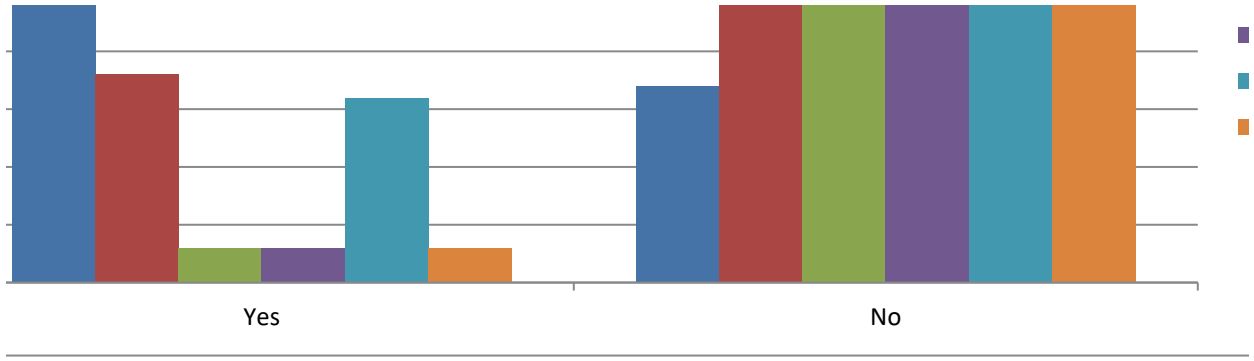
Yes
No

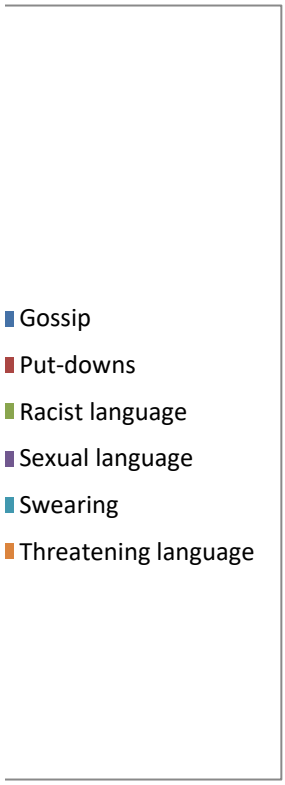
Gossip
Put-downs
Racist language
Sexual language
Swearing
Threatening language


Gossip
Put-downs
Racist language

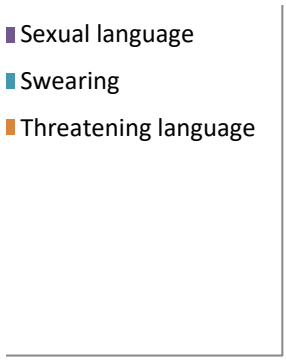
Sexual language
Swearing
Threatening language

Summary of Staff at this school stop bullying when they see it.

Categorical Summary

Sample Siz	Average	Median	Number of Distinct Categories
45 of 45	3.266667	3	4

Recode	Staff at this	Count	Percent of	Confidence Interval (Percent of Data)
4	Strongly ag	19	42.2%	29.0% to 56.7%
3	Agree	20	44.4%	30.9% to 58.8%
2	Disagree	5	11.1%	4.8% to 23.5%
1	Strongly di	1	2.2%	0.4% to 11.6%

Select a chart and choose "Clustered Column", "100% Stacked Column", or "Pie" chart in Powerpoint or
To create a correct "100% Stacked Column" chart, choose the chart then click "Switch Row/Column" (PC

Recode		Count		Percent	
			Staff at this		Staff at this school stop bullying wl
4		Strongly ag	19	Strongly ag	42.2%
3		Agree	20	Agree	44.4%
2		Disagree	5	Disagree	11.1%
1		Strongly di	1	Strongly di	2.2%

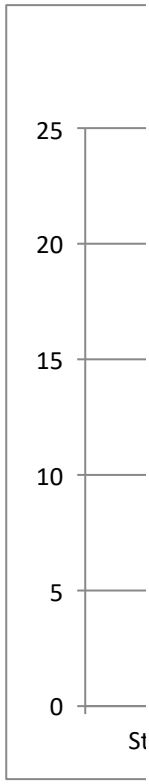




45.0%
40.0%
35.0%
30.0%
25.0%
20.0%
15.0%
10.0%
5.0%
0.0%

· Excel, to change the chart type.
C) or "Switch Plot" (Mac) in the chart tools

hen they see it.

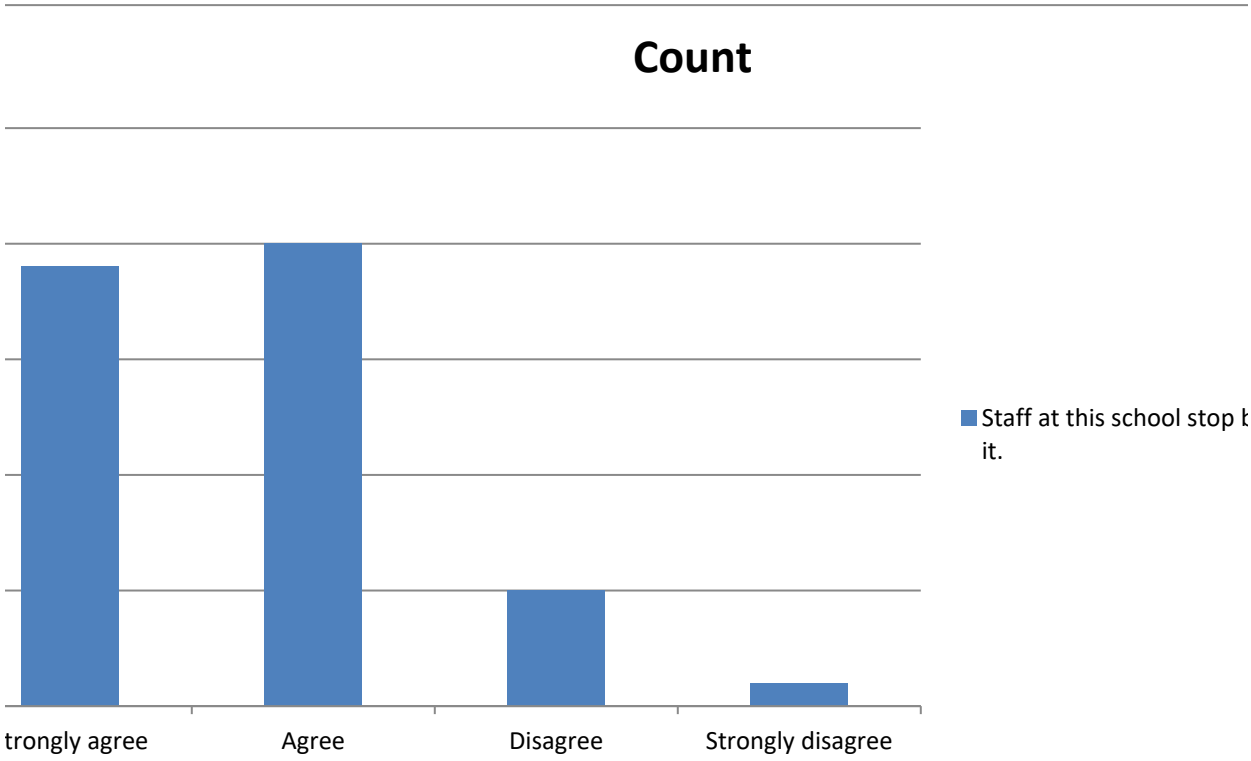

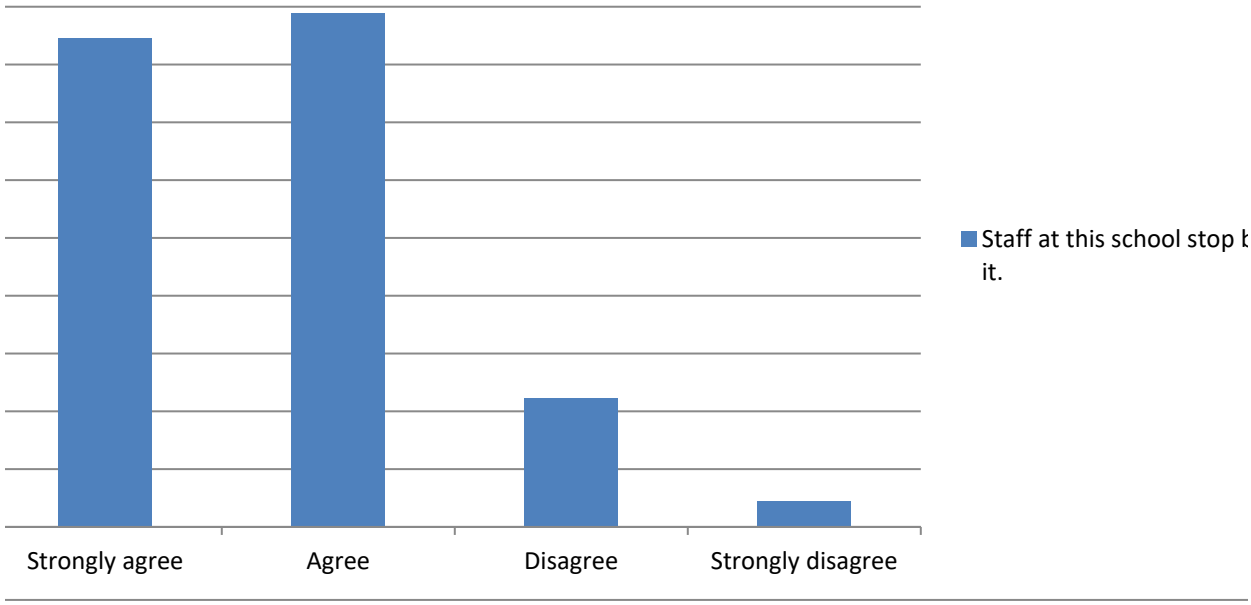
Strongly agree
Agree
Disagree
Strongly disagree
Staff at this school stop b
it.

bullying when they see

bullying when they see

Summary of The school has a clearly defined procedure for reporting acts of bullying/ cyberbullying.

Categorical Summary

Sample Siz	Number of Distinct Categories
46 of 46	5

The school	Count	Percent of	Confidence Interval (Percent of Data)
Strongly ag	12	26.1%	15.6% to 40.3%
Agree	22	47.8%	34.1% to 61.9%
Disagree	6	13.0%	6.1% to 25.7%
Strongly di	3	6.5%	2.2% to 17.5%
I don't kno	3	6.5%	2.2% to 17.5%

Select a chart and choose "Clustered Column", "100% Stacked Column", or "Pie" chart in Powerpoint or
To create a correct "100% Stacked Column" chart, choose the chart then click "Switch Row/Column" (PC

Count

	The school
Strongly ag	12
Agree	22
Disagree	6
Strongly di	3
I don't kno	3

Percent

	The school has a clearly defined procedure for reporting a
Strongly ag	26.1%
Agree	47.8%
Disagree	13.0%
Strongly di	6.5%
I don't kno	6.5%

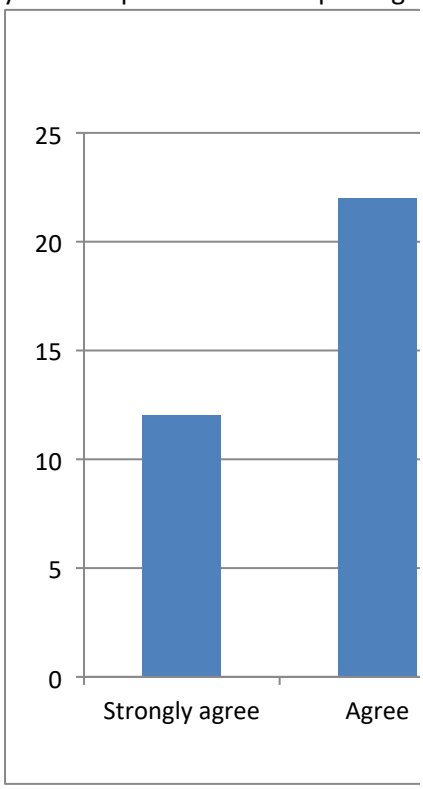

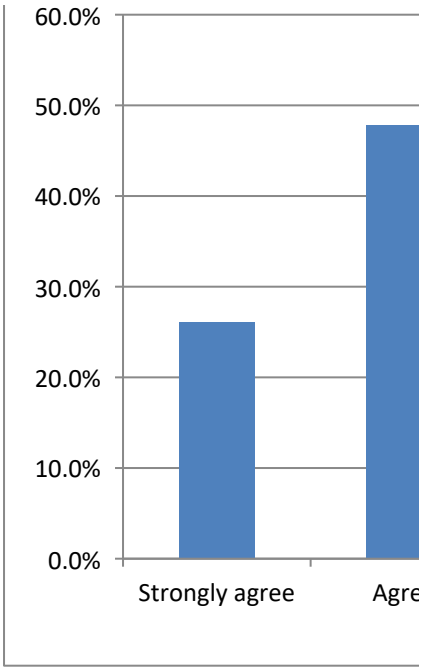
60.0%
50.0%
40.0%
30.0%
20.0%
10.0%
0.0%
Strongly agree
Agre

· Excel, to change the chart type.
C) or "Switch Plot" (Mac) in the chart tools

acts of bullying/ cyberbullying.

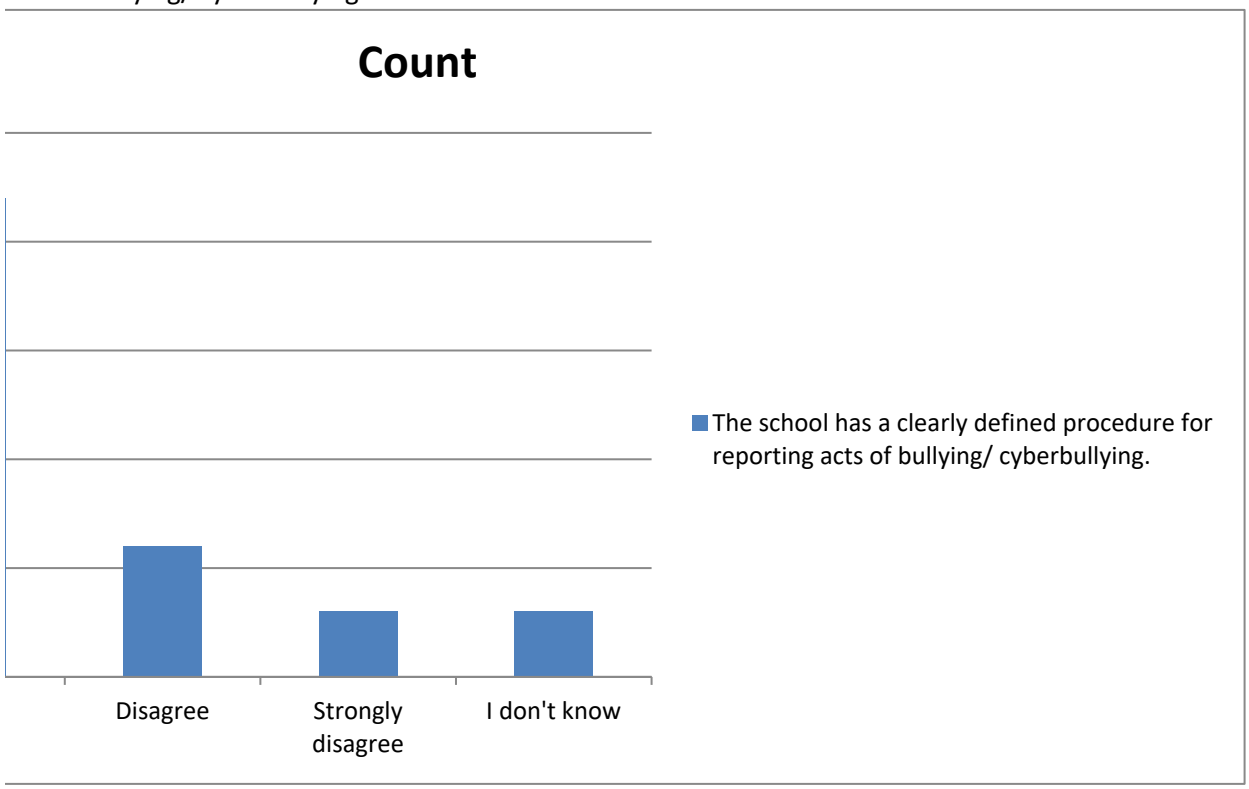

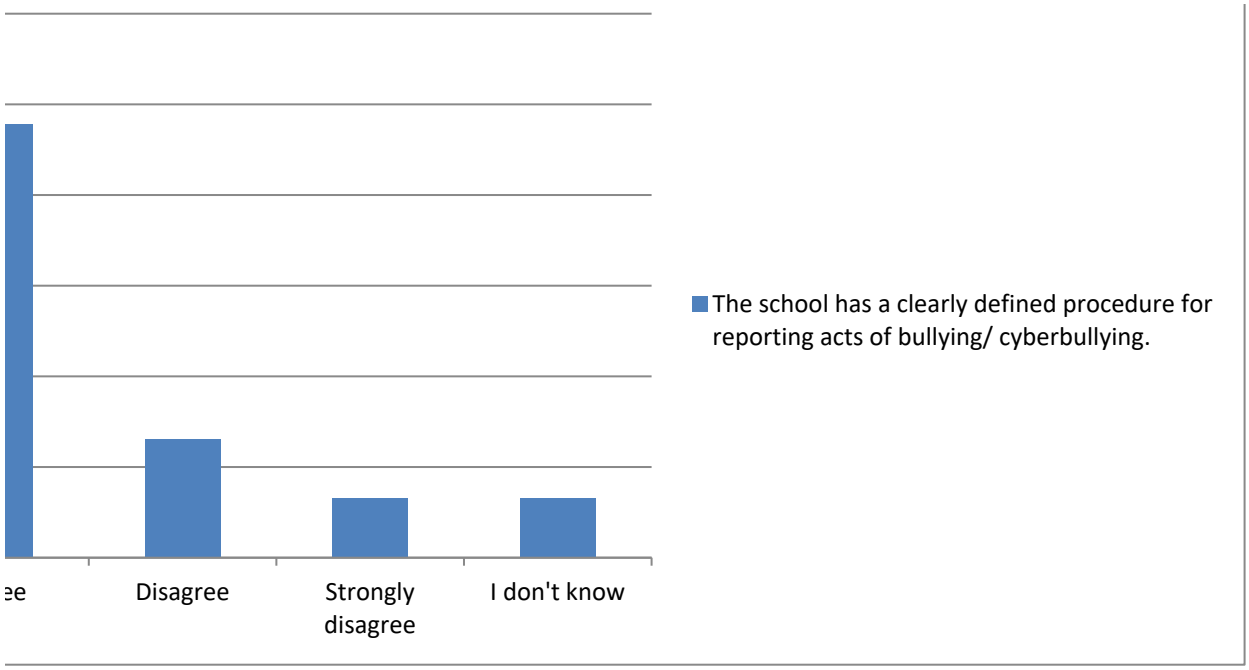
ee
Disagree
Strongly disagree
I don't know
The school has a clearly defined procedure for reporting acts of bullying/ cyberbullying.

Summary of I feel comfortable intervening when I witness bullying.

Categorical Summary

Sample Siz	Number of Distinct Categories
46 of 46	3

I feel comf	Count	Percent of	Confidence Interval (Percent of Data)
Strongly ag	22	47.8%	34.1% to 61.9%
Agree	20	43.5%	30.2% to 57.8%
Disagree	4	8.7%	3.4% to 20.3%

Select a chart and choose "Clustered Column", "100% Stacked Column", or "Pie" chart in Powerpoint or
To create a correct "100% Stacked Column" chart, choose the chart then click "Switch Row/Column" (P(

Count

	I feel comf
Strongly ag	22
Agree	20
Disagree	4

Percent

	I feel comfortable intervening when I witness bullying.
Strongly ag	47.8%
Agree	43.5%
Disagree	8.7%

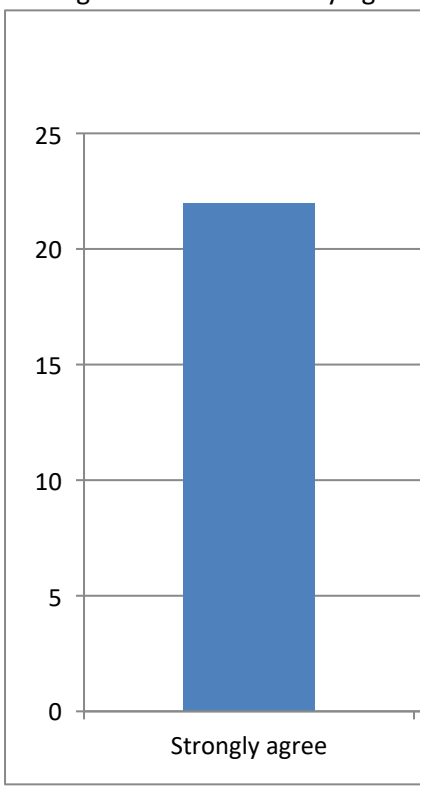

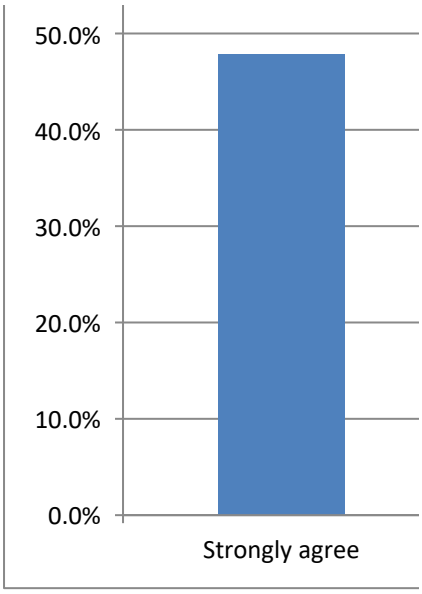
50.0%
40.0%
30.0%
20.0%
10.0%
0.0%
Strongly agree

· Excel, to change the chart type.
C) or "Switch Plot" (Mac) in the chart tools

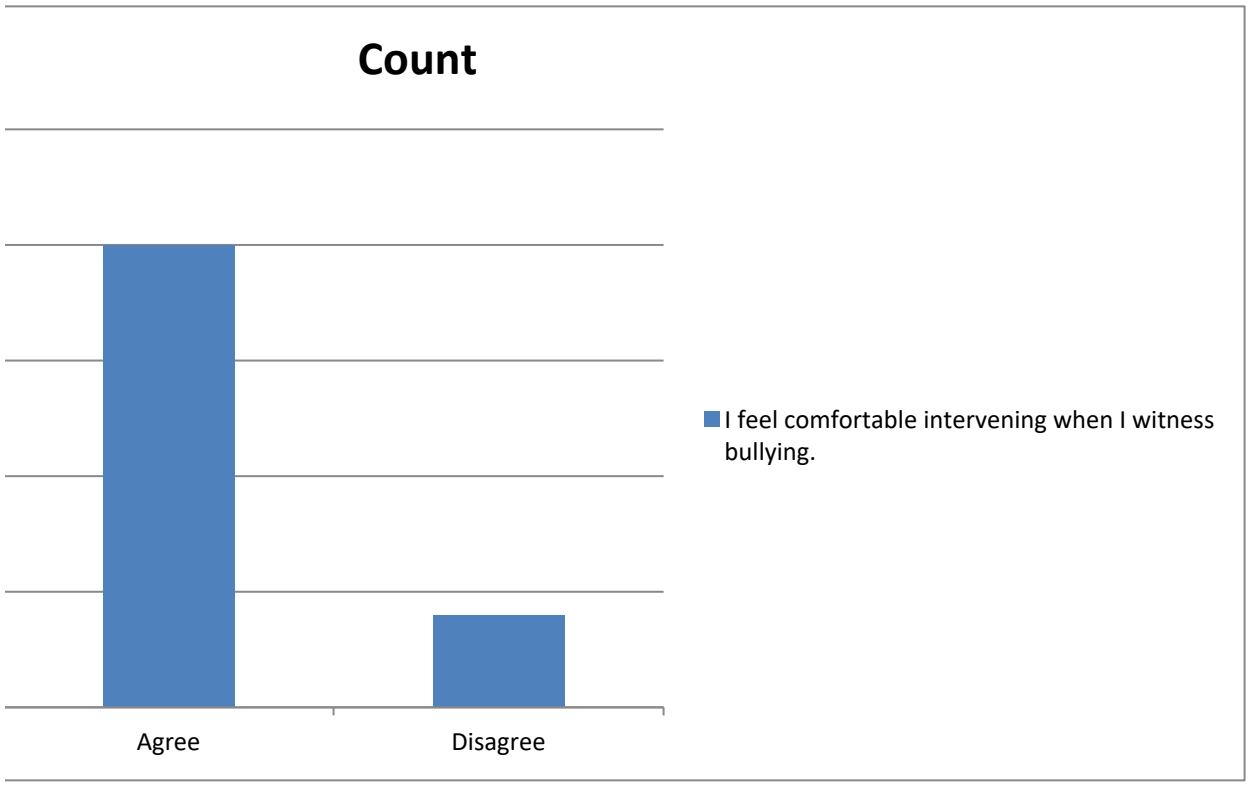

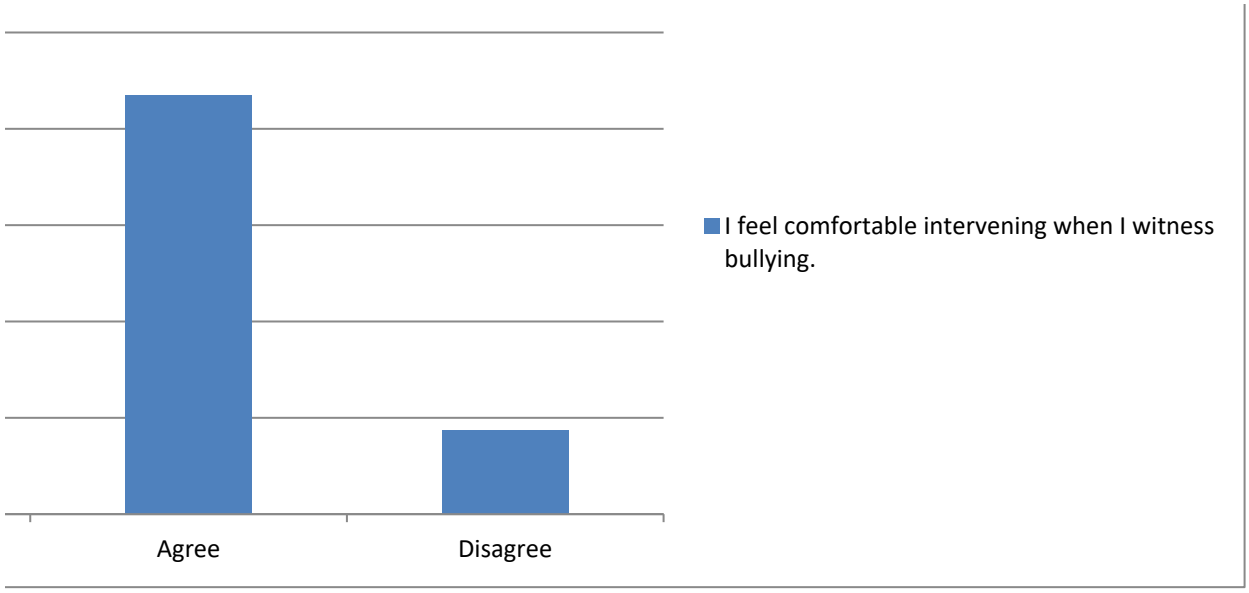
Agree
Disagree
I feel comfortable intervening when I witness bullying.

Summary of I know what to do to help students in a mental health crisis.

Categorical Summary

Sample Size	Number of Distinct Categories
47 of 47	4

I know wha	Count	Percent of	Confidence Interval (Percent of Data)
Strongly ag	10	21.3%	12.0% to 34.9%
Agree	30	63.8%	49.5% to 76.0%
Disagree	4	8.5%	3.4% to 19.9%
Strongly di	3	6.4%	2.2% to 17.2%

Select a chart and choose "Clustered Column", "100% Stacked Column", or "Pie" chart in Powerpoint or
To create a correct "100% Stacked Column" chart, choose the chart then click "Switch Row/Column" (PC

Count

	I know wha
Strongly ag	10
Agree	30
Disagree	4
Strongly di	3

Percent

	I know what to do to help students in a mental health cris
Strongly ag	21.3%
Agree	63.8%
Disagree	8.5%
Strongly di	6.4%

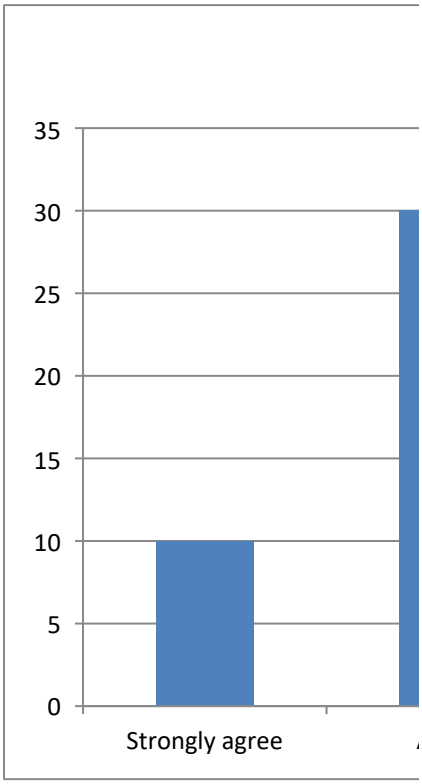



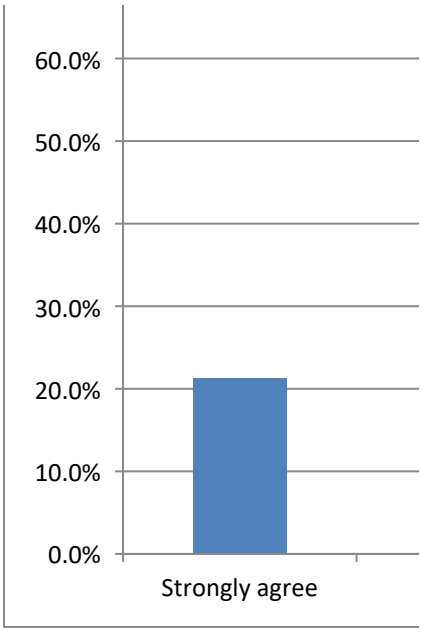
60.0%
50.0%
40.0%
30.0%
20.0%
10.0%
0.0%
Strongly agree

· Excel, to change the chart type.
C) or "Switch Plot" (Mac) in the chart tools

sis.

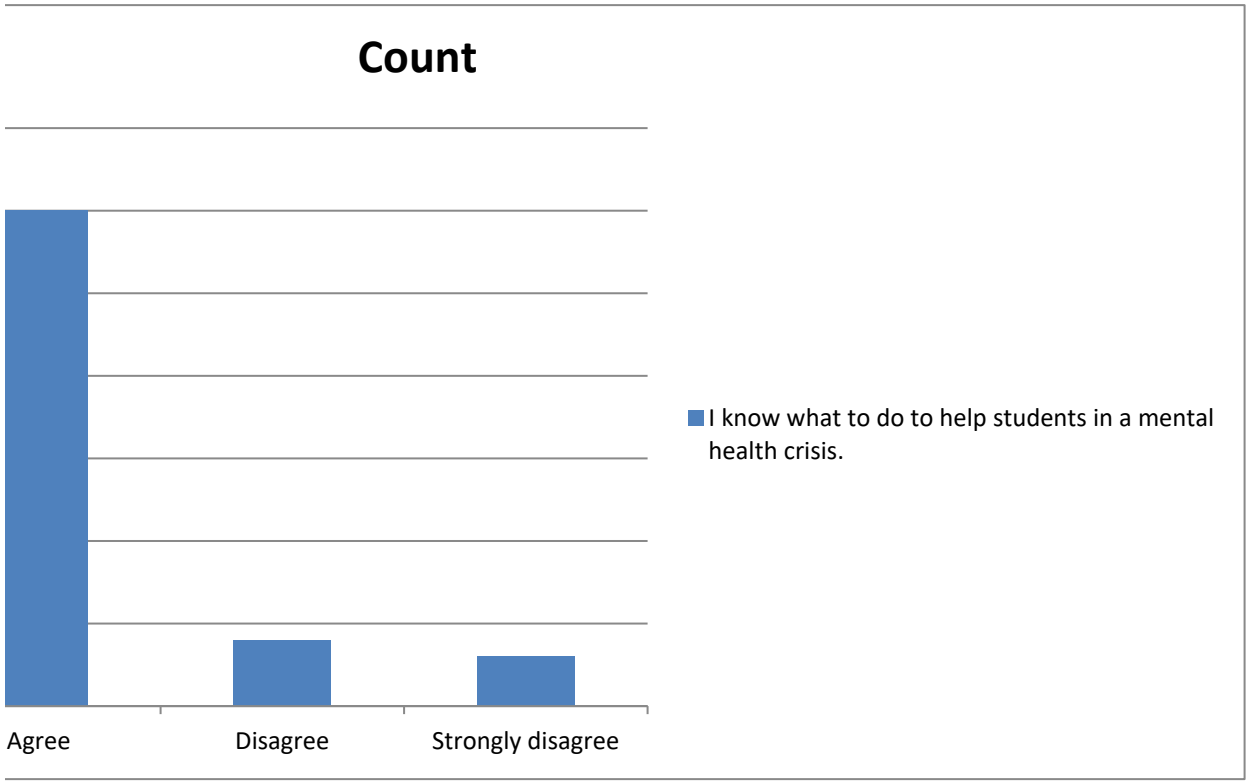

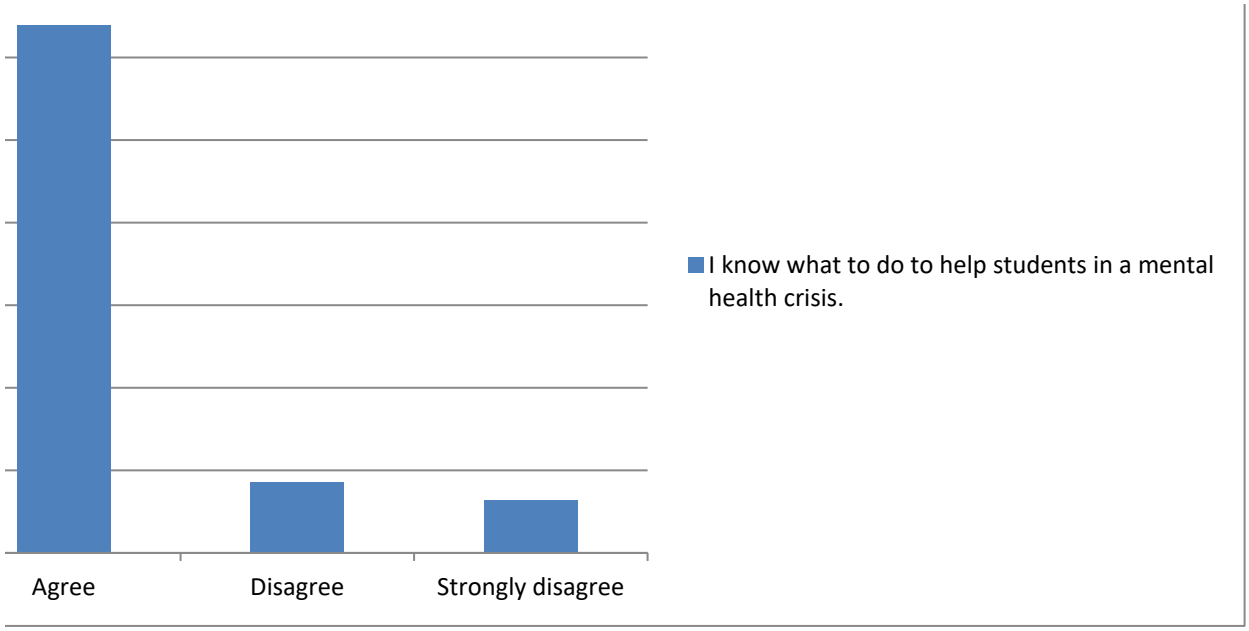
Agree
Disagree
Strongly disagree
I know what to do to help students in a mental health crisis.

Summary of My school has adequate supports for students experiencing thoughts of suicide.

Categorical Summary

Sample Size	Number of Distinct Categories
38 of 38	4

My school	Count	Percent of	Confidence Interval (Percent of Data)
Strongly ag	11	28.9%	17.0% to 44.8%
Agree	20	52.6%	37.3% to 67.5%
Disagree	3	7.9%	2.7% to 20.8%
Strongly di	4	10.5%	4.2% to 24.1%

Select a chart and choose "Clustered Column", "100% Stacked Column", or "Pie" chart in Powerpoint or
To create a correct "100% Stacked Column" chart, choose the chart then click "Switch Row/Column" (PC

Count

	My school
Strongly ag	11
Agree	20
Disagree	3
Strongly di	4

Percent

	My school has adequate supports for students experienci
Strongly ag	28.9%
Agree	52.6%
Disagree	7.9%
Strongly di	10.5%

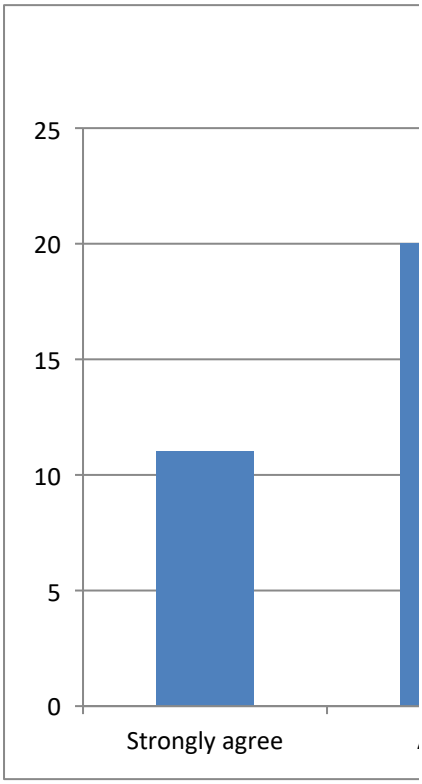

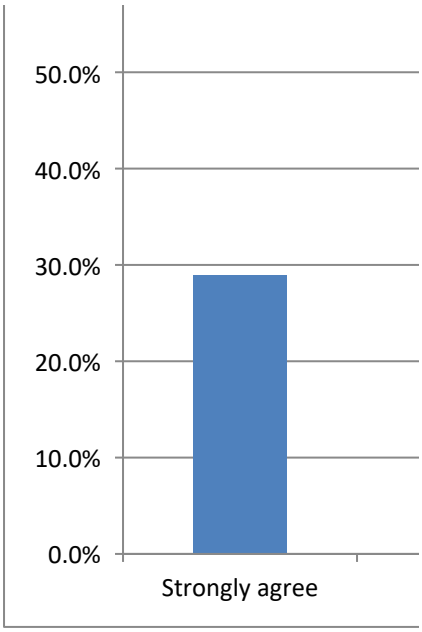
50.0%
40.0%
30.0%
20.0%
10.0%
0.0%
Strongly agree

· Excel, to change the chart type.
C) or "Switch Plot" (Mac) in the chart tools

ing thoughts of suicide.

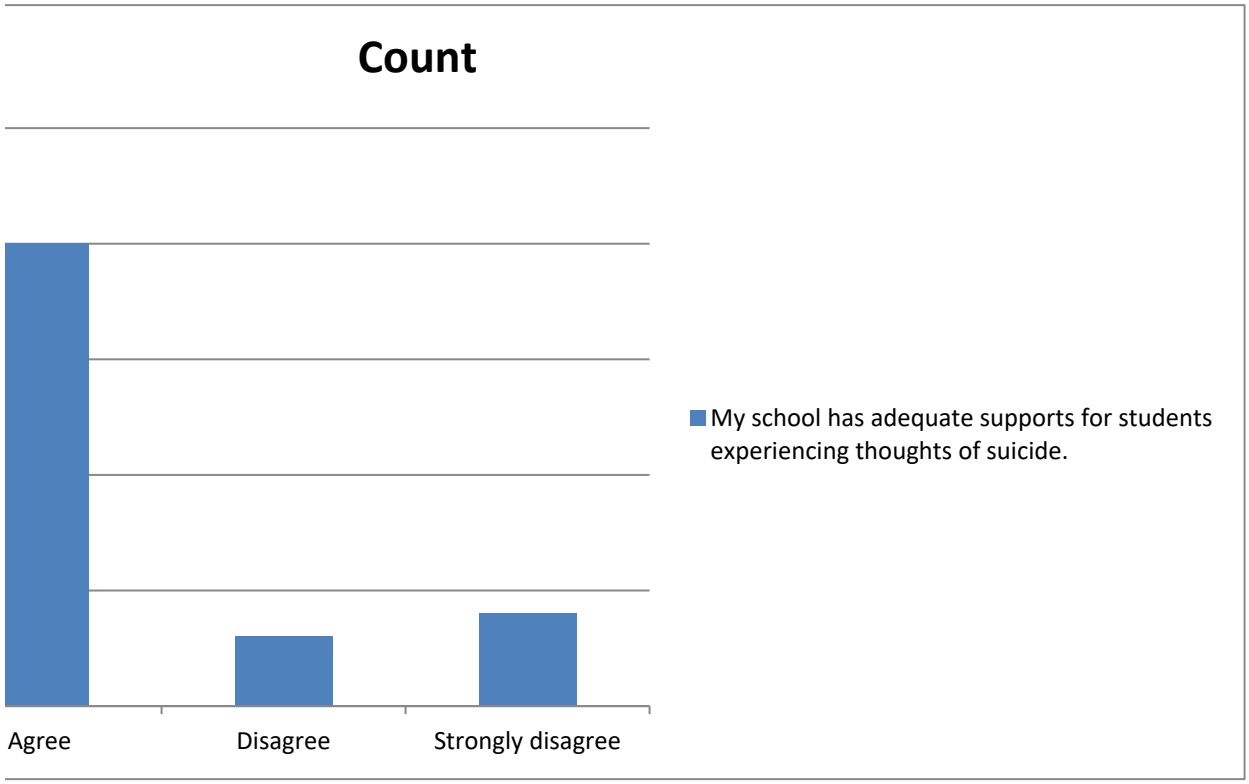

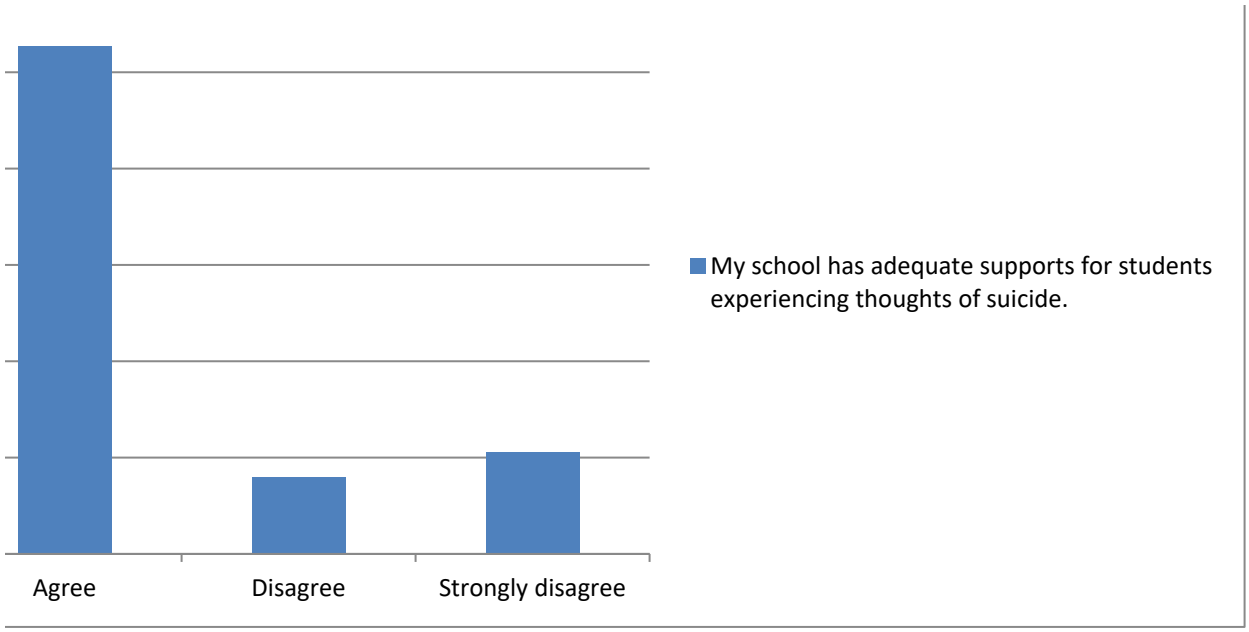
Agree
Disagree
Strongly disagree
My school has adequate supports for students experiencing thoughts of suicide.

Summary of I know what to do if I see a warning sign for suicide.

Categorical Summary

Sample Size	Number of Distinct Categories
48 of 48	3

I know wha	Count	Percent of	Confidence Interval (Percent of Data)
Strongly ag	12	25.0%	14.9% to 38.8%
Agree	33	68.8%	54.7% to 80.1%
Strongly di	3	6.3%	2.1% to 16.8%

Select a chart and choose "Clustered Column", "100% Stacked Column", or "Pie" chart in Powerpoint or
To create a correct "100% Stacked Column" chart, choose the chart then click "Switch Row/Column" (PC

Count

	I know wha
Strongly ag	12
Agree	33
Strongly di	3

Percent

	I know what to do if I see a warning sign for suicide.
Strongly ag	25.0%
Agree	68.8%
Strongly di	6.3%

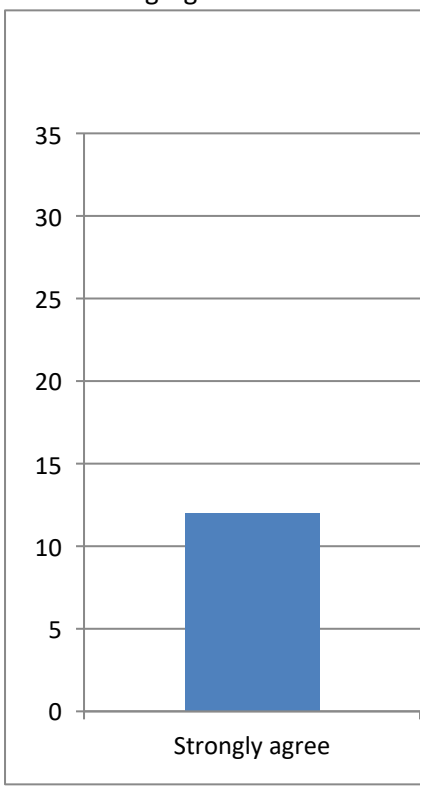

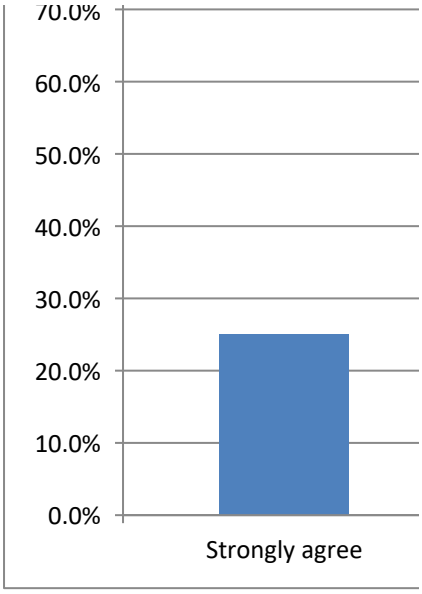
70.0%
60.0%
50.0%
40.0%
30.0%
20.0%
10.0%
0.0%
Strongly agree

· Excel, to change the chart type.
C) or "Switch Plot" (Mac) in the chart tools

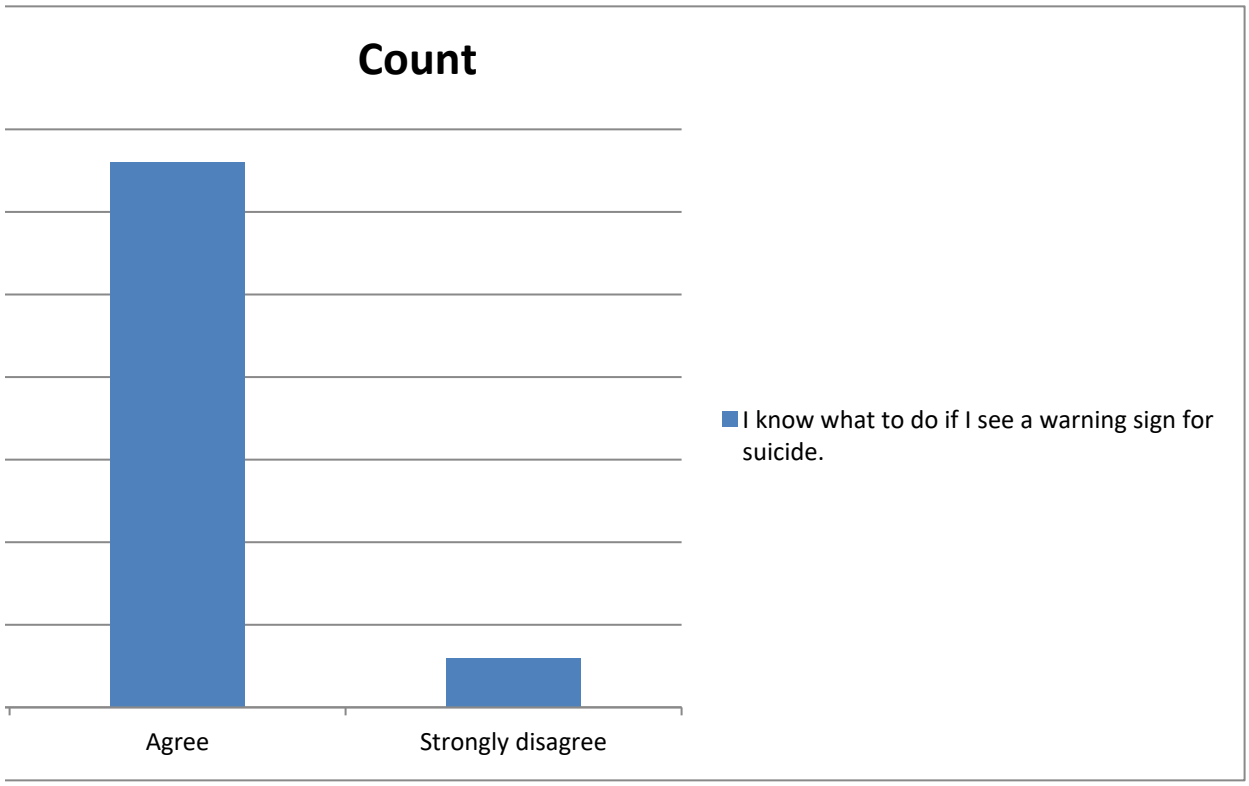

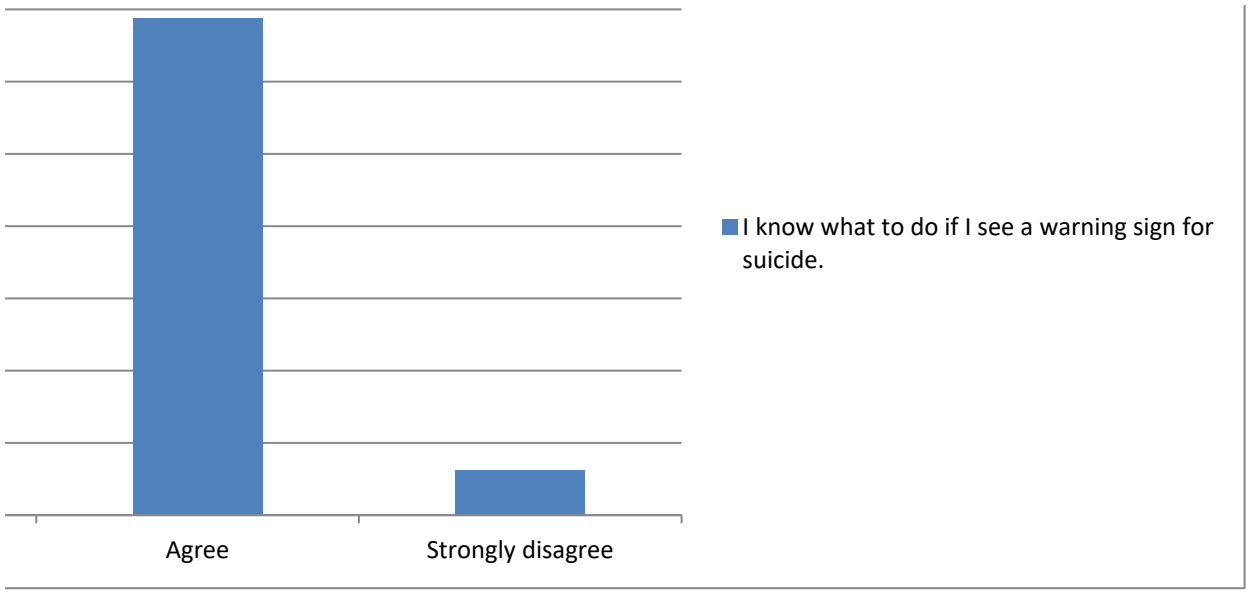
Agree
Strongly disagree
I know what to do if I see a warning sign for suicide.

Summary of I feel prepared to respond appropriately to someone who is experiencing thoughts of suici

Categorical Summary

Sample Size	Number of Distinct Categories
48 of 48	4

I feel prepa	Count	Percent of	Confidence Interval (Percent of Data)
Strongly ag	11	22.9%	13.3% to 36.5%
Agree	30	62.5%	48.4% to 74.8%
Disagree	5	10.4%	4.5% to 22.2%
Strongly di	2	4.2%	1.2% to 14.0%

Select a chart and choose "Clustered Column", "100% Stacked Column", or "Pie" chart in Powerpoint or
To create a correct "100% Stacked Column" chart, choose the chart then click "Switch Row/Column" (PC

Count

	I feel prepa
Strongly ag	11
Agree	30
Disagree	5
Strongly di	2

Percent

	I feel prepared to respond appropriately to someone who
Strongly ag	22.9%
Agree	62.5%
Disagree	10.4%
Strongly di	4.2%

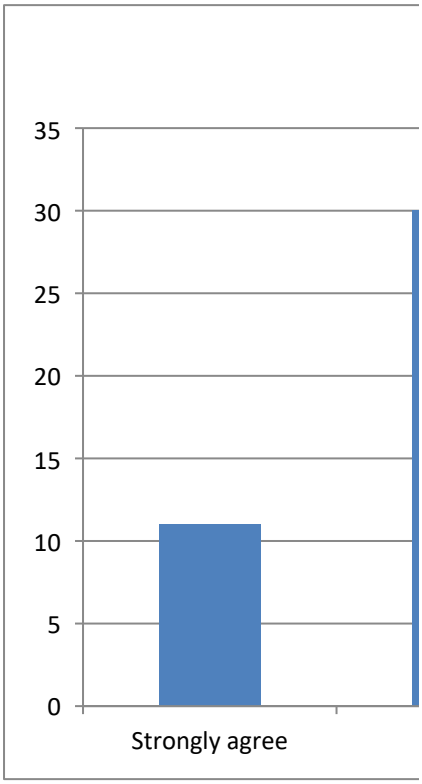

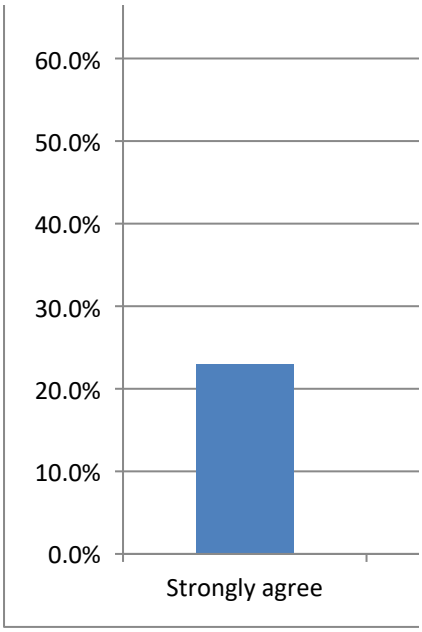
60.0%
50.0%
40.0%
30.0%
20.0%
10.0%
0.0%
Strongly agree

de.

· Excel, to change the chart type.
C) or "Switch Plot" (Mac) in the chart tools

ɔ is experiencing thoughts of suicide.

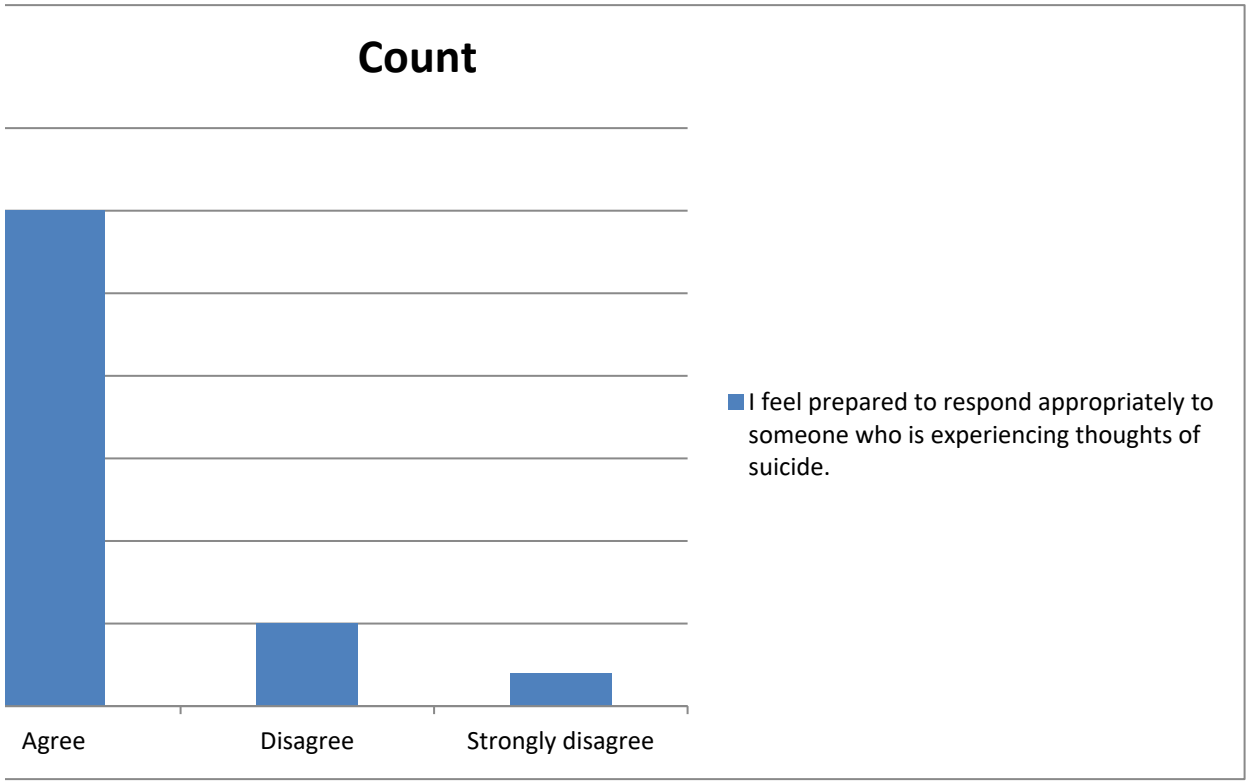

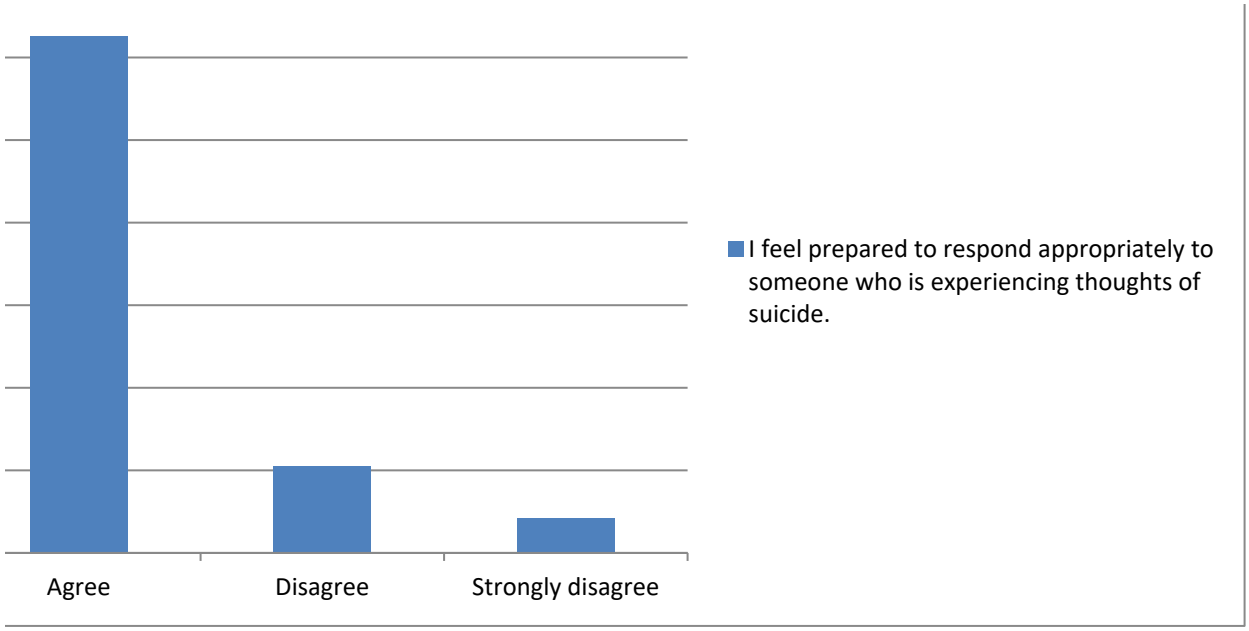
Agree
Disagree
Strongly disagree
I feel prepared to respond appropriately to someone who is experiencing thoughts of suicide.

Summary of Staff at this school teach students strategies to manage emotions.

Categorical Summary

Sample Siz	Average	Median	Number of Distinct Categories
1 of 1	3	3	1

Recode	Staff at this	Count	Percent of	Confidence Interval (Percent of Data)
3	Agree	1	100.0%	20.7% to 100.0%

Select a chart and choose "Clustered Column", "100% Stacked Column", or "Pie" chart in Powerpoint or
To create a correct "100% Stacked Column" chart, choose the chart then click "Switch Row/Column" (PC

Recode		Count	Staff at this	Percent	Staff at this school teach students
3	Agree	1		Agree	100.0%

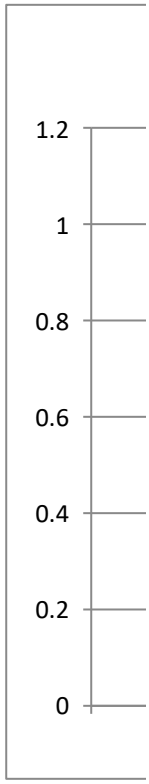

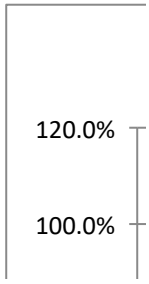

80.0%
60.0%
40.0%
20.0%
0.0%

· Excel, to change the chart type.
C) or "Switch Plot" (Mac) in the chart tools

strategies to manage emotions.

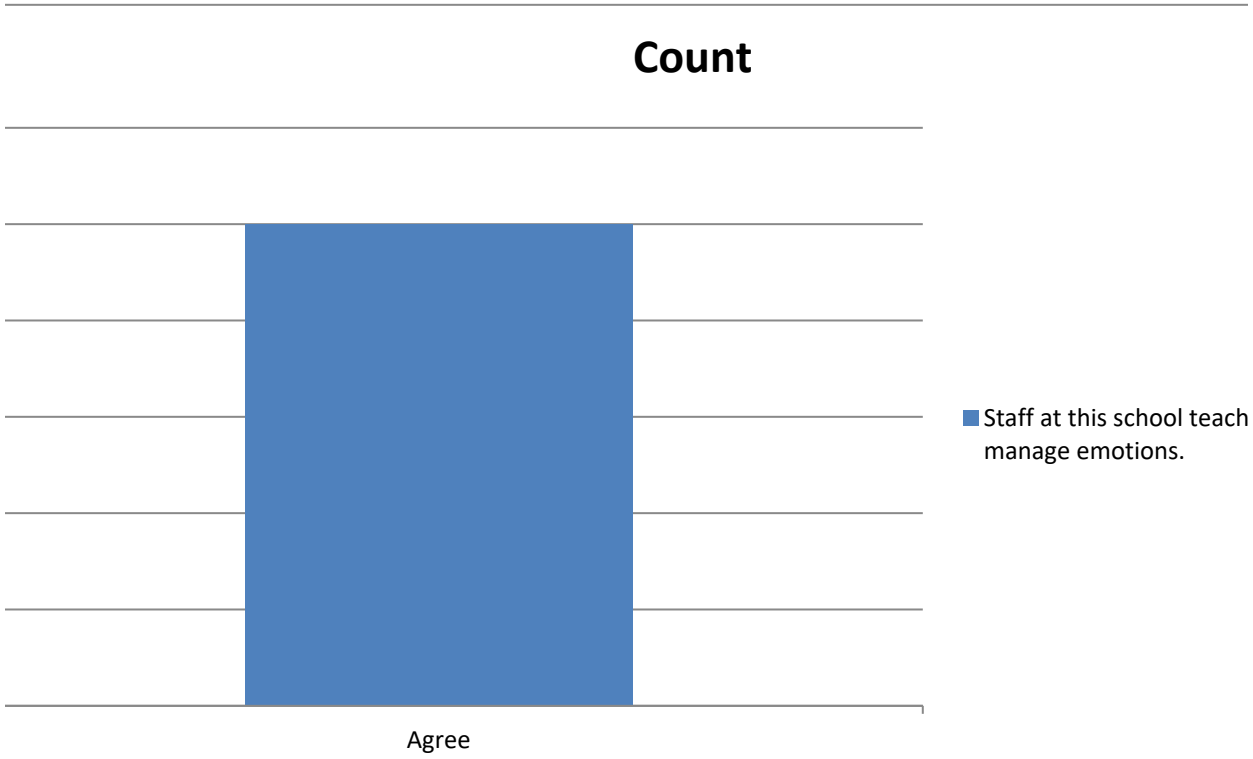

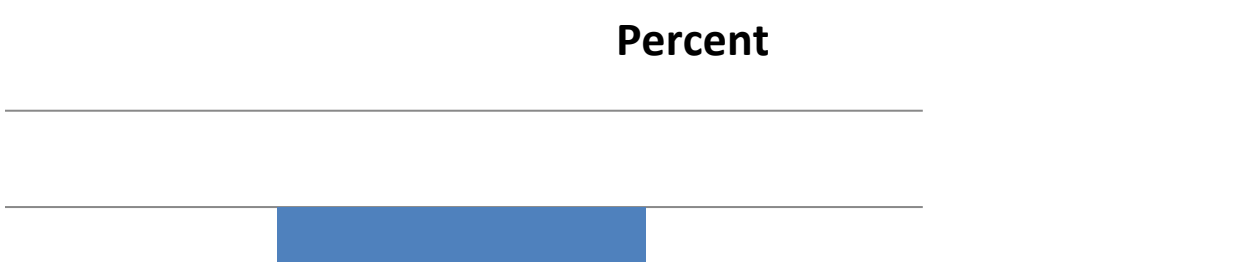

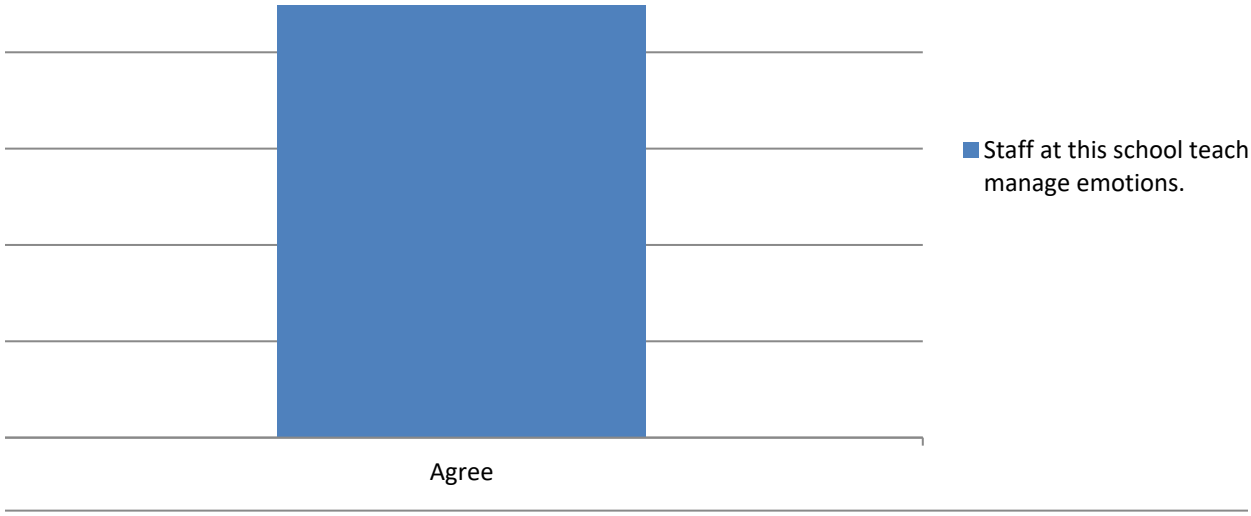
Staff at this school teach manage emotions.
Agree

students strategies to

ı students strategies to

Summary of This school helps parents find community supports for their students who need them.

Categorical Summary

Sample Siz	Average	Median	Number of Distinct Categories
1 of 1	3	3	1

Recode	This school	Count	Percent of	Confidence Interval (Percent of Data)
3	Agree	1	100.0%	20.7% to 100.0%

Select a chart and choose "Clustered Column", "100% Stacked Column", or "Pie" chart in Powerpoint or
To create a correct "100% Stacked Column" chart, choose the chart then click "Switch Row/Column" (PC

Recode		Count		Percent	
			This school		This school helps parents find com
3		Agree	1	Agree	100.0%

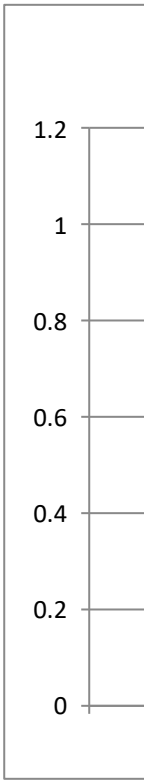

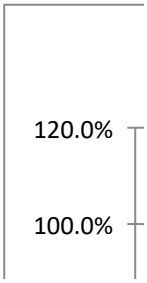

80.0%
60.0%
40.0%
20.0%
0.0%

· Excel, to change the chart type.
C) or "Switch Plot" (Mac) in the chart tools

ımunity supports for their students who need them.

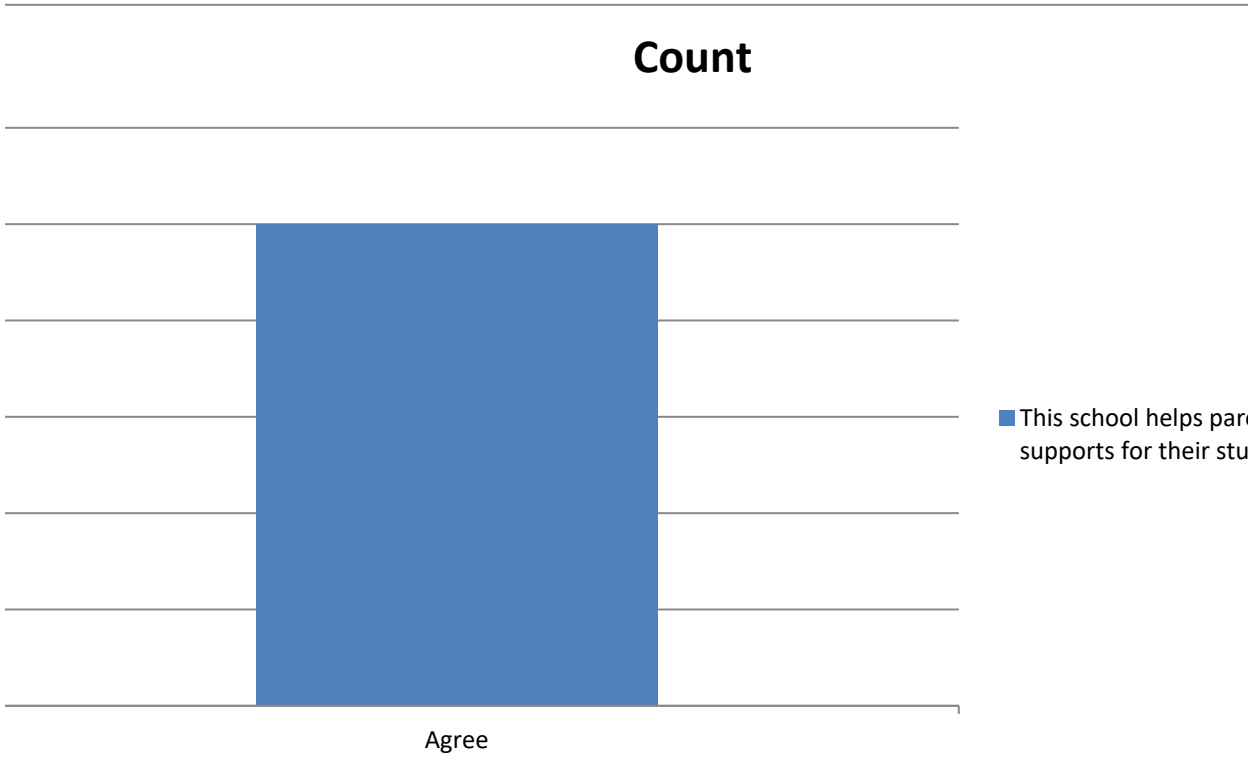

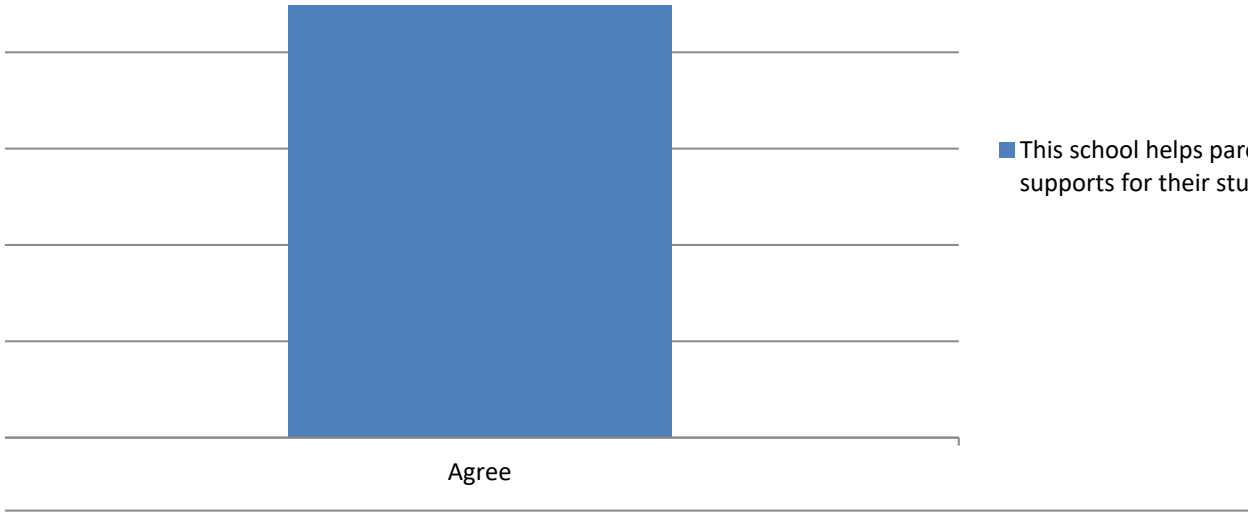
Agree
This school helps par
supports for their stu

ents find community
udents who need them.

ents find community
udents who need them.

Summary of The following is a problem in the neighborhood where this school is located: garbage, litter

Categorical Summary

Sample Siz	Average	Median	Number of Distinct Categories
1 of 1	2	2	1

Recode	The followi	Count	Percent of	Confidence Interval (Percent of Data)
2	Disagree	1	100.0%	20.7% to 100.0%

Select a chart and choose "Clustered Column", "100% Stacked Column", or "Pie" chart in Powerpoint or
To create a correct "100% Stacked Column" chart, choose the chart then click "Switch Row/Column" (PC

Recode	Count		Percent	
		The followi		The following is a problem in the n
2	Disagree	1	Disagree	100.0%

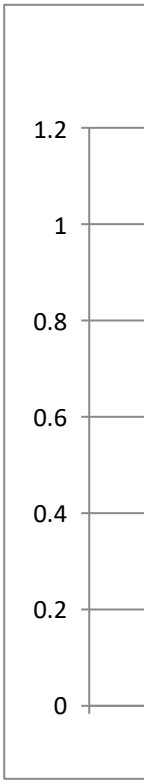

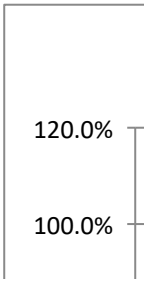

80.0%
60.0%
40.0%
20.0%
0.0%

r, or broken glass in the street or road, on the sidewalks, or in the yards.

· Excel, to change the chart type.
C) or "Switch Plot" (Mac) in the chart tools

neighborhood where this school is located: garbage, litter, or broken glass in the street or road, on the si

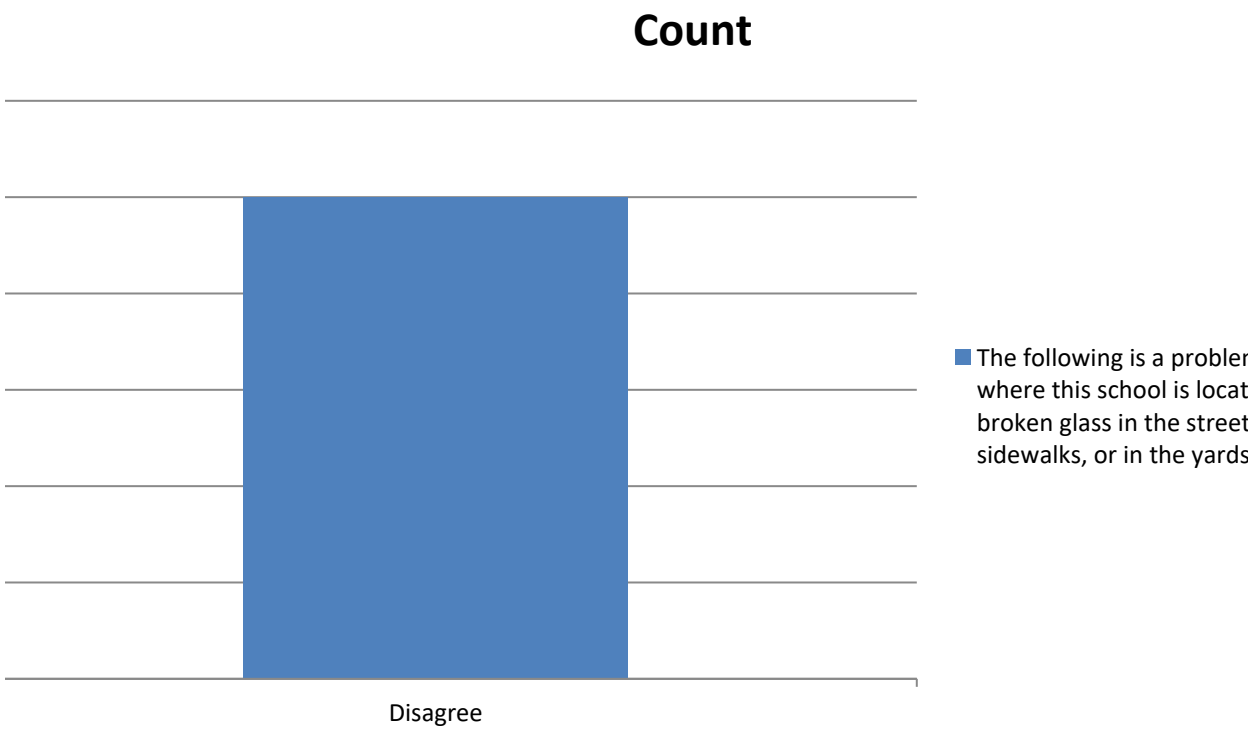

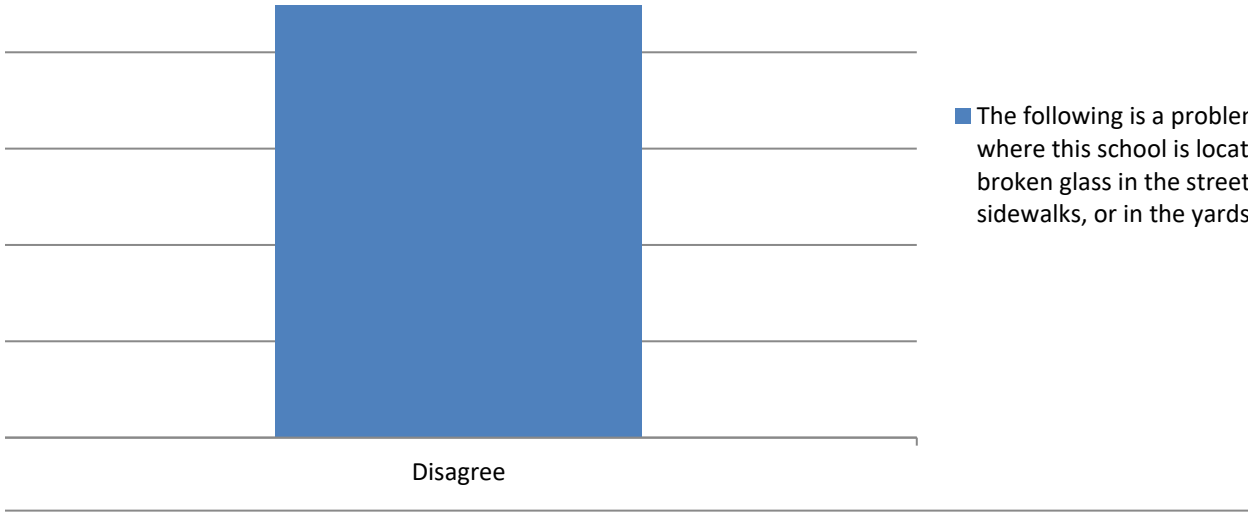
Disagree
The following is a probler
where this school is locat
broken glass in the street
sidewalks, or in the yards

idewalks, or in the yards.

m in the neighborhood
ted: garbage, litter, or
t or road, on the
s.

m in the neighborhood
ted: garbage, litter, or
t or road, on the
s.

Summary of At this school, there is a feeling of trust among the staff.

Categorical Summary

Sample Siz	Number of Distinct Categories
46 of 46	4

At this schc	Count	Percent of	Confidence Interval (Percent of Data)
Strongly ag	12	26.1%	15.6% to 40.3%
Agree	21	45.7%	32.2% to 59.8%
Disagree	10	21.7%	12.3% to 35.6%
Strongly di	3	6.5%	2.2% to 17.5%

Select a chart and choose "Clustered Column", "100% Stacked Column", or "Pie" chart in Powerpoint or
To create a correct "100% Stacked Column" chart, choose the chart then click "Switch Row/Column" (PC

Count

	At this schc
Strongly ag	12
Agree	21
Disagree	10
Strongly di	3

Percent

	At this school, there is a feeling of trust among the staff.
Strongly ag	26.1%
Agree	45.7%
Disagree	21.7%
Strongly di	6.5%

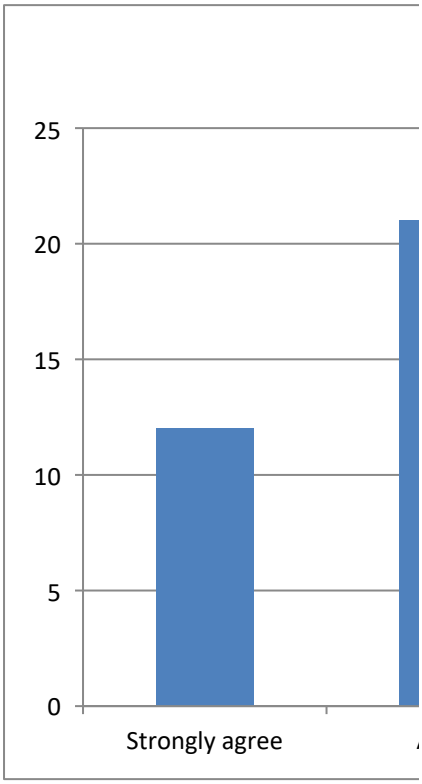

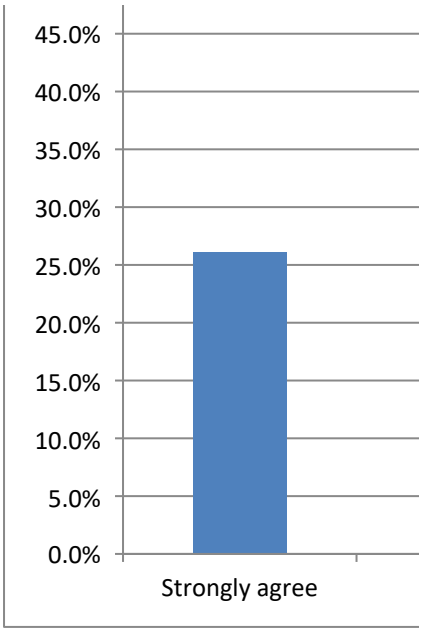
45.0%
40.0%
35.0%
30.0%
25.0%
20.0%
15.0%
10.0%
5.0%
0.0%
Strongly agree

· Excel, to change the chart type.
C) or "Switch Plot" (Mac) in the chart tools

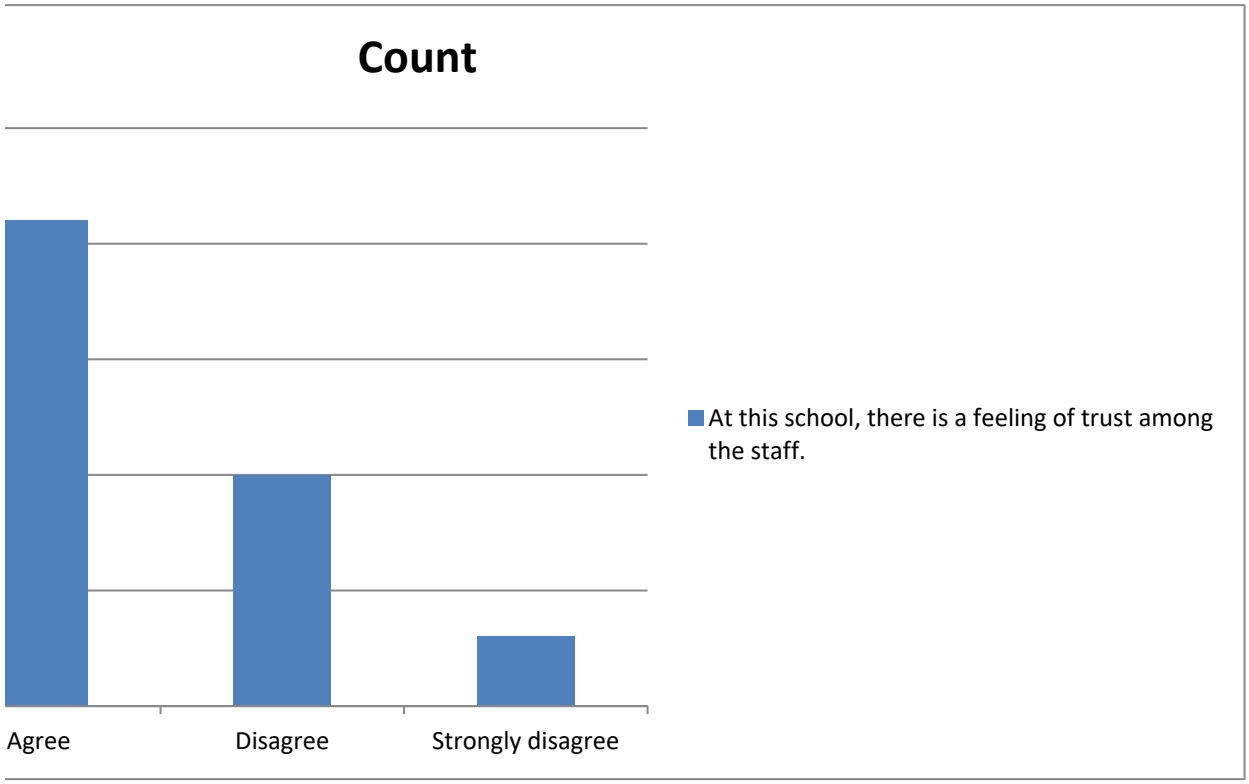

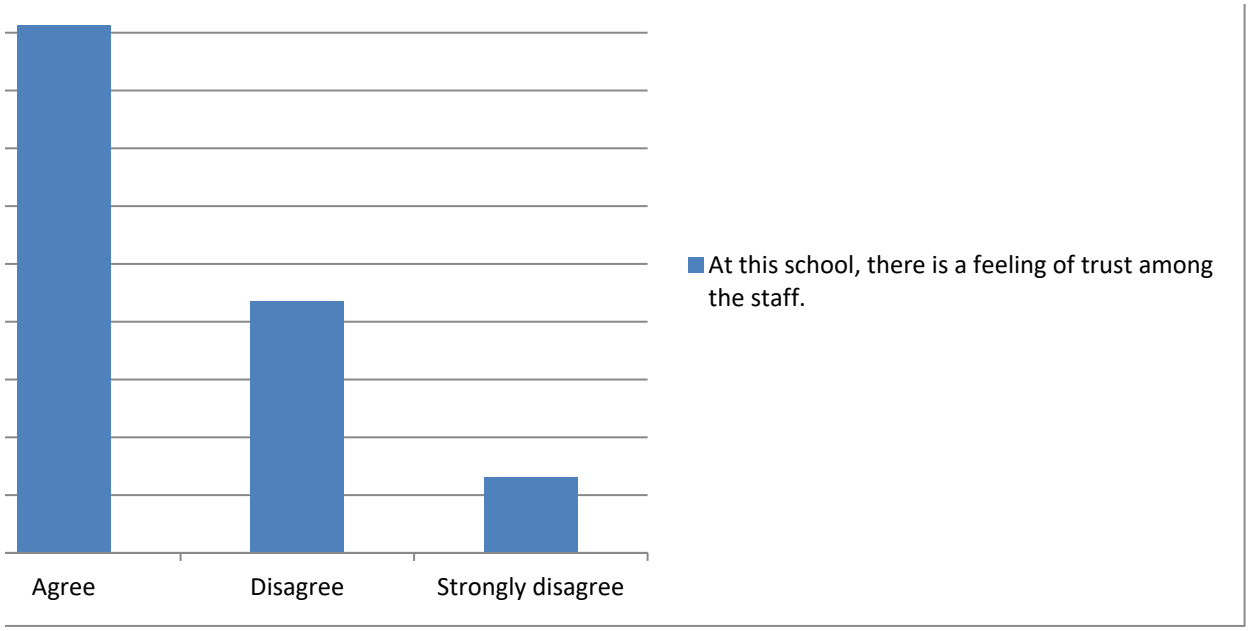
Agree
Disagree
Strongly disagree
At this school, there is a feeling of trust among the staff.

Summary of I know the role of the School Resource Officer (SRO).

Categorical Summary

Sample Siz	Number of Distinct Categories
32 of 32	4

I know the	Count	Percent of	Confidence Interval (Percent of Data)
Strongly ag	6	18.8%	8.9% to 35.3%
Agree	15	46.9%	30.9% to 63.6%
Disagree	9	28.1%	15.6% to 45.4%
Strongly di	2	6.3%	1.7% to 20.1%

Select a chart and choose "Clustered Column", "100% Stacked Column", or "Pie" chart in Powerpoint or
To create a correct "100% Stacked Column" chart, choose the chart then click "Switch Row/Column" (P(

Count

	I know the
Strongly ag	6
Agree	15
Disagree	9
Strongly di	2

Percent

	I know the role of the School Resource Officer (SRO).
Strongly ag	18.8%
Agree	46.9%
Disagree	28.1%
Strongly di	6.3%

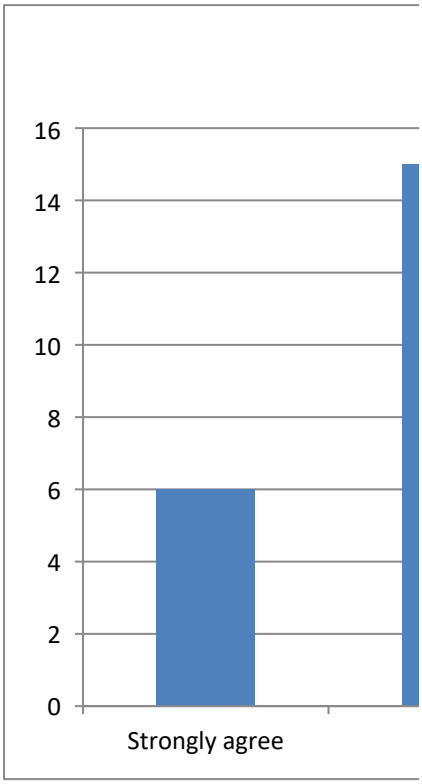

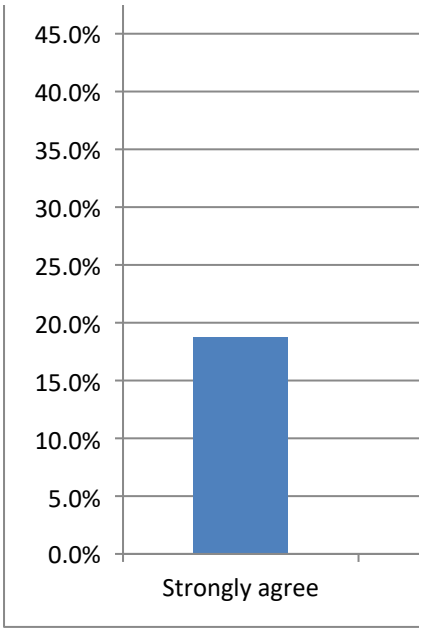
45.0%
40.0%
35.0%
30.0%
25.0%
20.0%
15.0%
10.0%
5.0%
0.0%
Strongly agree

· Excel, to change the chart type.
C) or "Switch Plot" (Mac) in the chart tools

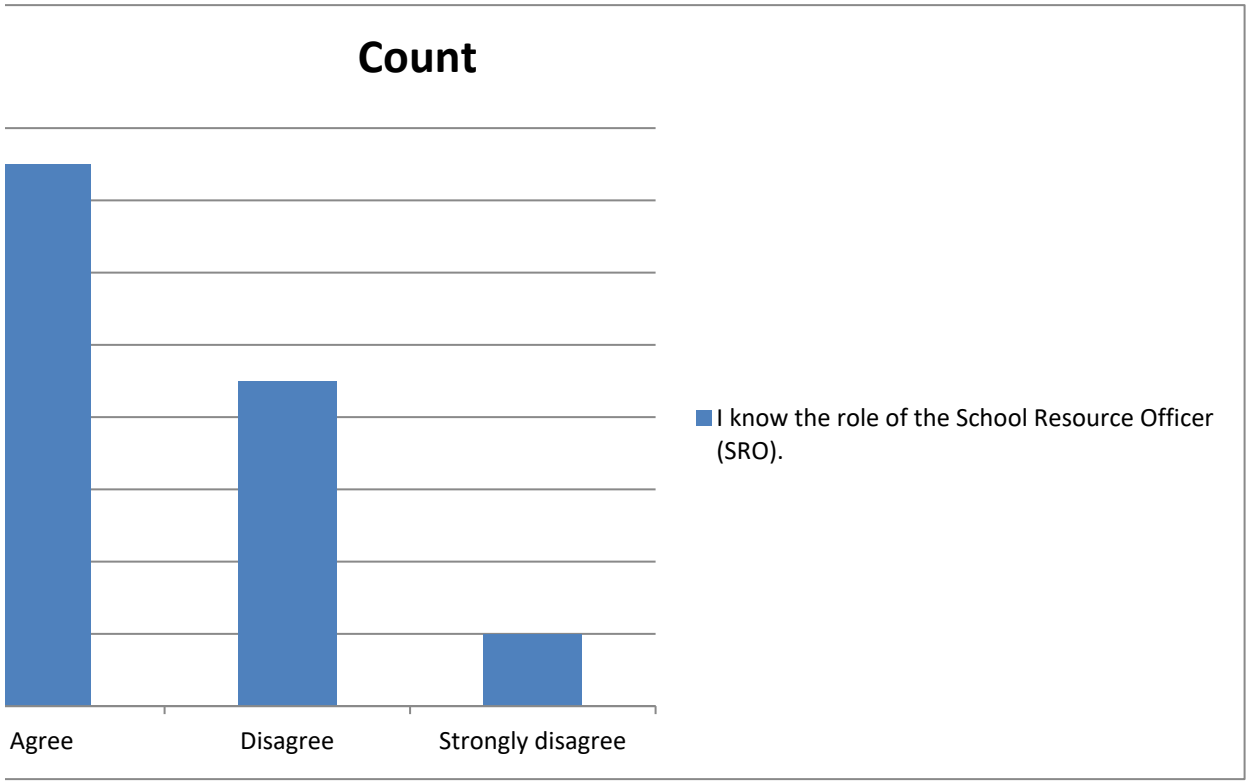

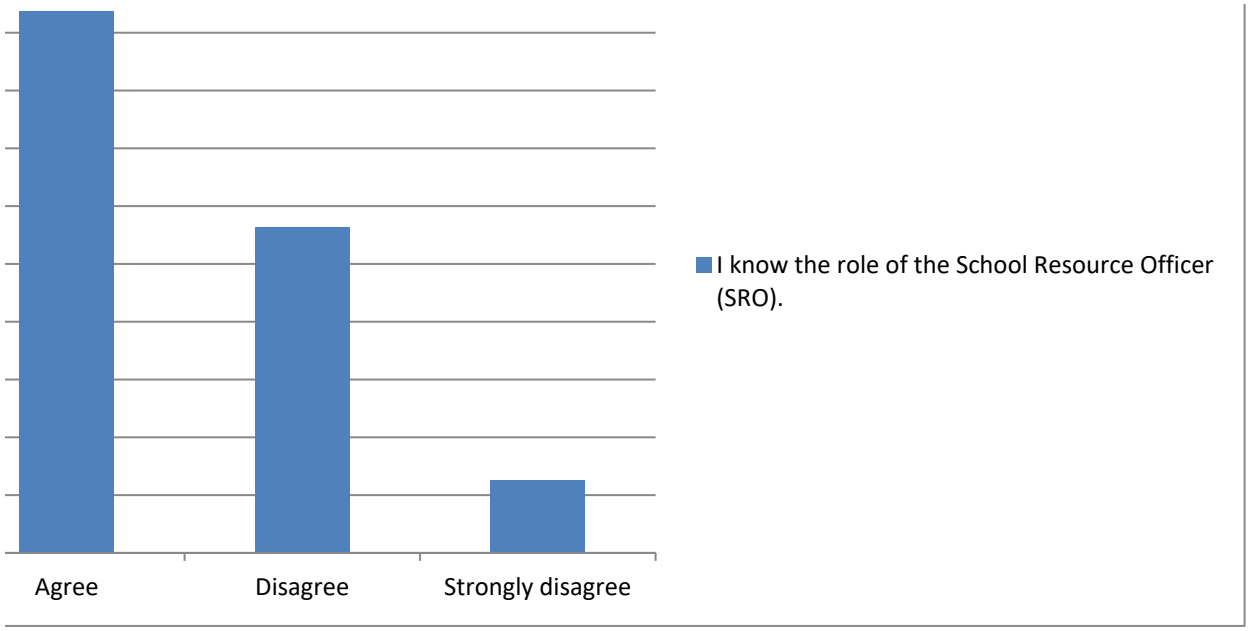
Agree
Disagree
Strongly disagree
I know the role of the School Resource Officer (SRO).

Summary of I feel welcome at this school.

Categorical Summary

Sample Siz	Number of Distinct Categories
34 of 34	4

I feel welcc	Count	Percent of	Confidence Interval (Percent of Data)
Strongly ag	16	47.1%	31.5% to 63.3%
Agree	15	44.1%	28.9% to 60.5%
Disagree	2	5.9%	1.6% to 19.1%
Strongly di	1	2.9%	0.5% to 14.9%

Select a chart and choose "Clustered Column", "100% Stacked Column", or "Pie" chart in Powerpoint or
To create a correct "100% Stacked Column" chart, choose the chart then click "Switch Row/Column" (PC

Count

	I feel welcc
Strongly ag	16
Agree	15
Disagree	2
Strongly di	1

Percent

	I feel welcome at this school.
Strongly ag	47.1%
Agree	44.1%
Disagree	5.9%
Strongly di	2.9%

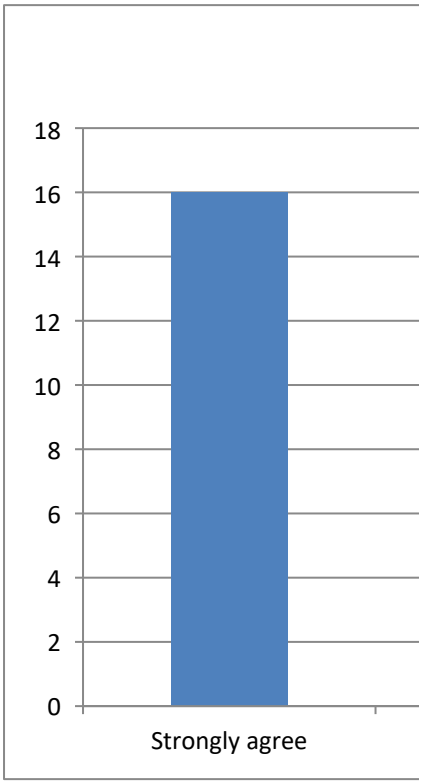



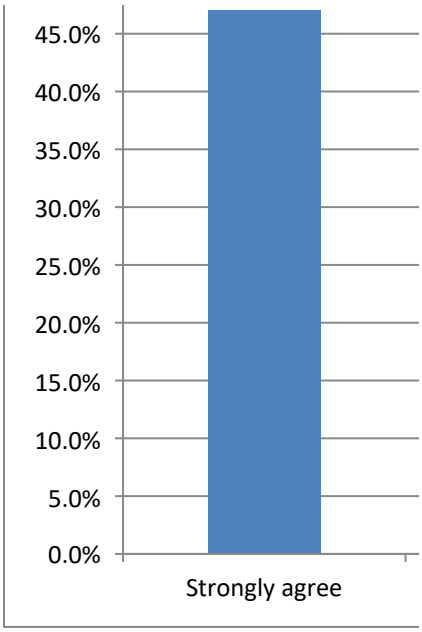
45.0%
40.0%
35.0%
30.0%
25.0%
20.0%
15.0%
10.0%
5.0%
0.0%
Strongly agree

· Excel, to change the chart type.
C) or "Switch Plot" (Mac) in the chart tools

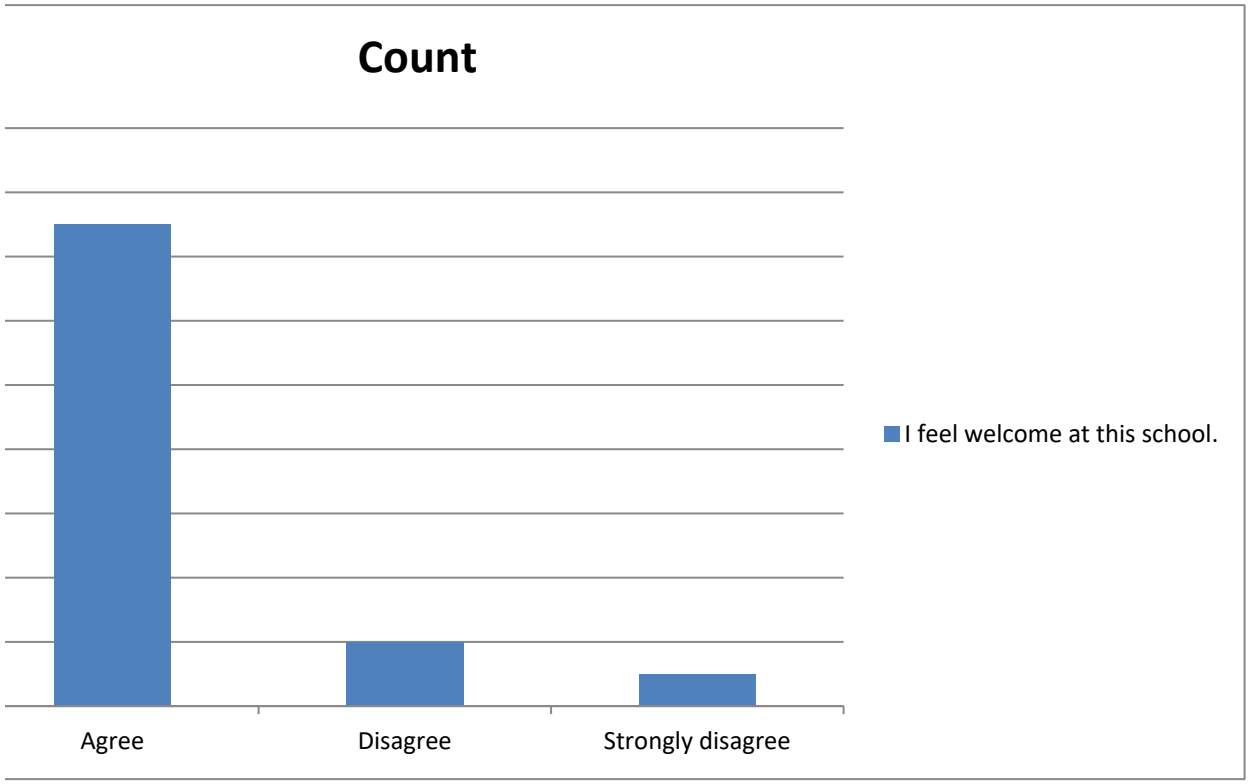

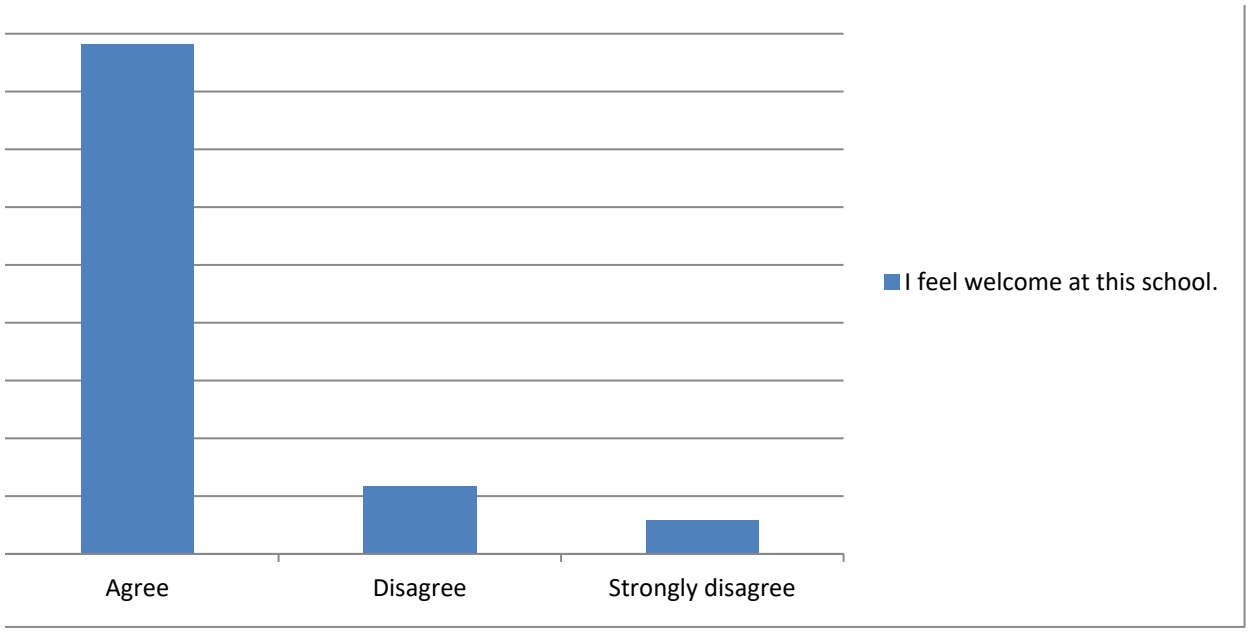
I feel welcome at this school.
Agree
Disagree
Strongly disagree

Summary of This school encourages me to be an active partner in educating my student.

Categorical Summary

Sample Size	Number of Distinct Categories
34 of 34	4

This school	Count	Percent of	Confidence Interval (Percent of Data)
Strongly ag	12	35.3%	21.5% to 52.1%
Agree	14	41.2%	26.4% to 57.8%
Disagree	6	17.6%	8.3% to 33.5%
Strongly di	2	5.9%	1.6% to 19.1%

Select a chart and choose "Clustered Column", "100% Stacked Column", or "Pie" chart in Powerpoint or
To create a correct "100% Stacked Column" chart, choose the chart then click "Switch Row/Column" (PC

Count

	This school
Strongly ag	12
Agree	14
Disagree	6
Strongly di	2

Percent

	This school encourages me to be an active partner in edu
Strongly ag	35.3%
Agree	41.2%
Disagree	17.6%
Strongly di	5.9%

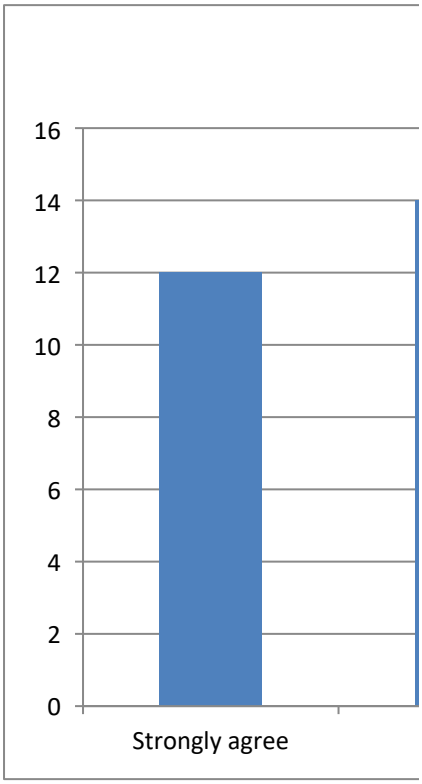

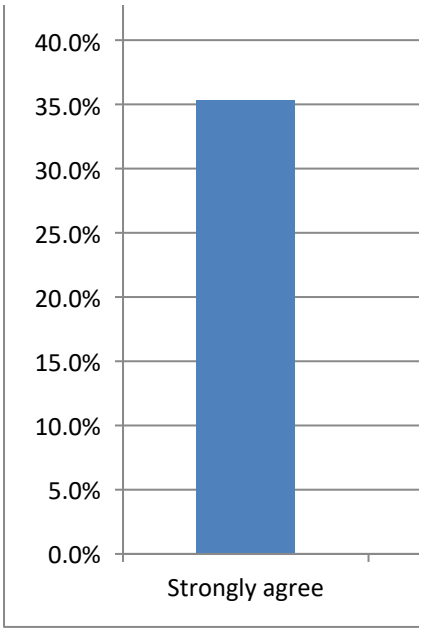
40.0%
35.0%
30.0%
25.0%
20.0%
15.0%
10.0%
5.0%
0.0%
Strongly agree

· Excel, to change the chart type.
C) or "Switch Plot" (Mac) in the chart tools

cating my student.

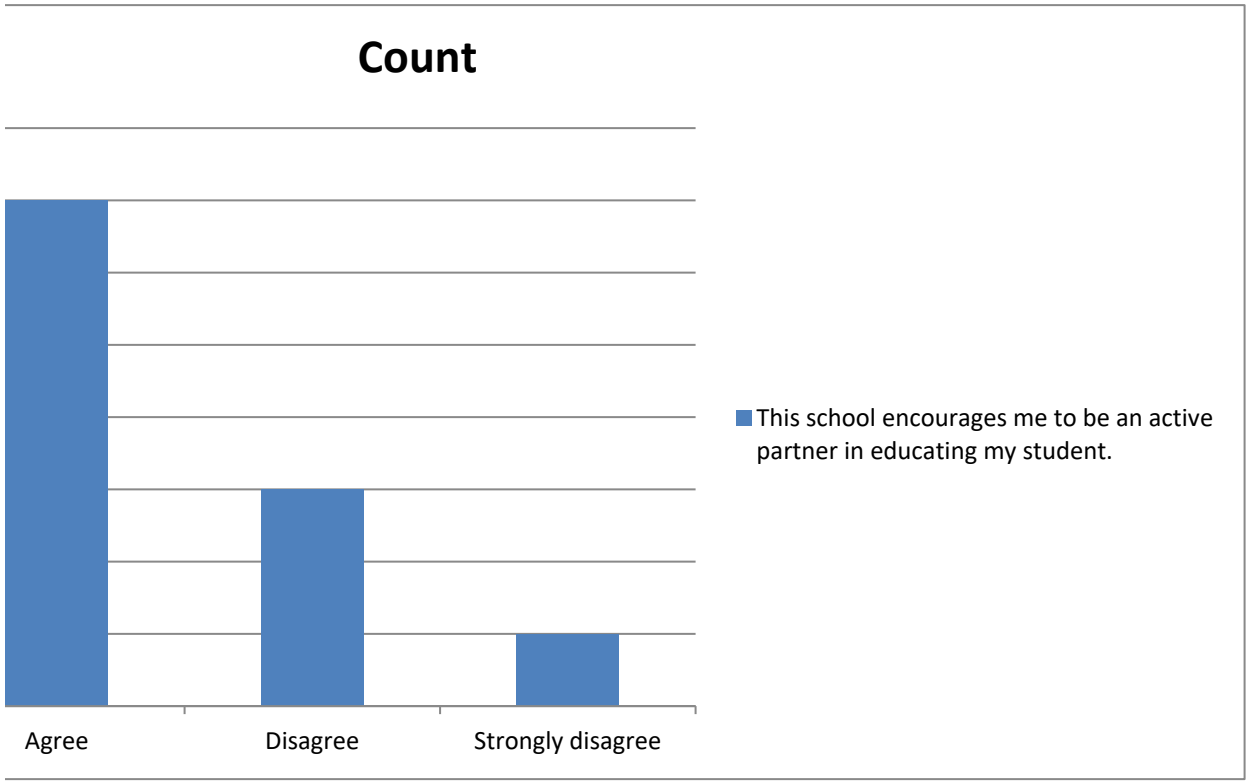

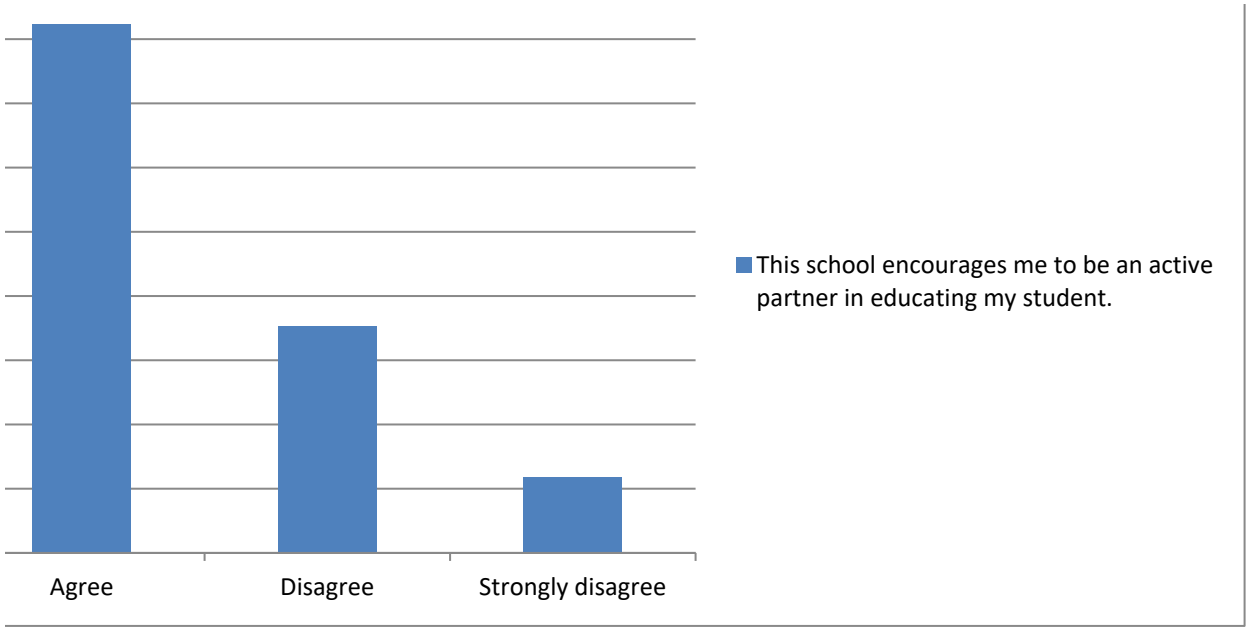
Agree
Disagree
Strongly disagree
This school encourages me to be an active partner in educating my student.

Summary of I feel comfortable talking to an employee at this school.

Categorical Summary

Sample Size	Number of Distinct Categories
34 of 34	4

I feel comfo	Count	Percent of	Confidence Interval (Percent of Data)
Strongly ag	15	44.1%	28.9% to 60.5%
Agree	15	44.1%	28.9% to 60.5%
Disagree	3	8.8%	3.0% to 23.0%
Strongly dis	1	2.9%	0.5% to 14.9%

Select a chart and choose "Clustered Column", "100% Stacked Column", or "Pie" chart in Powerpoint or
To create a correct "100% Stacked Column" chart, choose the chart then click "Switch Row/Column" (PC

Count

	I feel comfo
Strongly ag	15
Agree	15
Disagree	3
Strongly dis	1

Percent

	I feel comfortable talking to an employee at this school.
Strongly ag	44.1%
Agree	44.1%
Disagree	8.8%
Strongly dis	2.9%

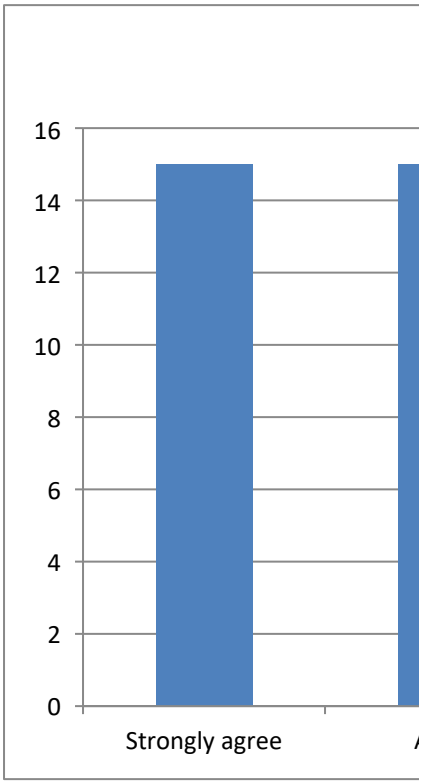

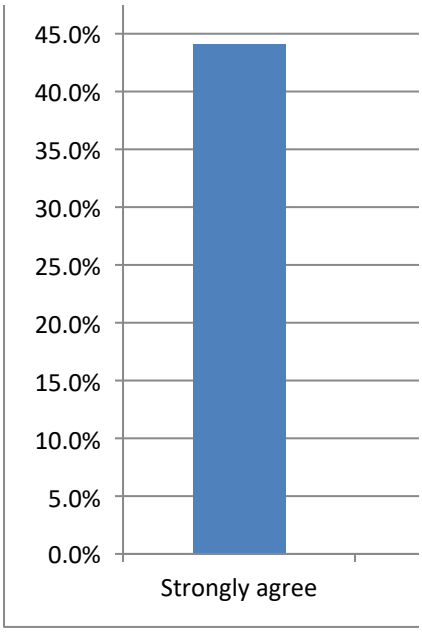
45.0%
40.0%
35.0%
30.0%
25.0%
20.0%
15.0%
10.0%
5.0%
0.0%
Strongly agree

· Excel, to change the chart type.
C) or "Switch Plot" (Mac) in the chart tools

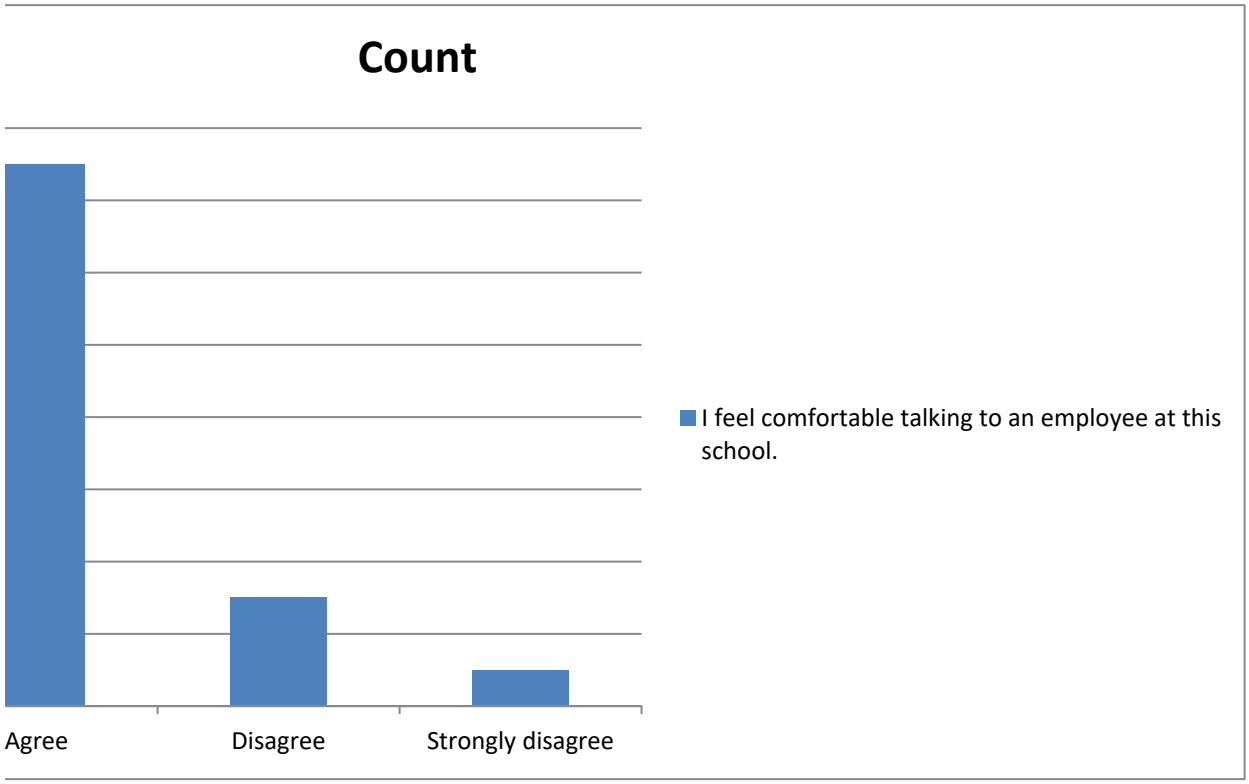

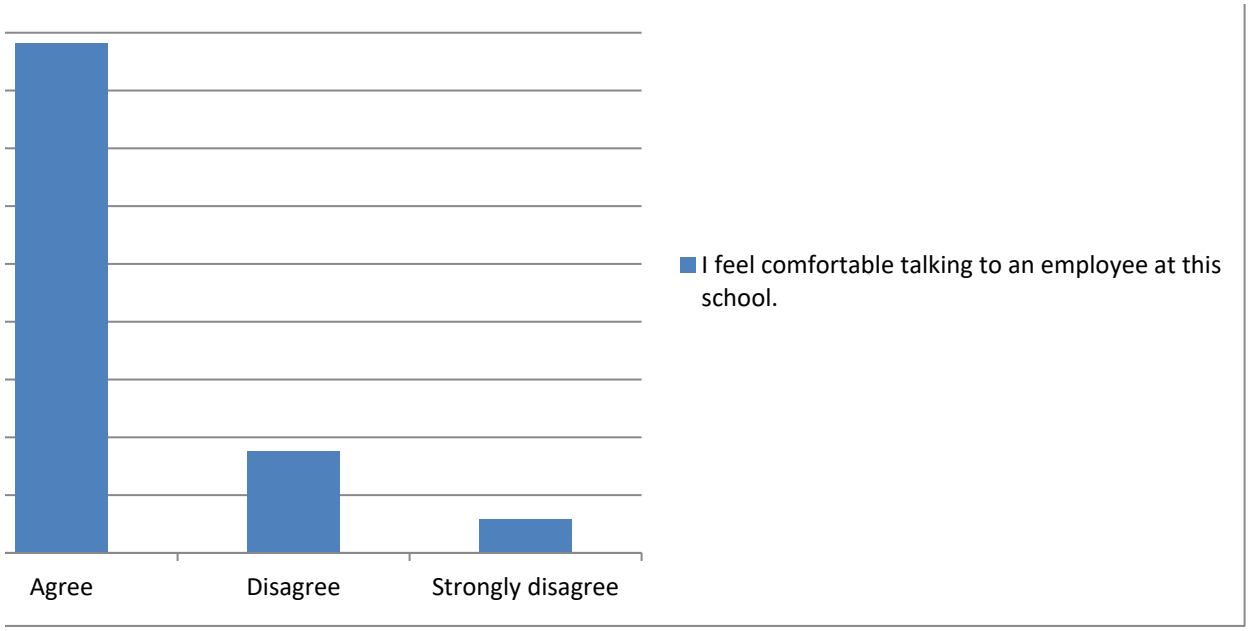
Agree
Disagree
Strongly disagree
I feel comfortable talking to an employee at this school.

Summary of Attending school every day is important for my student to do well in their classes.

Categorical Summary

Sample Siz	Number of Distinct Categories
34 of 34	4

Attending s	Count	Percent of	Confidence Interval (Percent of Data)
Strongly ag	20	58.8%	42.2% to 73.6%
Agree	10	29.4%	16.8% to 46.2%
Disagree	3	8.8%	3.0% to 23.0%
Strongly di	1	2.9%	0.5% to 14.9%

Select a chart and choose "Clustered Column", "100% Stacked Column", or "Pie" chart in Powerpoint or
To create a correct "100% Stacked Column" chart, choose the chart then click "Switch Row/Column" (PC

Count

	Attending s
Strongly ag	20
Agree	10
Disagree	3
Strongly di	1

Percent

	Attending school every day is important for my student tc
Strongly ag	58.8%
Agree	29.4%
Disagree	8.8%
Strongly di	2.9%

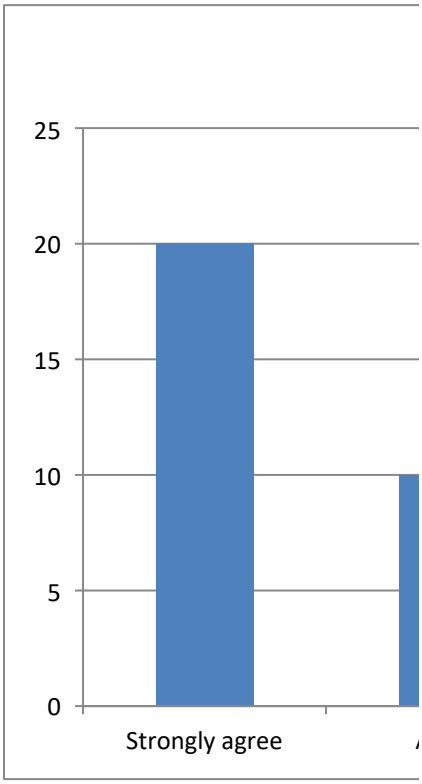

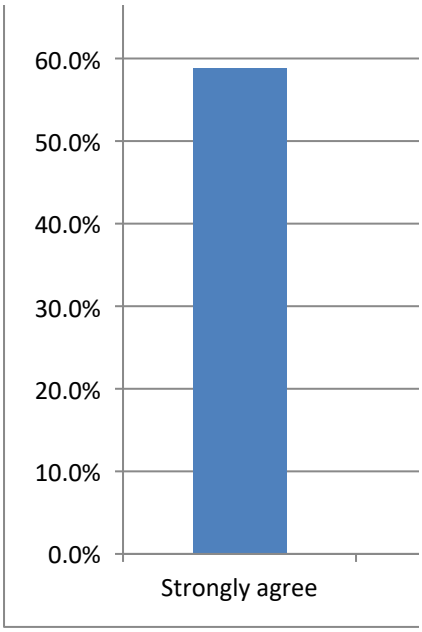
60.0%
50.0%
40.0%
30.0%
20.0%
10.0%
0.0%
Strongly agree

· Excel, to change the chart type.
C) or "Switch Plot" (Mac) in the chart tools

o do well in their classes.

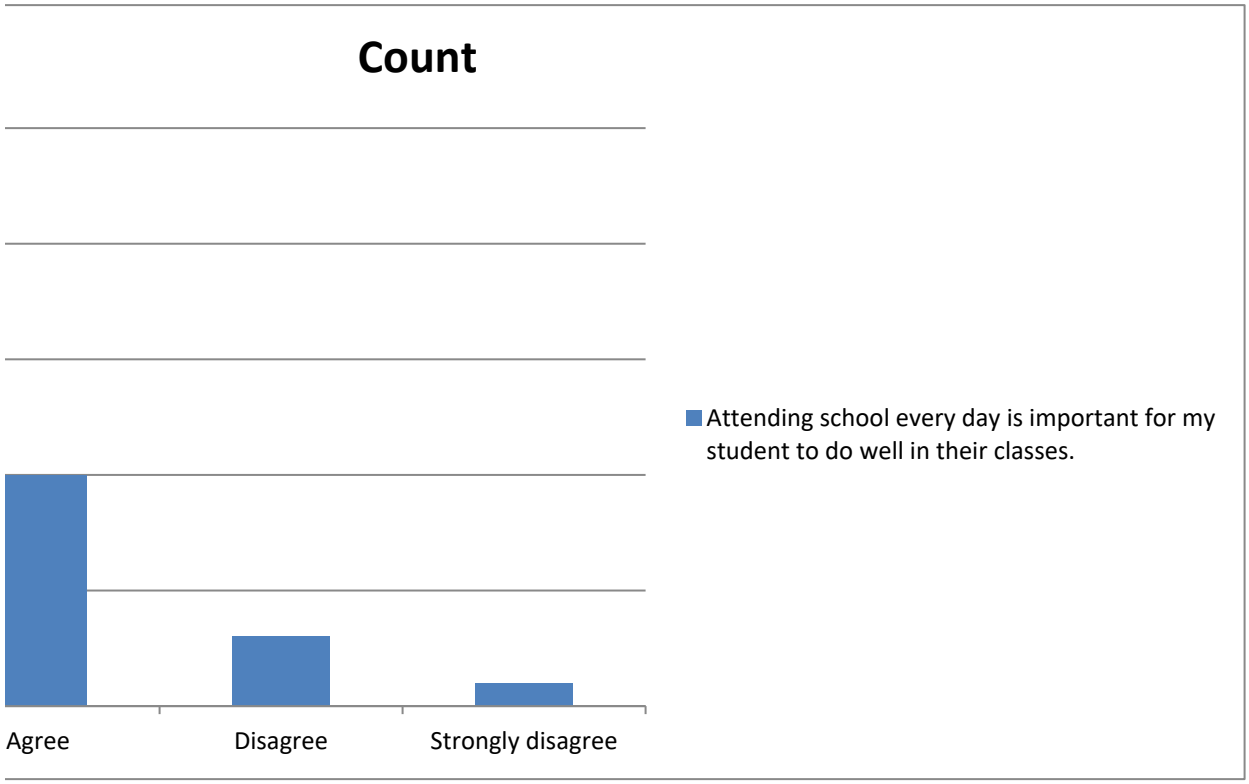

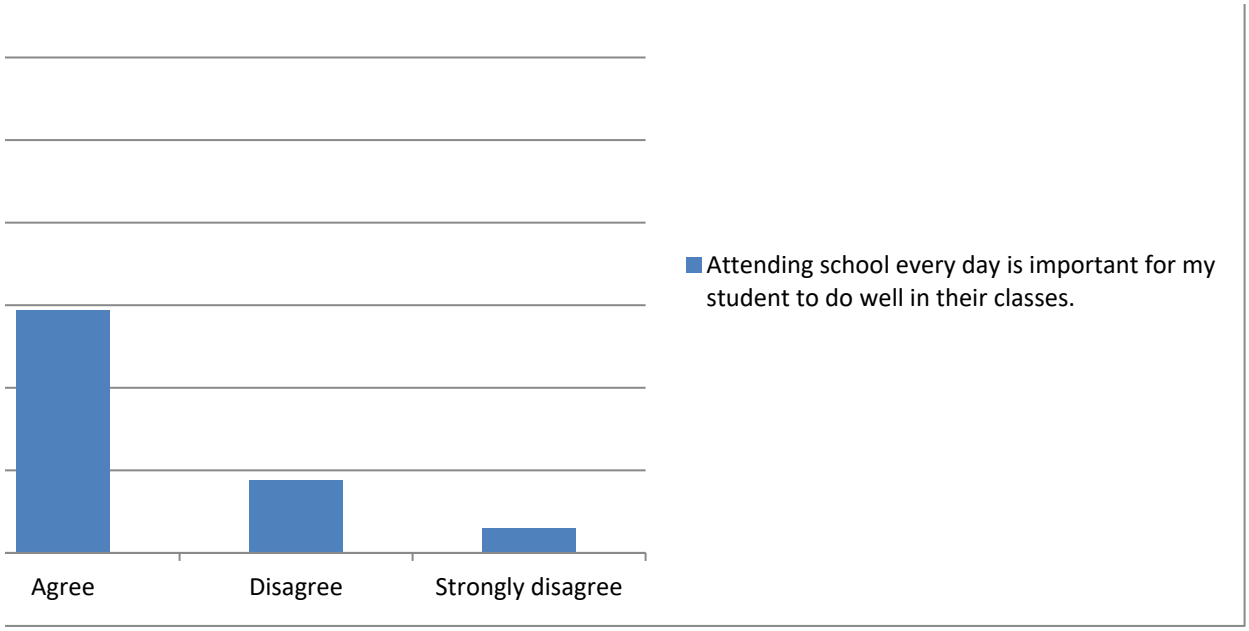
Attending school every day is important for my student to do well in their classes.
Agree
Disagree
Strongly disagree

Summary of Community perception of this school is positive.

Categorical Summary

Sample Siz	Number of Distinct Categories
34 of 34	4

Community	Count	Percent of	Confidence Interval (Percent of Data)
Strongly ag	11	32.4%	19.1% to 49.2%
Agree	12	35.3%	21.5% to 52.1%
Disagree	7	20.6%	10.3% to 36.8%
Strongly di	4	11.8%	4.7% to 26.6%

Select a chart and choose "Clustered Column", "100% Stacked Column", or "Pie" chart in Powerpoint or
To create a correct "100% Stacked Column" chart, choose the chart then click "Switch Row/Column" (PC

Count

	Community
Strongly ag	11
Agree	12
Disagree	7
Strongly di	4

Percent

	Community perception of this school is positive.
Strongly ag	32.4%
Agree	35.3%
Disagree	20.6%
Strongly di	11.8%

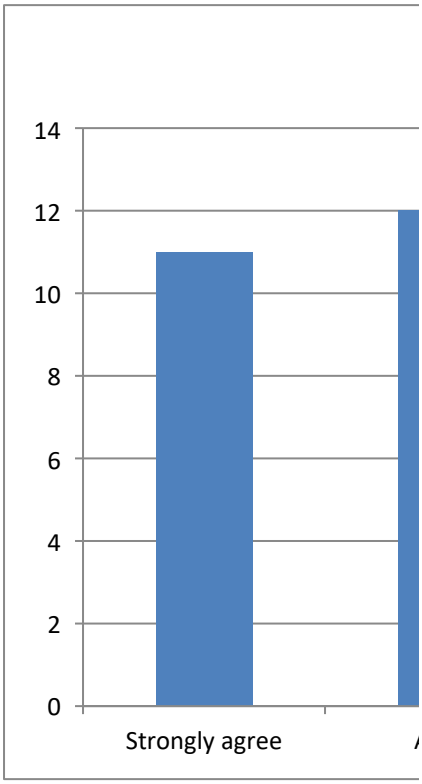

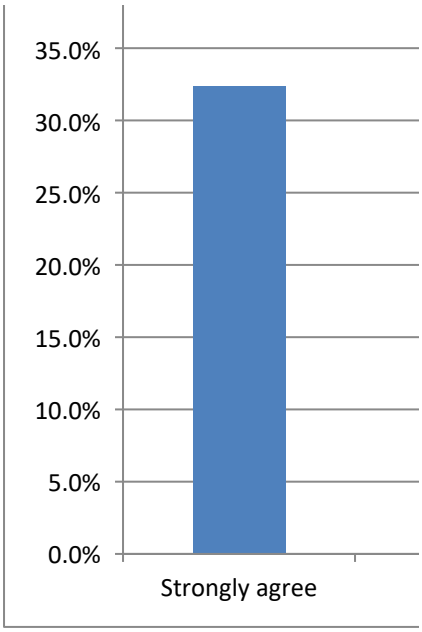
35.0%
30.0%
25.0%
20.0%
15.0%
10.0%
5.0%
0.0%
Strongly agree

· Excel, to change the chart type.
C) or "Switch Plot" (Mac) in the chart tools

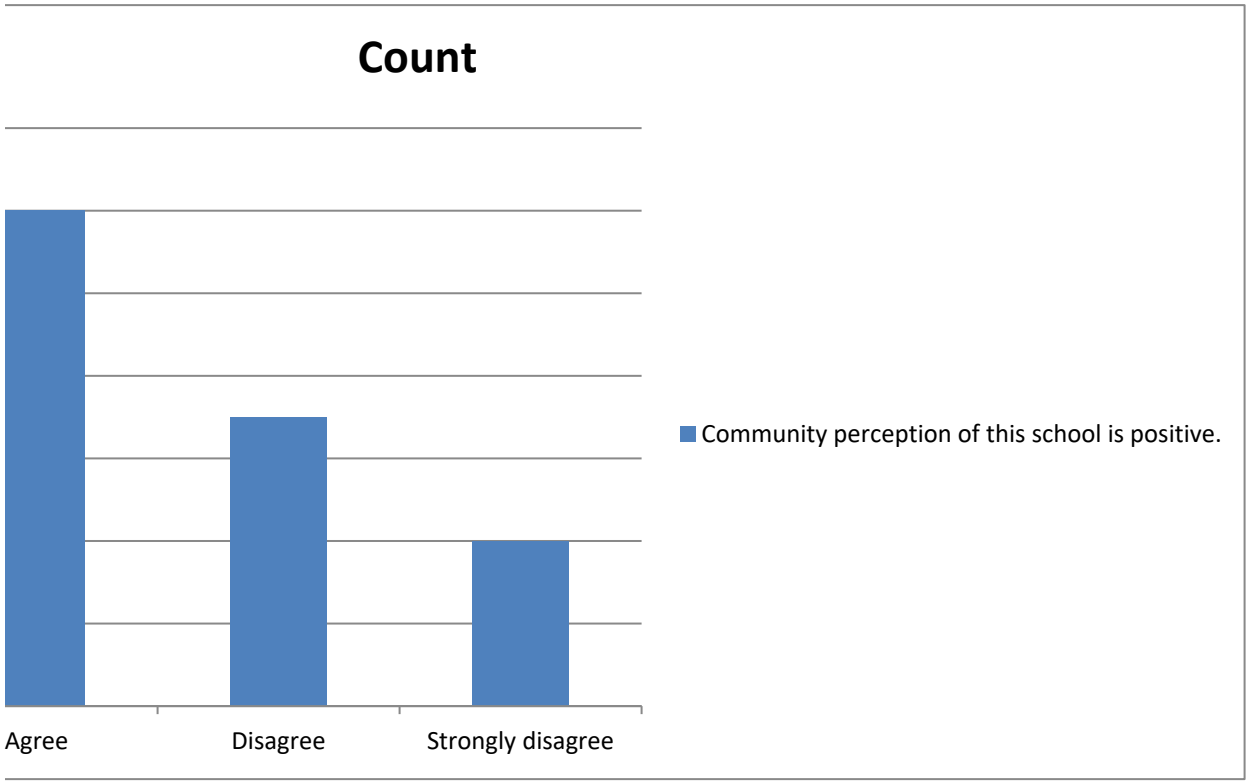

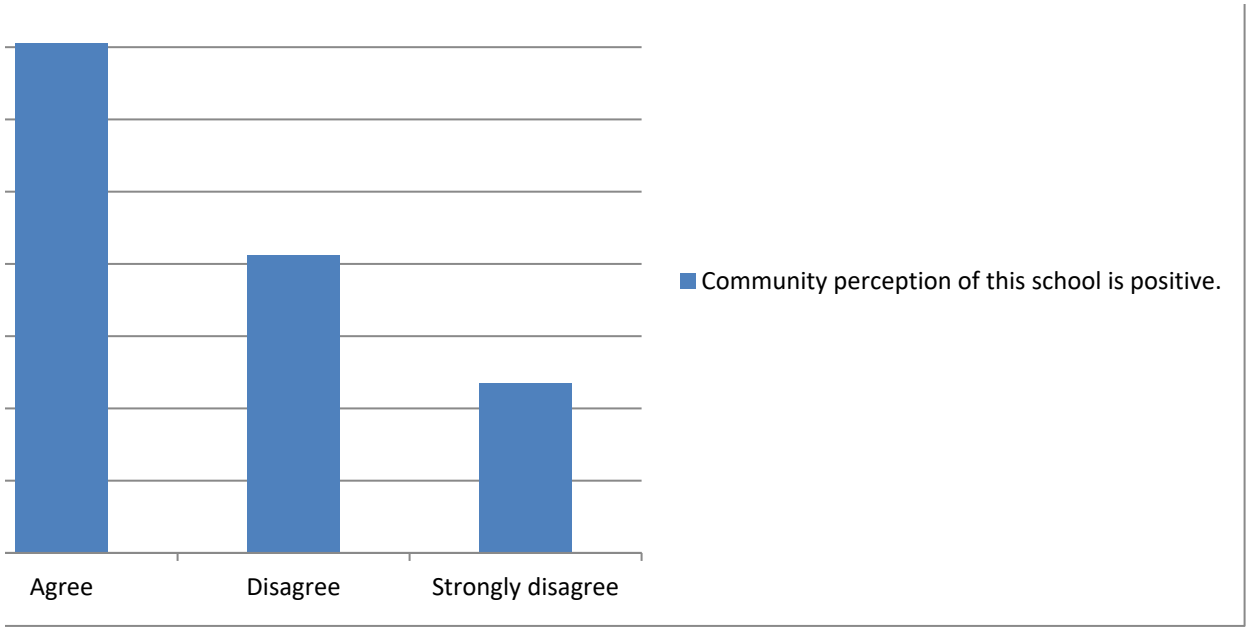
Agree
Disagree
Strongly disagree
Community perception of this school is positive.

Summary of This school or local education agency (district/charter) provides training in safety procedur

Categorical Summary

Sample Size	Number of Distinct Categories
34 of 34	5

This school	Count	Percent of	Confidence Interval (Percent of Data)
Strongly ag	8	23.5%	12.4% to 40.0%
Agree	18	52.9%	36.7% to 68.5%
Disagree	1	2.9%	0.5% to 14.9%
Strongly dis	1	2.9%	0.5% to 14.9%
I don't know	6	17.6%	8.3% to 33.5%

Select a chart and choose "Clustered Column", "100% Stacked Column", or "Pie" chart in Powerpoint or
To create a correct "100% Stacked Column" chart, choose the chart then click "Switch Row/Column" (PC

Count

	This school
Strongly ag	8
Agree	18
Disagree	1
Strongly dis	1
I don't know	6

Percent

	This school or local education agency (district/charter) pr
Strongly ag	23.5%
Agree	52.9%
Disagree	2.9%
Strongly dis	2.9%
I don't know	17.6%

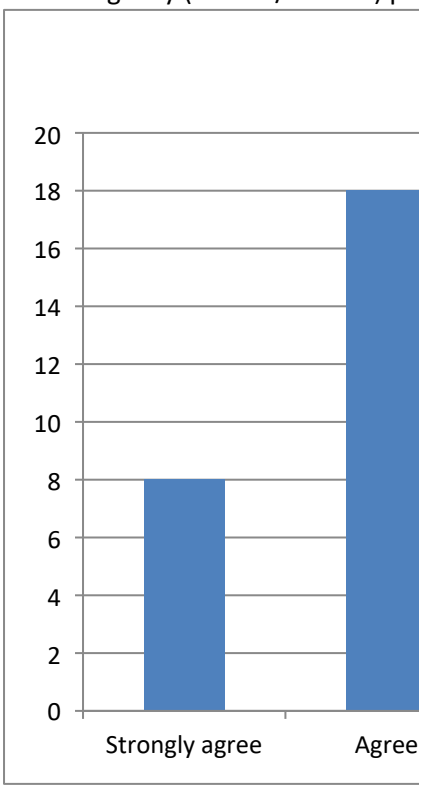

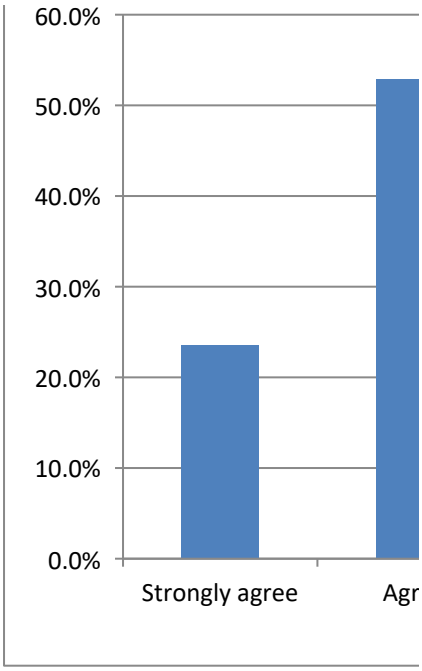
60.0%
50.0%
40.0%
30.0%
20.0%
10.0%
0.0%
Strongly agree
Agr

·es to my student (e.g. lockdown, lockout, evacuate, shelter in place).

· Excel, to change the chart type.
C) or "Switch Plot" (Mac) in the chart tools

ovides training in safety procedures to my student (e.g. lockdown, lockout, evacuate, shelter in place).

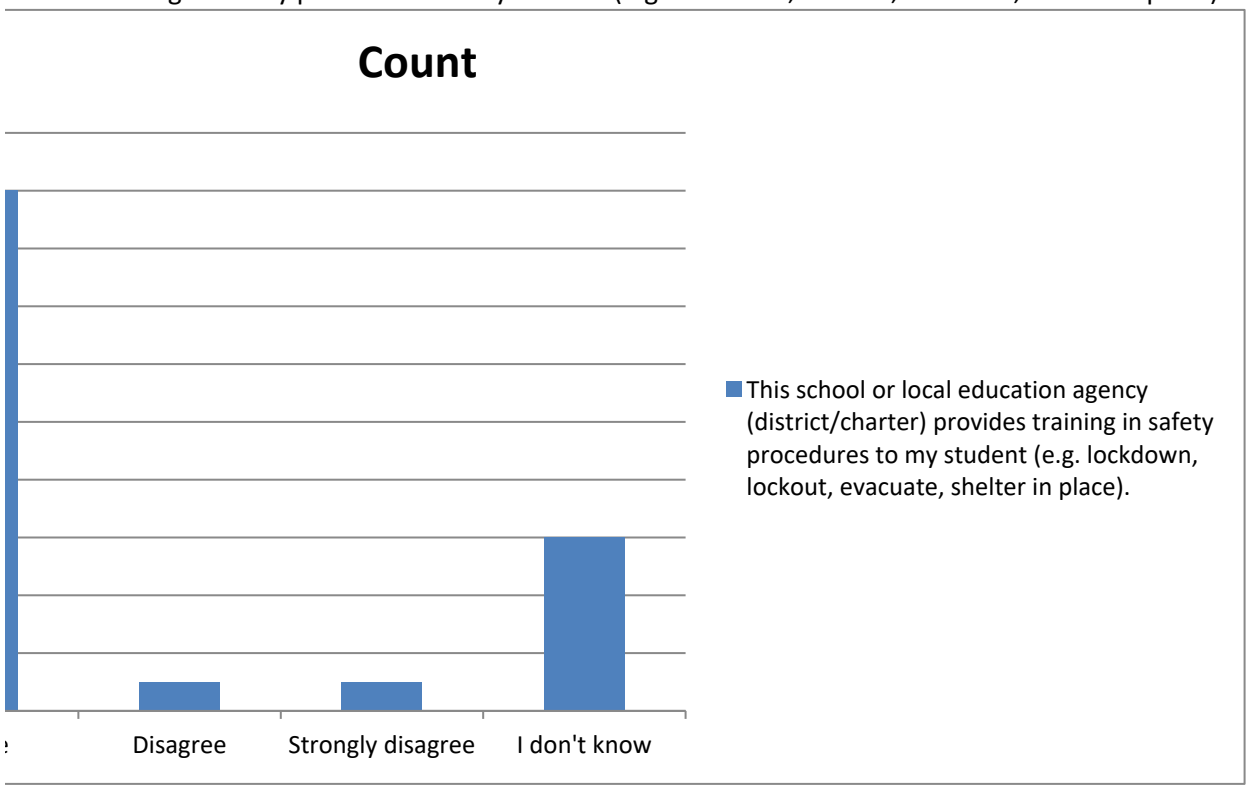

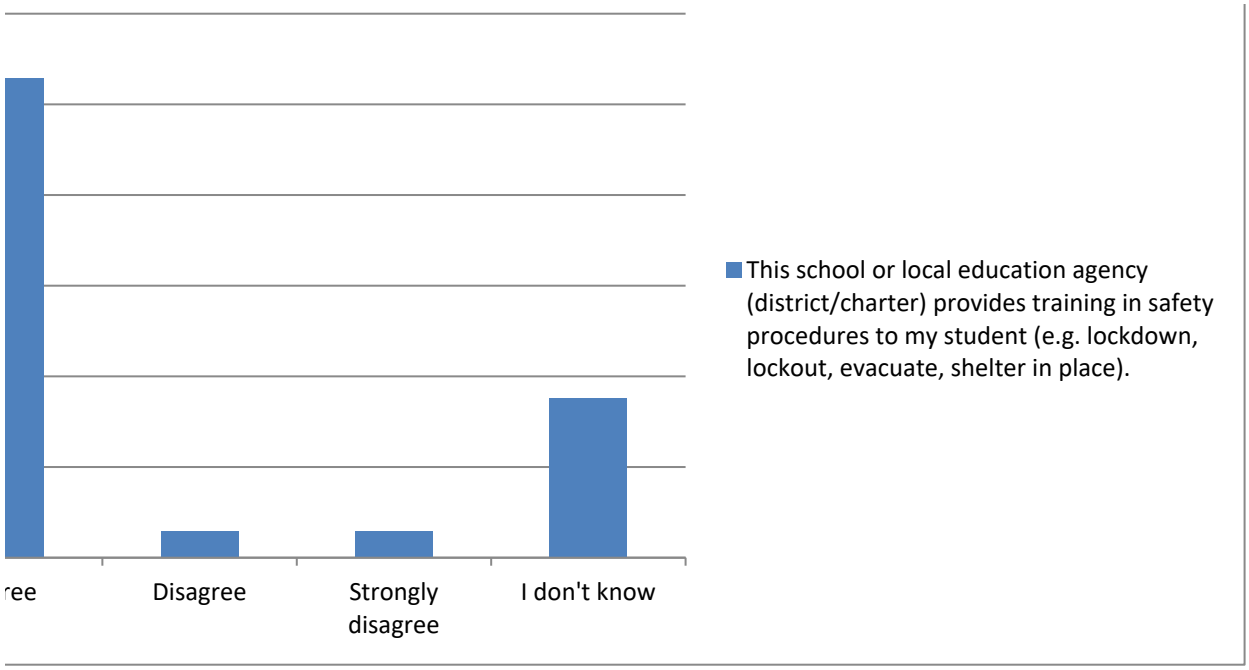
ree
Disagree
Strongly disagree
I don't know
This school or local education agency (district/charter) provides training in safety procedures to my student (e.g. lockdown, lockout, evacuate, shelter in place).

Summary of This school notifies parents or guardians effectively in the case of a school-wide emergency

Categorical Summary

Sample Size	Number of Distinct Categories
34 of 34	5

This school	Count	Percent of	Confidence Interval (Percent of Data)
Strongly ag	11	32.4%	19.1% to 49.2%
Agree	14	41.2%	26.4% to 57.8%
Disagree	4	11.8%	4.7% to 26.6%
Strongly dis	3	8.8%	3.0% to 23.0%
I don't know	2	5.9%	1.6% to 19.1%

Select a chart and choose "Clustered Column", "100% Stacked Column", or "Pie" chart in Powerpoint or
To create a correct "100% Stacked Column" chart, choose the chart then click "Switch Row/Column" (PC

Count

	This school
Strongly ag	11
Agree	14
Disagree	4
Strongly dis	3
I don't know	2

Percent

	This school notifies parents or guardians effectively in the
Strongly ag	32.4%
Agree	41.2%
Disagree	11.8%
Strongly dis	8.8%
I don't know	5.9%

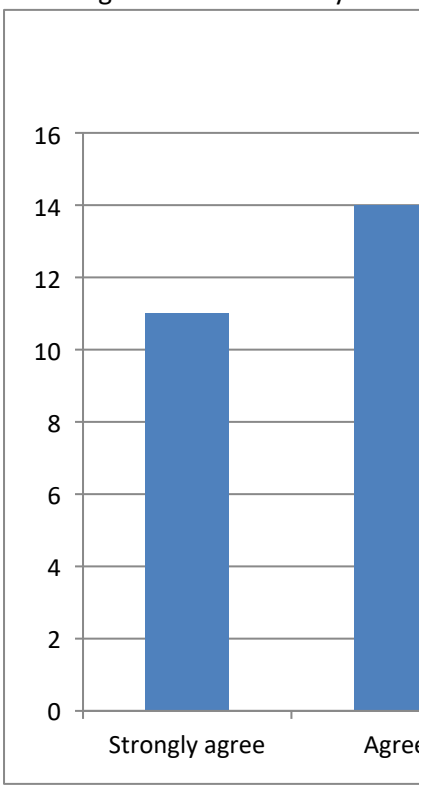

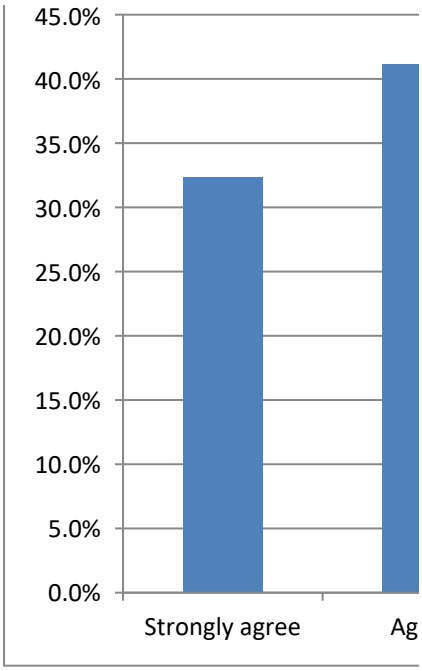
45.0%
40.0%
35.0%
30.0%
25.0%
20.0%
15.0%
10.0%
5.0%
0.0%
Strongly agree
Ag

y.

· Excel, to change the chart type.
C) or "Switch Plot" (Mac) in the chart tools

e case of a school-wide emergency.

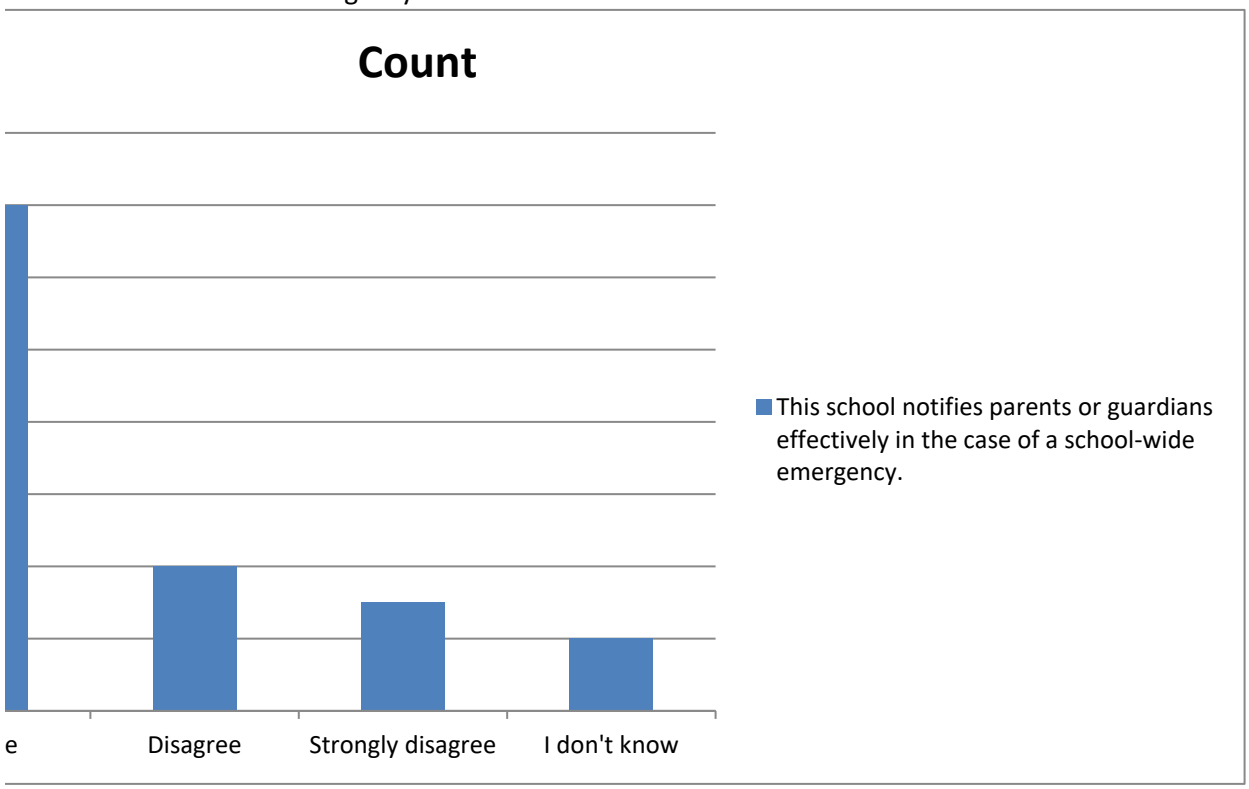

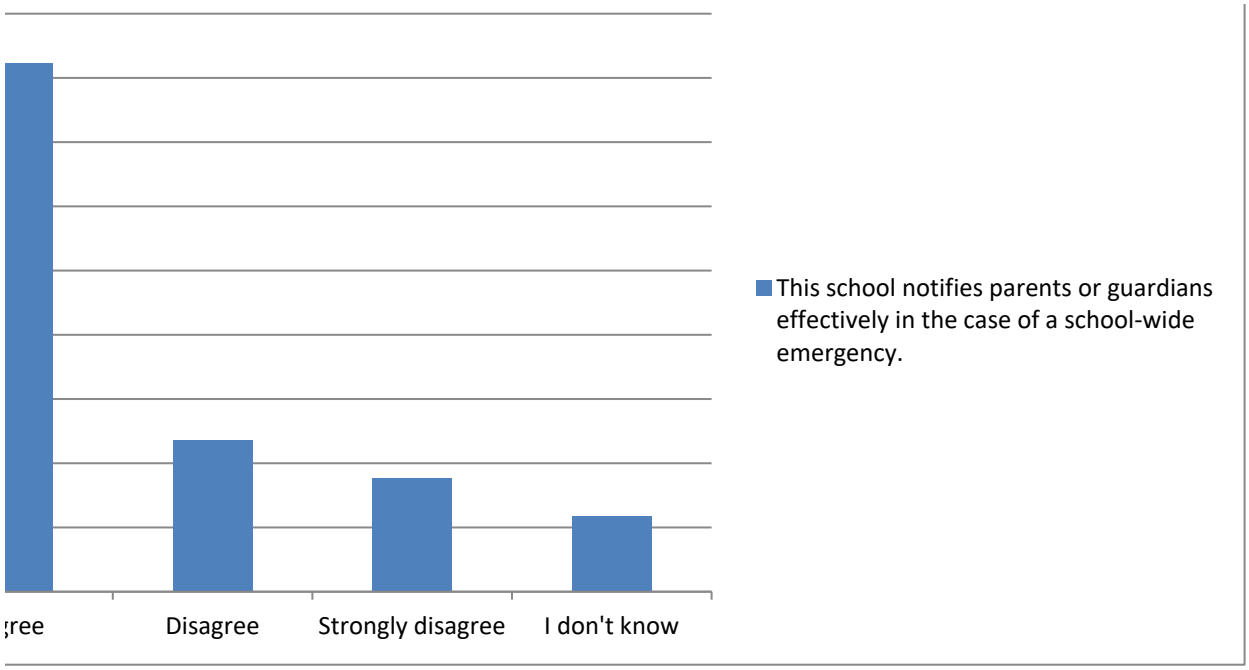
gree
Disagree
Strongly disagree
I don't know
This school notifies parents or guardians effectively in the case of a school-wide emergency.

Summary of School rules are applied equally to all students.

Categorical Summary

Sample Siz	Number of Distinct Categories
34 of 34	5

School rule	Count	Percent of	Confidence Interval (Percent of Data)
Strongly ag	9	26.5%	14.6% to 43.1%
Agree	8	23.5%	12.4% to 40.0%
Disagree	8	23.5%	12.4% to 40.0%
Strongly di	7	20.6%	10.3% to 36.8%
I don't kno	2	5.9%	1.6% to 19.1%

Select a chart and choose "Clustered Column", "100% Stacked Column", or "Pie" chart in Powerpoint or
To create a correct "100% Stacked Column" chart, choose the chart then click "Switch Row/Column" (PC

Count

School rule	
Strongly ag	9
Agree	8
Disagree	8
Strongly di	7
I don't kno	2

Percent

School rules are applied equally to all students.	
Strongly ag	26.5%
Agree	23.5%
Disagree	23.5%
Strongly di	20.6%
I don't kno	5.9%

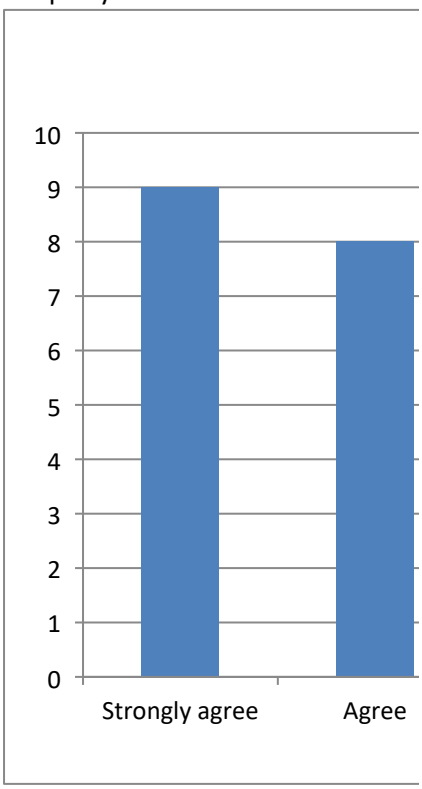

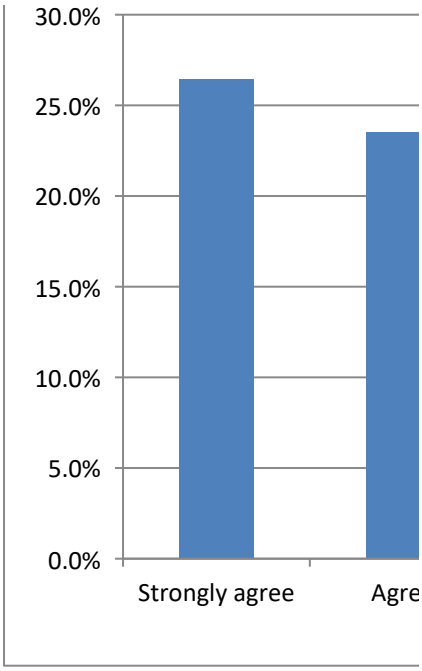
30.0%
25.0%
20.0%
15.0%
10.0%
5.0%
0.0%
Strongly agree
Agre

· Excel, to change the chart type.
C) or "Switch Plot" (Mac) in the chart tools

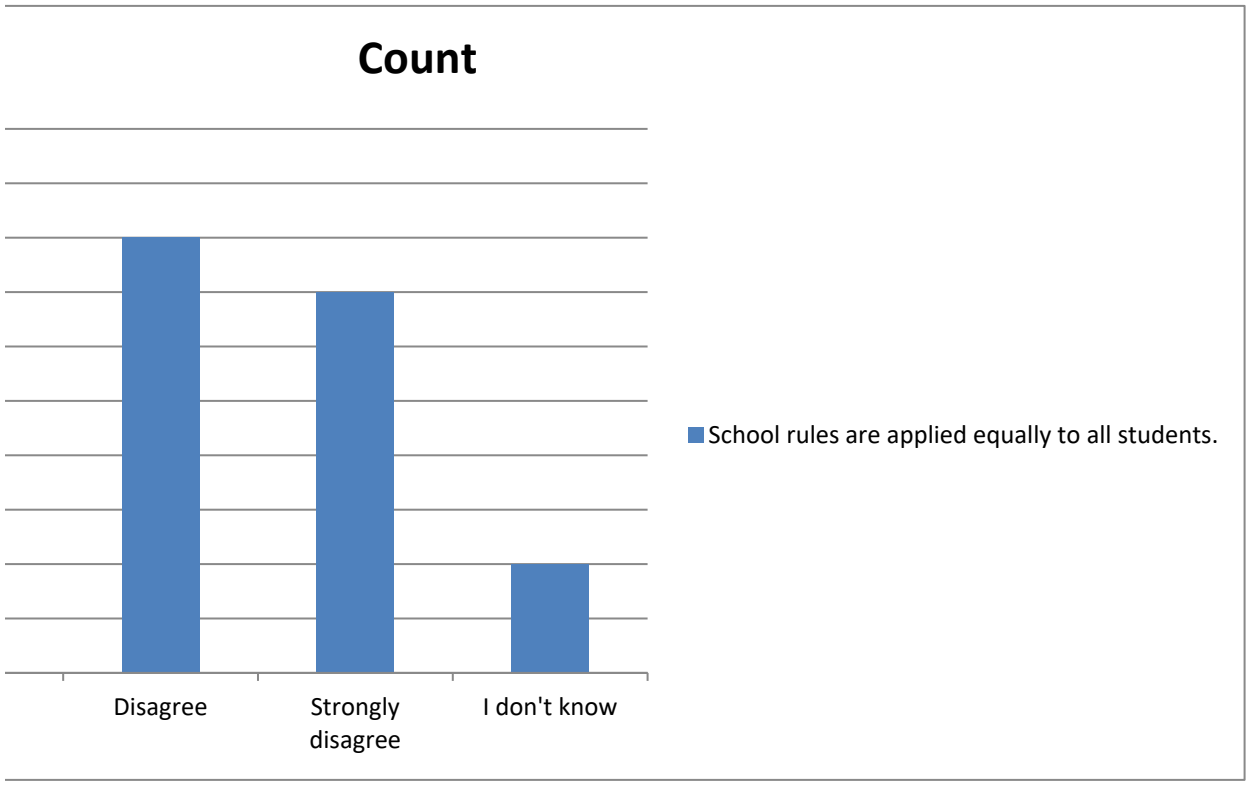

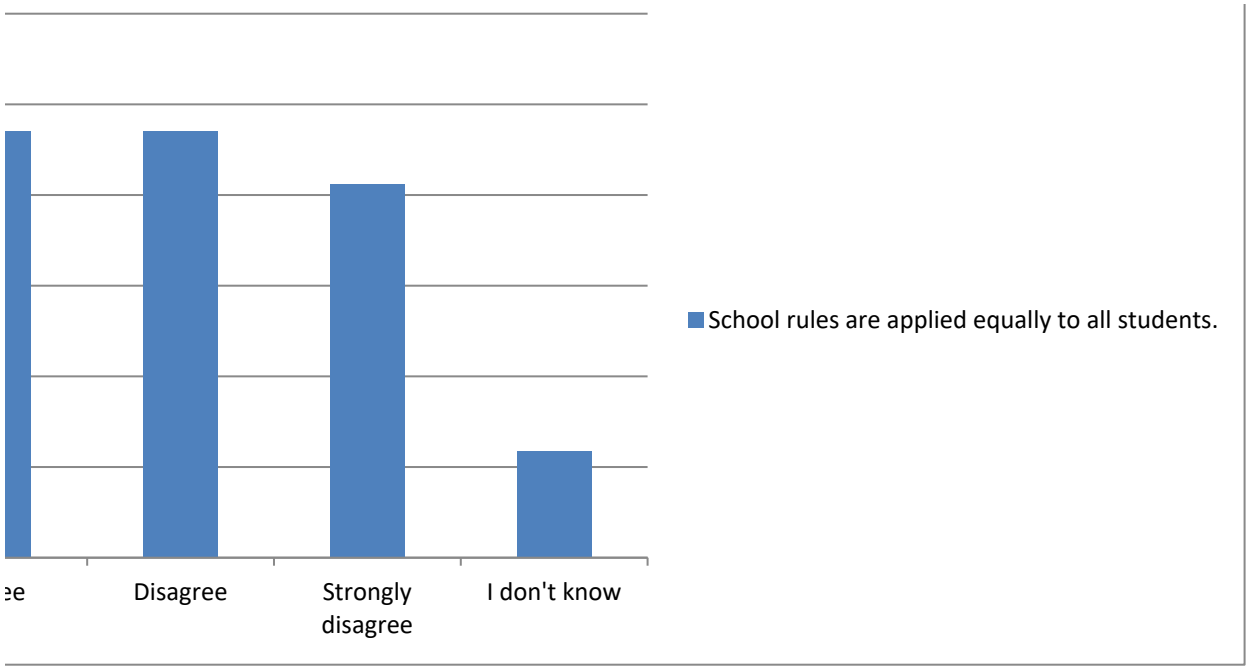
ee
Disagree
Strongly disagree
I don't know
School rules are applied equally to all students.

Summary of Students are recognized for positive behaviors at their school.

Categorical Summary

Sample Siz	Number of Distinct Categories
34 of 34	5

Students a	Count	Percent of	Confidence Interval (Percent of Data)
Strongly ag	10	29.4%	16.8% to 46.2%
Agree	11	32.4%	19.1% to 49.2%
Disagree	6	17.6%	8.3% to 33.5%
Strongly di	2	5.9%	1.6% to 19.1%
I don't kno	5	14.7%	6.4% to 30.1%

Select a chart and choose "Clustered Column", "100% Stacked Column", or "Pie" chart in Powerpoint or
To create a correct "100% Stacked Column" chart, choose the chart then click "Switch Row/Column" (P

Count

	Students a
Strongly ag	10
Agree	11
Disagree	6
Strongly di	2
I don't kno	5

Percent

	Students are recognized for positive behaviors at their sc
Strongly ag	29.4%
Agree	32.4%
Disagree	17.6%
Strongly di	5.9%
I don't kno	14.7%

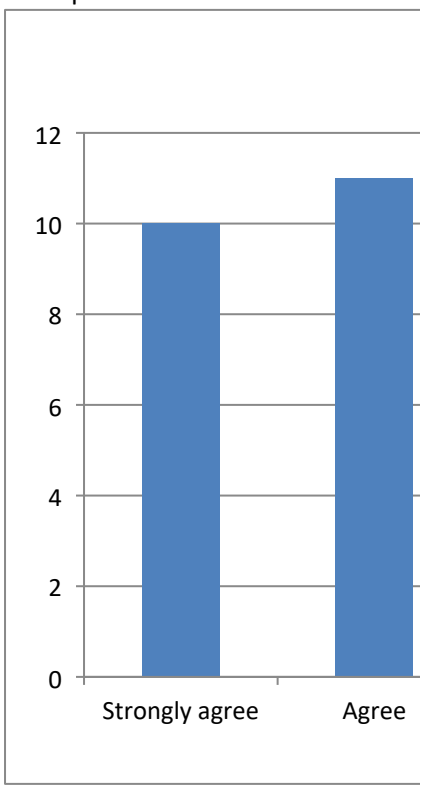

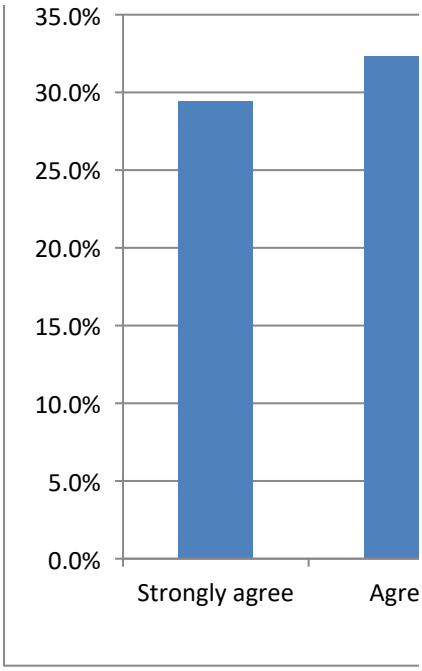
35.0%
30.0%
25.0%
20.0%
15.0%
10.0%
5.0%
0.0%
Strongly agree
Agre

· Excel, to change the chart type.
C) or "Switch Plot" (Mac) in the chart tools

hool.

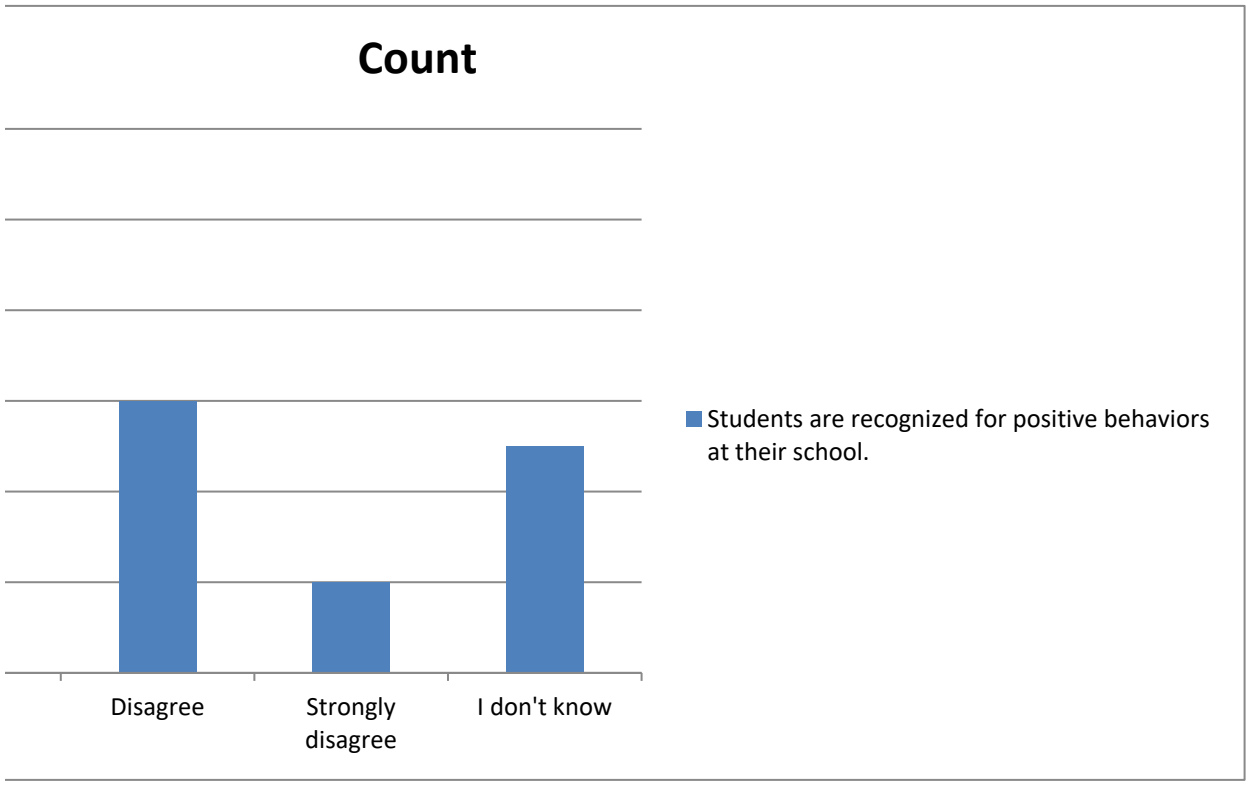

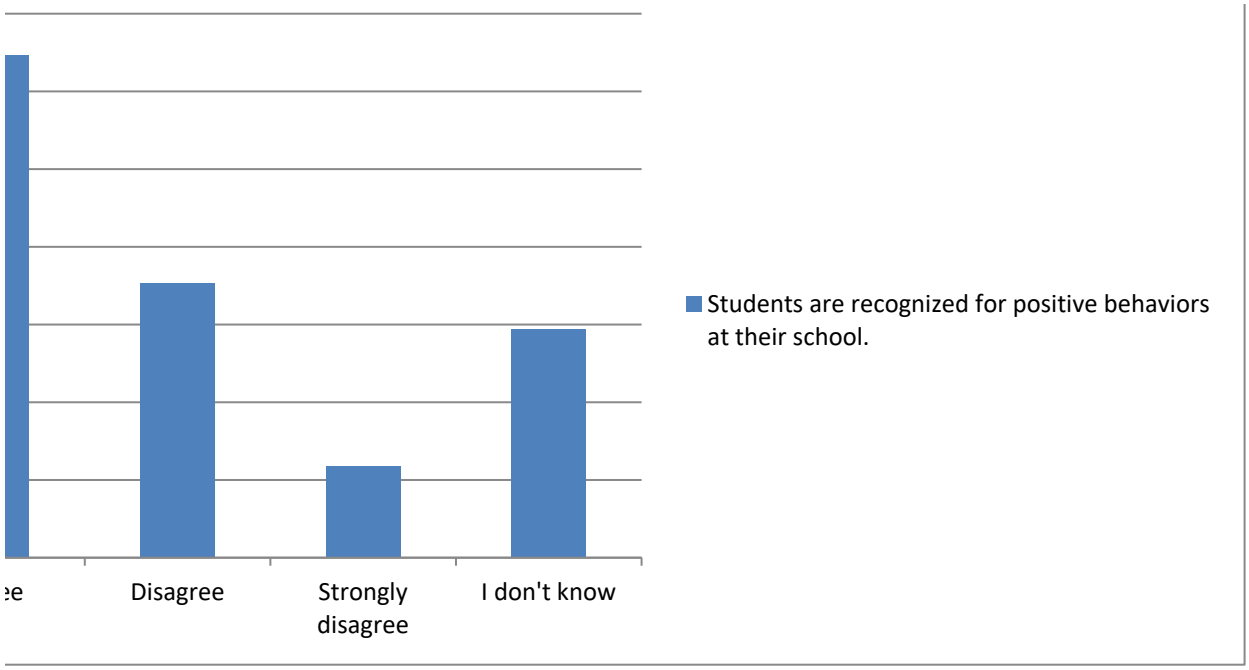
ee
Disagree
Strongly disagree
I don't know
Students are recognized for positive behaviors at their school.

Summary of My student learns about healthy relationships and communication at school.

Categorical Summary

Sample Siz	Number of Distinct Categories
34 of 34	3

My student	Count	Percent of	Confidence Interval (Percent of Data)
Strongly ag	9	26.5%	14.6% to 43.1%
Agree	15	44.1%	28.9% to 60.5%
Disagree	10	29.4%	16.8% to 46.2%

Select a chart and choose "Clustered Column", "100% Stacked Column", or "Pie" chart in Powerpoint or
To create a correct "100% Stacked Column" chart, choose the chart then click "Switch Row/Column" (P(

Count

	My student
Strongly ag	9
Agree	15
Disagree	10

Percent

	My student learns about healthy relationships and comm
Strongly ag	26.5%
Agree	44.1%
Disagree	29.4%

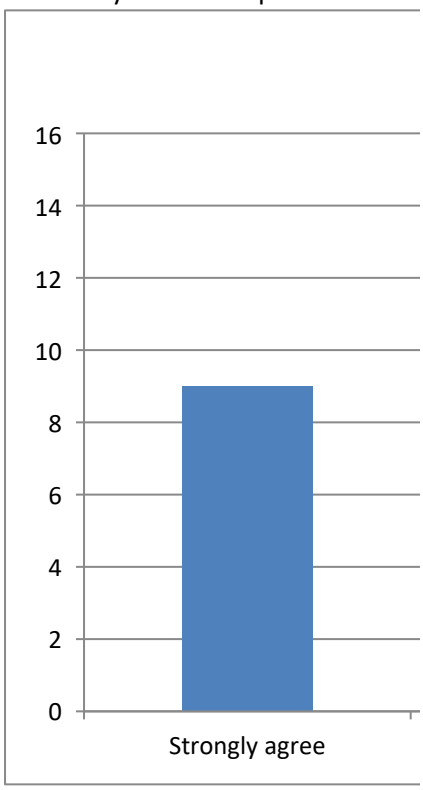

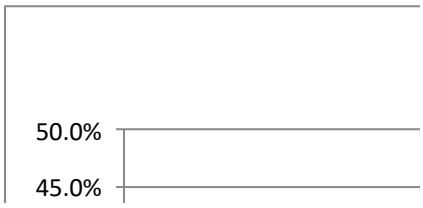

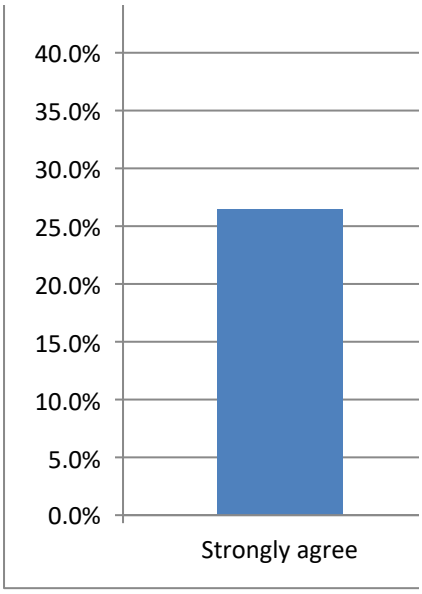
40.0%
35.0%
30.0%
25.0%
20.0%
15.0%
10.0%
5.0%
0.0%
Strongly agree

· Excel, to change the chart type.
C) or "Switch Plot" (Mac) in the chart tools

unication at school.

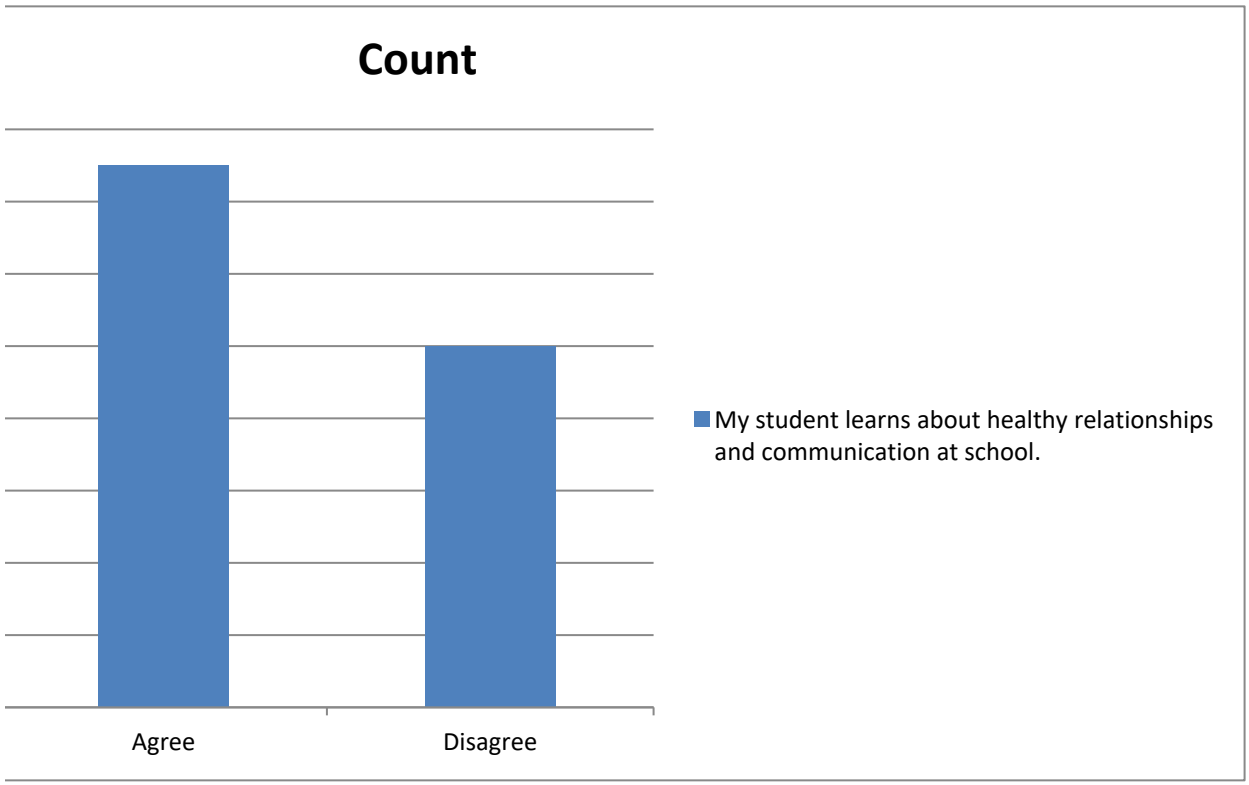



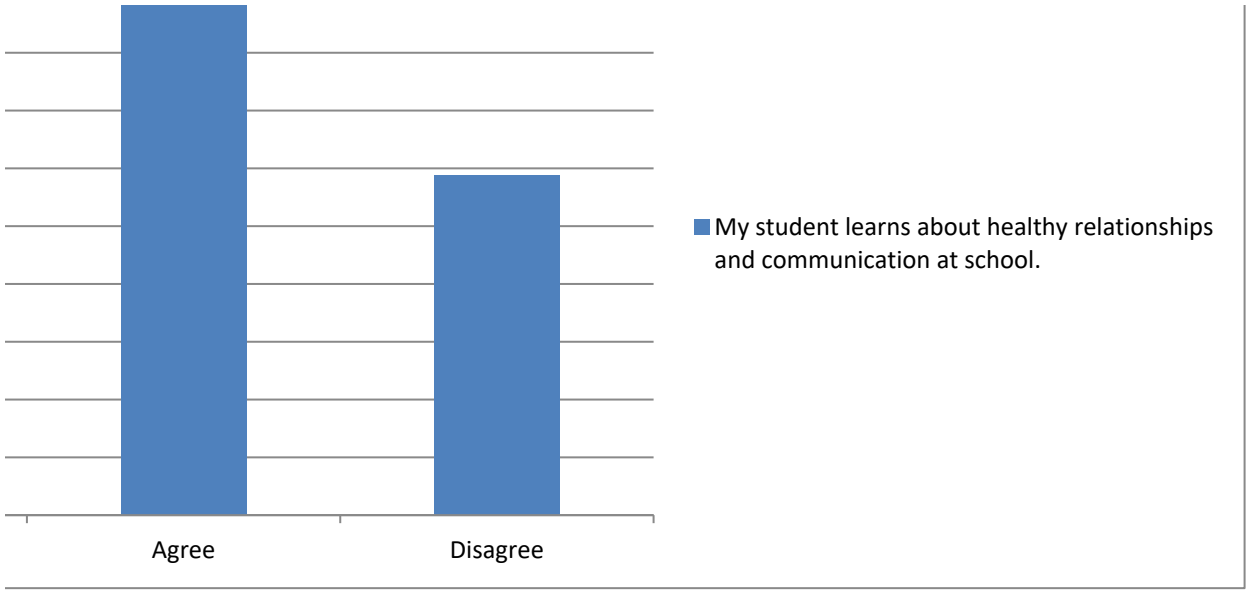
Agree
Disagree
My student learns about healthy relationships and communication at school.

Summary of At this school, my student feels like they belong.

Categorical Summary

Sample Siz	Number of Distinct Categories
34 of 34	4

At this schc	Count	Percent of	Confidence Interval (Percent of Data)
Strongly ag	8	23.5%	12.4% to 40.0%
Agree	16	47.1%	31.5% to 63.3%
Disagree	9	26.5%	14.6% to 43.1%
Strongly di	1	2.9%	0.5% to 14.9%

Select a chart and choose "Clustered Column", "100% Stacked Column", or "Pie" chart in Powerpoint or
To create a correct "100% Stacked Column" chart, choose the chart then click "Switch Row/Column" (PC

Count

	At this schc
Strongly ag	8
Agree	16
Disagree	9
Strongly di	1

Percent

	At this school, my student feels like they belong.
Strongly ag	23.5%
Agree	47.1%
Disagree	26.5%
Strongly di	2.9%

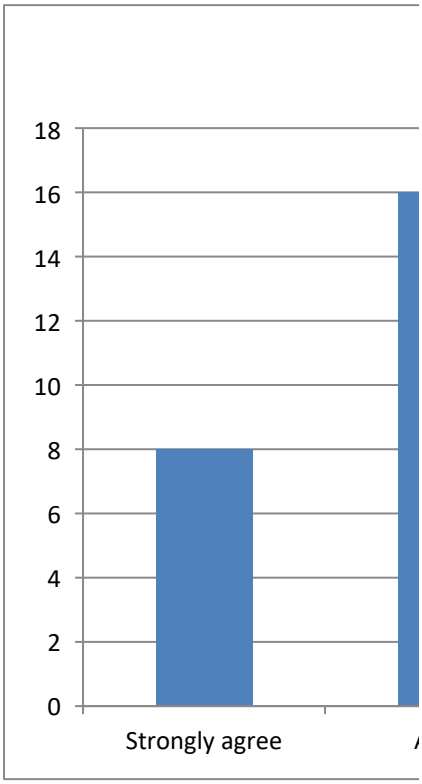

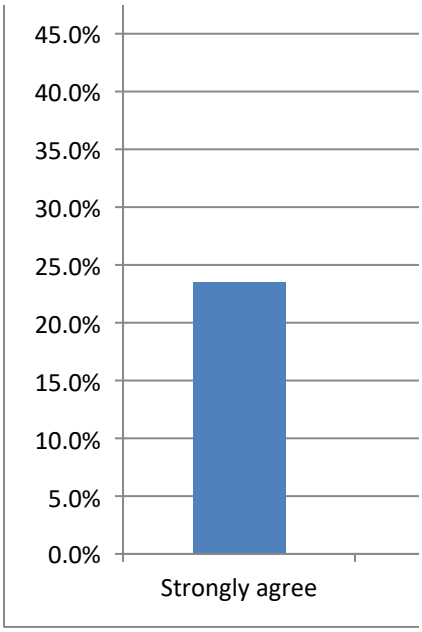
45.0%
40.0%
35.0%
30.0%
25.0%
20.0%
15.0%
10.0%
5.0%
0.0%
Strongly agree

· Excel, to change the chart type.
C) or "Switch Plot" (Mac) in the chart tools

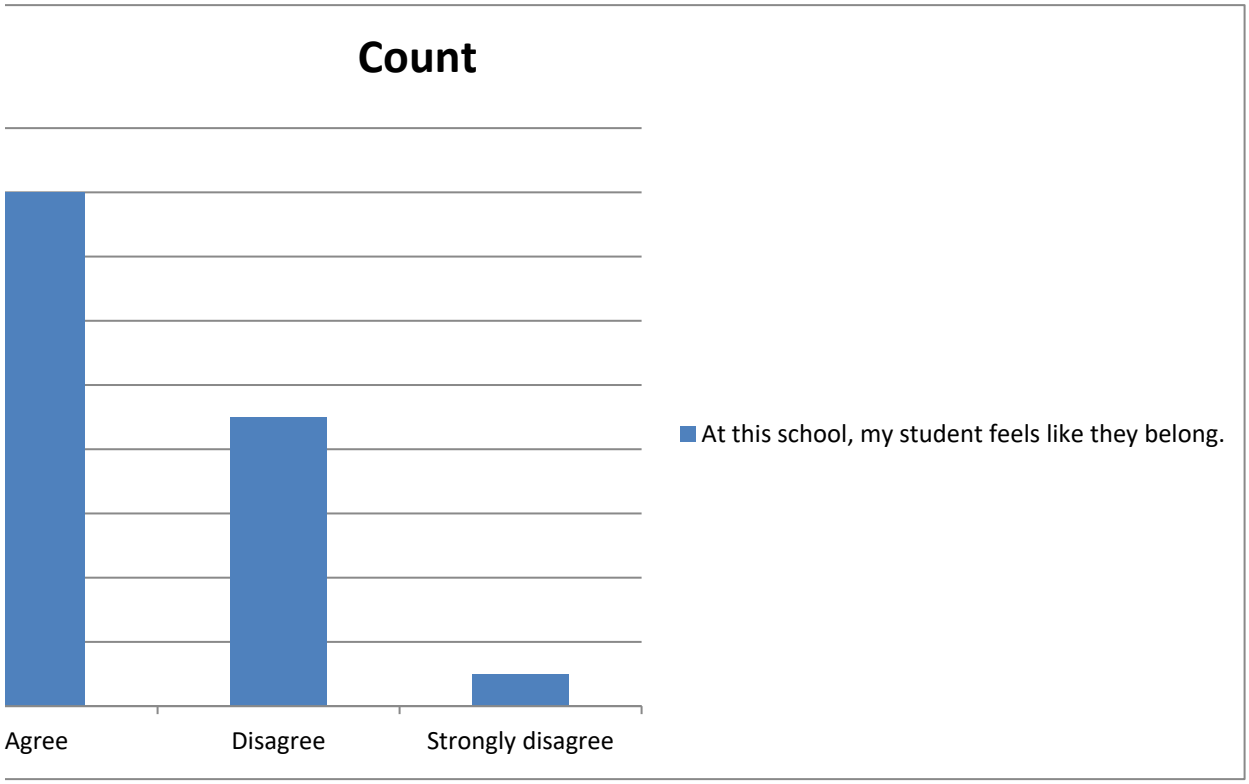

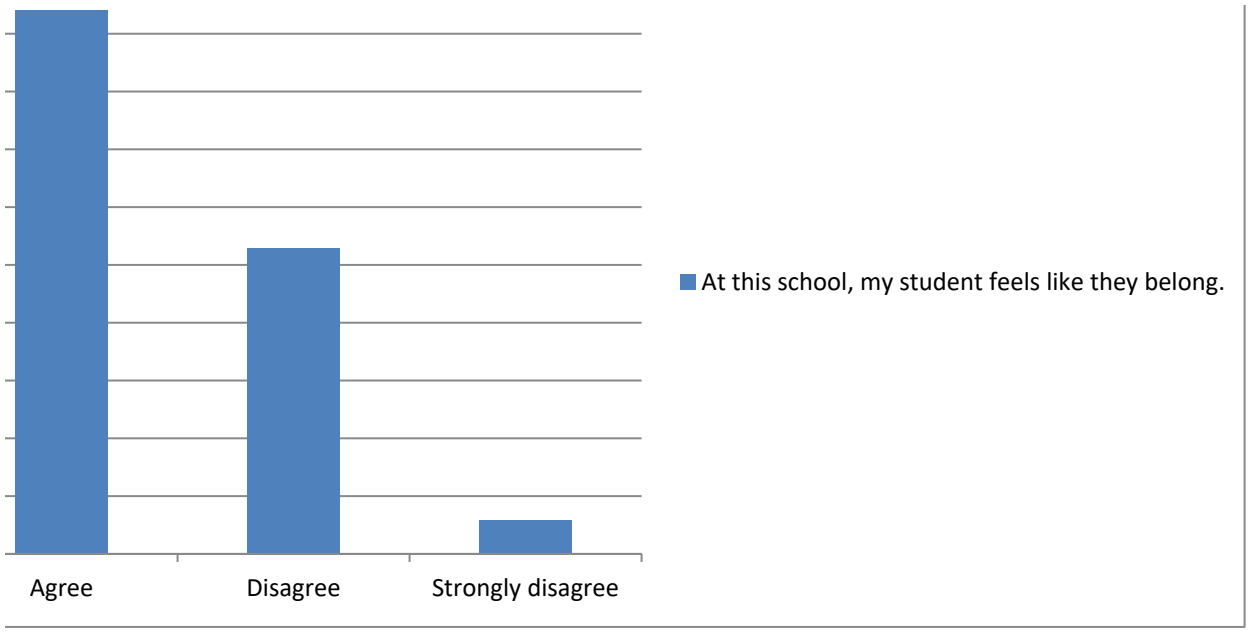
Agree
Disagree
Strongly disagree
At this school, my student feels like they belong.

Summary of My student is safe at this school.

Categorical Summary

Sample Siz	Number of Distinct Categories
33 of 33	4

My student	Count	Percent of	Confidence Interval (Percent of Data)
Strongly ag	12	36.4%	22.2% to 53.4%
Agree	16	48.5%	32.5% to 64.8%
Disagree	4	12.1%	4.8% to 27.3%
Strongly di	1	3.0%	0.5% to 15.3%

Select a chart and choose "Clustered Column", "100% Stacked Column", or "Pie" chart in Powerpoint or
To create a correct "100% Stacked Column" chart, choose the chart then click "Switch Row/Column" (PC

Count

	My student
Strongly ag	12
Agree	16
Disagree	4
Strongly di	1

Percent

	My student is safe at this school.
Strongly ag	36.4%
Agree	48.5%
Disagree	12.1%
Strongly di	3.0%

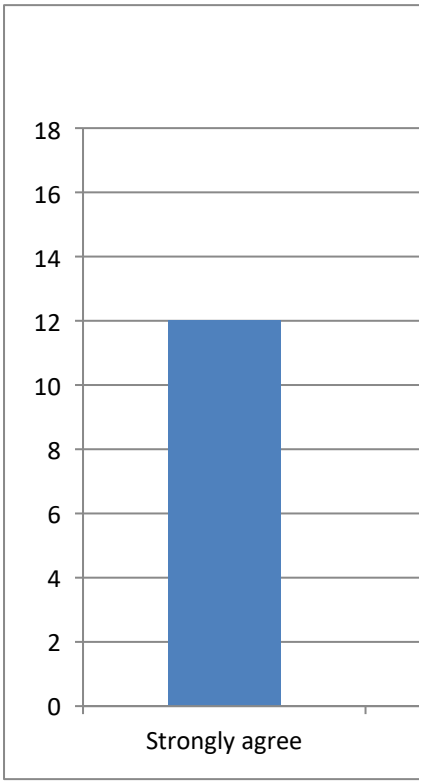

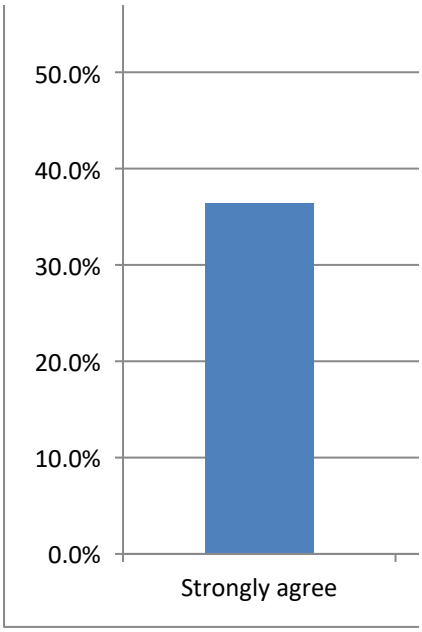
50.0%
40.0%
30.0%
20.0%
10.0%
0.0%
Strongly agree

· Excel, to change the chart type.
C) or "Switch Plot" (Mac) in the chart tools

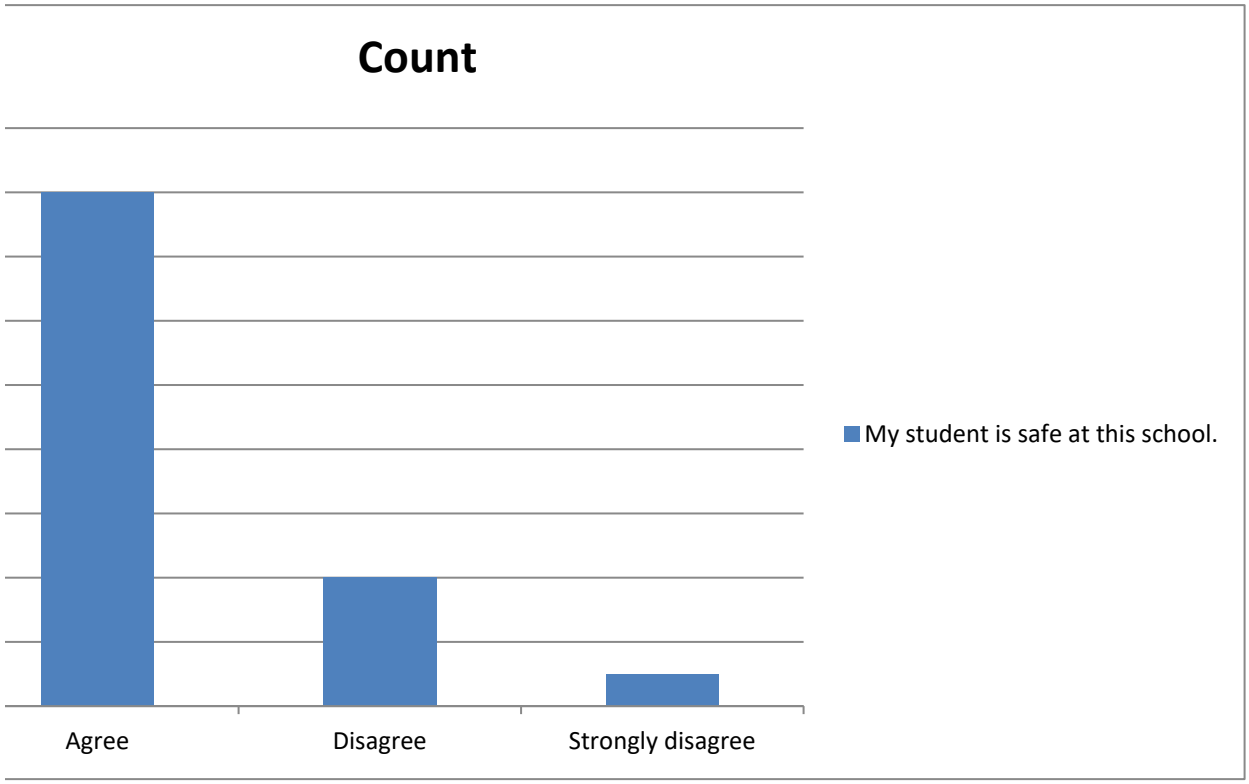

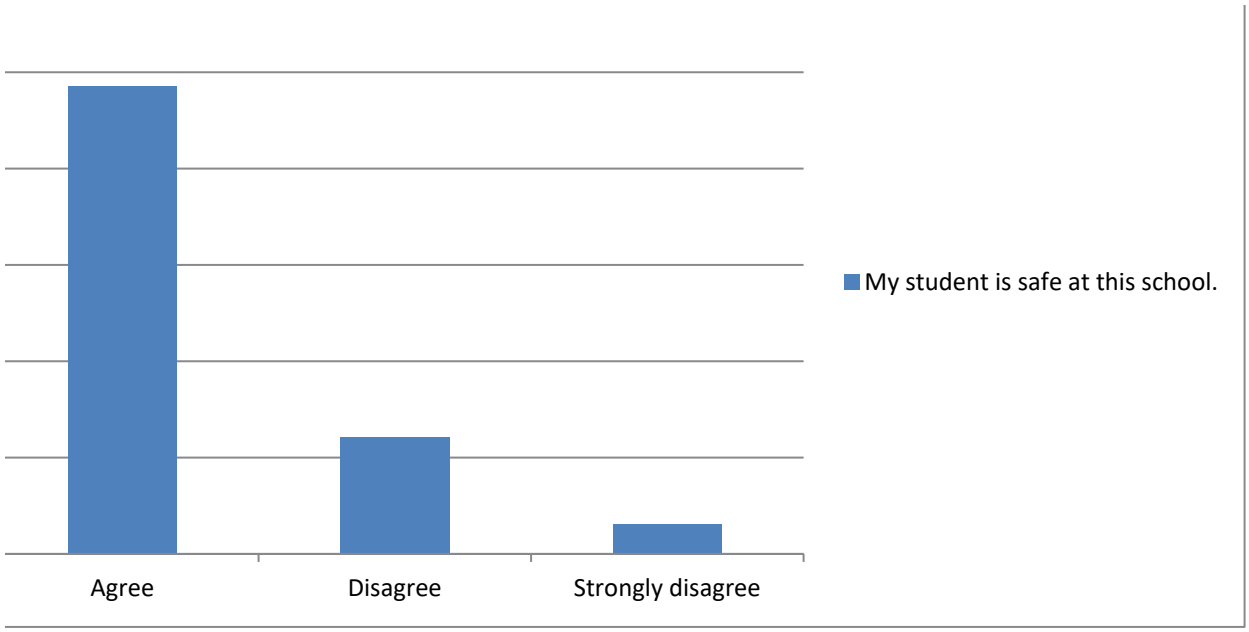
Agree
Disagree
Strongly disagree
My student is safe at this school.

Summary of My student feels safe going to and from school.

Categorical Summary

Sample Siz	Number of Distinct Categories
34 of 34	3

My student	Count	Percent of	Confidence Interval (Percent of Data)
Strongly ag	13	38.2%	23.9% to 55.0%
Agree	18	52.9%	36.7% to 68.5%
Disagree	3	8.8%	3.0% to 23.0%

Select a chart and choose "Clustered Column", "100% Stacked Column", or "Pie" chart in Powerpoint or
To create a correct "100% Stacked Column" chart, choose the chart then click "Switch Row/Column" (P(

Count

	My student
Strongly ag	13
Agree	18
Disagree	3

Percent

	My student feels safe going to and from school.
Strongly ag	38.2%
Agree	52.9%
Disagree	8.8%

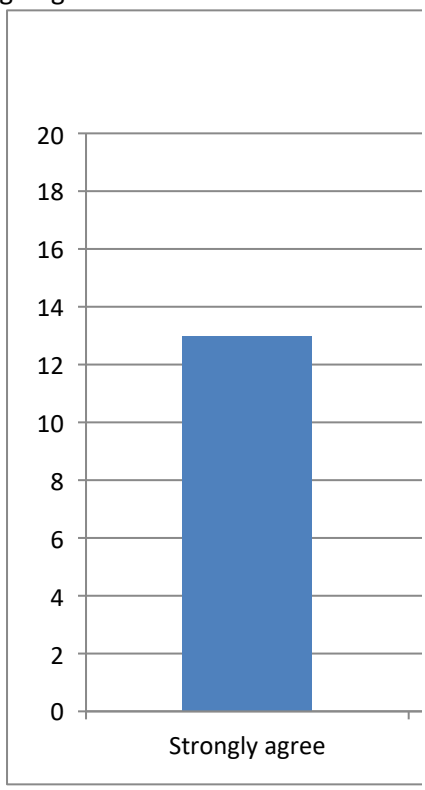

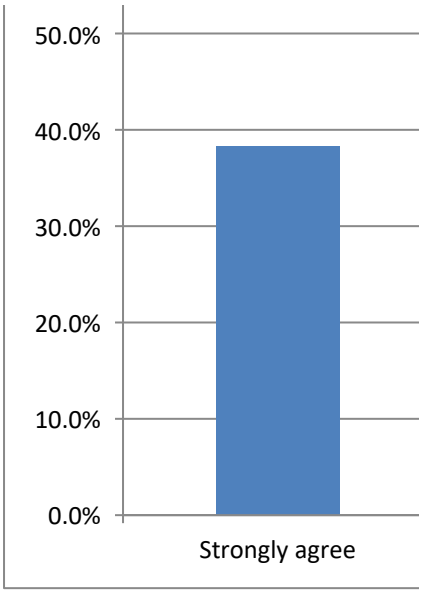
50.0%
40.0%
30.0%
20.0%
10.0%
0.0%
Strongly agree

· Excel, to change the chart type.
C) or "Switch Plot" (Mac) in the chart tools

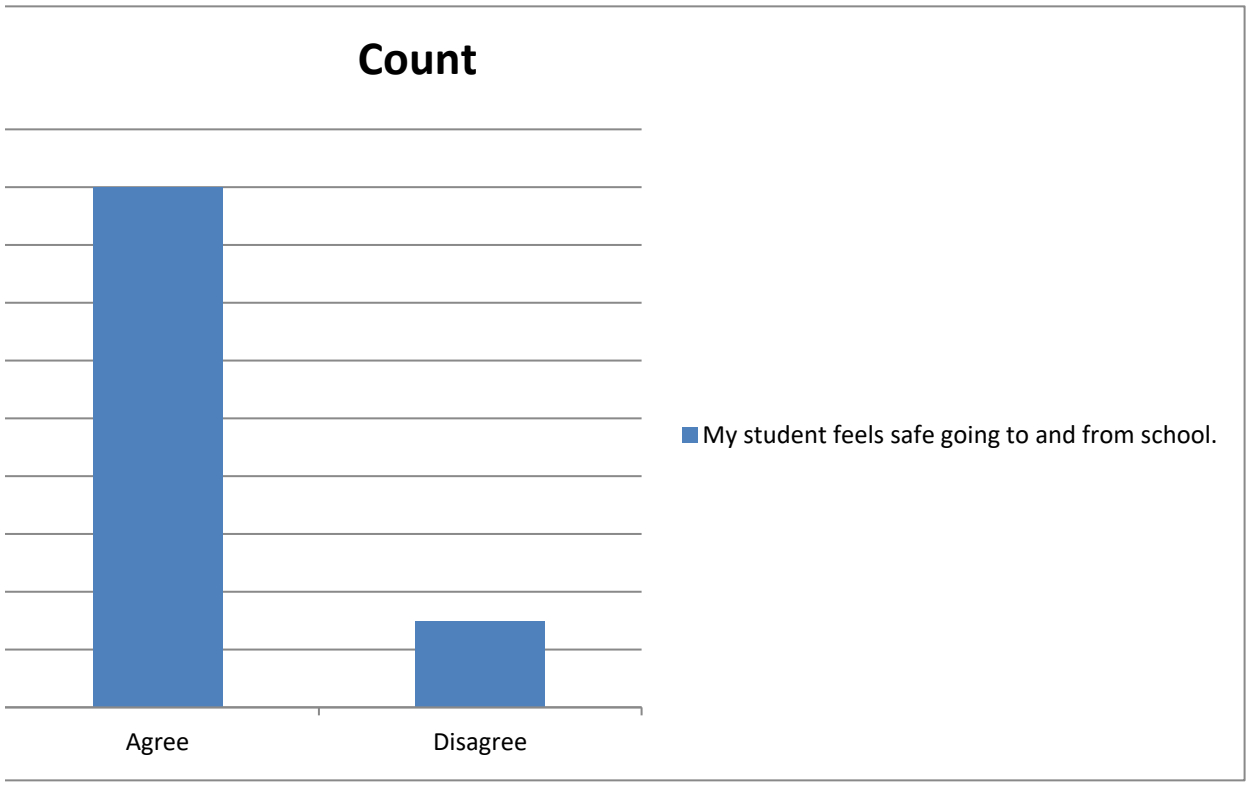

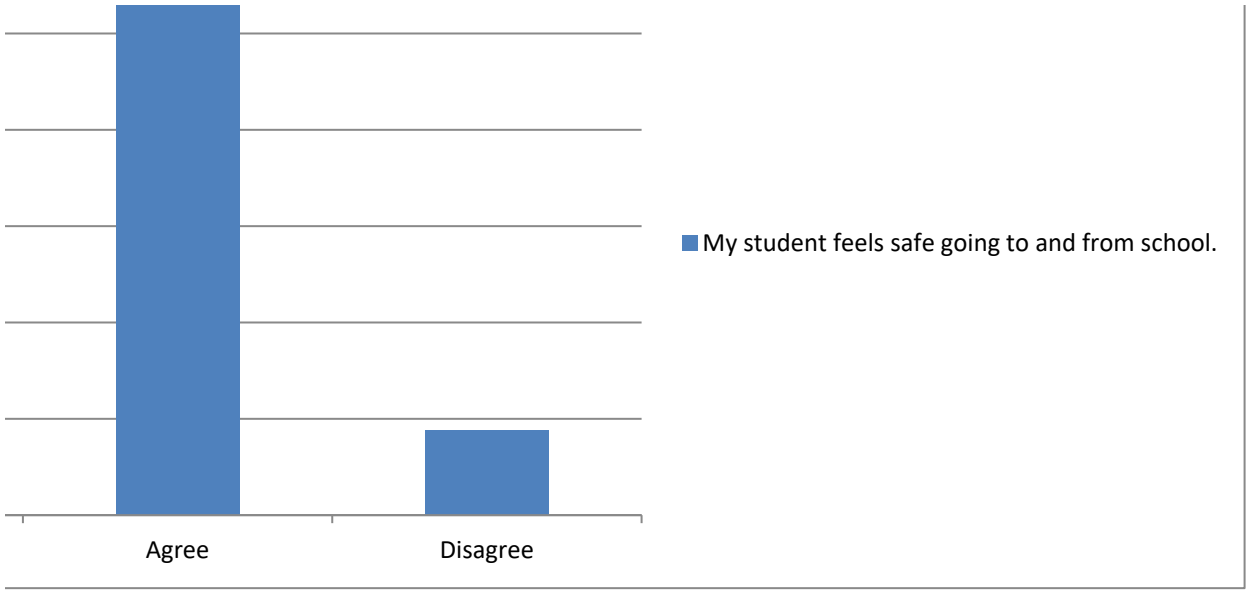
My student feels safe going to and from school.
Agree
Disagree

Summary of Adults at my student's school do their best to resolve bullying.

Categorical Summary

Sample Siz	Number of Distinct Categories
30 of 30	4

Adults at m	Count	Percent of	Confidence Interval (Percent of Data)
Strongly ag	6	20.0%	9.5% to 37.3%
Agree	13	43.3%	27.4% to 60.8%
Disagree	6	20.0%	9.5% to 37.3%
Strongly di	5	16.7%	7.3% to 33.6%

Select a chart and choose "Clustered Column", "100% Stacked Column", or "Pie" chart in Powerpoint or
To create a correct "100% Stacked Column" chart, choose the chart then click "Switch Row/Column" (PC

Count

	Adults at m
Strongly ag	6
Agree	13
Disagree	6
Strongly di	5

Percent

	Adults at my student's school do their best to resolve bull
Strongly ag	20.0%
Agree	43.3%
Disagree	20.0%
Strongly di	16.7%

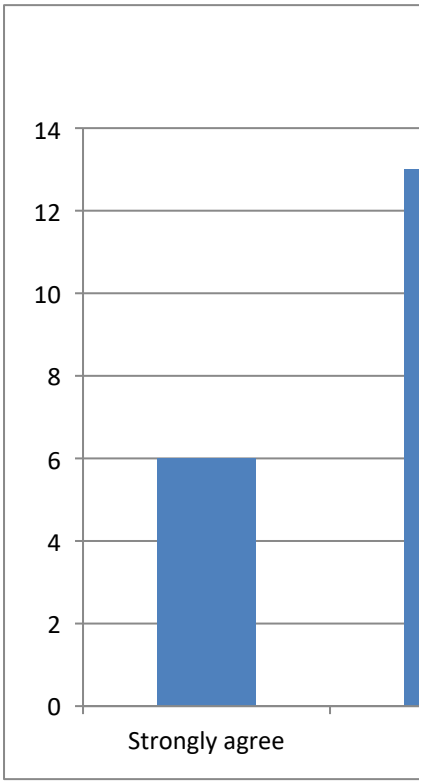

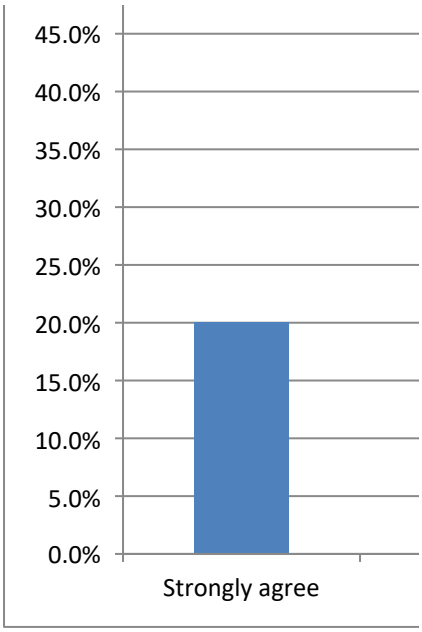
45.0%
40.0%
35.0%
30.0%
25.0%
20.0%
15.0%
10.0%
5.0%
0.0%
Strongly agree

· Excel, to change the chart type.
C) or "Switch Plot" (Mac) in the chart tools

lying.

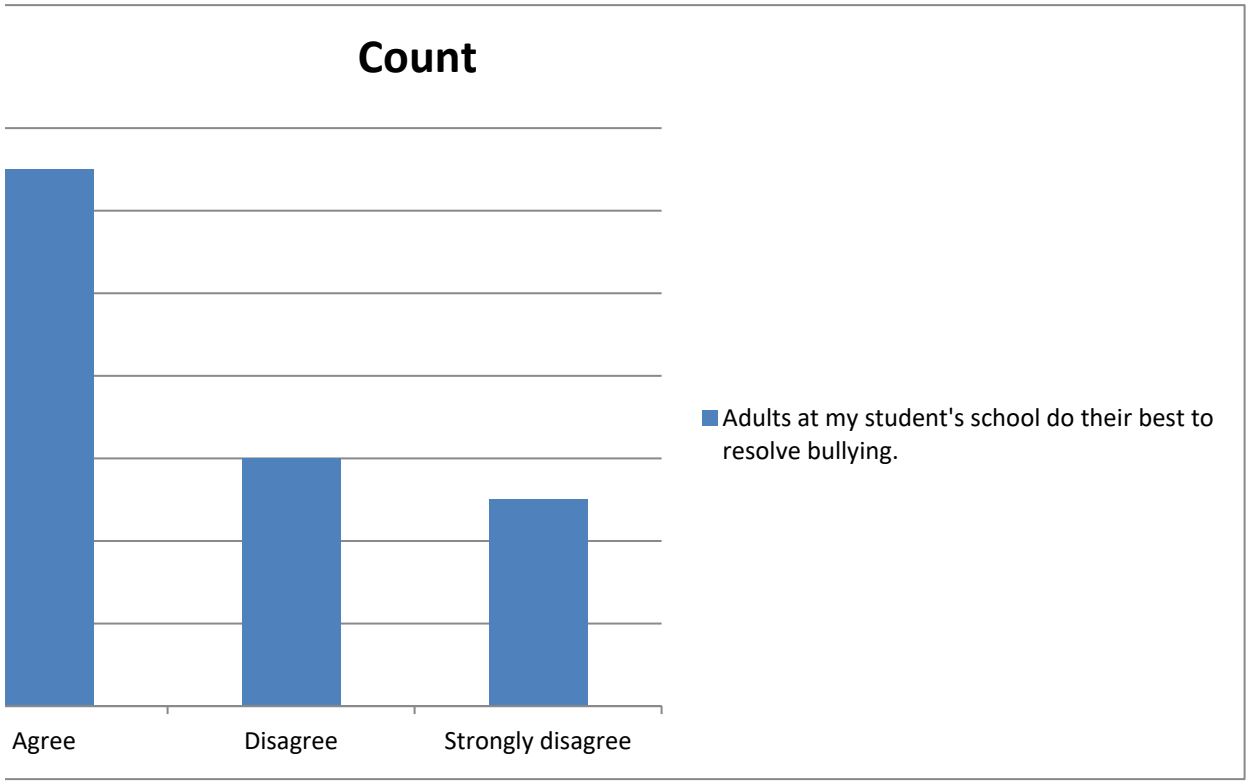

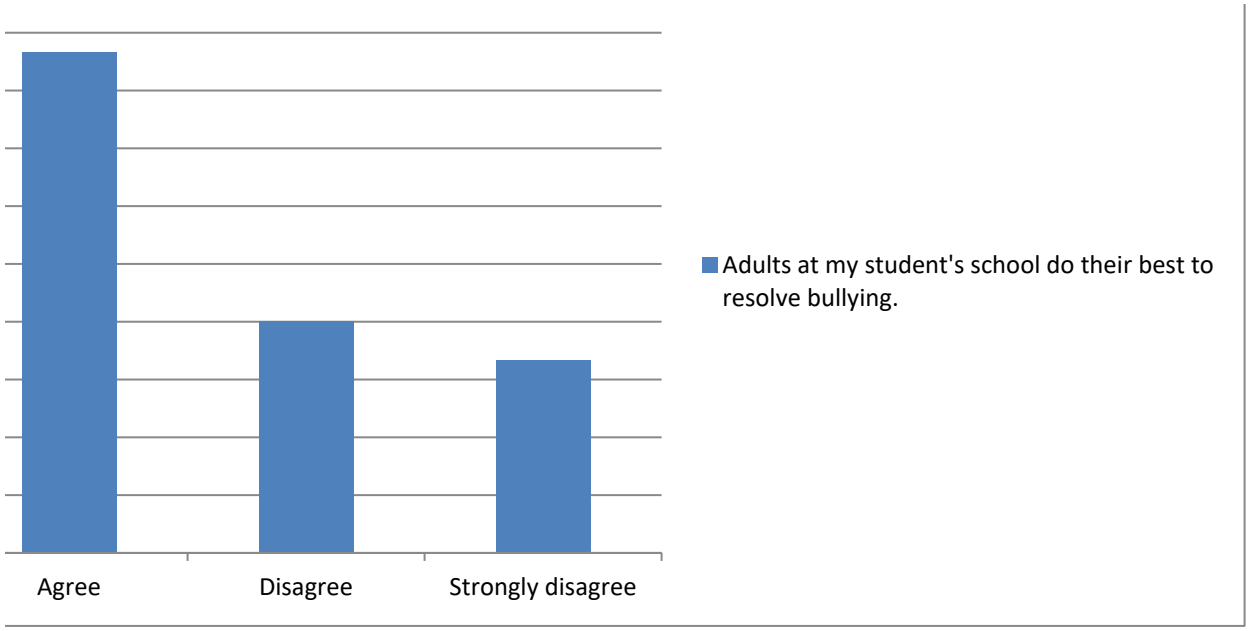
Agree
Disagree
Strongly disagree
Adults at my student's school do their best to resolve bullying.

Summary of My student's school has an anti-bullying policy.

Categorical Summary

Sample Siz	Number of Distinct Categories
25 of 25	2

My student	Count	Percent of	Confidence Interval (Percent of Data)
Yes	23	92.0%	75.0% to 97.8%
No	2	8.0%	2.2% to 25.0%

Select a chart and choose "Clustered Column", "100% Stacked Column", or "Pie" chart in Powerpoint or
To create a correct "100% Stacked Column" chart, choose the chart then click "Switch Row/Column" (P(

Count

	My student
Yes	23
No	2

Percent

	My student's school has an anti-bullying policy.
Yes	92.0%
No	8.0%

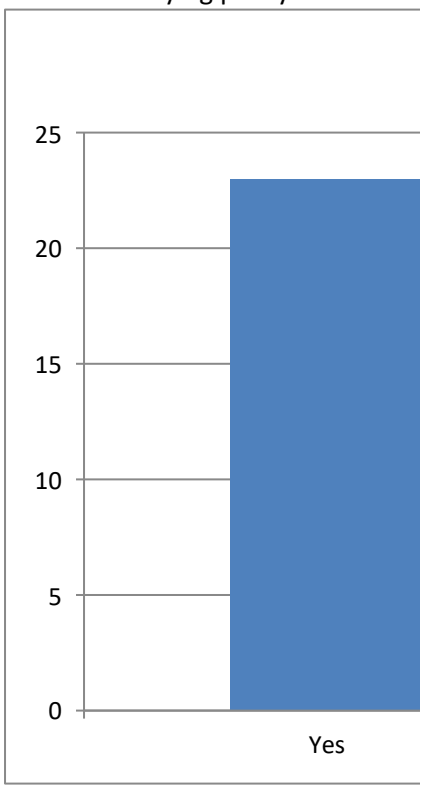

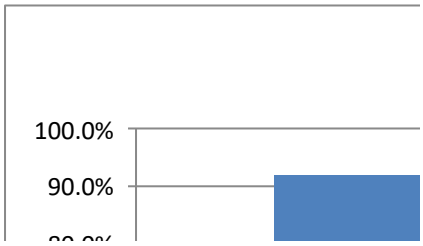

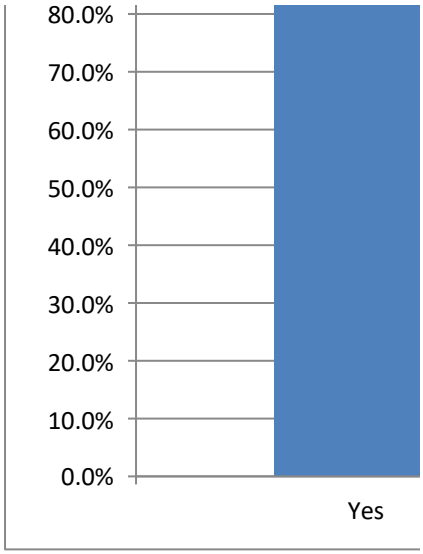
80.0%
70.0%
60.0%
50.0%
40.0%
30.0%
20.0%
10.0%
0.0%
Yes

· Excel, to change the chart type.
C) or "Switch Plot" (Mac) in the chart tools

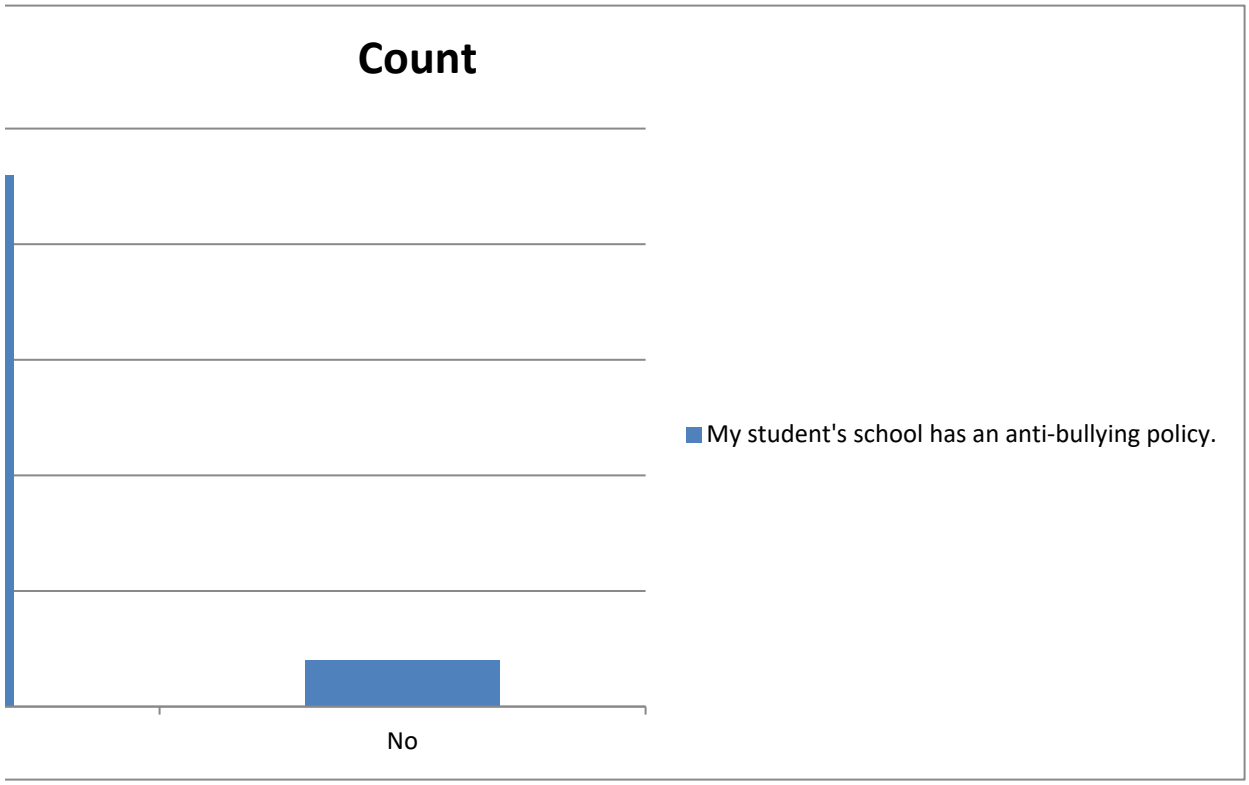

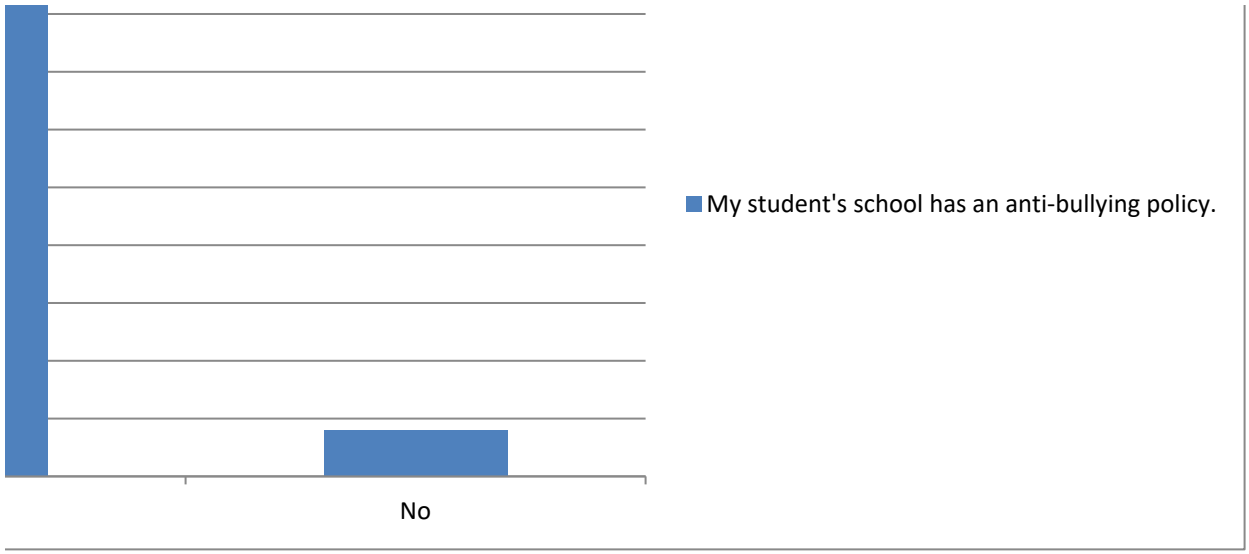
No
My student's school has an anti-bullying policy.

Summary of I understand the difference between bullying and natural conflict.

Categorical Summary

Sample Siz	Average	Median	Number of Distinct Categories
34 of 34	2	2	1

Recode	I understar	Count	Percent of	Confidence Interval (Percent of Data)
2	Yes	34	100.0%	89.8% to 100.0%

Select a chart and choose "Clustered Column", "100% Stacked Column", or "Pie" chart in Powerpoint or
To create a correct "100% Stacked Column" chart, choose the chart then click "Switch Row/Column" (PC

Recode	Count	I understan	Percent	I understand the difference betwe
2	Yes	34	Yes	100.0%

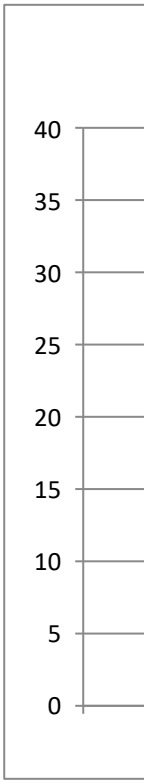

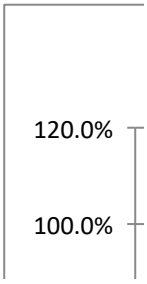

80.0%
60.0%
40.0%
20.0%
0.0%

· Excel, to change the chart type.
C) or "Switch Plot" (Mac) in the chart tools

en bullying and natural conflict.

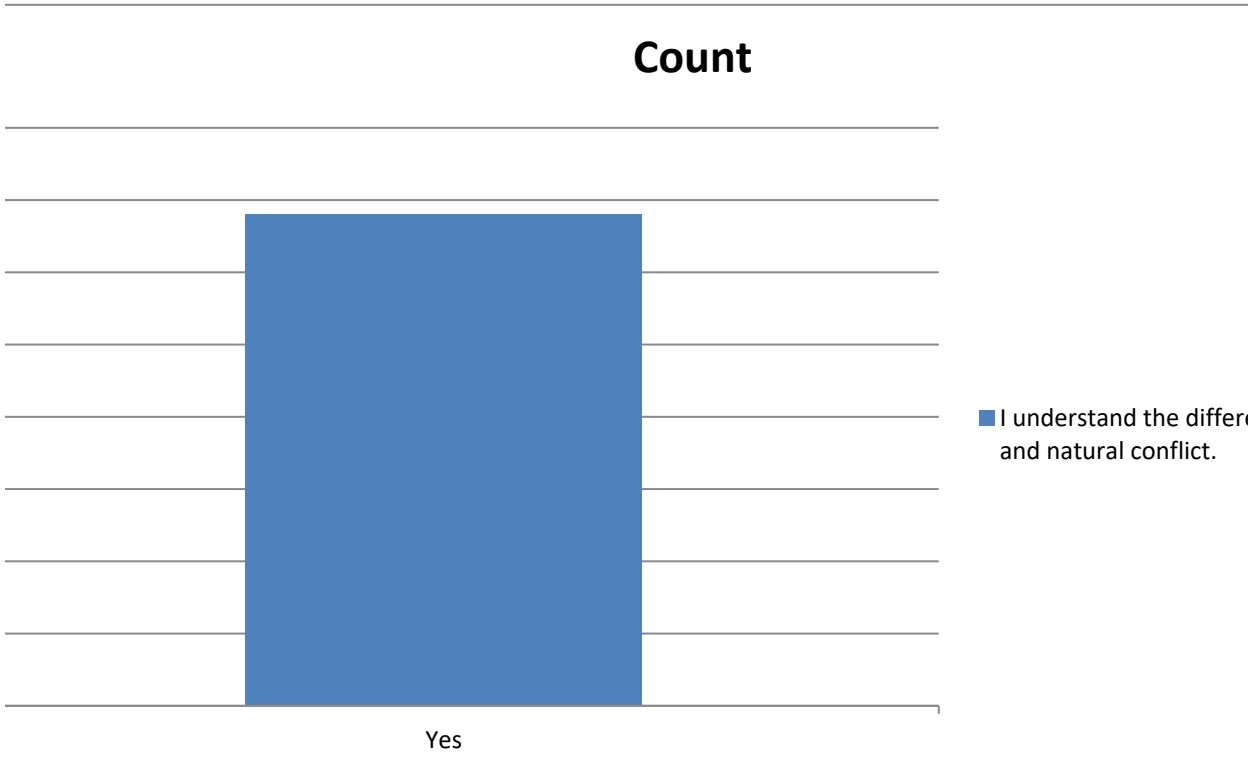

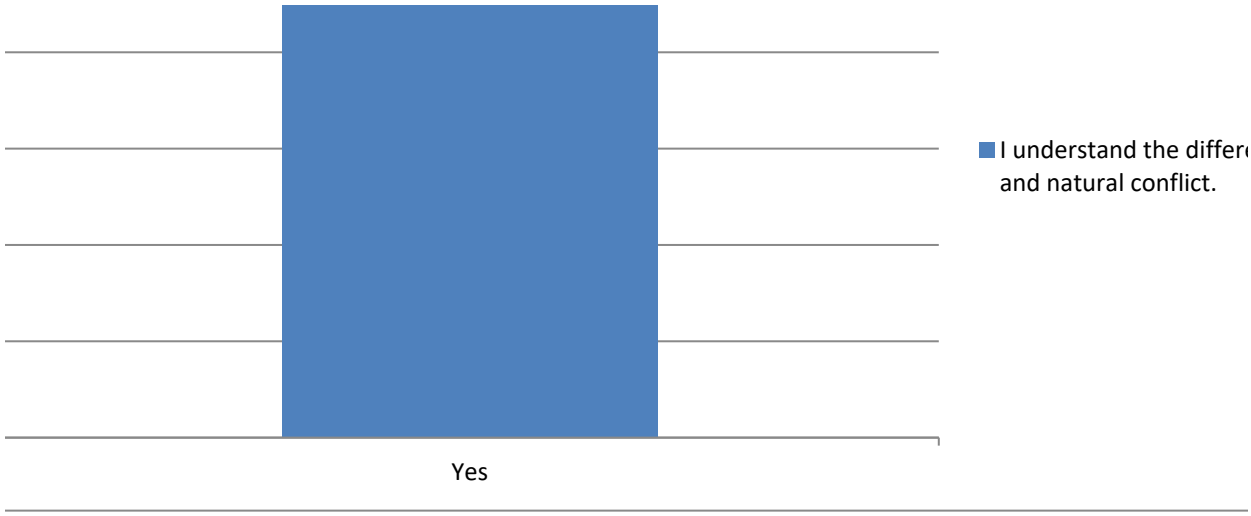
Yes
I understand the differ
and natural conflict.

ence between bullying

ence between bullying

Summary of LEA_NAME

Categorical Summary

Sample Size	Number of Distinct Categories
106 of 106	1

LEA_NAME	Count	Percent of	Confidence Interval (Percent of Data)
Garfield Dis	106	100.0%	96.5% to 100.0%

Select a chart and choose "Clustered Column", "100% Stacked Column", or "Pie" chart in Powerpoint or
To create a correct "100% Stacked Column" chart, choose the chart then click "Switch Row/Column" (PC

Count

	LEA_NAME
Garfield Dis	106

Percent

	LEA_NAME
Garfield Dis	100.0%






80.0%
60.0%
40.0%
20.0%
0.0%

· Excel, to change the chart type.
C) or "Switch Plot" (Mac) in the chart tools

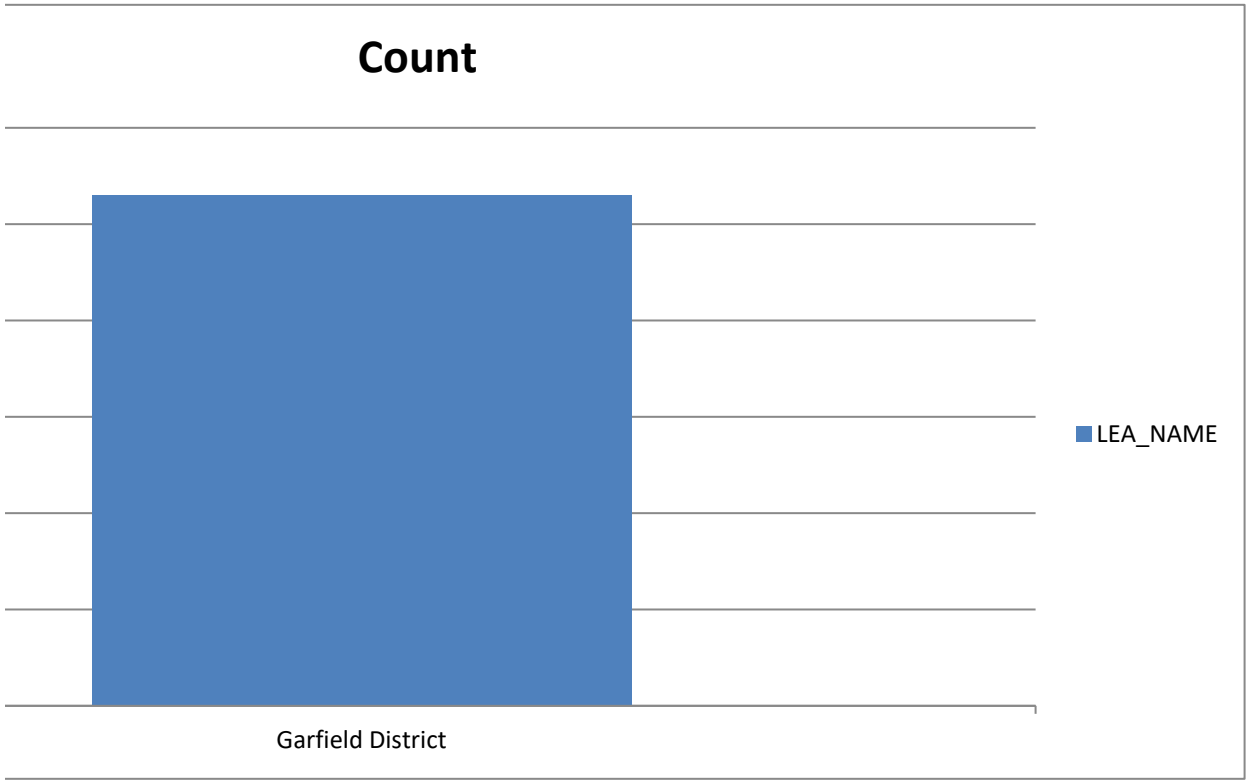

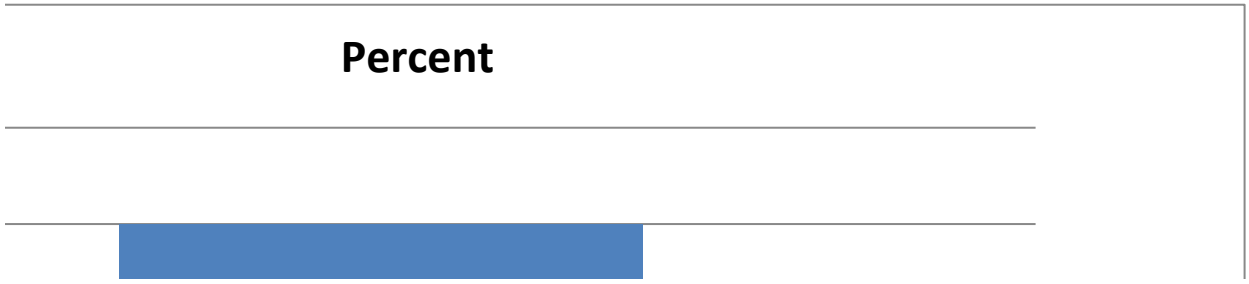

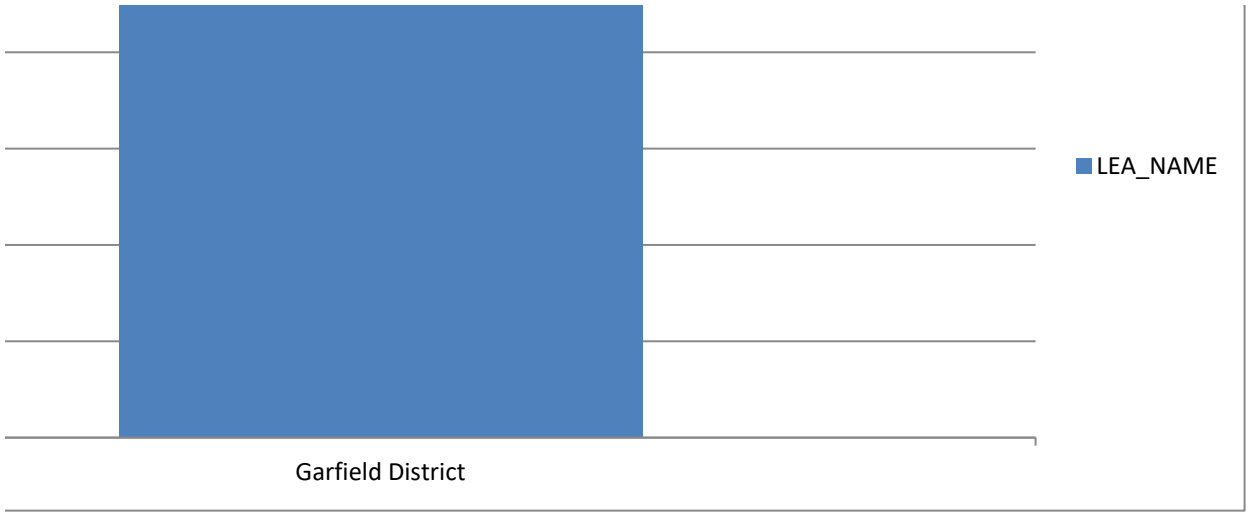
LEA_NAME
Garfield District

Summary of Session_Link

Categorical Summary

Sample Siz	Number of Distinct Categories
106 of 106	1

Session_Lir	Count	Percent of	Confidence Interval (Percent of Data)
usbe.az1.qu	106	100.0%	96.5% to 100.0%

Select a chart and choose "Clustered Column", "100% Stacked Column", or "Pie" chart in Powerpoint or
To create a correct "100% Stacked Column" chart, choose the chart then click "Switch Row/Column" (PC

Count

	Session_Lir
usbe.az1.qu	106

Percent

	Session_Link
usbe.az1.qu	100.0%






80.0%
60.0%
40.0%
20.0%
0.0%
us

· Excel, to change the chart type.
C) or "Switch Plot" (Mac) in the chart tools

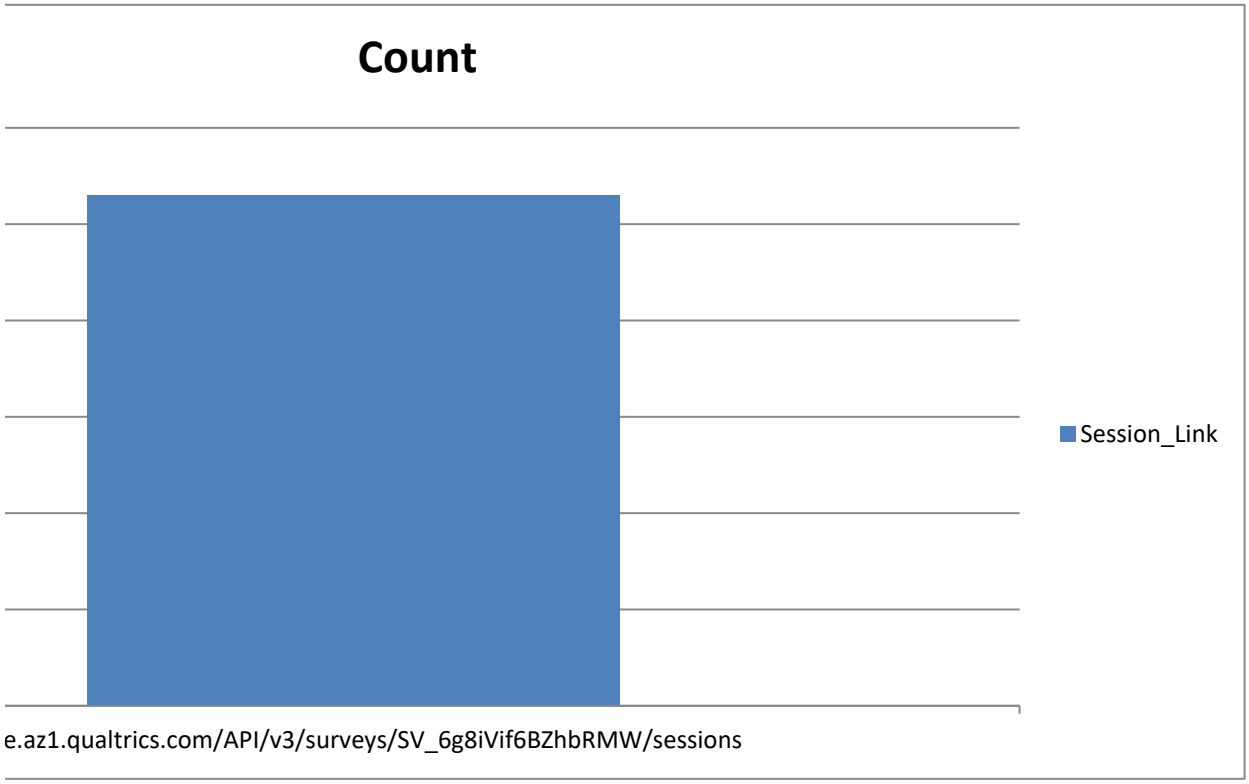

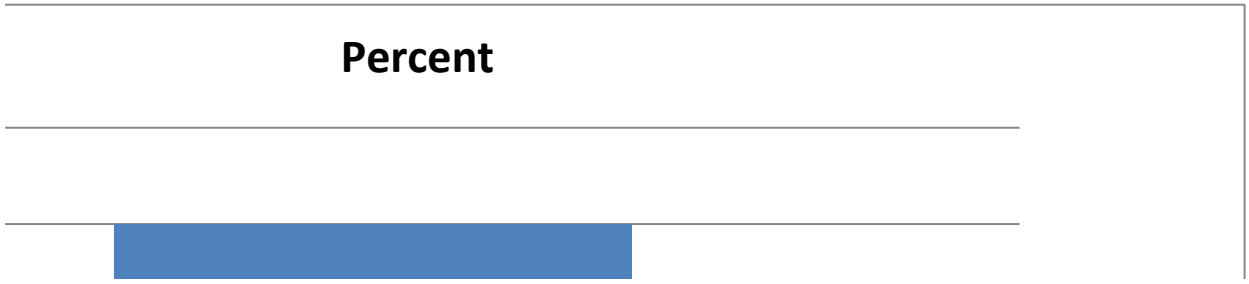

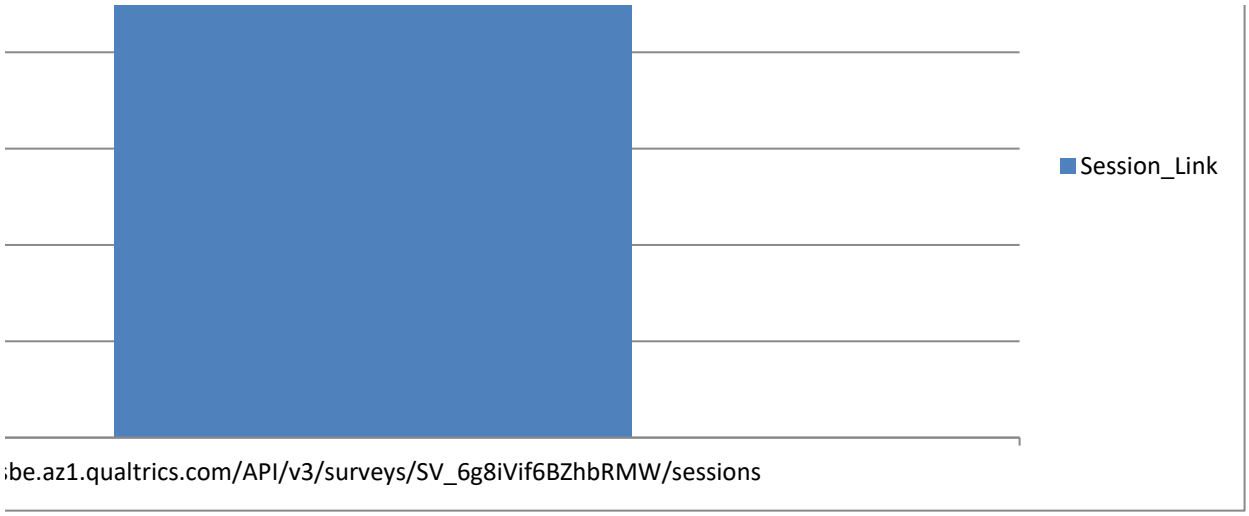
Session_Link
be.az1.qualtrics.com/API/v3/surveys/SV_6g8iVif6BZhbRMW/sessions

Summary of XAPITOKEN

Categorical Summary

Sample Siz	Number of Distinct Categories
106 of 106	1

XAPITOKEN	Count	Percent of	Confidence Interval (Percent of Data)
uvXoeseaY	106	100.0%	96.5% to 100.0%

Select a chart and choose "Clustered Column", "100% Stacked Column", or "Pie" chart in Powerpoint or
To create a correct "100% Stacked Column" chart, choose the chart then click "Switch Row/Column" (PC

Count

	XAPITOKEN
uvXoeseaY	106

Percent

	XAPITOKEN
uvXoeseaY	100.0%






80.0%
60.0%
40.0%
20.0%
0.0%

· Excel, to change the chart type.
C) or "Switch Plot" (Mac) in the chart tools

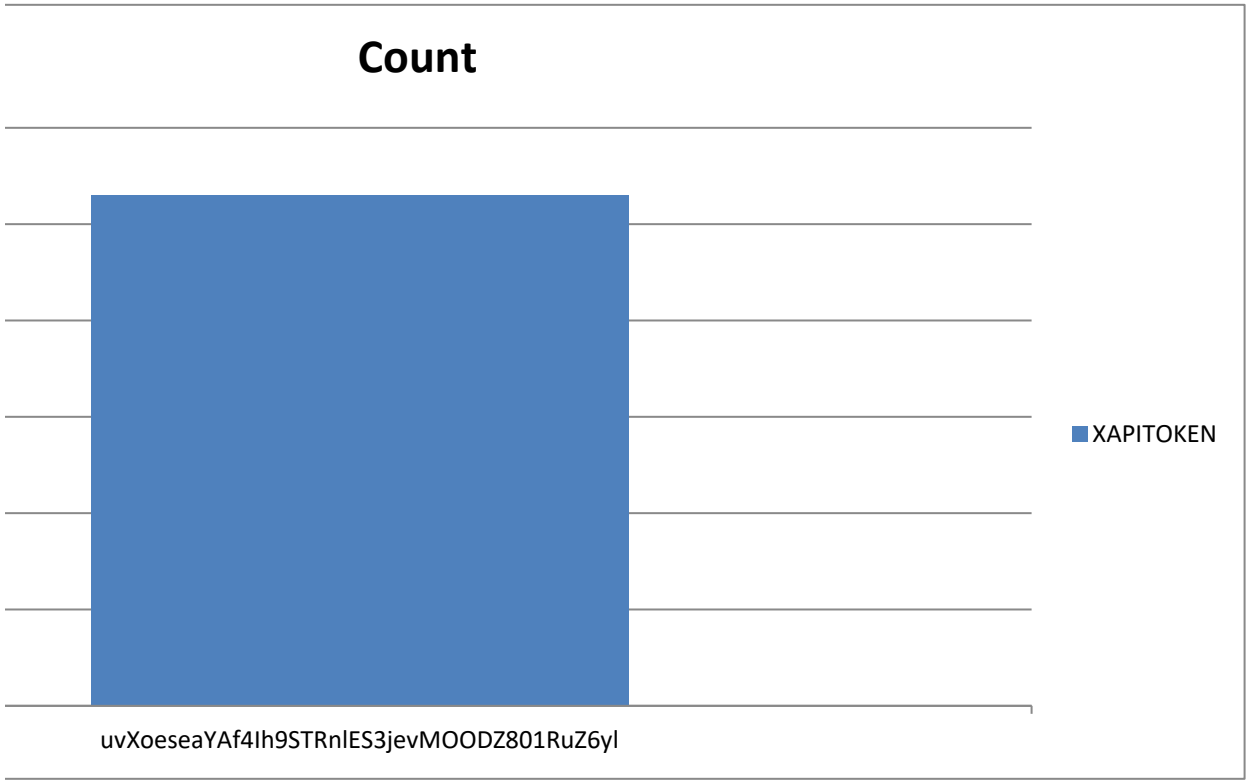

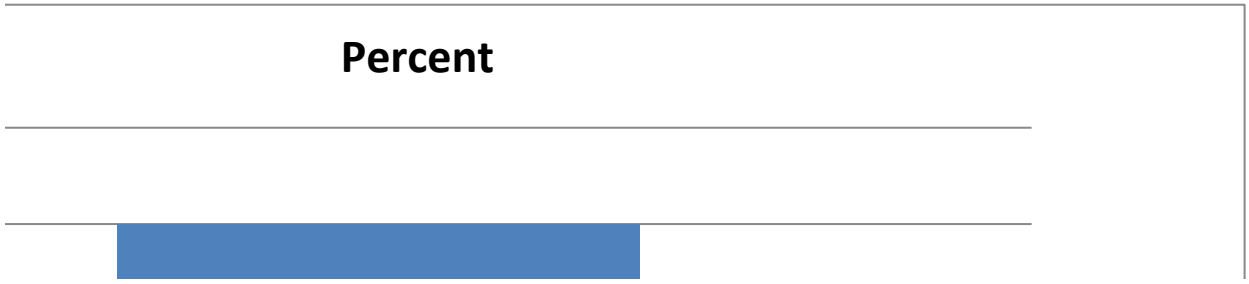

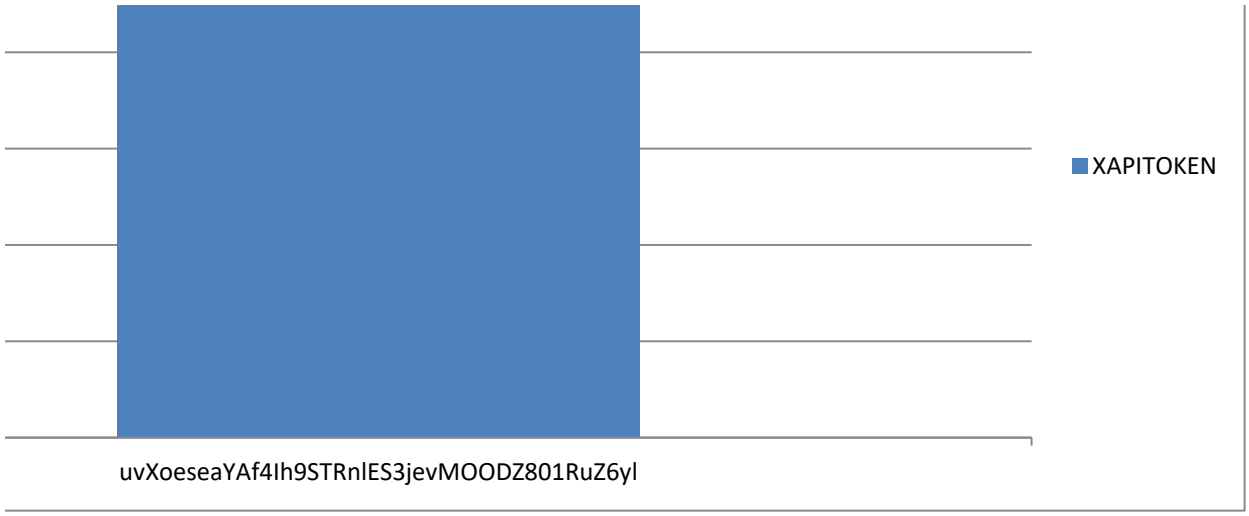
XAPITOKEN
uvXoeseaYAf4Ih9STRnlES3jevMOODZ801RuZ6yl

Summary of REQUEST_ID

Categorical Summary

Sample Size	Number of Distinct Categories
106 of 106	106

REQUEST_I	Count	Percent of	Confidence Interval (Percent of Data)
01fb3c6c-c	1	0.9%	0.2% to 5.2%
04575072-8	1	0.9%	0.2% to 5.2%
04b1014d-8	1	0.9%	0.2% to 5.2%
07cae74a-6	1	0.9%	0.2% to 5.2%
07f5d8de-0	1	0.9%	0.2% to 5.2%
099ec05d-f	1	0.9%	0.2% to 5.2%
0b4d18f5-5	1	0.9%	0.2% to 5.2%
0eb47c0f-b	1	0.9%	0.2% to 5.2%
11dc849c-2	1	0.9%	0.2% to 5.2%
1321e9d5-a	1	0.9%	0.2% to 5.2%
13d4f675-6	1	0.9%	0.2% to 5.2%
167e4f4b-f	1	0.9%	0.2% to 5.2%
17e11a7f-e	1	0.9%	0.2% to 5.2%
1971ce85-3	1	0.9%	0.2% to 5.2%
1a0c1a84-9	1	0.9%	0.2% to 5.2%
1a33c73b-0	1	0.9%	0.2% to 5.2%
1f7b1983-9	1	0.9%	0.2% to 5.2%
205cc46f-3	1	0.9%	0.2% to 5.2%
217beb02-2	1	0.9%	0.2% to 5.2%
23c7504e-b	1	0.9%	0.2% to 5.2%
26764215-a	1	0.9%	0.2% to 5.2%
27c7b653-1	1	0.9%	0.2% to 5.2%
2b08b24e-c	1	0.9%	0.2% to 5.2%
357ae499-c	1	0.9%	0.2% to 5.2%
3948b683-7	1	0.9%	0.2% to 5.2%
3a818957-c	1	0.9%	0.2% to 5.2%
3da74114-1	1	0.9%	0.2% to 5.2%
4370d962-c	1	0.9%	0.2% to 5.2%
4396dcaf-e	1	0.9%	0.2% to 5.2%
4455b7a4-c	1	0.9%	0.2% to 5.2%
44b26bb9-c	1	0.9%	0.2% to 5.2%
453f154c-d	1	0.9%	0.2% to 5.2%
45926a63-c	1	0.9%	0.2% to 5.2%
461905d7-9	1	0.9%	0.2% to 5.2%
467076ab-1	1	0.9%	0.2% to 5.2%
46d7c5d0-b	1	0.9%	0.2% to 5.2%
47ea825d-8	1	0.9%	0.2% to 5.2%
48d14257-b	1	0.9%	0.2% to 5.2%

493387c5-f	1	0.9%	0.2% to 5.2%
4a9fddff-78	1	0.9%	0.2% to 5.2%
51b87829-7	1	0.9%	0.2% to 5.2%
5270fded-9	1	0.9%	0.2% to 5.2%
542135d8-c	1	0.9%	0.2% to 5.2%
54ad64bb-c	1	0.9%	0.2% to 5.2%
58f56e73-9	1	0.9%	0.2% to 5.2%
60c2ea12-b	1	0.9%	0.2% to 5.2%
628377ee-3	1	0.9%	0.2% to 5.2%
6b01ff34-8	1	0.9%	0.2% to 5.2%
7394f3e9-6	1	0.9%	0.2% to 5.2%
73dac30f-9	1	0.9%	0.2% to 5.2%
7610613a-b	1	0.9%	0.2% to 5.2%
7643f88f-a	1	0.9%	0.2% to 5.2%
788603bc-0	1	0.9%	0.2% to 5.2%
7912d893-c	1	0.9%	0.2% to 5.2%
79f3697d-8	1	0.9%	0.2% to 5.2%
7a627419-8	1	0.9%	0.2% to 5.2%
8aaa5414-2	1	0.9%	0.2% to 5.2%
8d44c778-6	1	0.9%	0.2% to 5.2%
91a336cc-f	1	0.9%	0.2% to 5.2%
951d0d04-3	1	0.9%	0.2% to 5.2%
969e6100-0	1	0.9%	0.2% to 5.2%
a11c7260-8	1	0.9%	0.2% to 5.2%
a2ffdc2e-17	1	0.9%	0.2% to 5.2%
a5b11dc6-c	1	0.9%	0.2% to 5.2%
a6d02939-7	1	0.9%	0.2% to 5.2%
ac0dd167-4	1	0.9%	0.2% to 5.2%
ad2c6a5a-a	1	0.9%	0.2% to 5.2%
aedf0cac-a	1	0.9%	0.2% to 5.2%
b0bc26e7-c	1	0.9%	0.2% to 5.2%
b9606dfc-e	1	0.9%	0.2% to 5.2%
b978fb8d-8	1	0.9%	0.2% to 5.2%
bde3b184-3	1	0.9%	0.2% to 5.2%
bee2c978-6	1	0.9%	0.2% to 5.2%
bf1057ef-5	1	0.9%	0.2% to 5.2%
c143be2a-e	1	0.9%	0.2% to 5.2%
c3bfd9c0-b	1	0.9%	0.2% to 5.2%
c67ba435-a	1	0.9%	0.2% to 5.2%
c88720ea-6	1	0.9%	0.2% to 5.2%
c9a7f574-a	1	0.9%	0.2% to 5.2%
caa7677a-7	1	0.9%	0.2% to 5.2%
cc94b5e5-6	1	0.9%	0.2% to 5.2%
cd2243b4-9	1	0.9%	0.2% to 5.2%
cf503ab1-3	1	0.9%	0.2% to 5.2%
d07bc305-b	1	0.9%	0.2% to 5.2%
d0c71506-e	1	0.9%	0.2% to 5.2%

d4b5cbb1-a	1	0.9%	0.2% to 5.2%
d809ec3a-6	1	0.9%	0.2% to 5.2%
d8237dd7-a	1	0.9%	0.2% to 5.2%
db7c32e2-c	1	0.9%	0.2% to 5.2%
dbdde403-	1	0.9%	0.2% to 5.2%
e138bfa2-1	1	0.9%	0.2% to 5.2%
e74e550c-4	1	0.9%	0.2% to 5.2%
e774e6ba-l	1	0.9%	0.2% to 5.2%
e88bf976-c	1	0.9%	0.2% to 5.2%
ebca3c5d-6	1	0.9%	0.2% to 5.2%
eebe4789-7	1	0.9%	0.2% to 5.2%
f21c5ab9-d	1	0.9%	0.2% to 5.2%
f52cfdf6-0c	1	0.9%	0.2% to 5.2%
f681eaa0-4	1	0.9%	0.2% to 5.2%
f80eab4b-9	1	0.9%	0.2% to 5.2%
f8621f33-8	1	0.9%	0.2% to 5.2%
fad3b903-6	1	0.9%	0.2% to 5.2%
fe1d3e10-1	1	0.9%	0.2% to 5.2%
ff53d6b5-5	1	0.9%	0.2% to 5.2%
ff579704-8	1	0.9%	0.2% to 5.2%
ff60be40-e	1	0.9%	0.2% to 5.2%

Select a chart and choose "Clustered Column", "100% Stacked Column", or "Pie" chart in Powerpoint or
To create a correct "100% Stacked Column" chart, choose the chart then click "Switch Row/Column" (PC

Count

REQUEST_I	
01fb3c6c-c	1
04575072-8	1
04b1014d-8	1
07cae74a-6	1
07f5d8de-0	1
099ec05d-f	1
0b4d18f5-5	1
0eb47c0f-b	1
11dc849c-2	1
1321e9d5-a	1
13d4f675-6	1
167e4f4b-f	1
17e11a7f-e	1
1971ce85-3	1
1a0c1a84-9	1
1a33c73b-0	1
1f7b1983-9	1
205cc46f-3	1

Percent

REQUEST_ID	
01fb3c6c-c	0.9%
04575072-8	0.9%
04b1014d-8	0.9%
07cae74a-6	0.9%
07f5d8de-0	0.9%
099ec05d-f	0.9%
0b4d18f5-5	0.9%
0eb47c0f-b	0.9%
11dc849c-2	0.9%
1321e9d5-a	0.9%
13d4f675-6	0.9%
167e4f4b-f	0.9%
17e11a7f-e	0.9%
1971ce85-3	0.9%
1a0c1a84-9	0.9%
1a33c73b-0	0.9%
1f7b1983-9	0.9%
205cc46f-3	0.9%

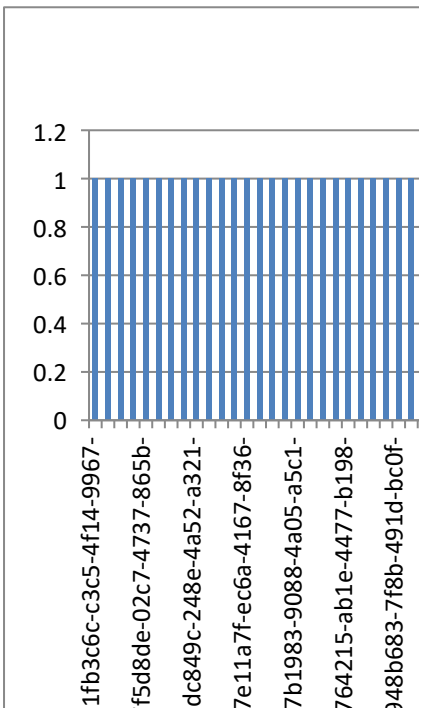

217beb02-:	1	217beb02-:	0.9%
23c7504e-b	1	23c7504e-b	0.9%
26764215-a	1	26764215-a	0.9%
27c7b653-:	1	27c7b653-:	0.9%
2b08b24e-(	1	2b08b24e-(	0.9%
357ae499-(	1	357ae499-(	0.9%
3948b683-7	1	3948b683-7	0.9%
3a818957-(	1	3a818957-(	0.9%
3da74114-:	1	3da74114-:	0.9%
4370d962-(	1	4370d962-(	0.9%
4396dcaf-e	1	4396dcaf-e	0.9%
4455b7a4-(	1	4455b7a4-(	0.9%
44b26bb9-(	1	44b26bb9-(	0.9%
453f154c-d	1	453f154c-d	0.9%
45926a63-(	1	45926a63-(	0.9%
461905d7-9	1	461905d7-9	0.9%
467076ab-:	1	467076ab-:	0.9%
46d7c5d0-b	1	46d7c5d0-b	0.9%
47ea825d-8	1	47ea825d-8	0.9%
48d14257-b	1	48d14257-b	0.9%
493387c5-f	1	493387c5-f	0.9%
4a9fddff-78	1	4a9fddff-78	0.9%
51b87829-7	1	51b87829-7	0.9%
5270fded-9	1	5270fded-9	0.9%
542135d8-(	1	542135d8-(	0.9%
54ad64bb-(	1	54ad64bb-(	0.9%
58f56e73-9	1	58f56e73-9	0.9%
60c2ea12-b	1	60c2ea12-b	0.9%
628377ee-3	1	628377ee-3	0.9%
6b01ff34-8	1	6b01ff34-8	0.9%
7394f3e9-6	1	7394f3e9-6	0.9%
73dac30f-9	1	73dac30f-9	0.9%
7610613a-b	1	7610613a-b	0.9%
7643f88f-a	1	7643f88f-a	0.9%
788603bc-(	1	788603bc-(	0.9%
7912d893-(	1	7912d893-(	0.9%
79f3697d-8	1	79f3697d-8	0.9%
7a627419-8	1	7a627419-8	0.9%
8aaa5414-:	1	8aaa5414-:	0.9%
8d44c778-(	1	8d44c778-(	0.9%
91a336cc-f	1	91a336cc-f	0.9%
951d0d04-:	1	951d0d04-:	0.9%
969e6100-(	1	969e6100-(	0.9%
a11c7260-8	1	a11c7260-8	0.9%
a2ffdc2e-1	1	a2ffdc2e-1	0.9%
a5b11dc6-(	1	a5b11dc6-(	0.9%
a6d02939-7	1	a6d02939-7	0.9%

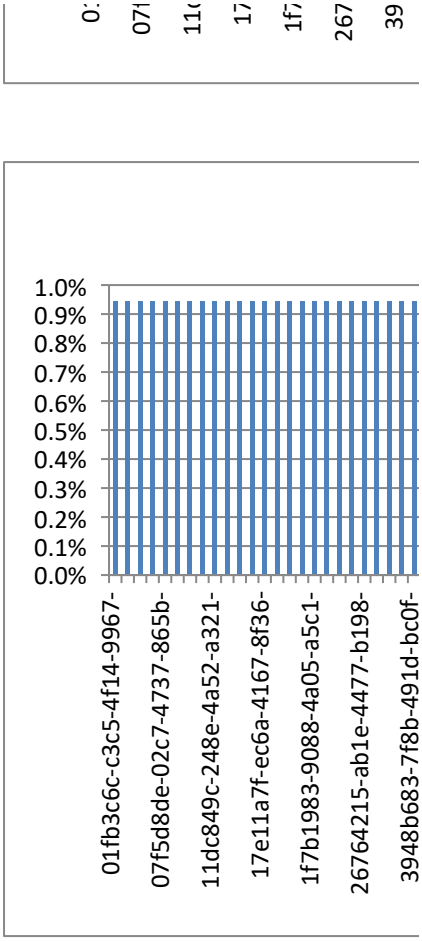

ac0dd167-4	1	ac0dd167-4	0.9%
ad2c6a5a-a	1	ad2c6a5a-a	0.9%
aedf0cac-a	1	aedf0cac-a	0.9%
b0bc26e7-c	1	b0bc26e7-c	0.9%
b9606dfc-e	1	b9606dfc-e	0.9%
b978fb8d-8	1	b978fb8d-8	0.9%
bde3b184-	1	bde3b184-	0.9%
bee2c978-6	1	bee2c978-6	0.9%
bf1057ef-5	1	bf1057ef-5	0.9%
c143be2a-e	1	c143be2a-e	0.9%
c3bfd9c0-b	1	c3bfd9c0-b	0.9%
c67ba435-a	1	c67ba435-a	0.9%
c88720ea-6	1	c88720ea-6	0.9%
c9a7f574-a	1	c9a7f574-a	0.9%
caa7677a-7	1	caa7677a-7	0.9%
cc94b5e5-6	1	cc94b5e5-6	0.9%
cd2243b4-9	1	cd2243b4-9	0.9%
cf503ab1-3	1	cf503ab1-3	0.9%
d07bc305-b	1	d07bc305-b	0.9%
d0c71506-e	1	d0c71506-e	0.9%
d4b5cbb1-a	1	d4b5cbb1-a	0.9%
d809ec3a-6	1	d809ec3a-6	0.9%
d8237dd7-	1	d8237dd7-	0.9%
db7c32e2-c	1	db7c32e2-c	0.9%
dbdde403-	1	dbdde403-	0.9%
e138bfa2-1	1	e138bfa2-1	0.9%
e74e550c-4	1	e74e550c-4	0.9%
e774e6ba-b	1	e774e6ba-b	0.9%
e88bf976-c	1	e88bf976-c	0.9%
ebca3c5d-6	1	ebca3c5d-6	0.9%
eebe4789-2	1	eebe4789-2	0.9%
f21c5ab9-d	1	f21c5ab9-d	0.9%
f52cfdf6-0c	1	f52cfdf6-0c	0.9%
f681eaa0-4	1	f681eaa0-4	0.9%
f80eab4b-9	1	f80eab4b-9	0.9%
f8621f33-8	1	f8621f33-8	0.9%
fad3b903-6	1	fad3b903-6	0.9%
fe1d3e10-1	1	fe1d3e10-1	0.9%
ff53d6b5-5	1	ff53d6b5-5	0.9%
ff579704-8	1	ff579704-8	0.9%
ff60be40-e	1	ff60be40-e	0.9%

· Excel, to change the chart type.
C) or "Switch Plot" (Mac) in the chart tools

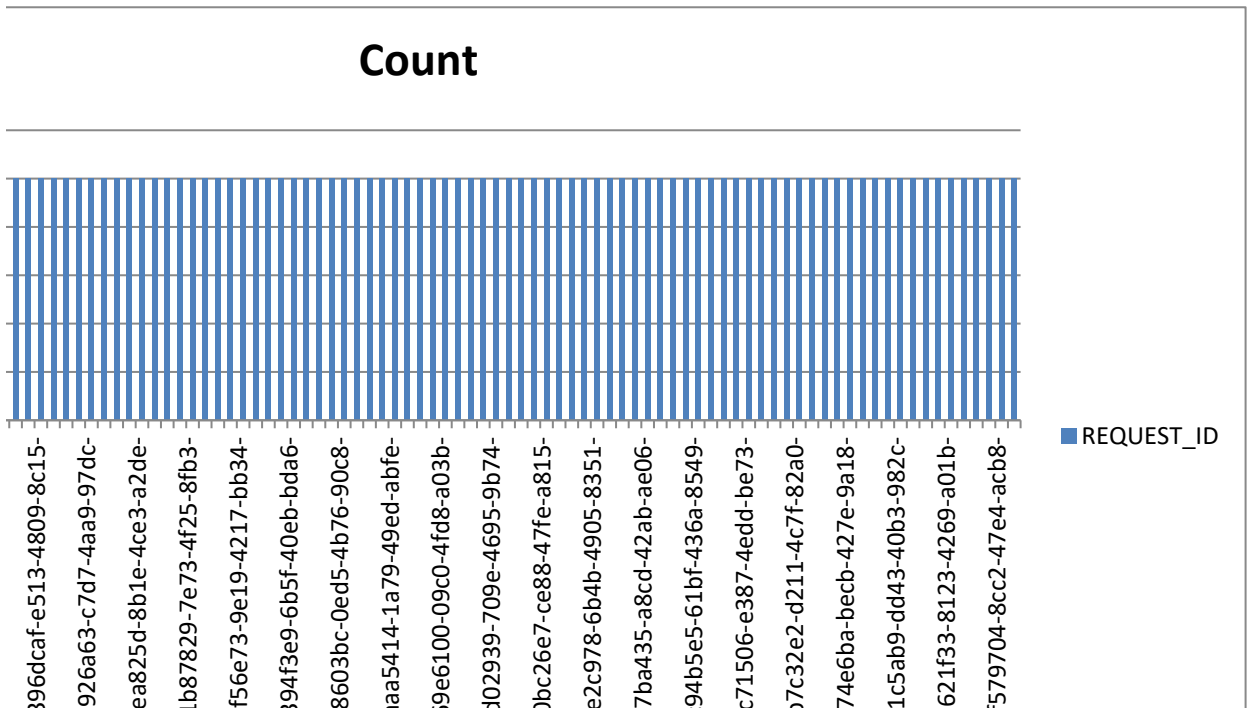

Percent
4396dcaf-e513-4809-8c15-
45926a63-c7d7-4aa9-97dc-
47ea825d-8b1e-4ce3-a2de-
51b87829-7e73-4f25-8fb3-
58f56e73-9e19-4217-bb34-
7394f3e9-6b5f-40eb-bda6-
788603bc-0ed5-4b76-90c8-
8aaa5414-1a79-49ed-abfe-
969e6100-09c0-4fd8-a03b-
a6d02939-709e-4695-9b74-
b0bc26e7-ce88-47fe-a815-
bee2c978-6b4b-4905-8351-
c67ba435-a8cd-42ab-ae06-
cc94b5e5-61bf-436a-8549-
d0c71506-e387-4edd-be73-
db7c32e2-d211-4c7f-82a0-
e774e6ba-becb-427e-9a18-
f21c5ab9-dd43-40b3-982c-
f8621f33-8123-4269-a01b-
ff579704-8cc2-47e4-acb8-
REQUEST_ID

Summary of HTTP_STATUS

Categorical Summary

Sample Siz	Number of Distinct Categories
106 of 106	1

HTTP_STAT	Count	Percent of	Confidence Interval (Percent of Data)
201 - Creat	106	100.0%	96.5% to 100.0%

Select a chart and choose "Clustered Column", "100% Stacked Column", or "Pie" chart in Powerpoint or
To create a correct "100% Stacked Column" chart, choose the chart then click "Switch Row/Column" (PC

Count

	HTTP_STAT
201 - Creat	106

Percent

	HTTP_STATUS
201 - Creat	100.0%






80.0%
60.0%
40.0%
20.0%
0.0%

· Excel, to change the chart type.
C) or "Switch Plot" (Mac) in the chart tools

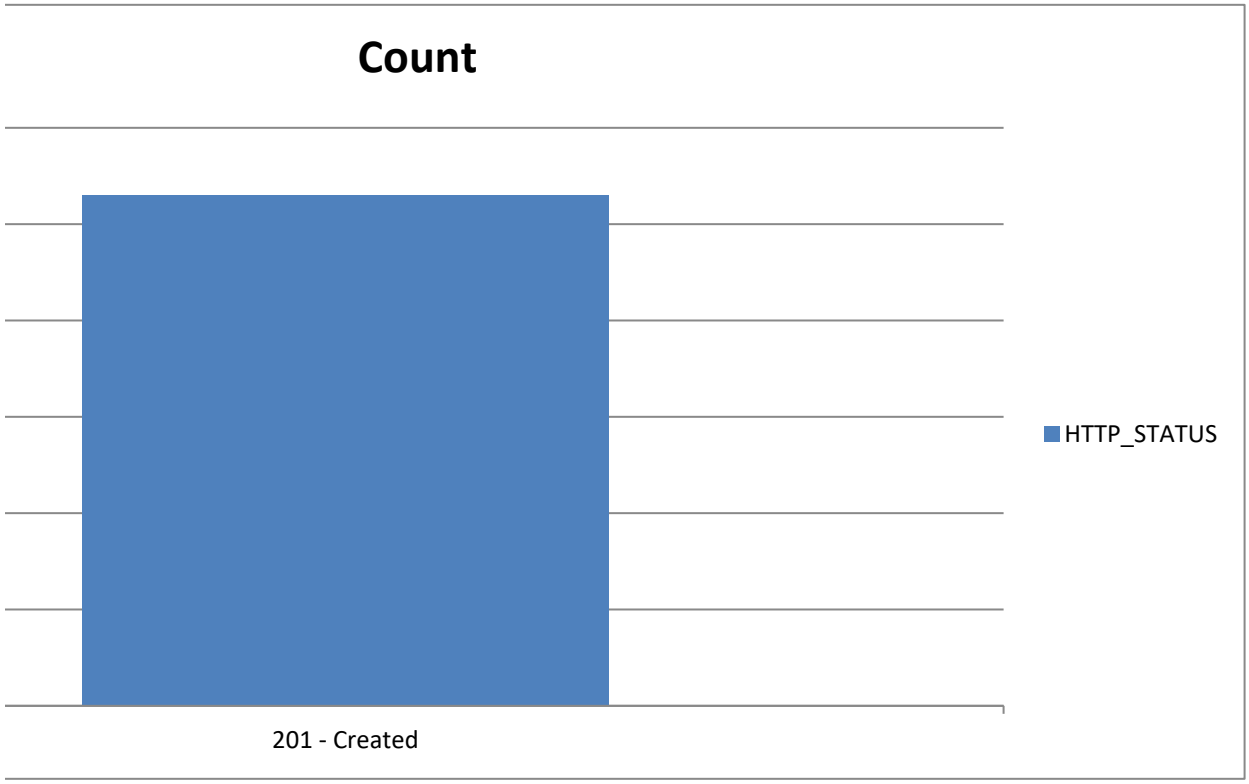

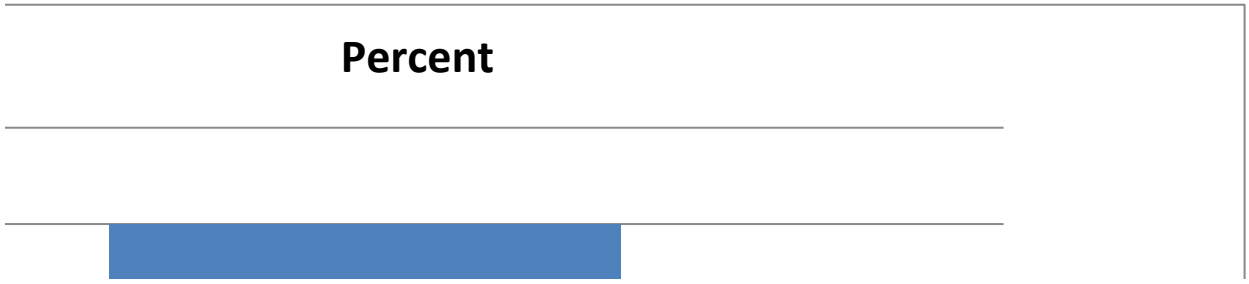

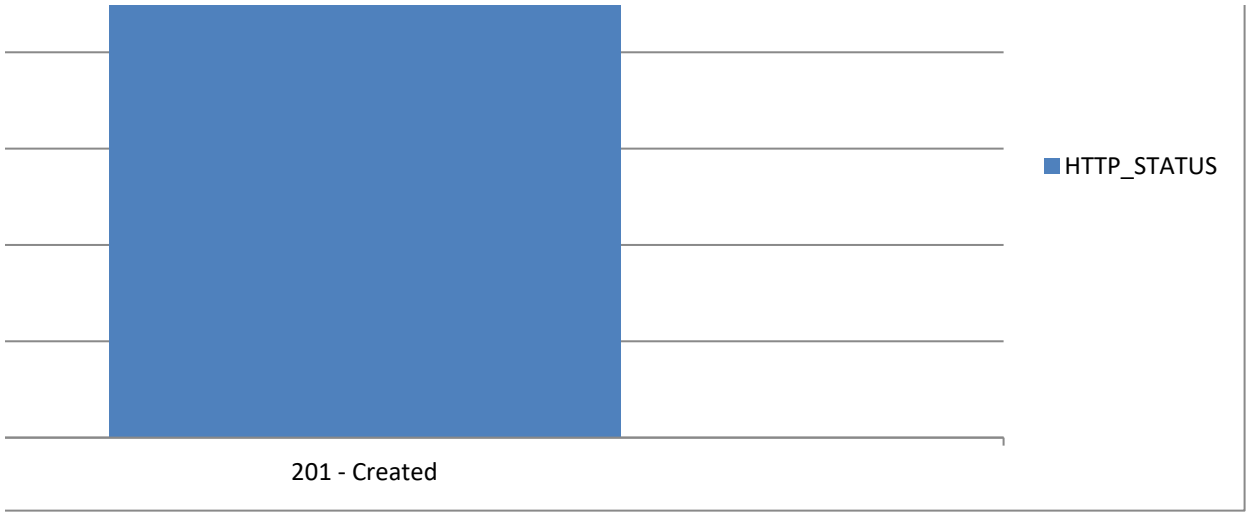
HTTP_STATUS
201 - Created

Summary of SESSION_ID

Categorical Summary

Sample Size	Number of Distinct Categories
106 of 106	106

SESSION_ID	Count	Percent of	Confidence Interval (Percent of Data)
FS_12KqW	1	0.9%	0.2% to 5.2%
FS_14Kqa2	1	0.9%	0.2% to 5.2%
FS_1BfZOL	1	0.9%	0.2% to 5.2%
FS_1D09i4	1	0.9%	0.2% to 5.2%
FS_1D0dW	1	0.9%	0.2% to 5.2%
FS_1IzWos	1	0.9%	0.2% to 5.2%
FS_1LAMW	1	0.9%	0.2% to 5.2%
FS_1LDiBo	1	0.9%	0.2% to 5.2%
FS_1LO1hy	1	0.9%	0.2% to 5.2%
FS_1LeDYd	1	0.9%	0.2% to 5.2%
FS_1MPrgI	1	0.9%	0.2% to 5.2%
FS_1PAvH1	1	0.9%	0.2% to 5.2%
FS_1PMgJr	1	0.9%	0.2% to 5.2%
FS_1TF7GT	1	0.9%	0.2% to 5.2%
FS_1U0fD6	1	0.9%	0.2% to 5.2%
FS_1eDYj4	1	0.9%	0.2% to 5.2%
FS_1iYBV7	1	0.9%	0.2% to 5.2%
FS_1niTkQ	1	0.9%	0.2% to 5.2%
FS_1rYFwG	1	0.9%	0.2% to 5.2%
FS_1vsQIw	1	0.9%	0.2% to 5.2%
FS_1xqSnst	1	0.9%	0.2% to 5.2%
FS_245JwR	1	0.9%	0.2% to 5.2%
FS_2YYCcJr	1	0.9%	0.2% to 5.2%
FS_2f44rW	1	0.9%	0.2% to 5.2%
FS_2jovUz	1	0.9%	0.2% to 5.2%
FS_30mWV	1	0.9%	0.2% to 5.2%
FS_31heXK	1	0.9%	0.2% to 5.2%
FS_35v8wH	1	0.9%	0.2% to 5.2%
FS_36gslpg	1	0.9%	0.2% to 5.2%
FS_39mQx	1	0.9%	0.2% to 5.2%
FS_3Bm7H	1	0.9%	0.2% to 5.2%
FS_3CeSlIE	1	0.9%	0.2% to 5.2%
FS_3D0sgc	1	0.9%	0.2% to 5.2%
FS_3DcnCv	1	0.9%	0.2% to 5.2%
FS_3DtyIfp	1	0.9%	0.2% to 5.2%
FS_3EipSg	1	0.9%	0.2% to 5.2%
FS_3ISnDv	1	0.9%	0.2% to 5.2%
FS_3KeCjj7	1	0.9%	0.2% to 5.2%

FS_3NweC	1	0.9%	0.2% to 5.2%
FS_3RyGHF	1	0.9%	0.2% to 5.2%
FS_3S3xItd	1	0.9%	0.2% to 5.2%
FS_3SGNC	1	0.9%	0.2% to 5.2%
FS_3TqKs5	1	0.9%	0.2% to 5.2%
FS_3V91Cr	1	0.9%	0.2% to 5.2%
FS_3VC0HY	1	0.9%	0.2% to 5.2%
FS_3ZEarg1	1	0.9%	0.2% to 5.2%
FS_3bUFSG	1	0.9%	0.2% to 5.2%
FS_3chi2Pc	1	0.9%	0.2% to 5.2%
FS_3fldUaU	1	0.9%	0.2% to 5.2%
FS_3iwH3x	1	0.9%	0.2% to 5.2%
FS_3knfeO	1	0.9%	0.2% to 5.2%
FS_3uCK7s	1	0.9%	0.2% to 5.2%
FS_3vvVGle	1	0.9%	0.2% to 5.2%
FS_3zLVL0r	1	0.9%	0.2% to 5.2%
FS_491hXC	1	0.9%	0.2% to 5.2%
FS_51Z9g6	1	0.9%	0.2% to 5.2%
FS_5FbLoR	1	0.9%	0.2% to 5.2%
FS_5IW1ztI	1	0.9%	0.2% to 5.2%
FS_5KutDlF	1	0.9%	0.2% to 5.2%
FS_5OW8f	1	0.9%	0.2% to 5.2%
FS_5WJh4	1	0.9%	0.2% to 5.2%
FS_5fsvKxg	1	0.9%	0.2% to 5.2%
FS_5gArBQ	1	0.9%	0.2% to 5.2%
FS_5hfgmE	1	0.9%	0.2% to 5.2%
FS_5qaDl2	1	0.9%	0.2% to 5.2%
FS_5scAnZ	1	0.9%	0.2% to 5.2%
FS_62rnAc	1	0.9%	0.2% to 5.2%
FS_6DcZpb	1	0.9%	0.2% to 5.2%
FS_6FqXh3	1	0.9%	0.2% to 5.2%
FS_6K29Hz	1	0.9%	0.2% to 5.2%
FS_6QrXsS	1	0.9%	0.2% to 5.2%
FS_6RmU2	1	0.9%	0.2% to 5.2%
FS_6SHpuD	1	0.9%	0.2% to 5.2%
FS_6VASvR	1	0.9%	0.2% to 5.2%
FS_6X1oG3	1	0.9%	0.2% to 5.2%
FS_6eU0CR	1	0.9%	0.2% to 5.2%
FS_6ffvph0	1	0.9%	0.2% to 5.2%
FS_6fhk9zG	1	0.9%	0.2% to 5.2%
FS_6iAqZzb	1	0.9%	0.2% to 5.2%
FS_6iMZqp	1	0.9%	0.2% to 5.2%
FS_6jZGMV	1	0.9%	0.2% to 5.2%
FS_6jiBpdN	1	0.9%	0.2% to 5.2%
FS_6kSsuFs	1	0.9%	0.2% to 5.2%
FS_6xEETr3	1	0.9%	0.2% to 5.2%
FS_6xownG	1	0.9%	0.2% to 5.2%

FS_71B21n	1	0.9%	0.2% to 5.2%
FS_76qZCg	1	0.9%	0.2% to 5.2%
FS_7BXXu0	1	0.9%	0.2% to 5.2%
FS_7JC7kgF	1	0.9%	0.2% to 5.2%
FS_7PTEbC	1	0.9%	0.2% to 5.2%
FS_7QFqVr	1	0.9%	0.2% to 5.2%
FS_7Vpvjm	1	0.9%	0.2% to 5.2%
FS_7VsuPh	1	0.9%	0.2% to 5.2%
FS_7XmsjO	1	0.9%	0.2% to 5.2%
FS_7bUGGı	1	0.9%	0.2% to 5.2%
FS_7dujaXF	1	0.9%	0.2% to 5.2%
FS_7fNxX6(	1	0.9%	0.2% to 5.2%
FS_7fvurNf	1	0.9%	0.2% to 5.2%
FS_7gwnaV	1	0.9%	0.2% to 5.2%
FS_7hrlEhL	1	0.9%	0.2% to 5.2%
FS_7mgEUI	1	0.9%	0.2% to 5.2%
FS_7zLXd8F	1	0.9%	0.2% to 5.2%
FS_7zMeer	1	0.9%	0.2% to 5.2%
FS_86GKG4	1	0.9%	0.2% to 5.2%
FS_8exJT6I	1	0.9%	0.2% to 5.2%
FS_9H1Sn1	1	0.9%	0.2% to 5.2%

Select a chart and choose "Clustered Column", "100% Stacked Column", or "Pie" chart in Powerpoint or
To create a correct "100% Stacked Column" chart, choose the chart then click "Switch Row/Column" (PC

Count

	SESSION_ID
FS_12KqWI	1
FS_14Kqa2	1
FS_1BfZOL/	1
FS_1D09i4I	1
FS_1D0dW	1
FS_1IzWosI	1
FS_1LAMW	1
FS_1LDiBo4	1
FS_1LO1hy	1
FS_1LeDYd	1
FS_1MPrgII	1
FS_1PAvH1	1
FS_1PMgJr	1
FS_1TF7GT	1
FS_1U0fD6	1
FS_1eDYj4(	1
FS_1iYBV7F	1
FS_1niTkQg	1

Percent

	SESSION_ID
FS_12KqWI	0.9%
FS_14Kqa2	0.9%
FS_1BfZOL/	0.9%
FS_1D09i4I	0.9%
FS_1D0dW	0.9%
FS_1IzWosI	0.9%
FS_1LAMW	0.9%
FS_1LDiBo4	0.9%
FS_1LO1hy	0.9%
FS_1LeDYd	0.9%
FS_1MPrgII	0.9%
FS_1PAvH1	0.9%
FS_1PMgJr	0.9%
FS_1TF7GT	0.9%
FS_1U0fD6	0.9%
FS_1eDYj4(	0.9%
FS_1iYBV7F	0.9%
FS_1niTkQg	0.9%

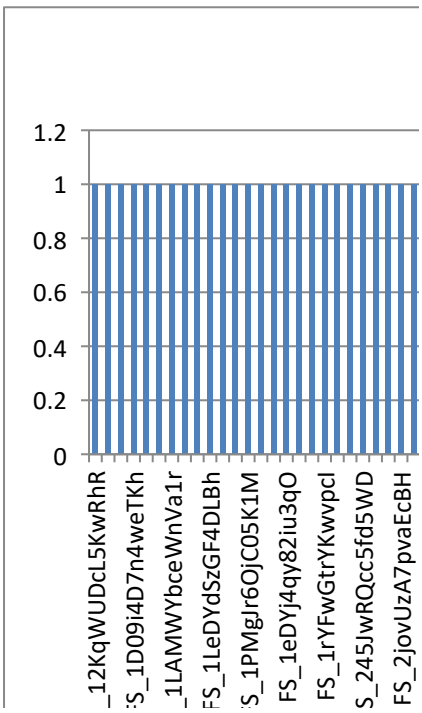

FS_1rYFwG	1	FS_1rYFwG	0.9%
FS_1vsQlw	1	FS_1vsQlw	0.9%
FS_1xqSnst	1	FS_1xqSnst	0.9%
FS_245JwR	1	FS_245JwR	0.9%
FS_2YYCcJr	1	FS_2YYCcJr	0.9%
FS_2f44rW	1	FS_2f44rW	0.9%
FS_2jovUzA	1	FS_2jovUzA	0.9%
FS_30mWV	1	FS_30mWV	0.9%
FS_31heXK	1	FS_31heXK	0.9%
FS_35v8wH	1	FS_35v8wH	0.9%
FS_36gslpg	1	FS_36gslpg	0.9%
FS_39mQx	1	FS_39mQx	0.9%
FS_3Bm7H	1	FS_3Bm7H	0.9%
FS_3CeSlIE	1	FS_3CeSlIE	0.9%
FS_3D0sgc	1	FS_3D0sgc	0.9%
FS_3DcnCv	1	FS_3DcnCv	0.9%
FS_3DtyIfp	1	FS_3DtyIfp	0.9%
FS_3EipSgG	1	FS_3EipSgG	0.9%
FS_3ISnDvL	1	FS_3ISnDvL	0.9%
FS_3KeCjj7	1	FS_3KeCjj7	0.9%
FS_3NweC	1	FS_3NweC	0.9%
FS_3RyGHF	1	FS_3RyGHF	0.9%
FS_3S3xItd	1	FS_3S3xItd	0.9%
FS_3SGNC	1	FS_3SGNC	0.9%
FS_3TqKs5	1	FS_3TqKs5	0.9%
FS_3V91Cr	1	FS_3V91Cr	0.9%
FS_3VC0HY	1	FS_3VC0HY	0.9%
FS_3ZEarg1	1	FS_3ZEarg1	0.9%
FS_3bUFSG	1	FS_3bUFSG	0.9%
FS_3chi2Pc	1	FS_3chi2Pc	0.9%
FS_3fldUaL	1	FS_3fldUaL	0.9%
FS_3iwH3x	1	FS_3iwH3x	0.9%
FS_3knfeO	1	FS_3knfeO	0.9%
FS_3uCK7s	1	FS_3uCK7s	0.9%
FS_3vvVGle	1	FS_3vvVGle	0.9%
FS_3zLVL0r	1	FS_3zLVL0r	0.9%
FS_491hXC	1	FS_491hXC	0.9%
FS_51Z9g6	1	FS_51Z9g6	0.9%
FS_5FbLoR	1	FS_5FbLoR	0.9%
FS_5IW1ztI	1	FS_5IW1ztI	0.9%
FS_5KutDlF	1	FS_5KutDlF	0.9%
FS_5OW8f	1	FS_5OW8f	0.9%
FS_5WJh4	1	FS_5WJh4	0.9%
FS_5fsvKxg	1	FS_5fsvKxg	0.9%
FS_5gArBQ	1	FS_5gArBQ	0.9%
FS_5hfgmE	1	FS_5hfgmE	0.9%
FS_5qaDl2	1	FS_5qaDl2	0.9%

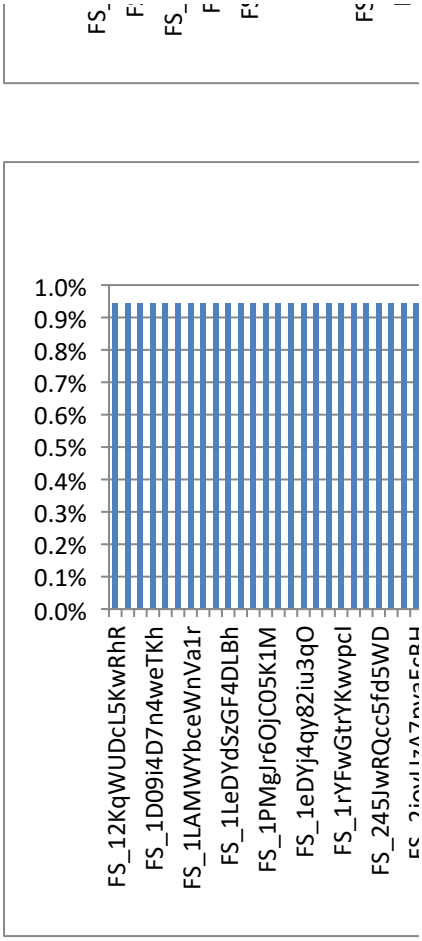

FS_5scAnZ4	1	FS_5scAnZ4	0.9%
FS_62rnAcu	1	FS_62rnAcu	0.9%
FS_6DcZpb	1	FS_6DcZpb	0.9%
FS_6FqXh3	1	FS_6FqXh3	0.9%
FS_6K29Hz	1	FS_6K29Hz	0.9%
FS_6QrXsSl	1	FS_6QrXsSl	0.9%
FS_6RmU2	1	FS_6RmU2	0.9%
FS_6SHpuD	1	FS_6SHpuD	0.9%
FS_6VASvR	1	FS_6VASvR	0.9%
FS_6X1oG3	1	FS_6X1oG3	0.9%
FS_6eU0CR	1	FS_6eU0CR	0.9%
FS_6ffvph0	1	FS_6ffvph0	0.9%
FS_6fhk9zG	1	FS_6fhk9zG	0.9%
FS_6iAqZzb	1	FS_6iAqZzb	0.9%
FS_6iMZqp	1	FS_6iMZqp	0.9%
FS_6jZGMV	1	FS_6jZGMV	0.9%
FS_6jiBpdN	1	FS_6jiBpdN	0.9%
FS_6kSsuFs	1	FS_6kSsuFs	0.9%
FS_6xEETr3	1	FS_6xEETr3	0.9%
FS_6xownG	1	FS_6xownG	0.9%
FS_71B21n	1	FS_71B21n	0.9%
FS_76qZCg	1	FS_76qZCg	0.9%
FS_7BXXu0	1	FS_7BXXu0	0.9%
FS_7JC7kgF	1	FS_7JC7kgF	0.9%
FS_7PTEbC	1	FS_7PTEbC	0.9%
FS_7QFqVr	1	FS_7QFqVr	0.9%
FS_7Vpvjm	1	FS_7Vpvjm	0.9%
FS_7VsuPh	1	FS_7VsuPh	0.9%
FS_7XmsjO	1	FS_7XmsjO	0.9%
FS_7bUGGı	1	FS_7bUGGı	0.9%
FS_7dujaXF	1	FS_7dujaXF	0.9%
FS_7fNxX6(	1	FS_7fNxX6(	0.9%
FS_7fvurNf	1	FS_7fvurNf	0.9%
FS_7gwnaV	1	FS_7gwnaV	0.9%
FS_7hrlEhL	1	FS_7hrlEhL	0.9%
FS_7mgEUI	1	FS_7mgEUI	0.9%
FS_7zLXd8F	1	FS_7zLXd8F	0.9%
FS_7zMeer	1	FS_7zMeer	0.9%
FS_86GKG4	1	FS_86GKG4	0.9%
FS_8exJT6I	1	FS_8exJT6I	0.9%
FS_9H1Sn1	1	FS_9H1Sn1	0.9%

· Excel, to change the chart type.
C) or "Switch Plot" (Mac) in the chart tools

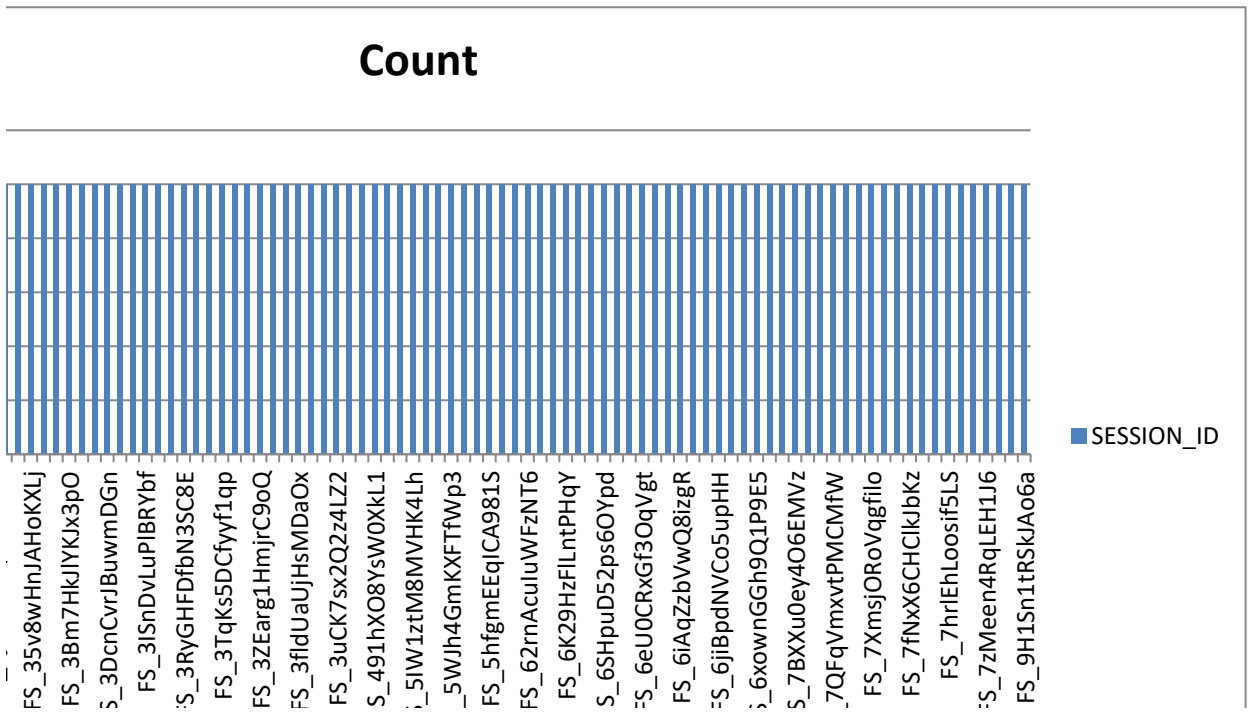

Percent
FS_4JOVUZA7pvaEcBH
FS_35v8wHnJAHoKXLj
FS_3Bm7HkJlYKJx3pO
FS_3DcnCvrJBuwmDGn
FS_3lSnDvLuPlBRYbf
FS_3RyGHFDfbN3SC8E
FS_3TqKs5DCfyyf1qp
FS_3ZEarg1HmjrC9oQ
FS_3fldUaUjHsMDaOx
FS_3uCK7sx2Q2z4LZ2
FS_491hXO8YsW0XkL1
FS_5lW1ztM8MVHK4Lh
FS_5WJh4GmKXFTfWp3
FS_5hfgmEEqICA981S
FS_62rnAculuWFzNT6
FS_6K29HzFlLntPHqY
FS_6SHpuD52ps6OYpd
FS_6eU0CRxGf3OqVgt
FS_6iAqZzbVwQ8izgR
FS_6jiBpdNVCo5upHH
FS_6xownGGh9Q1P9E5
FS_7BXXu0ey4O6EMVz
FS_7QFqVmxvtPMCMfW
FS_7XmsjORoVqgfilo
FS_7fNxX6CHClkJbKz
FS_7hrlEhLoosif5LS
FS_7zMeen4RqLEH1J6
FS_9H1Sn1tRSkJAo6a
SESSION_ID

Calendar and Schedule Board Summary Report

Key Points

- **Academic Calendar**
  - 146 student-contact days.
  - High school hours: 8:00 AM – 3:30 PM.
  - Elementary hours: 8:10 AM – 3:20 PM.
- **District-Wide Consistency**
  - All schools share the same start and end times.
  - Each school may rearrange periods within those times for interventions or special programs.
  - Teacher contract hours are the same at every school: 7:30 AM – 4:00 PM.
- **State Instructional-Time Requirement**
  - Utah law requires a minimum of **990 student-instructional hours** per year.
  - The high-school schedule as designed provides **994 hours** of state approved instructional hours.

Key Observation:

- Since we're scheduled at the absolute minimum 990 instructional hours, staff must continue teaching through minor disruptions (e.g., brief power outages). Snow days will be reserved only for truly severe conditions, and any student-contact time lost for any reason must be made up through additional instructional days or extended hours.

Professional Development

- 6 full days:
  - 2 flexible teacher-prep days
  - 4 required PD days
- 8 student-free Fridays, 8:00 AM – 1:00 PM (40 hours total)

Policy: Notification of Changes to Board-Approved Athletic Schedules

Purpose:
To ensure transparency, accountability, and proper planning, this policy requires athletic coaches to notify the superintendent when changes are made to board-approved athletic schedules.

Policy Statement:
All athletic schedules are approved by the Board of Education prior to the start of each sports season. Any subsequent changes to these schedules must be reported to the superintendent in advance of the change taking effect.

Procedure:

1. **Notification Requirement**
    - Any coach requesting a change to a board-approved schedule must submit written notification to the superintendent as soon as the need for a change is known.
2. **Required Information**
    The notification must include the following:
    - **Reason for the change.**
    - **Proposed make-up date and time**, if applicable.
    - **Completed travel request form** for the revised date(s), if additional travel is required.
3. **Timeliness**
    - Notifications should be submitted as early as possible to allow for proper review and communication with stakeholders.

ESTIMATED ITEMIZED 12 Week BUDGET				
Utah State Board of Education AFTERSCHOOL School Year 25-26 USU Extension- Garfield County 4-H			**Year 2**	**First 12 Weeks**
Salaries:			100%	
Program Director- Callie Ward - Oversee the entire program and grant. Liaison between county extension offices, community, school district, Utah Afterschool Network (UAN), and other stakeholders. Maintain IRB approval and conduct evaluations. Supervise and support Program Assistant I. Manage the budget and purchases, track professional development.			$10,580.01	$2,645.00
Year 2	$10,580.01			
Program Assistant I- Kolbi Frandsen - (100% FTE) Certified Teacher, Manages the site teams, accumulates daily attendance, records food usage, approves staff timesheets, and acts as a liaison between the school district, UAN, and other stakeholders.			$37,080.00	$9,270.00
Year 2	$37,080.00			
Family Service Specialist- Clint Albrecht- Assists parents in developing individualized short-and long-term goals and in accomplishing them. Coordinates family learning center,onsite community classes, and coordinating resources that meeting the needs of intergenerational poverty families, establishing and maintaining cooperative relationships with them.			$2,319.20	$579.80
Year 2	$2,319.20			
Site Coordinators (3)- Site Coordinator runs the daily after school operation, recruits volunteers for the clubs, supervises site staff, creates schedules. Gather and disseminate family resources, collaborate with partnering agencies specific to the site. Panguitch - Shanon Leibbrant Escalante- Sondra Jones Boulder - Zoey Ahlstrom Bryce Valley - TBD			$50,507.52	$12,626.88
Year 2	($18.79 x 18 hours/week x 42 weeks = $14,205.24 x 3 staff) ($18.79 x 10 hours/week/42 weeks= x 1 staff- Boulder)			
4-H Instructors - Assist with the evaluation at each site, run clubs. $16 per hour			$80,640.00	$20,160.00
Year 1-3	(12 hours/week x 42 weeks= x 10 staff)			
Employee Benefits:				
	Program Director - Callie Ward - 45% of salary		$4,519.62	$1,129.91
	Program Coordinator- Kolbi Frandsen - 45% of salary		$15,840.00	$3,960.00
	Family Service Specialist- Clint Albrecht - 45% of wage		$1,020.45	$255.11
	Site Coordinators (3) - 8.3% of wage		$3,311.28	$827.82
	4-H Instructors - 8.3% of wage		$5,160.96	$1,290.24
Purchased Professional & Tech Services:				
	Mentor Teachers: certified teacher or principal to consult on school alignment		$3,000.00	$750.00
	Target Tutoring Stipend (Contracted) $25 per hour x 3 sites. Intense intervention		$7,500.00	$1,875.00
	Background Checks - ($55 x 15 part-time staff)		$825.00	$206.25
Travel:				
	In State Training- USU Extension Faculty and/or staff to attend in state 4-H Positive Youth Development, Utah After School Network trainings. Costs include accommodations, per diem, etc. Trainings will vary depending on specific staff needs.		$6,000.00	$1,500.00

ESTIMATED ITEMIZED 12 Week BUDGET				
Utah State Board of Education AFTERSCHOOL School Year 25-26 USU Extension- Garfield County 4-H			**Year 2**	**First 12 Weeks**
	Mileage Reimbursement- Due to the vast size of Garfield County, it takes approximately one hour to each site from the County Seat of Panguitch. To travel to the Wasatch Front for state training ranges from 3-5 hours depending on site. Travel for Program Director/ Coordinator specific to county travel amongst each site and to coordinate services with other agencies. Travel for Family Life Specialist specific to county travel amongst each site and to coordinate services with other agencies. Travel for county/state training, travel to accumulate supplies and share resources with other sites.		$3,500.00	$875.00
Supplies and Materials:				
	4-H Community Club Supplies - consumable materials & supplies needed to run the club and curriculum. Materials needed will vary depending on lesson. Clubs will be running in 6-week increments called sessions. Two enrichment clubs per session, two academic clubs per session, Five sessions per year=20 clubs funds decreasing as we purchase sustainable supplies and materials. While this number is low and decreases, we have reusable materials available from USU Extension, so many clubs will have minimal costs. Photocopies are provided outside of grant funds and can be used as needed. 42 clubs =$50 per club x 3 sites		$5,000.00	$1,250.00
Year 1-3	**Quarterly Family Engament Events** - To help families develop a sense of community and belonging, our program will offer a Family Night Out taking place four times a year across each site. $300 per event x quarterly x 3 sites = $3600		$3,600.00	$900.00
Year 2	**4-H Enrollment** - $10 enrollment fee per year. Covers accident insurance, background checks for volunteers and data management costs. $10 per enrollment x 30 youth x 3 sites = $900		$900.00	$225.00
	Food - snacks and/or small meals for youth ($0.60 per youth (15 average per 3 sites) per day x 42 weeks)		$3,000.00	$750.00
	Total		**$244,304.04**	**$61,076.01**
	Employee Start Date: 08/18/2025		2 weeks - Prep/ Set Up	
	Program Start Date: 09/02/2025		10 weeks - Direct Program	
	Evaluation Date: 11/14/2025			
	12 Week Budget Period - 08/18/2024 - 11/14/2024			

RISE Assessment Data Summaries

Performance Levels

- 1 - Below Proficient%
- 2 - Approaching Proficient%
- 3 - Proficient%
- 4 - Highly Proficient%

Tests Taken
"Tests Taken" represents the count of the most recent opportunities taken by students on each test in this test family and for each test reason.

Performance Distribution, By Test Group: GARFIELD DISTRICT, 2024-2025

Filtered By **Test Reasons:** All Test Reasons | **Sorted By:** Date Last Taken

Summative Science

Grades Tested: **4, 5, 6, 7, 8**

Tests Taken: **333** Date Last Taken: **05/16/2025**

Percent	**31%**	**29%**	**29%**	**11%**
Count	104	95	98	36

Summative Mathematics

Grades Tested: **3, 4, 5, 6, 7, 8**

Tests Taken: **398** Date Last Taken: **05/15/2025**

Percent	**44%**	**25%**	**21%**	**10%**
Count	176	99	84	39

Performance Distribution, By Test Group: GARFIELD DISTRICT, 2023-2024

Filtered By **Test Reasons:** All Test Reasons | **Sorted By:** Date Last Taken

Summative Science

Grades Tested: **4, 5, 6, 7**

Tests Taken: **269** Date Last Taken: **05/15/2024**

Percent	**23%**	**29%**	**31%**	**16%**
Count	63	78	84	44

Summative Mathematics

Grades Tested: **3, 4, 5, 6, 7**

Tests Taken: **350** Date Last Taken: **05/15/2024**

Percent	**38%**	**22%**	**24%**	**15%**
Count	133	78	85	54

Summative ELA

Grades Tested: **3, 4, 5, 6, 7**

Tests Taken: **349** Date Last Taken: **05/13/2024**

Percent	**35%**	**21%**	**30%**	**14%**
Count	121	75	103	50

Summative Writing

Grades Tested: **5**

Tests Taken: **70** Date Last Taken: **05/01/2024**

Data cannot be aggregated together for this group of tests

RISE Assessment Data Summaries

Performance Distribution, By Test Group: GARFIELD DISTRICT, 2022-2023

Filtered By **Test Reasons:** All Test Reasons | **Sorted By:** Date Last Taken

Summative Mathematics

Grades Tested: **3, 4, 5, 6**

Tests Taken: **275** Date Last Taken: **05/16/2023**

Percent	**37%**	**19%**	**23%**	**20%**
Count	103	53	63	56

Summative ELA

Grades Tested: **3, 4, 5, 6**

Tests Taken: **280** Date Last Taken: **05/12/2023**

Percent	**29%**	**24%**	**30%**	**17%**
Count	82	66	84	48

Summative Science

Grades Tested: **4, 5, 6**

Tests Taken: **192** Date Last Taken: **05/11/2023**

Percent	**16%**	**27%**	**32%**	**25%**
Count	31	52	61	48

Summative Writing

Grades Tested: **5**

Tests Taken: **56** Date Last Taken: **05/08/2023**

Data cannot be aggregated together for this group of tests

Performance Distribution, By Test Group: GARFIELD DISTRICT, 2021-2022

Filtered By **Test Reasons:** All Test Reasons | **Sorted By:** Date Last Taken

Summative Mathematics

Grades Tested: **3, 4, 5**

Tests Taken: **196** Date Last Taken: **05/19/2022**

Percent	**32%**	**20%**	**26%**	**21%**
Count	63	40	51	42

Summative ELA

Grades Tested: **3, 4, 5**

Tests Taken: **196** Date Last Taken: **05/18/2022**

Percent	**24%**	**26%**	**34%**	**16%**
Count	47	51	67	31

Summative Science

Grades Tested: **4, 5**

Tests Taken: **109** Date Last Taken: **05/16/2022**

Percent	**17%**	**31%**	**29%**	**23%**
Count	18	34	32	25

Summative Writing

Grades Tested: **5**

Tests Taken: **56** Date Last Taken: **05/11/2022**

Data cannot be aggregated together for this group of tests

RISE Assessment Data Summaries

Performance Distribution By Test Group: GARFIELD DISTRICT, 2020-2021

Filtered By **Test Reasons:** All Test Reasons | **Sorted By:** Date Last Taken

Summative Mathematics

Grades Tested: **3, 4**

Tests Taken: **108** Date Last Taken: **05/24/2021**

Percent	**33%**	**28%**	**26%**	**13%**
Count	36	30	28	14

Summative ELA

Grades Tested: **3, 4**

Tests Taken: **108** Date Last Taken: **05/20/2021**

Percent	**36%**	**21%**	**36%**	**6%**
Count	39	23	39	7

Summative Science

Grades Tested: **4**

Tests Taken: **55** Date Last Taken: **05/17/2021**

Percent	**20%**	**42%**	**22%**	**16%**
Count	11	23	12	9

Garfield County School District Interim Board Meeting

Monday, August 11, 2025 5:00 PM
Garfield School District Office, 145 East Center St., Panguitch, UT 84759

I. **Emergency Meeting**

II. **Welcome**
Discussion: The meeting was called to order at 5:00 PM. Board members present included Curtis Barney, Ralph Perkins, Jared Brems, and Myron Cottam. April was not in attendance. Also present were Superintendent John Dodds and Business Administrator Lane Mecham.

III. **Board Action Items**

III.A. Garfield Online Staffing
Action(s):
To put Superintendent Dodds as the Administrator for the online school and to open a full time teaching position. This motion, made by Curtis Barney and seconded by Myron Cottam, Carried.
Voting Detail:

Curtis Barney:	Yea
Jared Brems:	Yea
Myron Cottam:	Yea
April LeFevre:	Absent
Ralph Perkins:	Yea

Voting Summary: Yea: 4, Nay: 0, Absent: 1
Discussion: The superintendent discussed some of the background for consideration of the admin and teaching position for Garfield Online. The Board and Superintendent had discussions about the state of the position and their various views on the staffing for the online school. Board President Ralph Perkins asked for any public comment. Sally James made comments about the SPED case load for the online school and having an administrator present for those IEP meetings. Kimberly Blood made comments and supported having a full-time teacher at the school.

IV. **Executive Session**

IV.A. GCSD Rules for CLOSED MEETINGS

IV.B. Discussion of the character, professional competence, or physical or mental health of an individual.

IV.C. Discussion regarding deployment of security personnel, devices, or systems

IV.D. Strategy to discuss pending or reasonably imminent litigation

IV.E. Strategy sessions to discuss collective bargaining

IV.F. Strategy to discuss the purchase, exchange or lease of real estate

IV.G. Investigative proceedings regarding allegations of criminal conduct

_____

Board Secretary

IGNITING HEARTS AND MINDS

Garfield School District

GARFIELD COUNTY SCHOOL DISTRICT

Substitute Teacher Hiring Documentation Form

NAME Ty Johnson HM PHONE (__) _____

ADDRESS 1070 E Heritage Ln CELL (209) 418-5695

CITY Escalante STATE UT ZIP 84726

EMAIL _____

Identify the days of the week you are available to work. Mark your choices with an "X".

IF YOU ARE AVAILABLE ALL DAYS, CHECK HERE X

(A.M.) MON___ TUES___ WED___ THURS___ FRI___

(P.M.) MON___ TUES___ WED___ THURS___ FRI___

Please choose the types of locations. Mark your choices with an "X".

SCHOOLS

____ Elementary School

X High/Middle School

____ Both

LOCATION

____ Antimony

____ Boulder

____ Bryce Valley

X Escalante

____ Panguitch

For School Use Only:

X Substitute training has been provided by the authorized Administrator.

X Candidate has been informed position is contigent upon successful background check and board of education approval.

X Instructions have been given for candidate to schedule a background check and take the following items to complete payroll paperwork: Current Driver's License, SS Card, Voided Check or Saving's Deposit Slip.

Administrator's Signature: _____ Date: 7/21/25

Garfield County School District

Hiring Documentation

School: Bryce Valley High School Position: Food Service Worker Date: 7/31/25

All Applicants	
Name	Name
Florene Sudweeks	

Applicants Interviewed	
Name	Name
Florene Sudweeks	

Screening Committee	
Name	Position
Linda Larson	
Trista Rich	District Employee
Samie Ott	District Employee

Recommendation for position(s): Florene Sudweeks

Signature of Administrator:

Garfield County School District
Hiring Documentation

School: PES Position: Paraprofessionals Date: 8-4-25

All Applicants

Name	Name
Jeremiah Crandall	
Chelsea Peacock	
Reese Emma Ganci	

Applicants Interviewed

Name	Name
Jeremiah Crandall	
Chelsea Peacock	
Reese Emma Ganci	

Interview Committee or Screening Committee

Name	Position
	Community Council Member
Lisa Breinholt	District Employee
Vonnie Parkin	District Employee

Recommendation for position(s): Reese Emma Ganci - Preschool Head Teacher
Chelsea Peacock, Jeremiah Crandall > Paraprofessionals

Signature of Administrator: Lisa Breinholt

GARFIELD COUNTY SCHOOL DISTRICT

Substitute Teacher Hiring Documentation Form

*****APPLICANT MUST SUBMIT A COMPLETED GCSD CLASSIFIED EMPLOYMENT APPLICATION & THIS FORM PRIOR TO SCHEDULING BACKGROUND CHECKS*****

NAME CARL WOOD HM PHONE ~~(435)~~

ADDRESS 50 E 400 N CELL (435) 572-6555

CITY PANGUITCH STATE UTAH ZIP 84759

EMAIL GEARSANDOIL@GMAIL.COM

Identify the days of the week you are available to work. Mark your choices with an "X".

IF YOU ARE AVAILABLE ALL DAYS, CHECK HERE X

(A.M.) MON____ TUES____ WED____ THURS____ FRI____

(P.M.) MON____ TUES____ WED____ THURS____ FRI____

Please choose the types of locations. Mark your choices with an "X".

SCHOOLS	LOCATION
____ Elementary School	____ Antimony
X High/Middle School	____ Boulder
____ Both	____ Bryce Valley
Custodial Sub ____	____ Escalante
Food Service Sub ____	X Panguitch

For School Use Only:

_____ Substitute training has been provided by the authorized Administrator.

_____ Candidate has been informed position is contigent upon successful background check and board of education approval.

_____ Instructions have been given for candidate to schedule a background check and take the following items to complete payroll paperwork: Current Driver's License, SS Card, Voided Check or Saving's Deposit Slip.

Administrator's Signature: [signature] Date: 08/06/2025

Garfield County School District

Hiring Documentation

School: Escalante Elementary Position: Para/Librarian Date: 08/06/2025

All Applicants

Name	Name
Doneen Griffin	Kathryn Chamberlain
Brittney Nelson	

Applicants Interviewed

Name	Name
Brittney Nelson	Kathryn Chamberlain

Interview Committee or Screening Committee

Name	Position
Laura Bytheway	Community Council Member
	District Employee
	District Employee
Ryan Bytheway	EES Principal
Eva Durfey	EES Teacher/Instructional Coach
Nicole Griffin	EES Teacher

Recommendation for position(s):

Kathryn Chamberlain

Signature of Administrator: Ryan Bytheway

Garfield County School District

Hiring Documentation

School: Escalante Elementary Position: 1st Grade Teacher Date: 08/04/2025

All Applicants

Name	Name
Doneen Griffin	

Applicants Interviewed

Name	Name
Doneen Griffin	

Interview Committee or Screening Committee

Name	Position
	Community Council Member
	District Employee
	District Employee
Ryan Bytheway	EHS Principal
Eva Durfey	EES Teaching Coach

Recommendation for position(s):

Doneen Griffin

Signature of Administrator: Ryan Bytheway

Garfield County School District

Hiring Documentation

School: Bryce Valley Elementary Position: Para Professional Date: 5/29/2025

All Applicants

Name	Name
Taylor Barker	
William Craig Barker	
Emily Rose	
Rachel Howard	

Applicants Interviewed

Name	Name
Taylor Barker	
William Craig Barker	
Emily Rose	

Interview Committee or
Screening Committee

Name	Position
Trista Rich	District Employee
Makayla Chamberlain	District Employee
Stephanie Miller	District Employee
Keni Floyd	Teacher
Nathan Platt	Community Member

Recommendation for position(s):
We recommend that Taylor Barker and William Craig Barker be hired as a BVES Para Professional

Signature of Administrator:

Garfield County School District
Hiring Documentation

School: Panguitch Elementary Position: Para Computer Teacher Date: 8-7-25

All Applicants

Name	Name
Jane Excell	
Hollie Frandsen	
Sarah Melancon	
Paula Bowers	

Applicants Interviewed

Name	Name
Jane Excell	
Hollie Frandsen	
Sarah Melancon	
Paula Bowers	

Interview Committee or Screening Committee

Name	Position
Lisa Breinholt	Community Council Member
	District Employee
	District Employee

Recommendation for position(s):
Jane Excell - Para
Paula Bowers - Para
Sarah Melancon - Para
Hollie Frandsen - Computer Para

Signature of Administrator: Lisa Breinholt

GARFIELD COUNTY SCHOOL DISTRICT

Substitute Teacher Hiring Documentation Form

APPLICANT MUST SUBMIT A COMPLETED GCSD CLASSIFIED EMPLOYMENT APPLICATION & THIS FORM PRIOR TO SCHEDULING BACKGROUND CHECKS

NAME Kezli Floyd HM PHONE ( ) _____

ADDRESS PO Box 252 CELL (435) 6909136

CITY Henrieville STATE UT ZIP 84736

EMAIL kezlif@hotmail.com

Identify the days of the week you are available to work. Mark your choices with an "X".

IF YOU ARE AVAILABLE ALL DAYS, CHECK HERE X

(A.M.) MON X TUES X WED ___ THURS ___ FRI ___

(P.M.) MON ___ TUES ___ WED ___ THURS ___ FRI ___

Please choose the types of locations. Mark your choices with an "X".

SCHOOLS	LOCATION
X Elementary School	___ Antimony
X High/Middle School	___ Boulder
___ Both	X Bryce Valley
	___ Escalante
Custodial Sub ___	___ Panguitch
Food Service Sub ___	

For School Use Only:

✓ Substitute training has been provided by the authorized Administrator.

✓ Candidate has been informed position is contigent upon successful background check and board of education approval.

✓ Instructions have been given for candidate to schedule a background check and take the following items to complete payroll paperwork: Current Driver's License, SS Card, Voided Check or Saving's Deposit Slip.

Administrator's Signature: _____ Date: Aug. 14, 2025

10/16/2017

Garfield County School District
Hiring Documentation

School: PES Position: Para Date: 8-14-25

All Applicants

Name	Name
Allie Dalton	

Applicants Interviewed

Name	Name
Allie Dalton	

Interview Committee or Screening Committee

Name	Position
Lisa Breinholt	Community Council Member
	District Employee
	District Employee

Recommendation for position(s):

Allie Dalton

Signature of Administrator: Lisa Breinholt

IGNITING HEARTS AND MINDS

Garfield School District

GARFIELD COUNTY SCHOOL DISTRICT

Substitute Teacher Hiring Documentation Form

NAME Barbara Lavender HM PHONE (___) _____

ADDRESS 161 N. 100 W. CELL (702) 461-4739

CITY Panguitch STATE UT ZIP 84759

EMAIL rowasdaughter@gmail.com

Identify the days of the week you are available to work. Mark your choices with an "X".

IF YOU ARE AVAILABLE ALL DAYS, CHECK HERE _____

(A.M.) MON ✓ TUES ✓ WED ✓ THURS ✓ FRI ___

(P.M.) MON ✓ TUES ✓ WED ✓ THURS ✓ FRI ___

Please choose the types of locations. Mark your choices with an "X".

SCHOOLS	LOCATION
✓ Elementary School	___ Antimony
___ High/Middle School	___ Boulder
___ Both	✓ Bryce Valley
	___ Escalante
	___ Panguitch

For School Use Only:

OK Substitute training has been provided by the authorized Administrator.

OK Candidate has been informed position is contigent upon successful background check and board of education approval.

OK Instructions have been given for candidate to schedule a background check and take the following items to complete payroll paperwork: Current Driver's License, SS Card, Voided Check or Saving's Deposit Slip.

Administrator's Signature [signature] Date: 8·19·2025

Garfield County School District
Hiring Documentation

School: PES Position: Para Date: 8/20/25

All Applicants

Name	Name
Kimberly Julander	

Applicants Interviewed

Name	Name
Kimberly Julander	

Interview Committee or Screening Committee

Name	Position
Lisa Breinholt	Community Council Member
	District Employee
	District Employee

Recommendation for position(s): Kimberly Julander - Title I

Signature of Administrator: Lisa Breinholt

Kate Godsey
632 CR 2750
Pawhuska, OK 74056

August 4, 2025

Dear Mr. Bytheway,

Please accept this letter as formal resignation from my position as the First Grade Teacher at Escalante Elementary. A complex situation has arisen within my immediate family requiring me to stay in Oklahoma for the time being. I am disheartened.

I express my sincere apologies for leaving you and the school with little time left to fill the position. I appreciate your understanding of this difficult decision and hope it will not affect an opportunity to work with you in the future.

Thank you for your time.

Kate Godsey

Kate Godsey

Ryan Bytheway <ryan.bytheway@garfk12.org>

Library position

1 message

Kathryn Chamberlain <kathkarol@gmail.com> Fri, Aug 15, 2025 at 3:13 PM
To: ryan.bytheway@garfk12.org

I, Kathryn Chamberlain resign my position as Librarian at Escalante Elementary School as of Friday August 15th 2025. Thank you.

Kathryn Chamberlain
Sent from my iPhone

Thanks again Ryan, you really are a great group
over there. I'm sorry I couldn't make it work at this time.

Julia McKinstry- Spencer
2355 Lizard Ranch Rd.
Escalante, UT
Mckinstryjulia@gmail.com
303-917-6908200

August 18,2025

Ryan Bytheway
Escalante Elementary
200 South Little Moqui LN
Escalante UT 84726

Dear Mr. Bytheway,

I am writing this letter with great sadness, I formally resign from my position as a Reading Specialist Para at Escalante Elementary School effective on August 20th.

I cherish the opportunity to serve our students and work alongside a wonderful talented staff and Principal. I have appreciated the opportunity to teach our students to build confidence and read successfully. I am grateful to Larry Marshall (a new teacher) for allowing me to mentor him in reading and writing. We were able to rotate students through phonics, comprehension, and fluency lessons daily. In addition, I was asked to model teaching reading and comprehension. Between the both of us, we created a successful reading program. As a result,we had the highest reading scores in the school for two years. So much so that I requested carrying it to kindergarten through third grade with the goal of consistency throughout our school.

I am grateful to have contributed to such a positive learning environment and most of all to teaching children to love reading. We have spoken many times regarding the importance of reading as the foundation to everything we do in life. Research states," if a child is not reading at grade level by third grade" they will have a difficult time succeeding in the future.Teaching students to be consistent, set goals, and have high expectations builds confidence thereby creating success. Highly educated teachers and paras are essential to student success. Funding through Title One, Rural, or grants could help compensate Paras who hold degrees in education and have teaching experience.

As a former Title One teacher, I can't help but wonder where our "Title One" and "Rural School" money is going. I question why Escalante Schools have been and continue to be last in this district. There are many examples people here have shared with me. Additionally, our district wastes a tremendous amount of money buying new programs in language arts every year or two just to find the latest program that promises to improve the education of our students. Case in point, purchasing UFLI, 95%, and CKLA. is ridiculous. There are many examples of waste. Perhaps we need to prioritize and adjust our spending.

I am extremely grateful for all the people who have supported me.To have such confidence from principals,teachers,District Reading Specialists and parents means so. I had sincerely hoped our Superintendent and our School Board would acknowledge and authorize fair compensation. However, both chose to ignore this fact and refused to compromise. My wish is one day the school district will appreciate what they have and look for ways to keep us.

Sincerely,

Julia McKinstry-Spencer

Enrollment as August 20, 2025 – 1,489*

*Increase of 31 students from May 2025 (1,458)

Garfield School District

2025 | 2026 | 2027

Reports | Groups | Setup | Codes

Enrollment | Schools | Status | Race | Sex

Active Students Grade:	PK	K	1	2	3	4	5	6	7	8	9	10	11	12	Total
Boulder Elementary				1	1		2	1							5
Bryce Valley Elementary	8	18	18	15	21	23	21	21							145
Escalante Elementary	20	9	14	16	8	11	10	15							103
Garfield Online School		92	155	113	99	84	75	56							674
Panguitch Elementary	42	29	25	29	28	28	38	29							248
Bryce Valley High School									15	24	26	11	28	18	122
Escalante High School									12	9	10	15	8	9	63
Panguitch High School									35	29	26	38	32	39	199
Effective 8/20/2025	70	148	212	174	157	146	146	122	62	62	62	64	68	66	1559

Pre-K -70

Total K-12 1,489

Pre-K Enrollment

Garfield School District

Enrollment

Schools

Active Students	Grade:	PK - Total	3 yr	4 yr	5 yr
Boulder Elementary		0	0	0	0
Bryce Valley Elementary		8	2	6	0
Escalante Elementary		20	10	10	0
Panguitch Elementary		42	20	22	0
Total		**70**	**32**	**38**	**0**

UTAH STATE BOARD OF EDUCATION
MODEL AFFIDAVIT AND EXEMPTION CERTIFICATE
FOR HOME SCHOOL INSTRUCTION

Student(s) #	Student Name(s)	M/F	Birth Date(s)	Student(s) Boundary School
	Bailey moseley	F	8-24-12	Panguitch High School

Address: 195 N. 100 E	City: Panguitch	Zip Code: 84759

Parent / Guardian: Brittany miller	Address (if different than student):

Reason for Home Schooling (optional): Academic Reasons

PARENT / GUARDIAN AFFIDAVIT

I _____, (Parent/Guardian) of the above named student(s), declare my intent to home school my student(s). I understand and agree:

1. I am solely responsible for the education of my student(s), except to the extent my student is dually enrolled in a public school.
2. I am solely responsible for the selection of instructional materials and textbooks.
3. I am solely responsible for the setting the time, place and method of instruction.
4. I am solely responsible for the evaluation of the home school instruction.

I accept full responsibility for my student and that he/she may not qualify for a high school diploma issued by the Garfield County School District or any of its schools.

(For students with IEPs or identified through child find): My decision to home school does not in any way imply that the school district did not provide a free and appropriate public education and I understand and agree that my student has no individual right to receive some or all of the special education and related services he/she would receive if enrolled in a public school in Garfield School District, unless I have arranged for dual enrollment consistent with state law, Section 53G-6-702 and Utah State Board of Education Rule, R277-438.

I understand and agree I may not assume responsibility for the education of my child if I have ever been or if I become convicted of child abuse or have a substantiated finding of child abuse against me as defined in Utah Code 53G-6-204

I have read this agreement and understand my obligations as a home school parent / guardian.

Parent/Guardian Signature: Brittany Miller Date: 8-12-25

Note: the information on this form is for school / school district use only. If schools/school districts release home school information as "directory information," schools/school districts must do so consistent with federal law.

ADA Compliant 5.23.24

EXEMPTION CERTIFICATE FOR HOME SCHOOL INSTRUCTION

A signed affidavit filed with the school district shall remain in effect as long as:

1. The school-age child attends home school;
2. The school district where the affidavit was filed remains the school-age child's district of residence; and
3. The parent or legal guardian who filed the signed affidavit has not been convicted of child abuse by a court or competent jurisdiction.

The following student(s) are exempt from compulsory education based on the parent's/guardian's signed affidavit.

Authorized Signature: _____ Date: 8/24/22

Note: The information on this form is for school / school district use only. If the school / school district releases home school student information as "directory information," the school / school district must do so consistent with federal law.

UTAH STATE BOARD OF EDUCATION
MODEL AFFIDAVIT AND EXEMPTION CERTIFICATE
FOR HOME SCHOOL INSTRUCTION

Student(s) #	Student Name(s)	M/F	Birth Date(s)	Student(s) Boundary School
	Ellie LeFevre	F	2/09/2010	Bryce Valley High School
	Brooklyn LeFevre	F	4/09/2012	"
	Landon LeFevre	M	7/10/2014	BVES

Address:	City:	Zip Code:
660 W 50 S	Tropic	84776

Parent / Guardian:	Address (if different than student):
Kelsey LeFevre	

Reason for Home Schooling (optional): Dual Enrollment

PARENT / GUARDIAN AFFIDAVIT

I Kelsey LeFevre, (Parent/Guardian) of the above named student(s), declare my intent to home school my student(s). I understand and agree:

1. I am solely responsible for the education of my student(s), except to the extent my student is dually enrolled in a public school.
2. I am solely responsible for the selection of instructional materials and textbooks.
3. I am solely responsible for the setting the time, place and method of instruction.
4. I am solely responsible for the evaluation of the home school instruction.

I accept full responsibility for my student and that he/she may not qualify for a high school diploma issued by the Garfield County School District or any of its schools.

(For students with IEPs or identified through child find): My decision to home school does not in any way imply that the school district did not provide a free and appropriate public education and I understand and agree that my student has no individual right to receive some or all of the special education and related services he/she would receive if enrolled in a public school in Garfield County School District, unless I have arranged for dual enrollment consistent with state law, Section 53G-6-702 and Utah State Board of Education Rule, R277-438.

I understand and agree I may not assume responsibility for the education of my child if I have ever been or if I become convicted of child abuse or have a substantiated finding of child abuse against me as defined in Utah Code 53G-6-204

I have read this agreement and understand my obligations as a home school parent / guardian.

Parent/Guardian Signature: Kelsey LeFevre Date: 8/15/25

Note: the information on this form is for school / school district use only. If schools/school districts release home school information as "directory information," schools/school districts must do so consistent with federal law.

ADA Compliant 5.23.24

EXEMPTION CERTIFICATE FOR HOME SCHOOL INSTRUCTION

A signed affidavit filed with the school district shall remain in effect as long as:

1. The school-age child attends home school;
2. The school district where the affidavit was filed remains the school-age child's district of residence; and
3. The parent or legal guardian who filed the signed affidavit has not been convicted of child abuse by a court or competent jurisdiction.

The following student(s) are exempt from compulsory education based on the parent's/guardian's signed affidavit.

Authorized Signature: _____ Date: 8/18/25

Note: The information on this form is for school / school district use only. If the school / school district releases home school student information as "directory information," the school / school district must do so consistent with federal law.

UTAH STATE BOARD OF EDUCATION
MODEL AFFIDAVIT AND EXEMPTION CERTIFICATE
FOR HOME SCHOOL INSTRUCTION

Student(s) #	Student Name(s)	M/F	Birth Date(s)	Student(s) Boundary School
12	Lonnie Justin Barney-Lyman	Male	04-01-2008	Escalante High School

Address:	City:	Zip Code:
P.O Box 59	Escalante	84726

Parent / Guardian:	Address (if different than student):
Patricia A. Barney	P.o. Box 59

Reason for Home Schooling (optional): He is going to do his GED on line

PARENT / GUARDIAN AFFIDAVIT

I Patricia A. Barney, (Parent/Guardian) of the above named student(s), declare my intent to home school my student(s). I understand and agree:

1. I am solely responsible for the education of my student(s), except to the extent my student is dually enrolled in a public school.
2. I am solely responsible for the selection of instructional materials and textbooks.
3. I am solely responsible for the setting the time, place and method of instruction.
4. I am solely responsible for the evaluation of the home school instruction.

I accept full responsibility for my student and that he/she may not qualify for a high school diploma issued by the Escalante School District or any of its schools.

(For students with IEPs or identified through child find): My decision to home school does not in any way imply that the school district did not provide a free and appropriate public education and I understand and agree that my student has no individual right to receive some or all of the special education and related services he/she would receive if enrolled in a public school in Escalante School District, unless I have arranged for dual enrollment consistent with state law, Section 53G-6-702 and Utah State Board of Education Rule, R277-438.

I understand and agree I may not assume responsibility for the education of my child if I have ever been or if I become convicted of child abuse or have a substantiated finding of child abuse against me as defined in Utah Code 53G-6-204

I have read this agreement and understand my obligations as a home school parent / guardian.

Parent/Guardian Signature: Patricia A. Barney Date: 8.14.25

Note: the information on this form is for school / school district use only. If schools/school districts release home school information as "directory information," schools/school districts must do so consistent with federal law.

ADA Compliant 5.23.24

EXEMPTION CERTIFICATE FOR HOME SCHOOL INSTRUCTION

A signed affidavit filed with the school district shall remain in effect as long as:

1. The school-age child attends home school;
2. The school district where the affidavit was filed remains the school-age child's district of residence; and
3. The parent or legal guardian who filed the signed affidavit has not been convicted of child abuse by a court or competent jurisdiction.

The following student(s) are exempt from compulsory education based on the parent's/guardian's signed affidavit.

Authorized Signature: _____ Date: 8/19/25

Note: The information on this form is for school / school district use only. If the school / school district releases home school student information as "directory information," the school / school district must do so consistent with federal law.

UTAH STATE BOARD OF EDUCATION
MODEL AFFIDAVIT AND EXEMPTION CERTIFICATE
FOR HOME SCHOOL INSTRUCTION

Student(s) #	Student Name(s)	M/F	Birth Date(s)	Student(s) Boundary School
	Justin Wyatt Whittenburg	M	7-22-2013	Panguitch

Address:	City:	Zip Code:
P.O. Box 12	Panguitch	84759

Parent / Guardian:	Address (if different than student):
Jacky Whittenburg	

Reason for Home Schooling (optional):

PARENT / GUARDIAN AFFIDAVIT

I Jacky Whittenburg, (Parent/Guardian) of the above named student(s), declare my intent to home school my student(s). I understand and agree:

1. I am solely responsible for the education of my student(s), except to the extent my student is dually enrolled in a public school.
2. I am solely responsible for the selection of instructional materials and textbooks.
3. I am solely responsible for the setting the time, place and method of instruction.
4. I am solely responsible for the evaluation of the home school instruction.

I accept full responsibility for my student and that he/she may not qualify for a high school diploma issued by the _____ School District or any of its schools.

(For students with IEPs or identified through child find): My decision to home school does not in any way imply that the school district did not provide a free and appropriate public education and I understand and agree that my student has no individual right to receive some or all of the special education and related services he/she would receive if enrolled in a public school in _____ School District, unless I have arranged for dual enrollment consistent with state law, Section 53G-6-702 and Utah State Board of Education Rule, R277-438.

I understand and agree I may not assume responsibility for the education of my child if I have ever been or if I become convicted of child abuse or have a substantiated finding of child abuse against me as defined in Utah Code 53G-6-204

I have read this agreement and understand my obligations as a home school parent / guardian.

Parent/Guardian Signature: _____ Date: 8/20/25

Note: the information on this form is for school / school district use only. If schools/school districts release home school information as "directory information," schools/school districts must do so consistent with federal law.

EXEMPTION CERTIFICATE FOR HOME SCHOOL INSTRUCTION

A signed affidavit filed with the school district shall remain in effect as long as:

1. The school-age child attends home school;
2. The school district where the affidavit was filed remains the school-age child's district of residence; and
3. The parent or legal guardian who filed the signed affidavit has not been convicted of child abuse by a court or competent jurisdiction.

The following student(s) are exempt from compulsory education based on the parent's/guardian's signed affidavit.

Authorized Signature: _____ Date: 8/20/25

Note: The information on this form is for school / school district use only. If the school / school district releases home school student information as "directory information," the school / school district must do so consistent with federal law.

Clint Barney

clint.barney@garfk12.org

Submission Date	Aug 5, 2025 11:19 AM
Requestor's Name	Clint Barney
Requestor's School Location	Panguitch High School
Contact E-mail	clint.barney@garfk12.org
Trip Type	Activity Trip (Sports, Club, etc.)
Date Leaving	Dec 29, 2025
Day of Week - Leaving	Monday
Date Returning	Dec 30, 2025
Day of Week - Returning	Tuesday
Describe the Purpose of the Trip	Participating in the Virgin Valley Holiday Basketball Tournament
Number of Students Attending	20
Number of Chaperones (Note: 15:1 student-chaperone ratio)	4
Name of Destination City & State	Mesquite, Nevada
Trip Distance	Less than 200 miles
Mode of Transportation	Suburban/Other School Vehicle

Recommendation to the Board: Trust Lands Plan Deadlines

State Deadlines

- Council membership submitted: October 20
- Final reports on prior-year fund use: March 1
- Upcoming plans for next year: May 15

Proposed District Deadlines (one week earlier)

- Council membership submitted: October 13
- Final reports submitted for board approval: Board meeting before February 22 (so they can be signed and sent to the state by March 1)
- Upcoming plans submitted for board approval: April board meeting, with final submission to the state by May 8

Why

- Aligns with state requirements while giving us a buffer
- Ensures board approval happens in time for superintendent submission to the state
- Provides schools and councils clear, consistent deadlines

Board Action

Adopt the adjusted deadlines above for all schools for the 2025–26 school year.

Garfield County School District

145 E Center St., Panguitch, UT 84759

Phone: 435-676-8821

August 20, 2025

Business Administrator Report

Ruby's Inn Seating Donation

Ruby's Inn has expressed interest in donating funds toward additional fold-down seating at Bryce Valley High School. My understanding is that their intent is to request a matching component from the District. We are currently waiting on a formal quote for the bleachers, and I anticipate bringing back more detailed information for discussion in a future board meeting.

Accounting Software Transition

The District has recently transitioned to a new accounting system, *School ERP Pro by Tyler Technologies*. This change has been challenging, as we continue to work through several software bugs that have caused frustration for staff. Despite the difficulties, this new platform will bring the District into compliance with the State's USIMS requirements. We are committed to ensuring the software is fully functional and that staff receive thorough training. Training has been a major focus in recent meetings and will continue at our upcoming secretaries' meeting.

BVHS Field and Irrigation Concerns

The infield at Bryce Valley High School's track has experienced significant damage this summer. The issues stem largely from irrigation water being turned on and off inconsistently, along with insufficient pressure to operate the pump system. To preserve the field, we have rented a hydrant meter from the City, allowing us to temporarily connect to culinary water. For the long term, we are exploring options such as smaller sprinkler zones connected to a main line that can switch between culinary and irrigation sources.

Athletic Center and Facilities Updates

The new athletic center is progressing well and is expected to be completed in October. On August 4th, we are scheduled to meet with landscapers to finalize plans for the surrounding areas. The locker rooms still have a few punch list items remaining but are largely complete and have turned out very well.

Other facilities projects are also moving forward:

- The BVHS parking lot project has been completed and looks excellent.
- The BHVS painting projects have been completed with great results (commons area and gym, hallway still being worked on).
- The BVHS administrative area remodel is still under construction.
- The BHVS flooring projects have been finished.
- The BVHS wall tiling and new drinking fountains are nearly completed.

- The BVHS Kiln installations are scheduled to begin soon.
- We've received the quotes for installation of the BVHS boilers and plan to start installation soon.
- BVHS staff is prioritizing the fitness equipment to be disposed of, and the Board will likely see a quote soon for replacement equipment where necessary in the new athletic facility.
- The maintenance shed at EHS is nearly completed, only a handful of punch list items remain. The project turned out great and we will begin clearing out the containers and other sheds as time permits.

Lane Mecham

Lane Mecham,
Business Administrator

8/19/2025

Underqualified Educators

Garfield District

Bryce Valley School

Elizabeth Armenta 812494 Hours: 1440 Days: 160 FTE: 1.00

Assignments at this school:

English as a Second Language Elem **not qualified for this assignment** 1.00 of total

8/19/2025

Underqualified Educators

Garfield District — Bryce Valley High

Shayne Chynoweth 761074 Hours: 1464 Days: 183 FTE: 1.00

Assignments at this school:

General Financial Literacy	qualified for this assignment	0.05	of total
Learning Strategies	qualified for this assignment	0.05	of total
Student Study Skills	qualified for this assignment	0.05	of total
Fashion Design Studio	qualified for this assignment	0.10	of total
Fashion Design Merchandising	qualified for this assignment	0.10	of total
Human Development	qualified for this assignment	0.10	of total
Interior Design 1	qualified for this assignment	0.05	of total
Interior Design 2	qualified for this assignment	0.10	of total
ProStart 2	qualified for this assignment	0.10	of total
College & Career Awareness	qualified for this assignment	0.05	of total
Aspiring Educators	**not qualified for this assignment**	0.05	of total
Behavior Health Introduction	qualified for this assignment	0.10	of total
Individual & Family Relationships	qualified for this assignment	0.10	of total

Licenses and Endorsements:

License Area	*Type*	*License Expire Date*	*Endorsement*	*Endorsement Expire Date*
License Level: Y	New	06/30/2028		
Secondary Education	PRFSL		General Financial Literacy	06/30/2026
			Commercial Art	06/30/2027

Katherine Dickinson 790427 Hours: 1440 Days: 160 FTE: 1.00

Assignments at this school:

Agricultural Systems & Technology 2	qualified for this assignment	0.20	of total
Agricultural Science I	qualified for this assignment	0.15	of total
Animal Science II	qualified for this assignment	0.15	of total
Plant and Soil Science I	qualified for this assignment	0.15	of total
Natural Resource Science I	qualified for this assignment	0.15	of total
Beginning Woodworking	**not qualified for this assignment**	0.10	of total
Construction Management 1	**not qualified for this assignment**	0.10	of total

Rowdy Miller 708696 Hours: 1440 Days: 220 FTE: 1.00

Assignments at this school:

Health Education II	**not qualified for this assignment**	0.10	of total
Debate	**not qualified for this assignment**	0.10	of total
Counselor (7-12)	qualified for this assignment	0.50	of total
Student Study Skills	qualified for this assignment	0.05	of total
Health Science Intro	**not qualified for this assignment**	0.20	of total
CTE Internships	qualified for this assignment	0.05	of total

Jessie Nicholson 795465 Hours: 1440 Days: 160 FTE: 1.00

Assignments at this school:

Journalism	**not qualified for this assignment**	0.05	of total
World Geography	**not qualified for this assignment**	0.10	of total
U.S. History I	qualified for this assignment	0.20	of total
U.S. History II	qualified for this assignment	0.20	of total
Utah Studies	qualified for this assignment	0.15	of total
World History	qualified for this assignment	0.10	of total
United States Government and Citizenship	qualified for this assignment	0.10	of total
Learning Strategies	qualified for this assignment	0.05	of total
Student Study Skills	qualified for this assignment	0.05	of total

8/19/2025

Underqualified Educators

Garfield District **Bryce Valley High**

Chelsea Thompson 722890 Hours: 1440 Days: 160 FTE: 1.000

Assignments at this school:

Accounting I	**not qualified for this assignment**	0.10 of total
Accounting II	**not qualified for this assignment**	0.10 of total
Business Communication I	**not qualified for this assignment**	0.10 of total
Business Communication II	**not qualified for this assignment**	0.10 of total
Digital Literacy	**not qualified for this assignment**	0.05 of total
Digital Media 1	**not qualified for this assignment**	0.10 of total
Digital Media 2	**not qualified for this assignment**	0.10 of total
Web Development I	**not qualified for this assignment**	0.05 of total
Hospitality and Tourism	**not qualified for this assignment**	0.10 of total
Marketing #1	**not qualified for this assignment**	0.05 of total
Sports & Outdoor Recreation Marketing	**not qualified for this assignment**	0.05 of total
College & Career Awareness	**not qualified for this assignment**	0.05 of total
TV Broadcasting 1	**not qualified for this assignment**	0.05 of total

8/19/2025

Underqualified Educators

Garfield District

Escalante High

Sandra Holcomb 796163 Hours: 720 Days: 183 FTE: 0.50

Assignments at this school:

Learning Strategies	qualified for this assignment	0.05	of total
Digital Literacy	qualified for this assignment	0.20	of total
Exploring Computer Science I (CS)	qualified for this assignment	0.25	of total
3D Animation 1	qualified for this assignment	0.20	of total
Digital Audio 1	qualified for this assignment	0.20	of total
Commercial Art 1	**not qualified for this assignment**	0.10	of total

Licenses and Endorsements:

License Area	*Type*	*License Expire Date*	*Endorsement*	*Endorsement Expire Date*
License Level: Z	New	06/30/2027		
Secondary Education	LEASP	06/30/2027	Information Technology Systems	06/30/2027
			Multimedia	06/30/2027
			Commercial Photography	06/30/2027

Lori Torgersen 772049 Hours: 1440 Days: 160 FTE: 1.00

Assignments at this school:

Health Education I	**not qualified for this assignment**	0.10	of total
Health Education II	**not qualified for this assignment**	0.10	of total
Biology (9-12)	qualified for this assignment	0.20	of total
Earth & Space Science	qualified for this assignment	0.10	of total
Grade 7 Science	qualified for this assignment	0.15	of total
Grade 8 Science	qualified for this assignment	0.15	of total
Learning Strategies	qualified for this assignment	0.05	of total
Health Science Intro	qualified for this assignment	0.15	of total

Licenses and Endorsements:

License Area	*Type*	*License Expire Date*	*Endorsement*	*Endorsement Expire Date*
License Level: Y	New	06/30/2029		
Secondary Education	PRFSL		Environmental Science (Earth Science 2)	06/30/2027
			Health Science Introduction	06/30/2027

David Treanor 787395 Hours: 360 Days: 180 FTE: 0.25

Assignments at this school:

Drawing I	**not qualified for this assignment**	0.40	of total
High School Art Foundations	**not qualified for this assignment**	0.40	of total
Metalworking 1	**not qualified for this assignment**	0.20	of total

8/19/2025

Underqualified Educators

Garfield District

Panguitch High

Jemma Gallio-Carter 761667 Hours: 1464 Days: 183 FTE: 1.00

Assignments at this school:

Debate	qualified for this assignment	0.15	of total
Journalism	**not qualified for this assignment**	0.10	of total
Language Arts 7	**not qualified for this assignment**	0.15	of total
World History	qualified for this assignment	0.20	of total
United States Government and Citizenship	qualified for this assignment	0.20	of total
Current Issues	qualified for this assignment	0.20	of total

Sydnee Mecham 786532 Hours: 1464 Days: 183 FTE: 1.00

Assignments at this school:

Digital Literacy	**not qualified for this assignment**	0.10	of total
Computer Science Investigation	**not qualified for this assignment**	0.10	of total
Digital Media 1	**not qualified for this assignment**	0.10	of total
Web Development I	**not qualified for this assignment**	0.10	of total
College & Career Awareness	**not qualified for this assignment**	0.10	of total
Video Production 1	**not qualified for this assignment**	0.10	of total
Video Production 2	**not qualified for this assignment**	0.10	of total
Commercial Art 1	**not qualified for this assignment**	0.10	of total
Commercial Photo 1	**not qualified for this assignment**	0.10	of total
Commercial Photo 2	**not qualified for this assignment**	0.10	of total

Postpartum and Parental Leave

Definitions—

"Birth parent" means: (a) the biological mother of a child, (b) a man whose paternity of a child is established, (c) a man who has been identified as the father of a child by the child's birth mother who has not denied paternity, or (d) an unmarried biological father.

Utah Code § 78B-6-103(10), (11) (2024)

"Paid leave hours" means leave hours the District provides to an employee who accrues paid leave benefits in accordance with District policies, including annual, vacation, sick, paid time off, or any other type of leave that may be taken while still receiving compensation. It includes but is not limited to paid parental leave or paid postpartum recovery leave.

Utah Code § 53G-11-209(1)(a) (2024)

"Parental leave" means leave hours provided to a parental leave eligible employee.

Utah Code § 53G-11-209(1)(b) (2024)

"Parental leave eligible employee" means an employee who accrues paid leave in accordance with District leave policies who is (a) a birth parent, (b) legally adopting a minor child (except when the employee's spouse is the child's pre-existing parent), (c) the intended parent of a child born under a validated gestational agreement under Utah Code Title 78B Chapter 15, Part 8, or (d) appointed the legal guardian of a minor child or an incapacitated adult.

Utah Code § 53G-11-209(1)(c) (2024)

"Postpartum recovery leave" means leave provided to a postpartum recovery leave eligible employee to recover from childbirth at 20 weeks or greater gestation.

Utah Code § 53G-11-209(1)(d) (2024)
Utah Code § 63A-17-511(1)(d) (2024)

"Postpartum recovery leave eligible employee" means an employee who accrues paid leave in accordance with District leave policies who gives birth to a child at 20 weeks or greater gestation.

Utah Code § 53G-11-209(1)(e) (2024)
Utah Code § 63A-17-511(1)(d) (2024)

"Qualified employee" means a parental leave eligible employee or a postpartum recovery leave eligible employee.

Utah Code § 53G-11-209(1)(f) (2024)

© 2024 ~ All Rights Reserved
Utah School Boards Association Policy Services

"Unmarried biological father" means a man who is the biological father of a child but who was not married to the biological mother at the time of the child's conception or birth.

Utah Code § 78B-6-103(28) (2024)

Postpartum Recovery Leave—

Beginning July 2025, an eligible employee who is full-time may take up to 3 work weeks of paid postpartum recovery leave. The amount of leave for eligible employees who are part-time or who work more than full-time is the prorated amount reflecting the amount by which the employee works less than or more than full-time. This leave is additional to and is not charged against any other type of paid leave the employee has. The leave must be taken beginning with the date of birth unless a health care provider certifies that it is medically necessary to begin the leave earlier. The leave must be used in a single continuous period unless prior written authorization otherwise is given by the Superintendent or the human resources director. This leave is consecutive to parental leave but consistent with Policy DKC is concurrent with FMLA leave. The leave allowance is not increased if more than one child is born from the same pregnancy.

Utah Code § 53G-11-209(2)(a), (c), (4) (2024)
Utah Code § 63A-17-511(2)(a)(ii), (4) (2024)

An eligible employee shall give the District at least 30 days' notice before the date the employee plans to begin using postpartum recovery leave and before the date the employee plans to stop using postpartum recovery leave unless circumstances beyond the employee's control prevent giving the notice. In that case, the employee shall give the notice as soon as reasonably practicable.

Utah Code § 63A-17-511(5) (2024)

Parental Leave—

Beginning July 2025, an eligible employee who is full-time may take up to 3 work weeks of paid parental leave in a 12-month period. The amount of leave for eligible employees who are part-time or who work more than full-time is the prorated amount reflecting the amount by which the employee works less than or more than full-time. This leave is additional to and is not charged against any other type of paid leave the employee has. The leave cannot be taken before the date of the event making the employee eligible for the leave and must be taken within 6 months following the date of the qualifying event. The leave may not be used on an intermittent basis unless the District and the employee mutually agree in writing to intermittent use or unless a health care provider certifies that intermittent leave is medically necessary due to a serious medical condition of the child to whom the leave relates. This leave is consecutive to parental leave but consistent with Policy DKC is concurrent with FMLA leave. The leave allowance is not increased if more than one child is born from the same pregnancy, more than one child is adopted, or

© 2024 ~ All Rights Reserved
Utah School Boards Association Policy Services

the employee is appointed as the guardian of more than one child or incapacitated adult.

Utah Code § 53G-11-209(2)(a), (c), (4) (2024)
Utah Code § 63A-17-511(2)(a)(i), (3) (2024)

An eligible employee shall give the District at least 30 days' notice before the date the employee plans to begin using parental leave unless circumstances beyond the employee's control prevent giving the notice. In that case, the employee shall give the notice as soon as reasonably practicable.

Utah Code § 63A-17-511(5) (2024)

Notice of Leave Benefits—

The District shall provide written notice to all employees regarding a qualified employee's right to use postpartum recovery leave and parental leave.

Utah Code § 53G-11-209(2)(d) (2024)

© 2024 ~ All Rights Reserved
Utah School Boards Association Policy Services

INVOICE

Garfield County
55 South Main
PO Box 77
Panguitch, UT 84759

(435) 676-1100

BILL TO:

GARFIELD COUNTY SCHOOL DISTRICT
PO Box 398
Panguitch, UT 84759

Invoice Date: 08/13/2025
Payment Due: Upon receipt

Amount Due: $ 57,000.00

Date	Description	Quantity	Price	Amount
8/13/25	2024 Dodge Ram 2500 3C6UR5KL8RG212740 Silver	1	$ 56,000	$ 57,000

I, Camille A. Moore Garfield County Auditor, hereby certify that the foregoing statement is the true and correct amount due to Garfield County.

Signed: _____
Deputy County Clerk

HOLBROOK SERVICE

Utah Office
1580 S. Pioneer Rd.
SLC, Utah 84127
801-359-3769

Denver Office
9751 W. 44th Ave
Wheatridge, CO 80033
800-786-7858

C. Springs Office
4825 Lorna Pl.
C. Springs, CO 80915
800-786-7858

HEATING • AIR CONDITIONING • REFRIGERATION • VENTILATION • CONTROLS

8/19/2025

Garfield County School District
145 E Center St
Panguitch, Utah 84759

Attn: Garfield County School District

RE: Cleaver Brooks Boiler Installation

Holbrook Service is thankful for the opportunity to provide you with this proposal. Having served the mechanical industry successfully for over 60 years, Holbrook has gained knowledge, experience, and foresight to provide our clients with unparalleled service and solutions for construction, maintenance, and everything in-between.

Proposal Description:

Lump Sum price to remove and replace the existing boilers and install the new Cleaver Brooks boilers purchased by the school. This includes demolition of the existing boilers and prepping for install. Installing the new Cleaver Brooks Clearfire boilers connecting into the existing system. Start up done by others

Total Proposal Price……..$158,000.00

Proposal Schedule:

TBD

General Clarifications:

- Holbrook Service is not responsible for existing conditions outside the SOW, nor bringing these conditions up to code.
- Daily clean-up of our own “identifiable” debris to dumpsters or job trailer furnished by Holbrook Service.
- Proposal is based upon a mutually acceptable contract and schedule.
- Financing options available through Siemens
- The pricing is valid for 30-days.

Miscellaneous Terms and Conditions:

Once you accept the terms of this proposal by signing below, the terms of this proposal are binding. This proposal shall be governed in all respects by the laws of the State of Utah without regard to principles of conflicts of laws. If either party initiates any action or proceeding to enforce any provision of this proposal, the losing party shall pay to the prevailing party all costs and expenses, including without limitation, reasonable attorney fees, expert witness fees, and court costs, incurred in such action or proceeding and in any appeal. Each party hereby waives trial by jury in any action or proceeding arising out of or in any way related to this proposal. This proposal constitutes the full and entire understanding and agreement between the parties about the subject matter hereof and supersedes all prior agreements. If any provision of this proposal is found to be illegal or unenforceable, the other provisions shall remain effective and enforceable to the greatest extent permitted by law and shall be reformed by a court to be enforceable to the extent compatible with the applicable law. Neither this proposal nor any term hereof may be amended, waived, discharged, or terminated other than by a written instrument signed by the party against whom enforcement of any such amendment, waiver, discharge, or termination is sought. The parties agree that all information and matters regarding pricing represent the confidential information of Holbrook Service. You agree to maintain the confidentiality of such pricing information and shall not divulge such information to any third party, except as required by applicable law. The Parties may sign this proposal in any number of counterparts, each of which when signed and delivered will be deemed an original, and all of which together will constitute one and the same instrument. The parties may sign and deliver this proposal by facsimile or other electronic means, such as e-mail. A duly authorized representative of each Party will sign this proposal, and each signature constitutes conclusive proof of that person's authority to bind the Party represented by that person.

Thanks again for the opportunity to provide this proposal for your consideration. Please feel free to contact me with any questions or concerns on my direct line (801) 499-0837 or via email at dpatterson@holbrookservice.com

Sincerely,

Dylan Patterson
Account Manager

holbrookservice.com

Acceptance: _____ Date: _____
Title: _____

Solution Partner
Building Technologies
SIEMENS

PROUDLY SERVING OVER 60 YEARS
QUALITY SERVICE

Proposal

Holbrook Servco L.P.
1580 S Pioneer Rd
Salt Lake City, UT 84104
(801) 486-4300

Date:	**08/07/2025**
Quote No:	**8148**
Exp Date:	**09/07/2025**
Sales Rep:	**Stewart, Tanner**
Mobile:	
Phone:	
Email:	**AP@garfk12.org**

Bill To Address	Site Address
Garfield County School District 145 E Center St PO Box 398 Panguitch, UT 84759	**Garfield County School District** 145 E Center St PO Box 398 Panguitch, UT 84759

Mechanical Subcontractor

Servco is pleased to provide a quote for the install of two new Cleaver Brooks CFC-E boilers.
The scope of work will go as follows:

- Demolition of the existing boilers, removing structures and prepping the space to allow us to insert the new boilers into the building.
- Installation of the new boilers provided by the school district. This will include making sure the boilers have required egress and recommended service clearance. We will then tie the boilers into the existing system.
- It is up to the school to tie the electrical in. Once the boilers are ready to be commissioned, Servco will provide start up as part of a separate job previously approved.

Any additional work will need to be quoted separately.
This quote includes the following:
Standard Inclusions
1. Project Coordination
2. Safety Monitoring
3. System Commissioning

Job specific inclusions
1. Install piping to allow connection to new boilers
2. Install ship loose components of New Boilers
3. Insulate exposed steam/condensate piping

We have excluded the following.
1. Temperature controls complete
2. HVAC complete
3. Asbestos abatement
4. Electrical wiring, starters, & disconnects
5. Importing or exporting of fill material
6. Bond premium
7. Permits and connection fees
8. Roof patching
9. Site utilities
10. Fire protection
11. Test and Balance
12. Concrete housekeeping pads
13. Dumpster fees

SubTotal	**$150,000.00**
Tax (0.0000 %)	**$0.00**
Total	**$150,000.00**

Proposal

Holbrook Servco L.P.
1580 S Pioneer Rd
Salt Lake City, UT 84104
(801) 486-4300

Date:	**08/07/2025**
Quote No:	**8148**
Exp Date:	**09/07/2025**
Sales Rep:	**Stewart, Tanner**
Mobile:	
Phone:	
Email:	**AP@garfk12.org**

Bill To Address

Garfield County School District
145 E Center St
PO Box 398
Panguitch, UT 84759

Site Address

Garfield County School District
145 E Center St
PO Box 398
Panguitch, UT 84759

MECHANICAL SUBCONTRACTOR

Description	Qty	Price ($)	Amount ($)
Lump Sum price to remove and replace the existing boilers and install the new Cleaver Brooks boilers purchased by the school. This includes demolition of the existing boilers and prepping for install. Installing the new Cleaver Brooks Clearfire boilers connecting into the existing system. Start up done by others.	1.00	150000.00	150000.00

Sub Total	**$150,000.00**
Tax (0.0000 %)	$0.00
Total	**$150,000.00**

Message

Please confirm your acceptance of this Quote with your signature.

Signature : Name: Date :

Purchase order number for approved work: _____ Unless otherwise indicated within the written quote provided, this quotation is only valid for thirty (30) days. Freight is NOT included in the price of your parts/materials. Unless it is included as a freight line item in the quote, freight will be added to the final invoice. TERMS AND CONDITIONS The following sets forth the sale and payment terms and conditions of Holbrook Servco, LP. (Collectively, the “Company” or “we”). It constitutes the general agreement between the Company and you, its customer, under which products, services, and parts are sold, credit is extended, and payments are expected. This policy supersedes all previous sales and credit, payment terms and conditions, and finance policies issued by the Company and shall remain in effect until further notice. The Company reserves the right to change this policy and agreement at any time. STANDARD WORKMANSHIP WARRANTY Holbrook Servco, LP warrants that the workmanship and installation performed by Holbrook Servco (Collectively, “workmanship”) shall conform in all respects to the specifications and quality contained in such proposal and such other specifications as may be otherwise expressly agreed to in writing by Holbrook Servco (“Warranty”). Holbrook Servco, at its option and in its sole and absolute discretion, may also grant additional or extended warranties with respect to the Workmanship or any aspect thereof (collectively, “Extended Warranty”), which if granted, shall be incorporated into, and made part of the Warranty. In the event of a conflict between the Warranty and any Extended Warranty, the terms of the Extended Warranty shall control. Warranty is valid for thirty (30) days after completion of the work performed. IN-WARRANTY MATERIALS Holbrook Servco will rely solely on the warranty provided by the manufacturer for all parts and materials. The sole and exclusive remedy for breach of warranty shall be as provided in the manufacturer’s standard warranty unless otherwise specifically expressed in writing. You will be invoiced in a regular manner for all materials and parts even though it may be an in-warranty transaction. Credit will be issued promptly upon receipt of proof of return, and, if the return is within the prescribed time limit and has been properly authorized. Please note that withholding payment of any invoice in anticipation of an in-warranty credit is not permissible under our terms of sale. INVOICING AND PAYMENT TERMS PAYMENT TERMS Upon approval of credit, all orders from you for products, parts, or services will be invoiced upon completion of services rendered or delivery of parts. Standard Payment Terms are NET 30 days (upon approval of credit) on all invoices unless other arrangements are negotiated and agreed upon. These terms are stated on your invoice. When opening a new account with an order, we may require payment with the initial order so as not to delay shipments while credit references and financial information are being reviewed. We reserve the right to suspend or terminate any further performance under this agreement or otherwise in the event payment is not made when due. INVOICING TERMS (SCHEDULE OF VALUES) Standard billing terms (schedule of values) apply to amounts up to $24,999.00. For these amounts, 100% of the invoice amount will be sent upon completion or shipment and the standard NET 30 Terms will apply. For amounts between $25,000.00 - $100,000.00 (USD), we will require the following progress payments in lieu of the standard payment terms (schedule of values): • 50% Due with Purchase Order - Due Upon Receipt • 50% Due upon Completion - NET 30 For amounts that Exceed $100,000.00 (USD), we will require the following progress payments in lieu of the standard payment terms (schedule of values): • 25% Due with Purchase Order - Due Upon Receipt • 30% Due upon Equipment Delivery (to jobsite or to yard to stage for work, with inspection) - NET 30 • 20% Due upon Commencement of work onsite – NET 30 • 20% Due upon Substantial Completion – NET 30 • 5% Due upon Final Acceptance (completion of punch list items) – NET 30 If Retainage is required as part of the agreement, this will be added as a deduct on each invoice and then a final retainage billing will be sent upon final completion. For Equipment Only Purchases with amounts that Exceed $100,000.00 (USD), we will require the following progress payments in lieu of the standard payment terms (schedule of values): • 30% Due upon Submittal Release to Production – NET 30 • 50% Due upon Equipment Shipment - NET 30 • 20% Due upon Delivery & Site Inspection (to jobsite or to yard to stage for work) – NET 30. Tariff Adjustments: If any new tariffs, duties, or similar government-imposed charges or increases to existing tariffs, existing duties or similar existing government-imposed charges, affect the products or services outlined in this proposal prior to equipment shipment or the completion of the services, those costs will be added as a surcharge.

TOM'S MECHANICAL INC

PROPOSAL

PLUMBING & HEATING

UT LIC. #308522-5501
NV LIC # 0052328 C-1 **BID LIMIT $6,700,000**
AZ LIC # ROC187563

4241 S. River Rd, Ste. B
St. George, Utah 84790
PH: (435)673-3300 FAX: (435)673-9439

JULY 5, 2025

BRYCE VALLEY HIGH SCHOOL BOILERS REPLACEMENT

TROPIC, UTAH

We hereby submit specifications and estimates for:

COMPLETE MECHANICAL PROPOSAL AS PER SITE VISIT:

INCLUDES:

- **DEMO OF BOILERS & BOILER FLUES**
- **INSTALL (2) NEW CLEVER BROOKS BOILERS (PROVIDED BY OWNER)**
- **DOMESTIC STEEL PIPING, VALVES & VIC FITTINGS FOR NEW BOILERS**
- **FIBERGLASS INSULATION ON BOILER PIPING**
- **PUMP DOWN, DISCONNECT & RECONNECT (2) EXISTING CONDENSERS**
- **7' X 10' BROWN LOUVER W/ FLANGE**
- **STAINLESS STEEL BOILER FLUES (THIS PRICING IS SUBJECT TO CHANGE AS WE NEED TO FIELD MEASURE AS WELL AS NEED NEW BOILER SUBMITTAL TO VERIFY SIZING)**
- **CRANE FOR REMOVAL OF EXISTING BOILERS & INSTALL OF NEW ONES**
- **SAW CUTTING OF EXISTING WALL LOUVER TO ENLARGE LOUVER SIZE TO REMOVE BOILERS**
- **SEISMIC BRACING, CORE DRILL & FIRE STOPPING FOR EQUIPMENT & PIPING**
- **TRAVEL & LODGING COST**

EXCLUDES:

- **ELECTRICAL WIRING**
- **CONTROLS**
- **COMBUSTION AIR PIPING FOR BOILERS IS PROVIDED THROUGH LOUVER IN THE WALL**
- **CONCRETE HOUSEKEEPING PADS FOR EQUIPMENT**
- **WATER TREATMENT**
- **ROOF MEMBRANE REPAIR**
- **PVC JACKETING OF INSULATED PIPING**
- **FEES & PERMITS**

***WE PROPOSE** hereby to furnish material and labor - complete in accordance with above specifications, for the sum of:*

ONE HUNDRED SIXTY-TWO THOUSAND ***dollars $162,000.00.***

PAYMENT TO BE MADE AS FOLLOWS: MONTHLY PROGRESS BILLINGS

All material is guaranteed to be as specified. All work to be completed in a workmanlike manner according to standard practices. Any alteration or deviation from above specifications will be executed only upon written orders, and will become an extra charge over and above the estimate. All agreements contingent upon strikes, accidents or delays beyond our control. Owner to carry fire, tornado and other necessary insurance. Our workers are fully covered by Workmen's Compensation Insurance.

Authorized Signature: Connor Shakespeare ***Date:*** 07/05/2025

Note: This proposal may be withdrawn by us if not accepted within 30 days.

Acceptance of Proposal--- The above prices, specifications and conditions are satisfactory and are hereby accepted. You are authorized to do the work as specified. Payment will be made as outlined above.

Authorized Signature: _____

Date of Acceptance: _____

Garfield School District

Garfield County School District Work Meeting
Garfield County Courthouse, 55 S Main St., Panguitch, UT 84759
Thursday, August 21, 2025

I. Work Meeting

I.A. Welcome

The meeting was called to order at 3:00 PM. Board members present included April Lefevre, Myron Cottam, Jared Brems, Ralph Perkins, and Curtis Barney. Superintendent John Dodds and Business Administrator Lane Mecham were also present.

II. Discussion Items

II.A. Board Goals

II.B. Model Policies

Superintendent provided a summary of the model policy changes this year.

II.C. Admin Letter 0010

The superintendent led a discussion regarding the administrative letter being drafted regarding advertising outside activities.

II.D. Bryce Valley High School RBT

III. Board Training

The superintendent led a training session on the Trust Lands process and the board members' roles in it.

IV. Review Board Agenda

The board reviewed the upcoming agenda and discussed the upcoming tax rate changes among other items. Myron discussed the board schedule and whether the board had decided to change the Antimony visit to Escalante. There was some discussion about getting a second visit at Escalante each year. The board discussed and agreed that the Antimony meeting should probably be moved to Escalante.

V. Executive Session

V.A. GCSD Rules for CLOSED MEETINGS

V.B. Discussion of the character, professional competence, or physical or mental health of an individual.

V.C. Discussion regarding deployment of security personnel, devices, or systems

V.D. Strategy to discuss pending or reasonably imminent litigation

V.E. Strategy sessions to discuss collective bargaining

V.F. Strategy to discuss the purchase, exchange or lease of real estate

V.G. Investigative proceedings regarding allegations of criminal conduct

Barney Curtis; Brems Jared; Cottam Myron ; LeFevre April; Perkins Ralph

Garfield County School District Work Meeting

Thursday, July 17, 2025 10:00 AM
Bryce Canyon Lodge, The Lodge at Bryce Cyn, Bryce Canyon City, UT 84764

I. **Work Meeting**

I.A. Welcome
Discussion: The meeting was called to order at 10:20 AM. All Board members were present including Myron Cottam, Ralph Perkins, April Lefevre, Jared Brems, and Curtis Barney. Superintendent John Dodds and Business Administrator Lane Mecham were also present.

II. **Discussion Items**

II.A. School Climate Survey Results
Discussion: The superintendent led the group in discussion about the school climate survey. They discussed elements of the survey and some of the trends.

II.B. School Calendars and Bell Schedules
Discussion: The superintendent led a discussion about the schedule and the resiliency of schools to have school even when storms come through.

II.C. Online School

Discussion: Superintendent discussed the status of the hiring for the online school principal. He also discussed the role that position would have in multiple programs and responsibilities. The superintendent laid out three options: a full time principal, a half-time teacher and half-time administrator, and the third option is to have an administrator that is also tasked with running the Volunteer for Good program.

II.D. Sports Schedules Change Policy
Discussion: Superintendent discussed some of the issues that led to this process/procedure. The new process would be to send the Superintendent any changes in the schedule which he will then forward to the Board once he's reviewed the changes.

II.E. New Policies
Discussion: The board discussed various concerns they felt might need policy in order to tighten controls for those items.

II.F. After-School Program
Discussion: Superintendent introduced the request to fund the 4H after school program temporarily while federal funding was frozen. Questions arose about what would happen if funding was not restored in the near term, superintendent answered that those funds would not be recouped. The board discussed being able to provide these services on our own, potentially at less cost.

Discussion was had about our ability to provide these services on our own.

III. **Board Training**

III.A. 2025-2026 Strategic Plan

Discussion: The Superintendent presented his plan for the upcoming year and discussed the various components of the upcoming school year plan.

III.B. Master Board Award

Discussion: The Board took a moment to review the MBA progress.

III.C. Volunteer For Good

III.D. Ethics Pledge

Discussion: The board signed the ethics pledge.

IV. **Review Board Agenda**

Discussion: The Board reviewed agenda items for the upcoming board meeting.

V. **Executive Session**

Action(s):

To go into executive session for item B. This motion, made by Myron Cottam and seconded by Jared Brems, Carried.

Voting Detail:

Curtis Barney:	Yea
Jared Brems:	Yea
Myron Cottam:	Yea
April LeFevre:	Yea
Ralph Perkins:	Yea

Voting Summary: Yea: 5, Nay: 0

To leave executive session. This motion, made by Myron Cottam and seconded by April LeFevre, Carried.

Voting Detail:

Curtis Barney:	Yea
Jared Brems:	Yea
Myron Cottam:	Yea
April LeFevre:	Yea
Ralph Perkins:	Yea

Voting Summary: Yea: 5, Nay: 0

V.A. GCSD Rules for CLOSED MEETINGS

V.B. Discussion of the character, professional competence, or physical or mental health of an individual.

V.C. Discussion regarding deployment of security personnel, devices, or systems

V.D. Strategy to discuss pending or reasonably imminent litigation

V.E. Strategy sessions to discuss collective bargaining

V.F. Strategy to discuss the purchase, exchange or lease of real estate

V.G. Investigative proceedings regarding allegations of criminal conduct

_____
Board Secretary

Summary of Duration

Continuous Summary

Sample Siz	Median	Average	Confidence	Standard D	Min	Max	Sum
106 of 106	623.5	13,193.72	-3,327.71 t	85,786.33	22.0	678,003.0	1398534

Percentile table

0th (Minim	1st	5th	10th	25th (Lowe	50th (Medi	75th (Uppe	90th	95th
22	27.1	41.5	115.5	456.8	623.5	1,014.8	4,201.5	6,457.8

	Count of D		Percentage of Duration
0	101	0	95.3%
10000	3	10000	2.8%
20000	0	20000	0.0%
30000	0	30000	0.0%
40000	0	40000	0.0%
50000	0	50000	0.0%
60000	0	60000	0.0%
70000	0	70000	0.0%
80000	0	80000	0.0%
90000	0	90000	0.0%
100000	0	100000	0.0%
110000	0	110000	0.0%
120000	0	120000	0.0%
130000	0	130000	0.0%
140000	0	140000	0.0%
150000	0	150000	0.0%
160000	0	160000	0.0%
170000	0	170000	0.0%
180000	0	180000	0.0%
190000	0	190000	0.0%
200000	0	200000	0.0%
210000	0	210000	0.0%
220000	0	220000	0.0%
230000	0	230000	0.0%
240000	0	240000	0.0%
250000	0	250000	0.0%
260000	0	260000	0.0%
270000	0	270000	0.0%
280000	0	280000	0.0%
290000	0	290000	0.0%
300000	0	300000	0.0%
310000	0	310000	0.0%

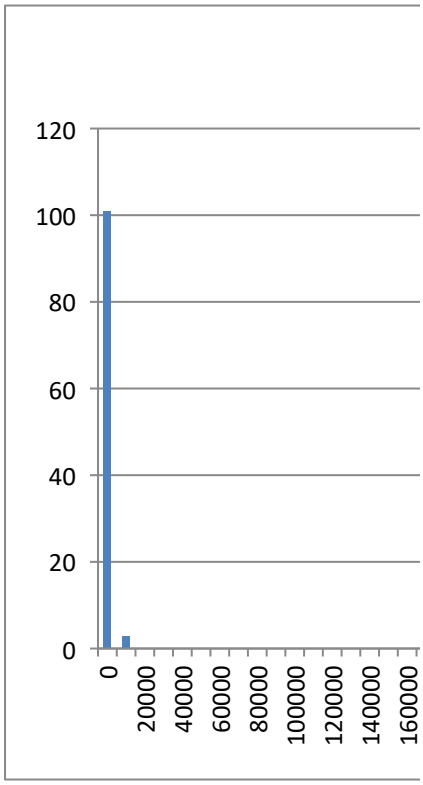

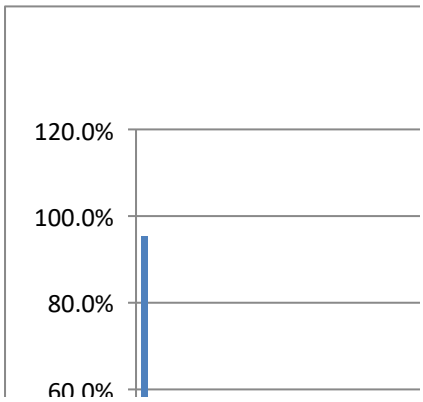

320000	0	320000	0.0%
330000	0	330000	0.0%
340000	0	340000	0.0%
350000	0	350000	0.0%
360000	0	360000	0.0%
370000	0	370000	0.0%
380000	0	380000	0.0%
390000	0	390000	0.0%
400000	0	400000	0.0%
410000	0	410000	0.0%
420000	0	420000	0.0%
430000	0	430000	0.0%
440000	0	440000	0.0%
450000	0	450000	0.0%
460000	0	460000	0.0%
470000	0	470000	0.0%
480000	0	480000	0.0%
490000	0	490000	0.0%
500000	0	500000	0.0%
510000	0	510000	0.0%
520000	0	520000	0.0%
530000	0	530000	0.0%
540000	0	540000	0.0%
550000	0	550000	0.0%
560000	0	560000	0.0%
570000	1	570000	0.9%
580000	0	580000	0.0%
590000	0	590000	0.0%
600000	0	600000	0.0%
610000	0	610000	0.0%
620000	0	620000	0.0%
630000	0	630000	0.0%
640000	0	640000	0.0%
650000	0	650000	0.0%
660000	0	660000	0.0%
670000	1	670000	0.9%

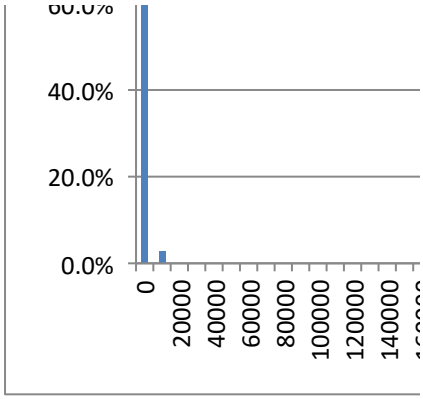

99th	100th (Maximum)
547,080.0	678,003

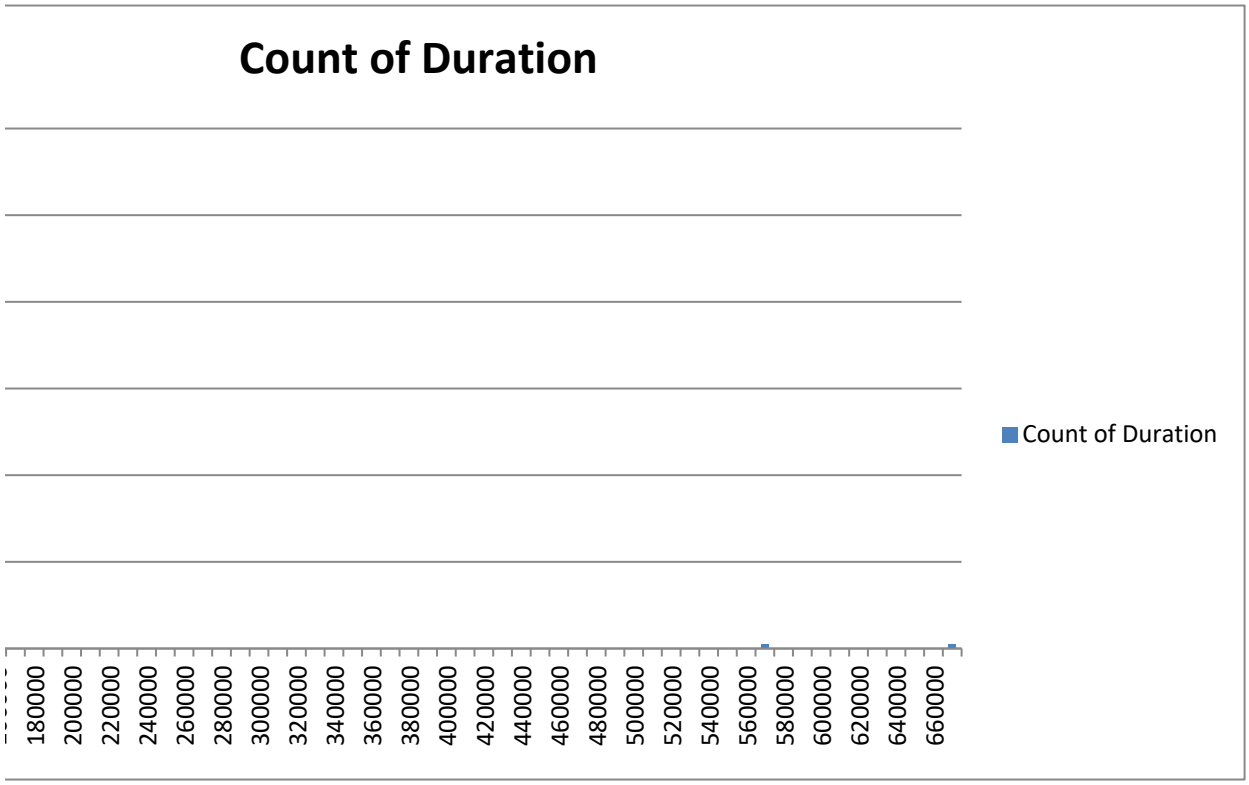



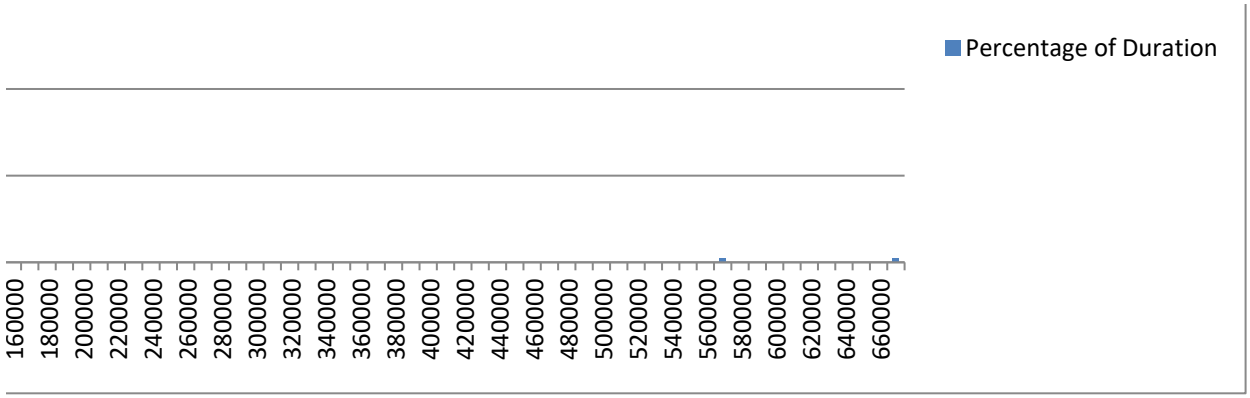
Percentage of Duration
160000
180000
200000
220000
240000
260000
280000
300000
320000
340000
360000
380000
400000
420000
440000
460000
480000
500000
520000
540000
560000
580000
600000
620000
640000
660000

Summary of Finished

Categorical Summary

Sample Siz	Number of Distinct Categories
106 of 106	2

Finished	Count	Percent of	Confidence Interval (Percent of Data)
False	24	22.6%	15.7% to 31.5%
True	82	77.4%	68.5% to 84.3%

Select a chart and choose "Clustered Column", "100% Stacked Column", or "Pie" chart in Powerpoint or
To create a correct "100% Stacked Column" chart, choose the chart then click "Switch Row/Column" (P

Count

	Finished
False	24
True	82

Percent

	Finished
False	22.6%
True	77.4%

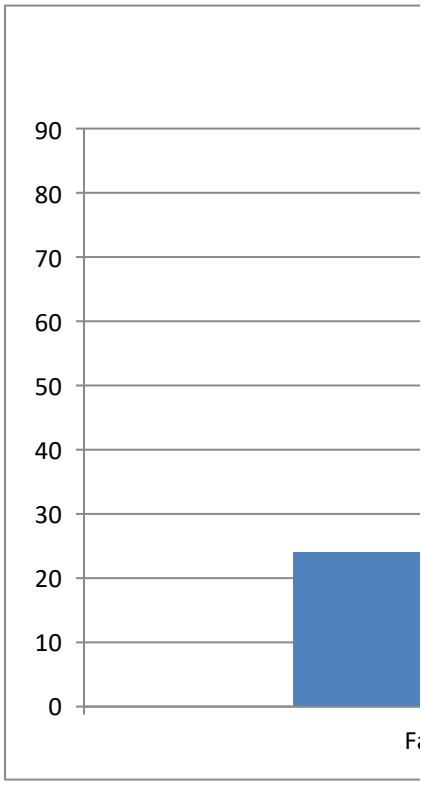



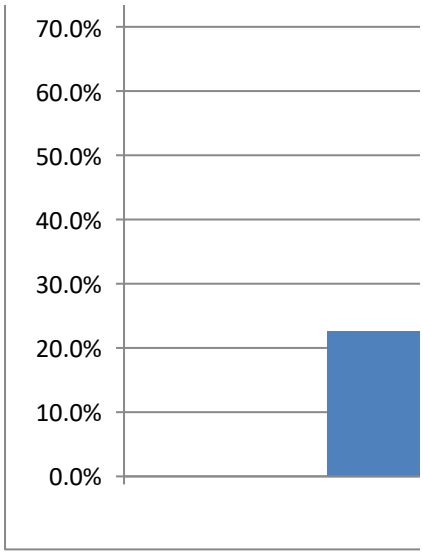
70.0%
60.0%
50.0%
40.0%
30.0%
20.0%
10.0%
0.0%

· Excel, to change the chart type.
C) or "Switch Plot" (Mac) in the chart tools

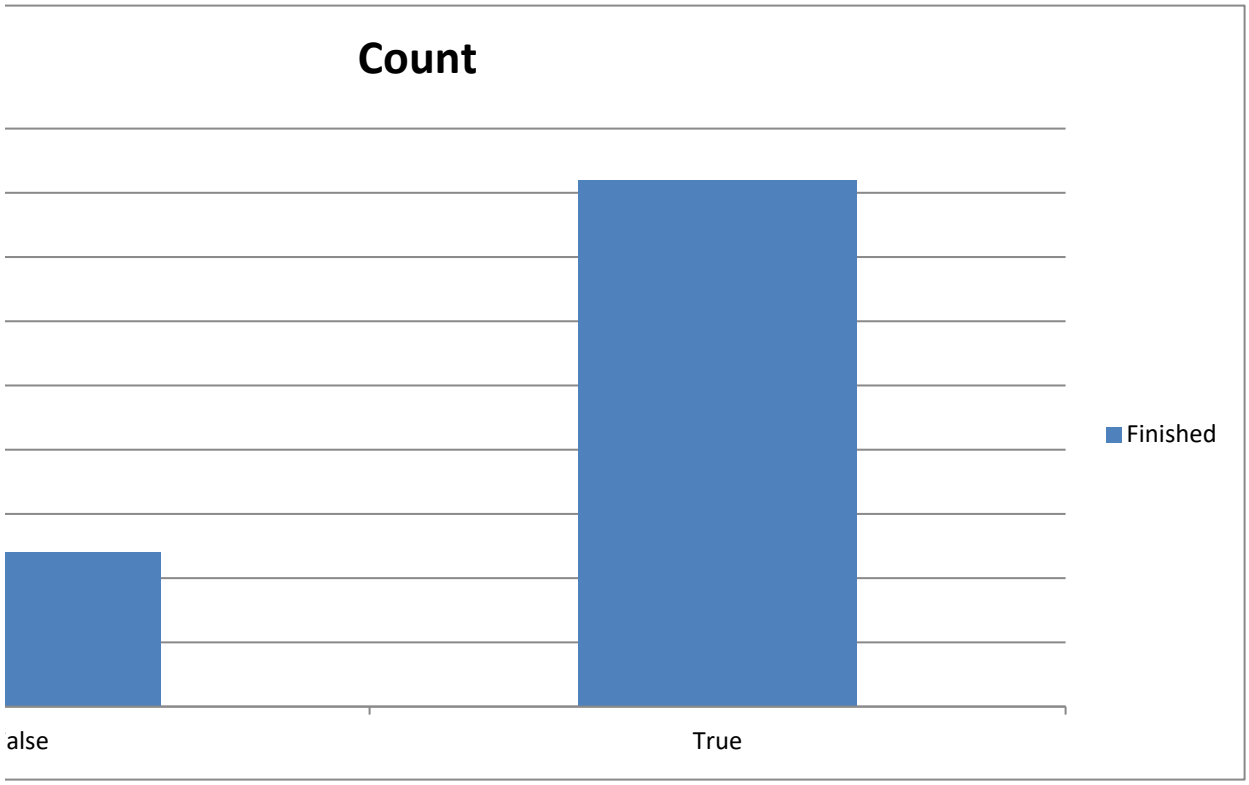



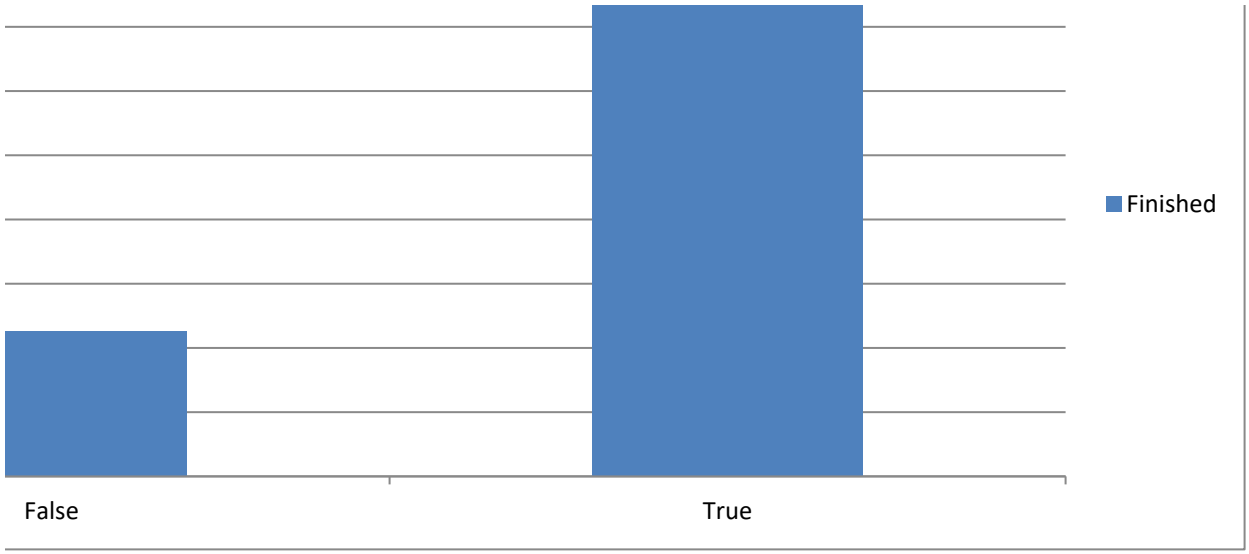
Finished
False
True

Summary of You are

Categorical Summary

Sample Size	Number of Distinct Categories
106 of 106	5

You are	Count	Percent of	Confidence Interval (Percent of Da
<span style="font-famil	3	2.8%	1.0% to 8.0%
<span style="font-famil	6	5.7%	2.6% to 11.8%
<span style="font-famil	25	23.6%	16.5% to 32.5%
<span style="font-famil	31	29.2%	21.4% to 38.5%
<	41	38.7%	30.0% to 48.2%

Select a chart and choose "Clustered Column", "100% Stacked Column", or "Pie" chart in Powerpoint or Excel, to
To create a correct "100% Stacked Column" chart, choose the chart then click "Switch Row/Column" (PC) or "Sw

Count		Percent	
	You are		You are
<span style="font-famil	3	<span style	2.8%
<span style="font-famil	6	<span style	5.7%
<span style="font-famil	25	<span style	23.6%
<span style="font-famil	31	<span style	29.2%
<	41	<span style	38.7%

ıta)

o change the chart type.
witch Plot" (Mac) in the chart tools

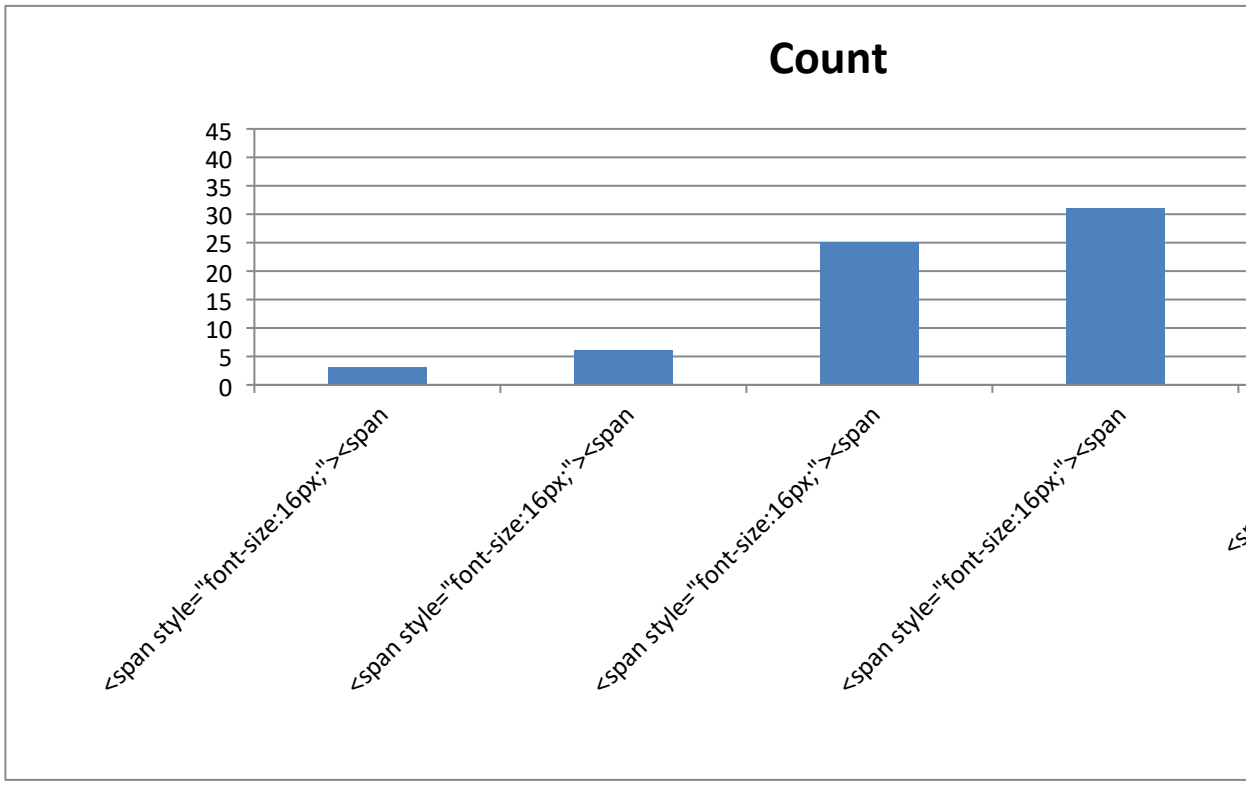

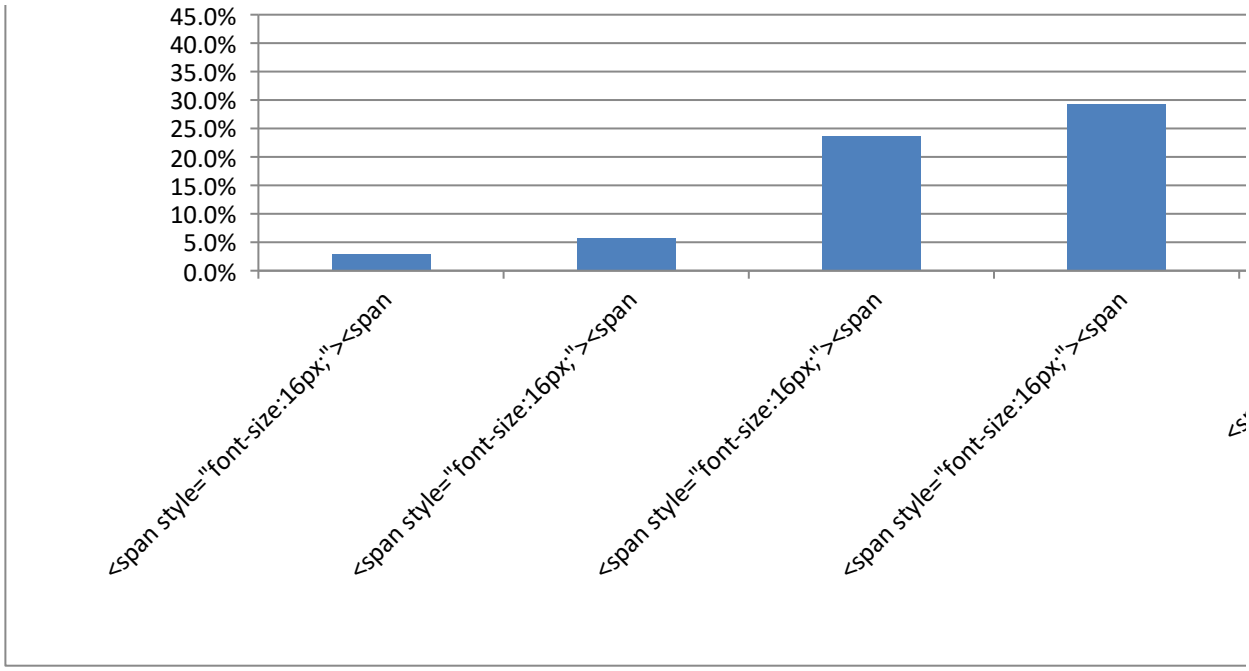
45.0%
40.0%
35.0%
30.0%
25.0%
20.0%
15.0%
10.0%
5.0%
0.0%
<span
<span
<span
<span

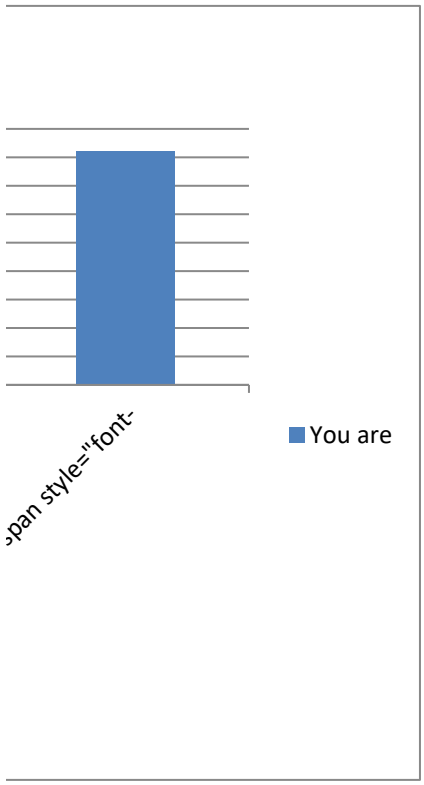
span style="font-
You are

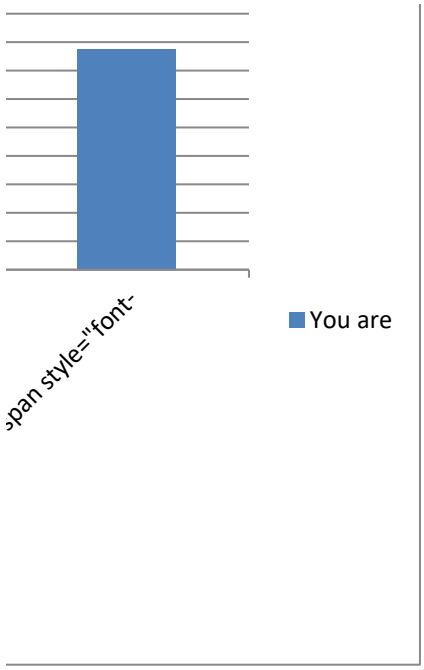
span style="font-
You are

Summary of Are you female or male?

Categorical Summary

Sample Siz	Number of Distinct Categories
104 of 104	3

Are you fer	Count	Percent of	Confidence Interval (Percent of Data)
Female	70	67.3%	57.8% to 75.6%
Male	32	30.8%	22.7% to 40.2%
Prefer not t	2	1.9%	0.5% to 6.7%

Select a chart and choose "Clustered Column", "100% Stacked Column", or "Pie" chart in Powerpoint or
To create a correct "100% Stacked Column" chart, choose the chart then click "Switch Row/Column" (P(

Count

	Are you fer
Female	70
Male	32
Prefer not t	2

Percent

	Are you female or male?
Female	67.3%
Male	30.8%
Prefer not t	1.9%

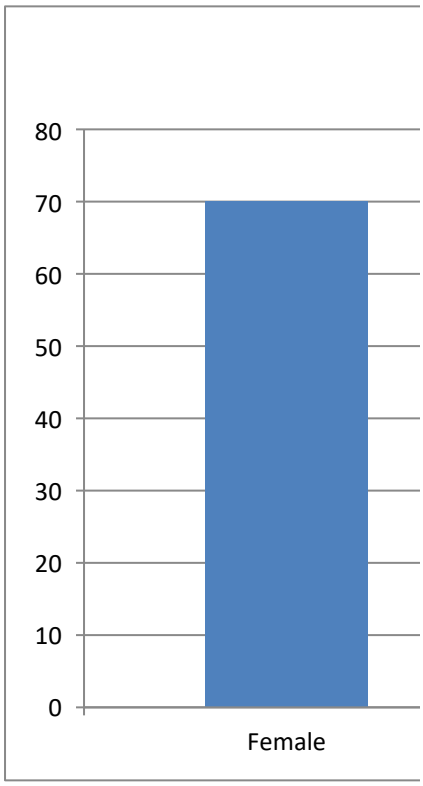

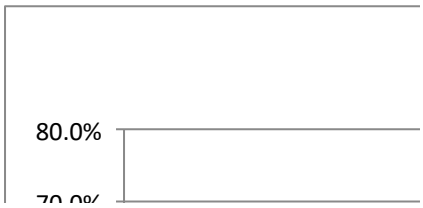

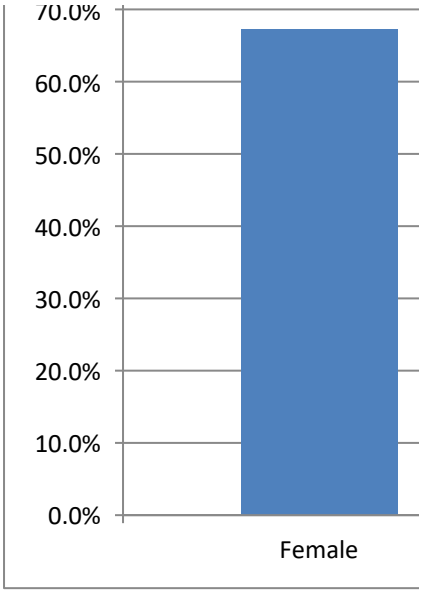
70.0%
60.0%
50.0%
40.0%
30.0%
20.0%
10.0%
0.0%
Female

· Excel, to change the chart type.
C) or "Switch Plot" (Mac) in the chart tools

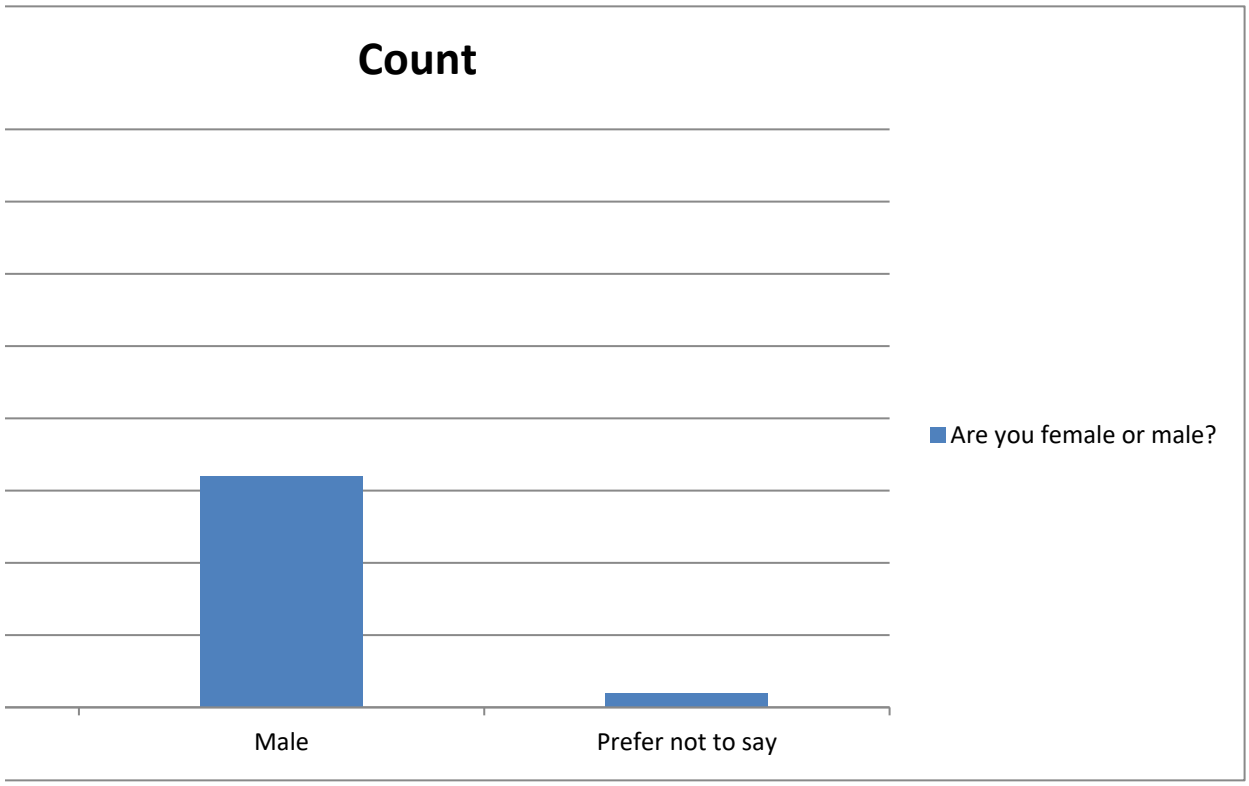



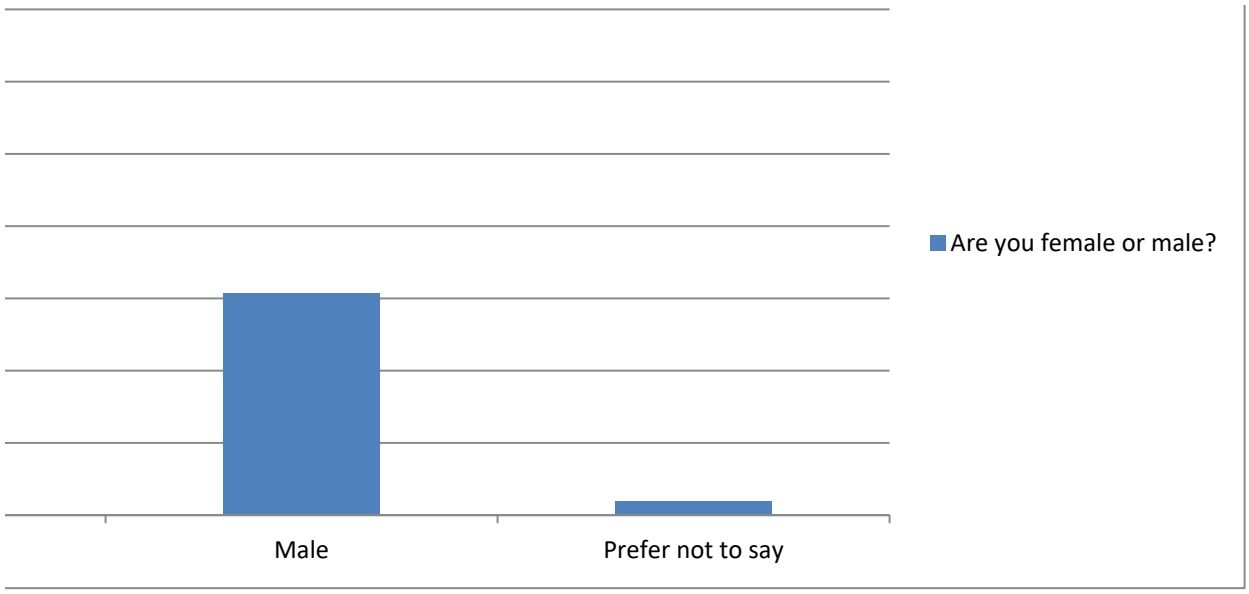
Are you female or male?
Male
Prefer not to say

Summary of What is your race or ethnicity?

Categorical Summary

Sample Siz	Number of Distinct Categories
104 of 104	4

What is yo	Count	Percent of	Confidence Interval (Percent of Data)
American I	1	1.0%	0.2% to 5.2%
White	98	94.2%	88.0% to 97.3%
Hispanic or	3	2.9%	1.0% to 8.1%
Multi-race	2	1.9%	0.5% to 6.7%

Select a chart and choose "Clustered Column", "100% Stacked Column", or "Pie" chart in Powerpoint or
To create a correct "100% Stacked Column" chart, choose the chart then click "Switch Row/Column" (P(

Count

	What is yo
American I	1
White	98
Hispanic or	3
Multi-race	2

Percent

	What is your race or ethnicity?
American I	1.0%
White	94.2%
Hispanic or	2.9%
Multi-race	1.9%



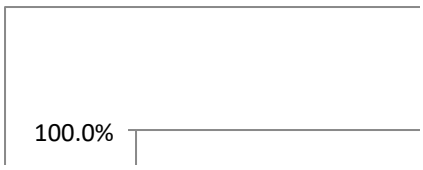

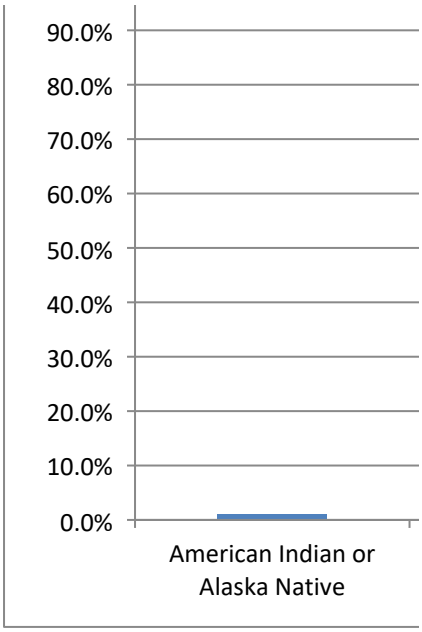
90.0%
80.0%
70.0%
60.0%
50.0%
40.0%
30.0%
20.0%
10.0%
0.0%
American Indian or Alaska Native

· Excel, to change the chart type.
C) or "Switch Plot" (Mac) in the chart tools

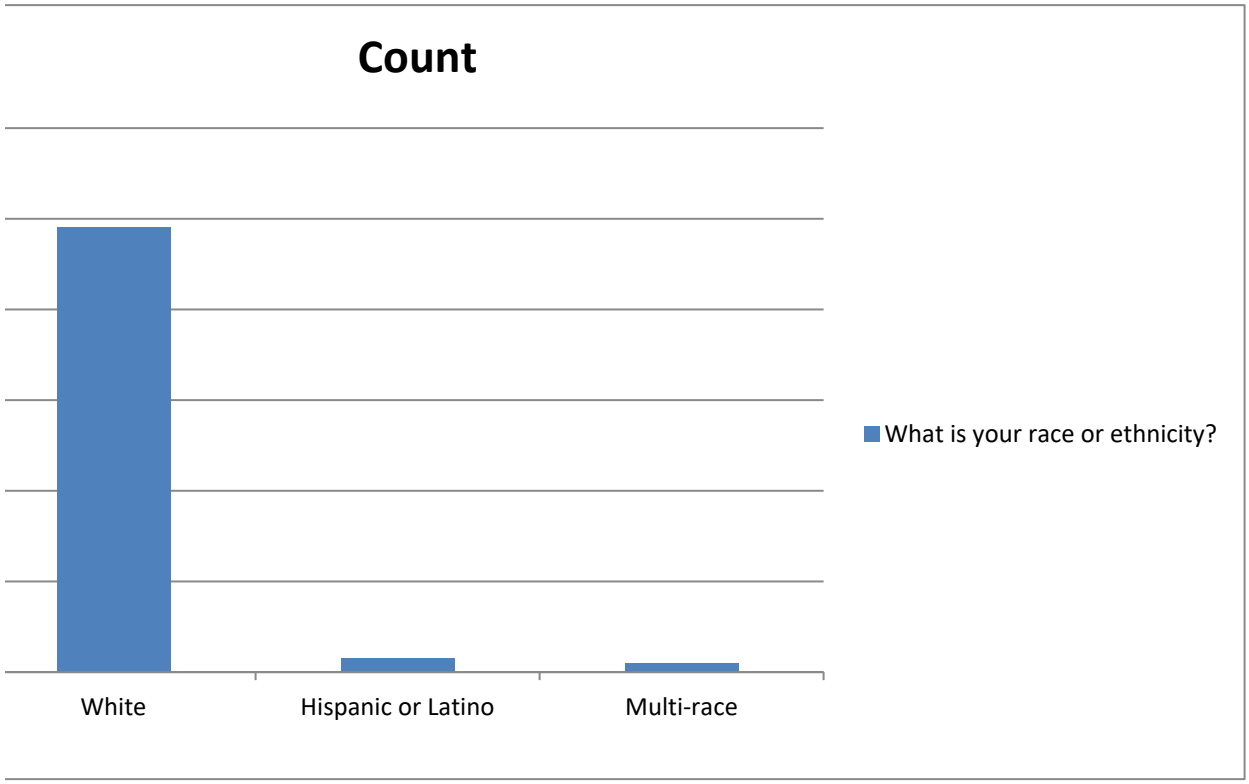

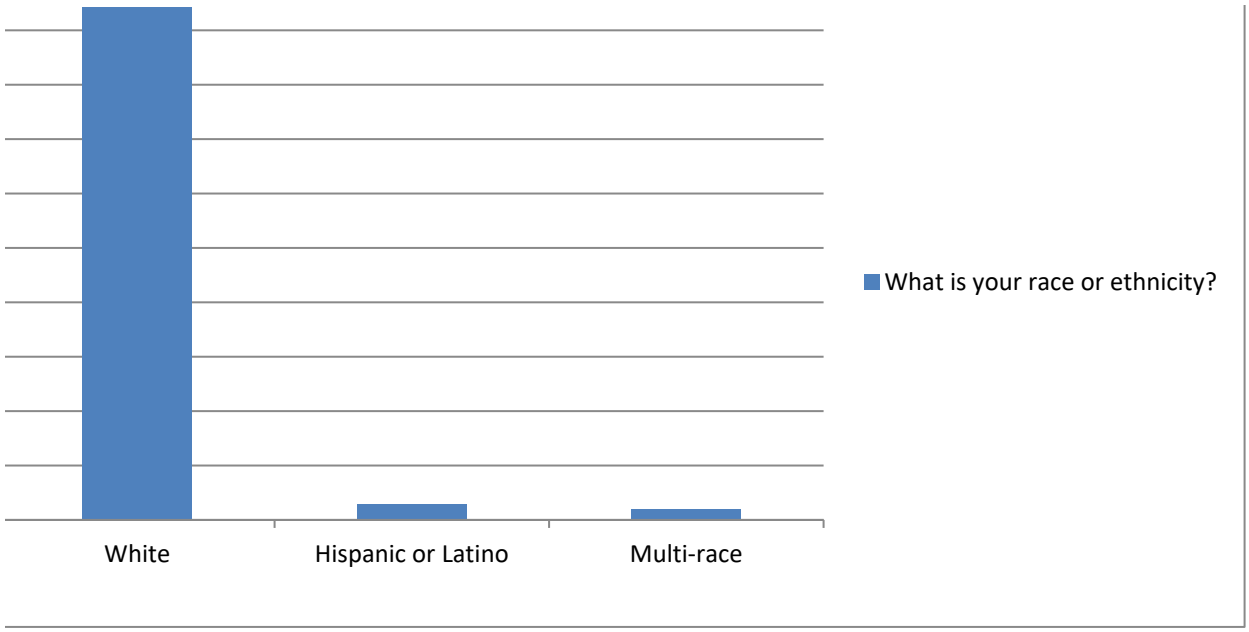
What is your race or ethnicity?
White
Hispanic or Latino
Multi-race

Summary of This school provides instructional materials (e.g. textbooks, handouts) that reflect students

Categorical Summary

Sample Size	Number of Distinct Categories
97 of 97	5

This school	Count	Percent of	Confidence Interval (Percent of Data)
Strongly ag	21	21.6%	14.6% to 30.8%
Agree	51	52.6%	42.7% to 62.2%
Disagree	6	6.2%	2.9% to 12.8%
Strongly di	4	4.1%	1.6% to 10.1%
I don't kno	15	15.5%	9.6% to 24.0%

Select a chart and choose "Clustered Column", "100% Stacked Column", or "Pie" chart in Powerpoint or
To create a correct "100% Stacked Column" chart, choose the chart then click "Switch Row/Column" (PC

Count

	This school
Strongly ag	21
Agree	51
Disagree	6
Strongly di	4
I don't kno	15

Percent

	This school provides instructional materials (e.g. textbook
Strongly ag	21.6%
Agree	52.6%
Disagree	6.2%
Strongly di	4.1%
I don't kno	15.5%

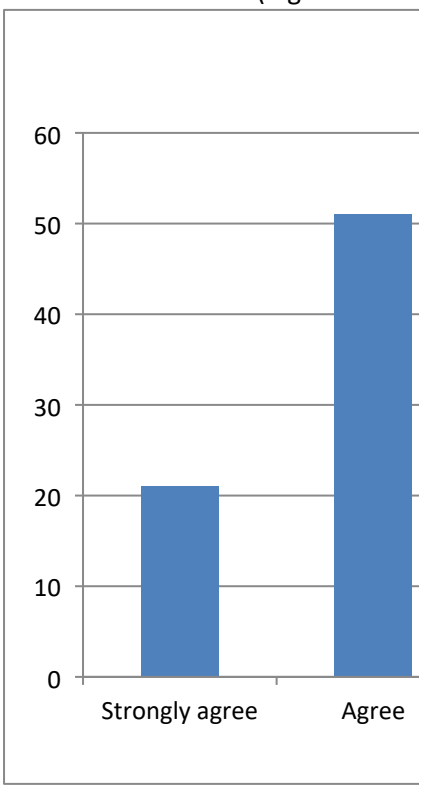

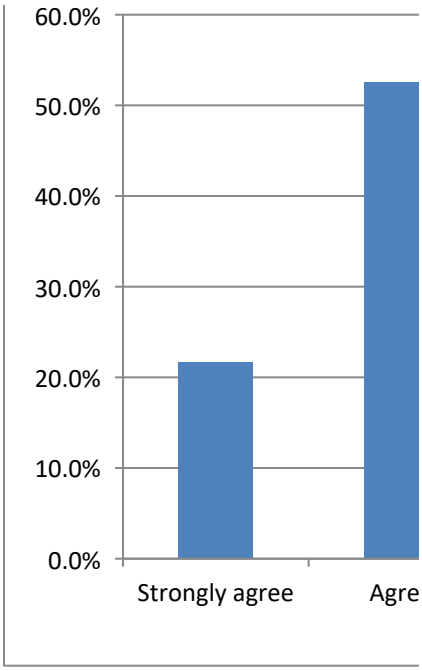
60.0%
50.0%
40.0%
30.0%
20.0%
10.0%
0.0%
Strongly agree
Agre

s' cultural backgrounds, ethnicities, and identities.

· Excel, to change the chart type.
C) or "Switch Plot" (Mac) in the chart tools

ks, handouts) that reflect students' cultural backgrounds, ethnicities, and identities.

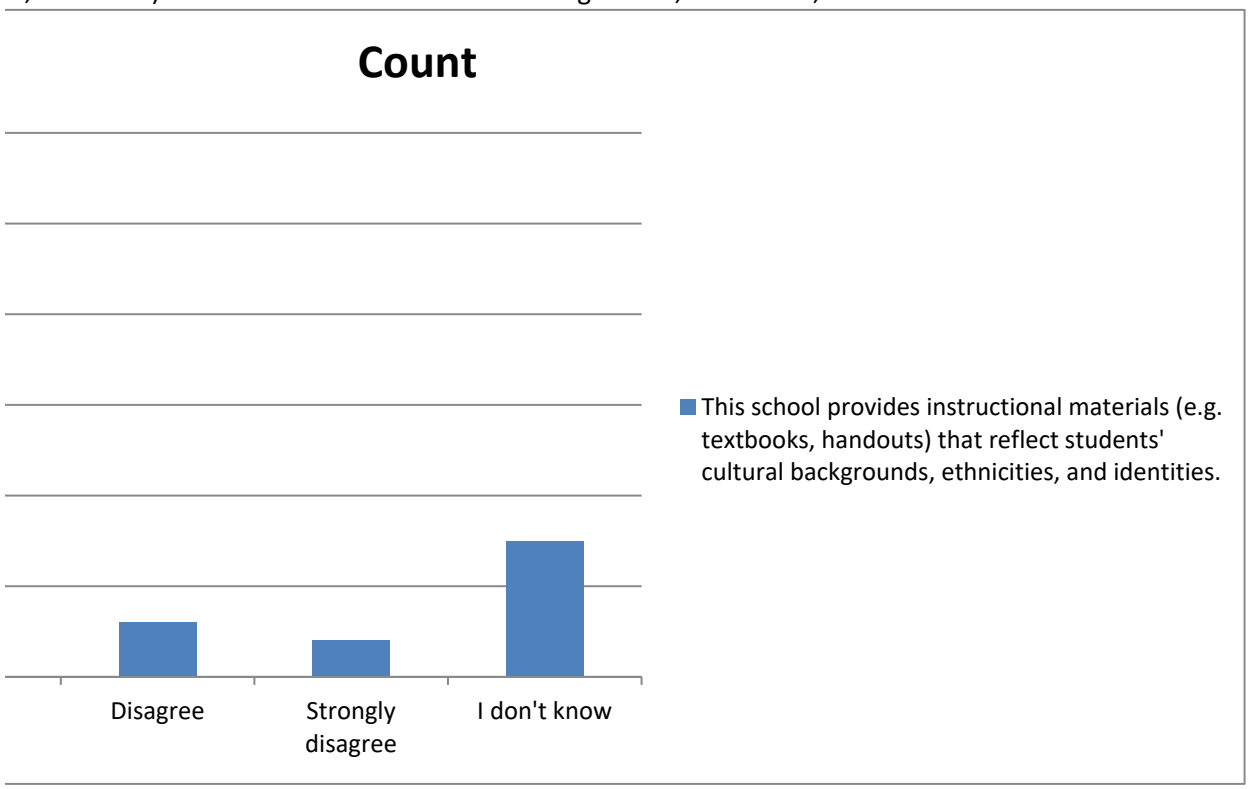

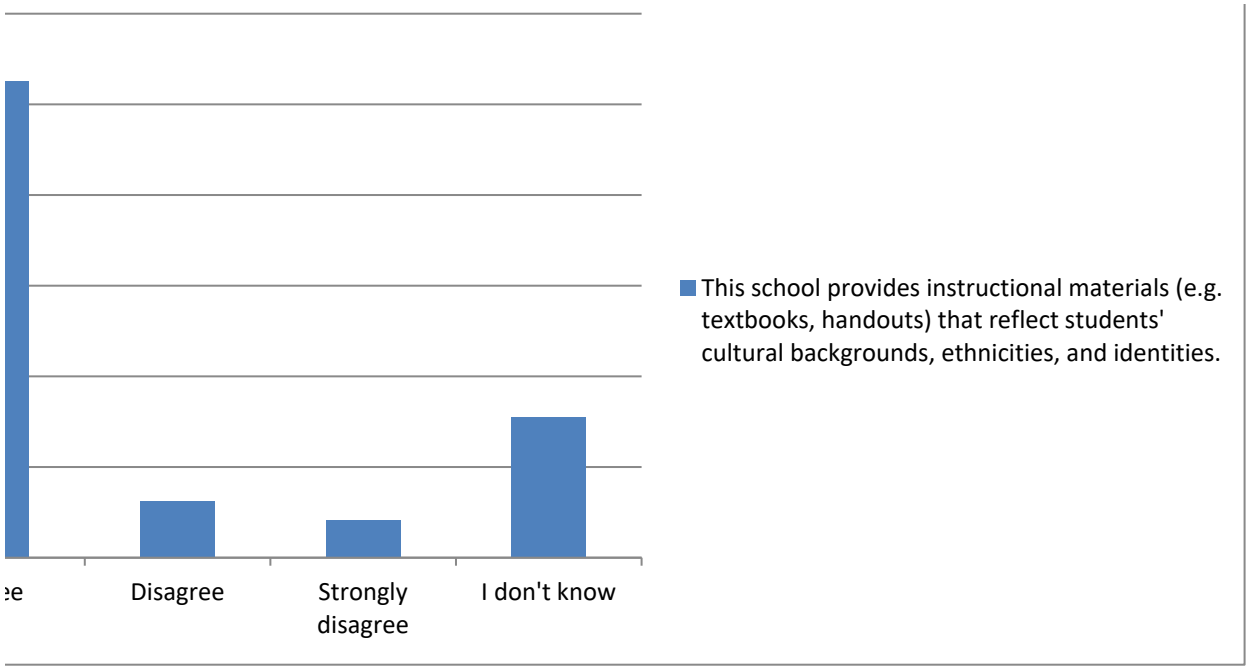
ee
Disagree
Strongly disagree
I don't know
This school provides instructional materials (e.g. textbooks, handouts) that reflect students' cultural backgrounds, ethnicities, and identities.

Summary of This school emphasizes showing respect for all students' cultural beliefs and practices.

Categorical Summary

Sample Size	Number of Distinct Categories
97 of 97	5

This school	Count	Percent of	Confidence Interval (Percent of Data)
Strongly ag	36	37.1%	28.2% to 47.0%
Agree	47	48.5%	38.8% to 58.3%
Disagree	9	9.3%	5.0% to 16.7%
Strongly di	3	3.1%	1.1% to 8.7%
I don't kno	2	2.1%	0.6% to 7.2%

Select a chart and choose "Clustered Column", "100% Stacked Column", or "Pie" chart in Powerpoint or
To create a correct "100% Stacked Column" chart, choose the chart then click "Switch Row/Column" (PC

Count

	This school
Strongly ag	36
Agree	47
Disagree	9
Strongly di	3
I don't kno	2

Percent

	This school emphasizes showing respect for all students' c
Strongly ag	37.1%
Agree	48.5%
Disagree	9.3%
Strongly di	3.1%
I don't kno	2.1%

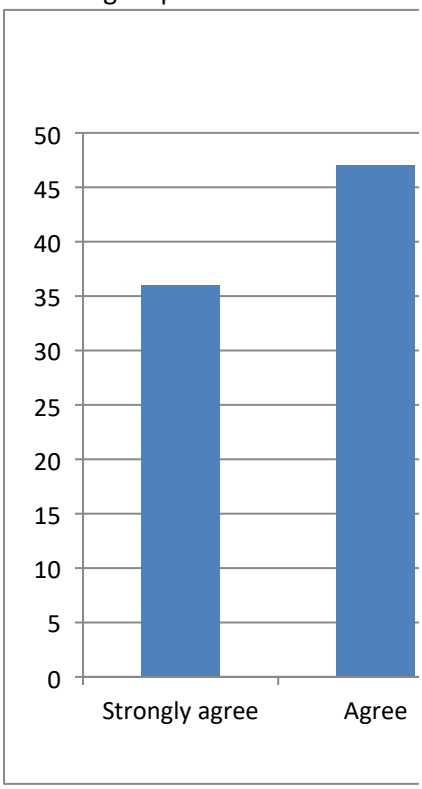

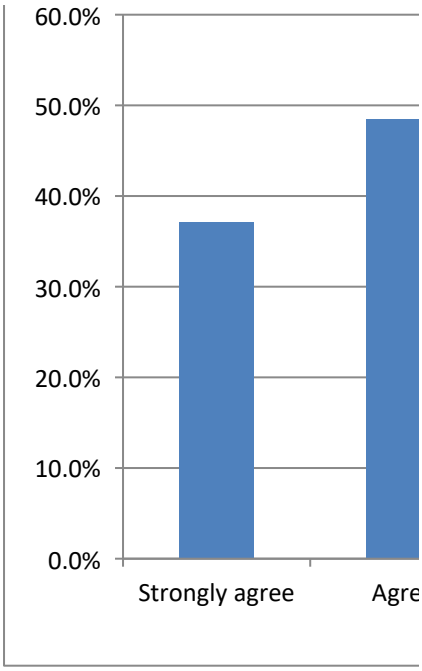
60.0%
50.0%
40.0%
30.0%
20.0%
10.0%
0.0%
Strongly agree
Agre

· Excel, to change the chart type.
C) or "Switch Plot" (Mac) in the chart tools

cultural beliefs and practices.

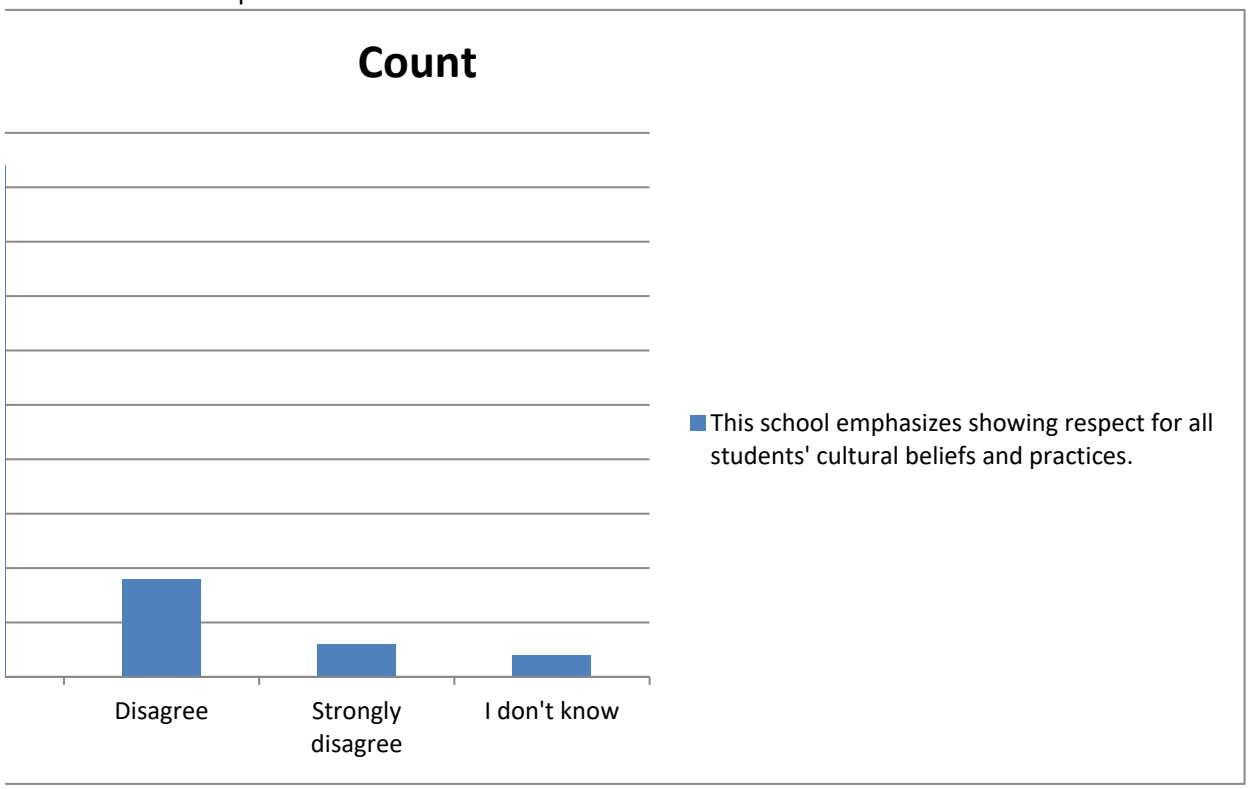

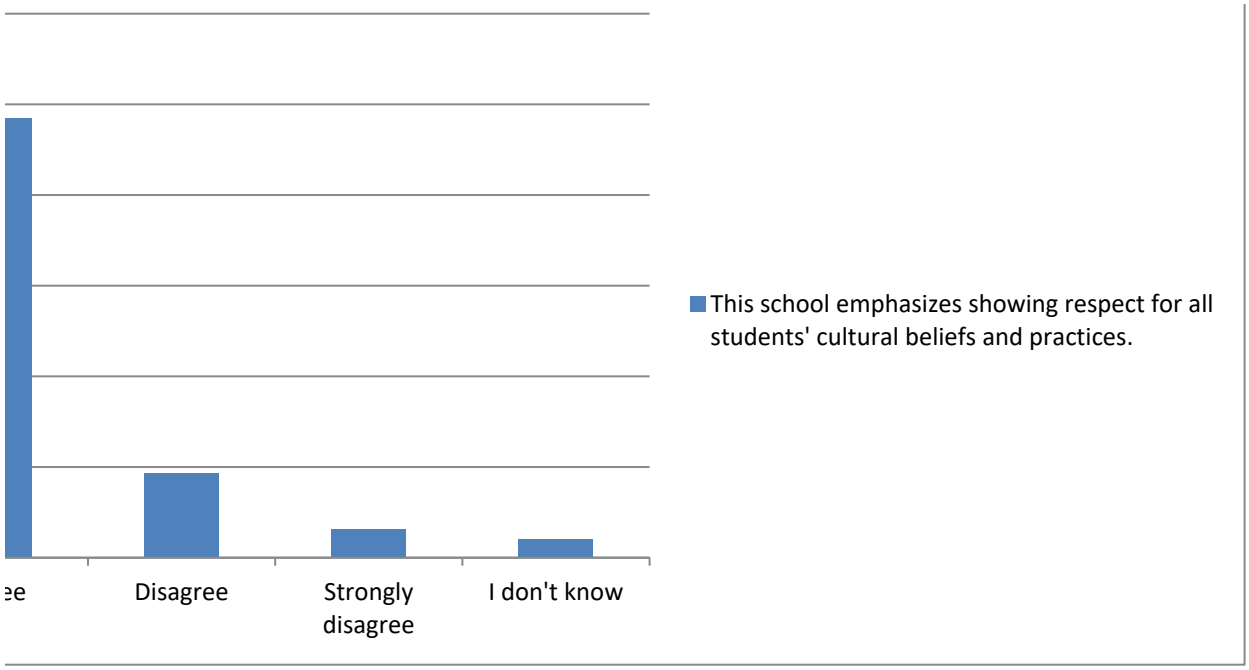
ee
Disagree
Strongly disagree
I don't know
This school emphasizes showing respect for all students' cultural beliefs and practices.

Summary of Staff do a good job helping parents support their children's learning at home.

Categorical Summary

Sample Size	Number of Distinct Categories
92 of 92	5

Staff do a g	Count	Percent of	Confidence Interval (Percent of Data)
Strongly ag	23	25.0%	17.3% to 34.7%
Agree	46	50.0%	40.0% to 60.0%
Disagree	10	10.9%	6.0% to 18.9%
Strongly di	5	5.4%	2.3% to 12.1%
I don't kno	8	8.7%	4.5% to 16.2%

Select a chart and choose "Clustered Column", "100% Stacked Column", or "Pie" chart in Powerpoint or
To create a correct "100% Stacked Column" chart, choose the chart then click "Switch Row/Column" (PC

Count

	Staff do a g
Strongly ag	23
Agree	46
Disagree	10
Strongly di	5
I don't kno	8

Percent

	Staff do a good job helping parents support their children
Strongly ag	25.0%
Agree	50.0%
Disagree	10.9%
Strongly di	5.4%
I don't kno	8.7%

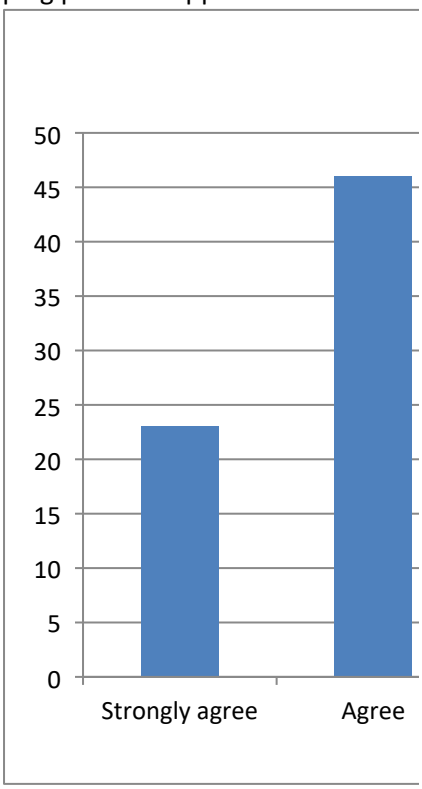

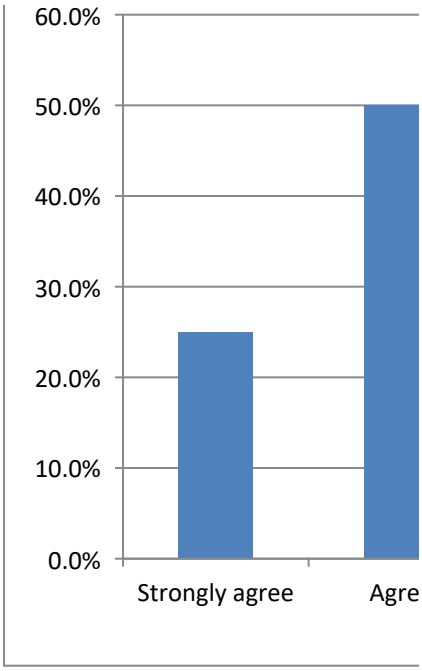
60.0%
50.0%
40.0%
30.0%
20.0%
10.0%
0.0%
Strongly agree
Agre

· Excel, to change the chart type.
C) or "Switch Plot" (Mac) in the chart tools

ı's learning at home.

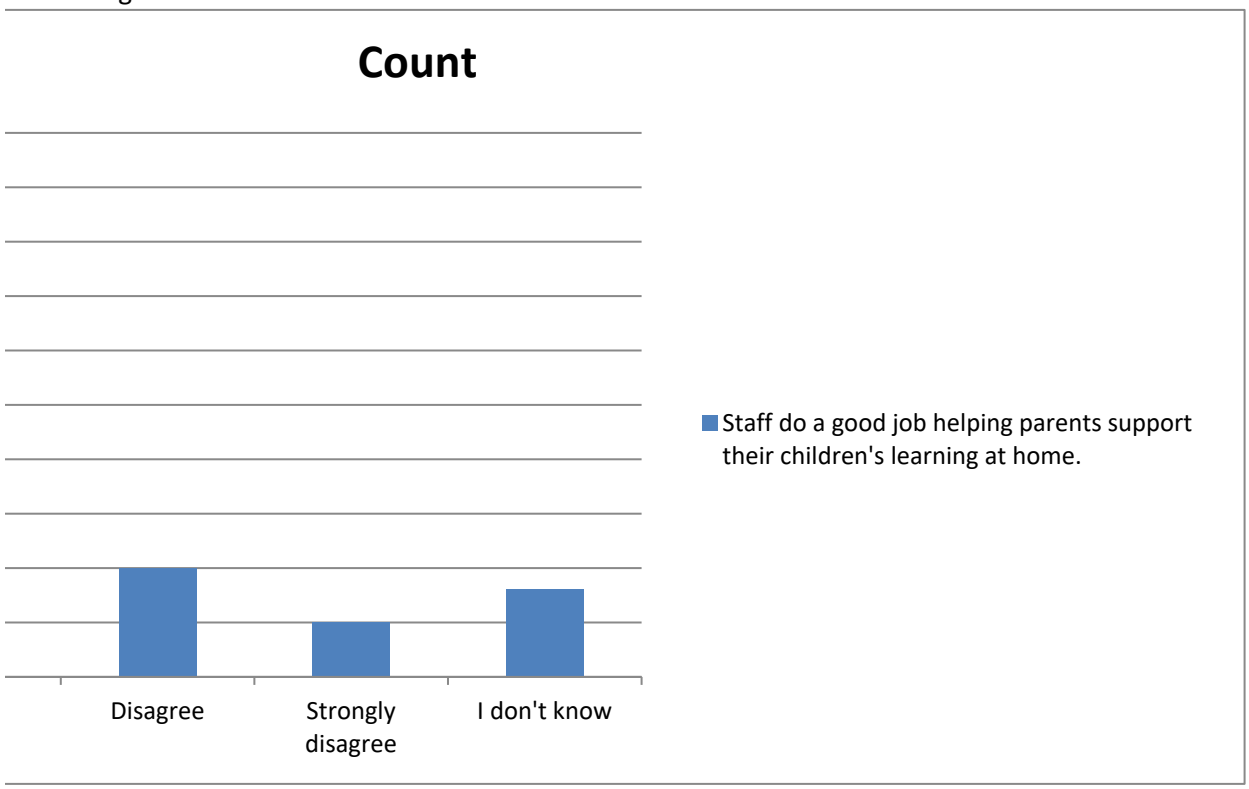

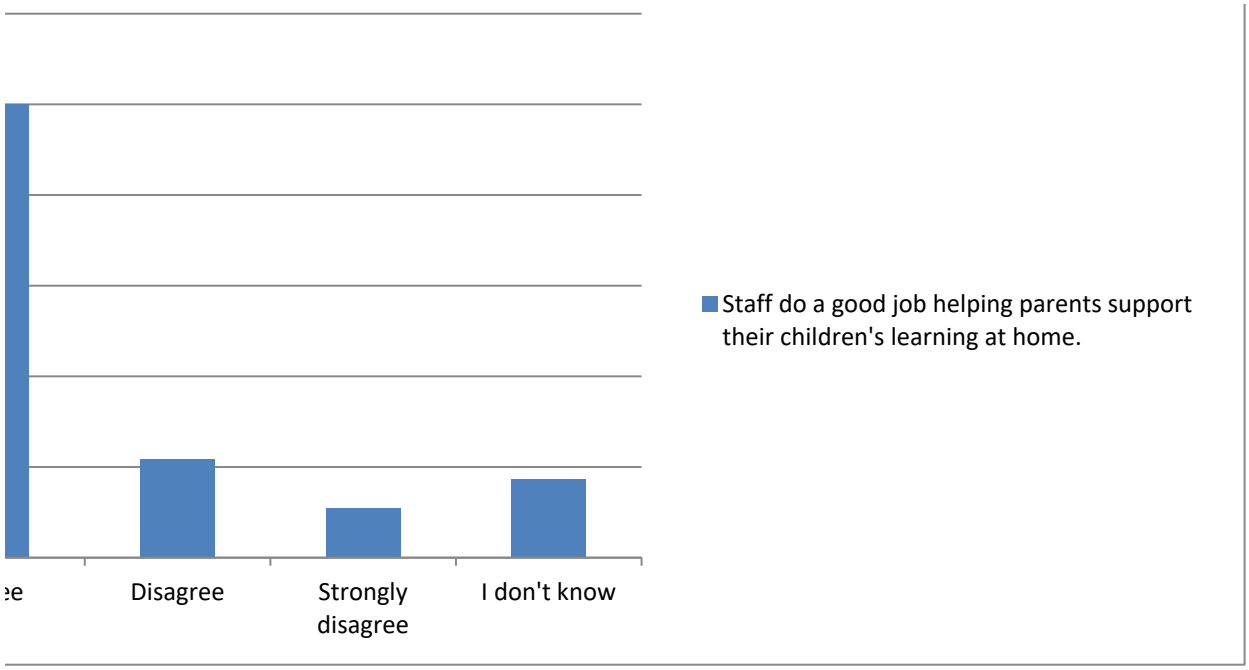
ee
Disagree
Strongly disagree
I don't know
Staff do a good job helping parents support their children's learning at home.

Summary of Staff members make an effort to contact parents when their student has made improveme

Categorical Summary

Sample Siz	Number of Distinct Categories
93 of 93	5

Staff memb	Count	Percent of	Confidence Interval (Percent of Data)
Strongly ag	19	20.4%	13.5% to 29.7%
Agree	41	44.1%	34.4% to 54.2%
Disagree	18	19.4%	12.6% to 28.5%
Strongly di	6	6.5%	3.0% to 13.4%
I don't kno	9	9.7%	5.2% to 17.4%

Select a chart and choose "Clustered Column", "100% Stacked Column", or "Pie" chart in Powerpoint or
To create a correct "100% Stacked Column" chart, choose the chart then click "Switch Row/Column" (PC

Count

	Staff memb
Strongly ag	19
Agree	41
Disagree	18
Strongly di	6
I don't kno	9

Percent

	Staff members make an effort to contact parents when th
Strongly ag	20.4%
Agree	44.1%
Disagree	19.4%
Strongly di	6.5%
I don't kno	9.7%

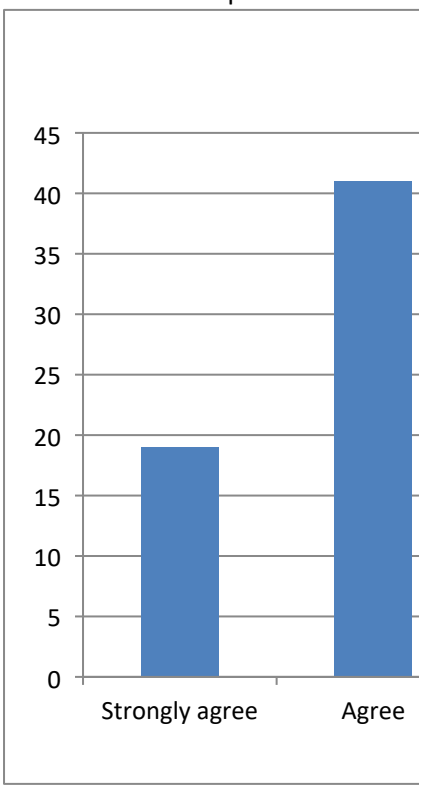

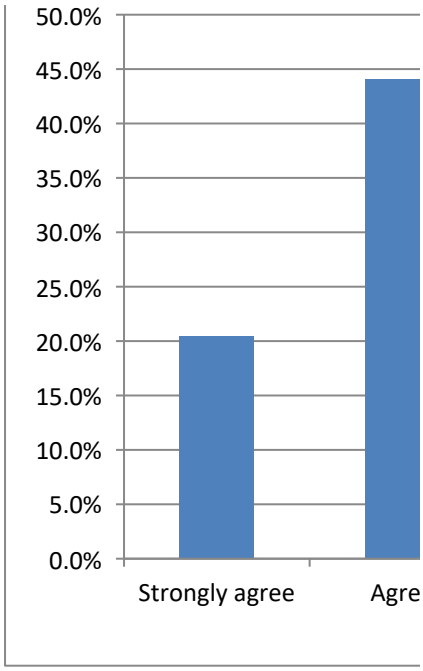
50.0%
45.0%
40.0%
35.0%
30.0%
25.0%
20.0%
15.0%
10.0%
5.0%
0.0%
Strongly agree
Agre

ent or done something positive.

· Excel, to change the chart type.
C) or "Switch Plot" (Mac) in the chart tools

heir student has made improvement or done something positive.

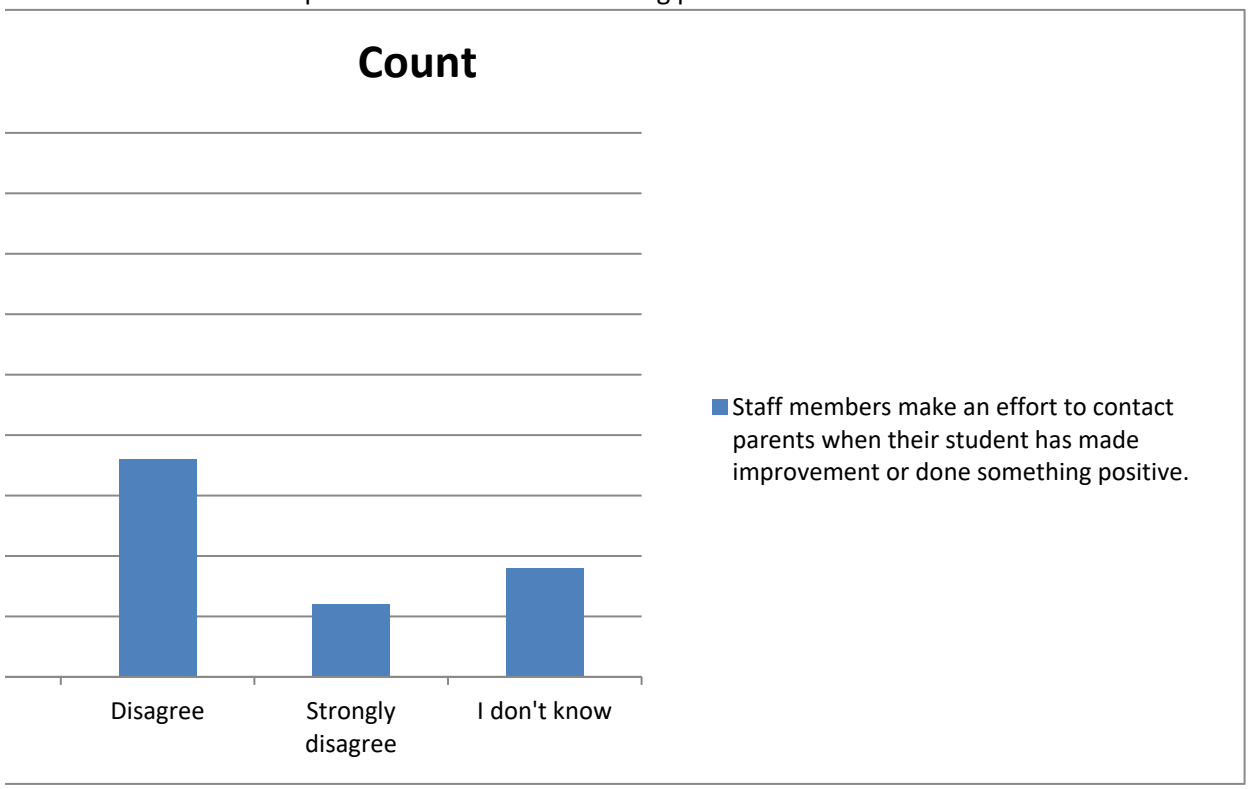

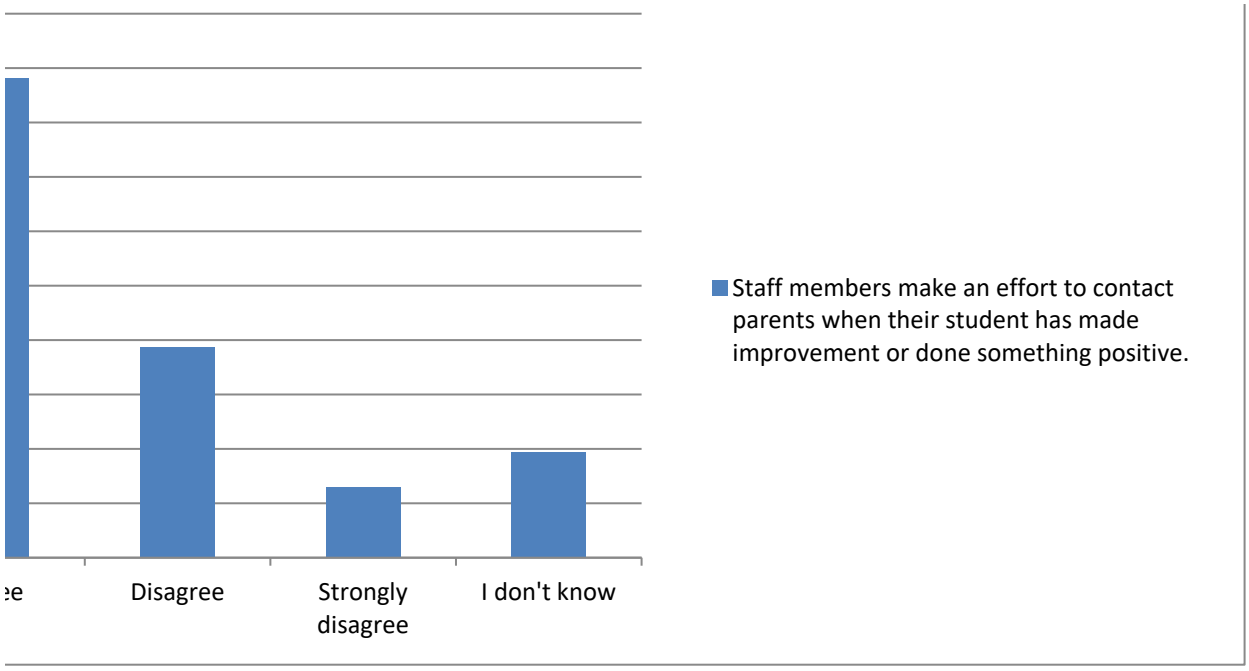
ee
Disagree
Strongly disagree
I don't know
Staff members make an effort to contact parents when their student has made improvement or done something positive.

Summary of This school communicates with parents in a timely and ongoing basis.

Categorical Summary

Sample Siz	Number of Distinct Categories
93 of 93	5

This school	Count	Percent of	Confidence Interval (Percent of Data)
Strongly ag	20	21.5%	14.4% to 30.9%
Agree	51	54.8%	44.7% to 64.6%
Disagree	11	11.8%	6.7% to 19.9%
Strongly di	7	7.5%	3.7% to 14.7%
I don't kno	4	4.3%	1.7% to 10.5%

Select a chart and choose "Clustered Column", "100% Stacked Column", or "Pie" chart in Powerpoint or
To create a correct "100% Stacked Column" chart, choose the chart then click "Switch Row/Column" (PC

Count

	This school
Strongly ag	20
Agree	51
Disagree	11
Strongly di	7
I don't kno	4

Percent

	This school communicates with parents in a timely and or
Strongly ag	21.5%
Agree	54.8%
Disagree	11.8%
Strongly di	7.5%
I don't kno	4.3%

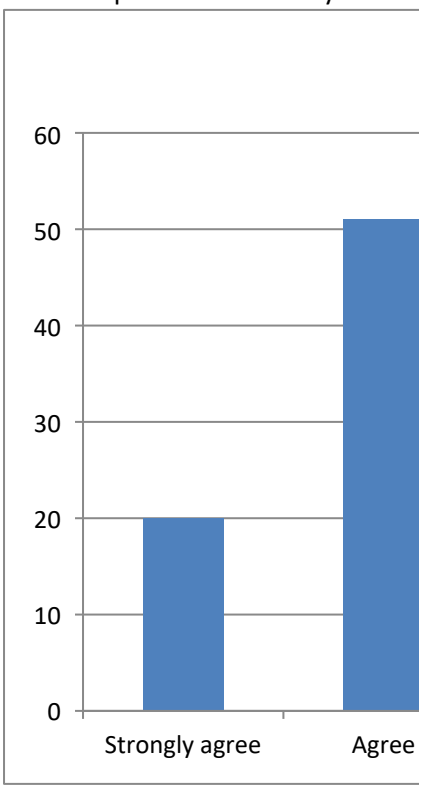

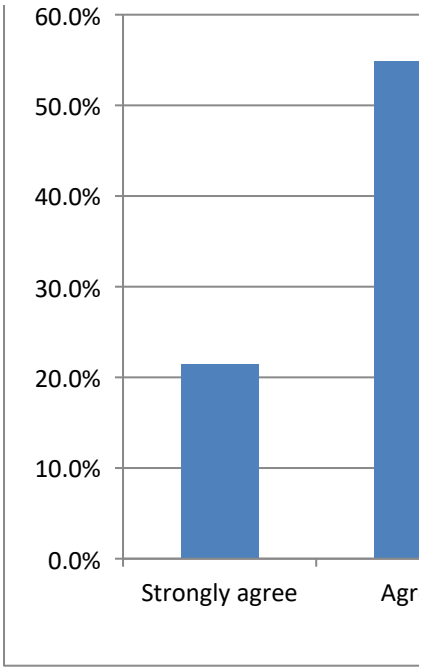
60.0%
50.0%
40.0%
30.0%
20.0%
10.0%
0.0%
Strongly agree
Agr

· Excel, to change the chart type.
C) or "Switch Plot" (Mac) in the chart tools

ngoing basis.

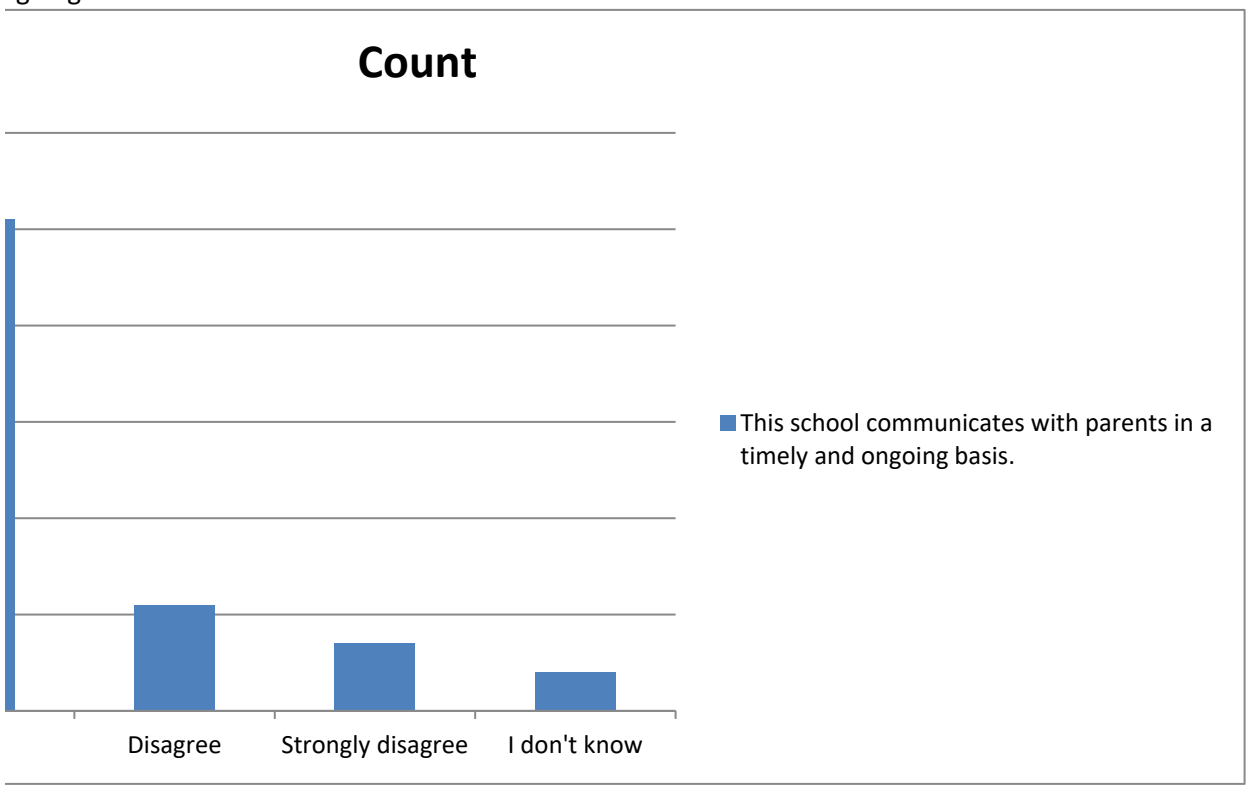

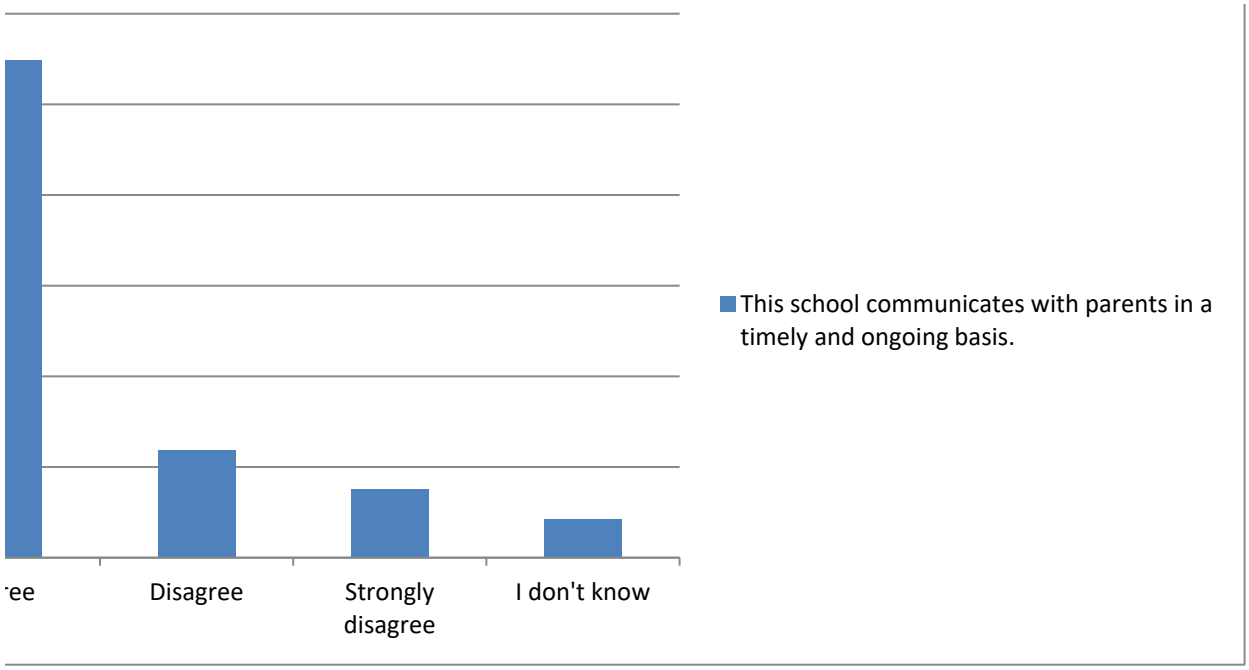
·ee
Disagree
Strongly disagree
I don't know
This school communicates with parents in a timely and ongoing basis.

Summary of Discipline is fair.

Categorical Summary

Sample Size	Number of Distinct Categories
93 of 93	5

Discipline is	Count	Percent of	Confidence Interval (Percent of Data)
Strongly ag	17	18.3%	11.7% to 27.3%
Agree	47	50.5%	40.6% to 60.5%
Disagree	10	10.8%	5.9% to 18.7%
Strongly dis	8	8.6%	4.4% to 16.1%
I don't know	11	11.8%	6.7% to 19.9%

Select a chart and choose "Clustered Column", "100% Stacked Column", or "Pie" chart in Powerpoint or
To create a correct "100% Stacked Column" chart, choose the chart then click "Switch Row/Column" (PC

Count

	Discipline is
Strongly ag	17
Agree	47
Disagree	10
Strongly dis	8
I don't know	11

Percent

	Discipline is fair.
Strongly ag	18.3%
Agree	50.5%
Disagree	10.8%
Strongly dis	8.6%
I don't know	11.8%

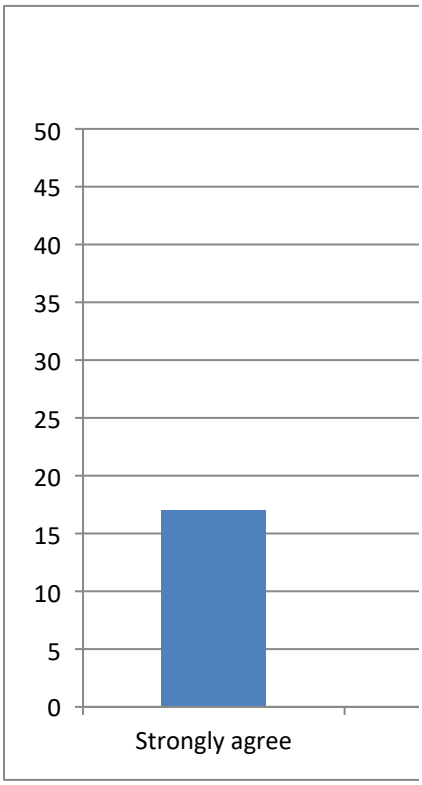

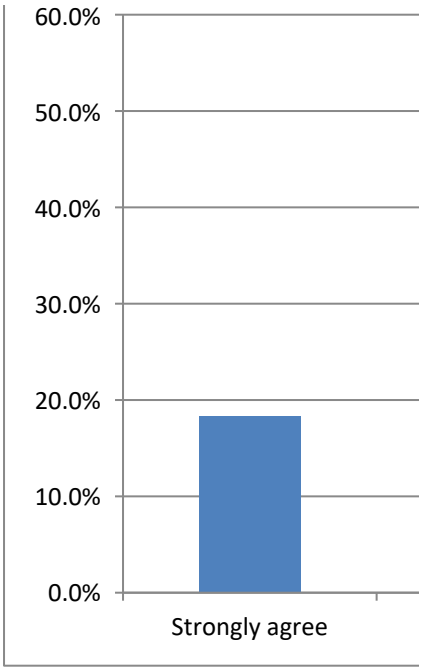
60.0%
50.0%
40.0%
30.0%
20.0%
10.0%
0.0%
Strongly agree

· Excel, to change the chart type.
C) or "Switch Plot" (Mac) in the chart tools

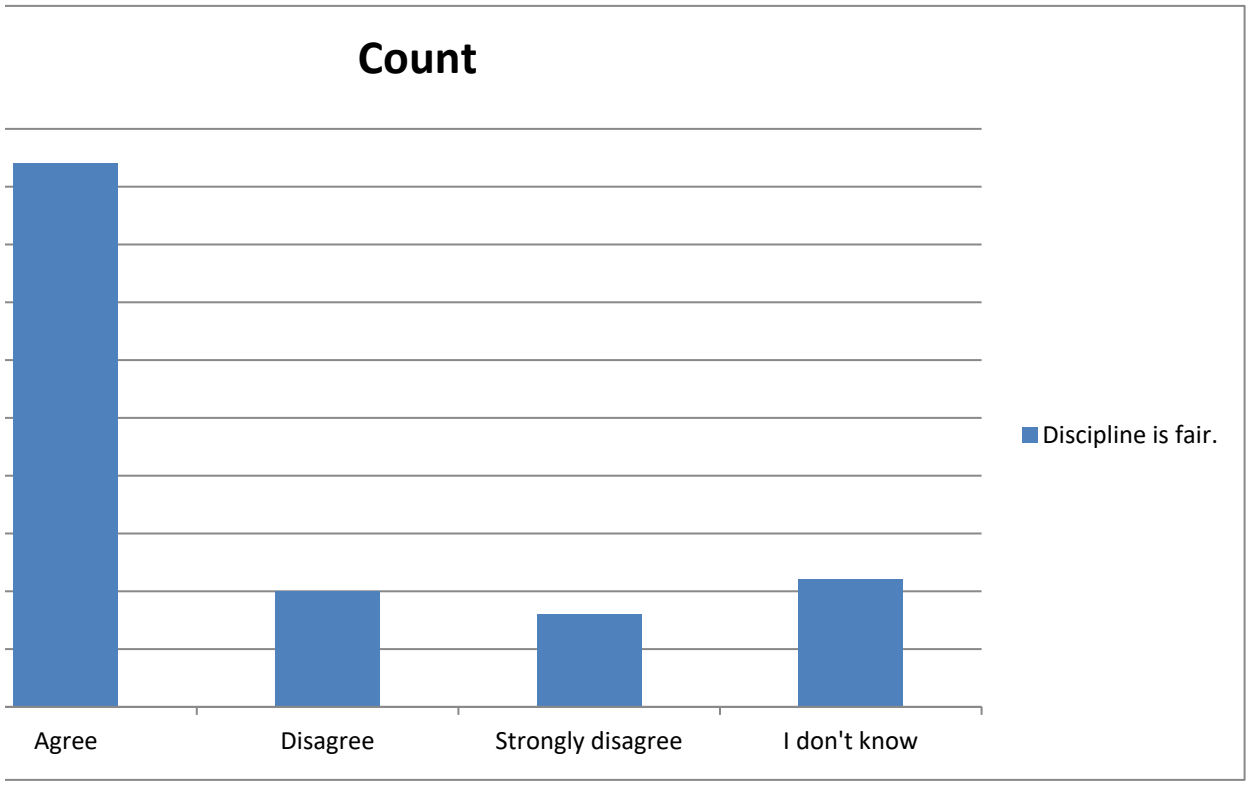

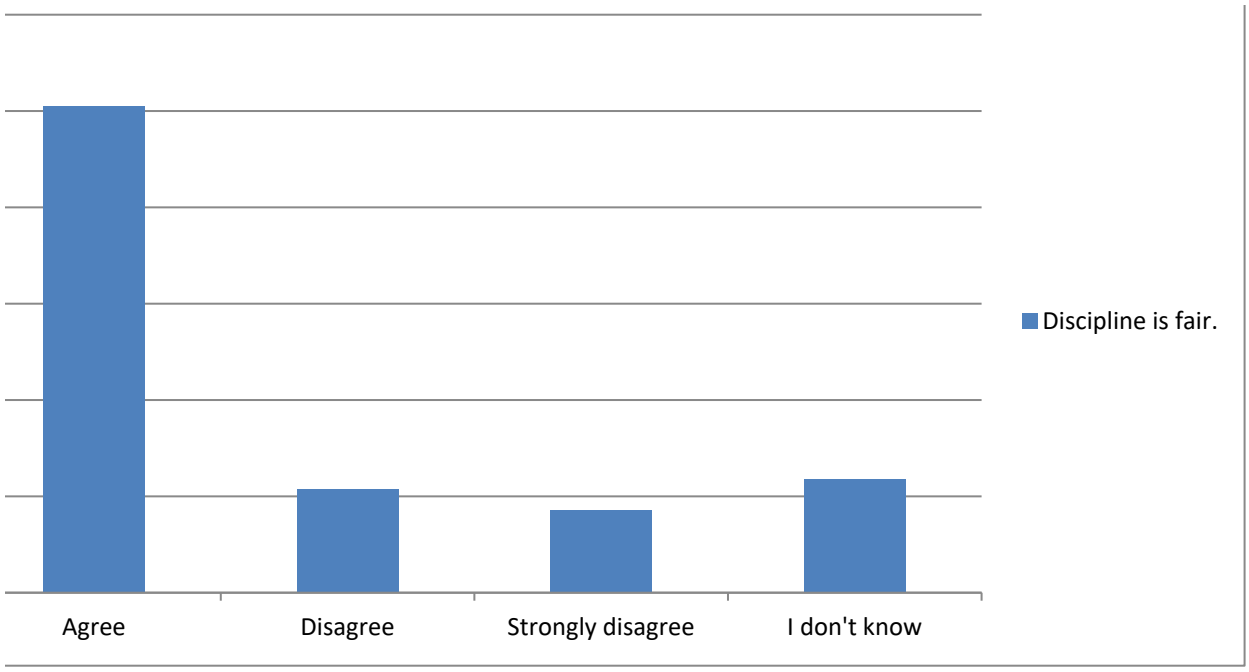
Discipline is fair.
Agree
Disagree
Strongly disagree
I don't know

Summary of The following types of problems occur often at this school:

Select a chart and choose "Clustered Column", "100% Stacked Column", or "Pie" chart in Powerpoint or

Col %

	Bullying	Cyberbullyi	Hazing	Parent verbal abuse of
Yes	48.4%	23.1%	11.0%	20.9%
No	29.7%	29.7%	50.5%	34.1%
I don't know	22.0%	47.3%	38.5%	45.1%

Count

	Bullying	Cyberbullyi	Hazing	Parent verbal abuse of
Yes	44	21	10	19
No	27	27	46	31
I don't know	20	43	35	41

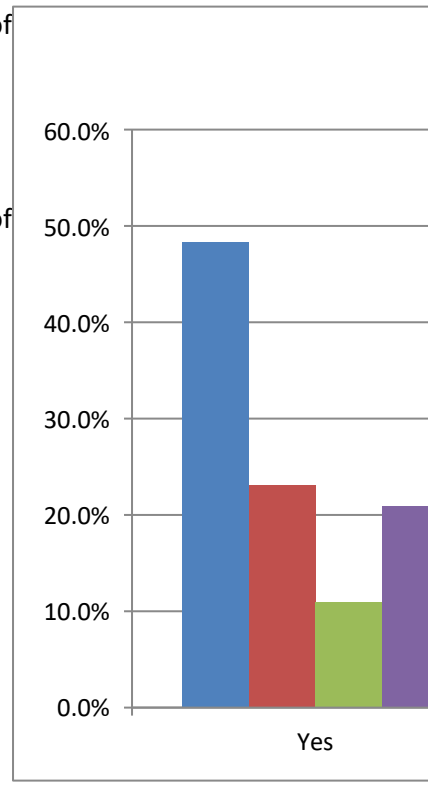

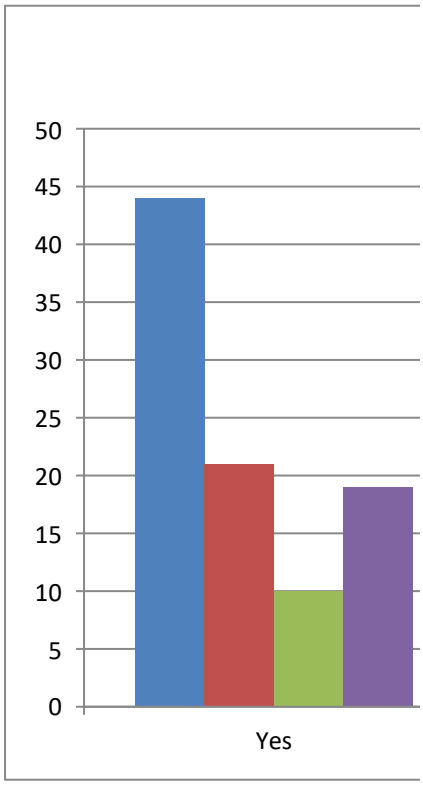

Excel, to change the chart type.

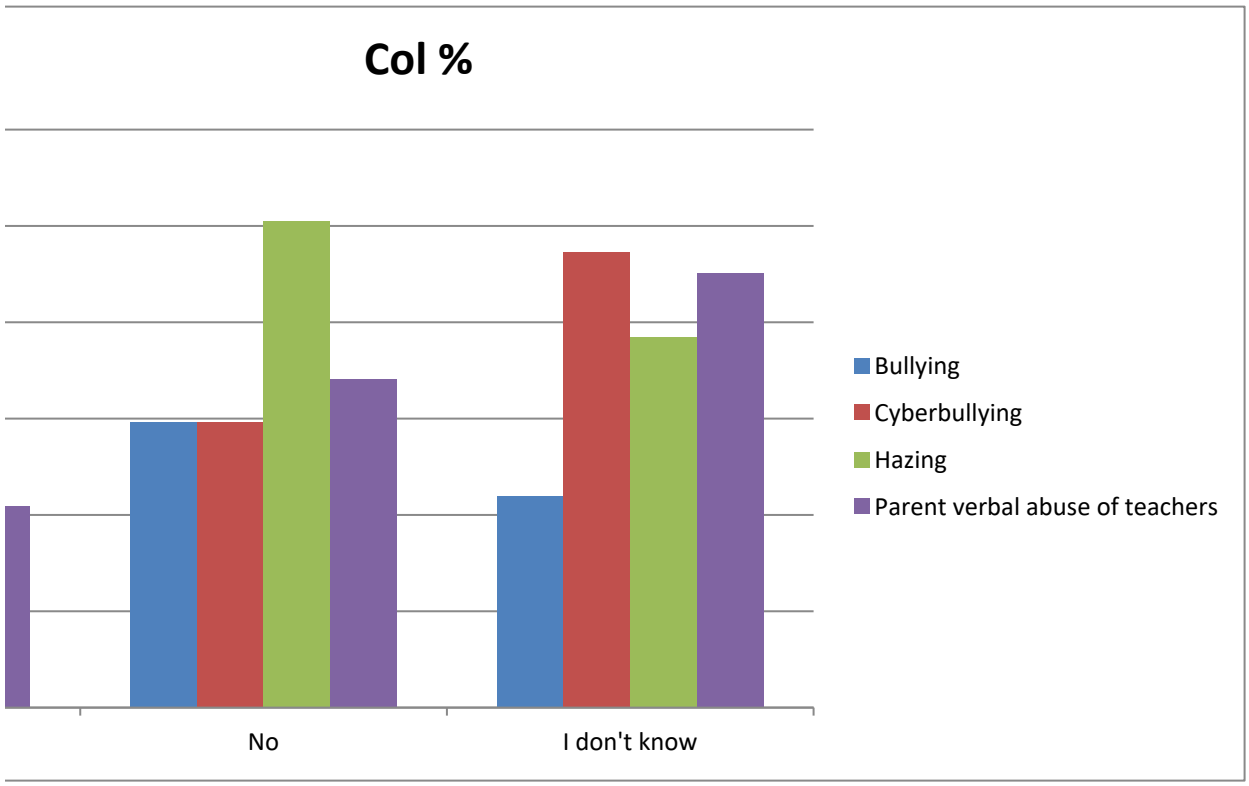

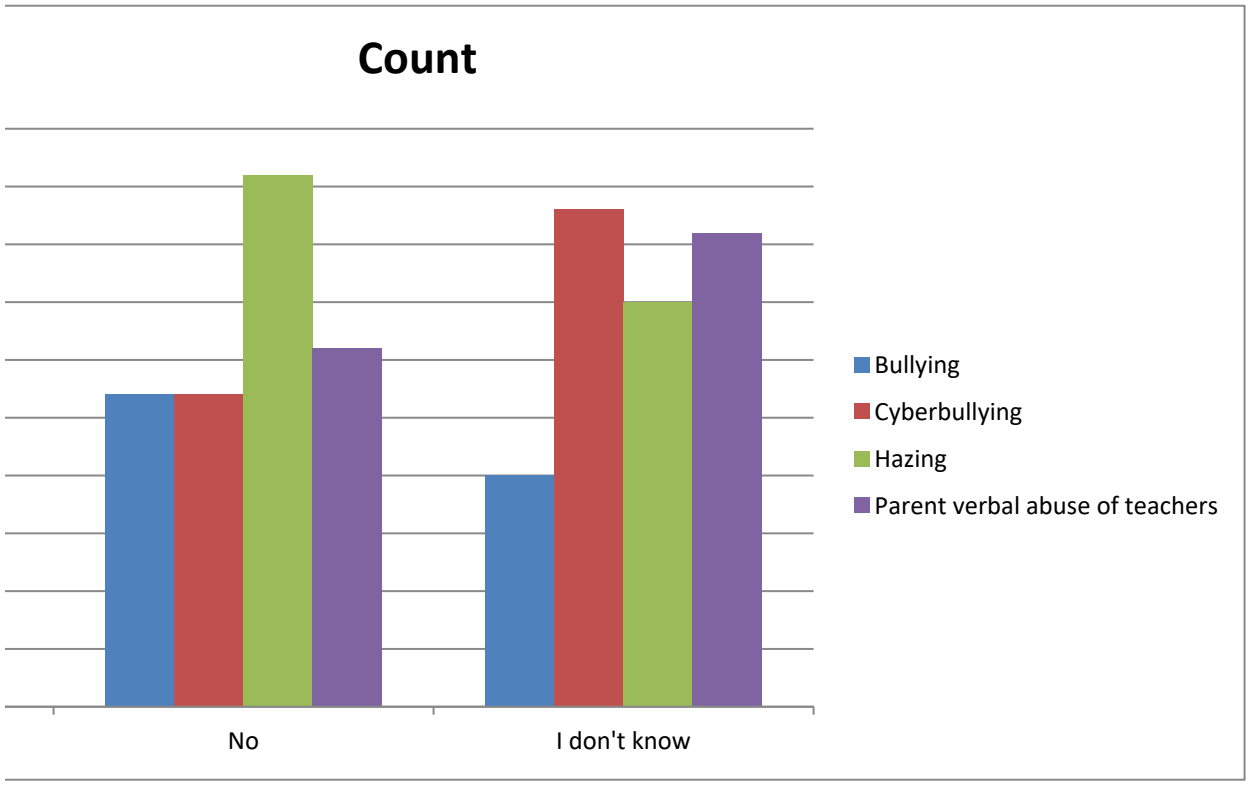

Summary of The following types of problems occur often at this school:

Select a chart and choose "Clustered Column", "100% Stacked Column", or "Pie" chart in Powerpoint or

Col %

	Physical ab	Physical co	Racial/ethr	Retaliation
Yes	2.3%	25.0%	8.0%	17.0%
No	77.0%	56.8%	65.9%	55.7%
I don't kno	20.7%	18.2%	26.1%	27.3%

Count

	Physical ab	Physical co	Racial/ethr	Retaliation
Yes	2	22	7	15
No	67	50	58	49
I don't kno	18	16	23	24

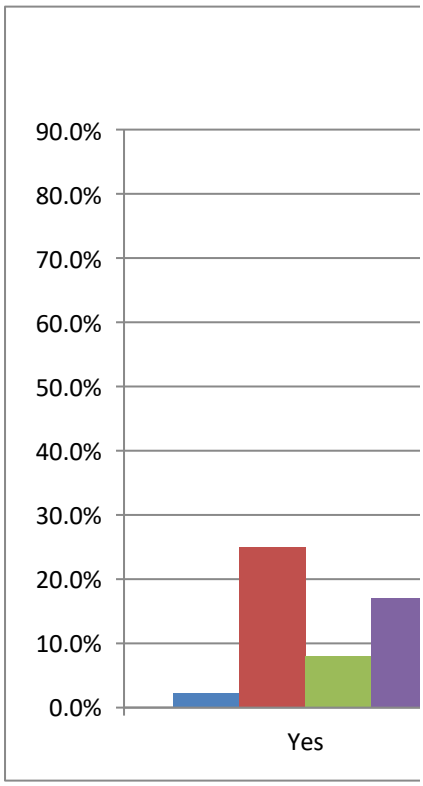

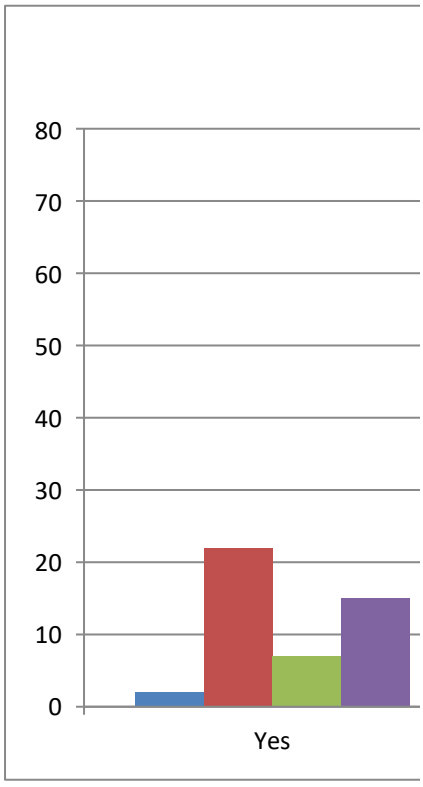

· Excel, to change the chart type.

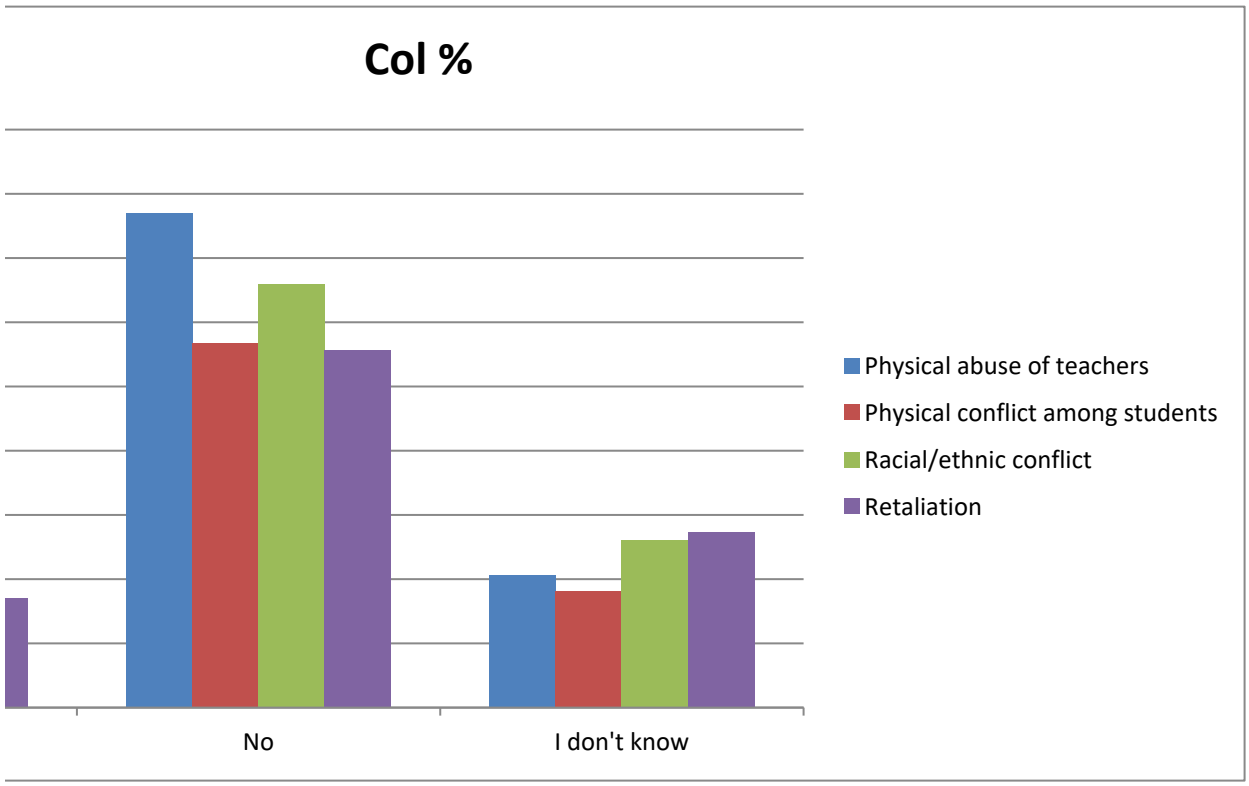

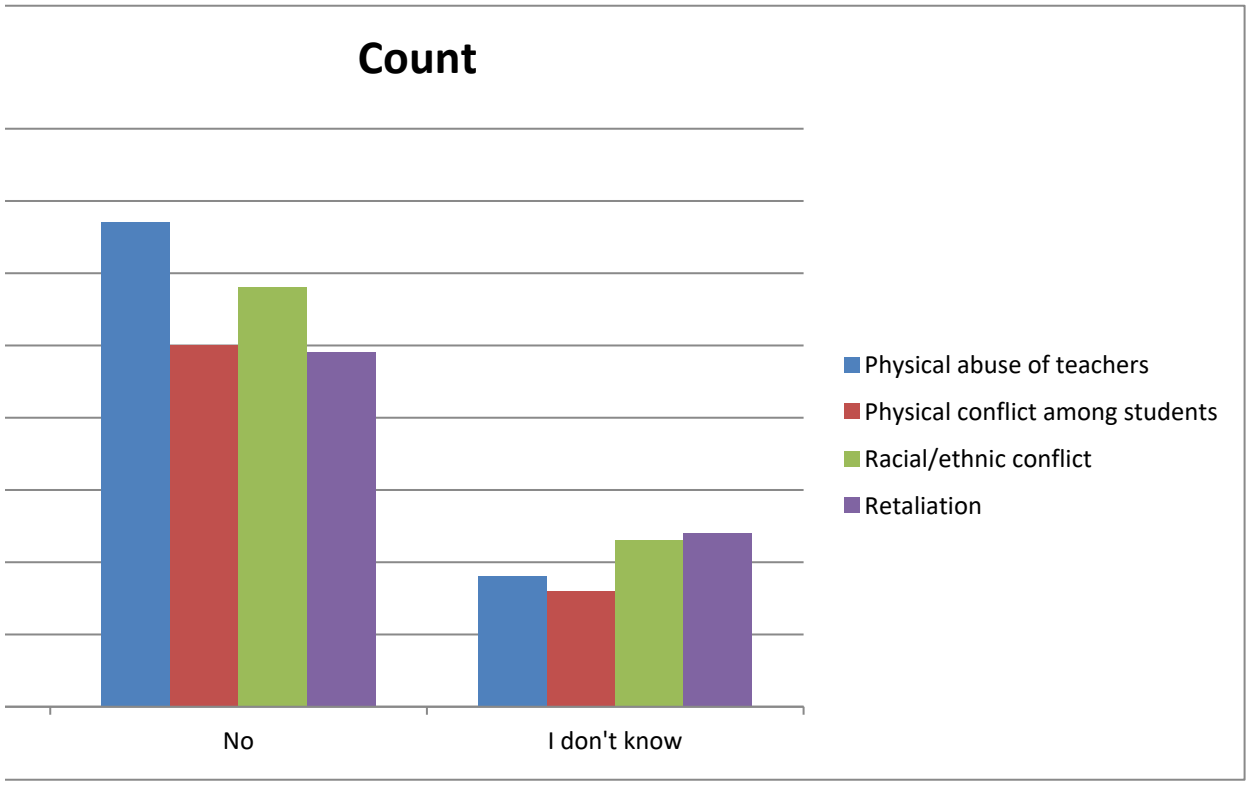

Summary of The following types of problems occur often at this school:

Select a chart and choose "Clustered Column", "100% Stacked Column", or "Pie" chart in Powerpoint or

Col %

	Sexting	Sexual hara	Student ve	Substance abuse
Yes	12.5%	8.0%	27.3%	19.5%
No	40.9%	55.7%	51.1%	51.7%
I don't kno	46.6%	36.4%	21.6%	28.7%

Count

	Sexting	Sexual hara	Student ve	Substance abuse
Yes	11	7	24	17
No	36	49	45	45
I don't kno	41	32	19	25

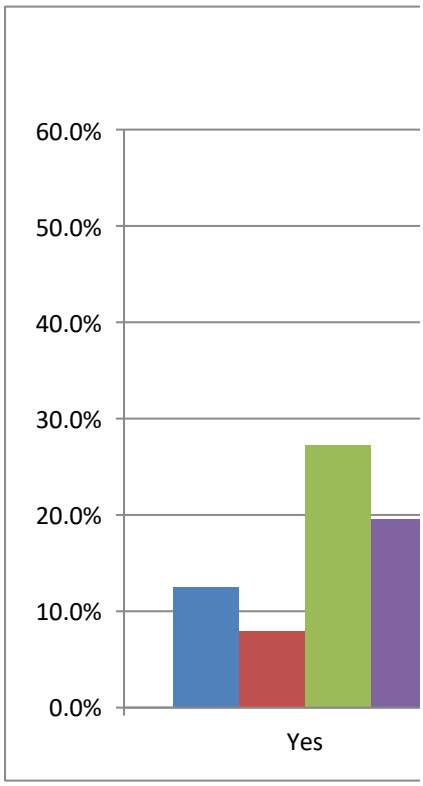

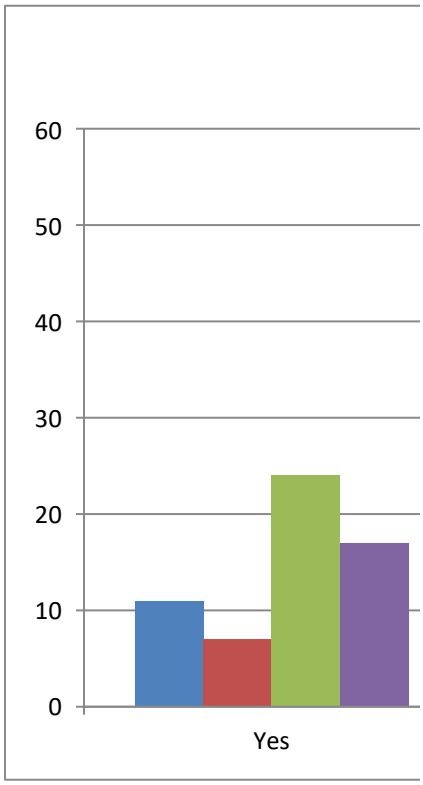

Excel, to change the chart type.

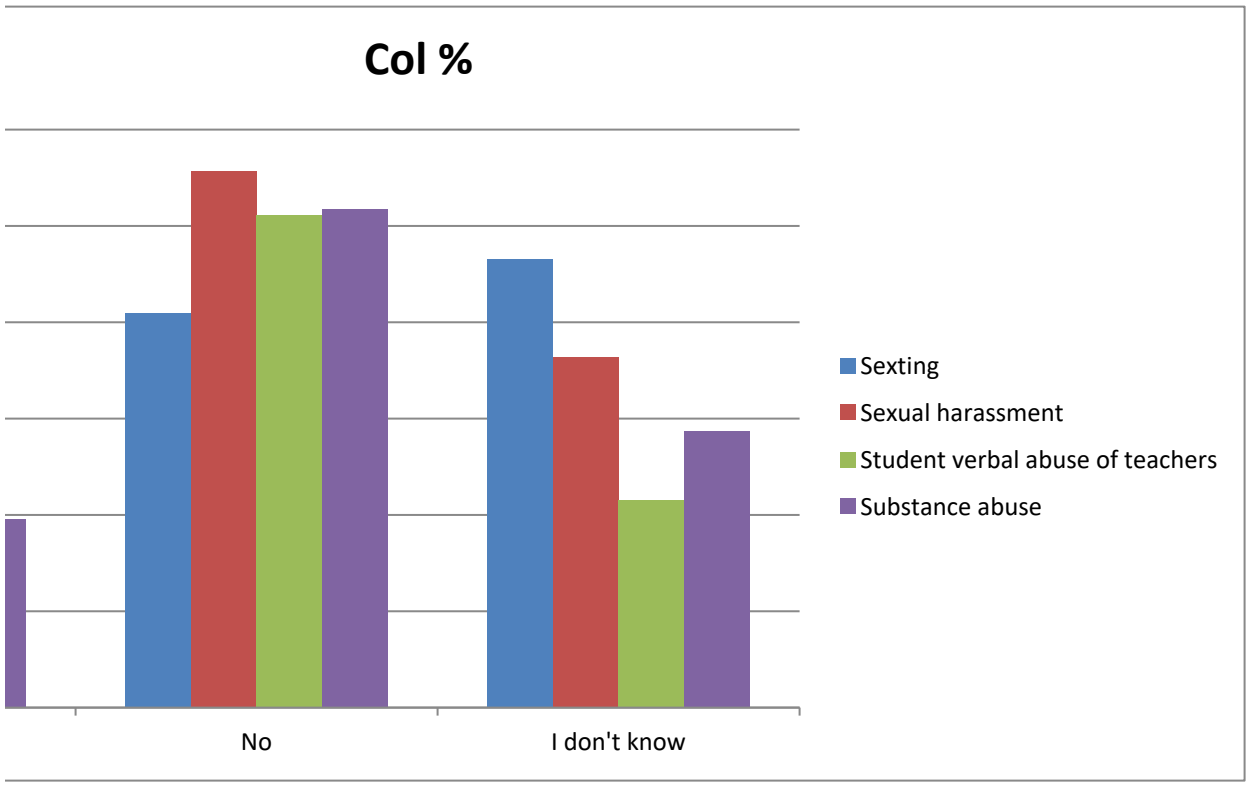

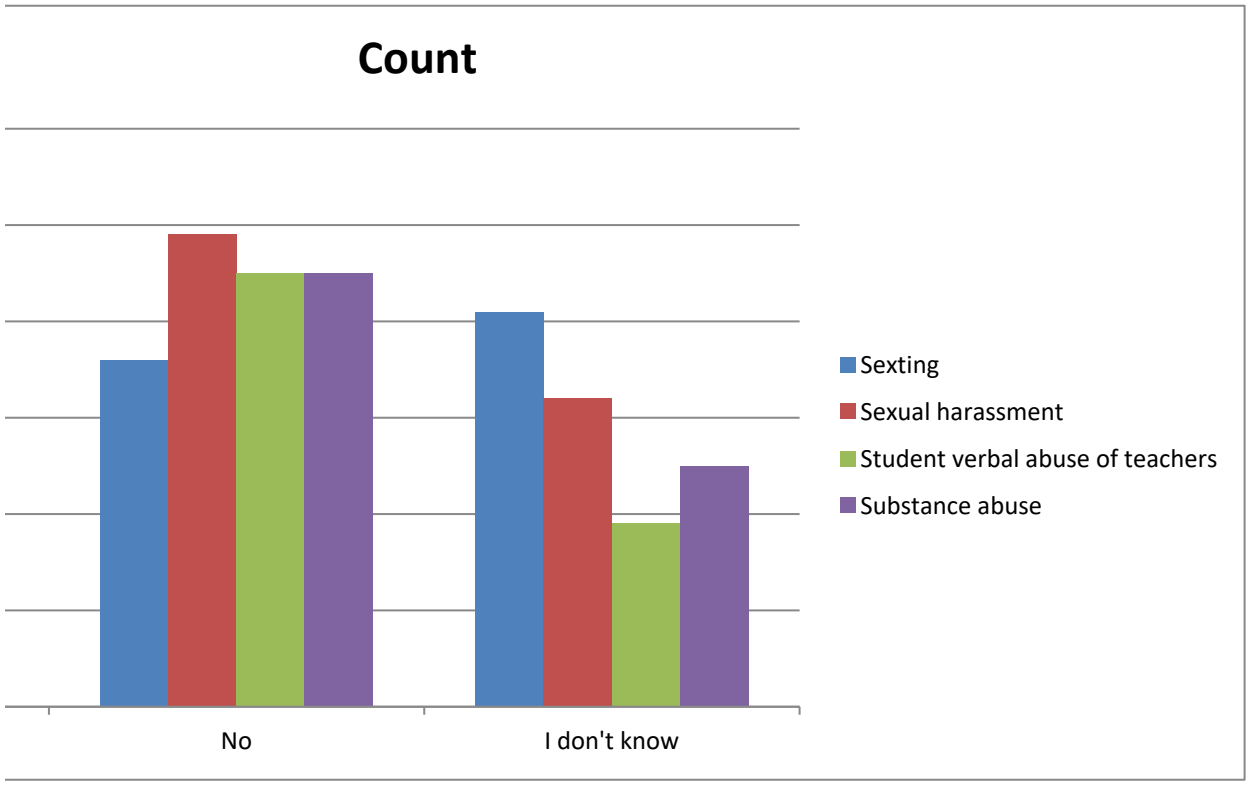

Summary of The following types of problems occur often at this school:

Select a chart and choose "Clustered Column", "100% Stacked Column", or "Pie" chart in Powerpoint or

Col %

	Theft	Tobacco/va	Vandalism	Weapons brought to s
Yes	17.4%	28.7%	16.3%	5.7%
No	55.8%	50.6%	61.6%	65.5%
I don't know	26.7%	20.7%	22.1%	28.7%

Count

	Theft	Tobacco/va	Vandalism	Weapons brought to s
Yes	15	25	14	5
No	48	44	53	57
I don't know	23	18	19	25

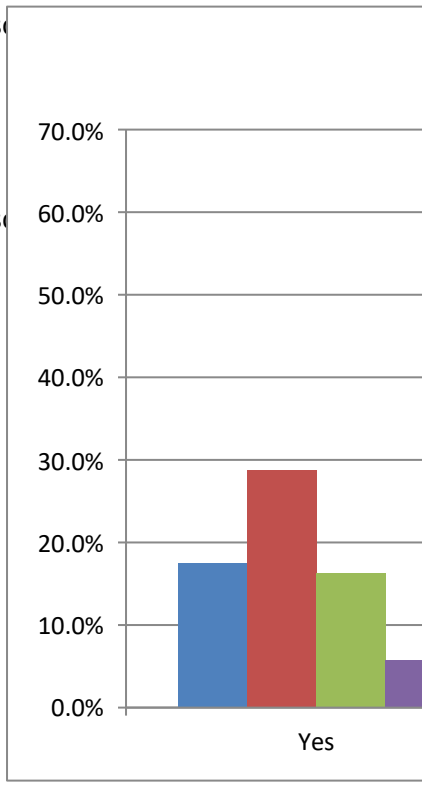

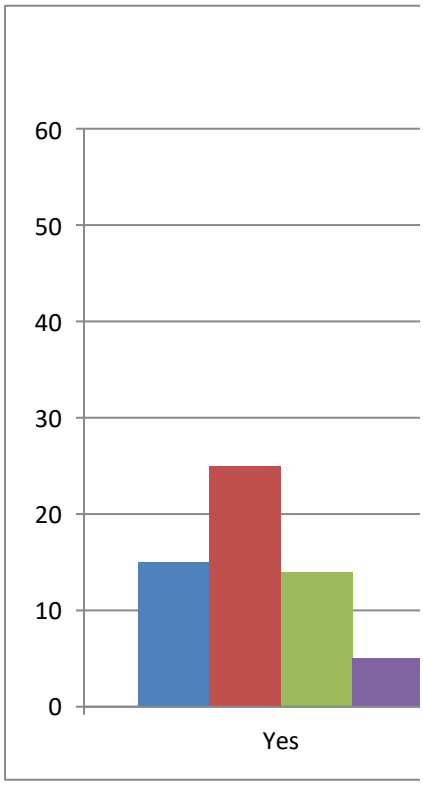

· Excel, to change the chart type.

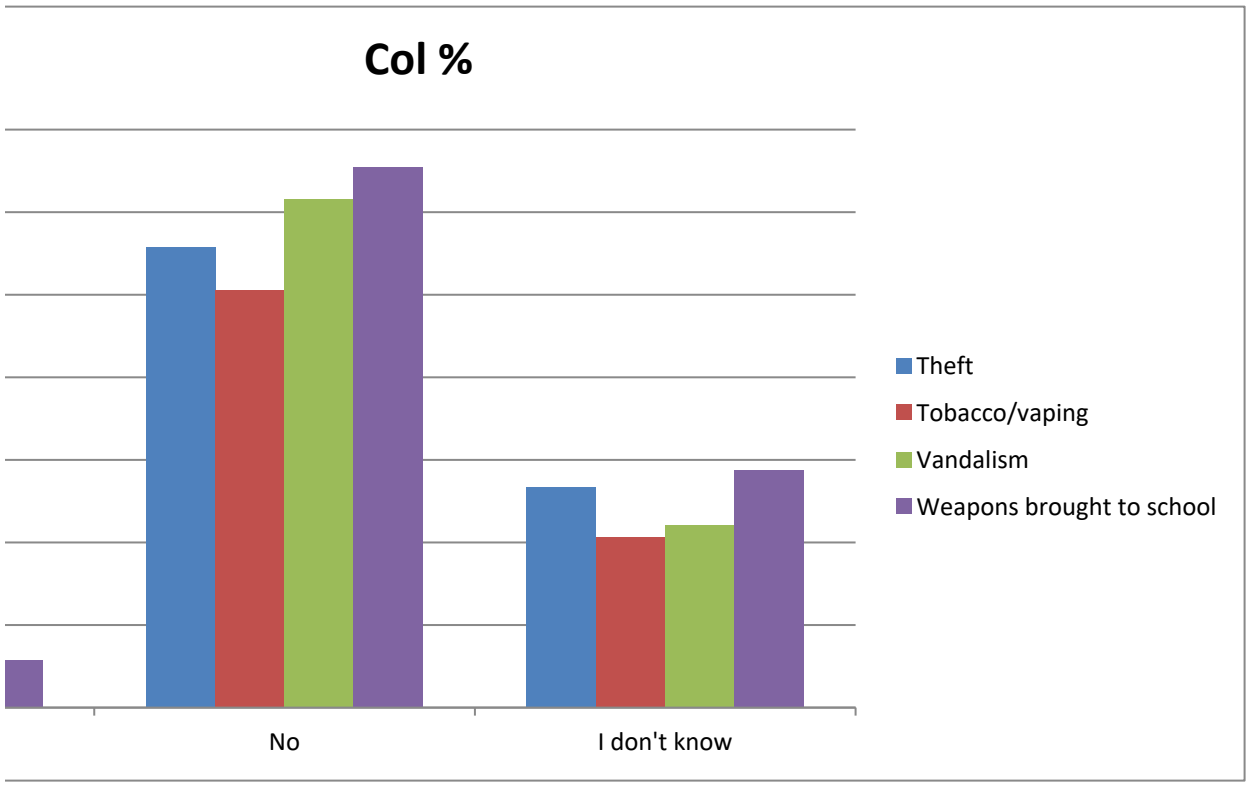

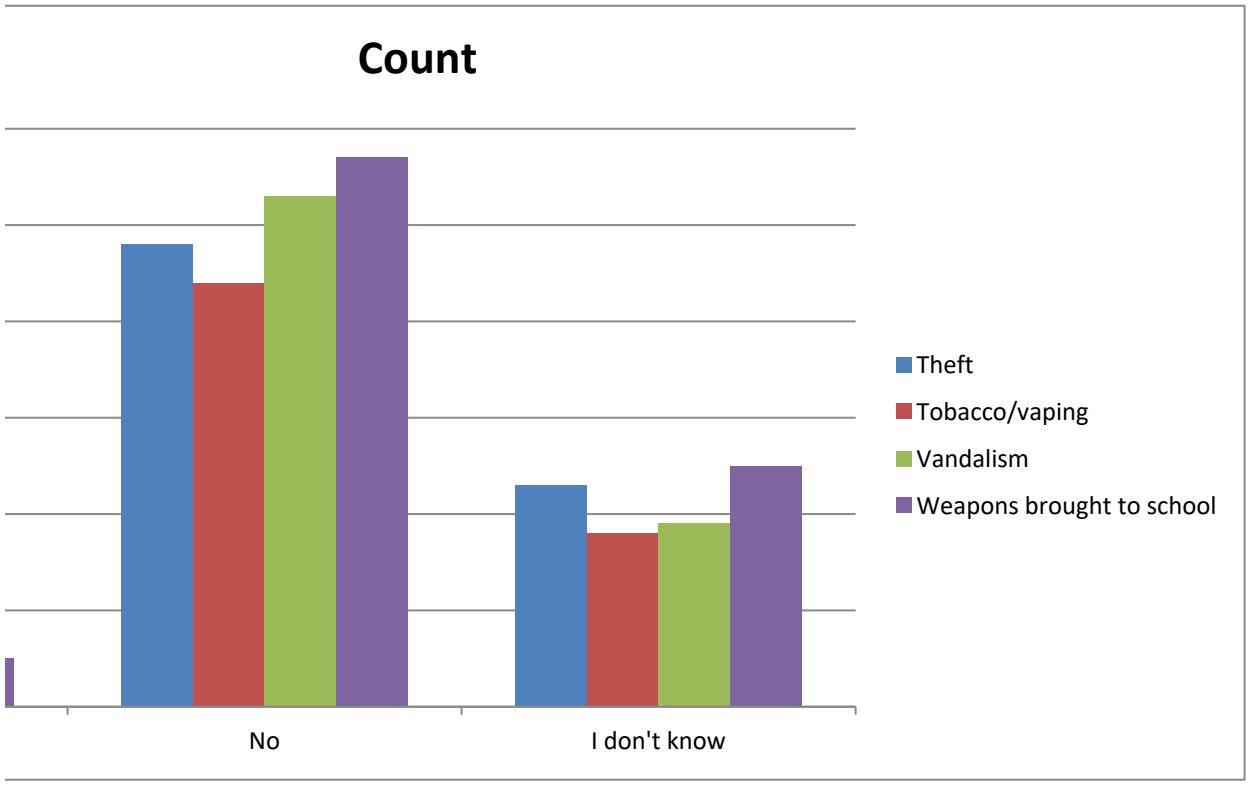

Summary of The programs at this school are adequate to support students with special needs or disabili

Categorical Summary

Sample Siz	Number of Distinct Categories
88 of 88	5

The progra	Count	Percent of	Confidence Interval (Percent of Data)
Strongly ag	24	27.3%	19.1% to 37.4%
Agree	35	39.8%	30.2% to 50.2%
Disagree	15	17.0%	10.6% to 26.2%
Strongly di	5	5.7%	2.5% to 12.6%
I don't kno	9	10.2%	5.5% to 18.3%

Select a chart and choose "Clustered Column", "100% Stacked Column", or "Pie" chart in Powerpoint or
To create a correct "100% Stacked Column" chart, choose the chart then click "Switch Row/Column" (PC

Count

	The progra
Strongly ag	24
Agree	35
Disagree	15
Strongly di	5
I don't kno	9

Percent

	The programs at this school are adequate to support stud
Strongly ag	27.3%
Agree	39.8%
Disagree	17.0%
Strongly di	5.7%
I don't kno	10.2%

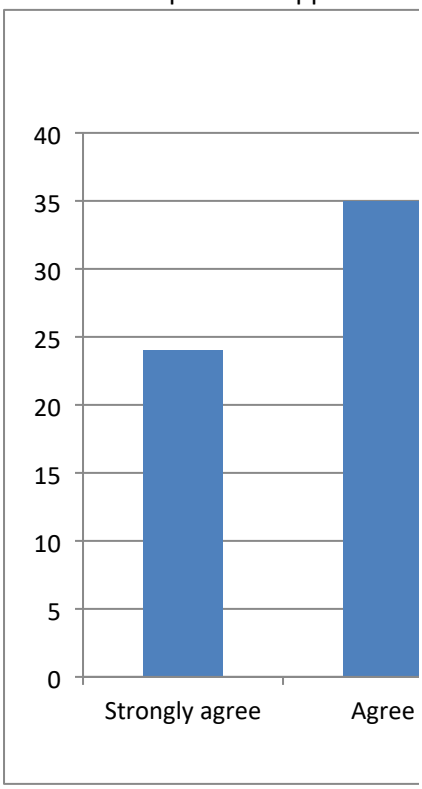

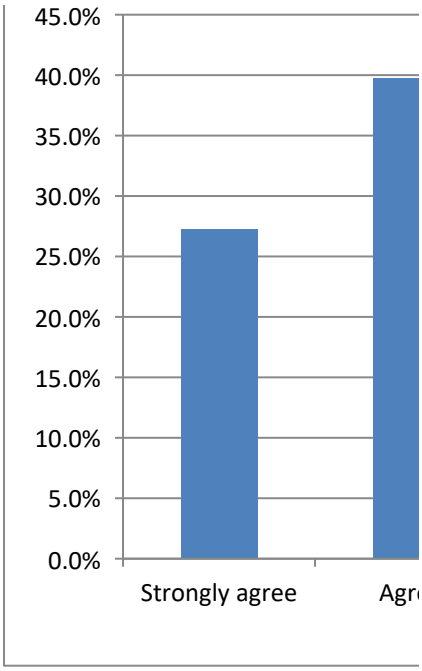
45.0%
40.0%
35.0%
30.0%
25.0%
20.0%
15.0%
10.0%
5.0%
0.0%
Strongly agree
Agr

ities.

· Excel, to change the chart type.
C) or "Switch Plot" (Mac) in the chart tools

dents with special needs or disabilities.

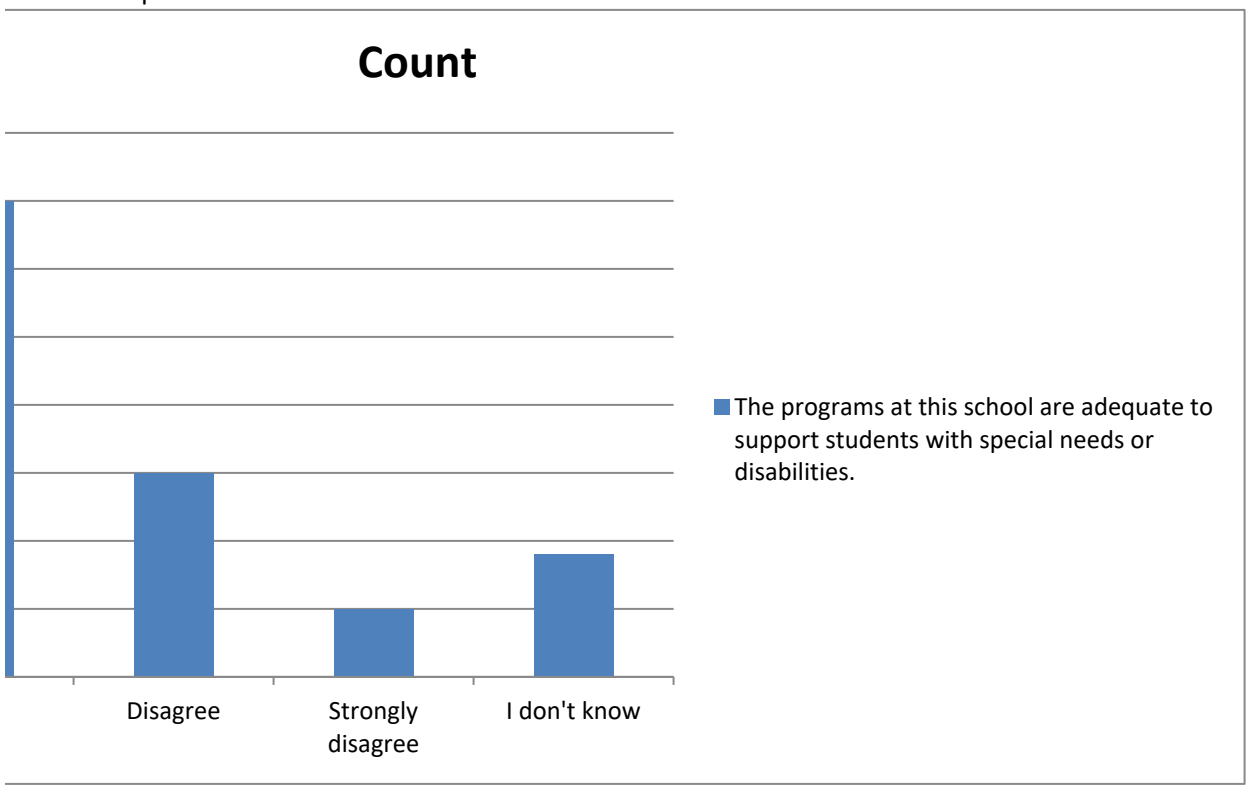

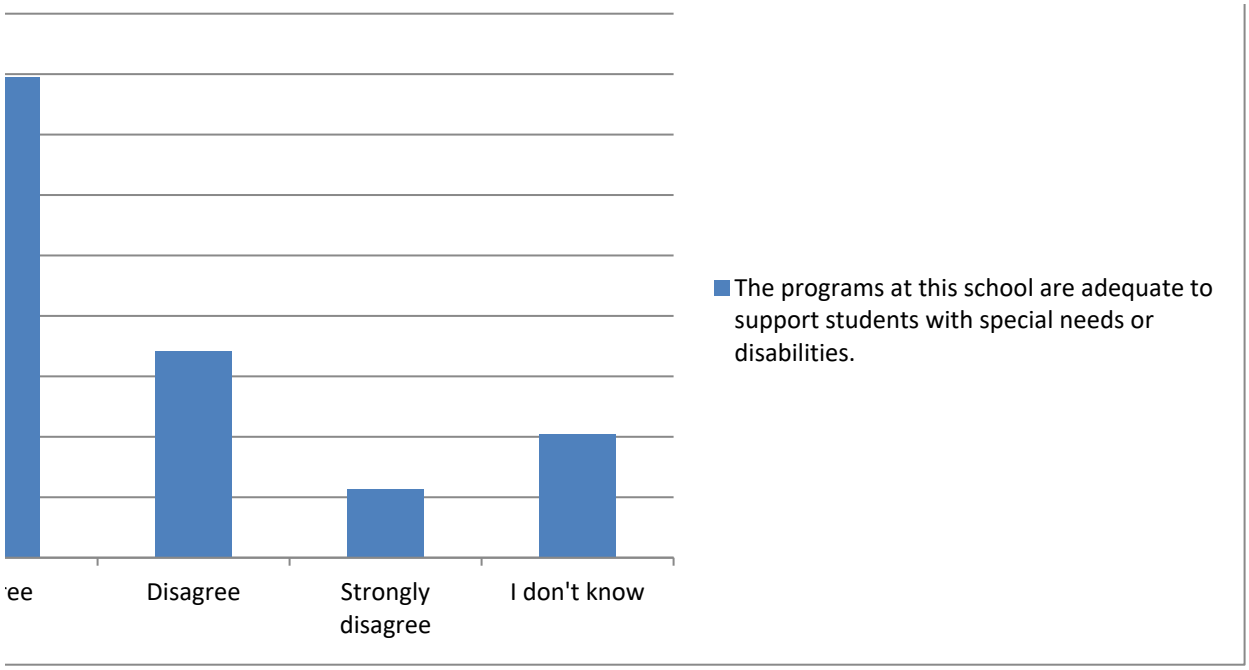
ee
Disagree
Strongly disagree
I don't know
The programs at this school are adequate to support students with special needs or disabilities.

Summary of This school places a priority on students' health and nutrition needs.

Categorical Summary

Sample Size	Number of Distinct Categories
87 of 87	5

This school	Count	Percent of	Confidence Interval (Percent of Data)
Strongly ag	18	20.7%	13.5% to 30.4%
Agree	42	48.3%	38.1% to 58.6%
Disagree	13	14.9%	8.9% to 23.9%
Strongly di	4	4.6%	1.8% to 11.2%
I don't kno	10	11.5%	6.4% to 19.9%

Select a chart and choose "Clustered Column", "100% Stacked Column", or "Pie" chart in Powerpoint or
To create a correct "100% Stacked Column" chart, choose the chart then click "Switch Row/Column" (PC

Count

	This school
Strongly ag	18
Agree	42
Disagree	13
Strongly di	4
I don't kno	10

Percent

	This school places a priority on students' health and nutri
Strongly ag	20.7%
Agree	48.3%
Disagree	14.9%
Strongly di	4.6%
I don't kno	11.5%

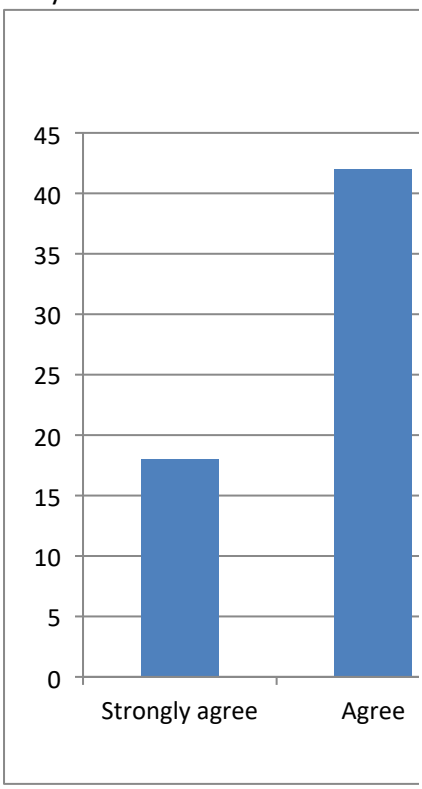

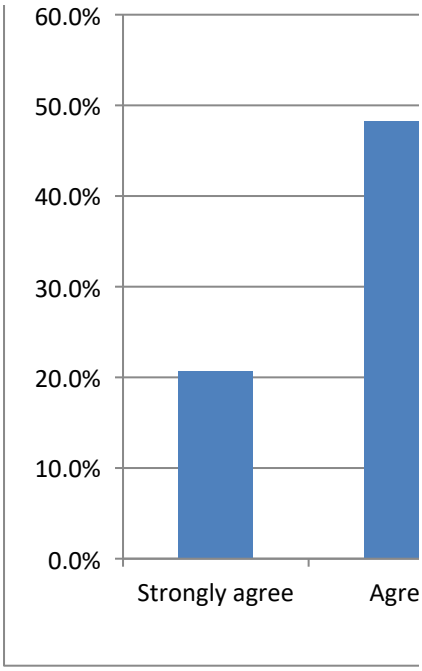
60.0%
50.0%
40.0%
30.0%
20.0%
10.0%
0.0%
Strongly agree
Agre

· Excel, to change the chart type.
C) or "Switch Plot" (Mac) in the chart tools

tion needs.

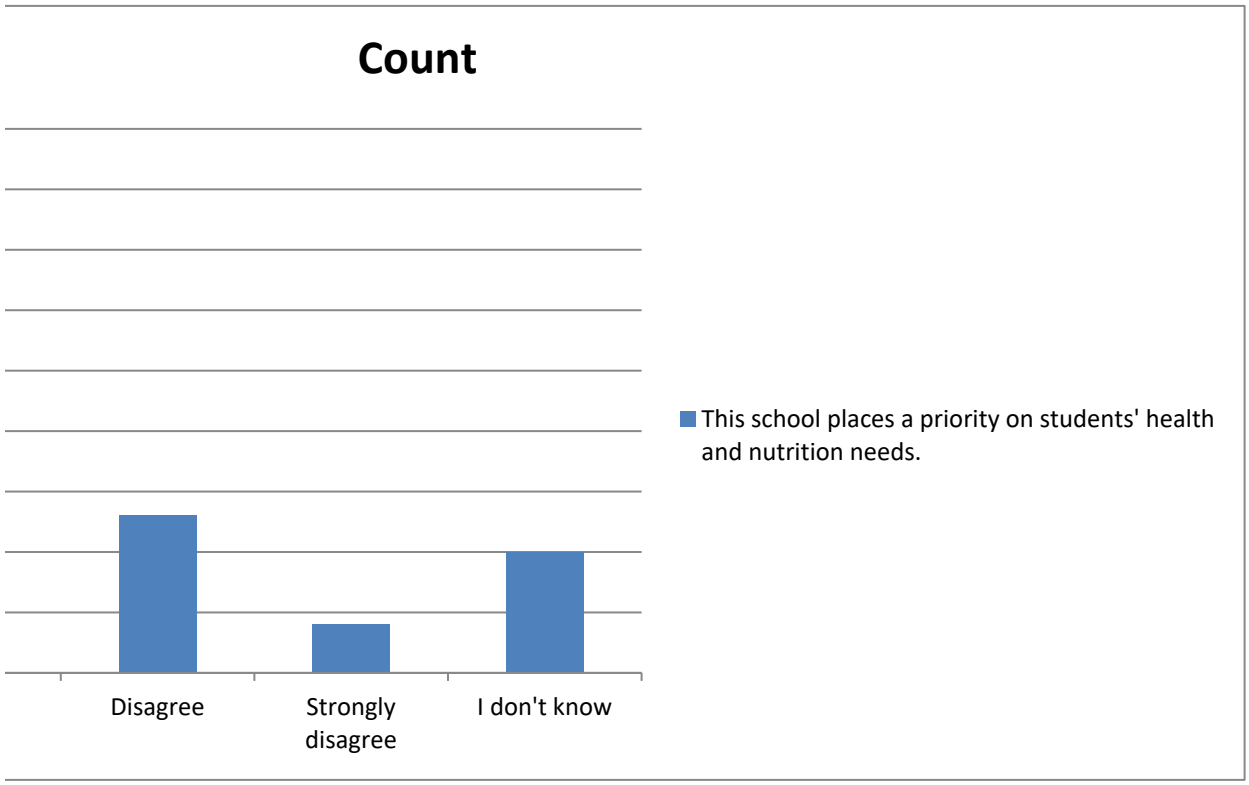

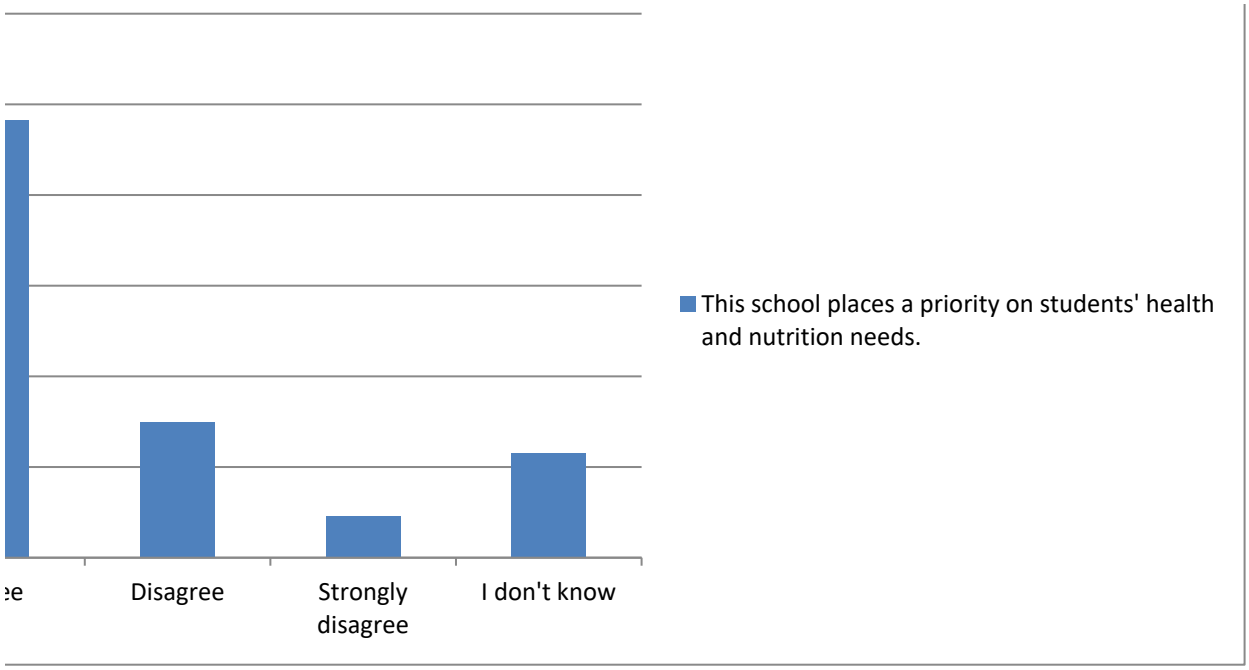
ee
Disagree
Strongly disagree
I don't know
This school places a priority on students' health and nutrition needs.

Summary of This school places a priority on student's physical activity.

Categorical Summary

Sample Size	Number of Distinct Categories
87 of 87	5

This school	Count	Percent of	Confidence Interval (Percent of Data)
Strongly ag	25	28.7%	20.3% to 39.0%
Agree	42	48.3%	38.1% to 58.6%
Disagree	7	8.0%	4.0% to 15.7%
Strongly di	4	4.6%	1.8% to 11.2%
I don't kno	9	10.3%	5.5% to 18.5%

Select a chart and choose "Clustered Column", "100% Stacked Column", or "Pie" chart in Powerpoint or
To create a correct "100% Stacked Column" chart, choose the chart then click "Switch Row/Column" (PC

Count

	This school
Strongly ag	25
Agree	42
Disagree	7
Strongly di	4
I don't kno	9

Percent

	This school places a priority on student's physical activity.
Strongly ag	28.7%
Agree	48.3%
Disagree	8.0%
Strongly di	4.6%
I don't kno	10.3%

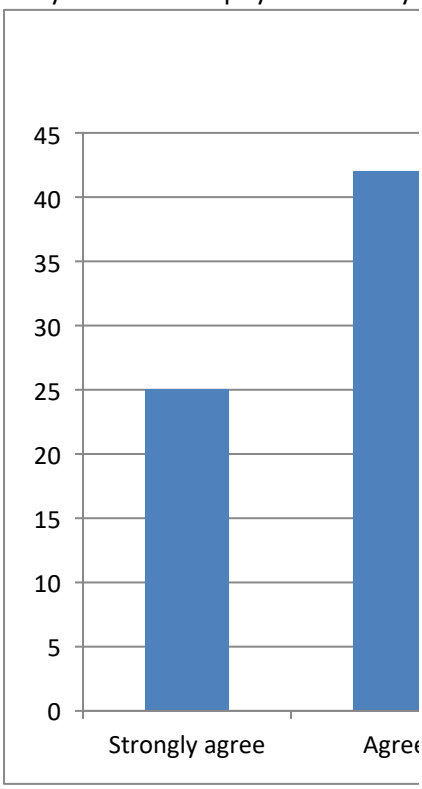

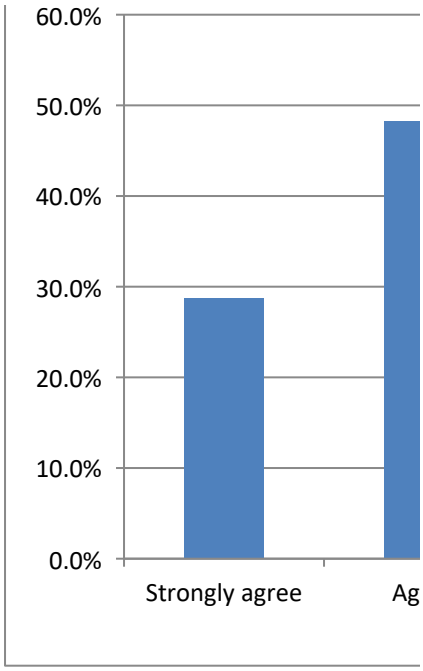
60.0%
50.0%
40.0%
30.0%
20.0%
10.0%
0.0%
Strongly agree
Ag

· Excel, to change the chart type.
C) or "Switch Plot" (Mac) in the chart tools

.

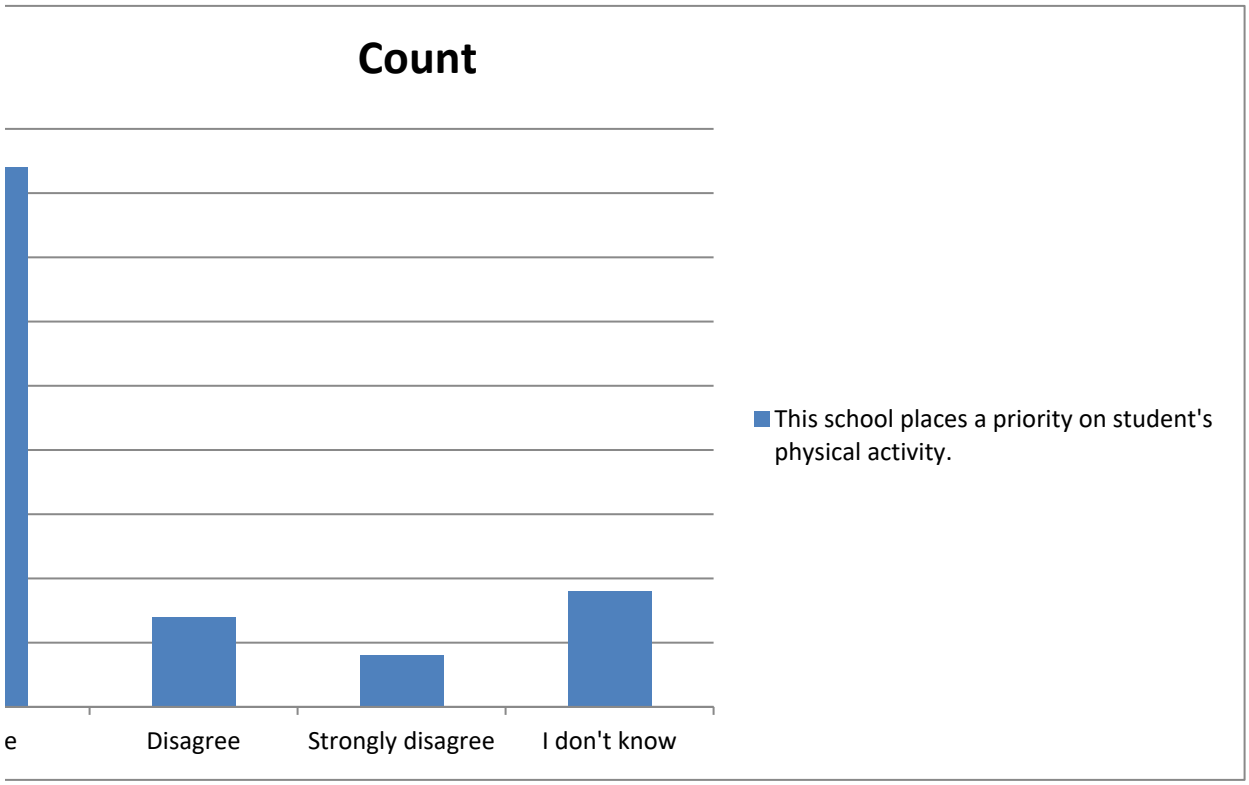

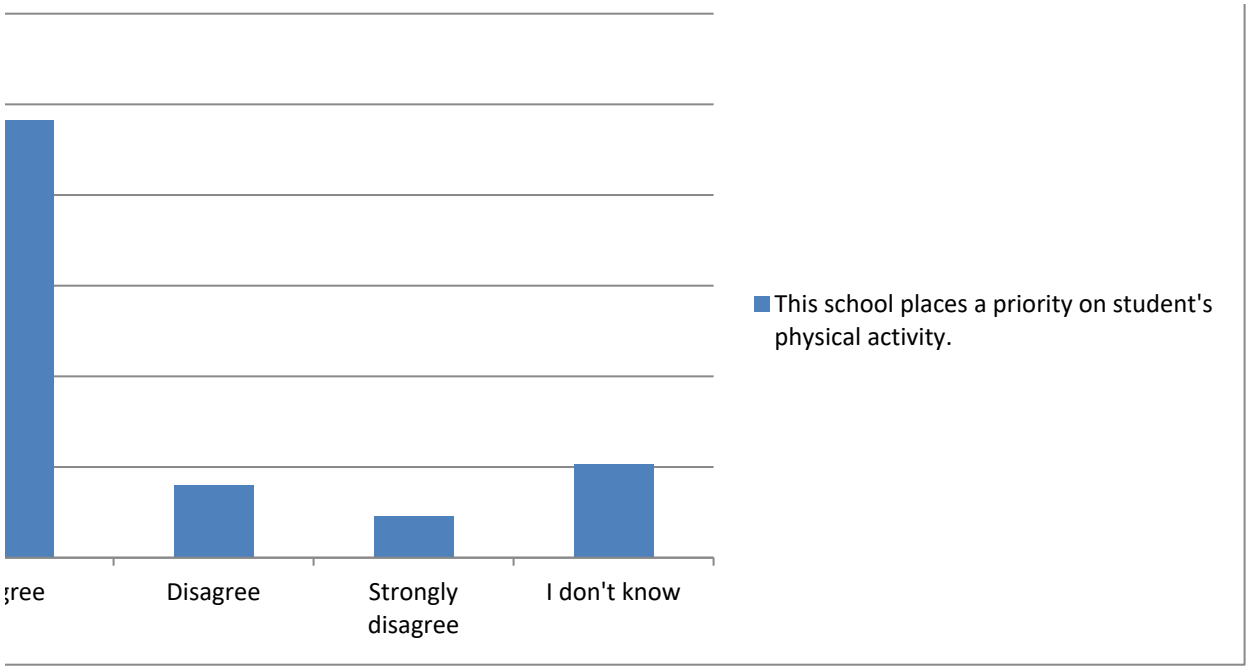
gree
Disagree
Strongly disagree
I don't know
This school places a priority on student's physical activity.

Summary of This school provides the following to help students with social or emotional needs:

Select a chart and choose "Clustered Column", "100% Stacked Column", or "Pie" chart in Powerpoint or

Col %

	Community	Counseling	Informatio	Mental hea	Online support or mat
Yes	26.1%	78.4%	58.6%	27.3%	40.2%
No	36.4%	5.7%	19.5%	30.7%	18.4%
I don't kno	37.5%	15.9%	21.8%	42.0%	41.4%

Count

	Community	Counseling	Informatio	Mental hea	Online support or mat
Yes	23	69	51	24	35
No	32	5	17	27	16
I don't kno	33	14	19	37	36

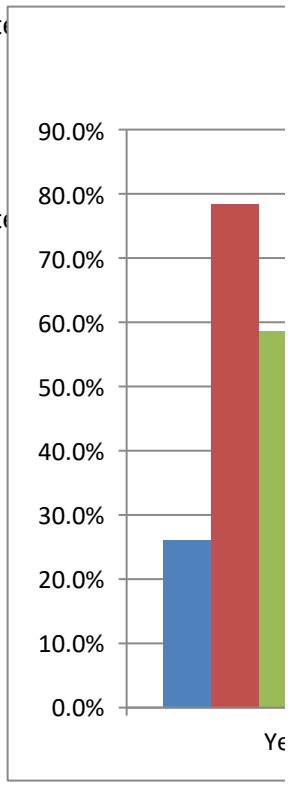

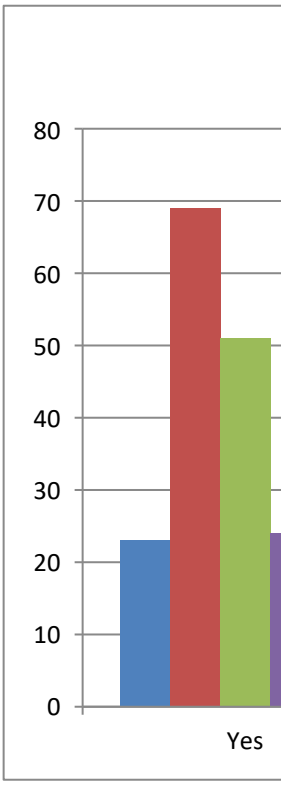

· Excel, to change the chart type.

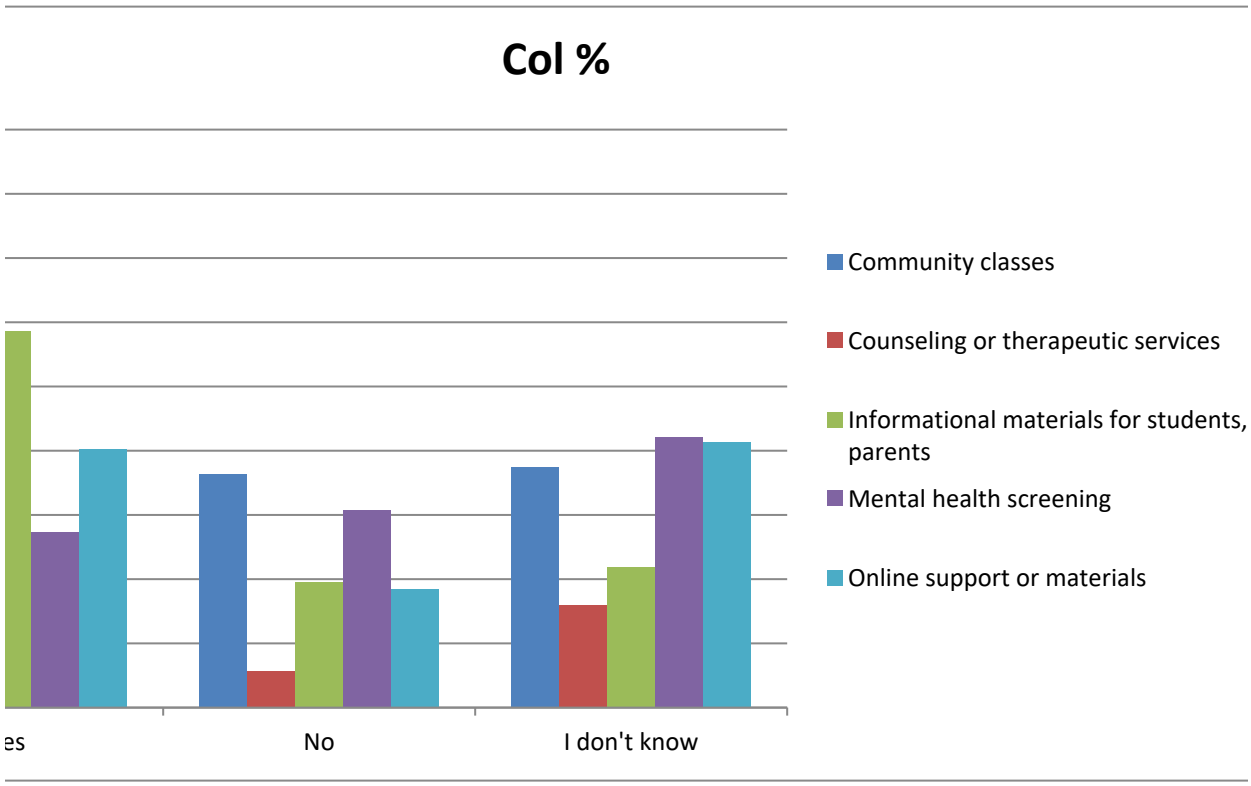

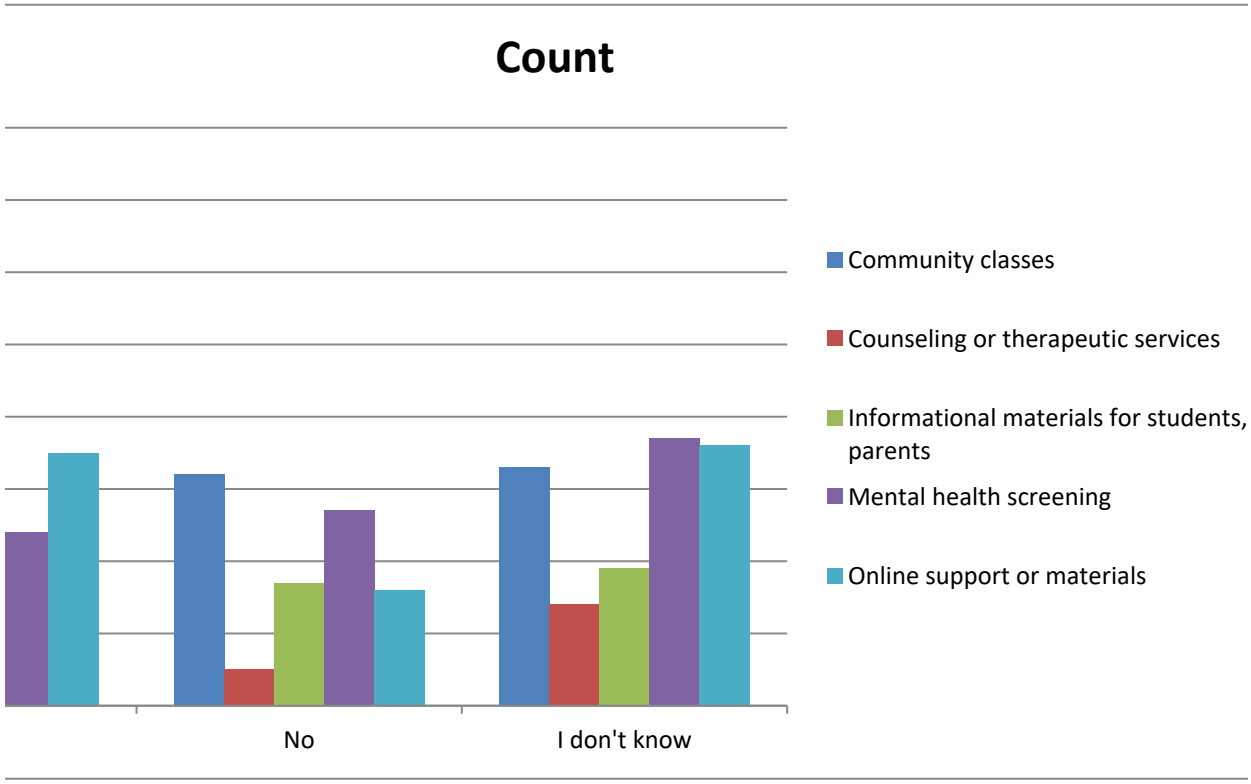

, staff, and

, staff, and

Summary of This school provides the following to help students with social or emotional needs:

Select a chart and choose "Clustered Column", "100% Stacked Column", or "Pie" chart in Powerpoint or

Col %

	Parent edu	Parent Invc	Referral to	Student cu	Teacher training
Yes	25.3%	57.5%	41.9%	46.0%	56.8%
No	41.4%	23.0%	23.3%	24.1%	13.6%
I don't kno	33.3%	19.5%	34.9%	29.9%	29.5%

Count

	Parent edu	Parent Invc	Referral to	Student cu	Teacher training
Yes	22	50	36	40	50
No	36	20	20	21	12
I don't kno	29	17	30	26	26

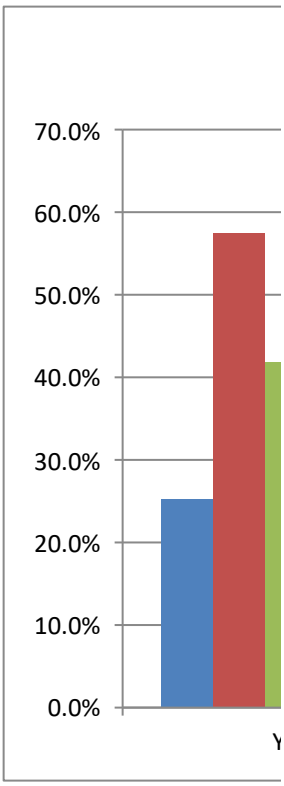

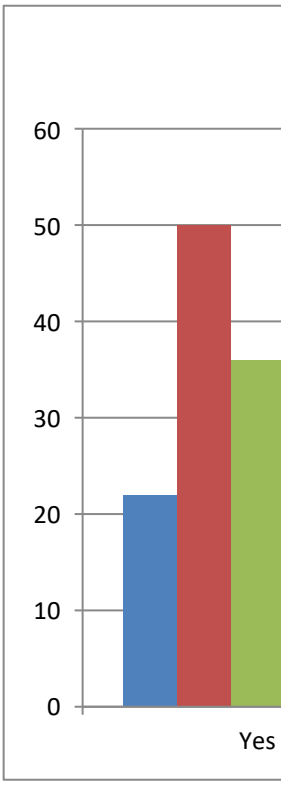

· Excel, to change the chart type.

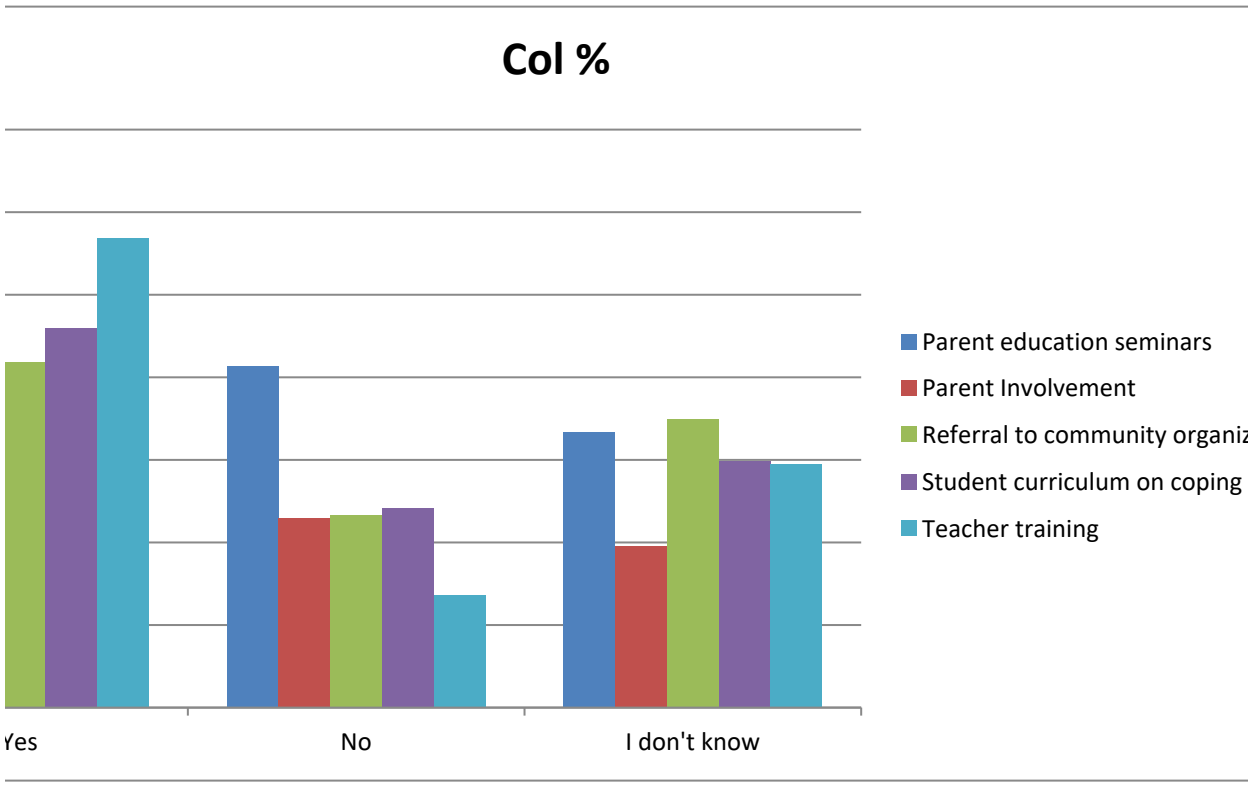

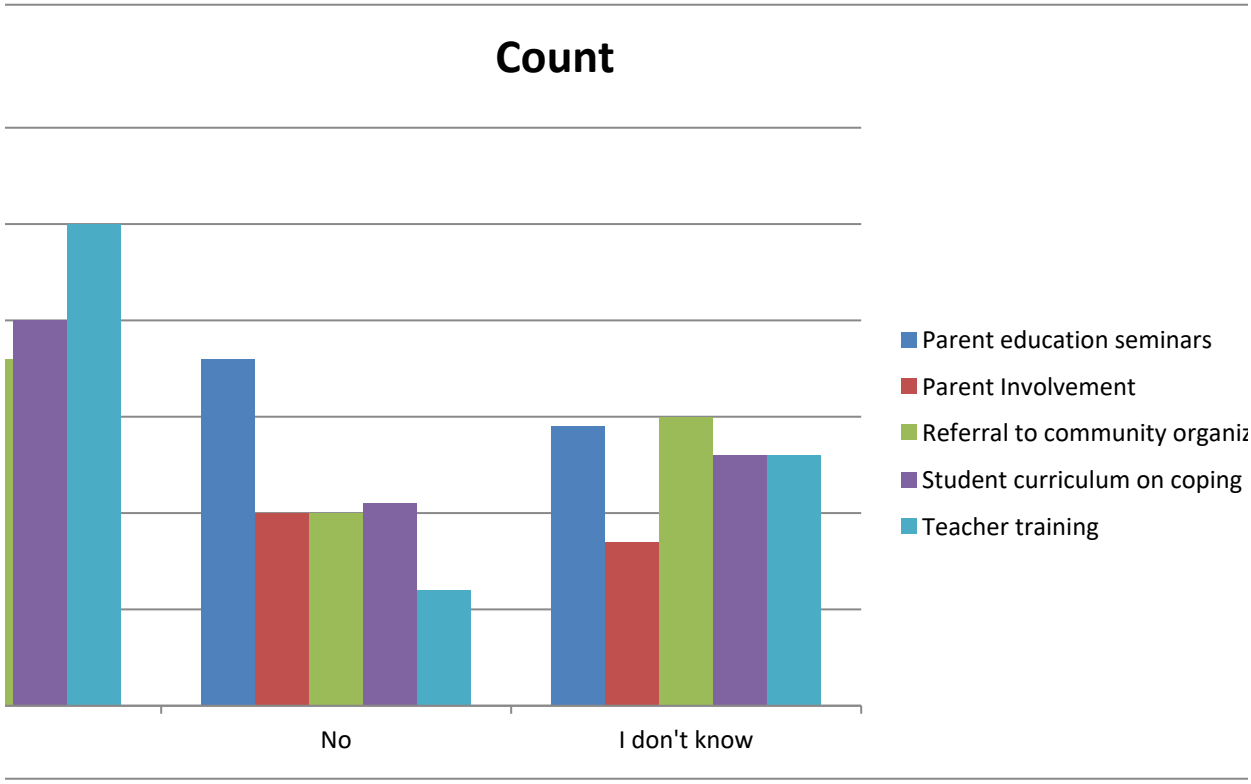

zations

strategies

zations

strategies

Summary of I can go to my School Resource Officer (SRO) for help.

Categorical Summary

Sample Size	Number of Distinct Categories
88 of 88	5

I can go to	Count	Percent of	Confidence Interval (Percent of Data)
Strongly ag	9	10.2%	5.5% to 18.3%
Agree	26	29.5%	21.0% to 39.8%
Disagree	10	11.4%	6.3% to 19.7%
Strongly dis	3	3.4%	1.2% to 9.5%
Not applica	40	45.5%	35.5% to 55.8%

Select a chart and choose "Clustered Column", "100% Stacked Column", or "Pie" chart in Powerpoint or
To create a correct "100% Stacked Column" chart, choose the chart then click "Switch Row/Column" (PC

Count

	I can go to
Strongly ag	9
Agree	26
Disagree	10
Strongly dis	3
Not applica	40

Percent

	I can go to my School Resource Officer (SRO) for help.
Strongly ag	10.2%
Agree	29.5%
Disagree	11.4%
Strongly dis	3.4%
Not applica	45.5%

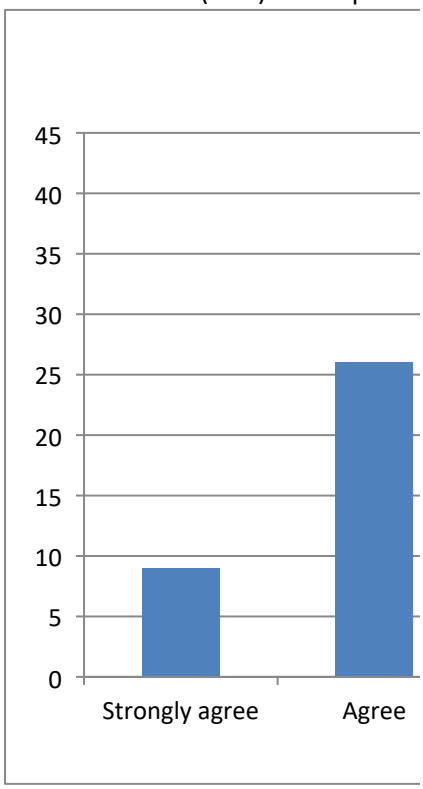

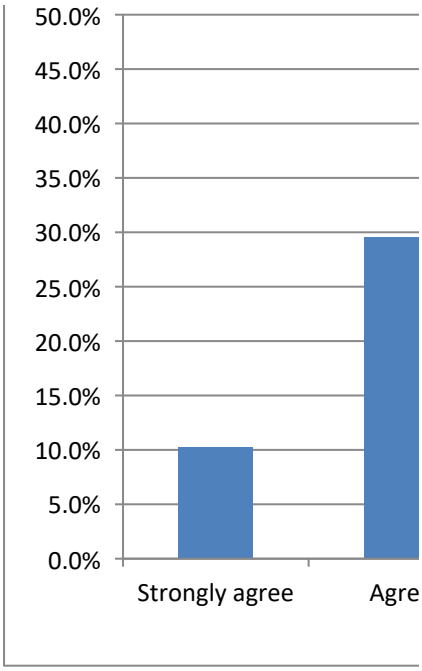
50.0%
45.0%
40.0%
35.0%
30.0%
25.0%
20.0%
15.0%
10.0%
5.0%
0.0%
Strongly agree
Agre

· Excel, to change the chart type.
C) or "Switch Plot" (Mac) in the chart tools

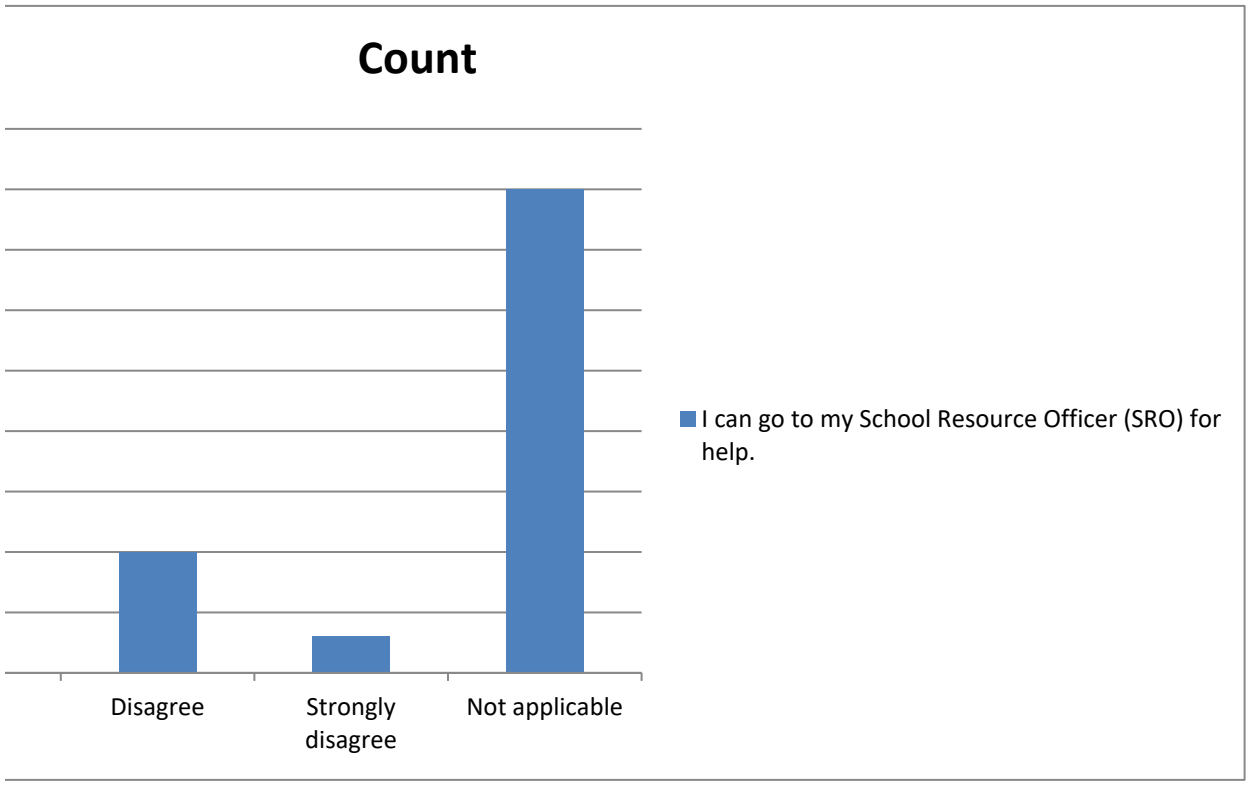

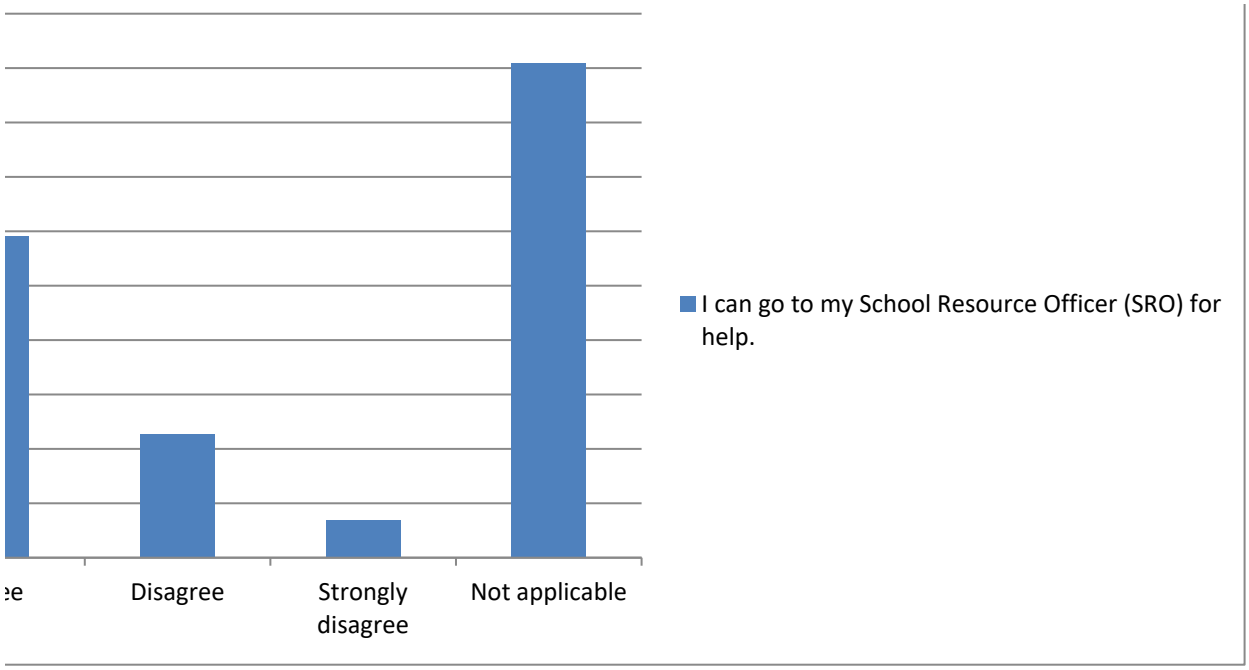
ee
Disagree
Strongly disagree
Not applicable
I can go to my School Resource Officer (SRO) for help.

Summary of I feel safe when I know an SRO is in the school.

Categorical Summary

Sample Siz	Number of Distinct Categories
88 of 88	5

I feel safe v	Count	Percent of	Confidence Interval (Percent of Data)
Strongly ag	13	14.8%	8.8% to 23.7%
Agree	28	31.8%	23.0% to 42.1%
Disagree	6	6.8%	3.2% to 14.1%
Strongly di	1	1.1%	0.2% to 6.2%
Not applica	40	45.5%	35.5% to 55.8%

Select a chart and choose "Clustered Column", "100% Stacked Column", or "Pie" chart in Powerpoint or
To create a correct "100% Stacked Column" chart, choose the chart then click "Switch Row/Column" (PC

Count

	I feel safe v
Strongly ag	13
Agree	28
Disagree	6
Strongly di	1
Not applica	40

Percent

	I feel safe when I know an SRO is in the school.
Strongly ag	14.8%
Agree	31.8%
Disagree	6.8%
Strongly di	1.1%
Not applica	45.5%

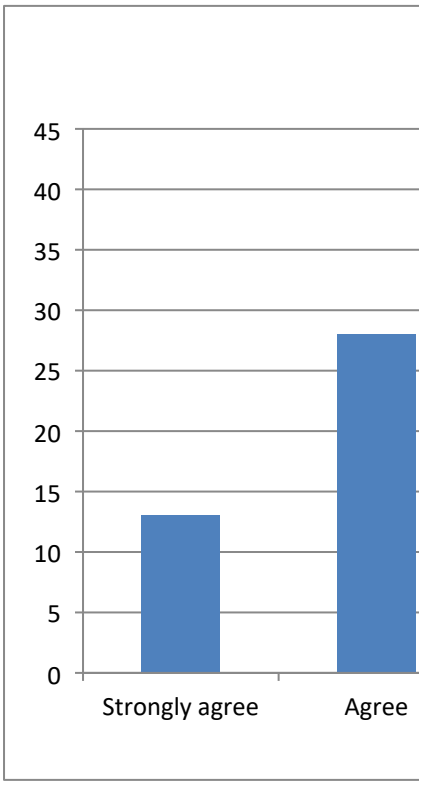

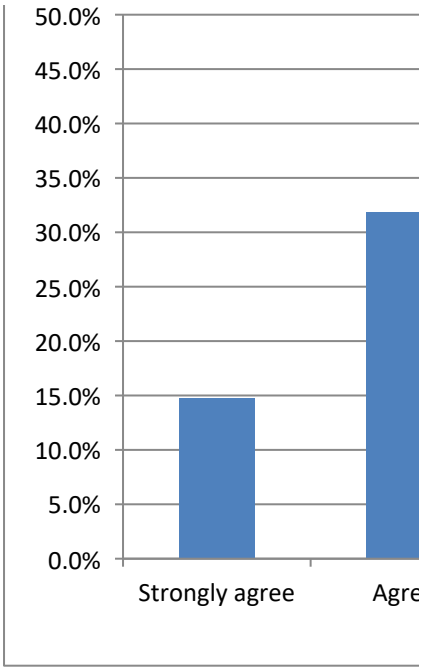
50.0%
45.0%
40.0%
35.0%
30.0%
25.0%
20.0%
15.0%
10.0%
5.0%
0.0%
Strongly agree
Agre

· Excel, to change the chart type.
C) or "Switch Plot" (Mac) in the chart tools

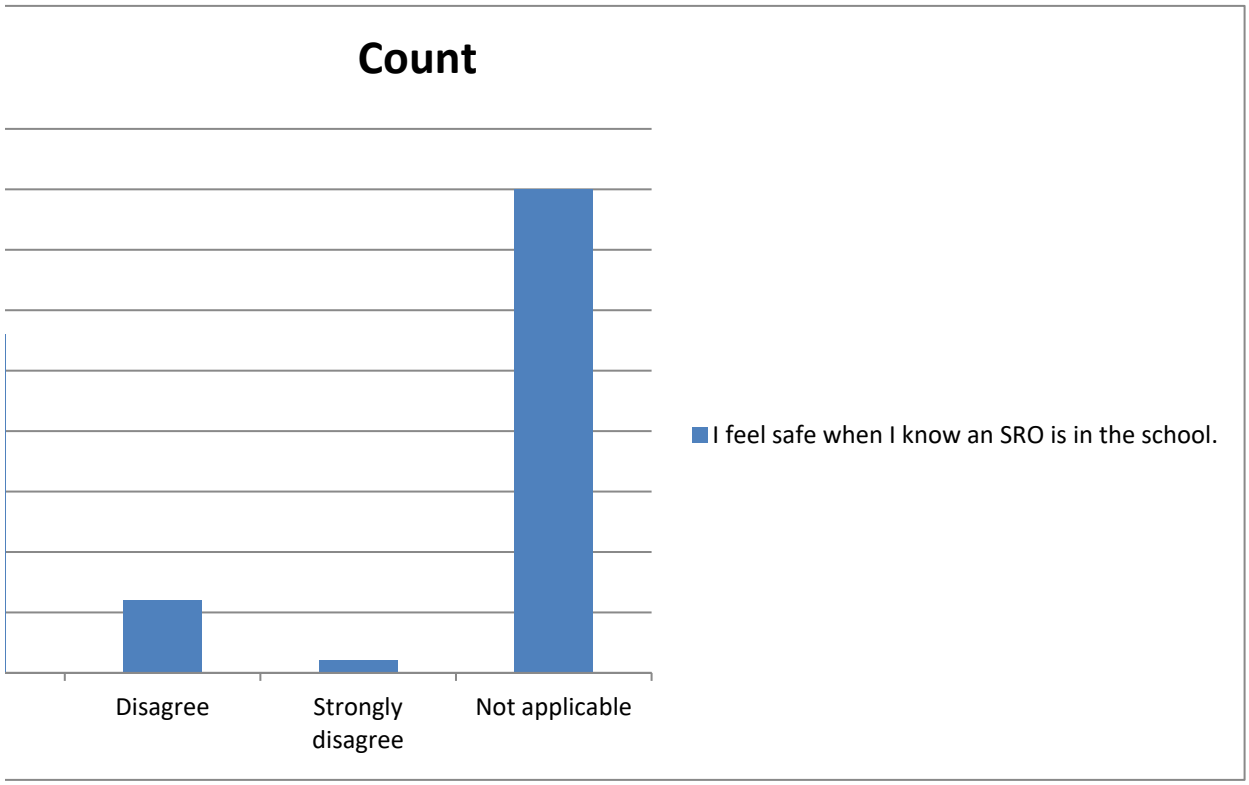

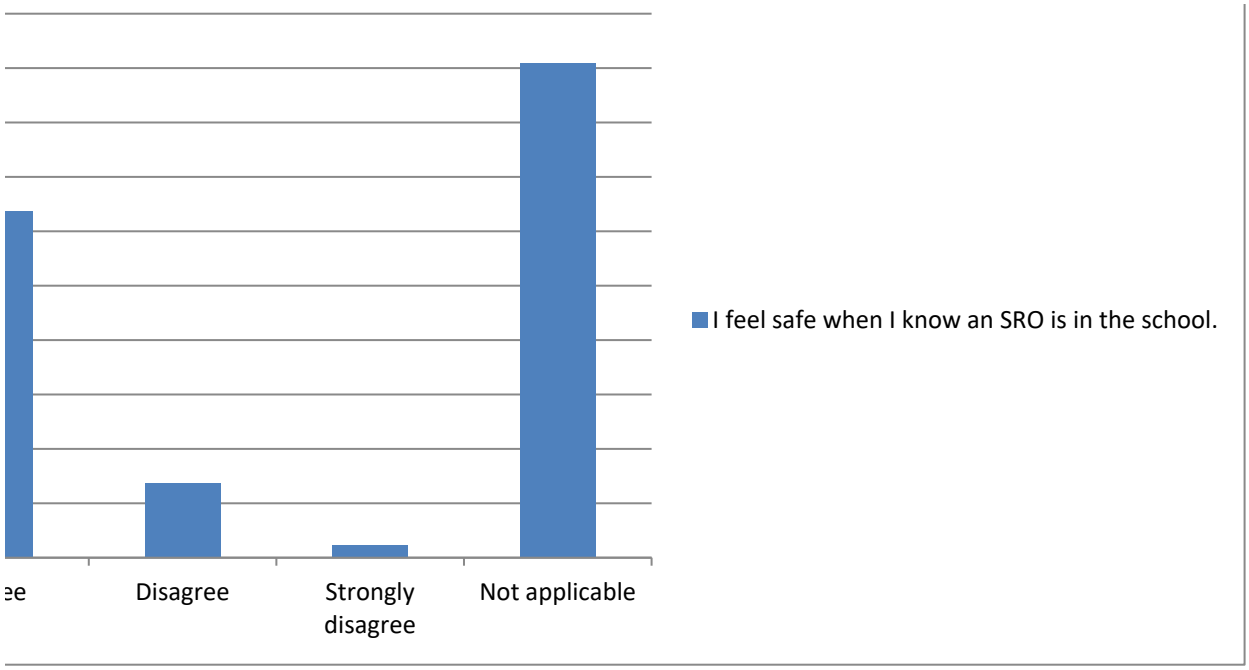
ee
Disagree
Strongly disagree
Not applicable
I feel safe when I know an SRO is in the school.

Summary of I know the role of the School Resource Officer (SRO) as part of our staff.

Categorical Summary

Sample Siz	Number of Distinct Categories
53 of 53	3

I know the	Count	Percent of	Confidence Interval (Percent of Data)
Yes	15	28.3%	18.0% to 41.6%
No	14	26.4%	16.4% to 39.6%
Not applica	24	45.3%	32.7% to 58.5%

Select a chart and choose "Clustered Column", "100% Stacked Column", or "Pie" chart in Powerpoint or
To create a correct "100% Stacked Column" chart, choose the chart then click "Switch Row/Column" (PC

Count

	I know the
Yes	15
No	14
Not applica	24

Percent

	I know the role of the School Resource Officer (SRO) as pa
Yes	28.3%
No	26.4%
Not applica	45.3%

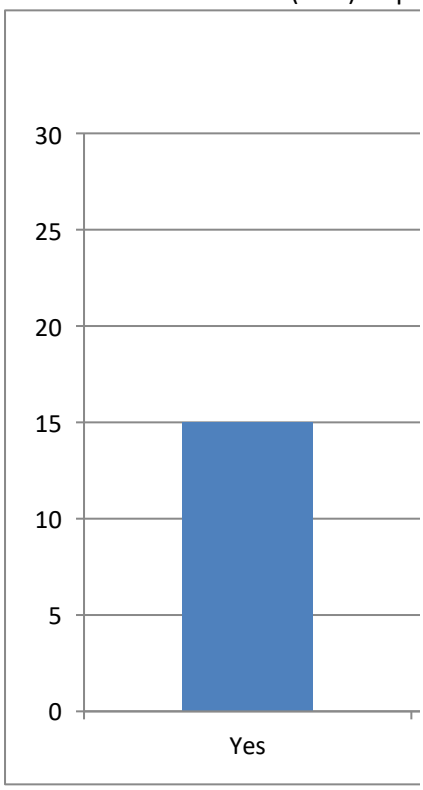

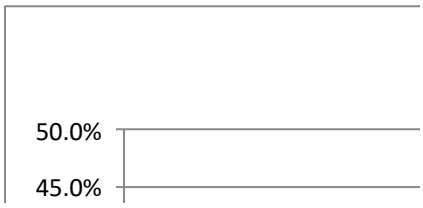

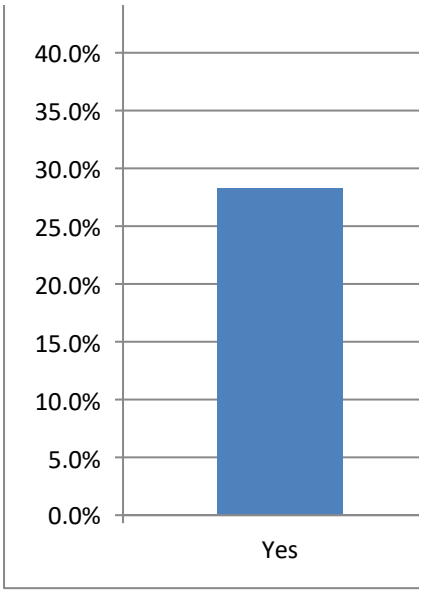
40.0%
35.0%
30.0%
25.0%
20.0%
15.0%
10.0%
5.0%
0.0%
Yes

· Excel, to change the chart type.
C) or "Switch Plot" (Mac) in the chart tools

art of our staff.

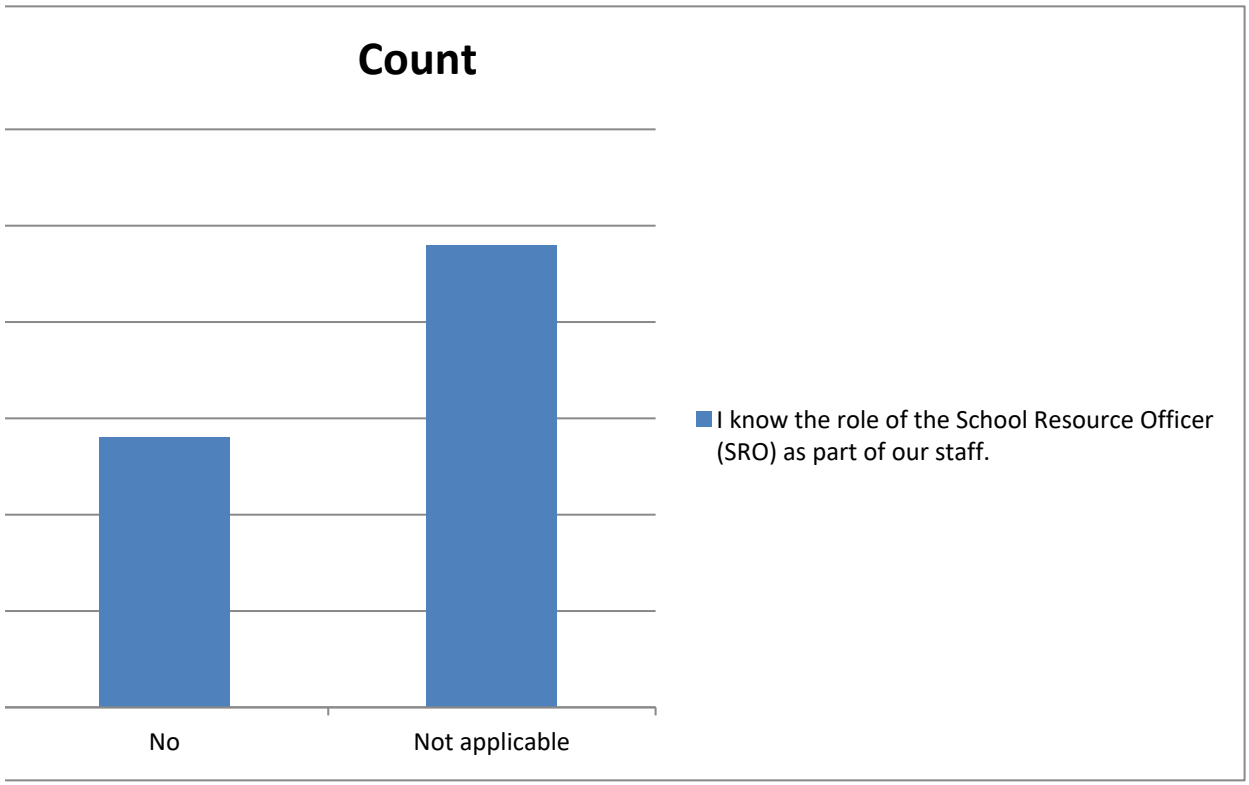

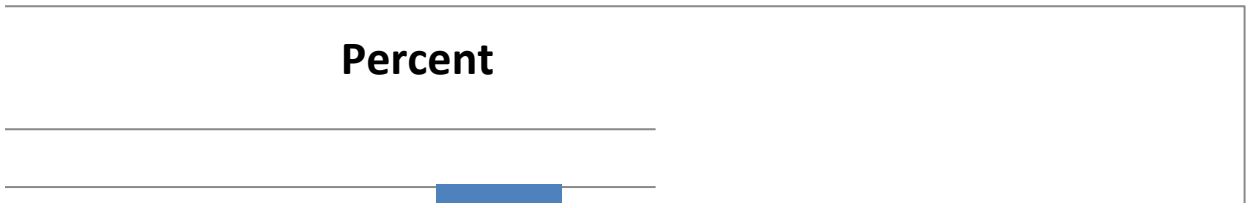

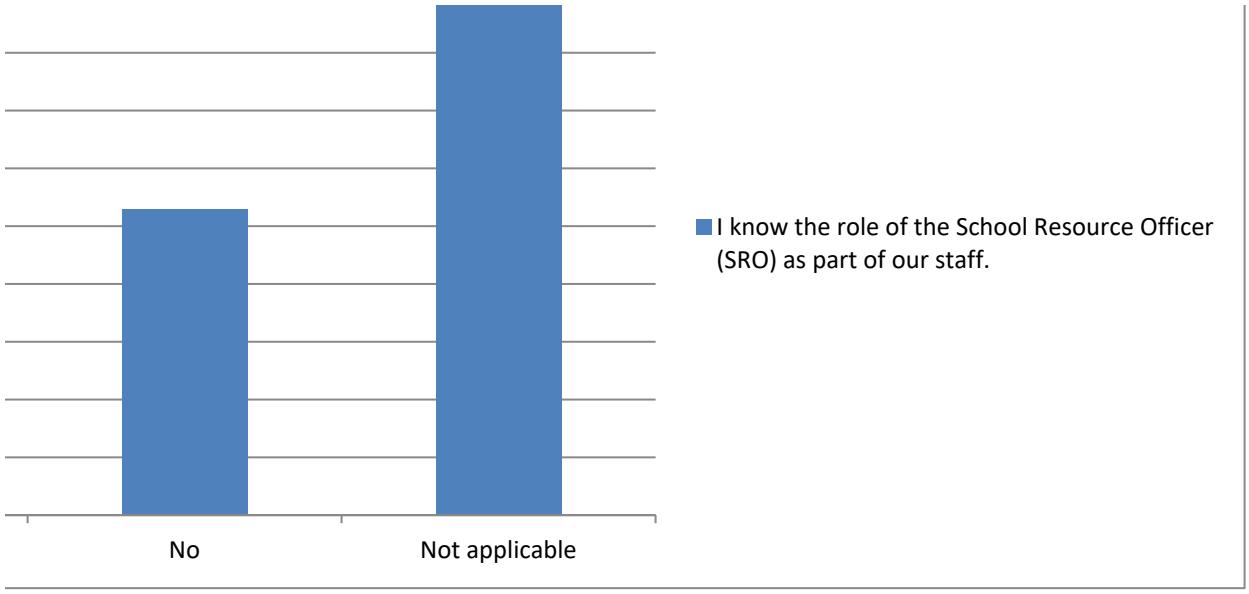
No
Not applicable
I know the role of the School Resource Officer (SRO) as part of our staff.

Summary of This school provides students with opportunities to take a lead role in organizing programs

Categorical Summary

Sample Siz	Number of Distinct Categories
53 of 53	4

This school	Count	Percent of	Confidence Interval (Percent of Data)
Strongly ag	15	28.3%	18.0% to 41.6%
Agree	19	35.8%	24.3% to 49.3%
Disagree	8	15.1%	7.9% to 27.1%
I don't kno	11	20.8%	12.0% to 33.5%

Select a chart and choose "Clustered Column", "100% Stacked Column", or "Pie" chart in Powerpoint or
To create a correct "100% Stacked Column" chart, choose the chart then click "Switch Row/Column" (P

Count

	This school
Strongly ag	15
Agree	19
Disagree	8
I don't kno	11

Percent

	This school provides students with opportunities to take a
Strongly ag	28.3%
Agree	35.8%
Disagree	15.1%
I don't kno	20.8%

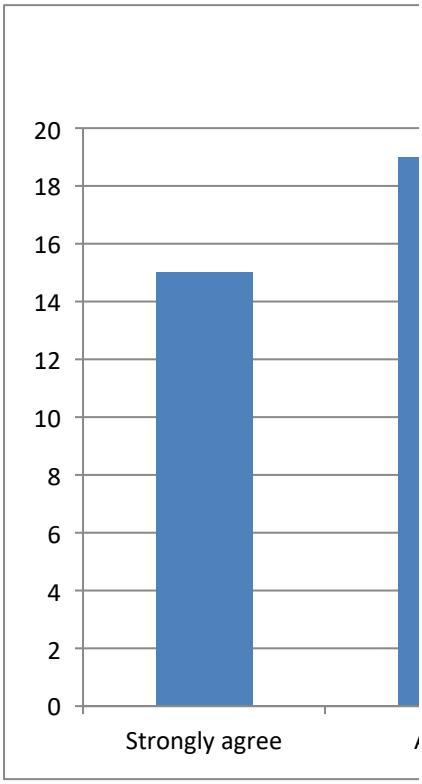

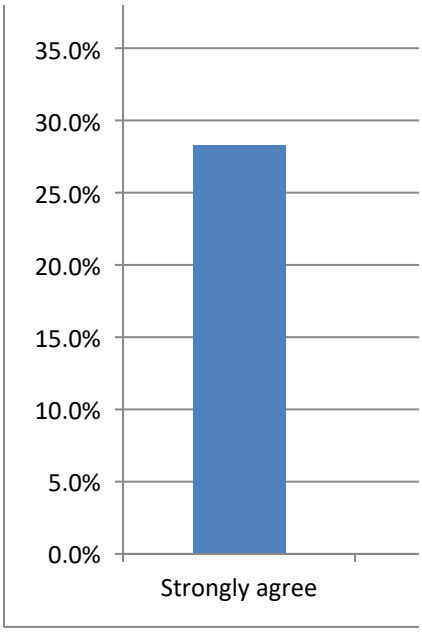
35.0%
30.0%
25.0%
20.0%
15.0%
10.0%
5.0%
0.0%
Strongly agree

; and activities.

· Excel, to change the chart type.
C) or "Switch Plot" (Mac) in the chart tools

a lead role in organizing programs and activities.

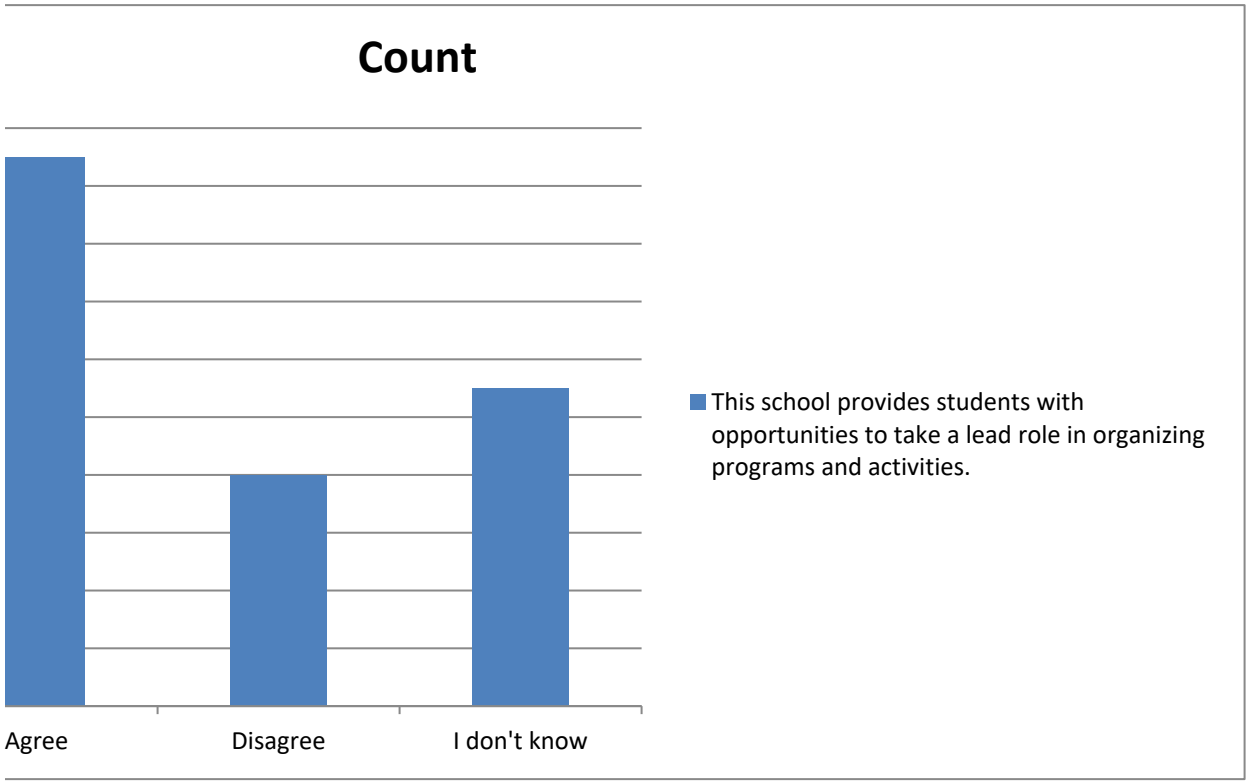

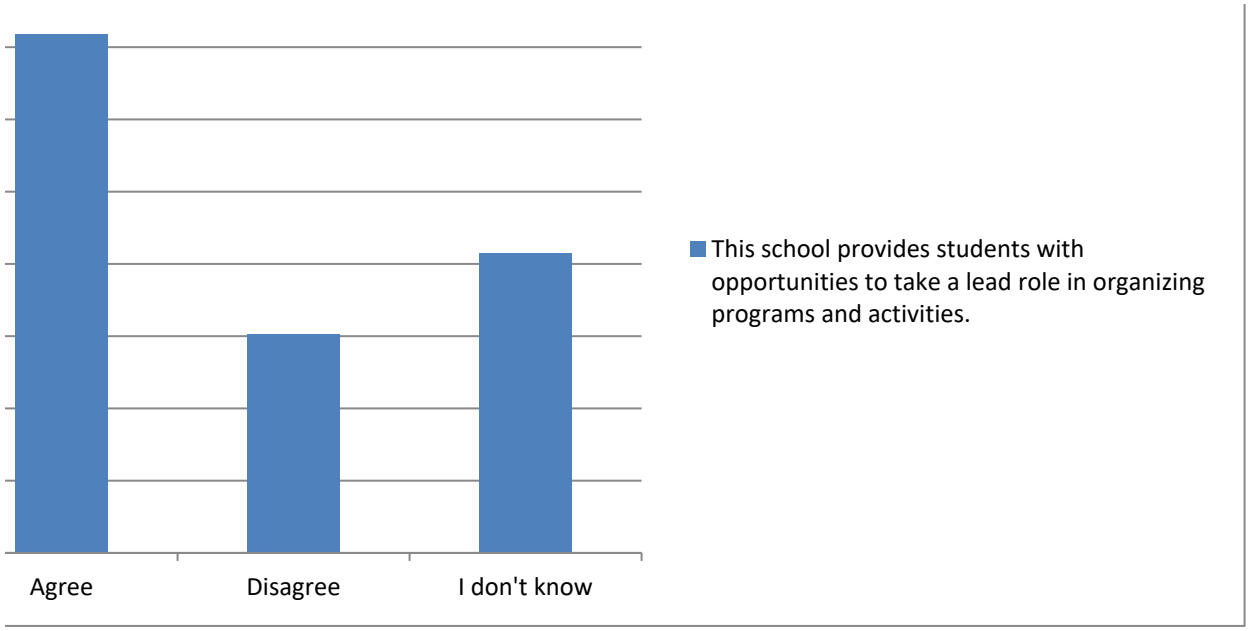
Agree
Disagree
I don't know
This school provides students with opportunities to take a lead role in organizing programs and activities.

Summary of Staff at this school have informal opportunities to influence what happens within the schoo

Categorical Summary

Sample Size	Number of Distinct Categories
53 of 53	5

Staff at this	Count	Percent of	Confidence Interval (Percent of Data)
Strongly ag	14	26.4%	16.4% to 39.6%
Agree	27	50.9%	37.9% to 63.9%
Disagree	5	9.4%	4.1% to 20.3%
Strongly dis	2	3.8%	1.0% to 12.8%
I don't know	5	9.4%	4.1% to 20.3%

Select a chart and choose "Clustered Column", "100% Stacked Column", or "Pie" chart in Powerpoint or
To create a correct "100% Stacked Column" chart, choose the chart then click "Switch Row/Column" (PC

Count

	Staff at this
Strongly ag	14
Agree	27
Disagree	5
Strongly dis	2
I don't know	5

Percent

	Staff at this school have informal opportunities to influen
Strongly ag	26.4%
Agree	50.9%
Disagree	9.4%
Strongly dis	3.8%
I don't know	9.4%

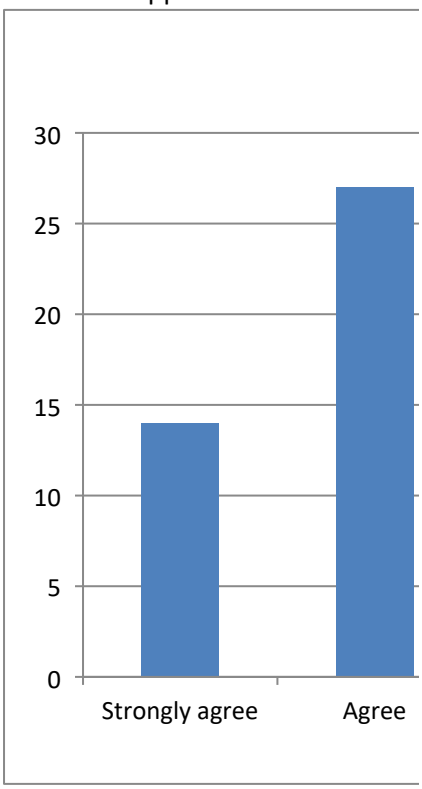

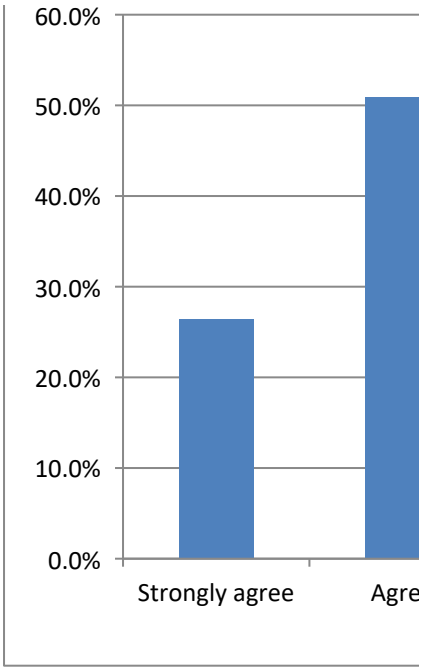
60.0%
50.0%
40.0%
30.0%
20.0%
10.0%
0.0%
Strongly agree
Agre

ol.

· Excel, to change the chart type.
C) or "Switch Plot" (Mac) in the chart tools

ce what happens within the school.

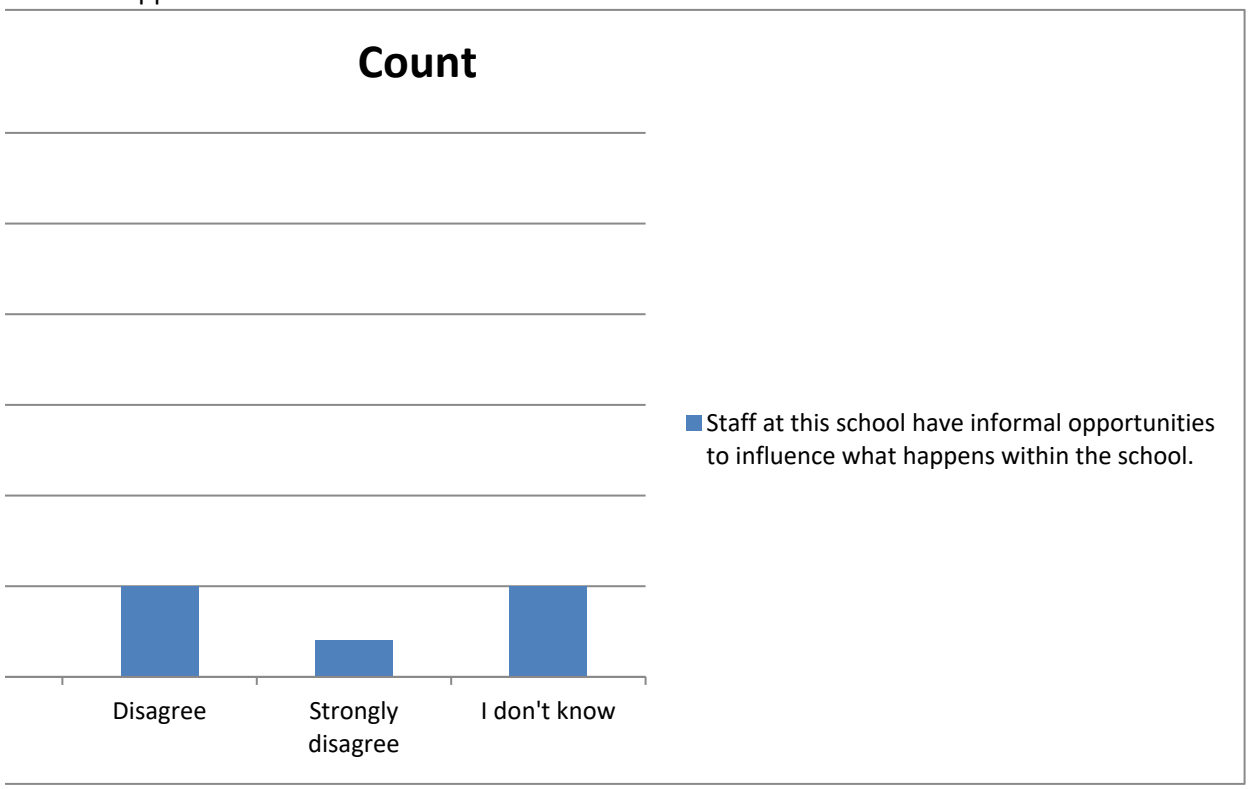

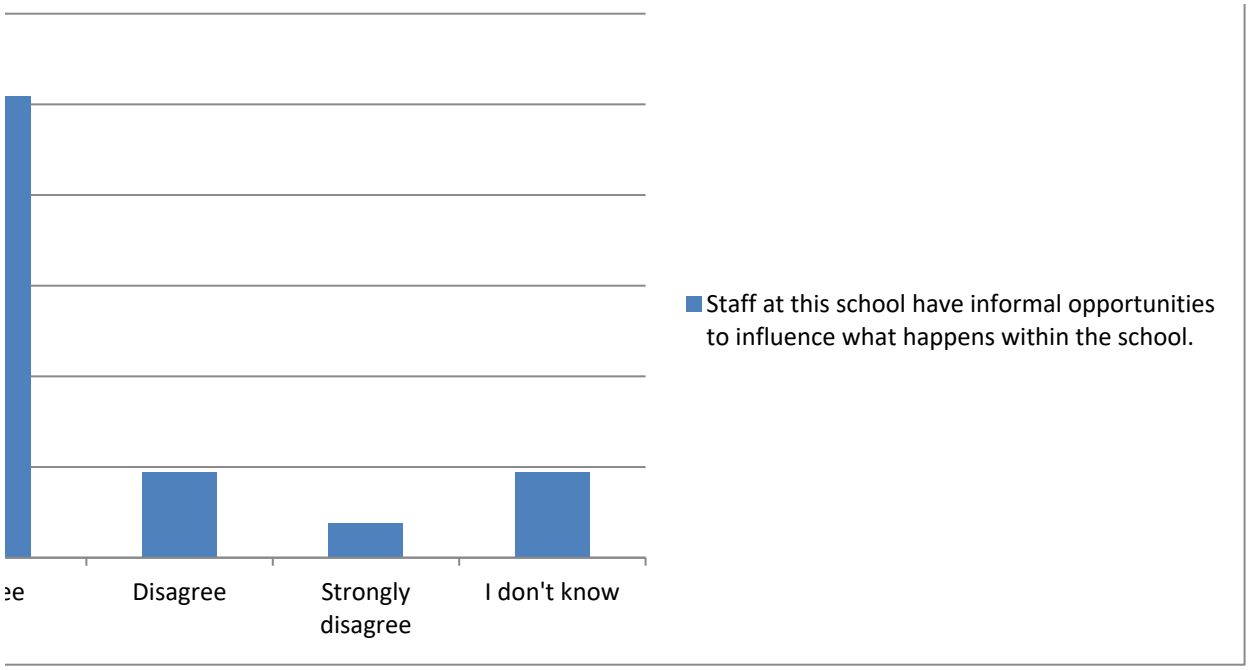
ee
Disagree
Strongly disagree
I don't know
Staff at this school have informal opportunities to influence what happens within the school.

Summary of Staff get recognized for doing a good job.

Categorical Summary

Sample Siz	Number of Distinct Categories
53 of 53	5

Staff get re	Count	Percent of	Confidence Interval (Percent of Data)
Strongly ag	12	22.6%	13.5% to 35.5%
Agree	24	45.3%	32.7% to 58.5%
Disagree	9	17.0%	9.2% to 29.2%
Strongly di	4	7.5%	3.0% to 17.9%
I don't kno	4	7.5%	3.0% to 17.9%

Select a chart and choose "Clustered Column", "100% Stacked Column", or "Pie" chart in Powerpoint or
To create a correct "100% Stacked Column" chart, choose the chart then click "Switch Row/Column" (PC

Count

	Staff get re
Strongly ag	12
Agree	24
Disagree	9
Strongly di	4
I don't kno	4

Percent

	Staff get recognized for doing a good job.
Strongly ag	22.6%
Agree	45.3%
Disagree	17.0%
Strongly di	7.5%
I don't kno	7.5%

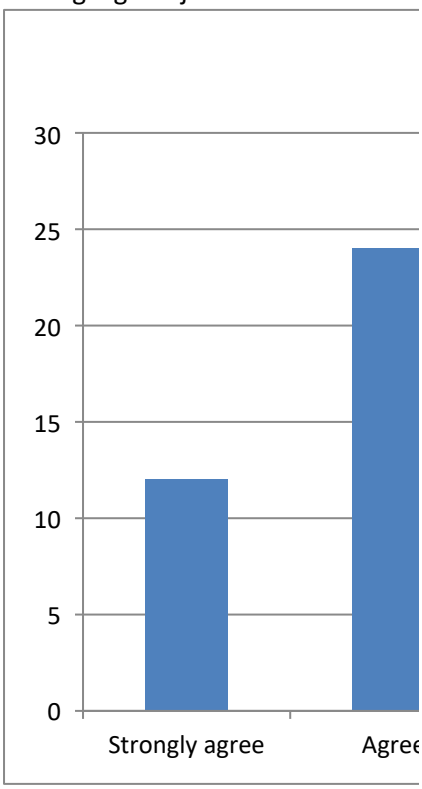

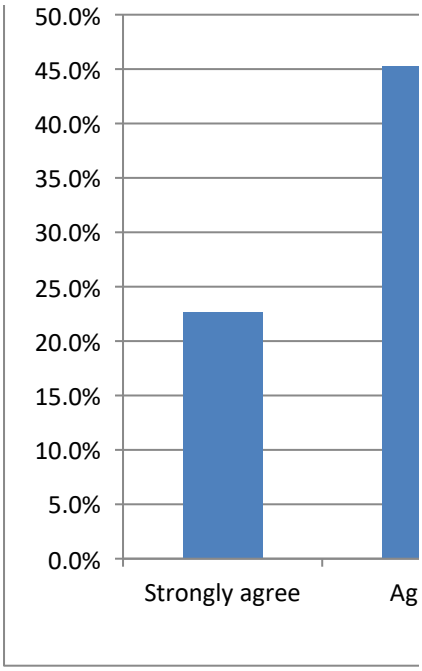
50.0%
45.0%
40.0%
35.0%
30.0%
25.0%
20.0%
15.0%
10.0%
5.0%
0.0%
Strongly agree
Ag

· Excel, to change the chart type.
C) or "Switch Plot" (Mac) in the chart tools

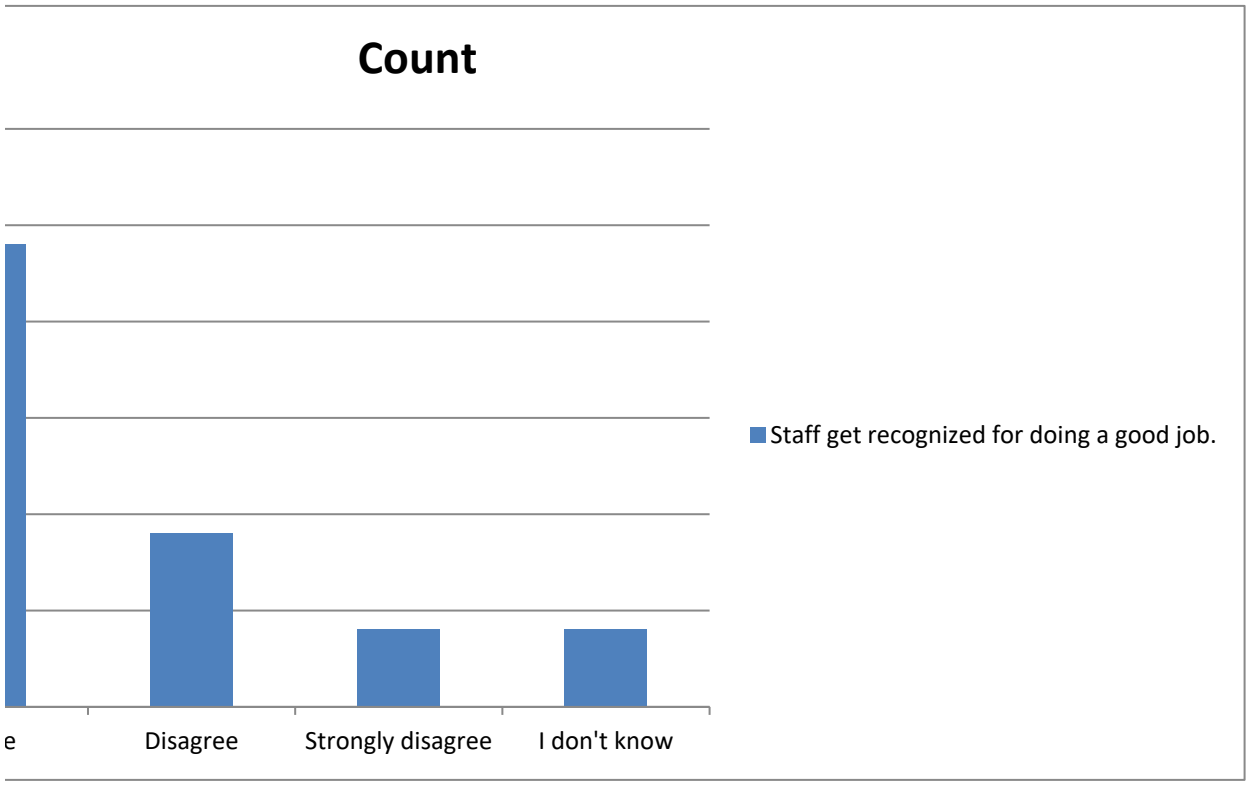

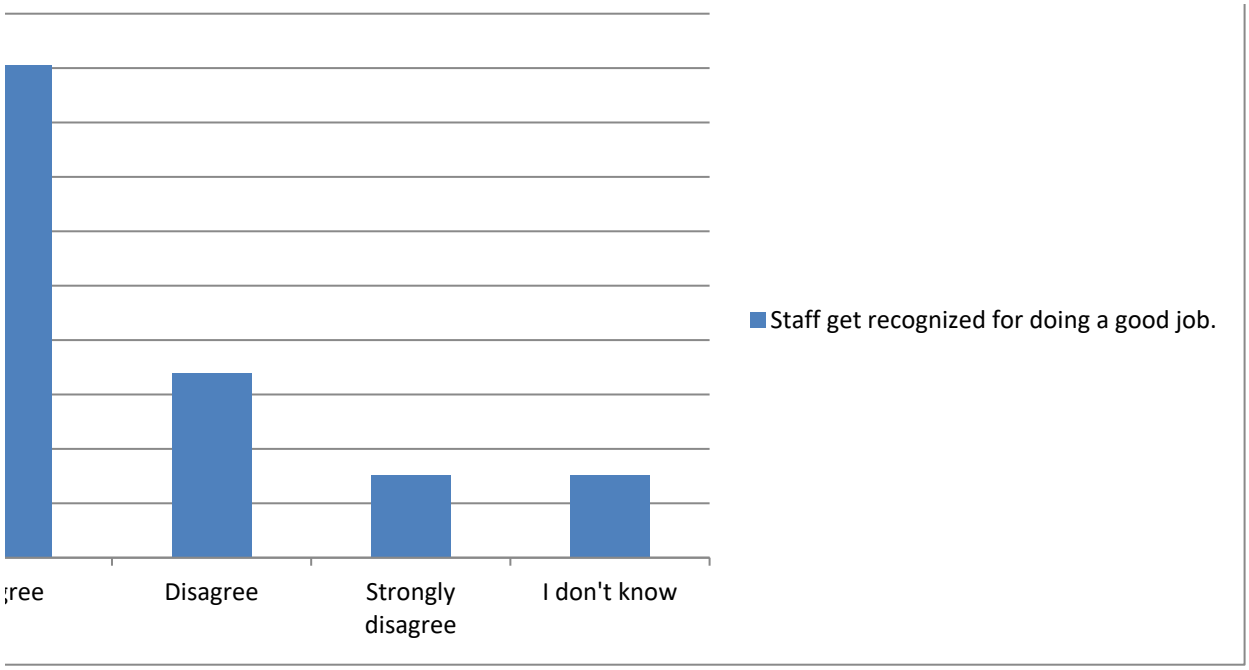
gree
Disagree
Strongly disagree
I don't know
Staff get recognized for doing a good job.

Summary of Members of our school staff work to create a safe and welcoming environment for all stud

Categorical Summary

Sample Siz	Number of Distinct Categories
53 of 53	5

Members c	Count	Percent of	Confidence Interval (Percent of Data)
Strongly ag	24	45.3%	32.7% to 58.5%
Agree	22	41.5%	29.3% to 54.9%
Disagree	2	3.8%	1.0% to 12.8%
Strongly di	3	5.7%	1.9% to 15.4%
I don't kno	2	3.8%	1.0% to 12.8%

Select a chart and choose "Clustered Column", "100% Stacked Column", or "Pie" chart in Powerpoint or
To create a correct "100% Stacked Column" chart, choose the chart then click "Switch Row/Column" (PC

Count

	Members c
Strongly ag	24
Agree	22
Disagree	2
Strongly di	3
I don't kno	2

Percent

	Members of our school staff work to create a safe and we
Strongly ag	45.3%
Agree	41.5%
Disagree	3.8%
Strongly di	5.7%
I don't kno	3.8%

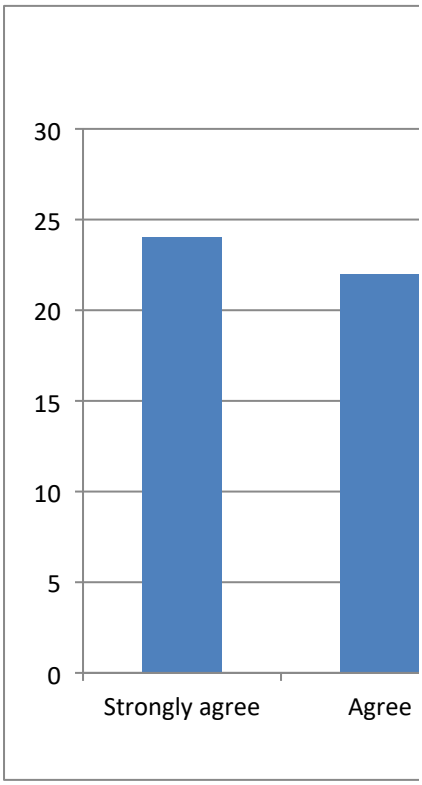

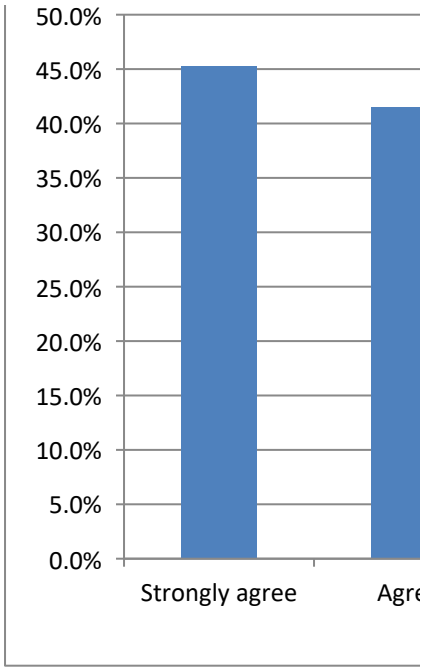
50.0%
45.0%
40.0%
35.0%
30.0%
25.0%
20.0%
15.0%
10.0%
5.0%
0.0%
Strongly agree
Agre

ents.

· Excel, to change the chart type.
C) or "Switch Plot" (Mac) in the chart tools

elcoming environment for all students.

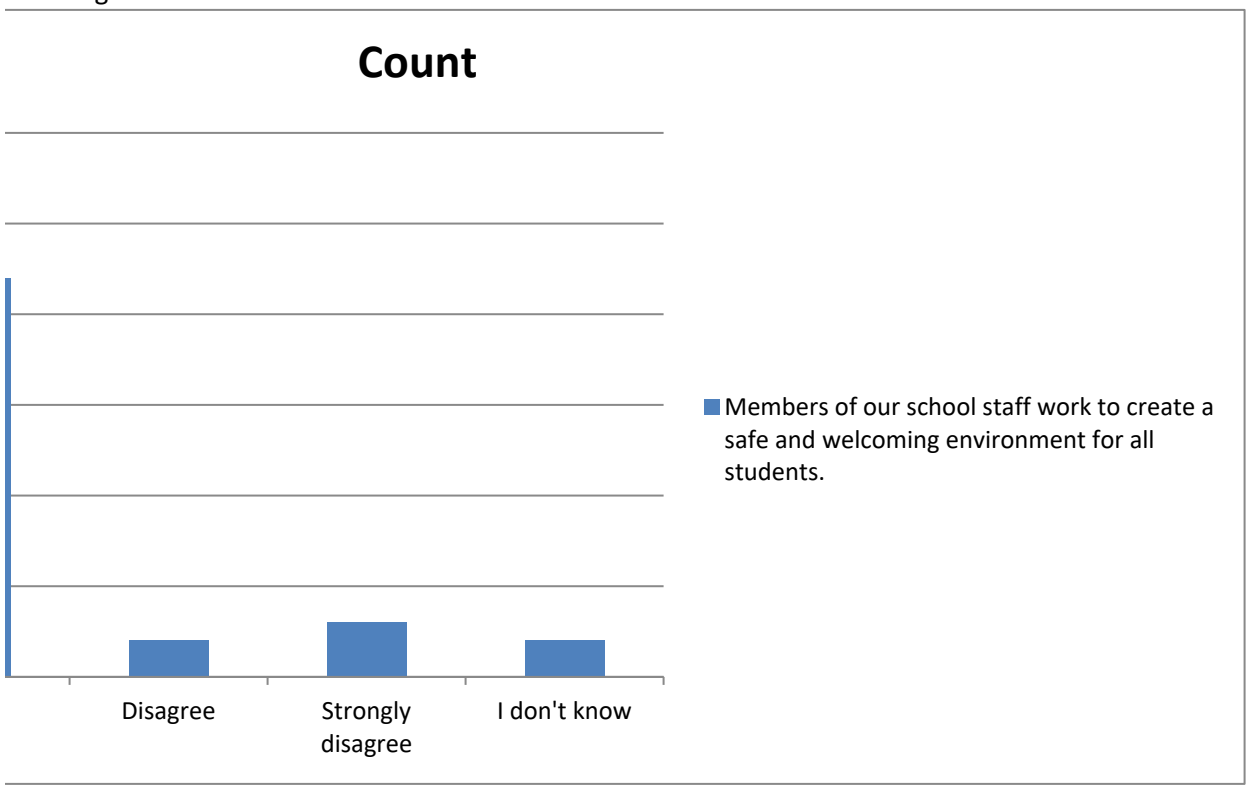

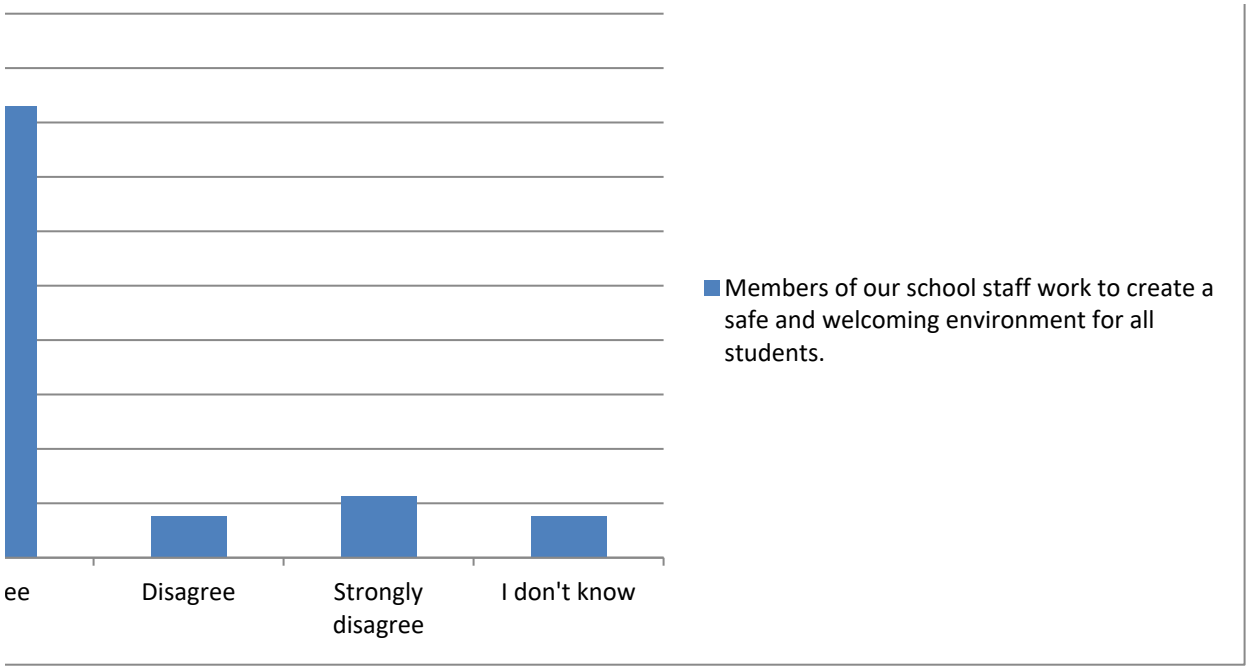
ee
Disagree
Strongly disagree
I don't know
Members of our school staff work to create a safe and welcoming environment for all students.

Summary of I feel like I belong.

Categorical Summary

Sample Siz	Average	Median	Number of Distinct Categories
53 of 53	3.169811	3	4

Recode	I feel like I l	Count	Percent of	Confidence Interval (Percent of Data)
4	Strongly ag	20	37.7%	25.9% to 51.2%
3	Agree	24	45.3%	32.7% to 58.5%
2	Disagree	7	13.2%	6.5% to 24.8%
1	Strongly di	2	3.8%	1.0% to 12.8%

Select a chart and choose "Clustered Column", "100% Stacked Column", or "Pie" chart in Powerpoint or
To create a correct "100% Stacked Column" chart, choose the chart then click "Switch Row/Column" (PC

Recode	Count		Percent	
	I feel like I l		I feel like I belong.	
4	Strongly ag	20	Strongly ag	37.7%
3	Agree	24	Agree	45.3%
2	Disagree	7	Disagree	13.2%
1	Strongly di	2	Strongly di	3.8%

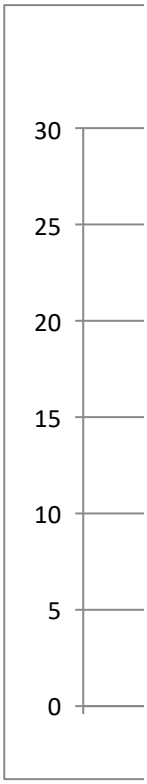

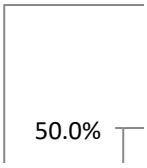


45.0%
40.0%
35.0%
30.0%
25.0%
20.0%
15.0%
10.0%
5.0%
0.0%

· Excel, to change the chart type.
C) or "Switch Plot" (Mac) in the chart tools

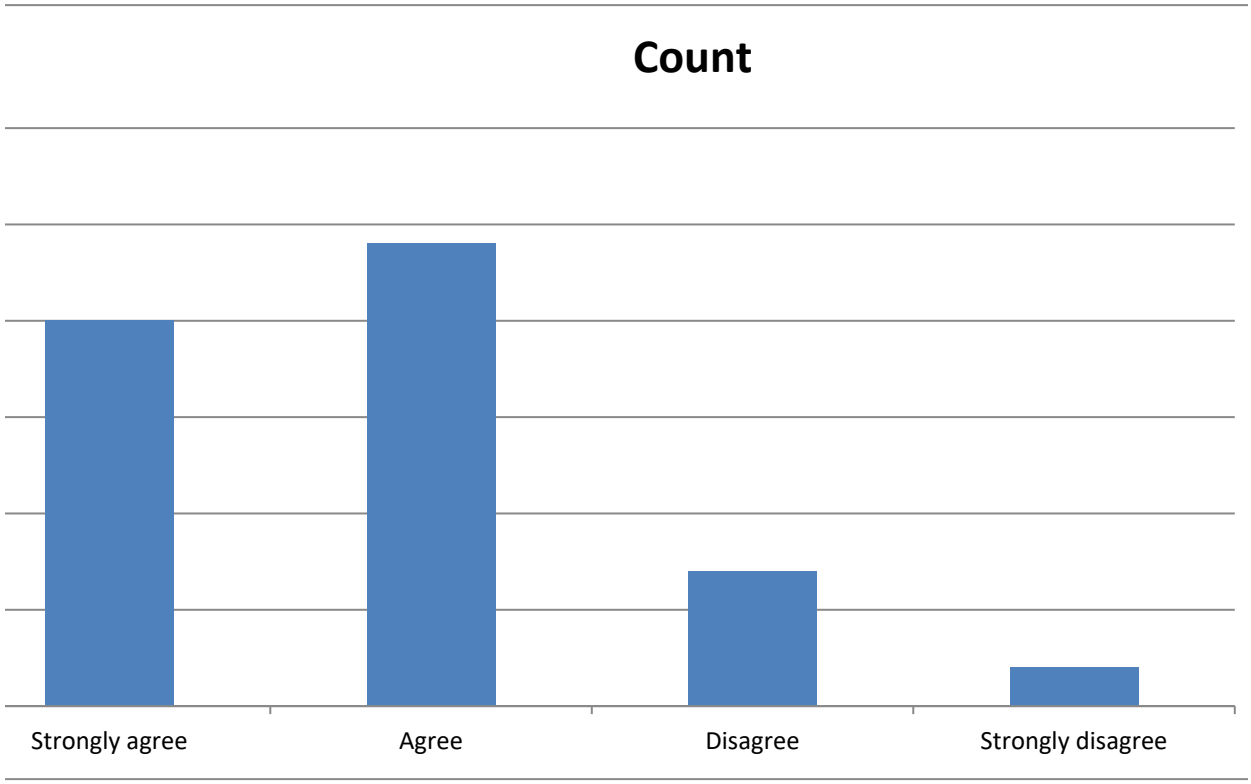

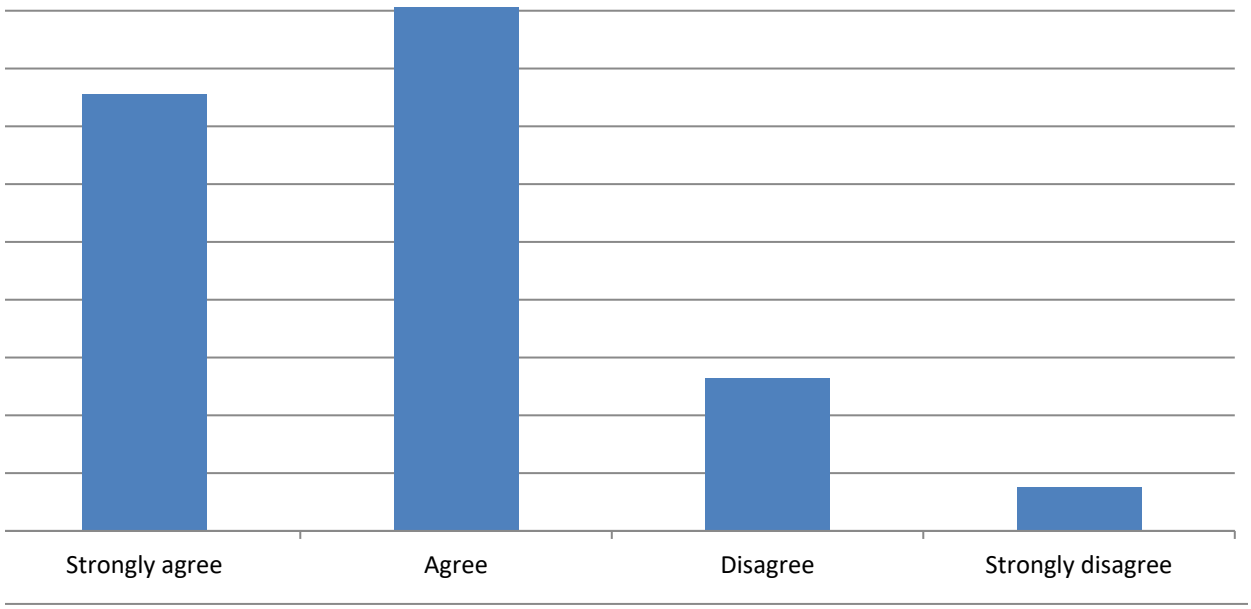
Strongly agree
Agree
Disagree
Strongly disagree

I feel like I belong.

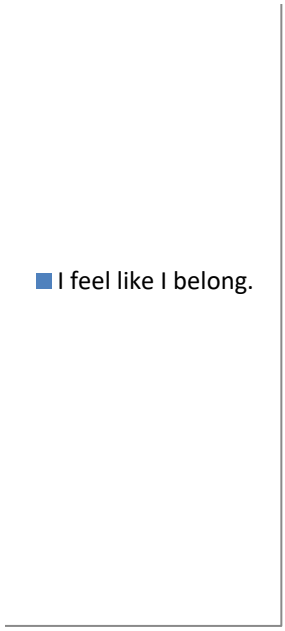
I feel like I belong.

Summary of I feel safe at this school.

Categorical Summary

Sample Siz	Average	Median	Number of Distinct Categories
52 of 52	3.384615	3.5	4

Recode	I feel safe a	Count	Percent of	Confidence Interval (Percent of Data)
4	Strongly ag	26	50.0%	36.9% to 63.1%
3	Agree	21	40.4%	28.2% to 53.9%
2	Disagree	4	7.7%	3.0% to 18.2%
1	Strongly di	1	1.9%	0.3% to 10.1%

Select a chart and choose "Clustered Column", "100% Stacked Column", or "Pie" chart in Powerpoint or
To create a correct "100% Stacked Column" chart, choose the chart then click "Switch Row/Column" (PC

Recode		Count		Percent	
		I feel safe a		I feel safe at this school.	
4	Strongly ag	26		Strongly ag	50.0%
3	Agree	21		Agree	40.4%
2	Disagree	4		Disagree	7.7%
1	Strongly di	1		Strongly di	1.9%

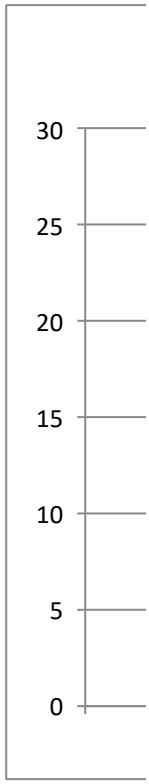

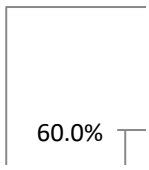


50.0%
40.0%
30.0%
20.0%
10.0%
0.0%

· Excel, to change the chart type.
C) or "Switch Plot" (Mac) in the chart tools

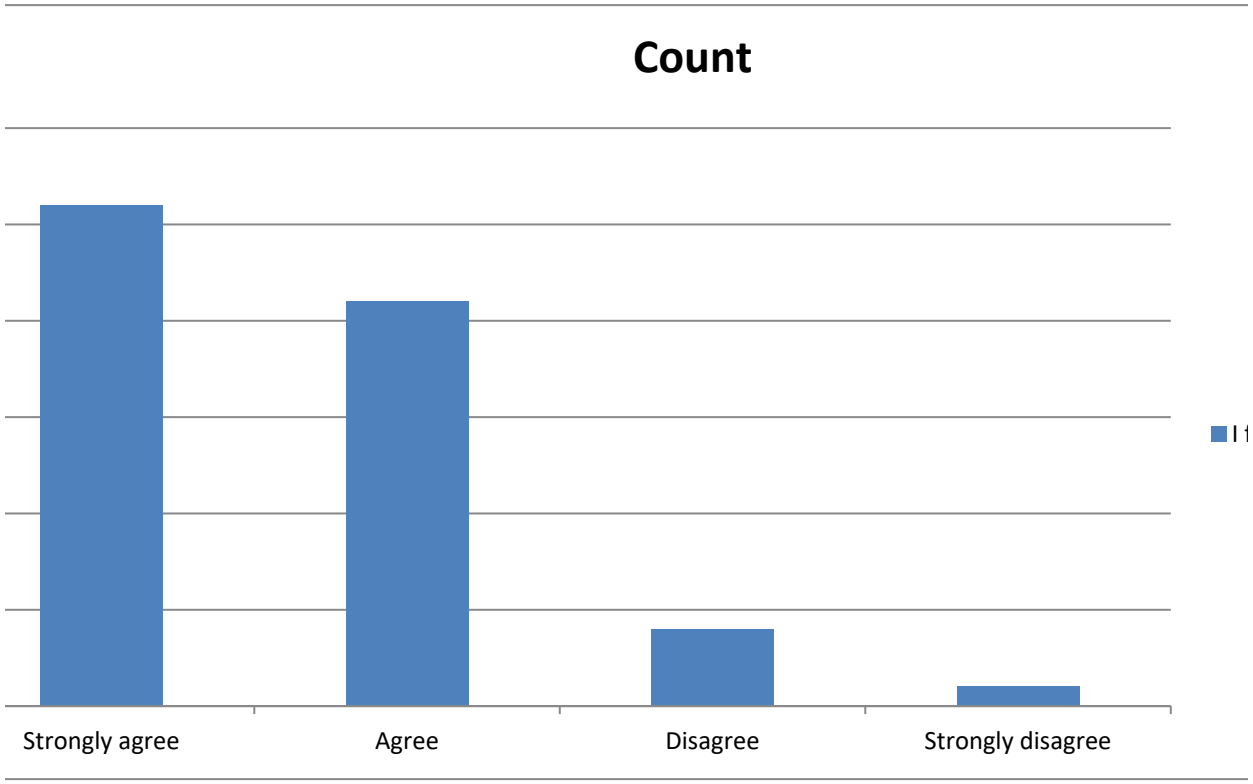

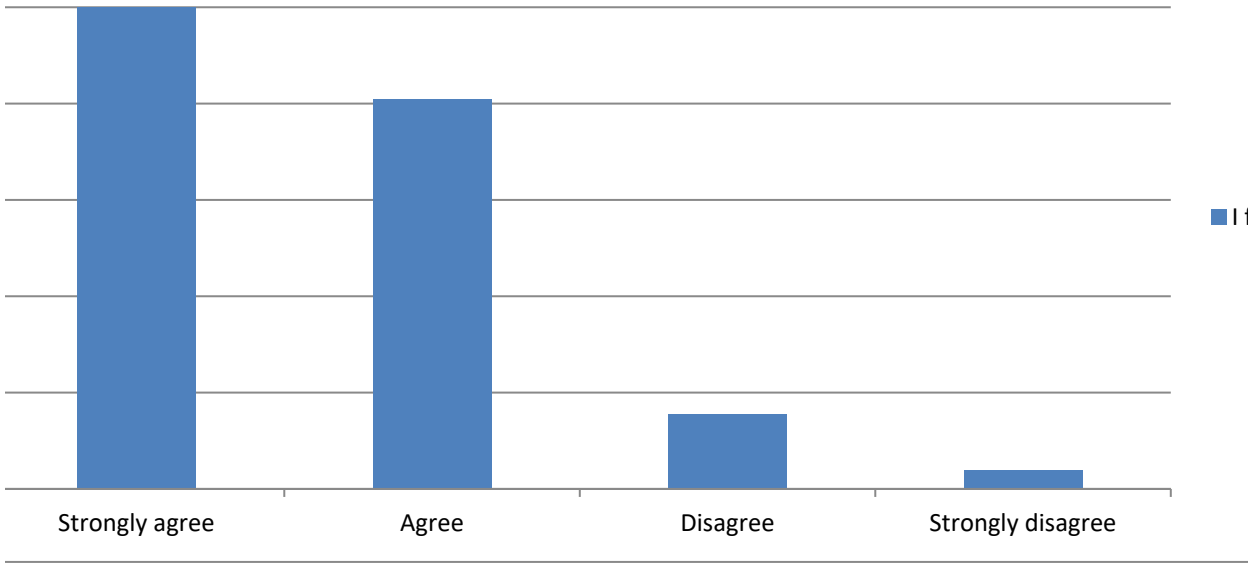
Strongly agree
Agree
Disagree
Strongly disagree

feel safe at this school.

feel safe at this school.

Summary of People at this school care about me as person.

Categorical Summary

Sample Siz	Average	Median	Number of Distinct Categories
53 of 53	3.226415	3	4

Recode	People at t	Count	Percent of	Confidence Interval (Percent of Data)
4	Strongly ag	22	41.5%	29.3% to 54.9%
3	Agree	23	43.4%	31.0% to 56.7%
2	Disagree	6	11.3%	5.3% to 22.6%
1	Strongly di	2	3.8%	1.0% to 12.8%

Select a chart and choose "Clustered Column", "100% Stacked Column", or "Pie" chart in Powerpoint or
To create a correct "100% Stacked Column" chart, choose the chart then click "Switch Row/Column" (PC

Recode		Count		Percent	
			People at t		People at this school care about m
4		Strongly ag	22	Strongly ag	41.5%
3		Agree	23	Agree	43.4%
2		Disagree	6	Disagree	11.3%
1		Strongly di	2	Strongly di	3.8%

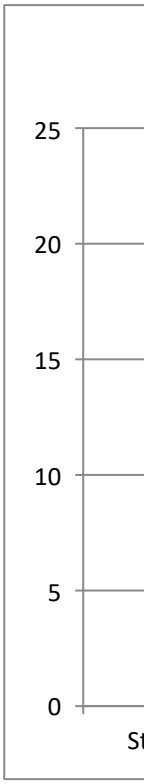

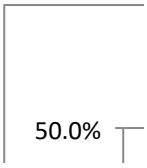


45.0%
40.0%
35.0%
30.0%
25.0%
20.0%
15.0%
10.0%
5.0%
0.0%

· Excel, to change the chart type.
C) or "Switch Plot" (Mac) in the chart tools

ıe as person.

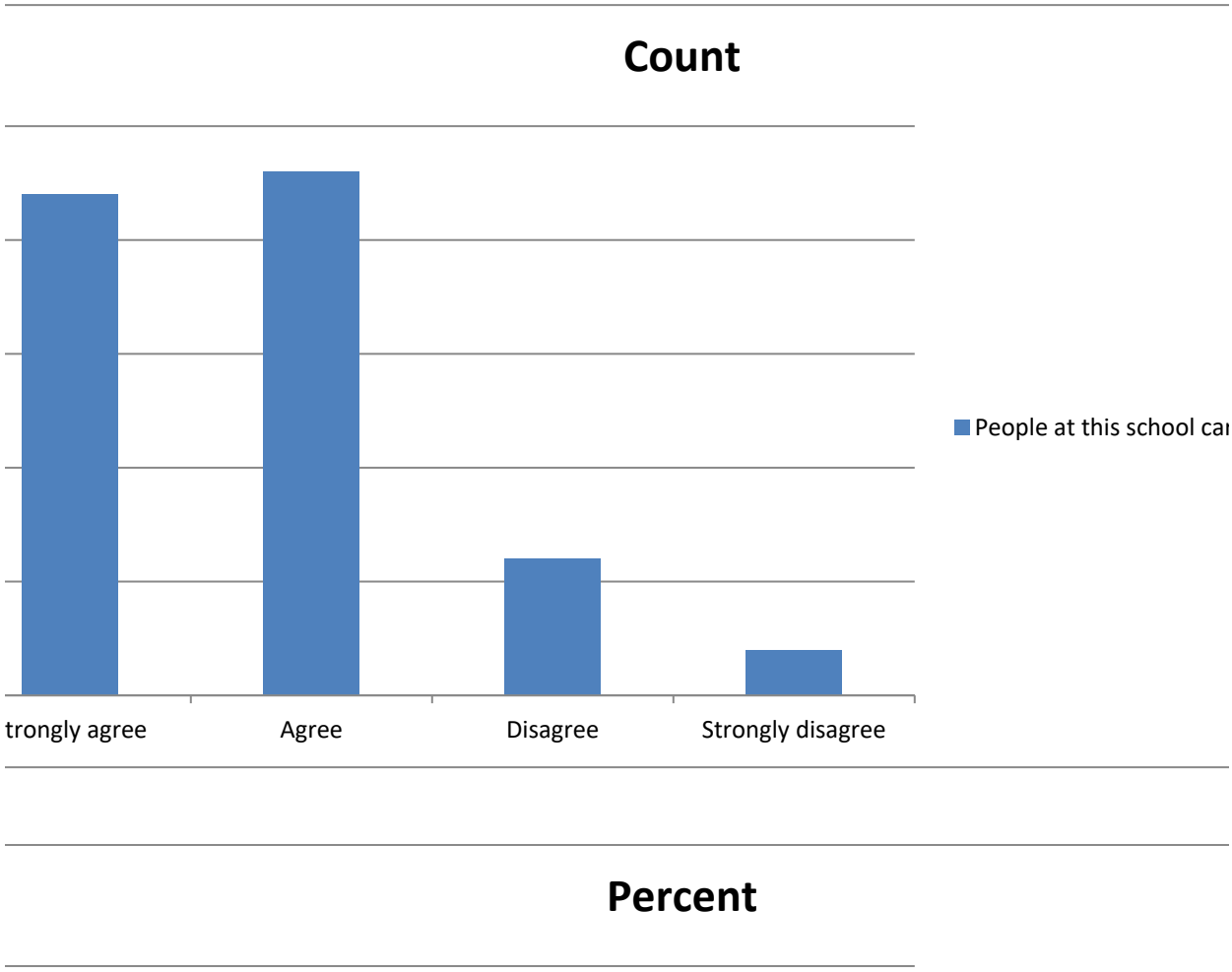

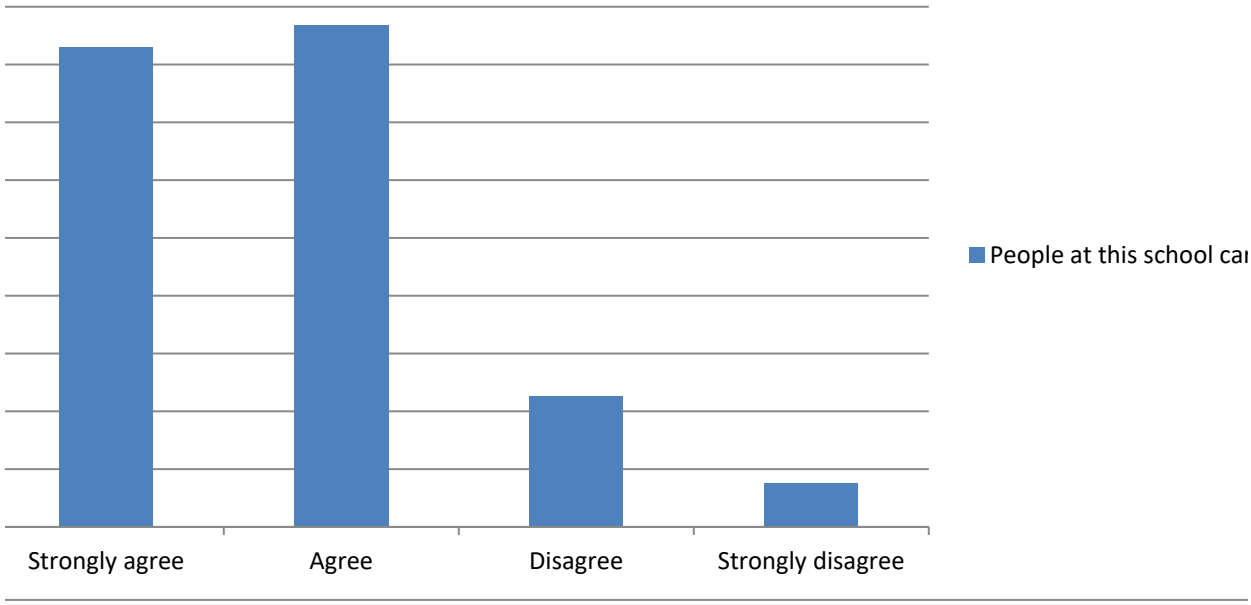
People at this school cai
Strongly agree
Agree
Disagree
Strongly disagree

re about me as person.

re about me as person.

Summary of I am treated equitably at my school.

Categorical Summary

Sample Siz	Number of Distinct Categories
53 of 53	4

I am treate	Count	Percent of	Confidence Interval (Percent of Data)
Strongly ag	23	43.4%	31.0% to 56.7%
Agree	23	43.4%	31.0% to 56.7%
Disagree	5	9.4%	4.1% to 20.3%
Strongly di	2	3.8%	1.0% to 12.8%

Select a chart and choose "Clustered Column", "100% Stacked Column", or "Pie" chart in Powerpoint or
To create a correct "100% Stacked Column" chart, choose the chart then click "Switch Row/Column" (PC

Count

	I am treate
Strongly ag	23
Agree	23
Disagree	5
Strongly di	2

Percent

	I am treated equitably at my school.
Strongly ag	43.4%
Agree	43.4%
Disagree	9.4%
Strongly di	3.8%

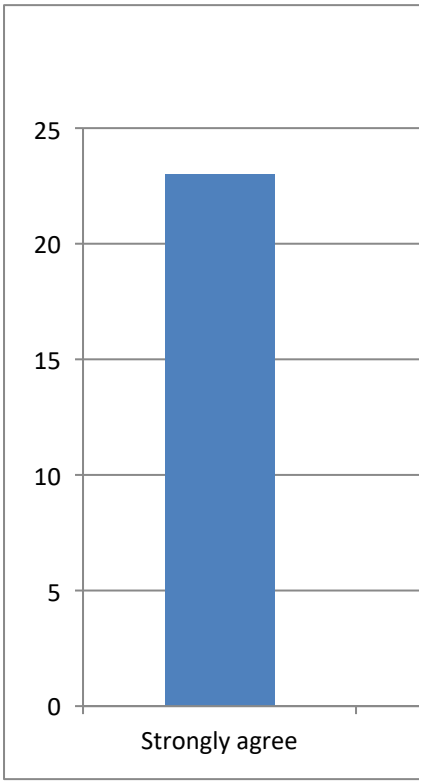

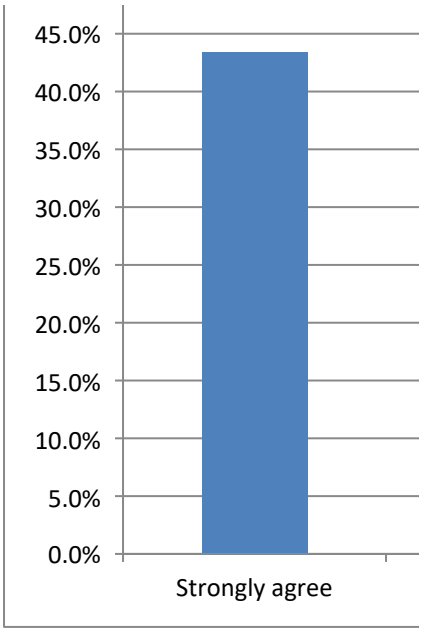
45.0%
40.0%
35.0%
30.0%
25.0%
20.0%
15.0%
10.0%
5.0%
0.0%
Strongly agree

· Excel, to change the chart type.
C) or "Switch Plot" (Mac) in the chart tools

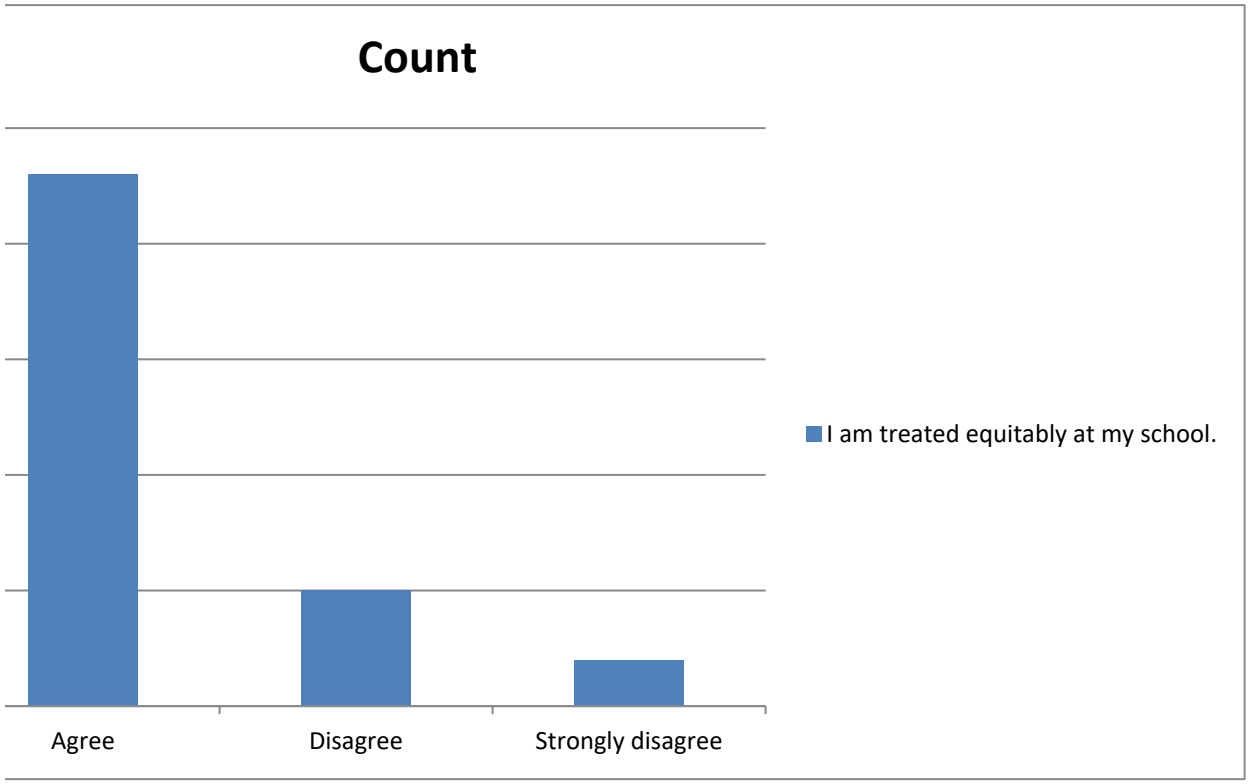

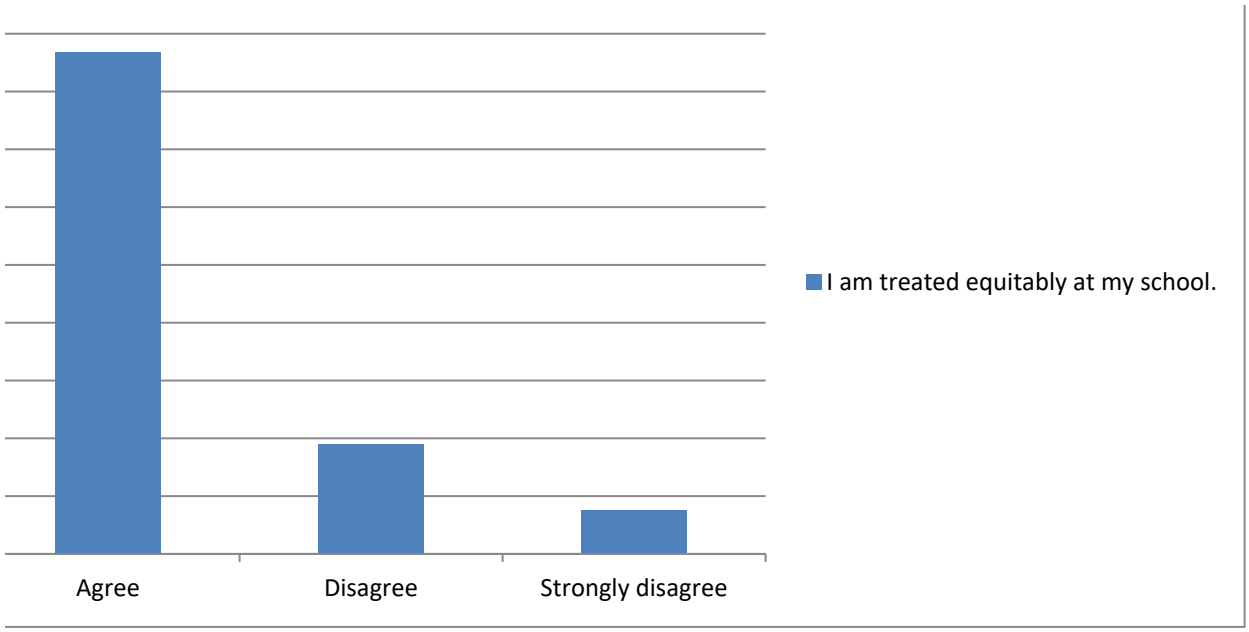
I am treated equitably at my school.
Agree
Disagree
Strongly disagree

Summary of I feel comfortable discussing concerns with a supervisor.

Categorical Summary

Sample Siz	Average	Median	Number of Distinct Categories
53 of 53	3.226415	3	4

Recode	I feel comf	Count	Percent of	Confidence Interval (Percent of Data)
4	Strongly ag	23	43.4%	31.0% to 56.7%
3	Agree	22	41.5%	29.3% to 54.9%
2	Disagree	5	9.4%	4.1% to 20.3%
1	Strongly di	3	5.7%	1.9% to 15.4%

Select a chart and choose "Clustered Column", "100% Stacked Column", or "Pie" chart in Powerpoint or
To create a correct "100% Stacked Column" chart, choose the chart then click "Switch Row/Column" (PC

Recode	Count		Percent	
		I feel comf		I feel comfortable discussing conce
4	Strongly ag	23	Strongly ag	43.4%
3	Agree	22	Agree	41.5%
2	Disagree	5	Disagree	9.4%
1	Strongly di	3	Strongly di	5.7%

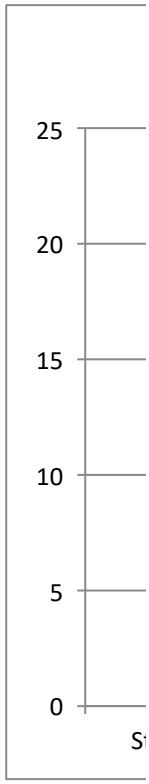




45.0%
40.0%
35.0%
30.0%
25.0%
20.0%
15.0%
10.0%
5.0%
0.0%

· Excel, to change the chart type.
C) or "Switch Plot" (Mac) in the chart tools

erns with a supervisor.

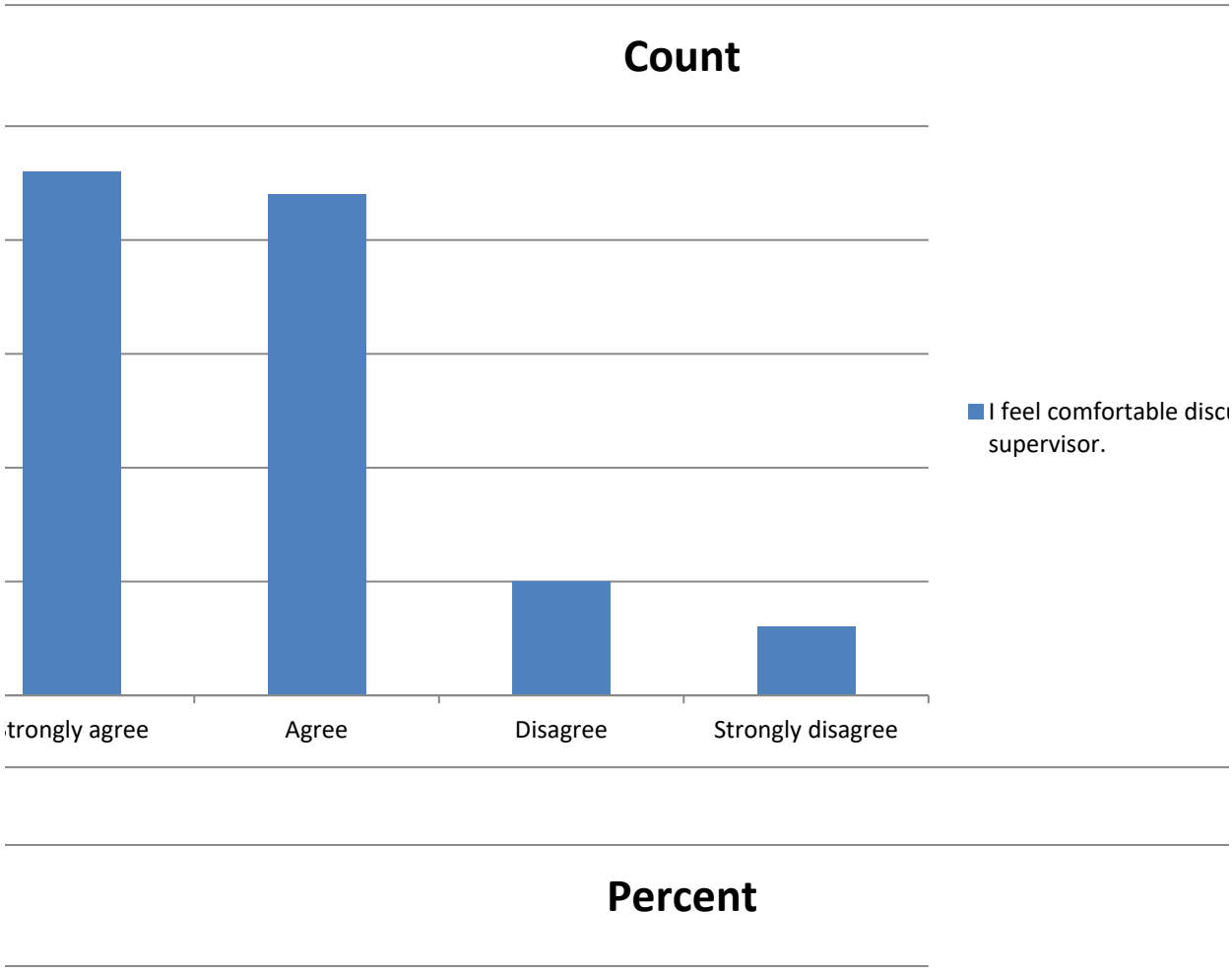

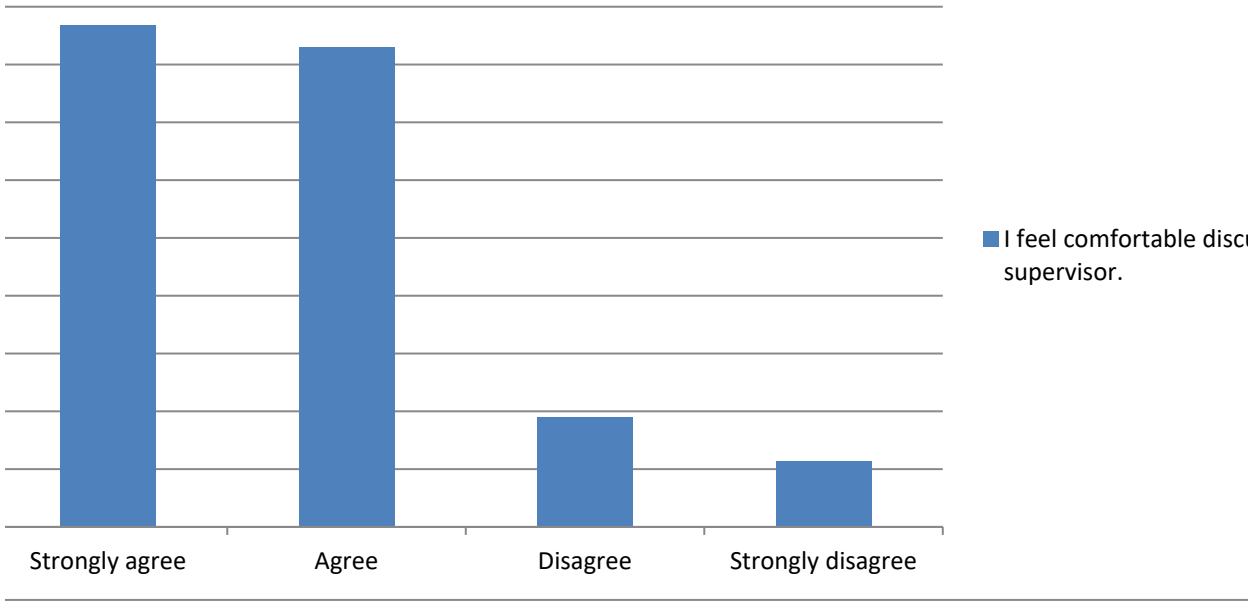
Strongly agree
Agree
Disagree
Strongly disagree
I feel comfortable disc
supervisor.

ussing concerns with a

ussing concerns with a

Summary of I feel safe to report workplace harassment.

Categorical Summary

Sample Siz	Number of Distinct Categories
53 of 53	4

I feel safe t	Count	Percent of	Confidence Interval (Percent of Data)
Strongly ag	24	45.3%	32.7% to 58.5%
Agree	23	43.4%	31.0% to 56.7%
Disagree	4	7.5%	3.0% to 17.9%
Strongly di	2	3.8%	1.0% to 12.8%

Select a chart and choose "Clustered Column", "100% Stacked Column", or "Pie" chart in Powerpoint or
To create a correct "100% Stacked Column" chart, choose the chart then click "Switch Row/Column" (PC

Count

	I feel safe t
Strongly ag	24
Agree	23
Disagree	4
Strongly di	2

Percent

	I feel safe to report workplace harassment.
Strongly ag	45.3%
Agree	43.4%
Disagree	7.5%
Strongly di	3.8%

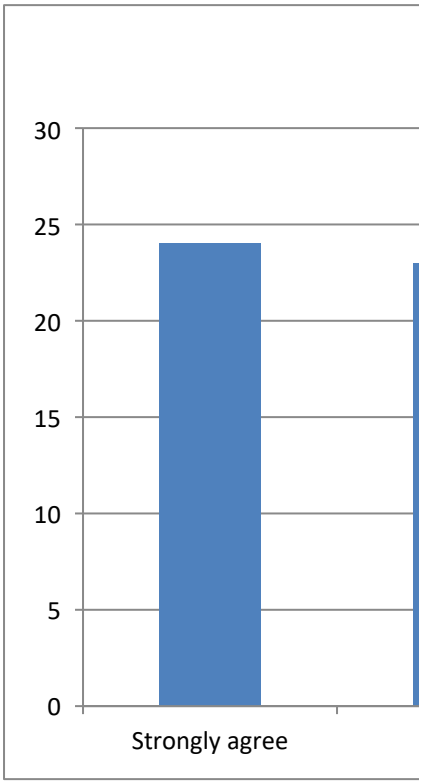

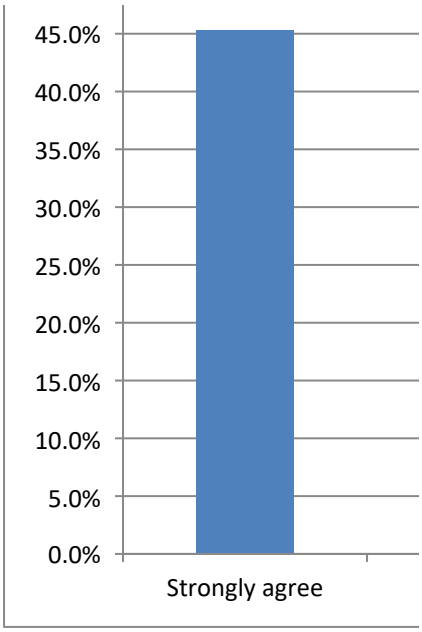
45.0%
40.0%
35.0%
30.0%
25.0%
20.0%
15.0%
10.0%
5.0%
0.0%
Strongly agree

· Excel, to change the chart type.
C) or "Switch Plot" (Mac) in the chart tools

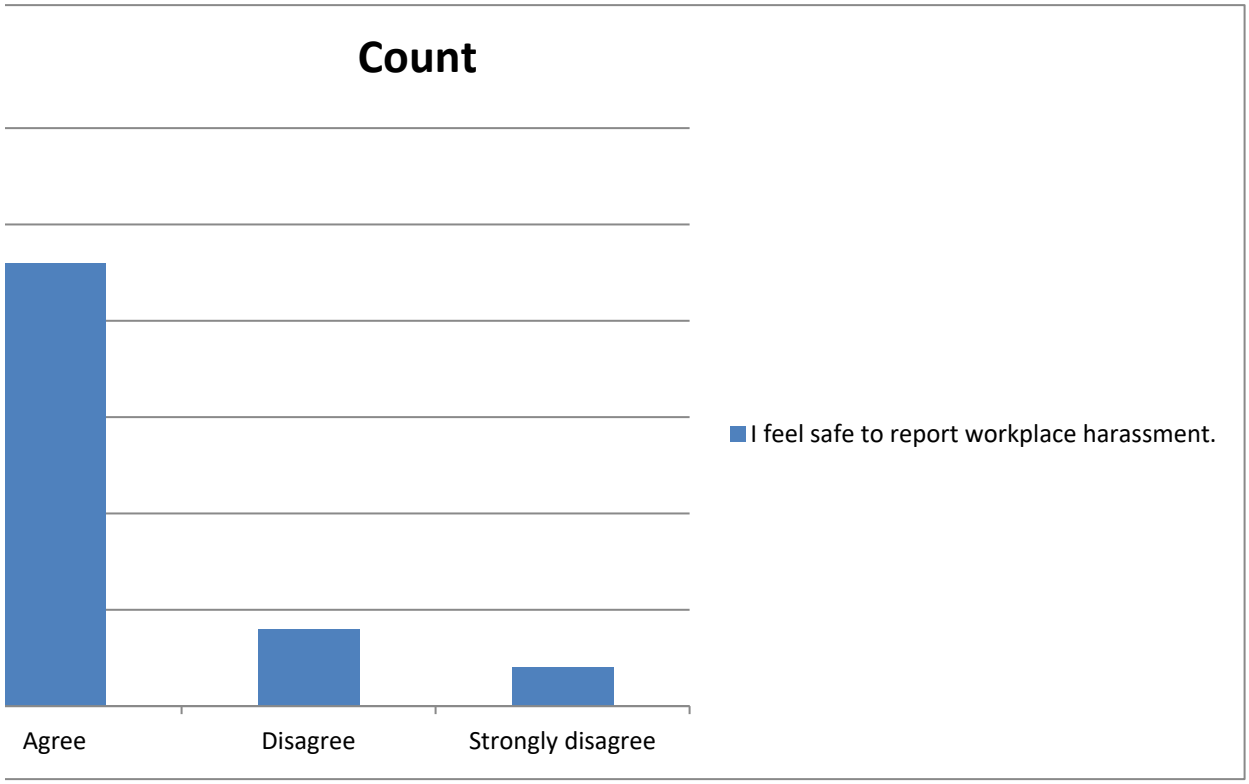

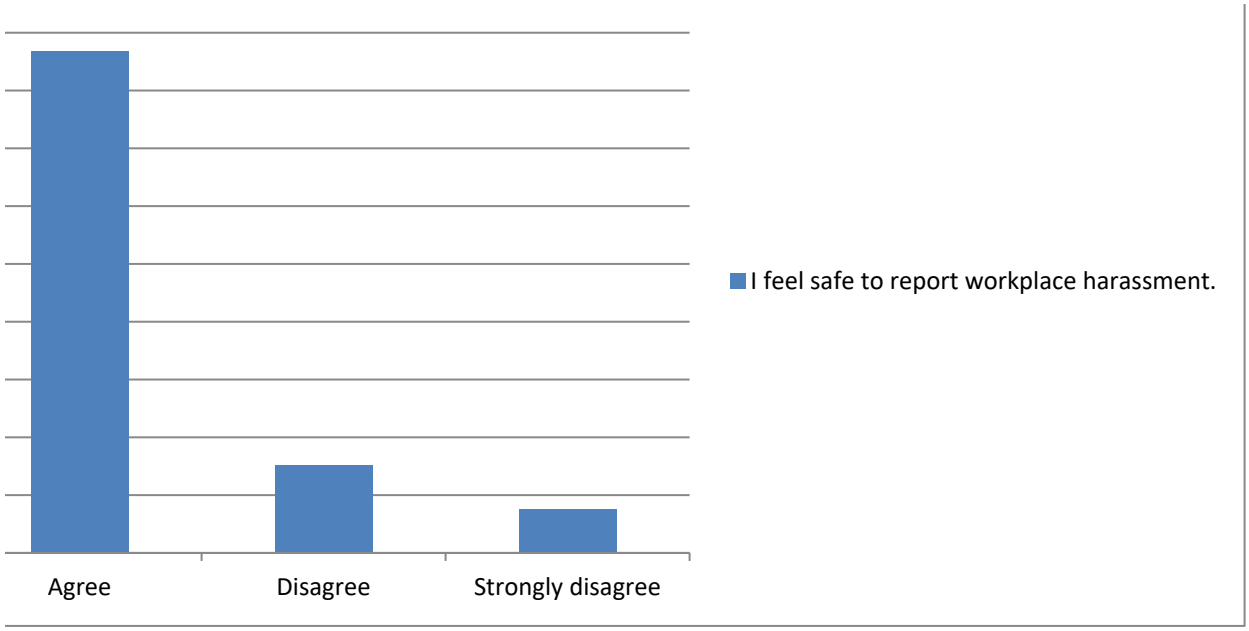
I feel safe to report workplace harassment.
Agree
Disagree
Strongly disagree

Summary of I feel comfortable managing student behavior at my school.

Categorical Summary

Sample Size	Number of Distinct Categories
53 of 53	5

I feel comfo	Count	Percent of	Confidence Interval (Percent of Data)
Strongly ag	17	32.1%	21.1% to 45.5%
Agree	25	47.2%	34.4% to 60.3%
Disagree	5	9.4%	4.1% to 20.3%
Strongly dis	2	3.8%	1.0% to 12.8%
Not applica	4	7.5%	3.0% to 17.9%

Select a chart and choose "Clustered Column", "100% Stacked Column", or "Pie" chart in Powerpoint or
To create a correct "100% Stacked Column" chart, choose the chart then click "Switch Row/Column" (PC

Count

	I feel comfo
Strongly ag	17
Agree	25
Disagree	5
Strongly dis	2
Not applica	4

Percent

	I feel comfortable managing student behavior at my scho
Strongly ag	32.1%
Agree	47.2%
Disagree	9.4%
Strongly dis	3.8%
Not applica	7.5%

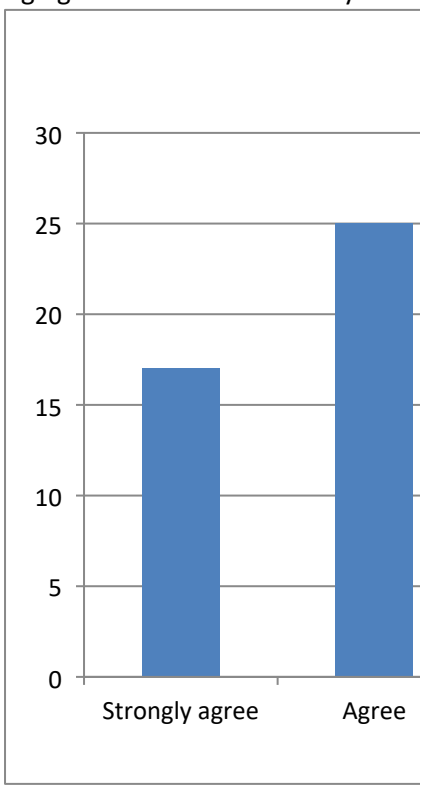

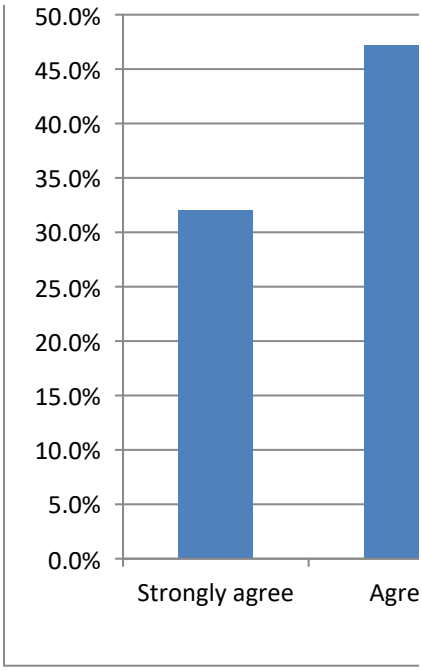
50.0%
45.0%
40.0%
35.0%
30.0%
25.0%
20.0%
15.0%
10.0%
5.0%
0.0%
Strongly agree
Agre

· Excel, to change the chart type.
C) or "Switch Plot" (Mac) in the chart tools

ol.

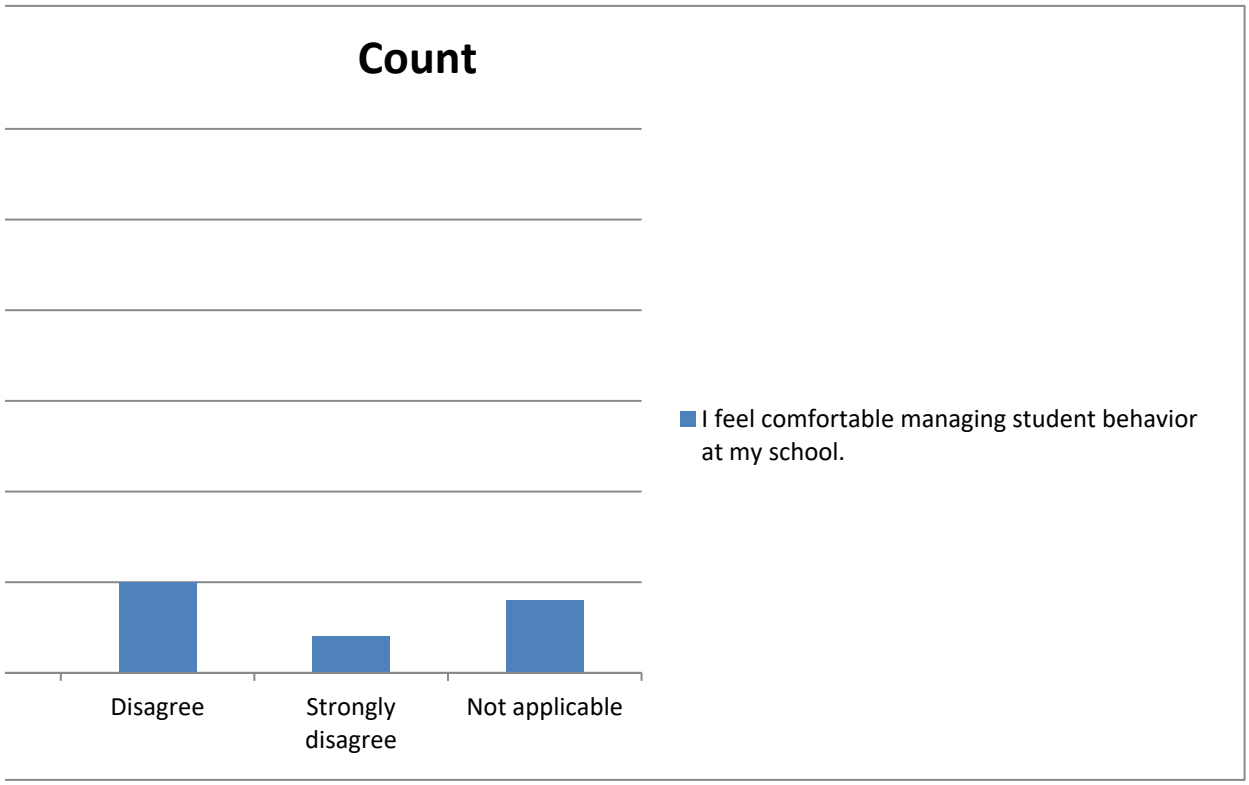

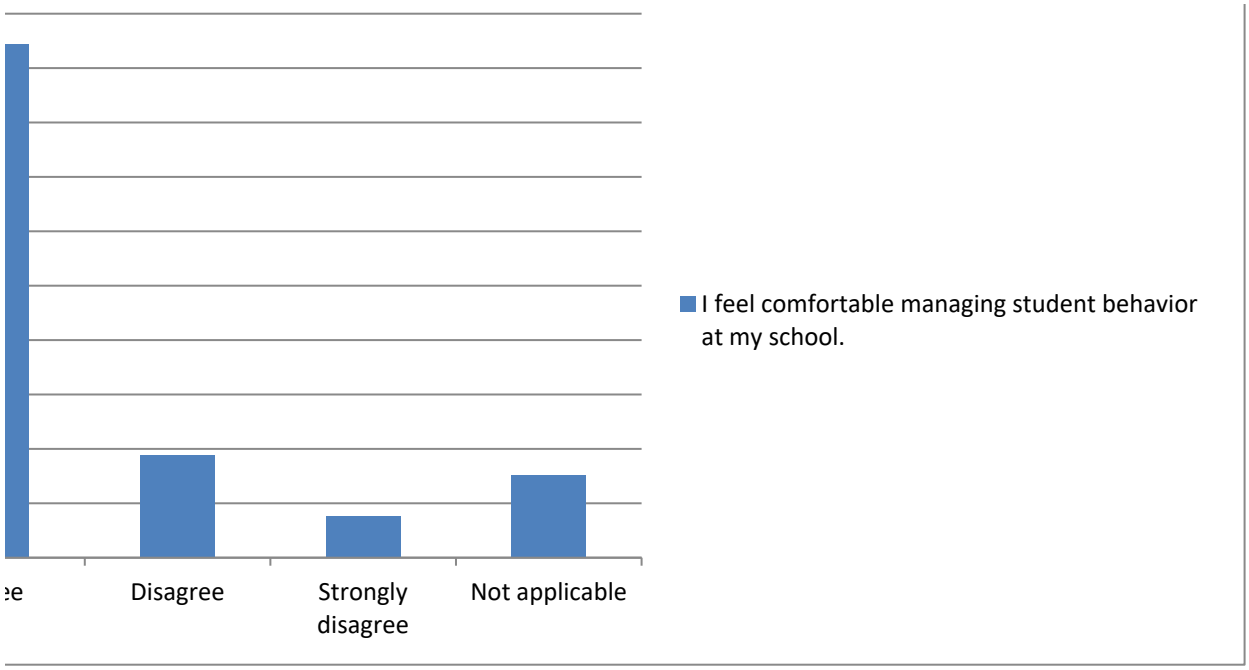
ee
Disagree
Strongly disagree
Not applicable
I feel comfortable managing student behavior at my school.

Summary of School staff are teased or picked on for any of the following:

Select a chart and choose "Clustered Column", "100% Stacked Column", or "Pie" chart in Powerpoint or

Col %

	Backgroun	Hazing	Parent verb	Physical abuse of teach
Yes	3.8%	3.8%	9.4%	0.0%
No	88.7%	86.8%	73.6%	86.8%
I don't know	7.5%	9.4%	17.0%	13.2%

Count

	Backgroun	Hazing	Parent verb	Physical abuse of teach
Yes	2	2	5	0
No	47	46	39	46
I don't know	4	5	9	7





Excel, to change the chart type.

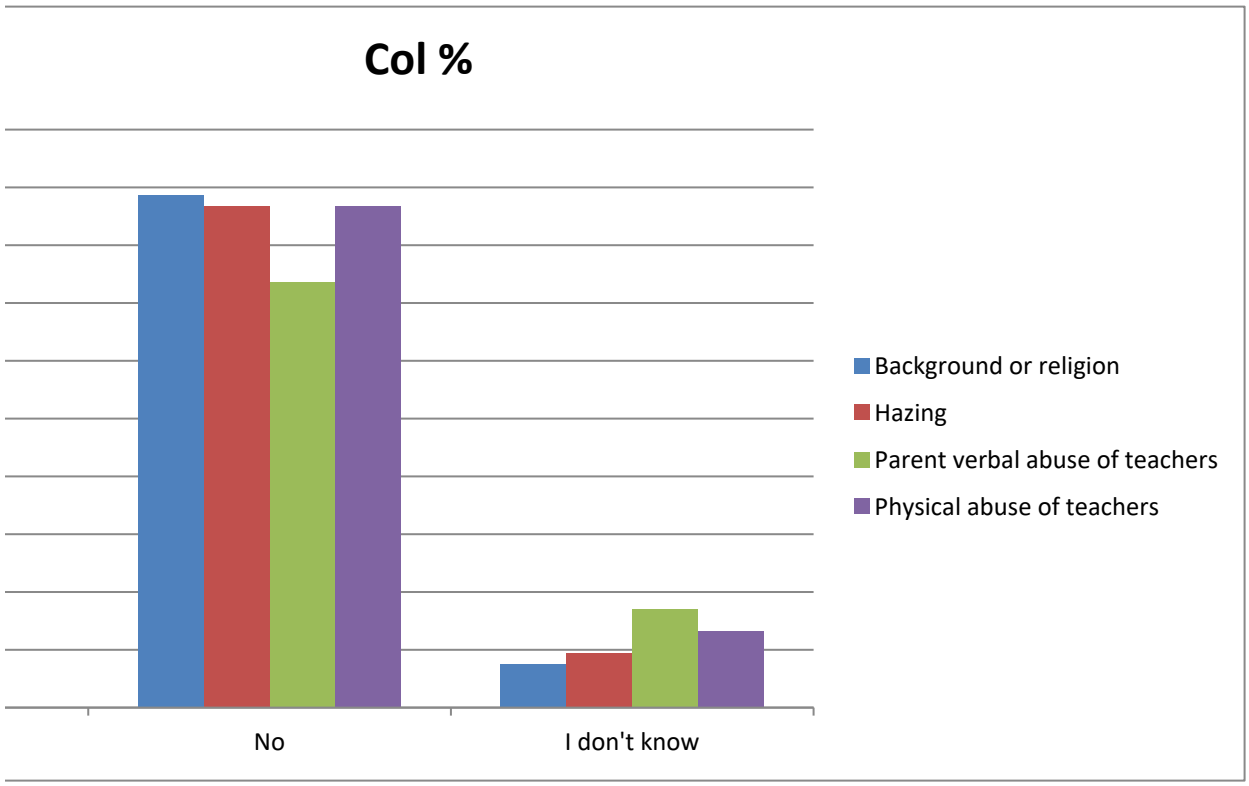

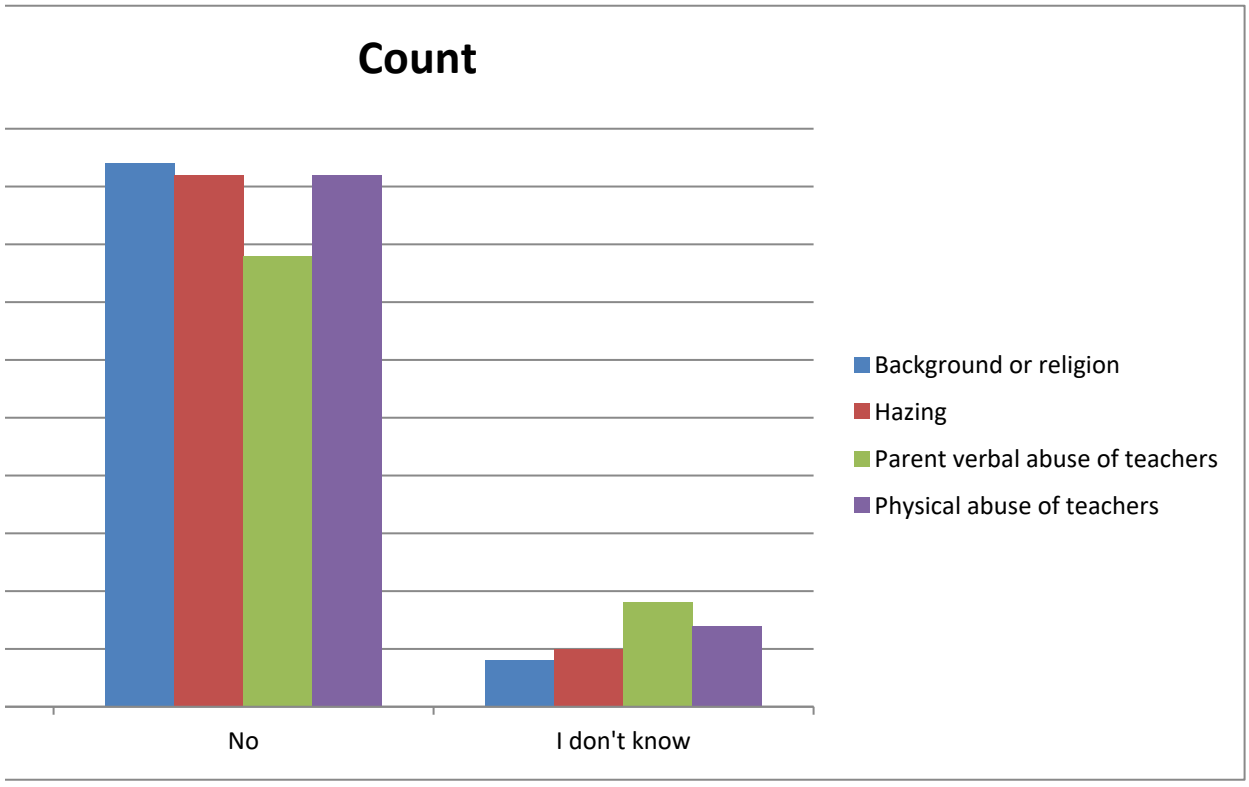

Summary of School staff are teased or picked on for any of the following:

Select a chart and choose "Clustered Column", "100% Stacked Column", or "Pie" chart in Powerpoint or

Col %

	Physical co	Physical or	Racial/ethnic conflict
Yes	3.8%	0.0%	1.9%
No	90.4%	92.3%	90.4%
I don't kno	5.8%	7.7%	7.7%

Count

	Physical co	Physical or	Racial/ethnic conflict
Yes	2	0	1
No	47	48	47
I don't kno	3	4	4

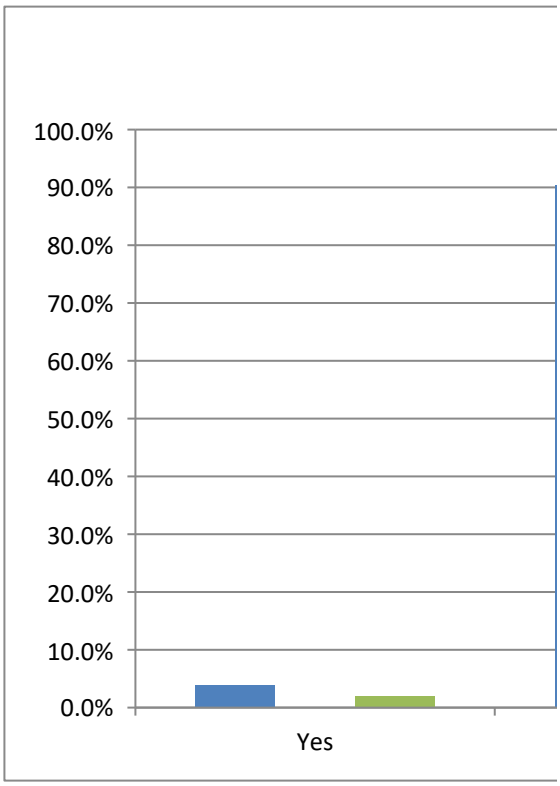

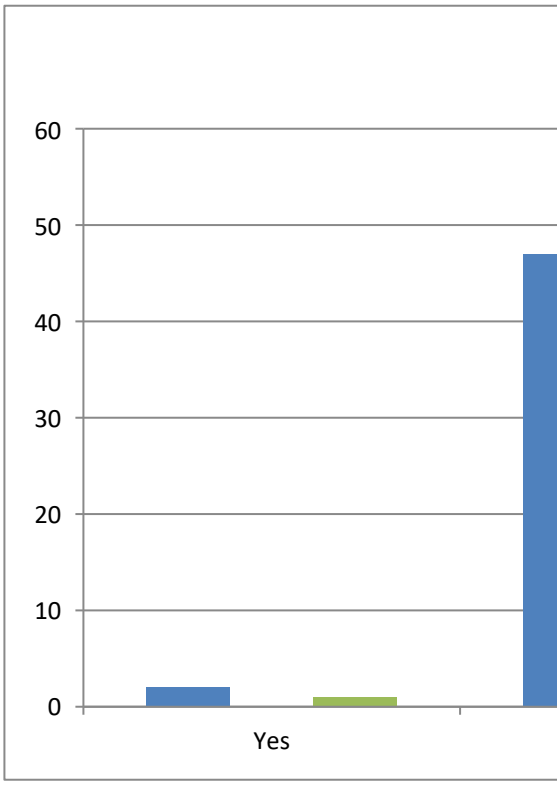

Excel, to change the chart type.

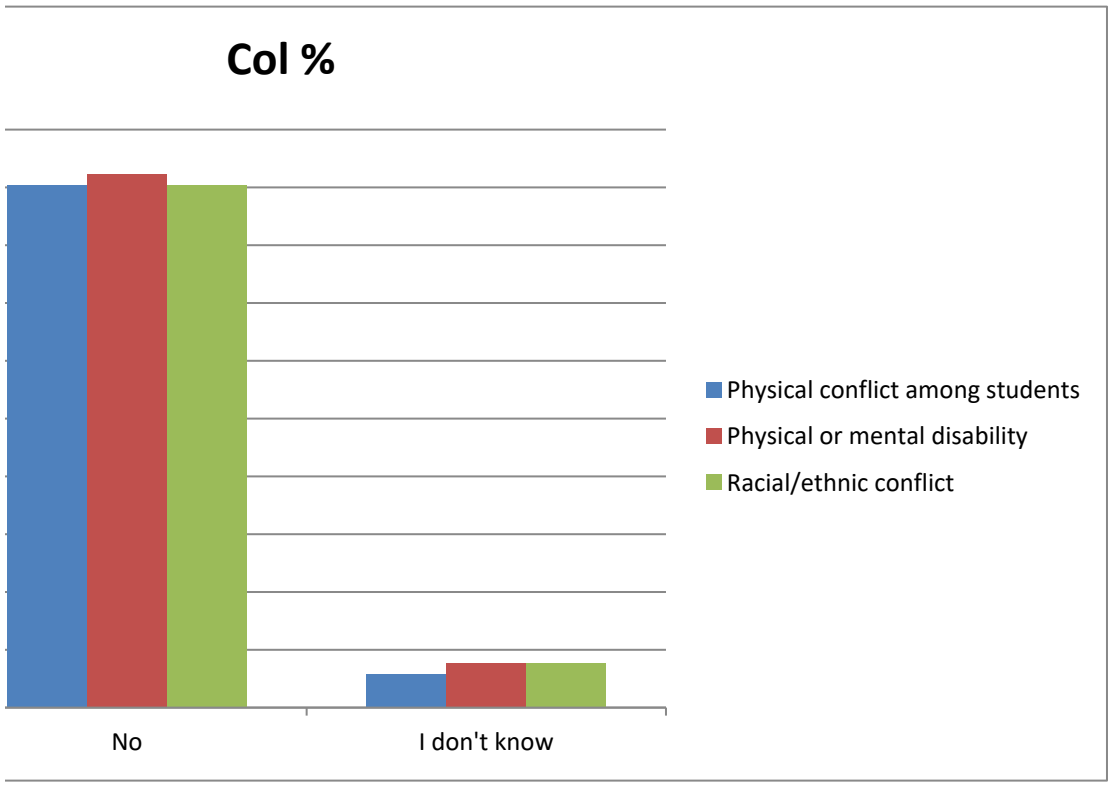

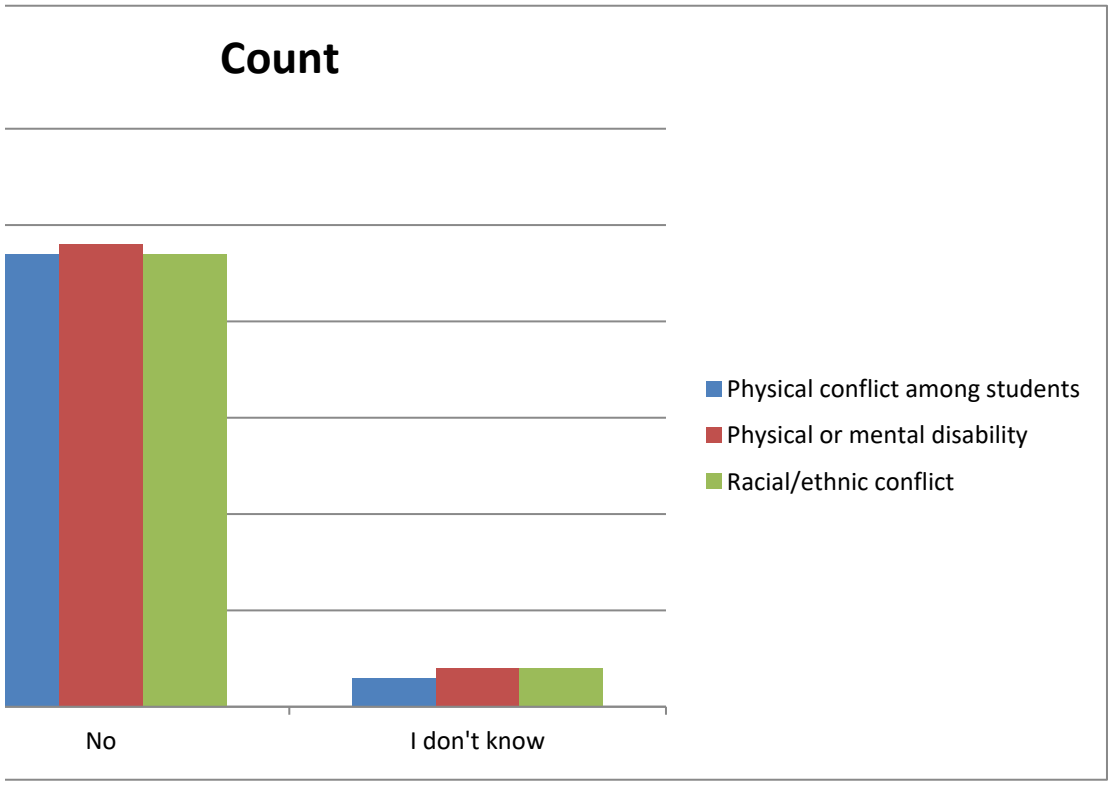

Summary of The majority of the time while at work I feel:

Variable	Count	Average	Median
Angry	53	1.08	1.0
Anxious	53	1.21	1.0
Appreciate	53	1.68	2.0
Competent	53	1.91	2.0
Total	212	1.47	1.0

Select a chart and choose "Clustered Column", "100% Stacked Column", or "Pie" chart in Powerpoint or

Col %

	Angry	Anxious	Appreciate	Competent
Yes	7.5%	20.8%	67.9%	90.6%
No	92.5%	79.2%	32.1%	9.4%

Count

	Angry	Anxious	Appreciate	Competent
Yes	4	11	36	48
No	49	42	17	5

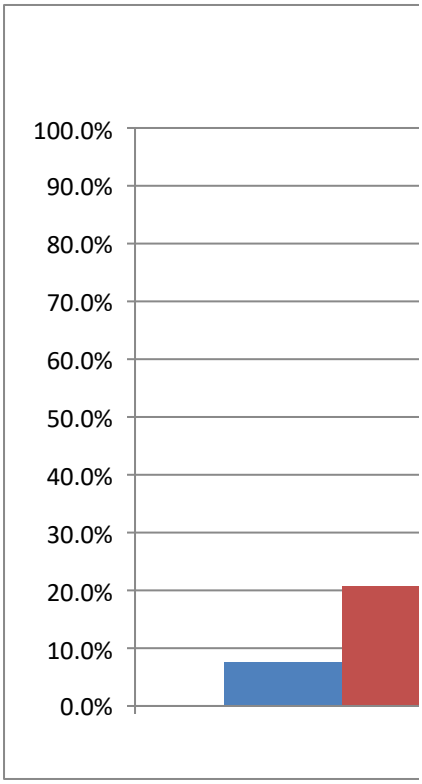



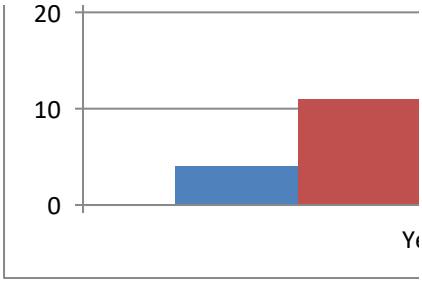
20
10
0
Y

Excel, to change the chart type.

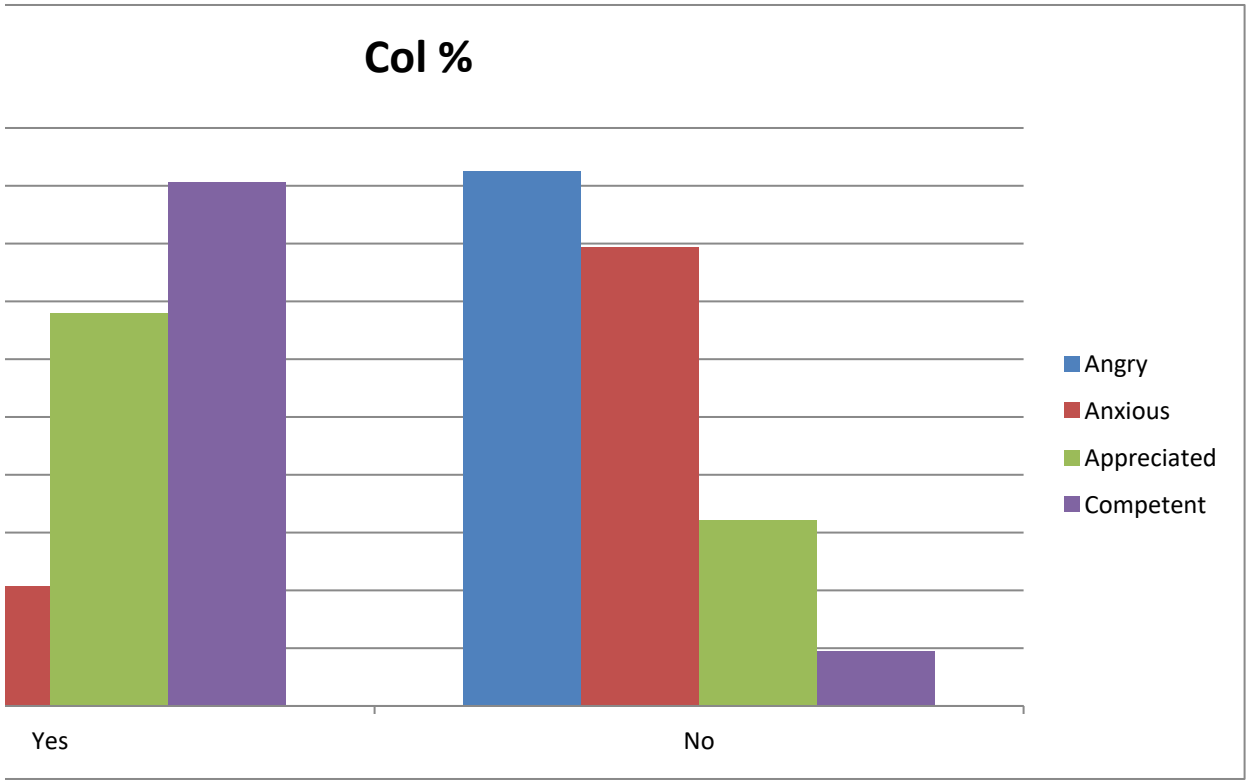

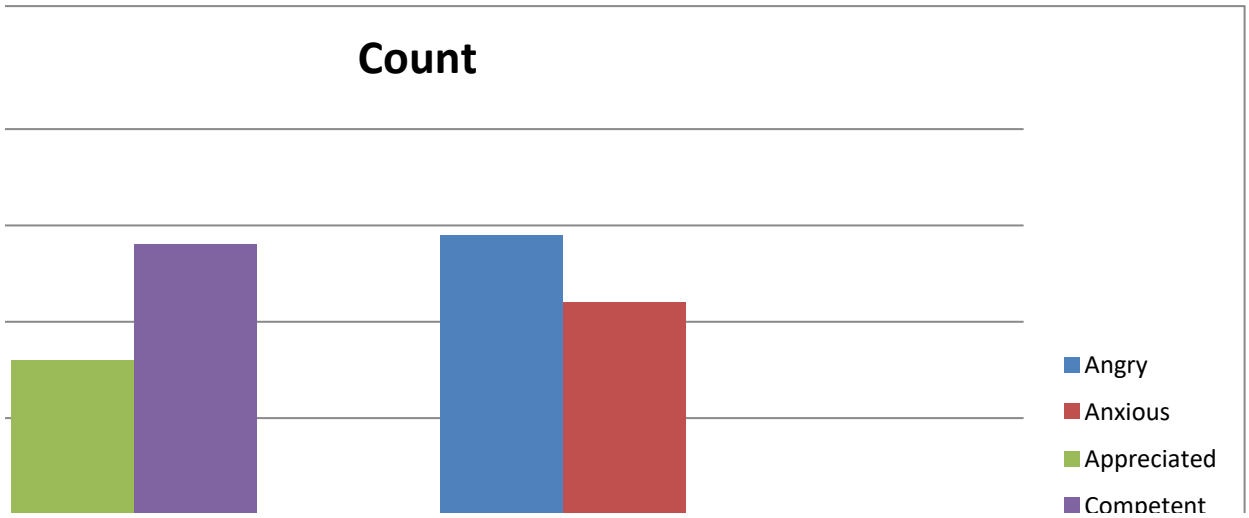

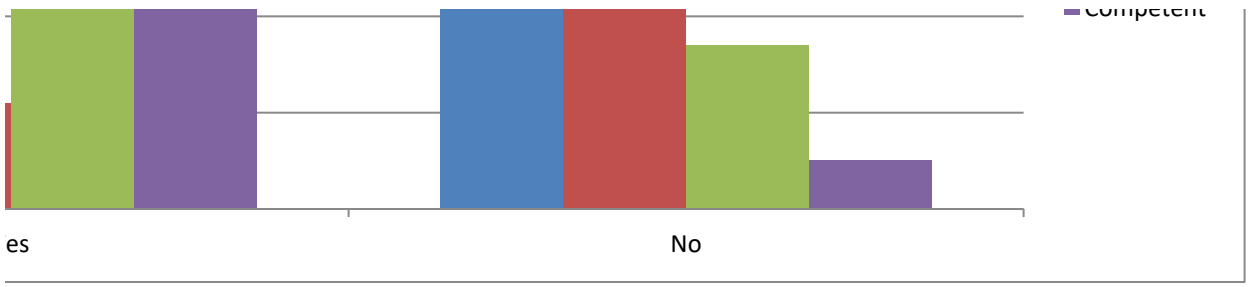
Competent
es
No

Summary of The majority of the time while at work I feel:

Variable	Count	Average	Median
Depressed	50	1.06	1.0
Frustrated	50	1.22	1.0
Excited	50	1.50	1.5
Grateful	51	1.73	2.0
Total	201	1.38	1.0

Select a chart and choose "Clustered Column", "100% Stacked Column", or "Pie" chart in Powerpoint or

Col %

	Depressed	Excited	Frustrated	Grateful
Yes	6.0%	50.0%	22.0%	72.5%
No	94.0%	50.0%	78.0%	27.5%

Count

	Depressed	Excited	Frustrated	Grateful
Yes	3	25	11	37
No	47	25	39	14

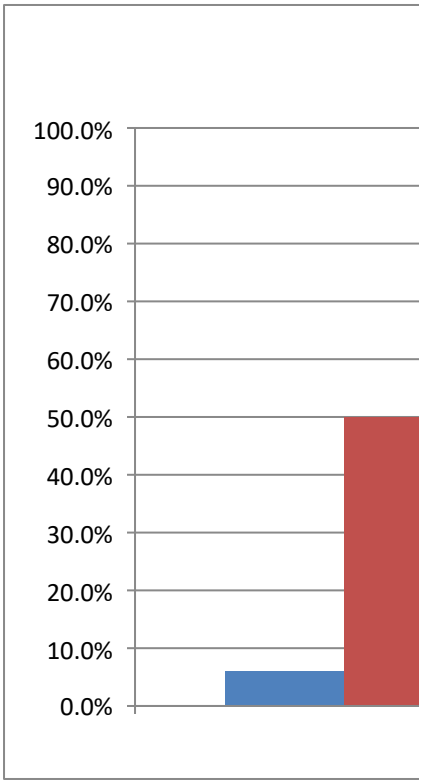

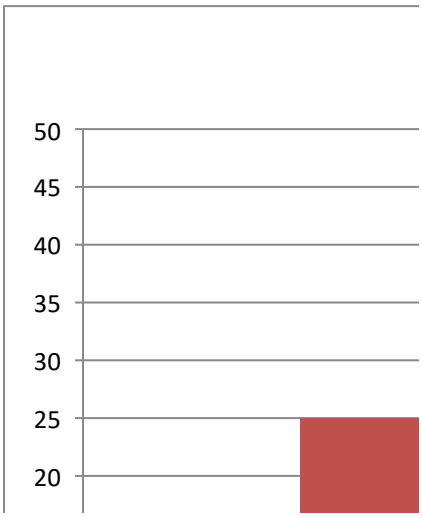

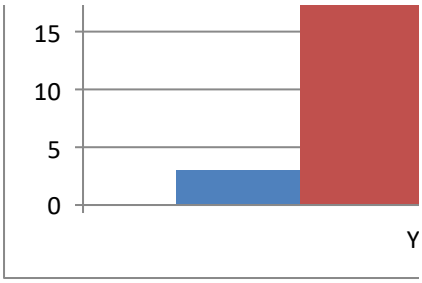
15
10
5
0
Y

Excel, to change the chart type.

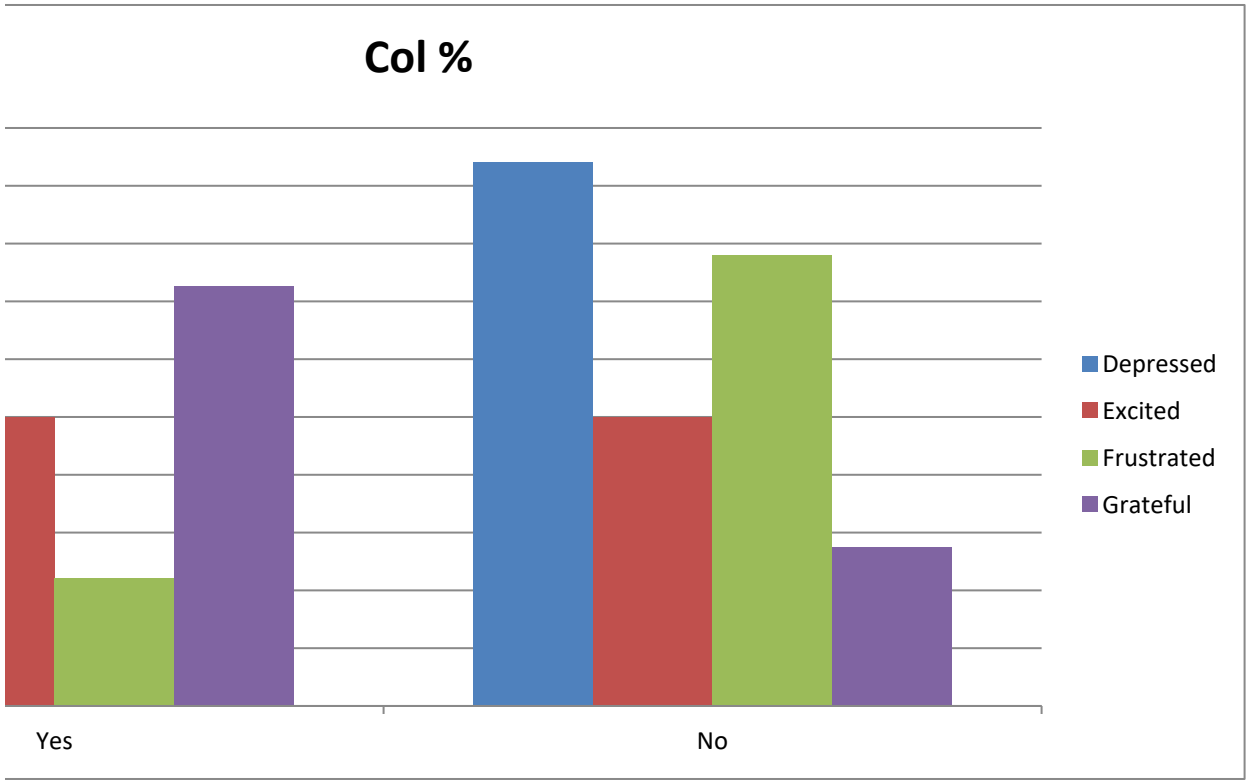

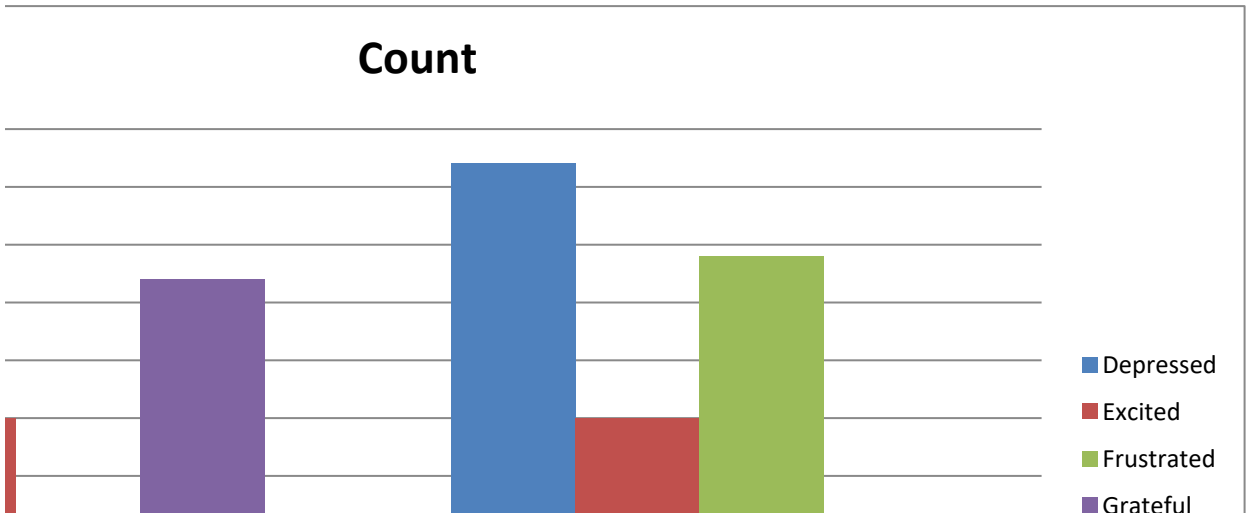

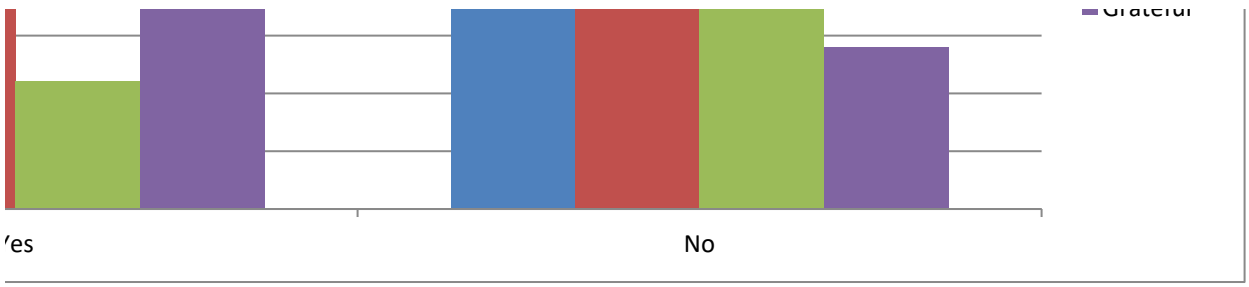
Grateful
Yes
No

Summary of The majority of the time while at work I feel:

Variable	Count	Average	Median
Stressed	50	1.46	1.0
Overwhelm	50	1.50	1.5
Happy	51	1.88	2.0
Total	151	1.62	2.0

Select a chart and choose "Clustered Column", "100% Stacked Column", or "Pie" chart in Powerpoint or

Col %

	Happy	Overwhelm	Stressed
Yes	88.2%	50.0%	46.0%
No	11.8%	50.0%	54.0%

Count

	Happy	Overwhelm	Stressed
Yes	45	25	23
No	6	25	27

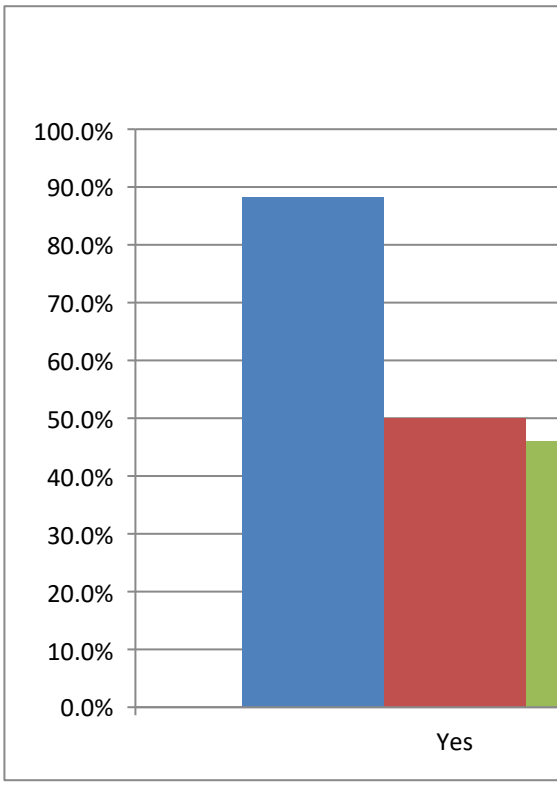

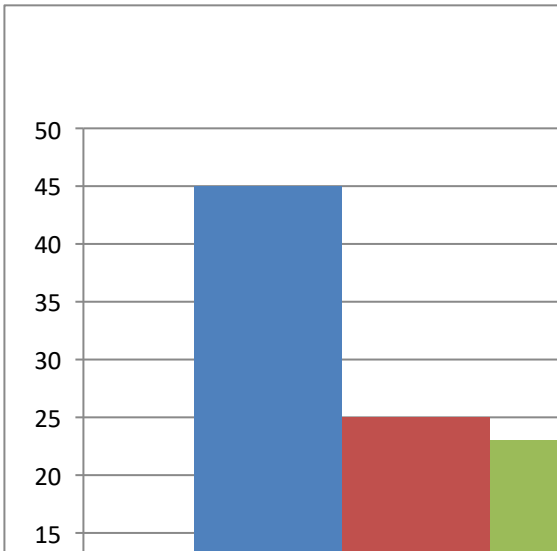

10
5
0
Yes

· Excel, to change the chart type.

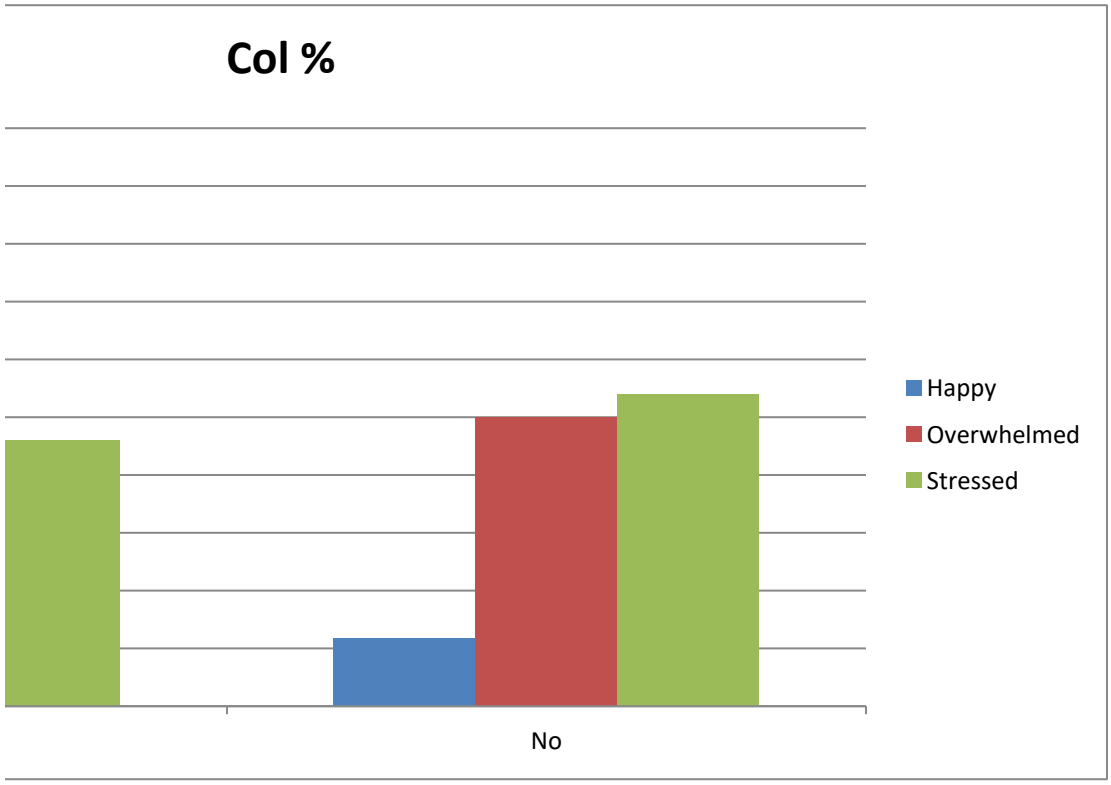

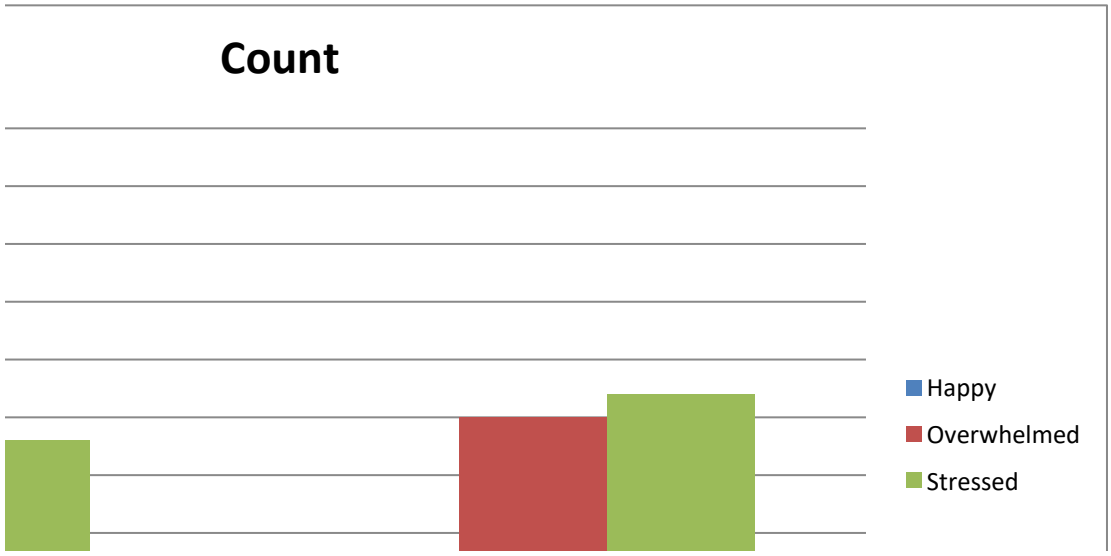

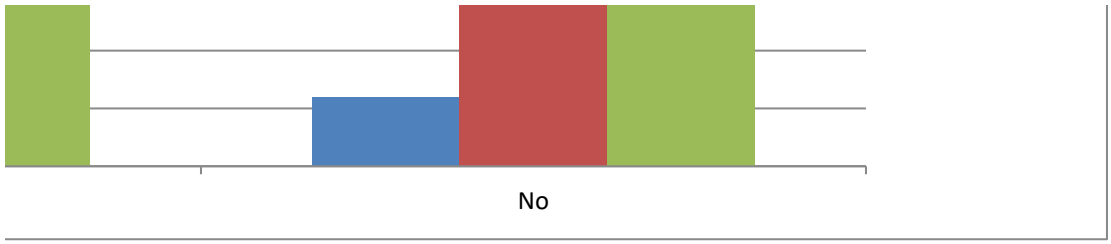
No

Summary of Students at this school know how to report an incident or concern.

Categorical Summary

Sample Size	Number of Distinct Categories
50 of 50	5

Students at	Count	Percent of	Confidence Interval (Percent of Data)
Strongly ag	10	20.0%	11.2% to 33.0%
Agree	22	44.0%	31.2% to 57.7%
Disagree	6	12.0%	5.6% to 23.8%
Strongly di	3	6.0%	2.1% to 16.2%
I don't kno	9	18.0%	9.8% to 30.8%

Select a chart and choose "Clustered Column", "100% Stacked Column", or "Pie" chart in Powerpoint or
To create a correct "100% Stacked Column" chart, choose the chart then click "Switch Row/Column" (PC

Count

	Students at
Strongly ag	10
Agree	22
Disagree	6
Strongly di	3
I don't kno	9

Percent

	Students at this school know how to report an incident or
Strongly ag	20.0%
Agree	44.0%
Disagree	12.0%
Strongly di	6.0%
I don't kno	18.0%

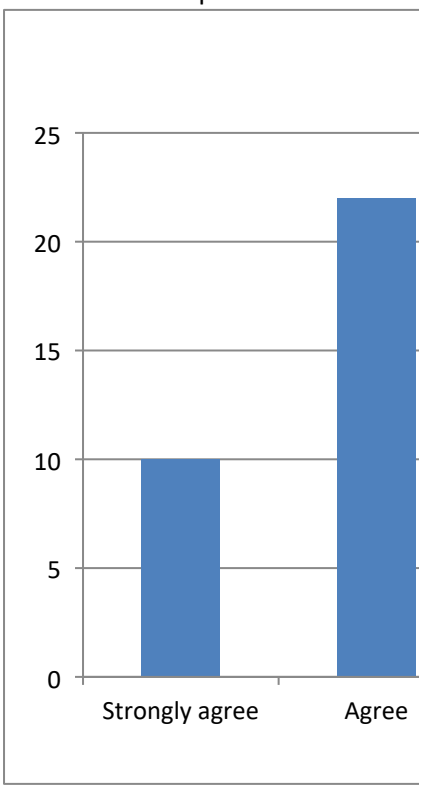

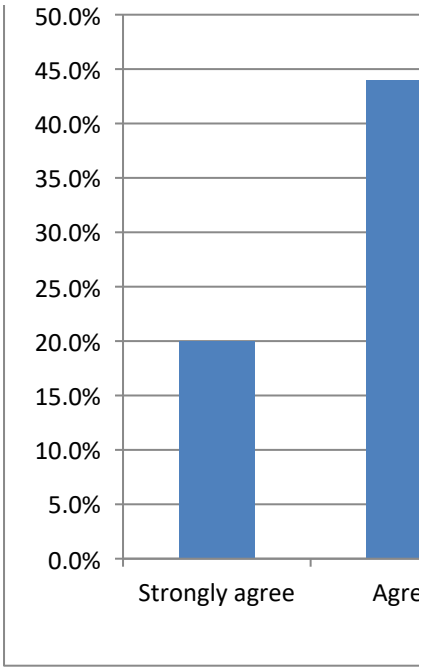
50.0%
45.0%
40.0%
35.0%
30.0%
25.0%
20.0%
15.0%
10.0%
5.0%
0.0%
Strongly agree
Agre

· Excel, to change the chart type.
C) or "Switch Plot" (Mac) in the chart tools

r concern.

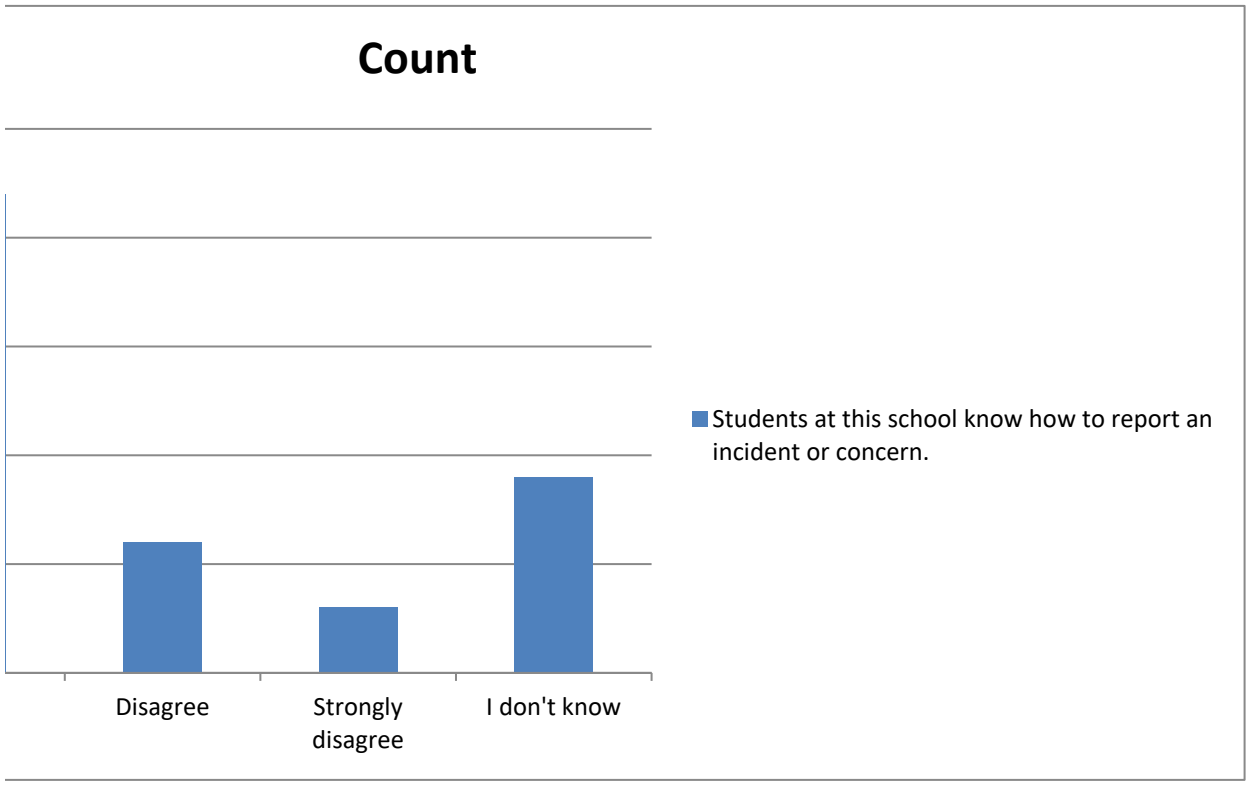

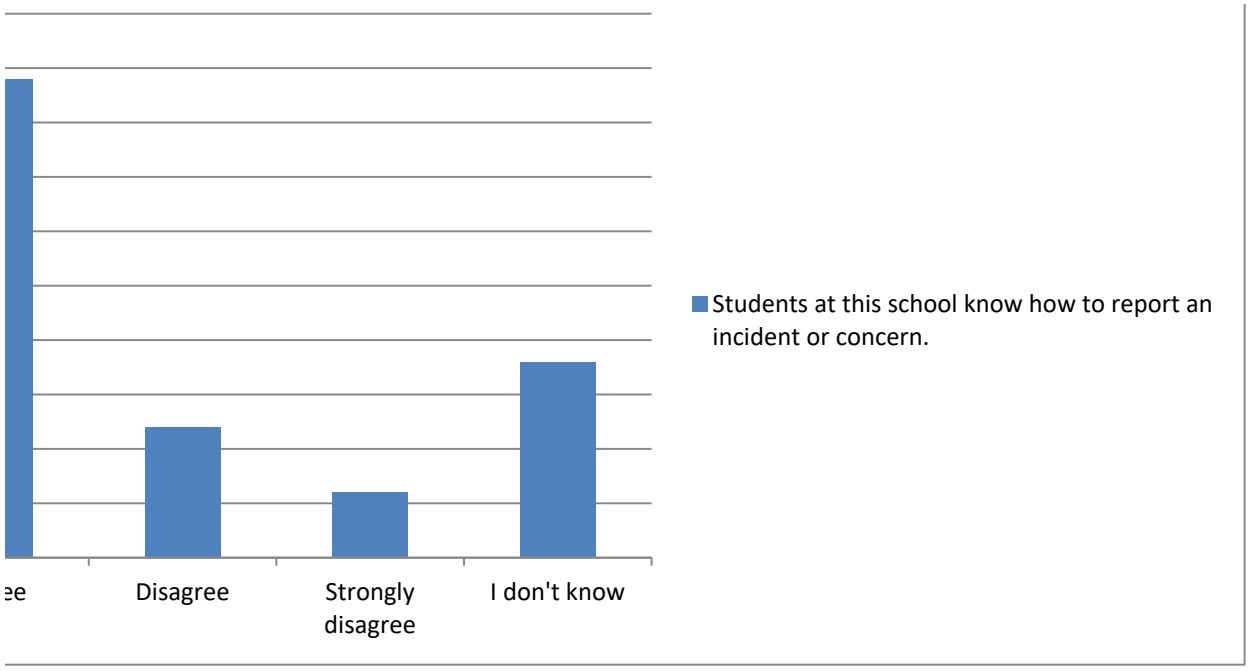
ee
Disagree
Strongly disagree
I don't know
Students at this school know how to report an incident or concern.

Summary of I know what to do if there is an emergency, natural disaster or a dangerous situation durin

Categorical Summary

Sample Siz	Average	Median	Number of Distinct Categories
51 of 51	3.254902	3	4

Recode	I know wha	Count	Percent of	Confidence Interval (Percent of Data)
4	Strongly ag	22	43.1%	30.5% to 56.7%
3	Agree	22	43.1%	30.5% to 56.7%
2	Disagree	5	9.8%	4.3% to 21.0%
1	Strongly di	2	3.9%	1.1% to 13.2%

Select a chart and choose "Clustered Column", "100% Stacked Column", or "Pie" chart in Powerpoint or
To create a correct "100% Stacked Column" chart, choose the chart then click "Switch Row/Column" (P

Recode		Count		Percent	
			I know wha		I know what to do if there is an em
4	Strongly ag		22	Strongly ag	43.1%
3	Agree		22	Agree	43.1%
2	Disagree		5	Disagree	9.8%
1	Strongly di		2	Strongly di	3.9%

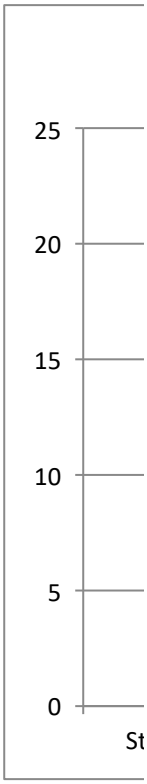

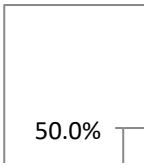


45.0%
40.0%
35.0%
30.0%
25.0%
20.0%
15.0%
10.0%
5.0%
0.0%

g the school day.

· Excel, to change the chart type.
C) or "Switch Plot" (Mac) in the chart tools

nergency, natural disaster or a dangerous situation during the school day.

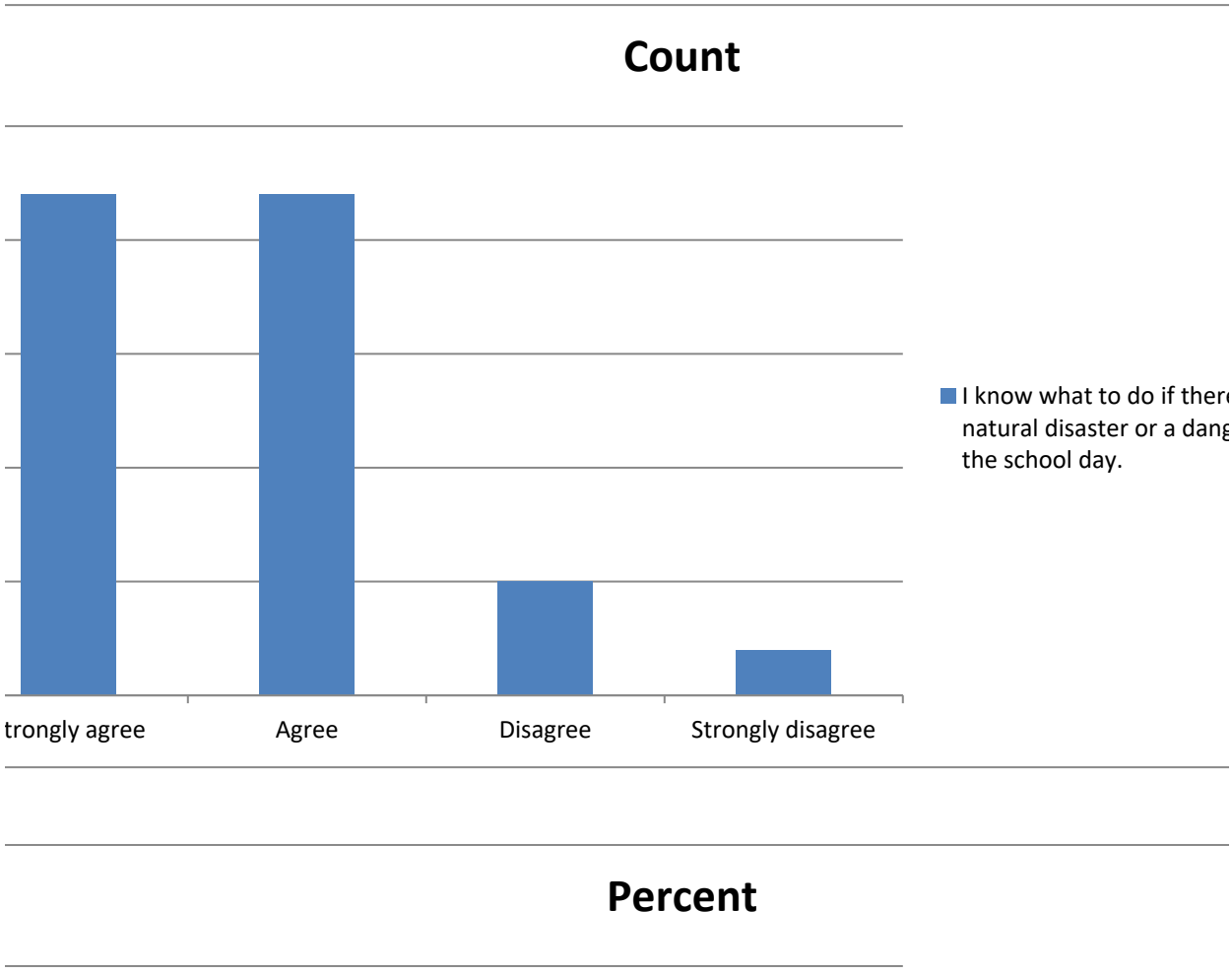

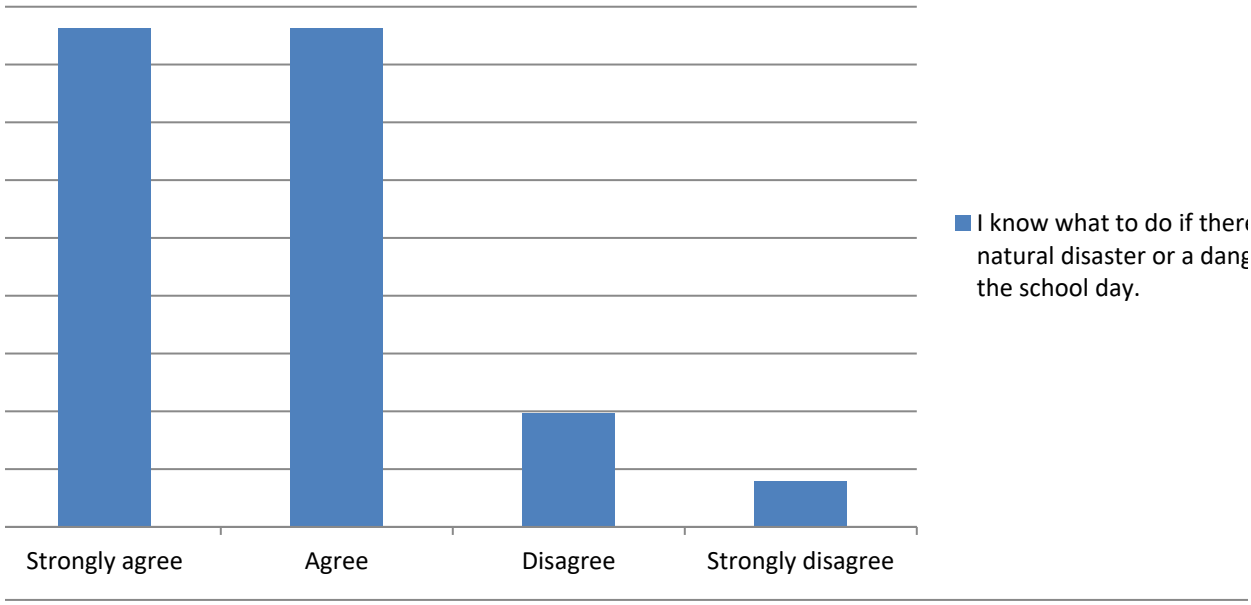
Strongly agree
Agree
Disagree
Strongly disagree
I know what to do if ther
natural disaster or a dang
the school day.

e is an emergency,
gerous situation during

e is an emergency,
gerous situation during

Summary of The school has a written plan that clearly describes procedures to be performed in an eme

Categorical Summary

Sample Siz	Number of Distinct Categories
51 of 51	5

The school	Count	Percent of	Confidence Interval (Percent of Data)
Strongly ag	23	45.1%	32.3% to 58.6%
Agree	18	35.3%	23.6% to 49.0%
Disagree	1	2.0%	0.3% to 10.3%
Strongly di	2	3.9%	1.1% to 13.2%
I don't kno	7	13.7%	6.8% to 25.7%

Select a chart and choose "Clustered Column", "100% Stacked Column", or "Pie" chart in Powerpoint or
To create a correct "100% Stacked Column" chart, choose the chart then click "Switch Row/Column" (P

Count

	The school
Strongly ag	23
Agree	18
Disagree	1
Strongly di	2
I don't kno	7

Percent

	The school has a written plan that clearly describes proce
Strongly ag	45.1%
Agree	35.3%
Disagree	2.0%
Strongly di	3.9%
I don't kno	13.7%

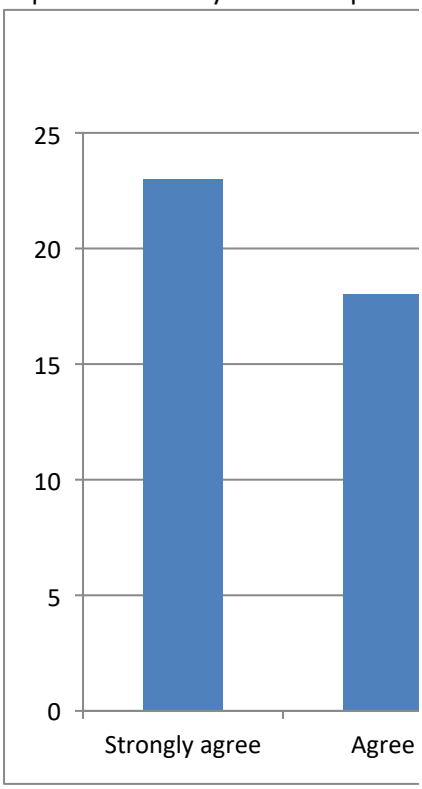

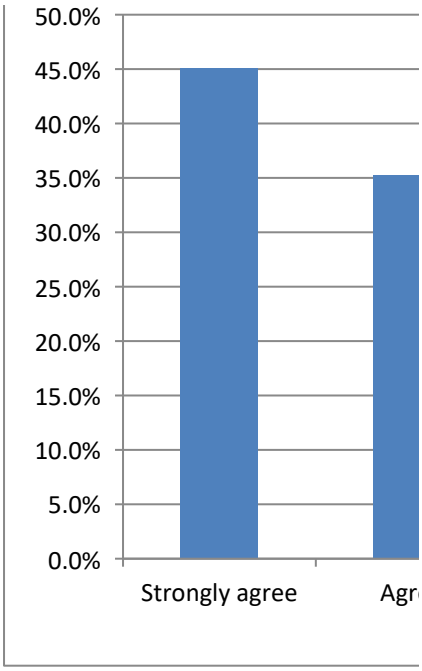
50.0%
45.0%
40.0%
35.0%
30.0%
25.0%
20.0%
15.0%
10.0%
5.0%
0.0%
Strongly agree
Agr

rgency.

· Excel, to change the chart type.
C) or "Switch Plot" (Mac) in the chart tools

edures to be performed in an emergency.

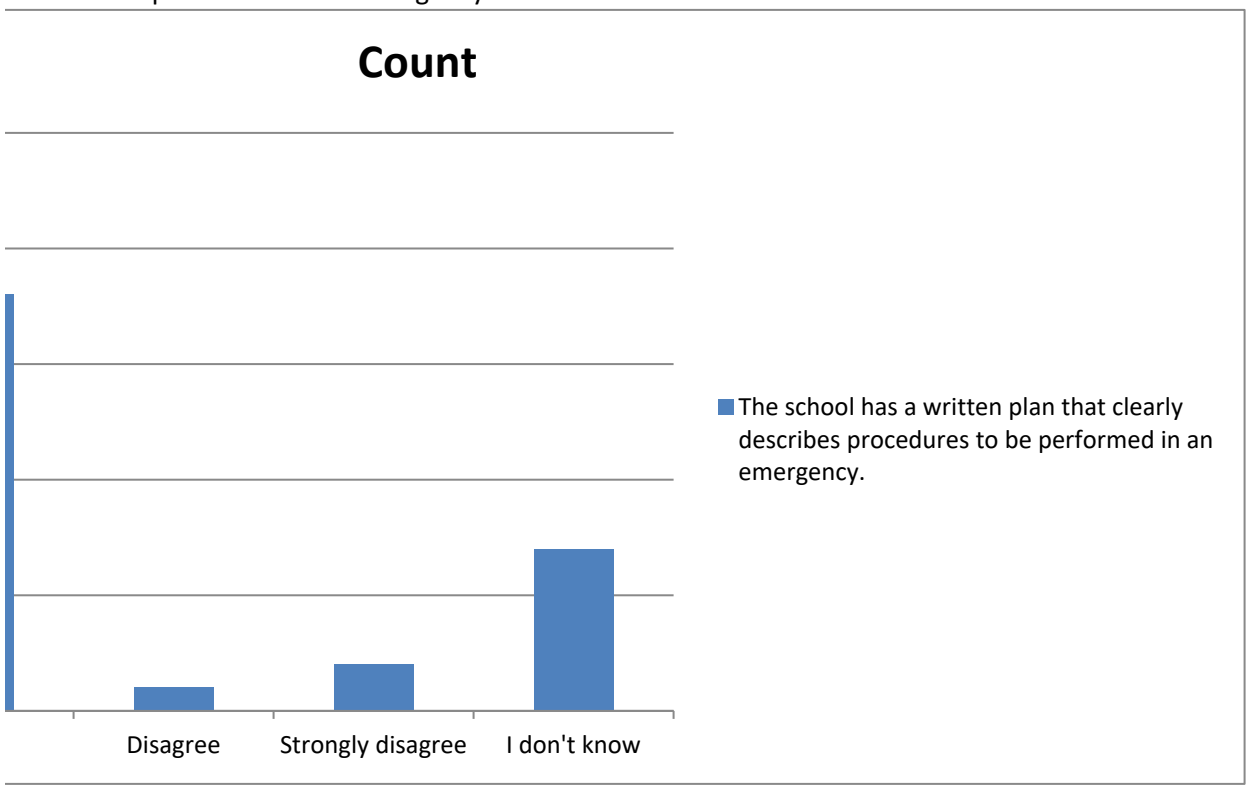

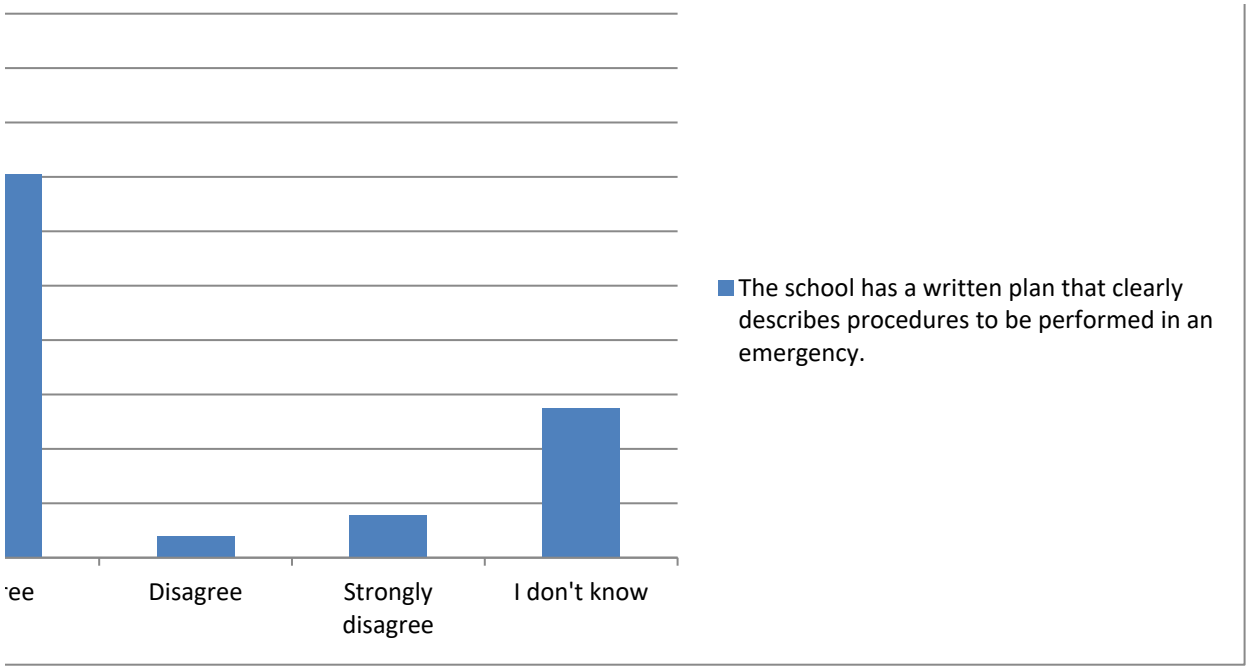
ee
Disagree
Strongly disagree
I don't know
The school has a written plan that clearly describes procedures to be performed in an emergency.

Summary of This school or LEA (district/charter) provides training in safety procedures to staff (e.g. lock

Categorical Summary

Sample Siz	Number of Distinct Categories
50 of 50	4

This school	Count	Percent of	Confidence Interval (Percent of Data)
Strongly ag	25	50.0%	36.6% to 63.4%
Agree	17	34.0%	22.4% to 47.8%
Disagree	4	8.0%	3.2% to 18.8%
Strongly di	4	8.0%	3.2% to 18.8%

Select a chart and choose "Clustered Column", "100% Stacked Column", or "Pie" chart in Powerpoint or
To create a correct "100% Stacked Column" chart, choose the chart then click "Switch Row/Column" (PC

Count

	This school
Strongly ag	25
Agree	17
Disagree	4
Strongly di	4

Percent

	This school or LEA (district/charter) provides training in sa
Strongly ag	50.0%
Agree	34.0%
Disagree	8.0%
Strongly di	8.0%

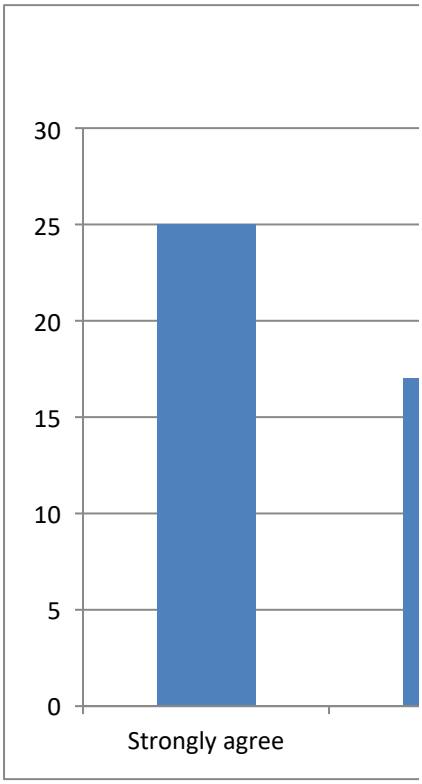

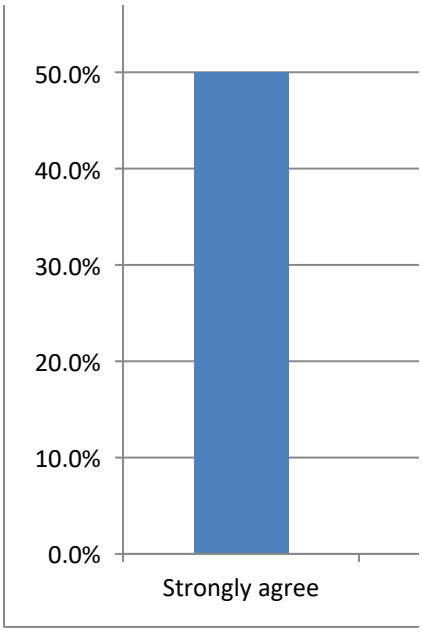
50.0%
40.0%
30.0%
20.0%
10.0%
0.0%
Strongly agree

:down, lockout, evacuate, shelter in place).

· Excel, to change the chart type.
C) or "Switch Plot" (Mac) in the chart tools

afety procedures to staff (e.g. lockdown, lockout, evacuate, shelter in place).

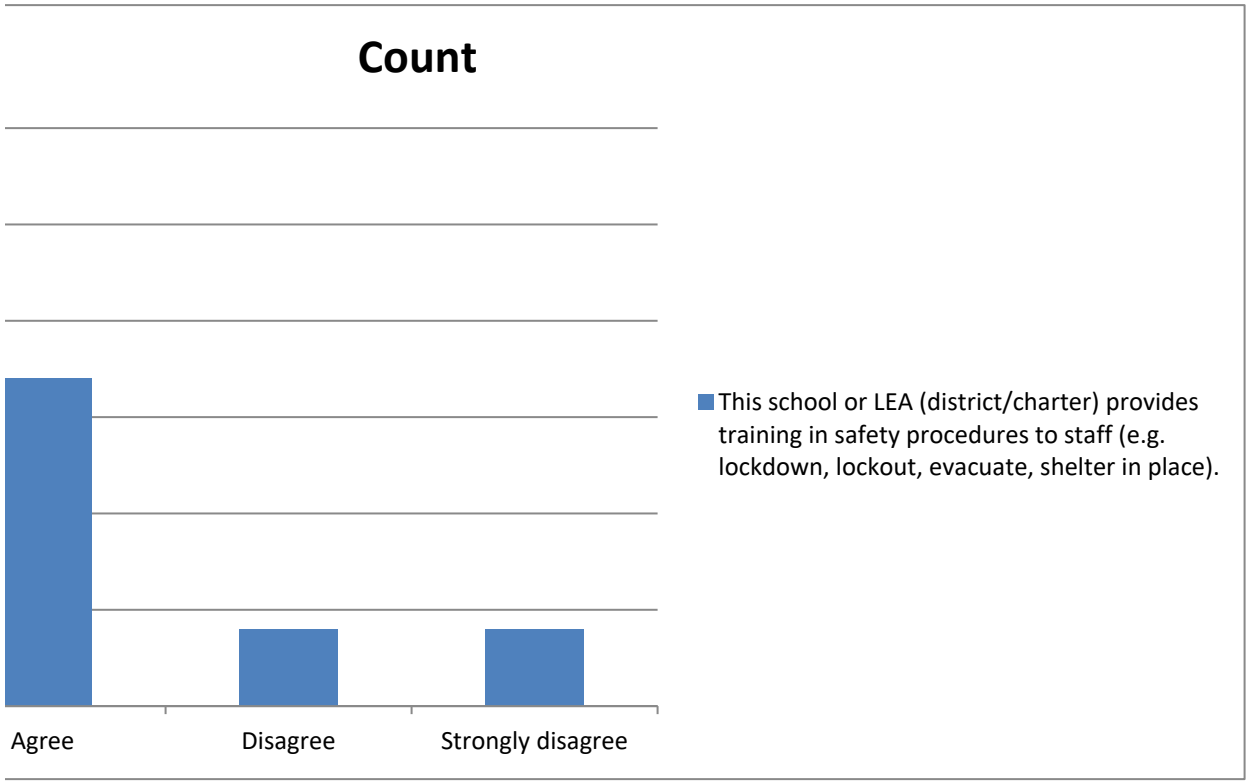

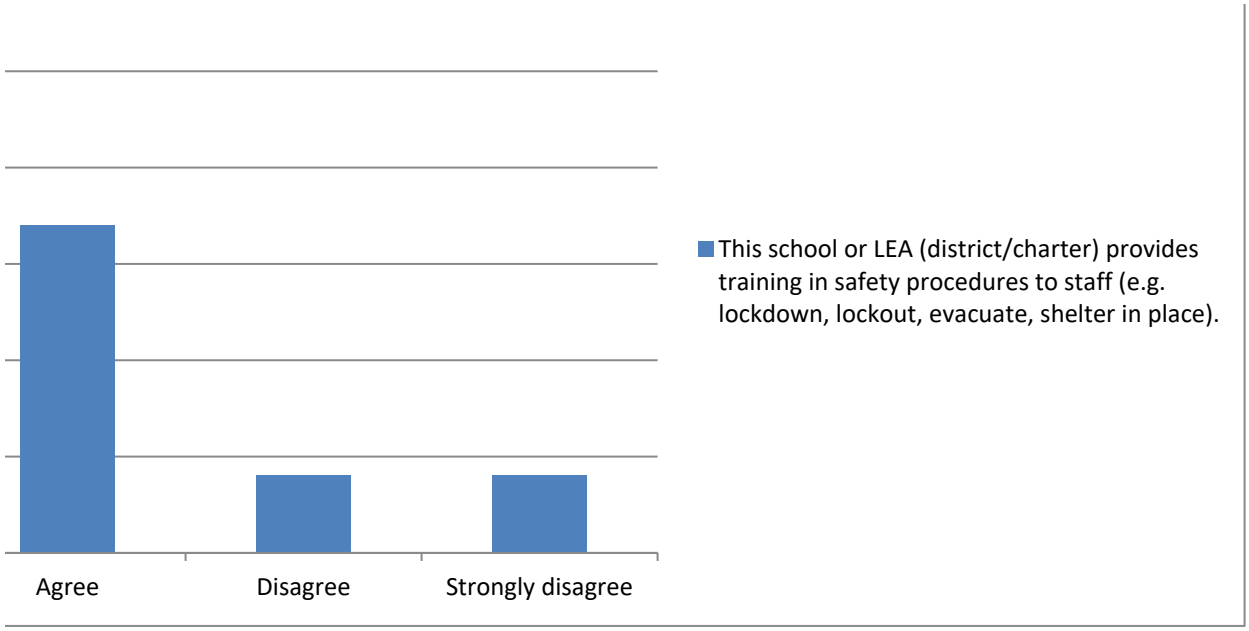
Agree
Disagree
Strongly disagree
This school or LEA (district/charter) provides training in safety procedures to staff (e.g. lockdown, lockout, evacuate, shelter in place).

Summary of My teaching is hindered by poor heating, cooling, and/or lighting systems at this school.

Categorical Summary

Sample Siz	Number of Distinct Categories
51 of 51	5

My teachin	Count	Percent of	Confidence Interval (Percent of Data)
Strongly ag	3	5.9%	2.0% to 15.9%
Agree	7	13.7%	6.8% to 25.7%
Disagree	18	35.3%	23.6% to 49.0%
Strongly di	13	25.5%	15.5% to 38.9%
Not applica	10	19.6%	11.0% to 32.5%

Select a chart and choose "Clustered Column", "100% Stacked Column", or "Pie" chart in Powerpoint or
To create a correct "100% Stacked Column" chart, choose the chart then click "Switch Row/Column" (PC

Count

	My teachin
Strongly ag	3
Agree	7
Disagree	18
Strongly di	13
Not applica	10

Percent

	My teaching is hindered by poor heating, cooling, and/or
Strongly ag	5.9%
Agree	13.7%
Disagree	35.3%
Strongly di	25.5%
Not applica	19.6%

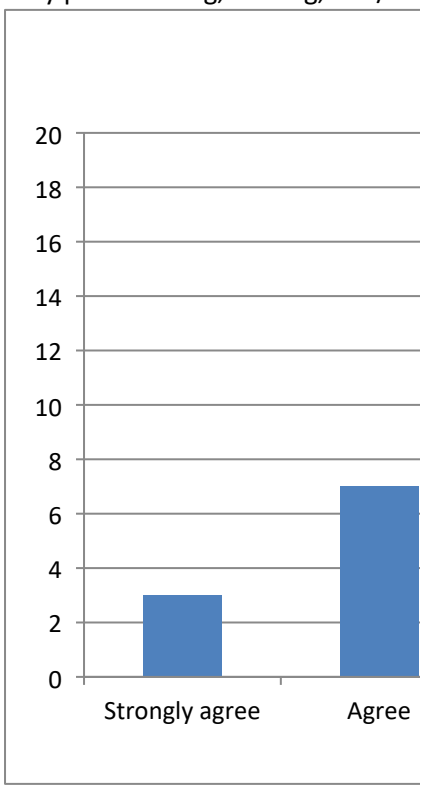

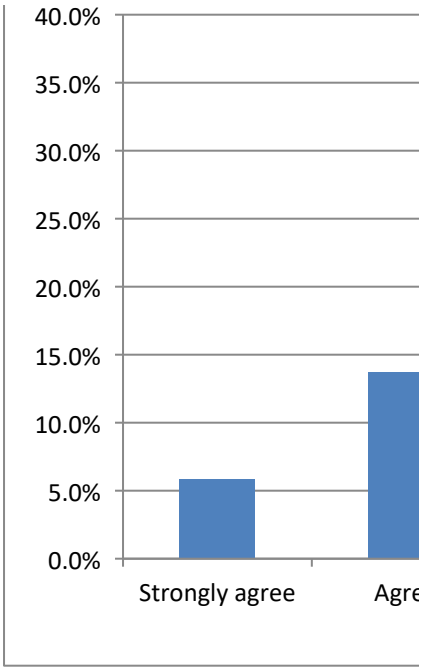
40.0%
35.0%
30.0%
25.0%
20.0%
15.0%
10.0%
5.0%
0.0%
Strongly agree
Agre

· Excel, to change the chart type.
C) or "Switch Plot" (Mac) in the chart tools

lighting systems at this school.

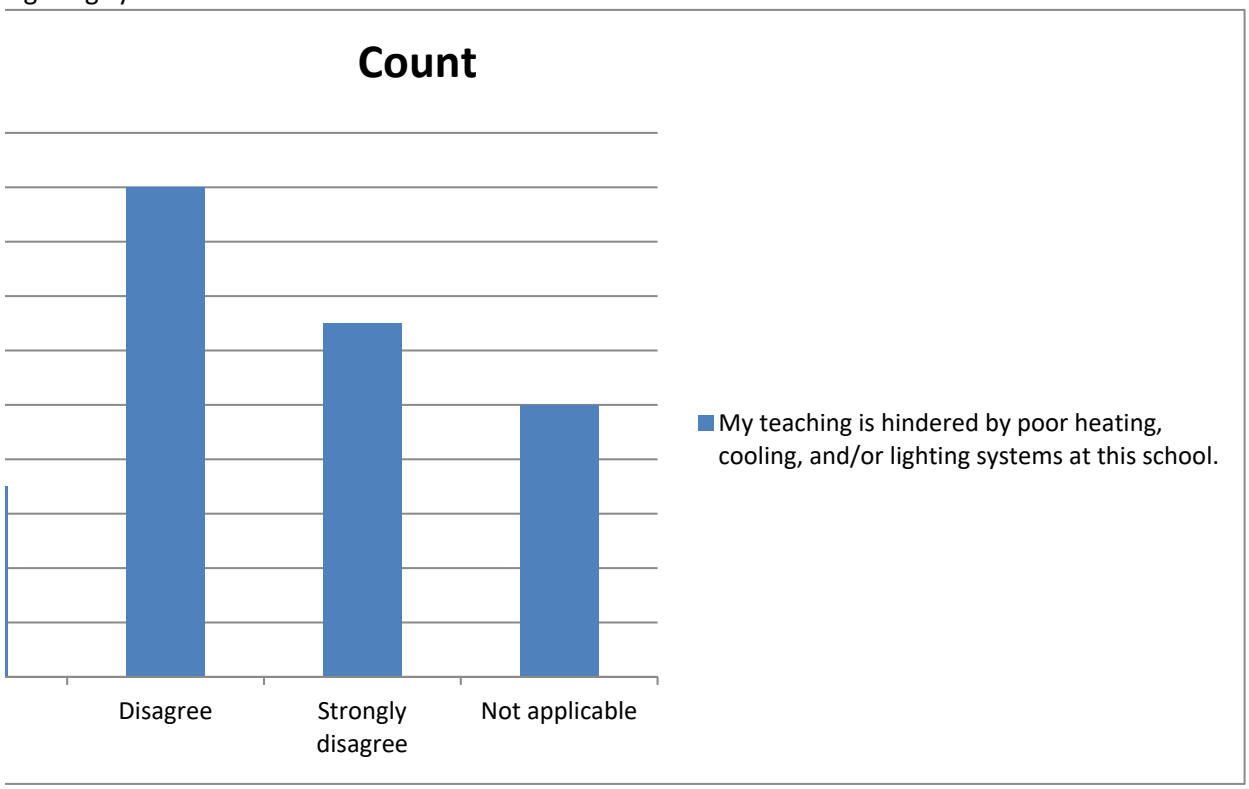

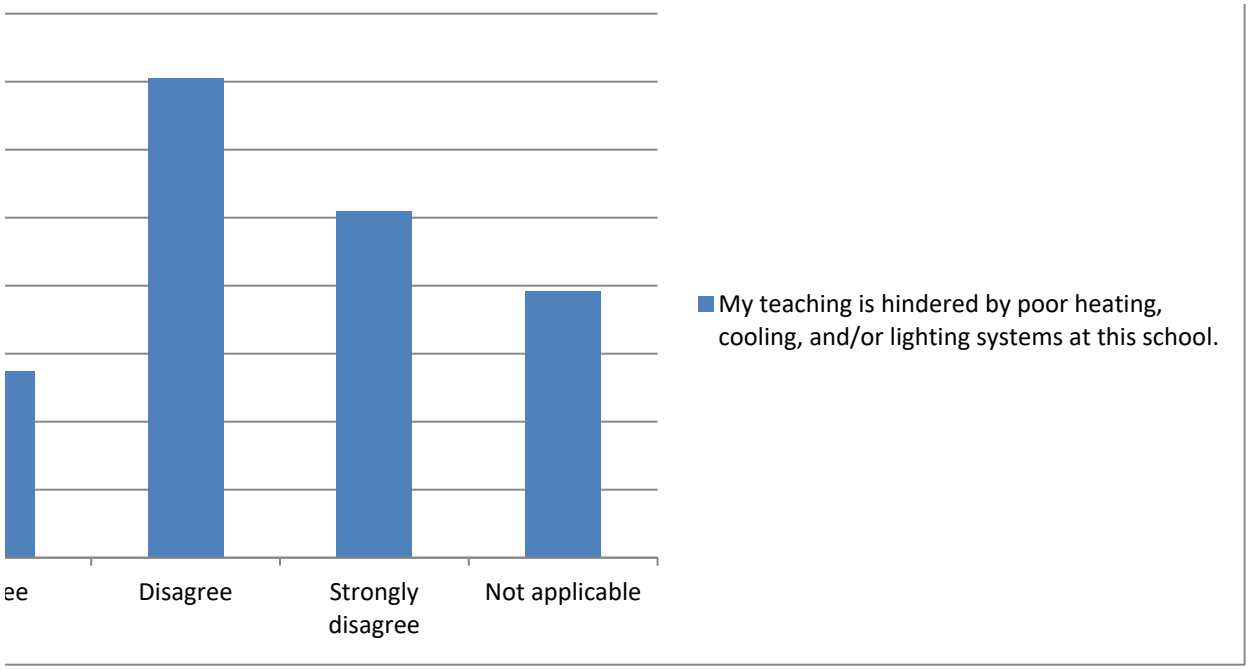
ee
Disagree
Strongly disagree
Not applicable
My teaching is hindered by poor heating, cooling, and/or lighting systems at this school.

Summary of School rules are applied equally to all students.

Categorical Summary

Sample Siz	Number of Distinct Categories
49 of 49	5

School rule	Count	Percent of	Confidence Interval (Percent of Data)
Strongly ag	13	26.5%	16.2% to 40.3%
Agree	18	36.7%	24.7% to 50.7%
Disagree	9	18.4%	10.0% to 31.4%
Strongly di	2	4.1%	1.1% to 13.7%
I don't kno	7	14.3%	7.1% to 26.7%

Select a chart and choose "Clustered Column", "100% Stacked Column", or "Pie" chart in Powerpoint or
To create a correct "100% Stacked Column" chart, choose the chart then click "Switch Row/Column" (PC

Count

School rule	
Strongly ag	13
Agree	18
Disagree	9
Strongly di	2
I don't kno	7

Percent

School rules are applied equally to all students.	
Strongly ag	26.5%
Agree	36.7%
Disagree	18.4%
Strongly di	4.1%
I don't kno	14.3%

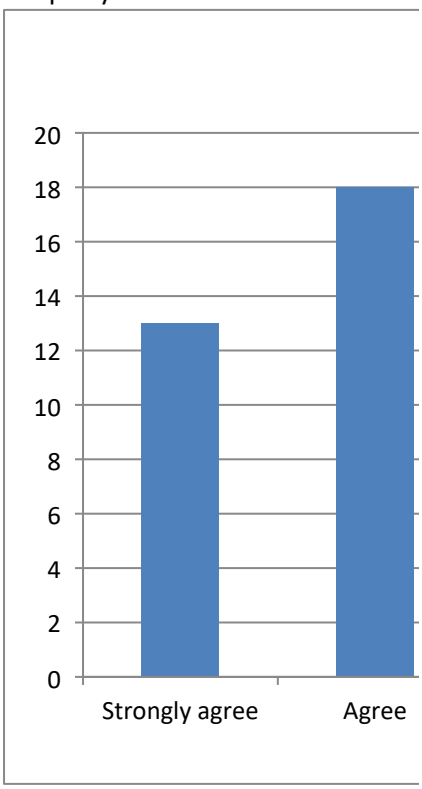

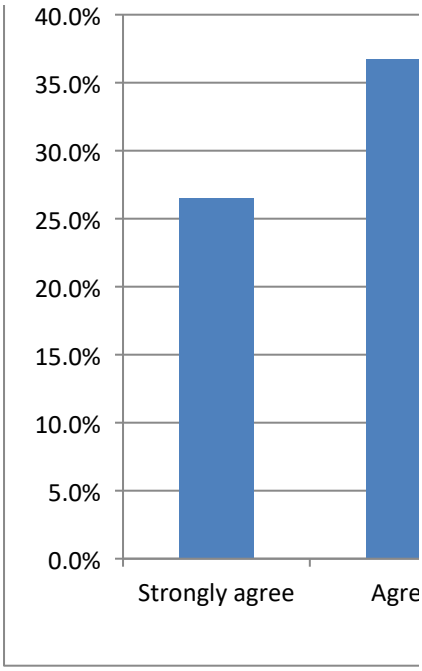
40.0%
35.0%
30.0%
25.0%
20.0%
15.0%
10.0%
5.0%
0.0%
Strongly agree
Agre

· Excel, to change the chart type.
C) or "Switch Plot" (Mac) in the chart tools

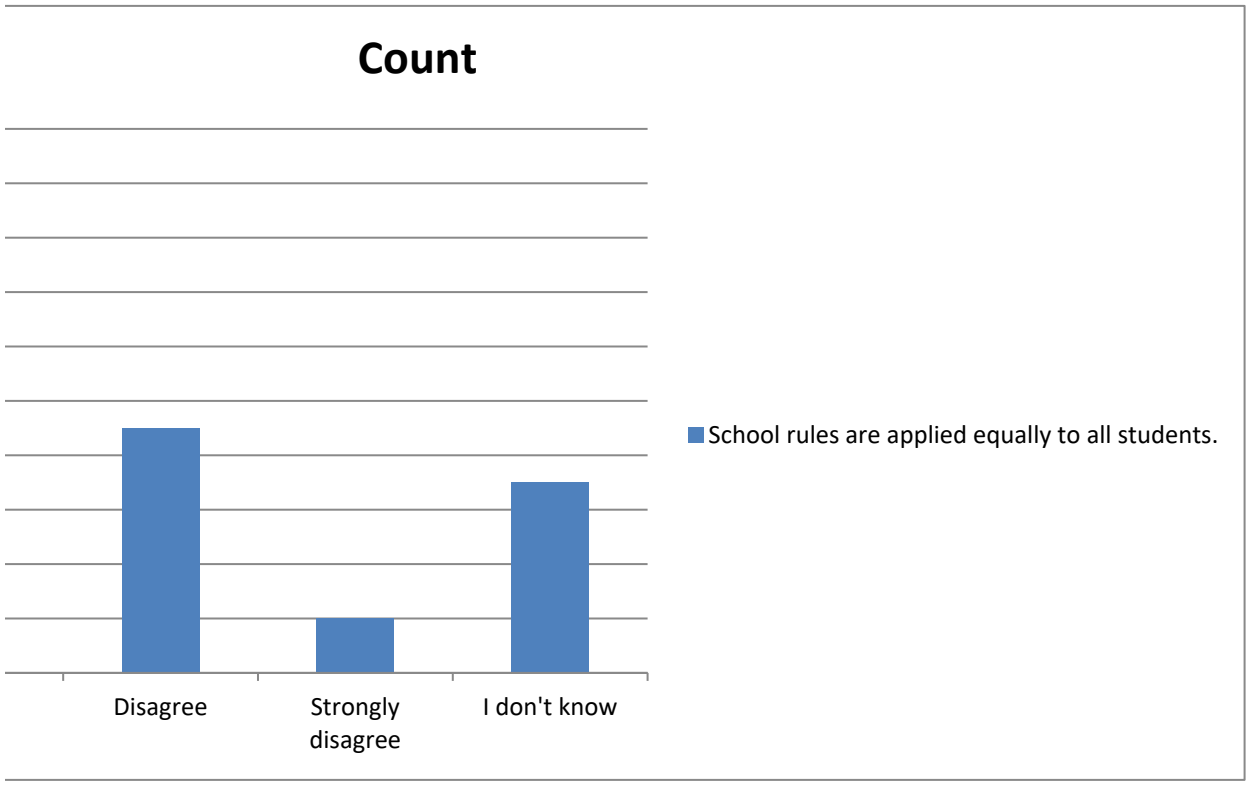

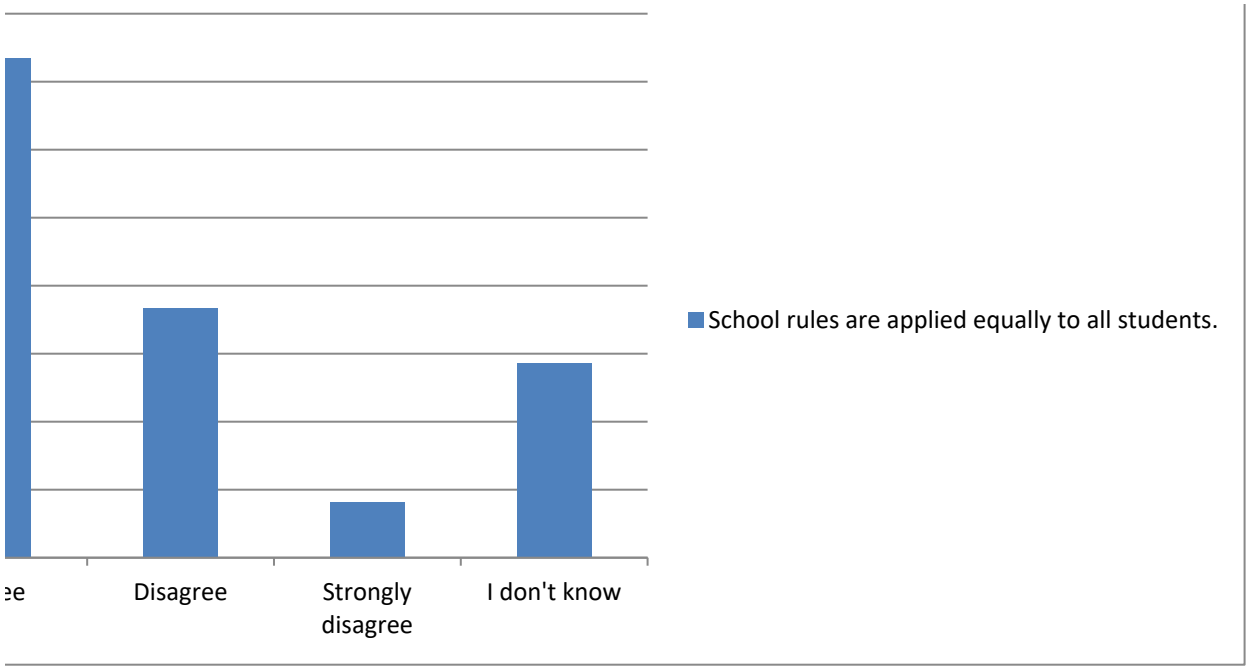
ee
Disagree
Strongly disagree
I don't know
School rules are applied equally to all students.

Summary of At this school, all students are treated equally, regardless of whether their parents are rich

Categorical Summary

Sample Siz	Number of Distinct Categories
49 of 49	5

At this schc	Count	Percent of	Confidence Interval (Percent of Data)
Strongly ag	17	34.7%	22.9% to 48.7%
Agree	17	34.7%	22.9% to 48.7%
Disagree	8	16.3%	8.5% to 29.0%
Strongly di	2	4.1%	1.1% to 13.7%
I don't kno	5	10.2%	4.4% to 21.8%

Select a chart and choose "Clustered Column", "100% Stacked Column", or "Pie" chart in Powerpoint or
To create a correct "100% Stacked Column" chart, choose the chart then click "Switch Row/Column" (PC

Count

	At this schc
Strongly ag	17
Agree	17
Disagree	8
Strongly di	2
I don't kno	5

Percent

	At this school, all students are treated equally, regardless
Strongly ag	34.7%
Agree	34.7%
Disagree	16.3%
Strongly di	4.1%
I don't kno	10.2%

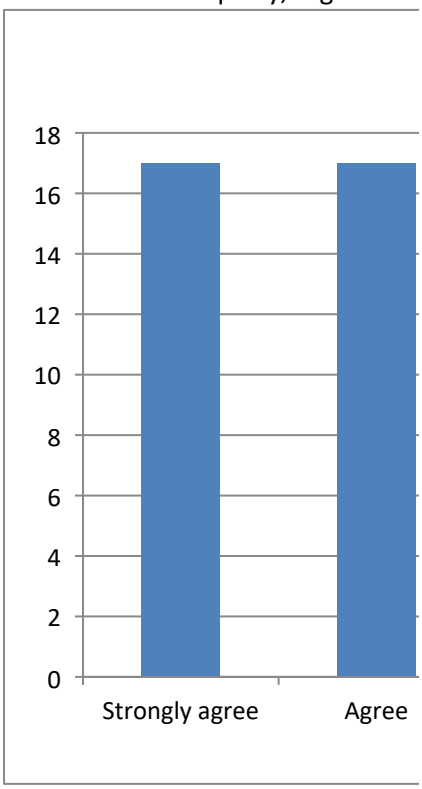

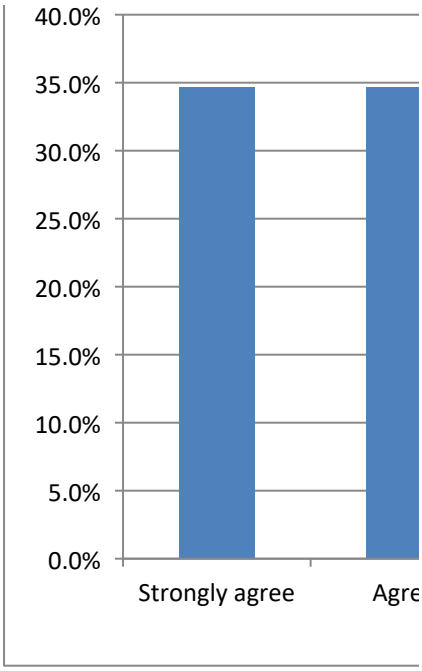
40.0%
35.0%
30.0%
25.0%
20.0%
15.0%
10.0%
5.0%
0.0%
Strongly agree
Agre

or poor.

Excel, to change the chart type.
C) or "Switch Plot" (Mac) in the chart tools

of whether their parents are rich or poor.

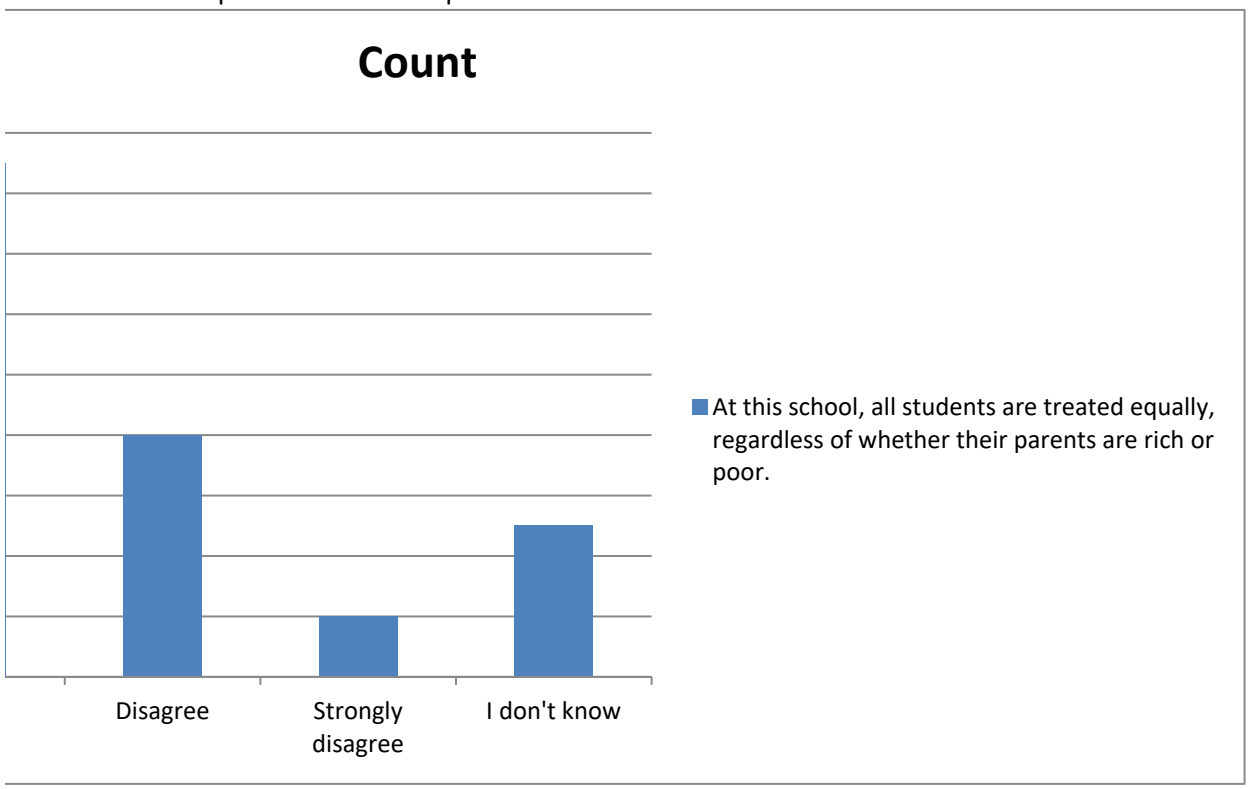

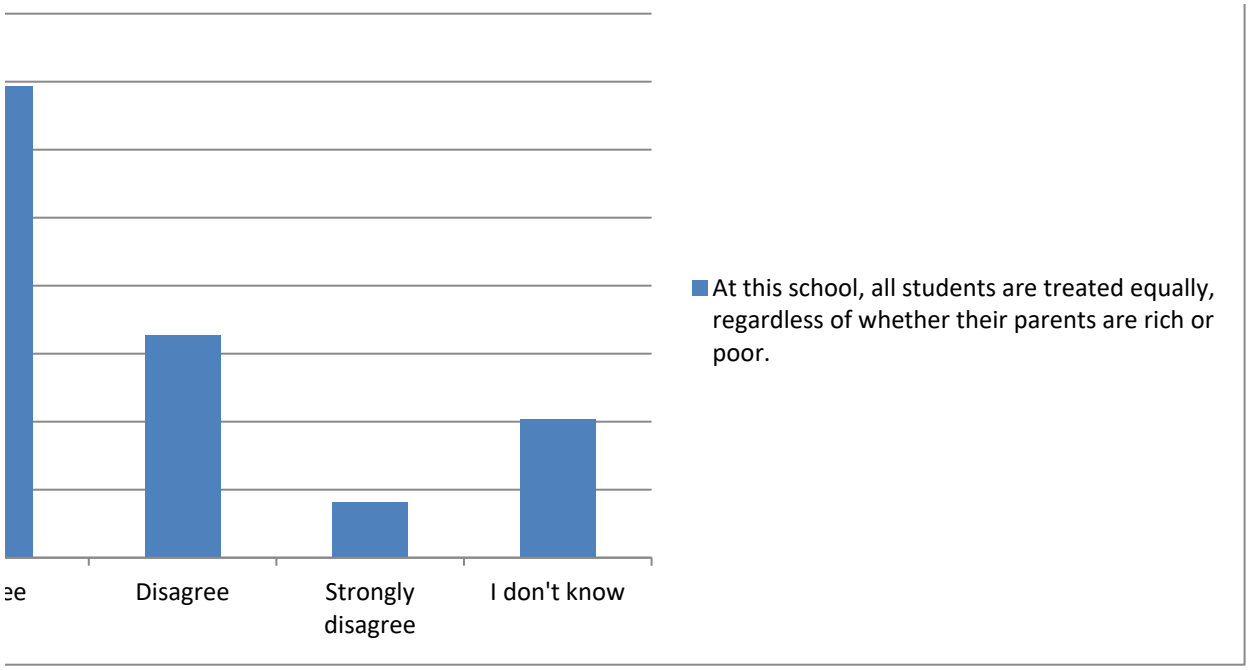
ee
Disagree
Strongly disagree
I don't know
At this school, all students are treated equally, regardless of whether their parents are rich or poor.

Summary of My school is a safe place for students.

Categorical Summary

Sample Size	Number of Distinct Categories
49 of 49	4

My school i	Count	Percent of	Confidence Interval (Percent of Data)
Strongly ag	22	44.9%	31.9% to 58.7%
Agree	24	49.0%	35.6% to 62.5%
Disagree	2	4.1%	1.1% to 13.7%
Strongly di	1	2.0%	0.4% to 10.7%

Select a chart and choose "Clustered Column", "100% Stacked Column", or "Pie" chart in Powerpoint or
To create a correct "100% Stacked Column" chart, choose the chart then click "Switch Row/Column" (PC

Count

	My school i
Strongly ag	22
Agree	24
Disagree	2
Strongly di	1

Percent

	My school is a safe place for students.
Strongly ag	44.9%
Agree	49.0%
Disagree	4.1%
Strongly di	2.0%

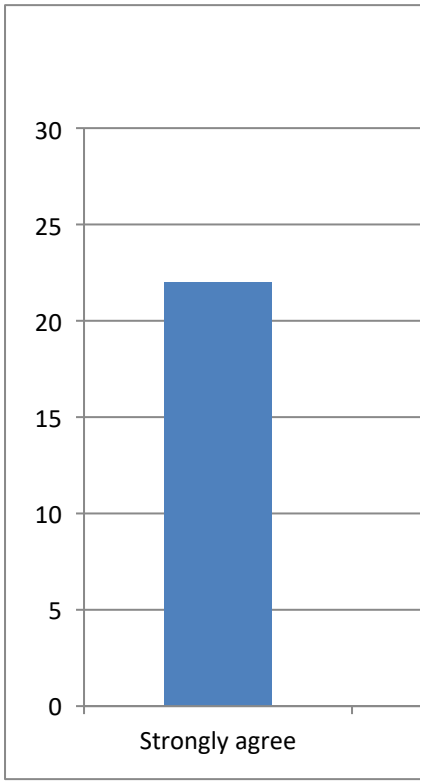

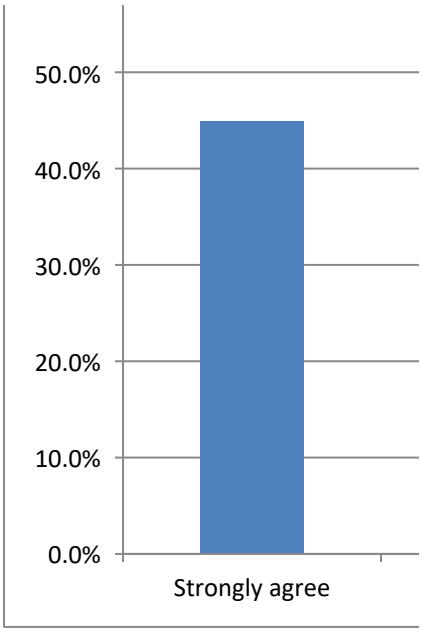
50.0%
40.0%
30.0%
20.0%
10.0%
0.0%
Strongly agree

· Excel, to change the chart type.
C) or "Switch Plot" (Mac) in the chart tools

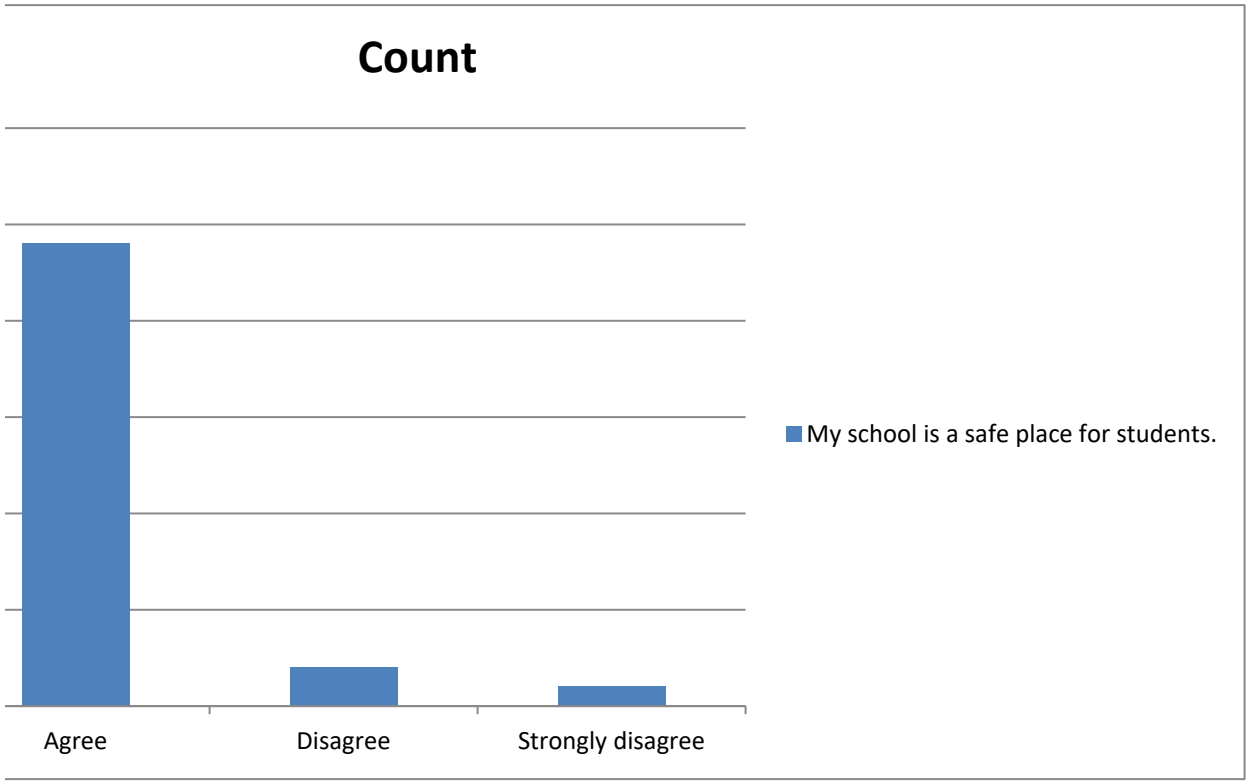

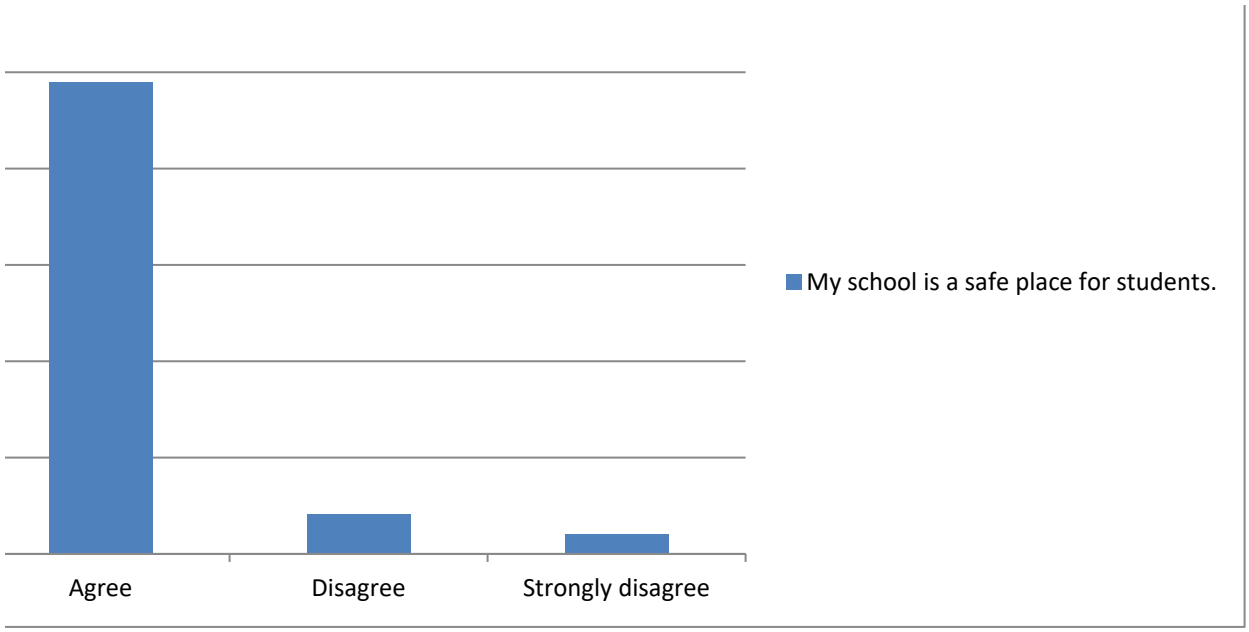
Agree
Disagree
Strongly disagree
My school is a safe place for students.

Summary of Students and adults listen to each other at our school.

Categorical Summary

Sample Siz	Number of Distinct Categories
47 of 47	4

Students a	Count	Percent of	Confidence Interval (Percent of Data)
Strongly ag	12	25.5%	15.3% to 39.5%
Agree	28	59.6%	45.3% to 72.4%
Disagree	5	10.6%	4.6% to 22.6%
Strongly di	2	4.3%	1.2% to 14.2%

Select a chart and choose "Clustered Column", "100% Stacked Column", or "Pie" chart in Powerpoint or
To create a correct "100% Stacked Column" chart, choose the chart then click "Switch Row/Column" (P

Count

	Students a
Strongly ag	12
Agree	28
Disagree	5
Strongly di	2

Percent

	Students and adults listen to each other at our school.
Strongly ag	25.5%
Agree	59.6%
Disagree	10.6%
Strongly di	4.3%

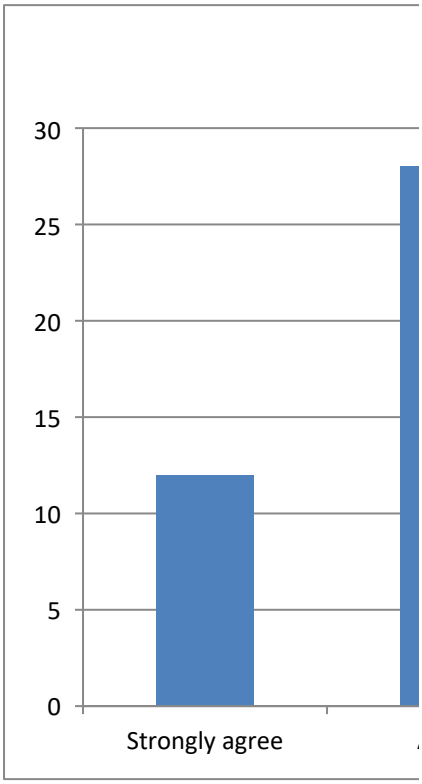

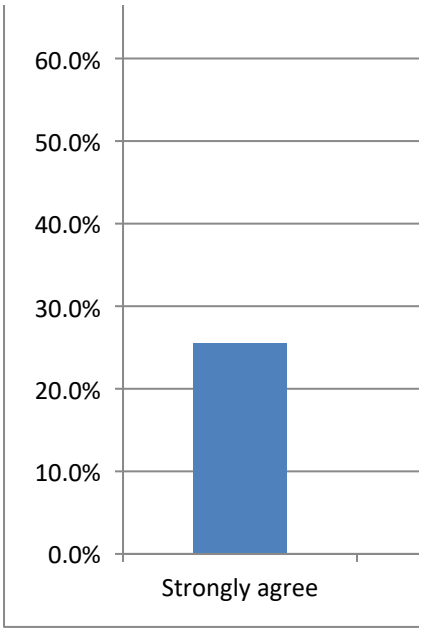
60.0%
50.0%
40.0%
30.0%
20.0%
10.0%
0.0%
Strongly agree

· Excel, to change the chart type.
C) or "Switch Plot" (Mac) in the chart tools

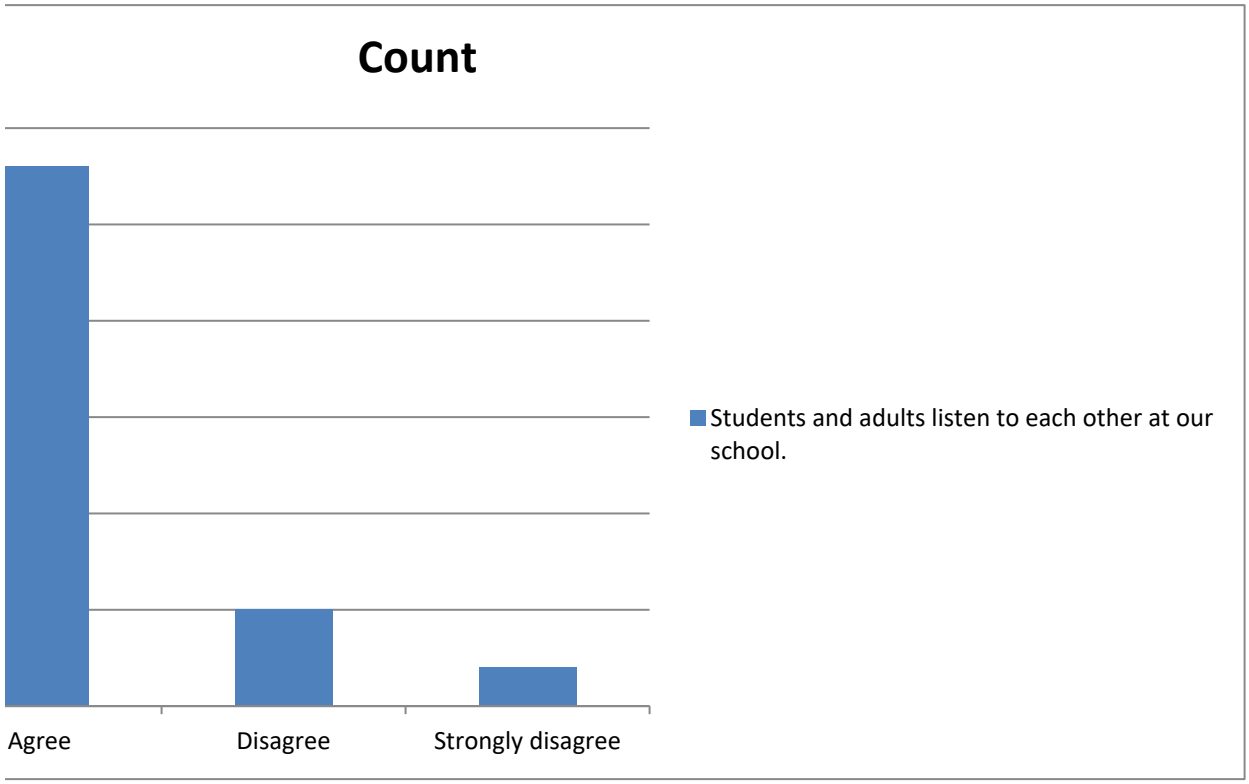

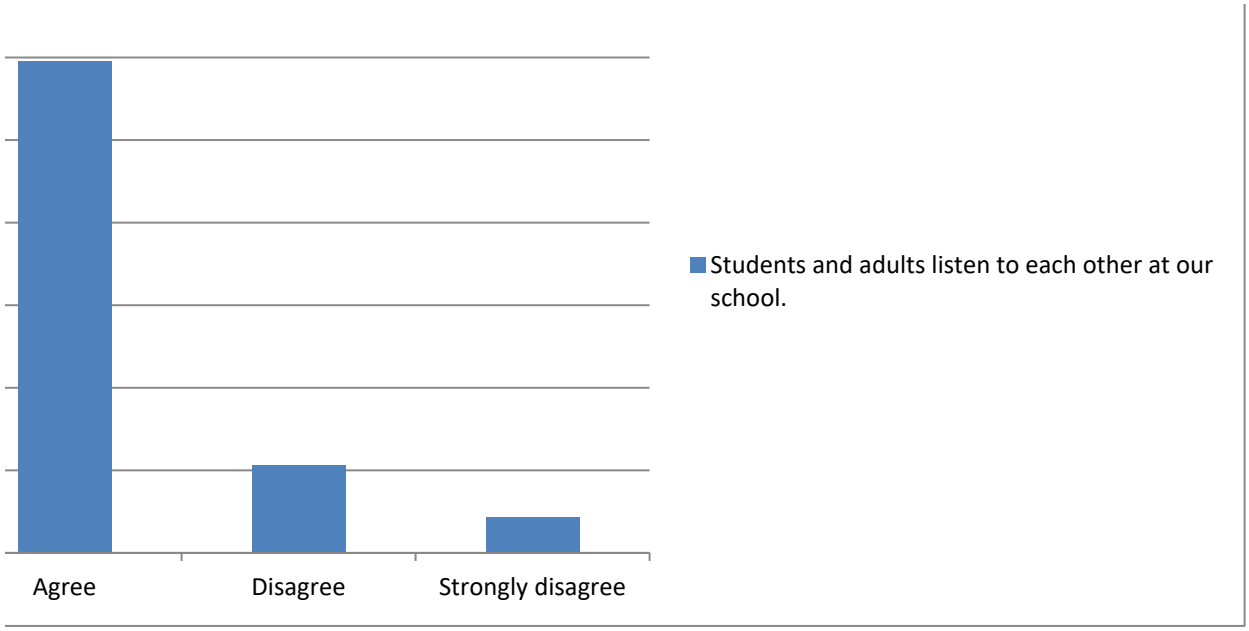
Agree
Disagree
Strongly disagree
Students and adults listen to each other at our school.

Summary of This school collaborates with community organizations to address youth concerns.

Categorical Summary

Sample Siz	Number of Distinct Categories
48 of 48	5

This school	Count	Percent of	Confidence Interval (Percent of Data)
Strongly ag	16	33.3%	21.7% to 47.5%
Agree	20	41.7%	28.8% to 55.7%
Disagree	5	10.4%	4.5% to 22.2%
Strongly di	3	6.3%	2.1% to 16.8%
I don't kno	4	8.3%	3.3% to 19.6%

Select a chart and choose "Clustered Column", "100% Stacked Column", or "Pie" chart in Powerpoint or
To create a correct "100% Stacked Column" chart, choose the chart then click "Switch Row/Column" (PC

Count

	This school
Strongly ag	16
Agree	20
Disagree	5
Strongly di	3
I don't kno	4

Percent

	This school collaborates with community organizations to
Strongly ag	33.3%
Agree	41.7%
Disagree	10.4%
Strongly di	6.3%
I don't kno	8.3%

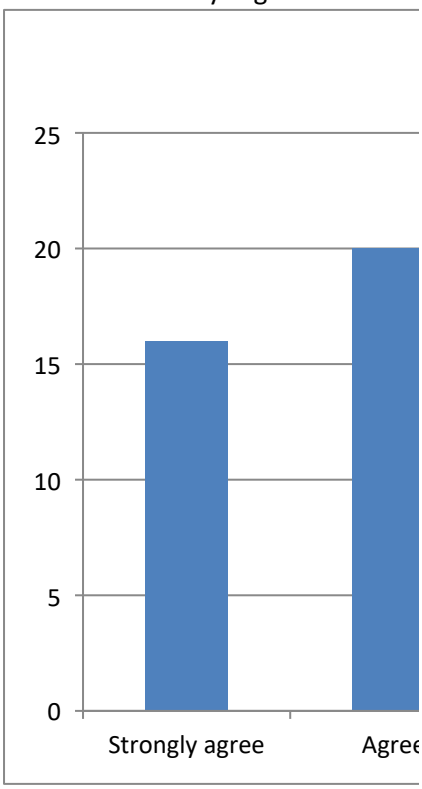

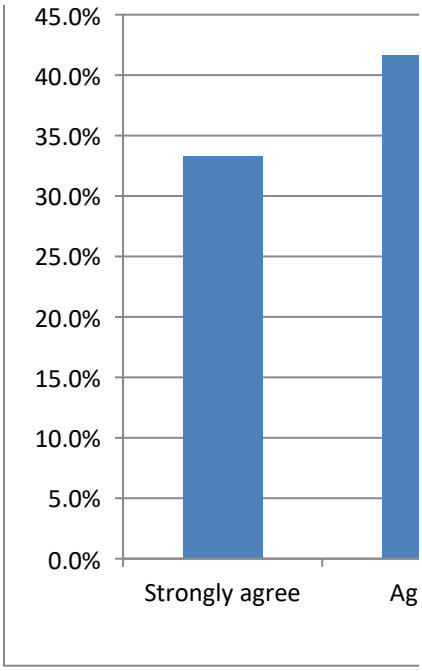
45.0%
40.0%
35.0%
30.0%
25.0%
20.0%
15.0%
10.0%
5.0%
0.0%
Strongly agree
Ag

· Excel, to change the chart type.
C) or "Switch Plot" (Mac) in the chart tools

› address youth concerns.

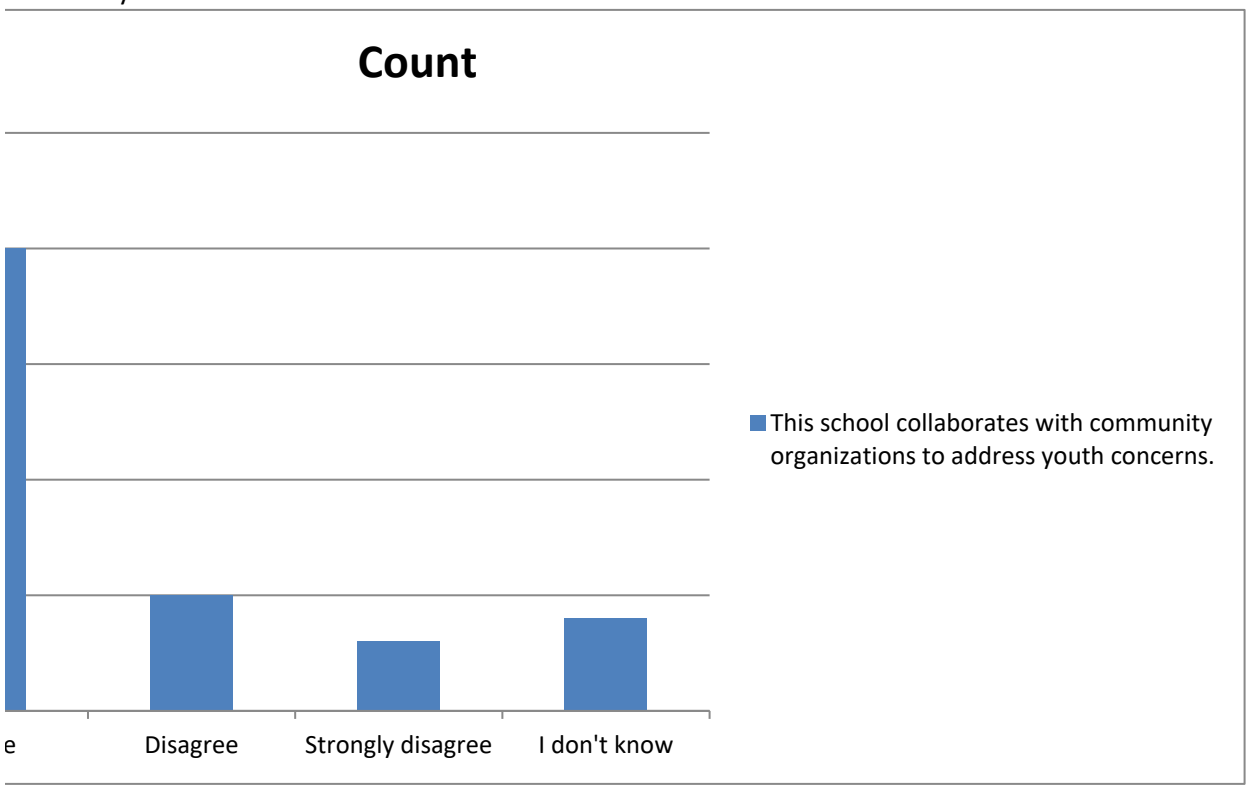

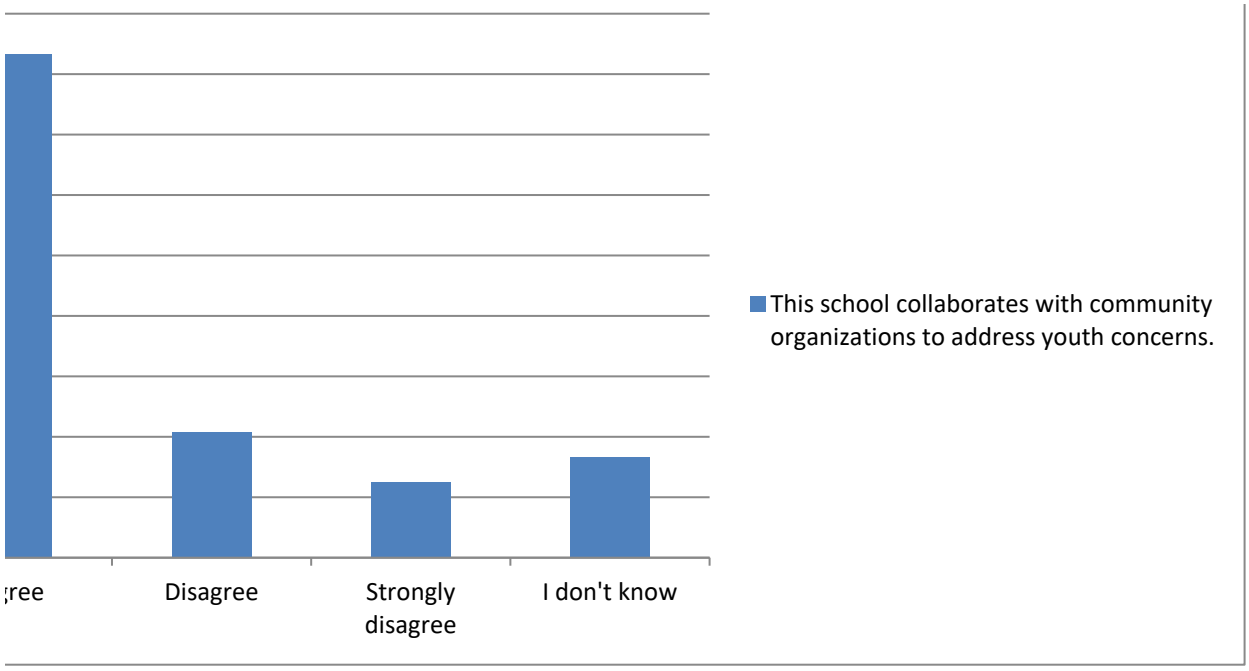
gree
Disagree
Strongly disagree
I don't know
This school collaborates with community organizations to address youth concerns.

Summary of Students learn about healthy relationships and communication at school.

Categorical Summary

Sample Siz	Number of Distinct Categories
48 of 48	5

Students le	Count	Percent of	Confidence Interval (Percent of Data)
Strongly ag	14	29.2%	18.2% to 43.2%
Agree	23	47.9%	34.5% to 61.7%
Disagree	5	10.4%	4.5% to 22.2%
Strongly di	2	4.2%	1.2% to 14.0%
I don't kno	4	8.3%	3.3% to 19.6%

Select a chart and choose "Clustered Column", "100% Stacked Column", or "Pie" chart in Powerpoint or
To create a correct "100% Stacked Column" chart, choose the chart then click "Switch Row/Column" (PC

Count

	Students le
Strongly ag	14
Agree	23
Disagree	5
Strongly di	2
I don't kno	4

Percent

	Students learn about healthy relationships and communic
Strongly ag	29.2%
Agree	47.9%
Disagree	10.4%
Strongly di	4.2%
I don't kno	8.3%

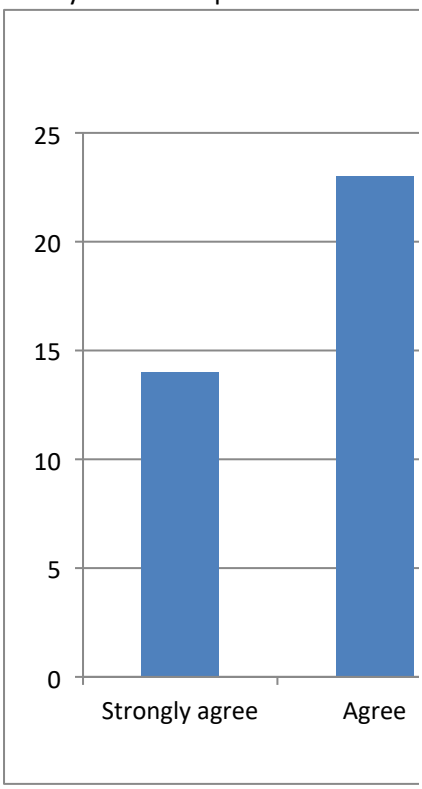

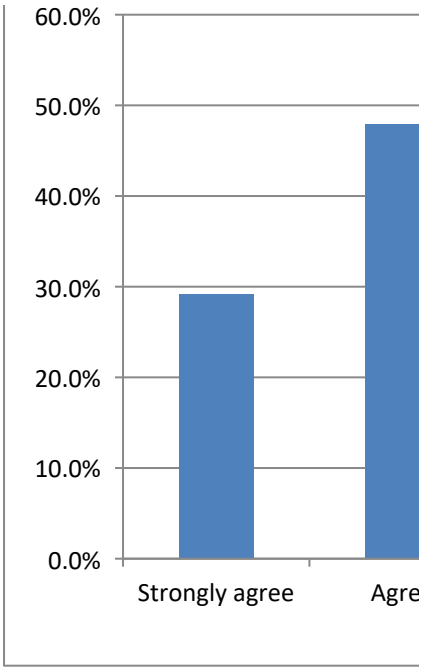
60.0%
50.0%
40.0%
30.0%
20.0%
10.0%
0.0%
Strongly agree
Agre

· Excel, to change the chart type.
C) or "Switch Plot" (Mac) in the chart tools

cation at school.

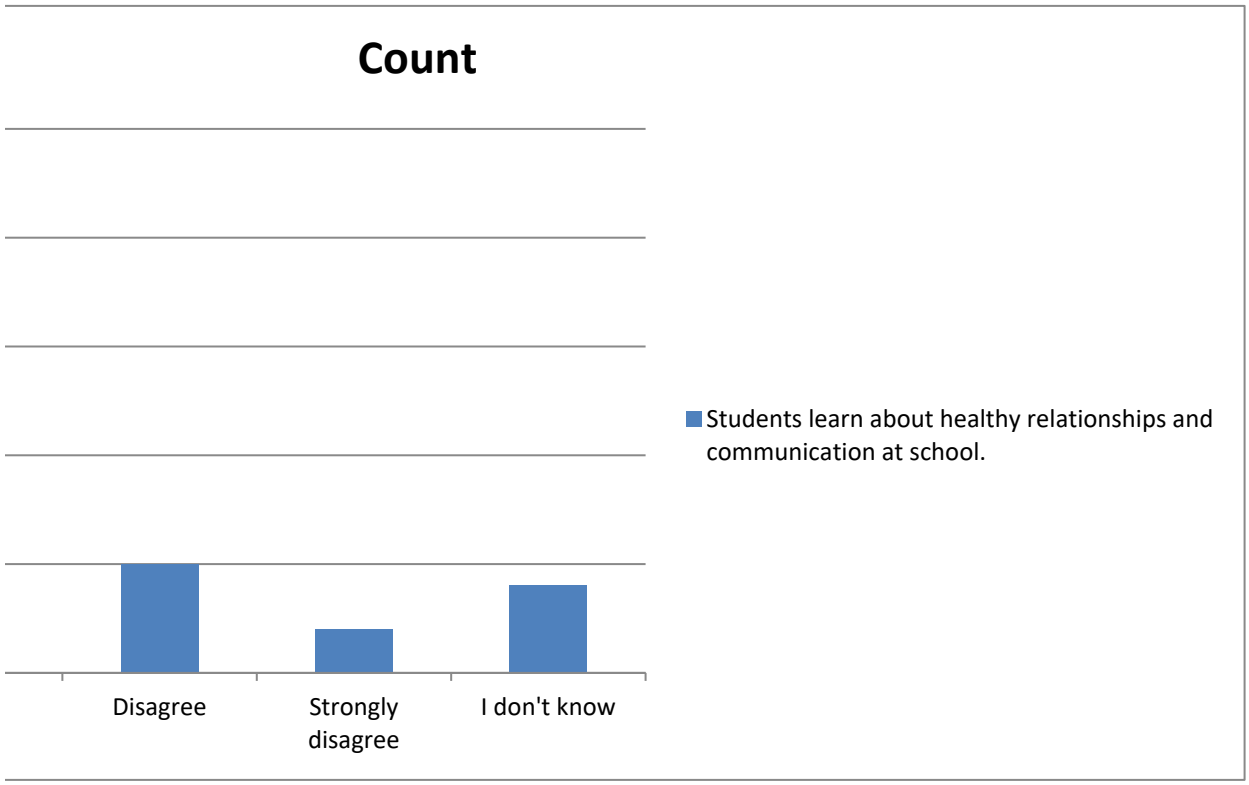

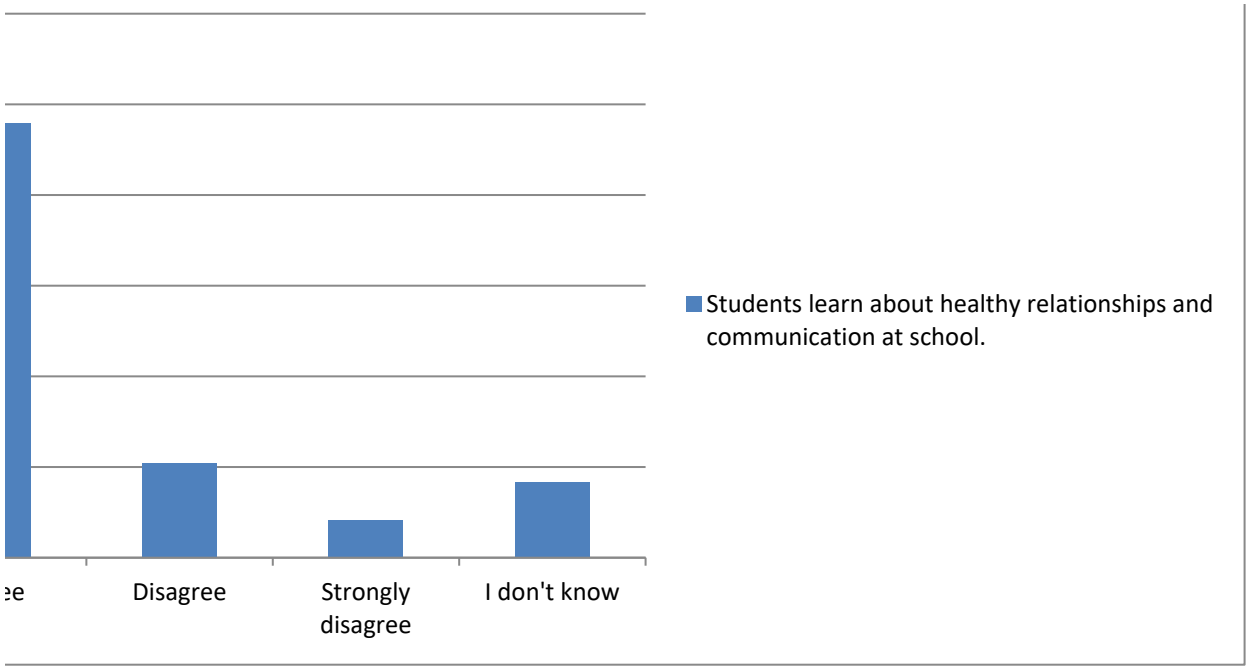
ee
Disagree
Strongly disagree
I don't know
Students learn about healthy relationships and communication at school.

Summary of I have personally taught schoolwide expectations to my students in the last two months.

Categorical Summary

Sample Size	Number of Distinct Categories
48 of 48	4

I have pers	Count	Percent of	Confidence Interval (Percent of Data)
Strongly ag	9	18.8%	10.2% to 31.9%
Agree	19	39.6%	27.0% to 53.7%
Disagree	7	14.6%	7.2% to 27.2%
Not applica	13	27.1%	16.6% to 41.0%

Select a chart and choose "Clustered Column", "100% Stacked Column", or "Pie" chart in Powerpoint or
To create a correct "100% Stacked Column" chart, choose the chart then click "Switch Row/Column" (PC

Count

	I have pers
Strongly ag	9
Agree	19
Disagree	7
Not applica	13

Percent

	I have personally taught schoolwide expectations to my st
Strongly ag	18.8%
Agree	39.6%
Disagree	14.6%
Not applica	27.1%

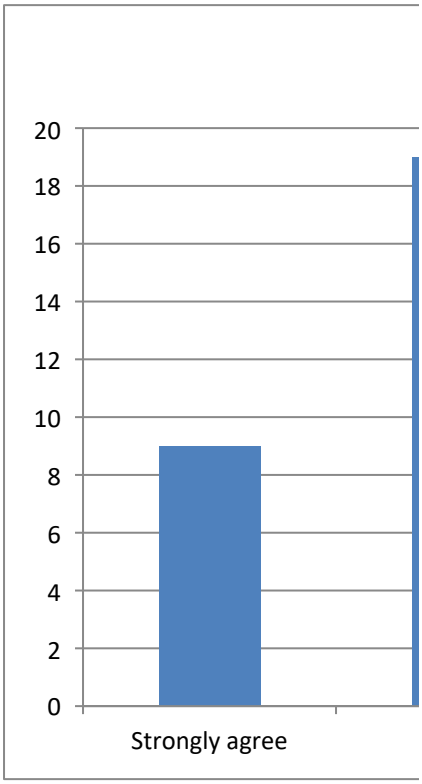

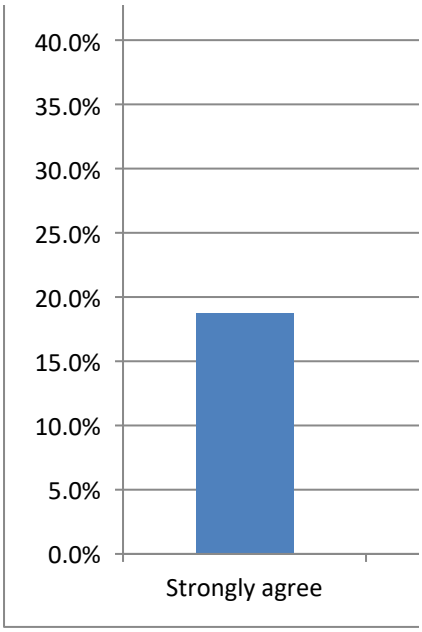
40.0%
35.0%
30.0%
25.0%
20.0%
15.0%
10.0%
5.0%
0.0%
Strongly agree

· Excel, to change the chart type.
C) or "Switch Plot" (Mac) in the chart tools

tudents in the last two months.

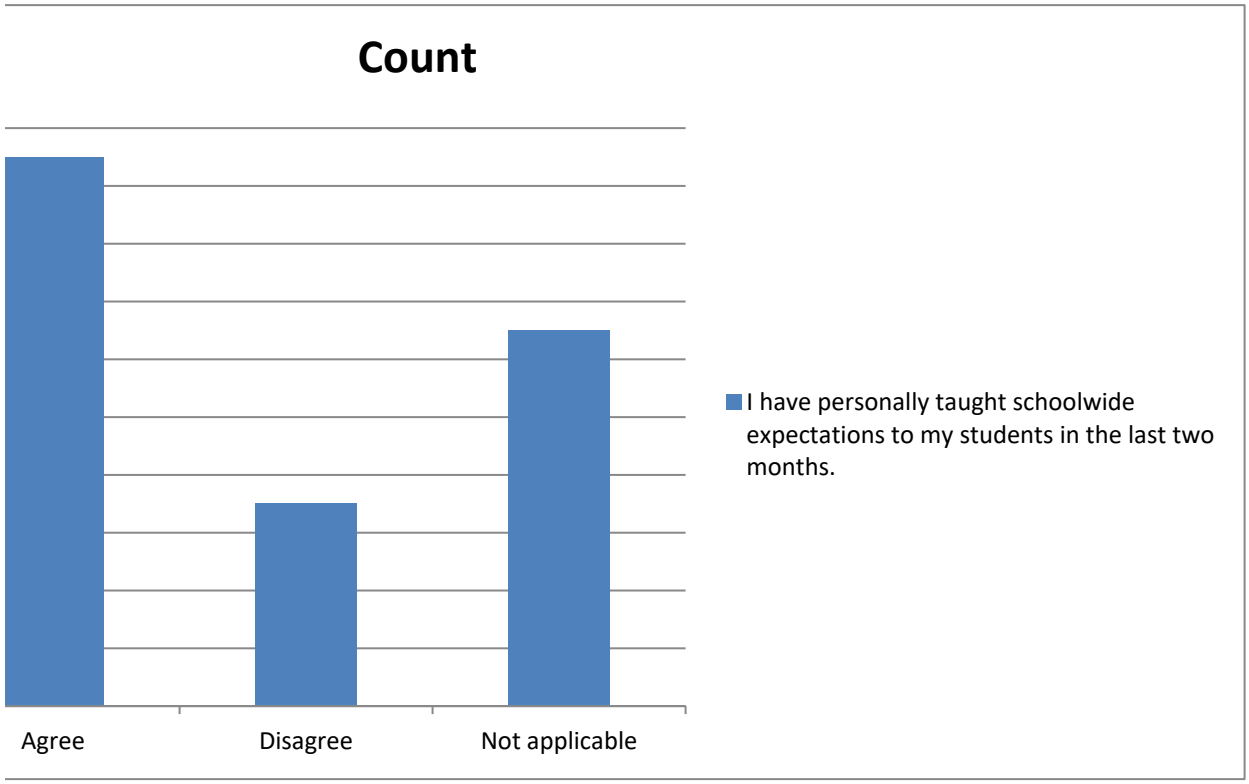



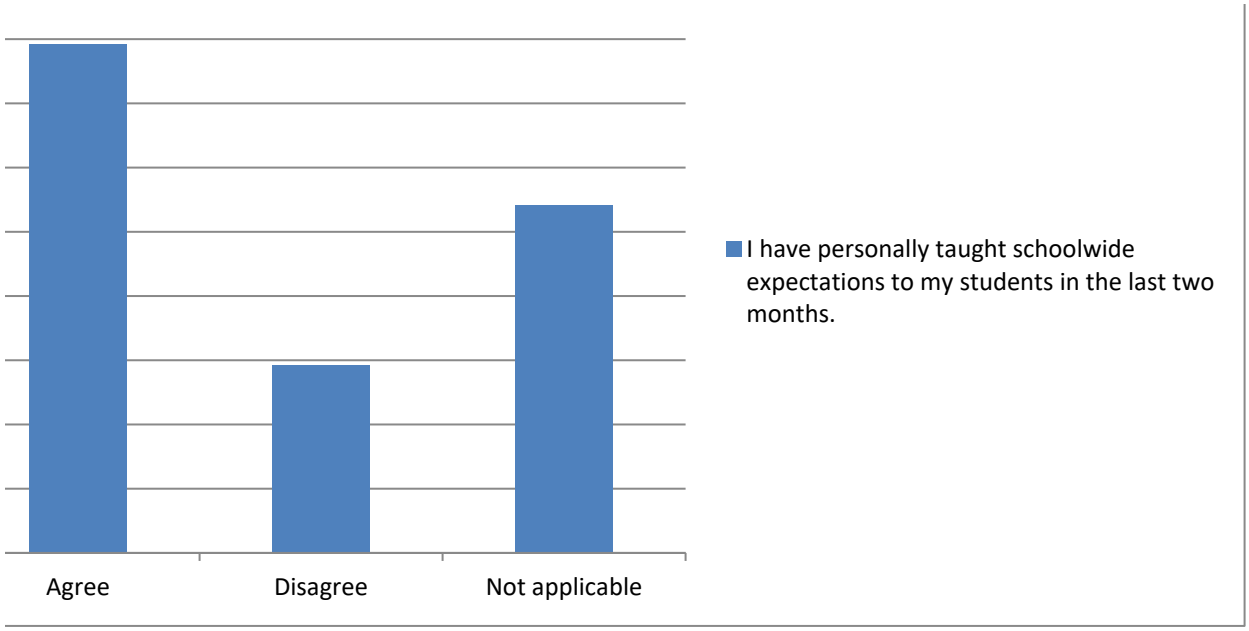
Agree
Disagree
Not applicable
I have personally taught schoolwide expectations to my students in the last two months.

Summary of I have heard this type of language from students at my school:

Variable	Count	Average	Median
Sexual lang	48	1.33	1.0
Racist langı	47	1.43	1.0
Threatenin	48	1.48	1.0
Swearing	48	1.73	2.0
Gossip	48	1.75	2.0
Put-downs	48	1.75	2.0
Total	287	1.58	2.0

Select a chart and choose "Clustered Column", "100% Stacked Column", or "Pie" chart in Powerpoint or

Col %

	Gossip	Put-downs	Racist langı	Sexual lang	Swearing	Threatening language
Yes	75.0%	75.0%	42.6%	33.3%	72.9%	47.9%
No	25.0%	25.0%	57.4%	66.7%	27.1%	52.1%

Count

	Gossip	Put-downs	Racist langı	Sexual lang	Swearing	Threatening language
Yes	36	36	20	16	35	23
No	12	12	27	32	13	25



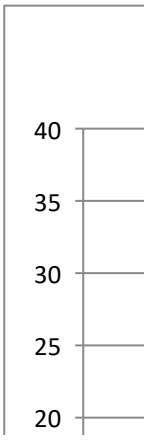

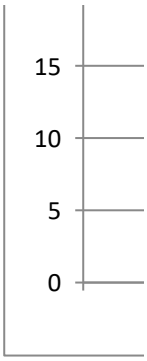
15
10
5
0

Excel, to change the chart type.

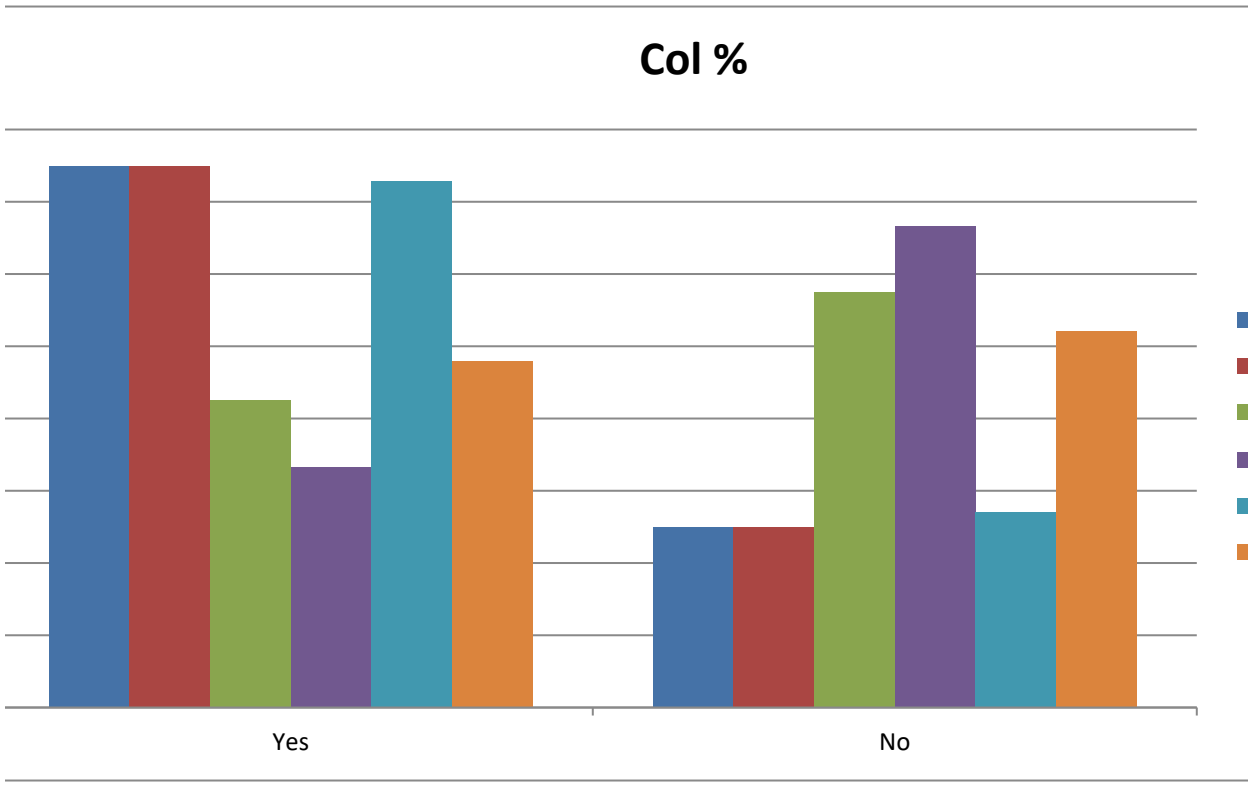

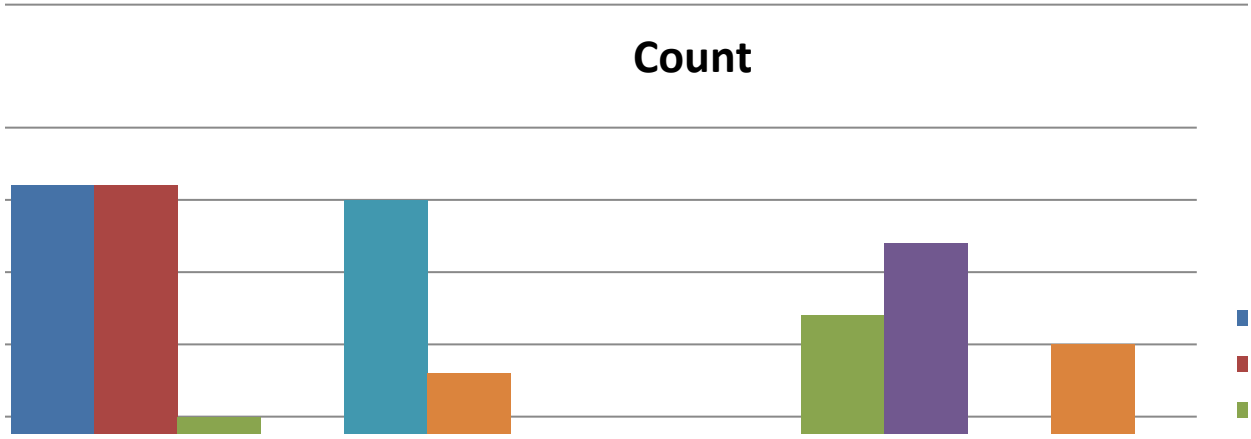

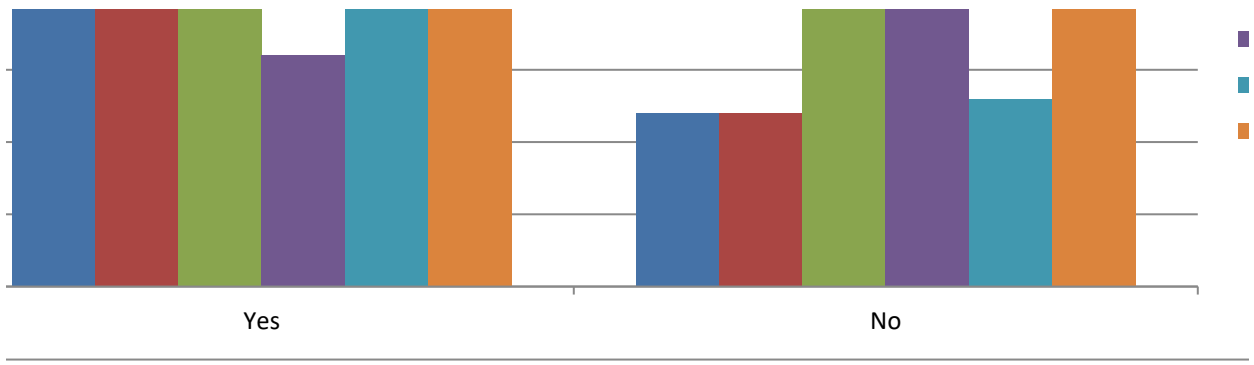
Yes
No

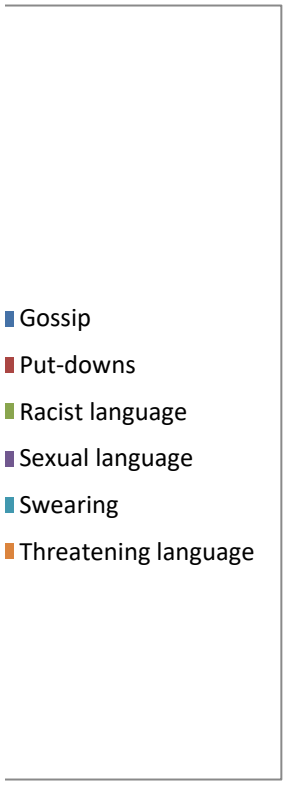
Gossip
Put-downs
Racist language
Sexual language
Swearing
Threatening language


Gossip
Put-downs
Racist language

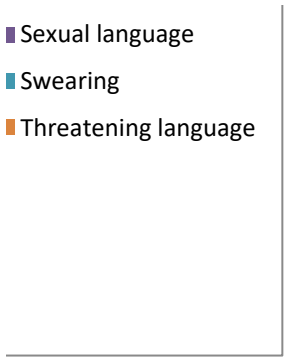
Sexual language
Swearing
Threatening language

Summary of I have heard this type of language from staff at my school:

Variable	Count	Average	Median
Racist langı	48	1.06	1.0
Sexual lang	48	1.06	1.0
Threatenin	48	1.06	1.0
Swearing	48	1.33	1.0
Put-downs	48	1.38	1.0
Gossip	48	1.65	2.0
Total	288	1.26	1.0

Select a chart and choose "Clustered Column", "100% Stacked Column", or "Pie" chart in Powerpoint or

Col %

	Gossip	Put-downs	Racist langı	Sexual lang	Swearing	Threatening language
Yes	64.6%	37.5%	6.3%	6.3%	33.3%	6.3%
No	35.4%	62.5%	93.8%	93.8%	66.7%	93.8%

Count

	Gossip	Put-downs	Racist langı	Sexual lang	Swearing	Threatening language
Yes	31	18	3	3	16	3
No	17	30	45	45	32	45



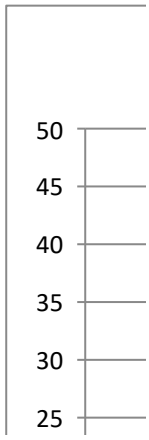

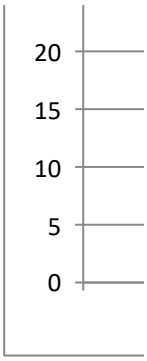
20
15
10
5
0

· Excel, to change the chart type.

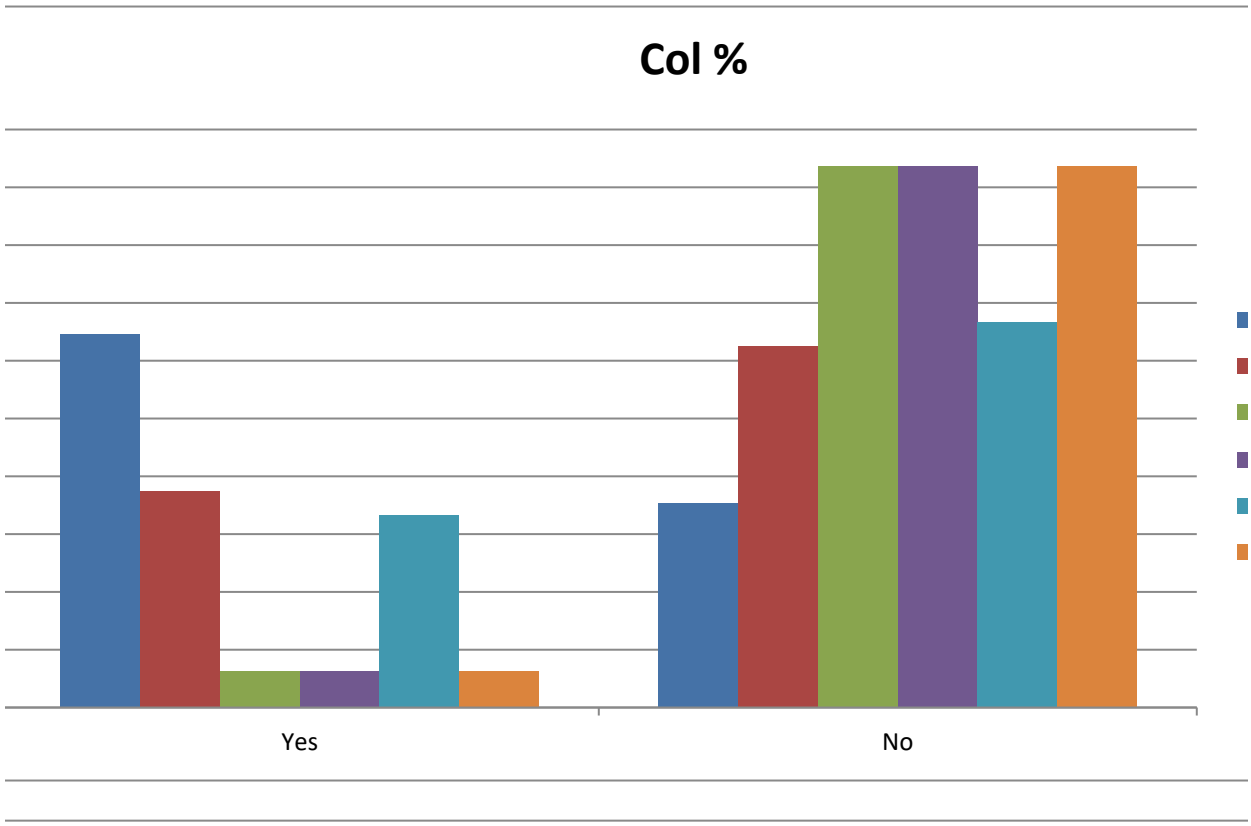

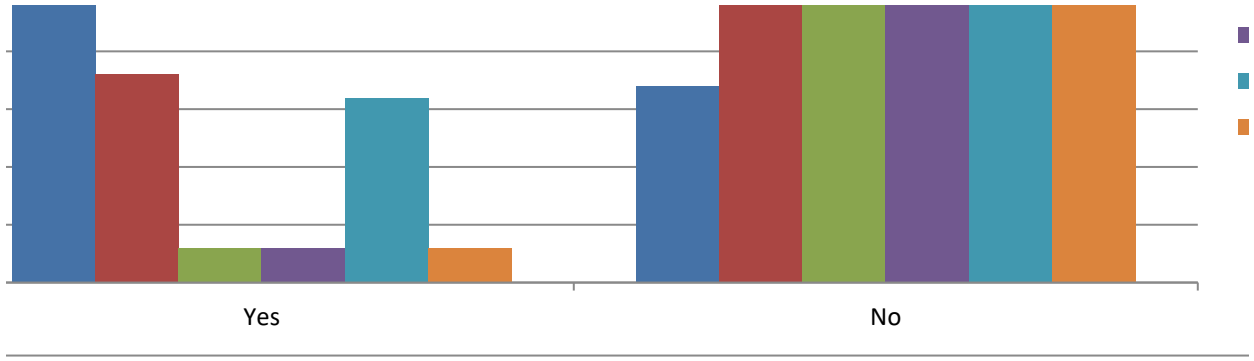
Yes
No

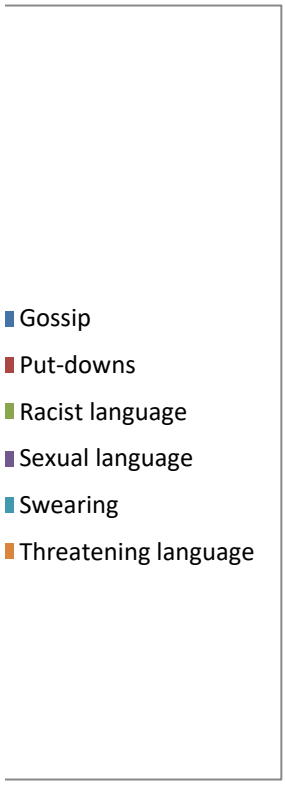
Gossip
Put-downs
Racist language
Sexual language
Swearing
Threatening language


Gossip
Put-downs
Racist language

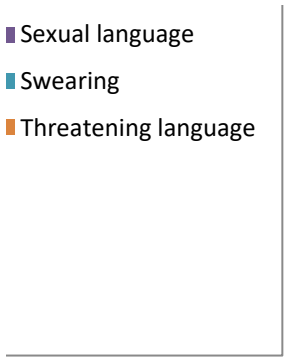
Sexual language
Swearing
Threatening language

Summary of Staff at this school stop bullying when they see it.

Categorical Summary

Sample Siz	Average	Median	Number of Distinct Categories
45 of 45	3.266667	3	4

Recode	Staff at this	Count	Percent of	Confidence Interval (Percent of Data)
4	Strongly ag	19	42.2%	29.0% to 56.7%
3	Agree	20	44.4%	30.9% to 58.8%
2	Disagree	5	11.1%	4.8% to 23.5%
1	Strongly di	1	2.2%	0.4% to 11.6%

Select a chart and choose "Clustered Column", "100% Stacked Column", or "Pie" chart in Powerpoint or
To create a correct "100% Stacked Column" chart, choose the chart then click "Switch Row/Column" (PC

Recode		Count		Percent	
			Staff at this		Staff at this school stop bullying wl
4		Strongly ag	19	Strongly ag	42.2%
3		Agree	20	Agree	44.4%
2		Disagree	5	Disagree	11.1%
1		Strongly di	1	Strongly di	2.2%

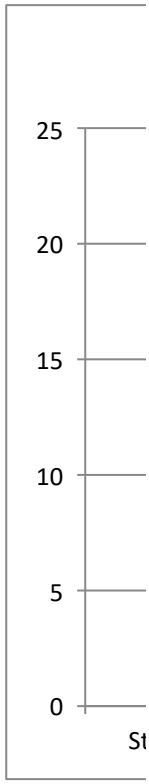




45.0%
40.0%
35.0%
30.0%
25.0%
20.0%
15.0%
10.0%
5.0%
0.0%

· Excel, to change the chart type.
C) or "Switch Plot" (Mac) in the chart tools

hen they see it.

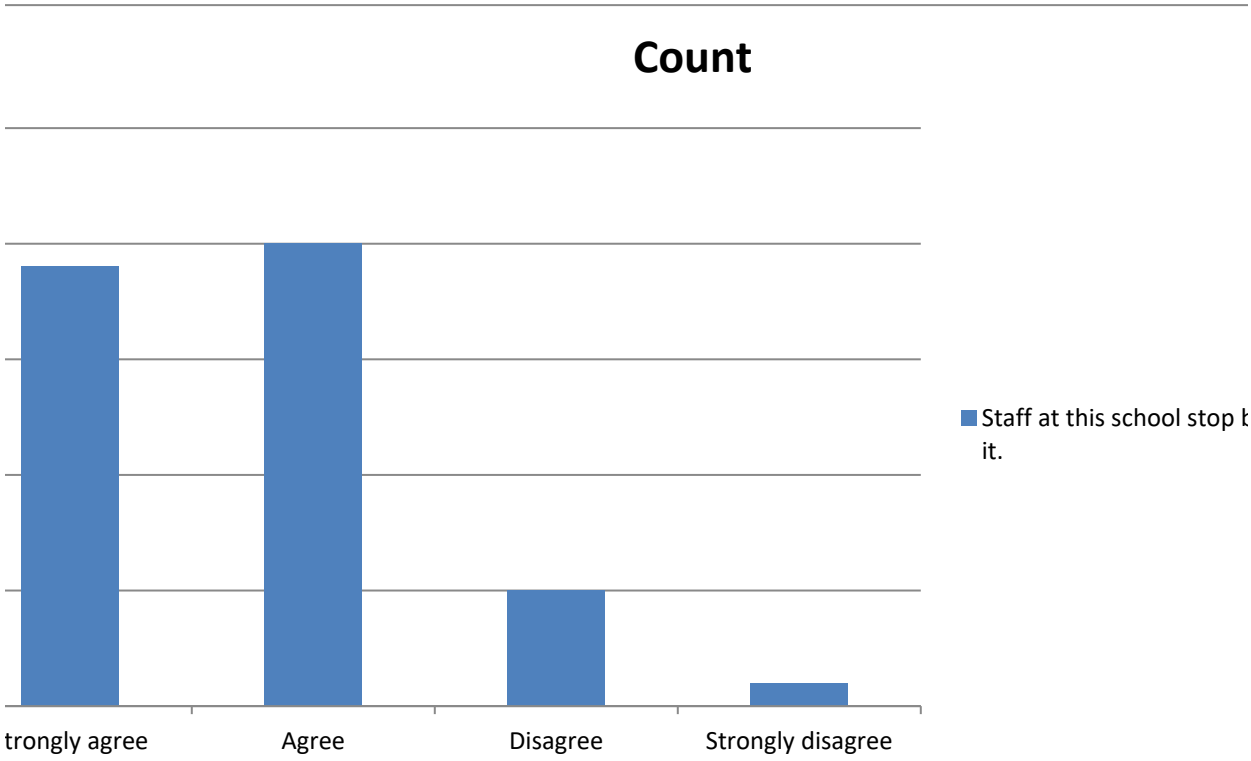

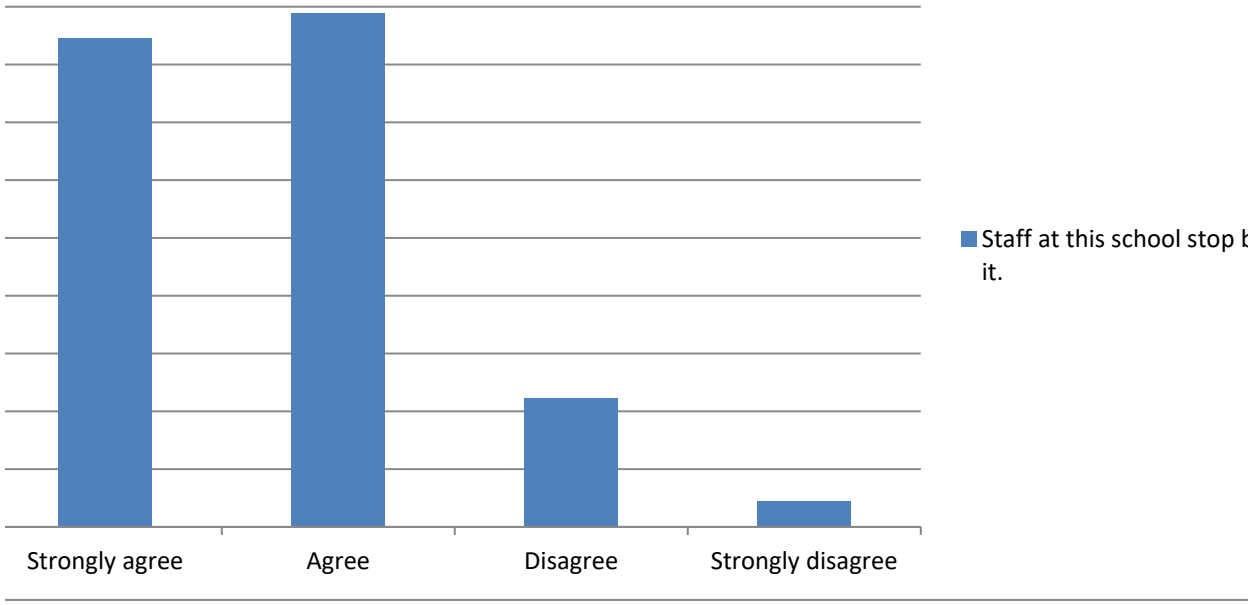
Strongly agree
Agree
Disagree
Strongly disagree
Staff at this school stop b
it.

bullying when they see

bullying when they see

Summary of The school has a clearly defined procedure for reporting acts of bullying/ cyberbullying.

Categorical Summary

Sample Siz	Number of Distinct Categories
46 of 46	5

The school	Count	Percent of	Confidence Interval (Percent of Data)
Strongly ag	12	26.1%	15.6% to 40.3%
Agree	22	47.8%	34.1% to 61.9%
Disagree	6	13.0%	6.1% to 25.7%
Strongly di	3	6.5%	2.2% to 17.5%
I don't kno	3	6.5%	2.2% to 17.5%

Select a chart and choose "Clustered Column", "100% Stacked Column", or "Pie" chart in Powerpoint or
To create a correct "100% Stacked Column" chart, choose the chart then click "Switch Row/Column" (PC

Count

	The school
Strongly ag	12
Agree	22
Disagree	6
Strongly di	3
I don't kno	3

Percent

	The school has a clearly defined procedure for reporting a
Strongly ag	26.1%
Agree	47.8%
Disagree	13.0%
Strongly di	6.5%
I don't kno	6.5%

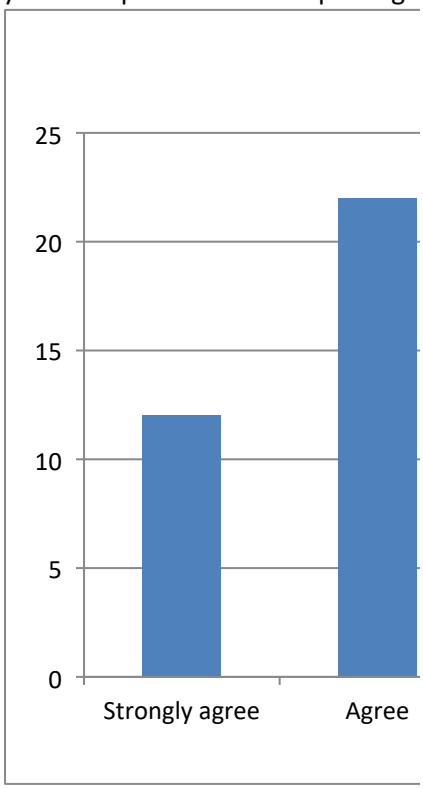

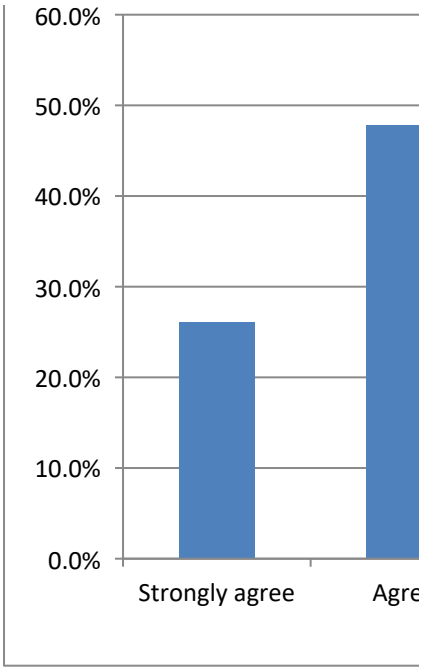
60.0%
50.0%
40.0%
30.0%
20.0%
10.0%
0.0%
Strongly agree
Agre

· Excel, to change the chart type.
C) or "Switch Plot" (Mac) in the chart tools

acts of bullying/ cyberbullying.

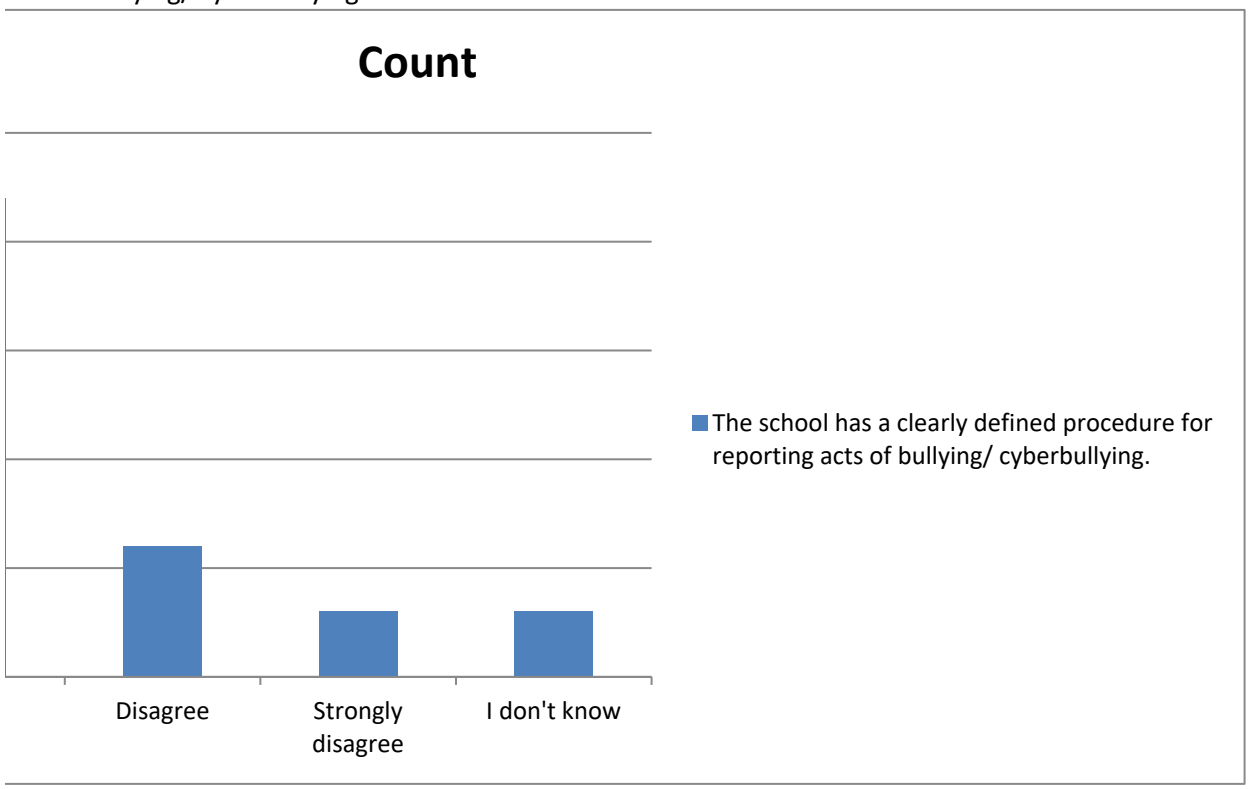

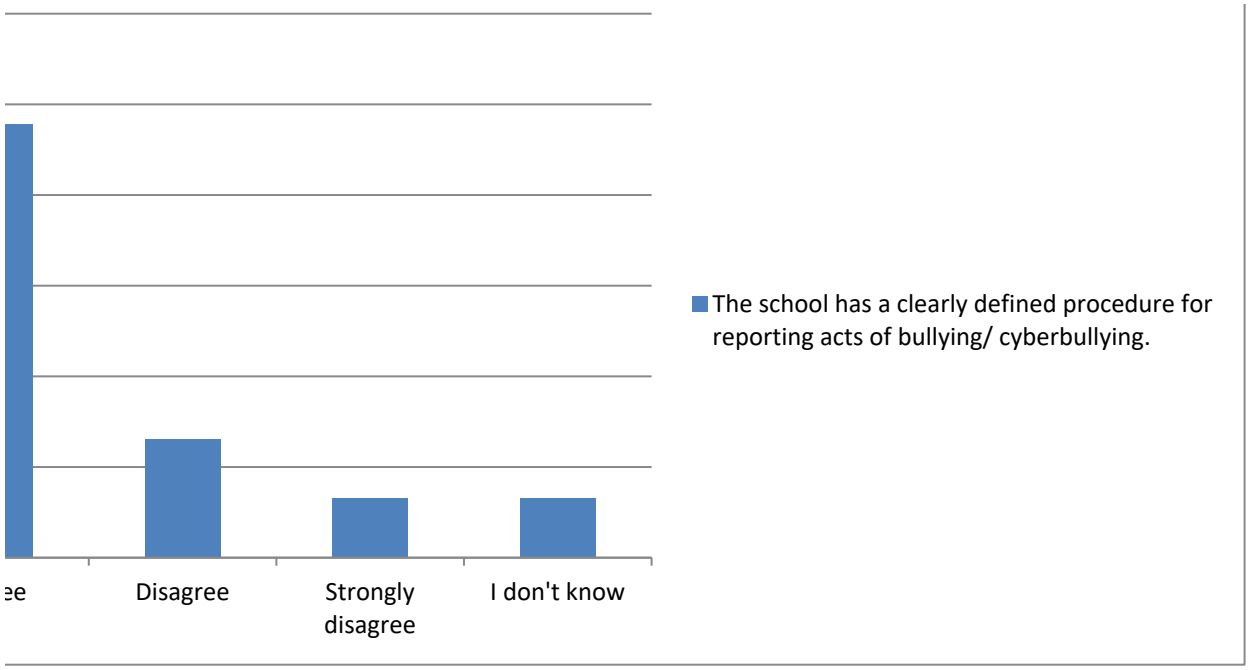
ee
Disagree
Strongly disagree
I don't know
The school has a clearly defined procedure for reporting acts of bullying/ cyberbullying.

Summary of I feel comfortable intervening when I witness bullying.

Categorical Summary

Sample Siz	Number of Distinct Categories
46 of 46	3

I feel comf	Count	Percent of	Confidence Interval (Percent of Data)
Strongly ag	22	47.8%	34.1% to 61.9%
Agree	20	43.5%	30.2% to 57.8%
Disagree	4	8.7%	3.4% to 20.3%

Select a chart and choose "Clustered Column", "100% Stacked Column", or "Pie" chart in Powerpoint or
To create a correct "100% Stacked Column" chart, choose the chart then click "Switch Row/Column" (P(

Count

	I feel comf
Strongly ag	22
Agree	20
Disagree	4

Percent

	I feel comfortable intervening when I witness bullying.
Strongly ag	47.8%
Agree	43.5%
Disagree	8.7%

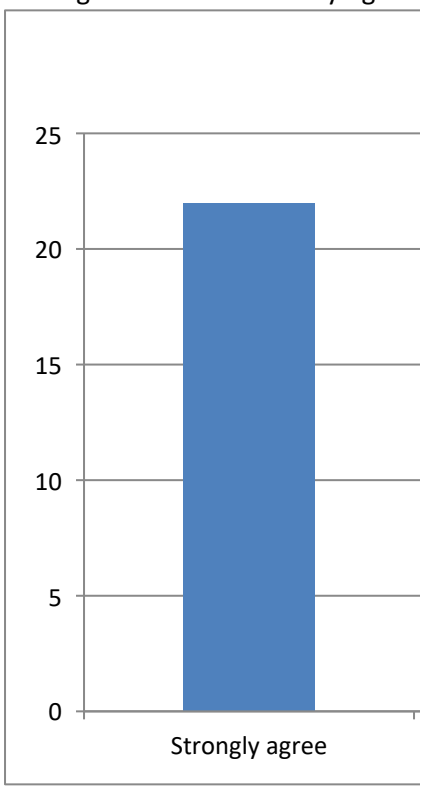

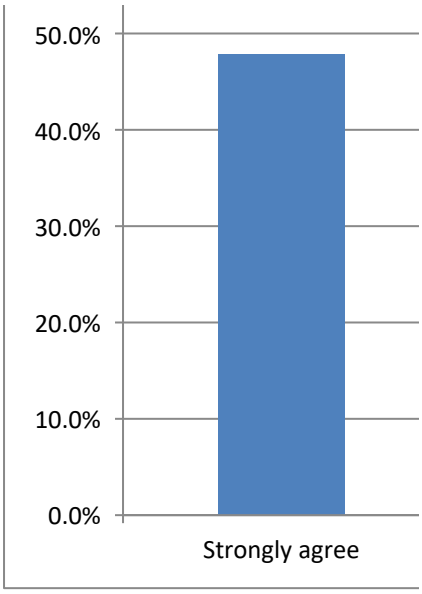
50.0%
40.0%
30.0%
20.0%
10.0%
0.0%
Strongly agree

· Excel, to change the chart type.
C) or "Switch Plot" (Mac) in the chart tools

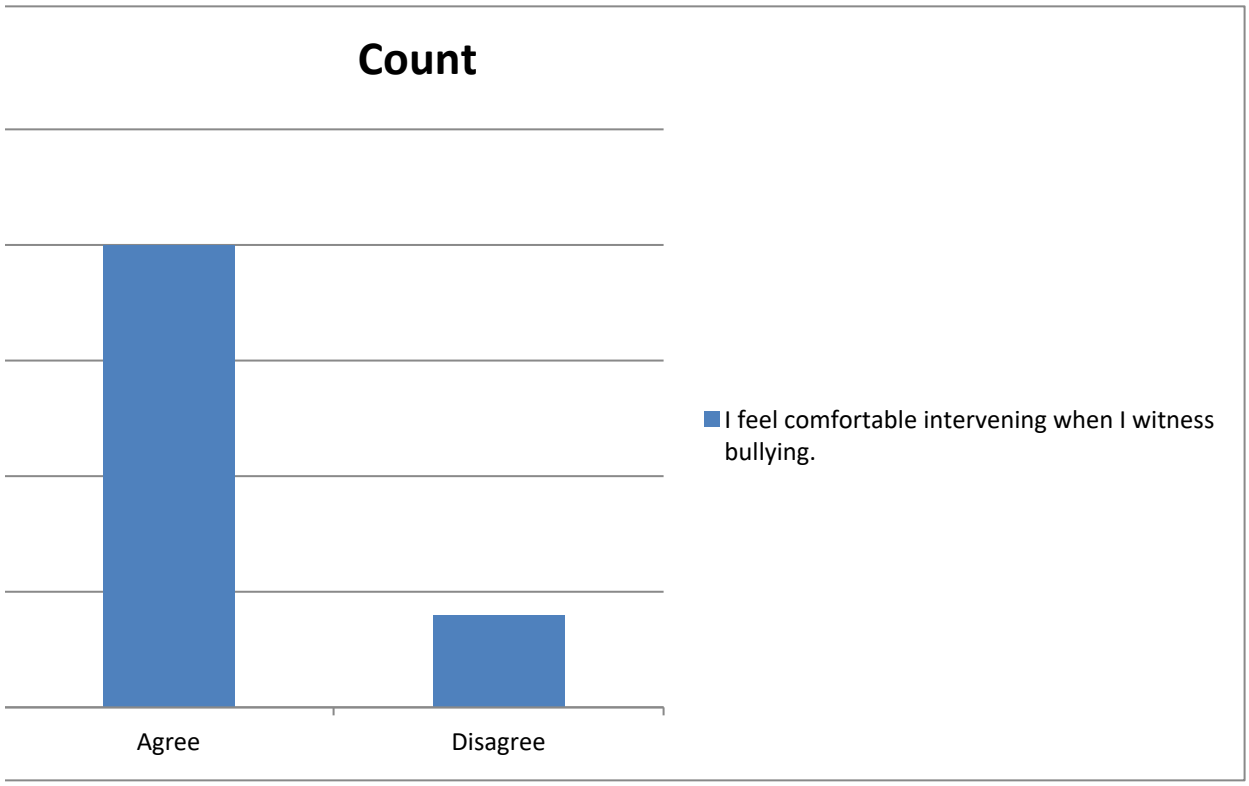

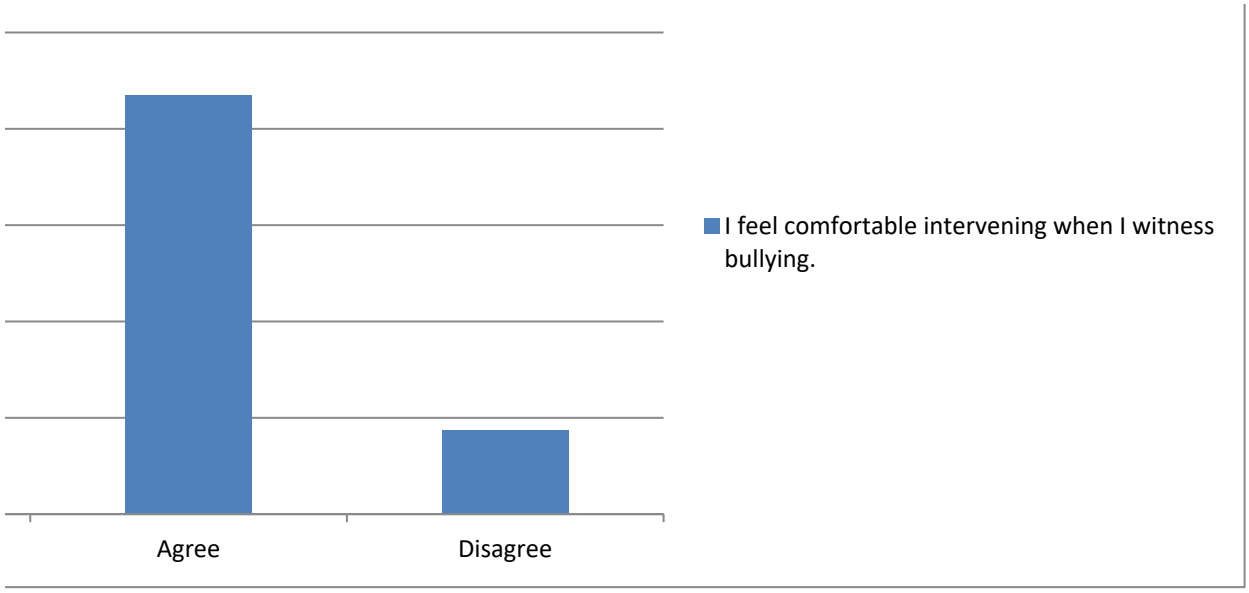
Agree
Disagree
I feel comfortable intervening when I witness bullying.

Summary of I know what to do to help students in a mental health crisis.

Categorical Summary

Sample Size	Number of Distinct Categories
47 of 47	4

I know wha	Count	Percent of	Confidence Interval (Percent of Data)
Strongly ag	10	21.3%	12.0% to 34.9%
Agree	30	63.8%	49.5% to 76.0%
Disagree	4	8.5%	3.4% to 19.9%
Strongly di	3	6.4%	2.2% to 17.2%

Select a chart and choose "Clustered Column", "100% Stacked Column", or "Pie" chart in Powerpoint or
To create a correct "100% Stacked Column" chart, choose the chart then click "Switch Row/Column" (PC

Count

	I know wha
Strongly ag	10
Agree	30
Disagree	4
Strongly di	3

Percent

	I know what to do to help students in a mental health cris
Strongly ag	21.3%
Agree	63.8%
Disagree	8.5%
Strongly di	6.4%

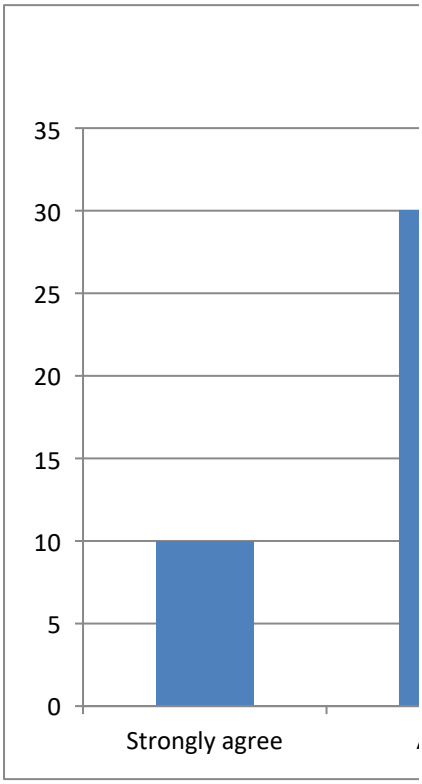



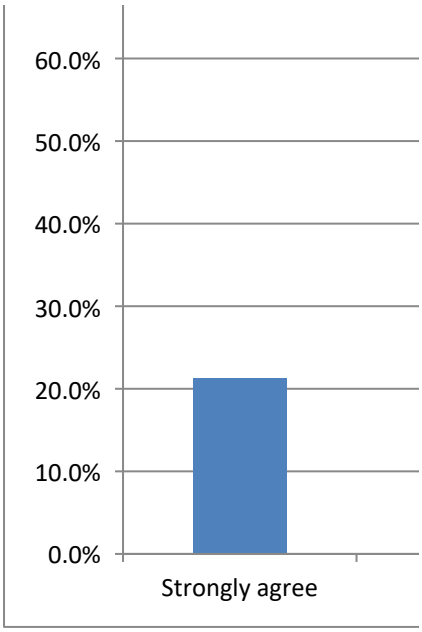
60.0%
50.0%
40.0%
30.0%
20.0%
10.0%
0.0%
Strongly agree

· Excel, to change the chart type.
C) or "Switch Plot" (Mac) in the chart tools

sis.

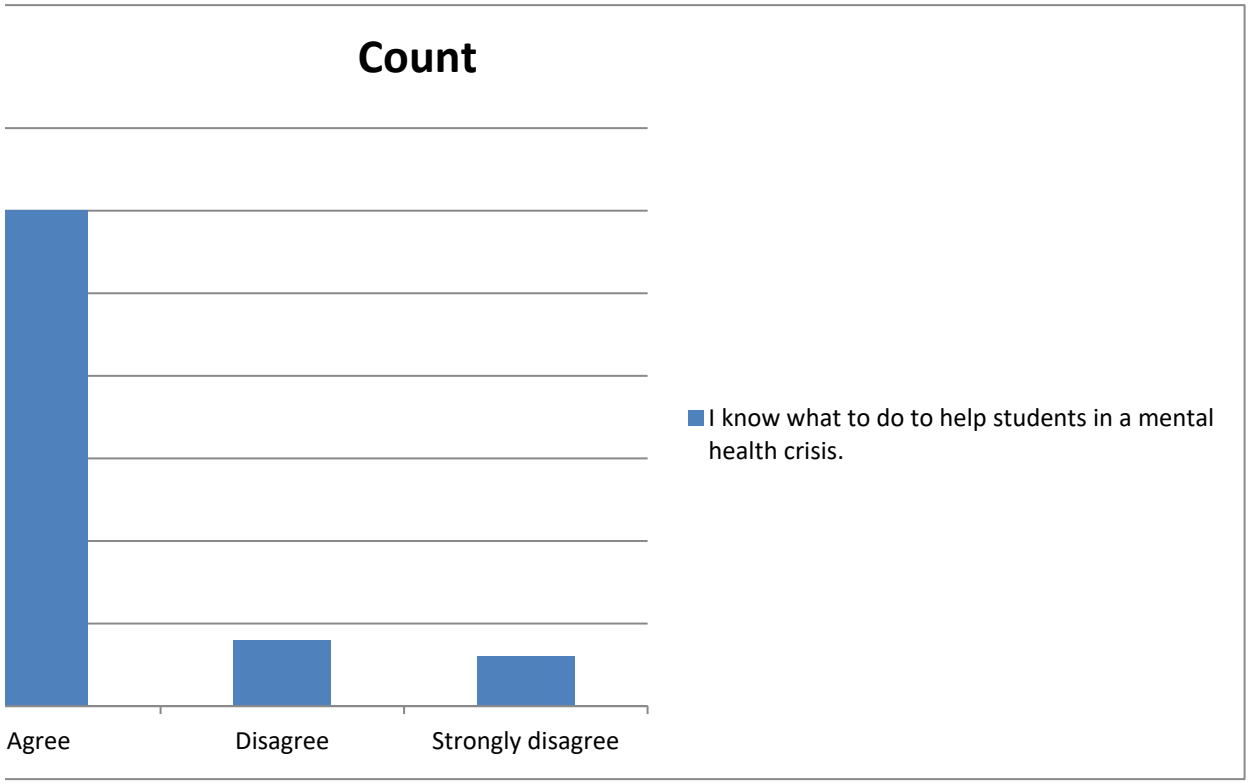

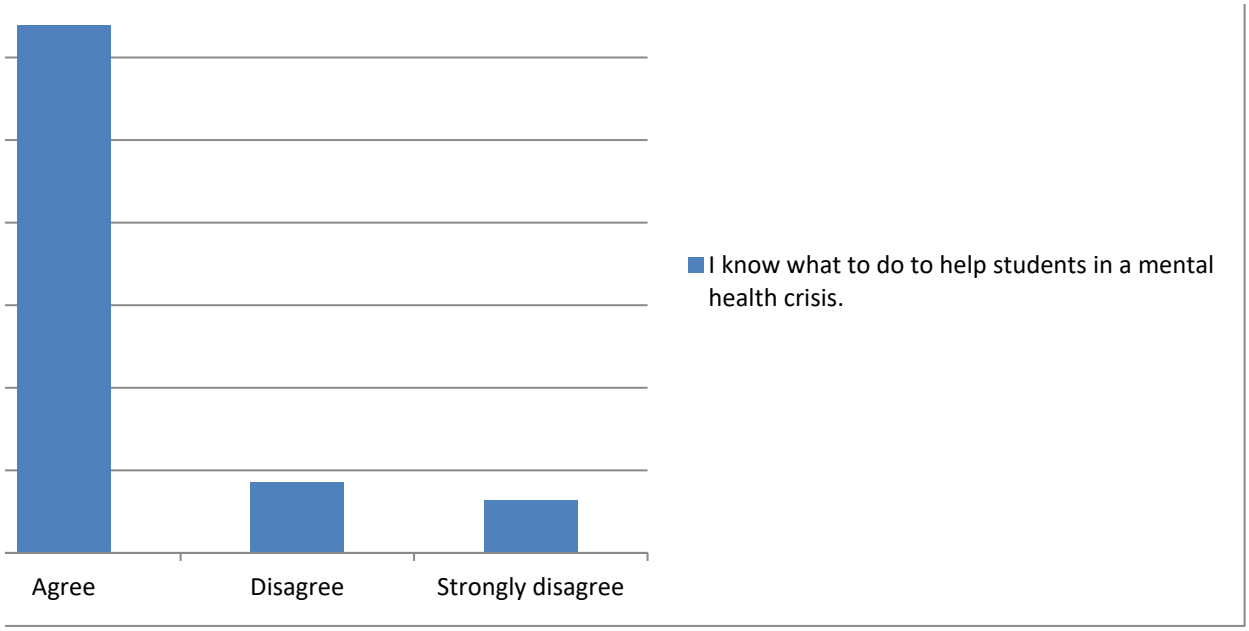
Agree
Disagree
Strongly disagree
I know what to do to help students in a mental health crisis.

Summary of My school has adequate supports for students experiencing thoughts of suicide.

Categorical Summary

Sample Size	Number of Distinct Categories
38 of 38	4

My school	Count	Percent of	Confidence Interval (Percent of Data)
Strongly ag	11	28.9%	17.0% to 44.8%
Agree	20	52.6%	37.3% to 67.5%
Disagree	3	7.9%	2.7% to 20.8%
Strongly di	4	10.5%	4.2% to 24.1%

Select a chart and choose "Clustered Column", "100% Stacked Column", or "Pie" chart in Powerpoint or
To create a correct "100% Stacked Column" chart, choose the chart then click "Switch Row/Column" (PC

Count

	My school
Strongly ag	11
Agree	20
Disagree	3
Strongly di	4

Percent

	My school has adequate supports for students experienci
Strongly ag	28.9%
Agree	52.6%
Disagree	7.9%
Strongly di	10.5%

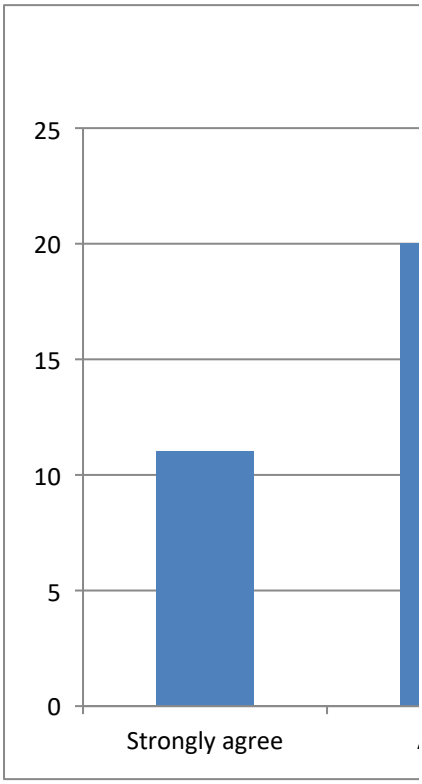

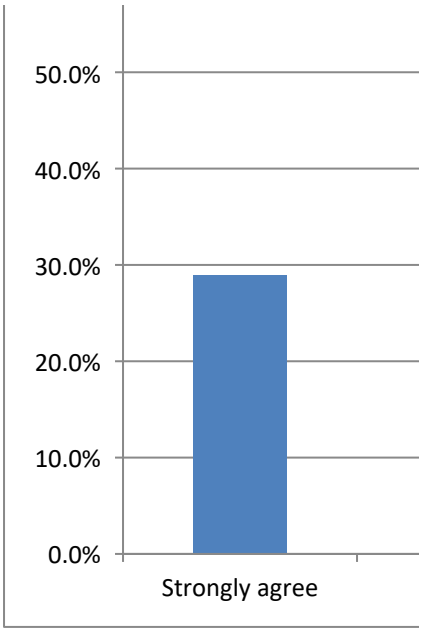
50.0%
40.0%
30.0%
20.0%
10.0%
0.0%
Strongly agree

· Excel, to change the chart type.
C) or "Switch Plot" (Mac) in the chart tools

ing thoughts of suicide.

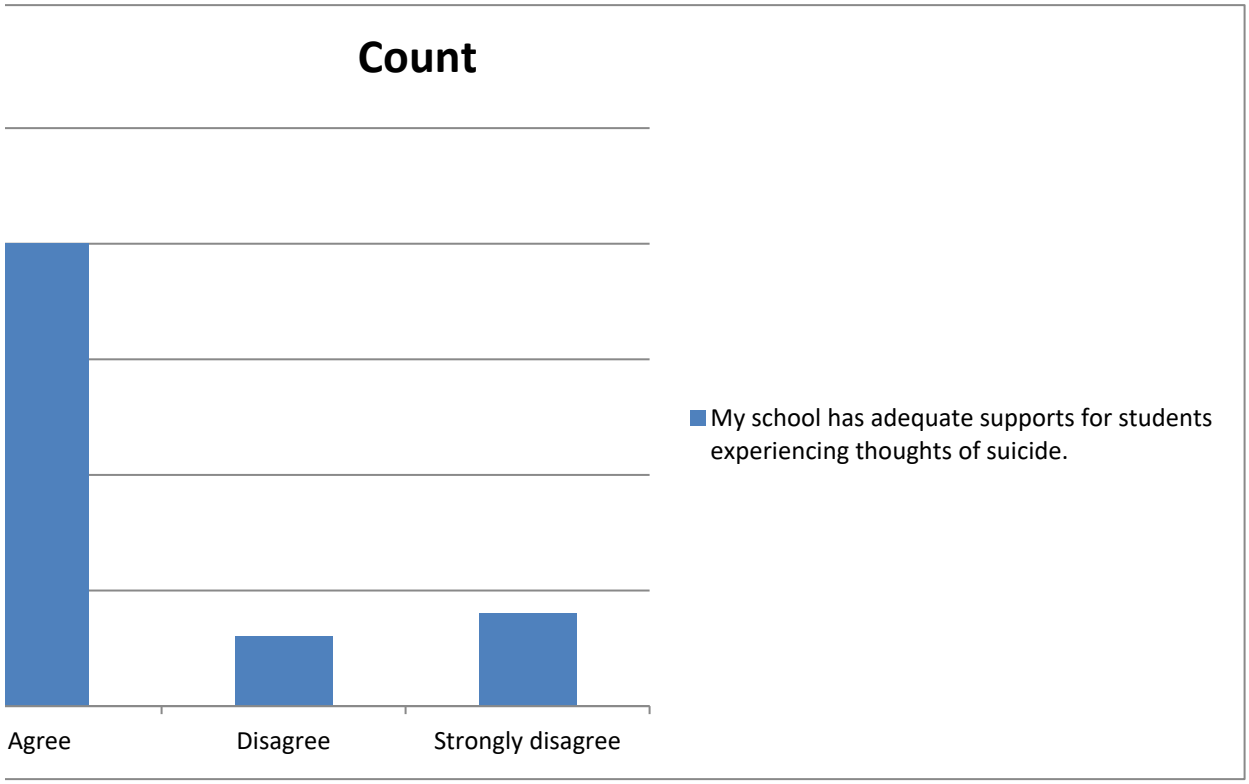

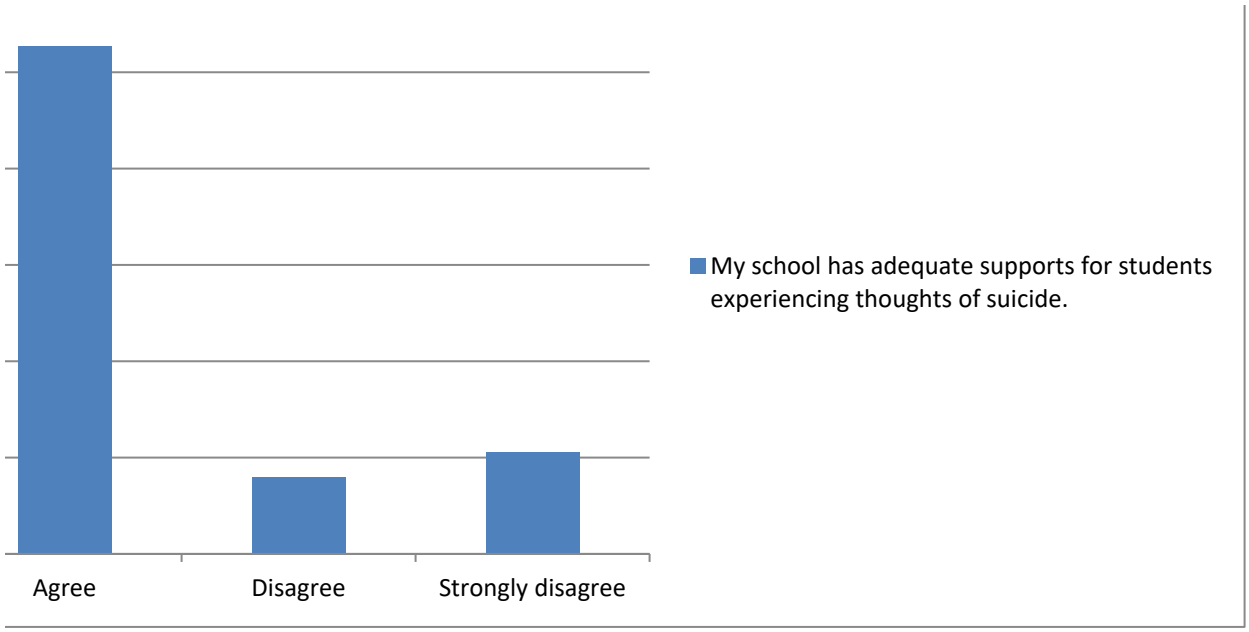
Agree
Disagree
Strongly disagree
My school has adequate supports for students experiencing thoughts of suicide.

Summary of I know what to do if I see a warning sign for suicide.

Categorical Summary

Sample Size	Number of Distinct Categories
48 of 48	3

I know wha	Count	Percent of	Confidence Interval (Percent of Data)
Strongly ag	12	25.0%	14.9% to 38.8%
Agree	33	68.8%	54.7% to 80.1%
Strongly di	3	6.3%	2.1% to 16.8%

Select a chart and choose "Clustered Column", "100% Stacked Column", or "Pie" chart in Powerpoint or
To create a correct "100% Stacked Column" chart, choose the chart then click "Switch Row/Column" (PC

Count

	I know wha
Strongly ag	12
Agree	33
Strongly di	3

Percent

	I know what to do if I see a warning sign for suicide.
Strongly ag	25.0%
Agree	68.8%
Strongly di	6.3%

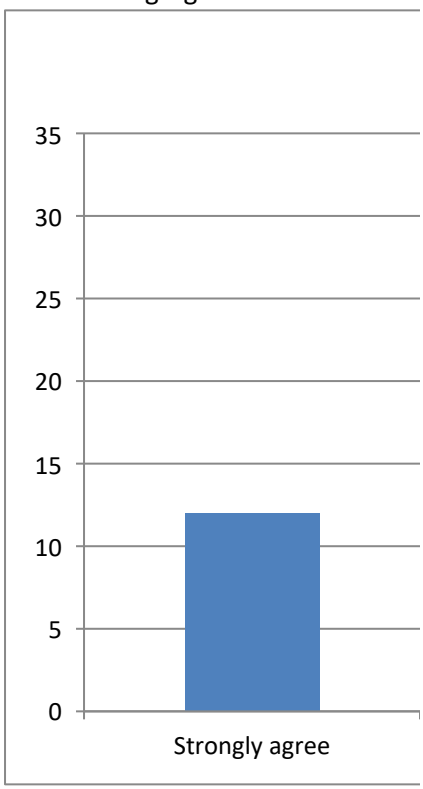

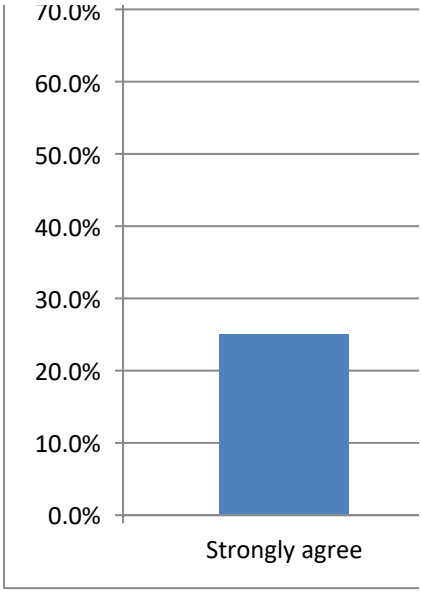
70.0%
60.0%
50.0%
40.0%
30.0%
20.0%
10.0%
0.0%
Strongly agree

· Excel, to change the chart type.
C) or "Switch Plot" (Mac) in the chart tools

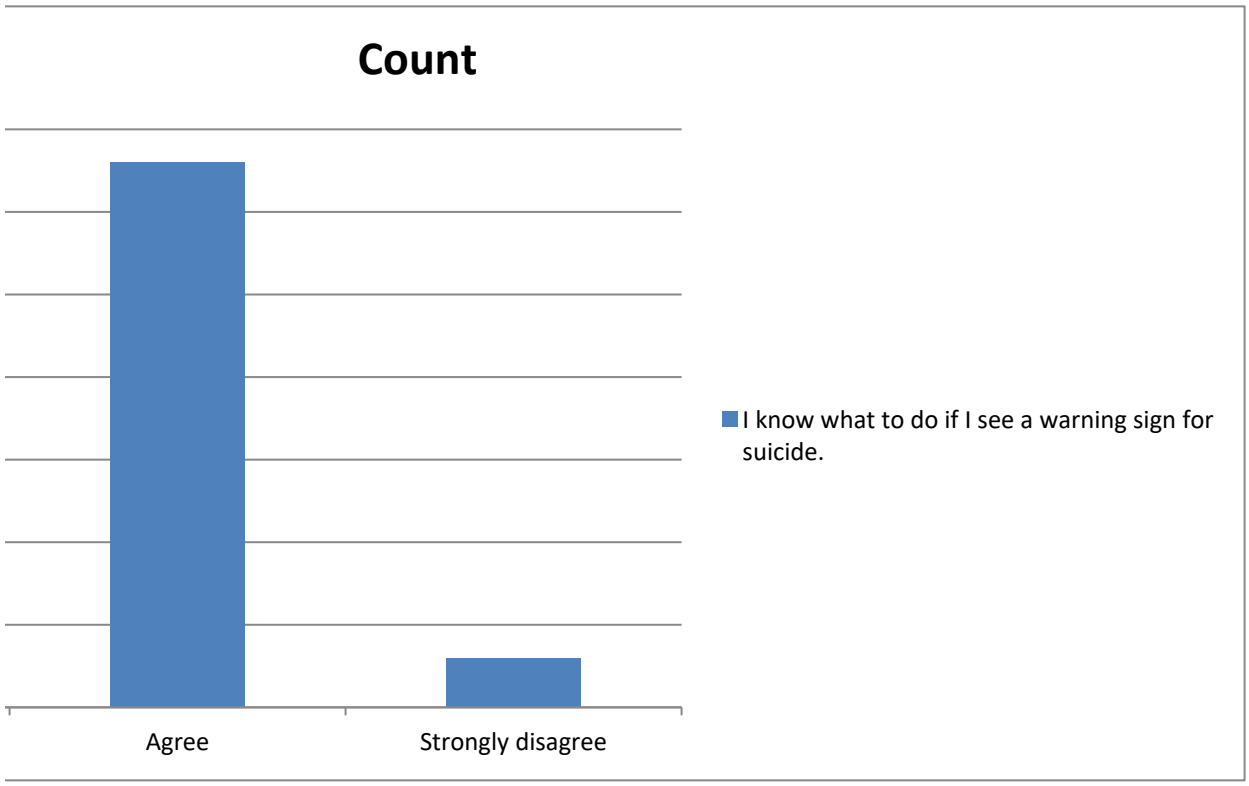

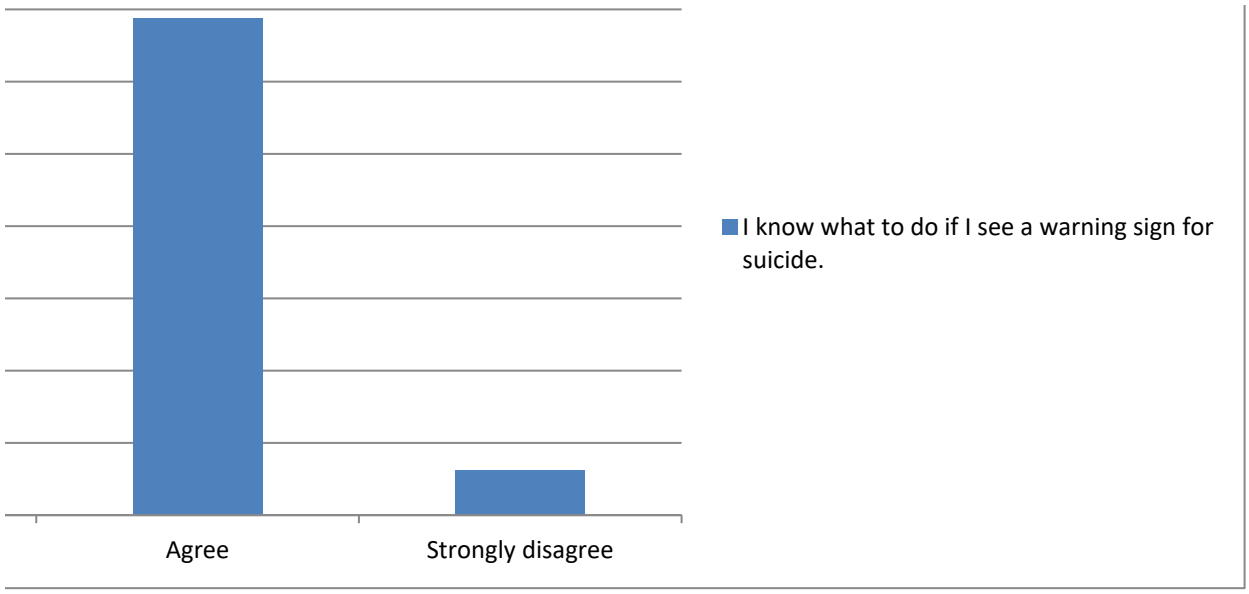
Agree
Strongly disagree
I know what to do if I see a warning sign for suicide.

Summary of I feel prepared to respond appropriately to someone who is experiencing thoughts of suici

Categorical Summary

Sample Size	Number of Distinct Categories
48 of 48	4

I feel prepa	Count	Percent of	Confidence Interval (Percent of Data)
Strongly ag	11	22.9%	13.3% to 36.5%
Agree	30	62.5%	48.4% to 74.8%
Disagree	5	10.4%	4.5% to 22.2%
Strongly di	2	4.2%	1.2% to 14.0%

Select a chart and choose "Clustered Column", "100% Stacked Column", or "Pie" chart in Powerpoint or
To create a correct "100% Stacked Column" chart, choose the chart then click "Switch Row/Column" (PC

Count

	I feel prepa
Strongly ag	11
Agree	30
Disagree	5
Strongly di	2

Percent

	I feel prepared to respond appropriately to someone who
Strongly ag	22.9%
Agree	62.5%
Disagree	10.4%
Strongly di	4.2%

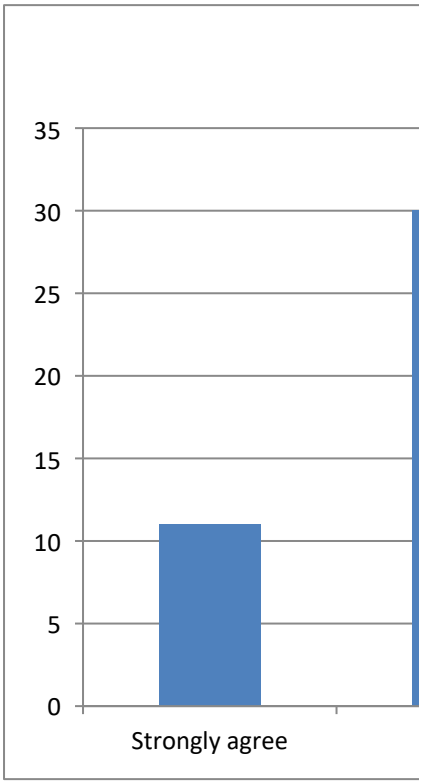

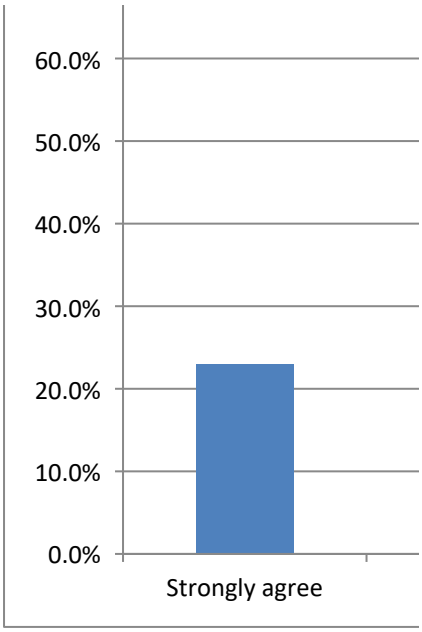
60.0%
50.0%
40.0%
30.0%
20.0%
10.0%
0.0%
Strongly agree

de.

· Excel, to change the chart type.
C) or "Switch Plot" (Mac) in the chart tools

ɔ is experiencing thoughts of suicide.

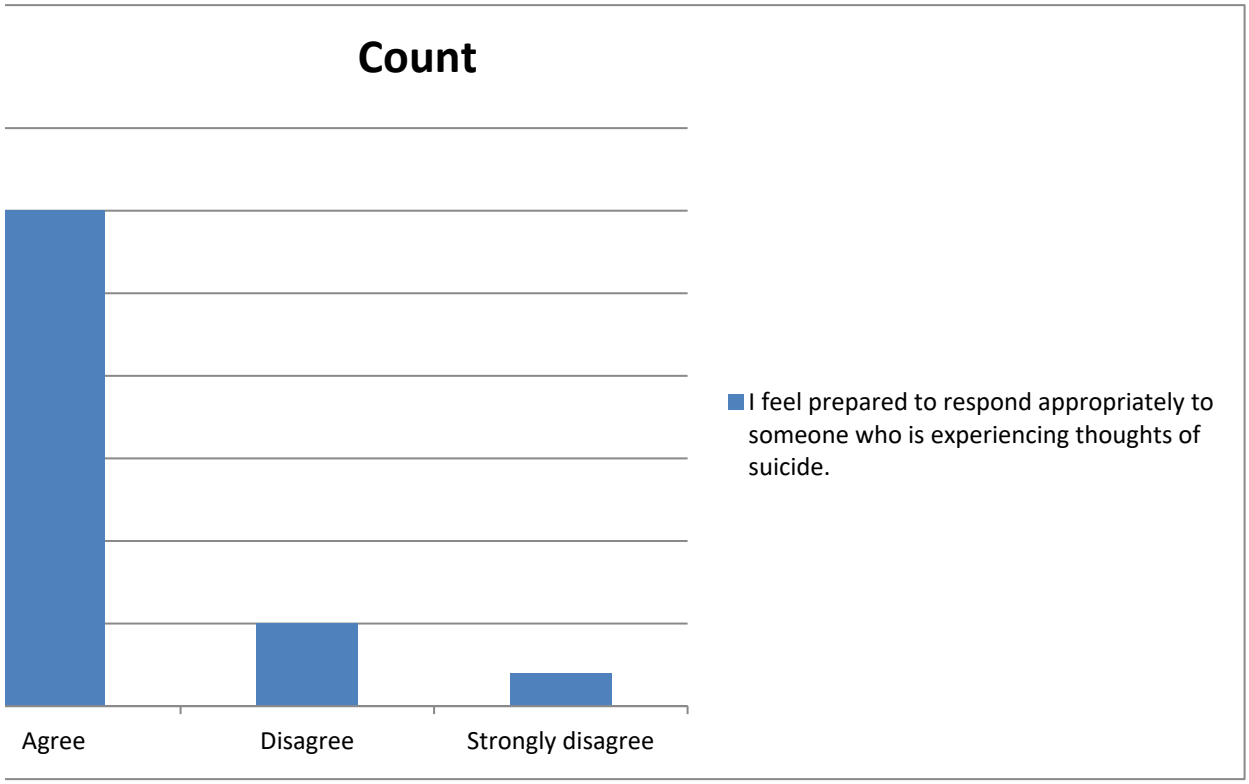

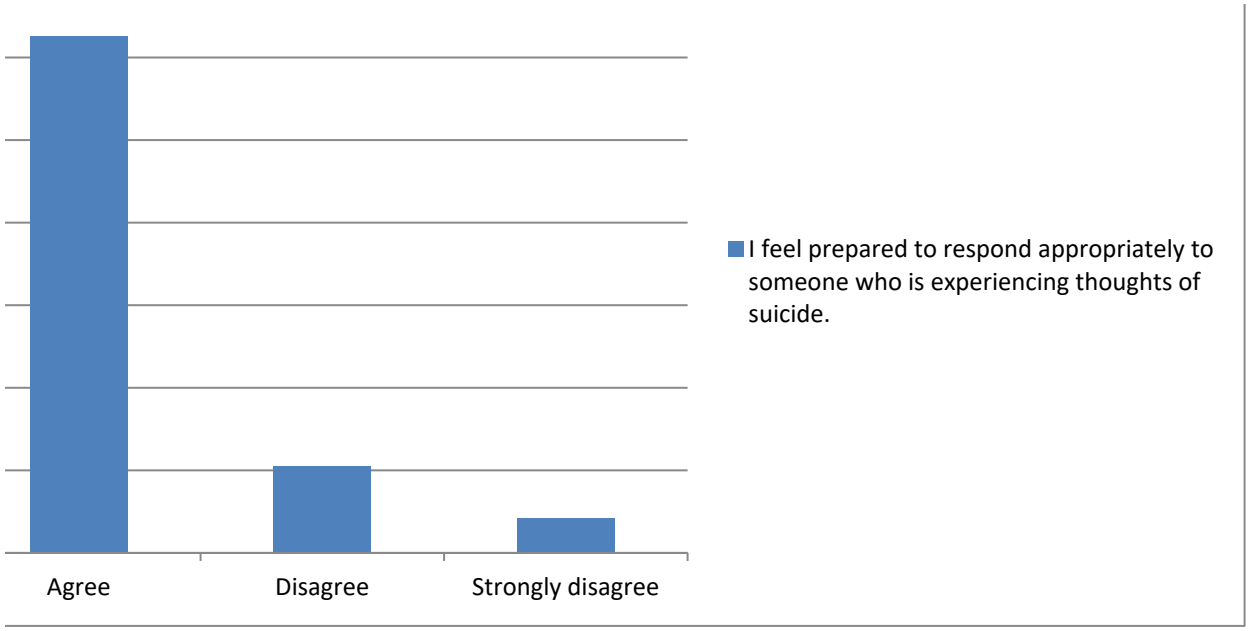
Agree
Disagree
Strongly disagree
I feel prepared to respond appropriately to someone who is experiencing thoughts of suicide.

Summary of Staff at this school teach students strategies to manage emotions.

Categorical Summary

Sample Siz	Average	Median	Number of Distinct Categories
1 of 1	3	3	1

Recode	Staff at this	Count	Percent of	Confidence Interval (Percent of Data)
3	Agree	1	100.0%	20.7% to 100.0%

Select a chart and choose "Clustered Column", "100% Stacked Column", or "Pie" chart in Powerpoint or
To create a correct "100% Stacked Column" chart, choose the chart then click "Switch Row/Column" (PC

Recode		Count	Staff at this	Percent	Staff at this school teach students
3	Agree	1		Agree	100.0%

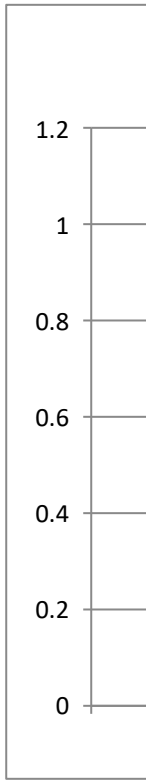

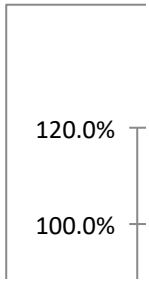

80.0%
60.0%
40.0%
20.0%
0.0%

· Excel, to change the chart type.
C) or "Switch Plot" (Mac) in the chart tools

strategies to manage emotions.

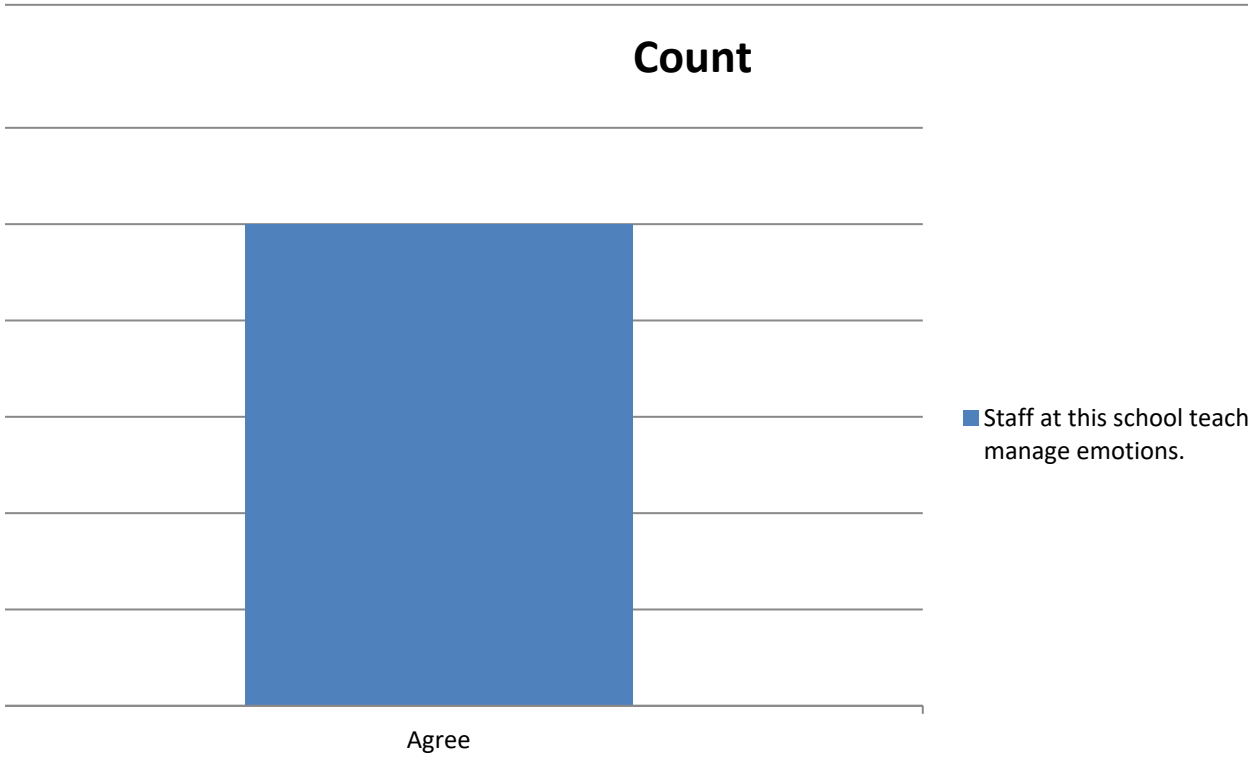

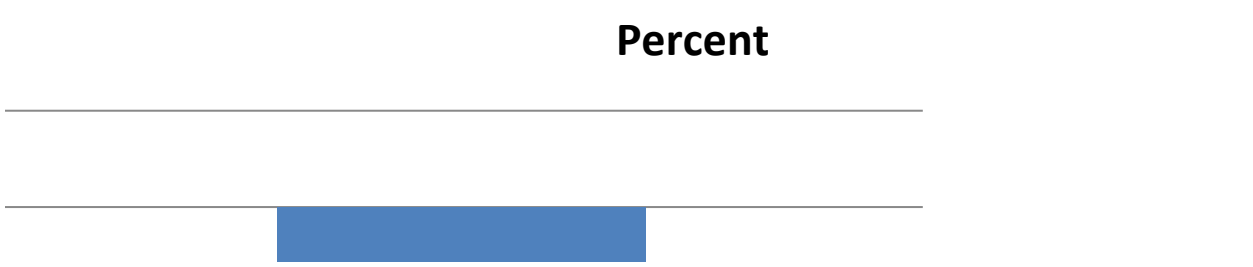

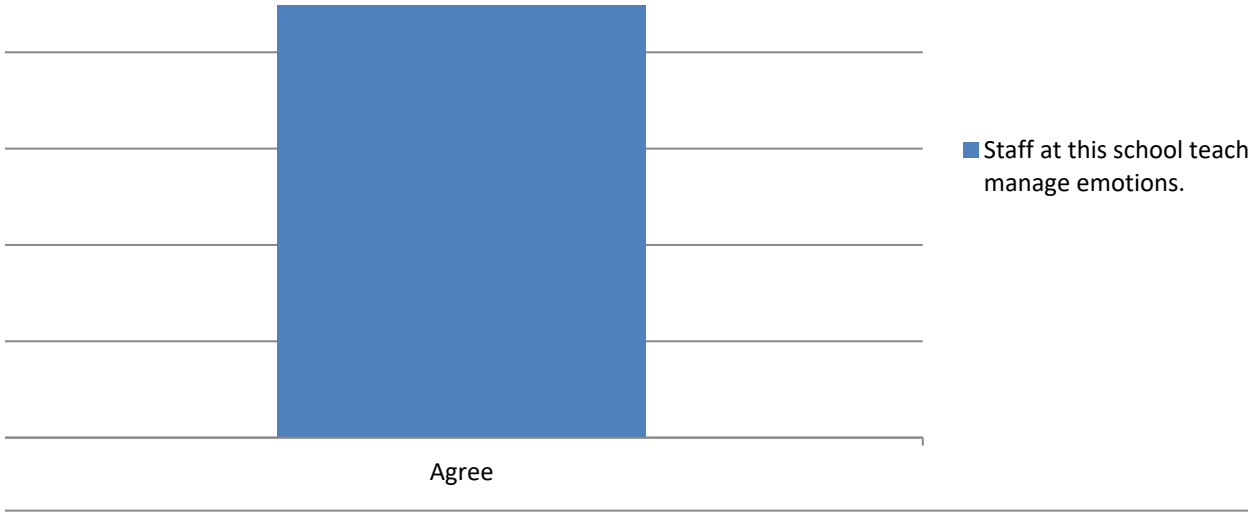
Staff at this school teach manage emotions.
Agree

students strategies to

ı students strategies to

Summary of This school helps parents find community supports for their students who need them.

Categorical Summary

Sample Siz	Average	Median	Number of Distinct Categories
1 of 1	3	3	1

Recode	This school	Count	Percent of	Confidence Interval (Percent of Data)
3	Agree	1	100.0%	20.7% to 100.0%

Select a chart and choose "Clustered Column", "100% Stacked Column", or "Pie" chart in Powerpoint or
To create a correct "100% Stacked Column" chart, choose the chart then click "Switch Row/Column" (PC

Recode		Count		Percent	
			This school		This school helps parents find com
3		Agree	1	Agree	100.0%

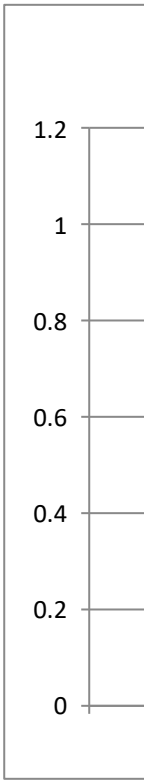

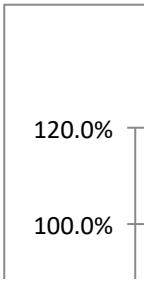

80.0%
60.0%
40.0%
20.0%
0.0%

· Excel, to change the chart type.
C) or "Switch Plot" (Mac) in the chart tools

ımunity supports for their students who need them.

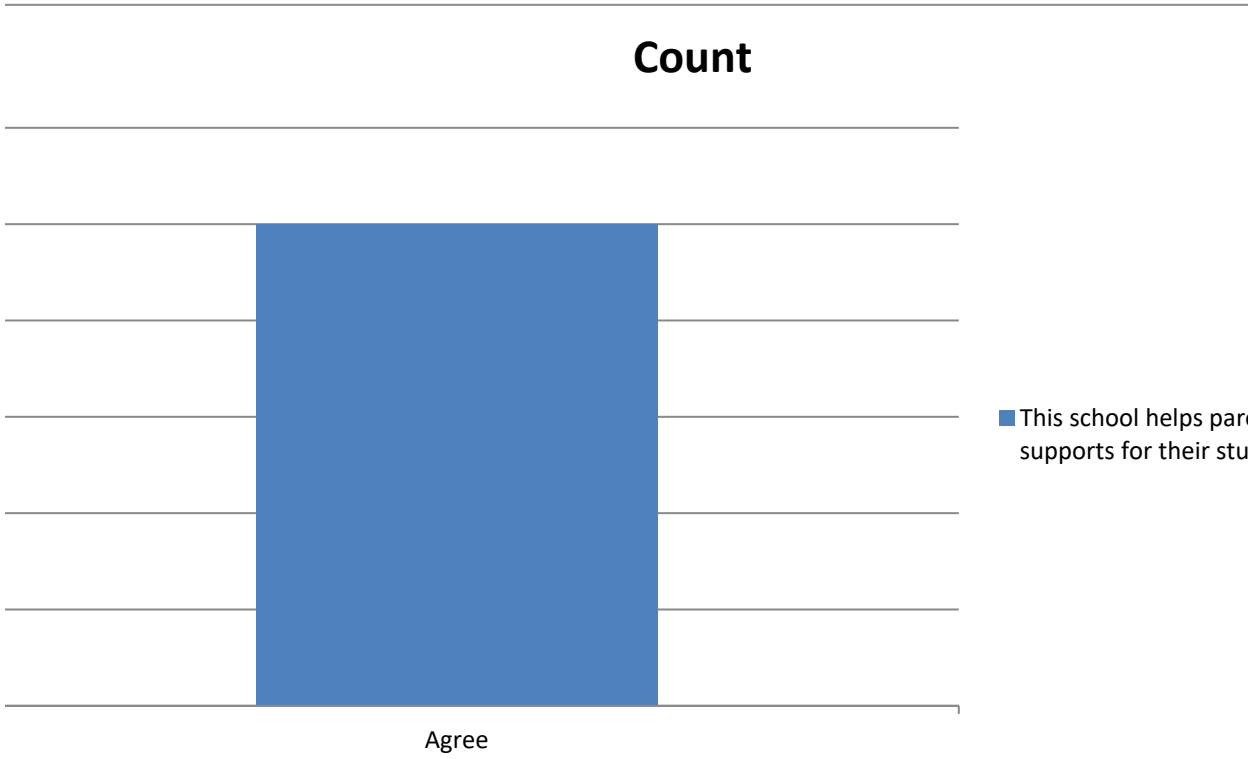

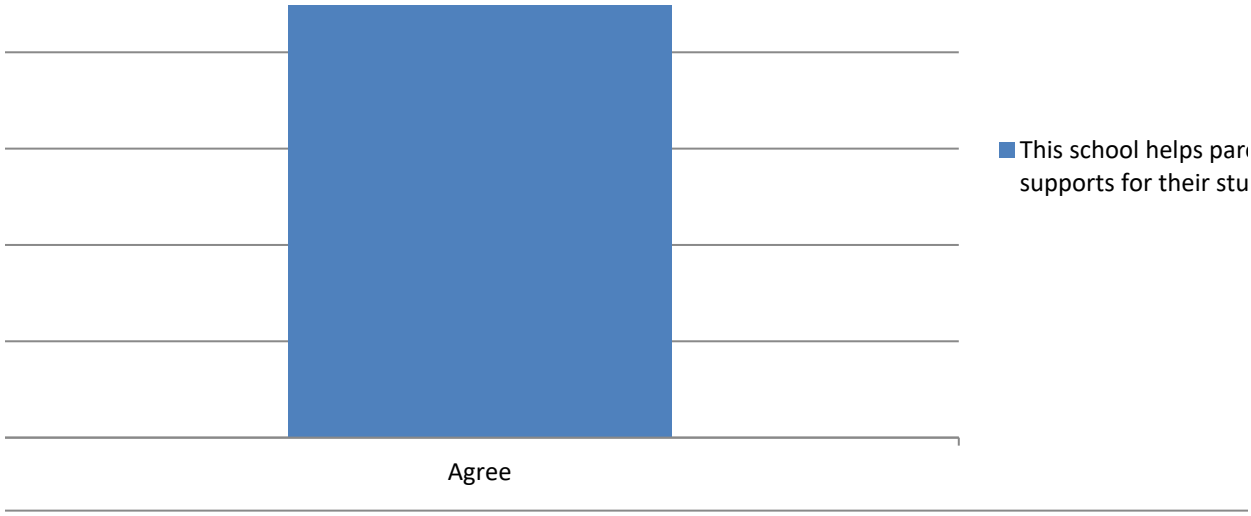
Agree
This school helps par
supports for their stu

ents find community
udents who need them.

ents find community
udents who need them.

Summary of The following is a problem in the neighborhood where this school is located: garbage, litter

Categorical Summary

Sample Siz	Average	Median	Number of Distinct Categories
1 of 1	2	2	1

Recode	The followi	Count	Percent of	Confidence Interval (Percent of Data)
2	Disagree	1	100.0%	20.7% to 100.0%

Select a chart and choose "Clustered Column", "100% Stacked Column", or "Pie" chart in Powerpoint or
To create a correct "100% Stacked Column" chart, choose the chart then click "Switch Row/Column" (PC

Recode	Count		Percent	
		The followi		The following is a problem in the n
2	Disagree	1	Disagree	100.0%

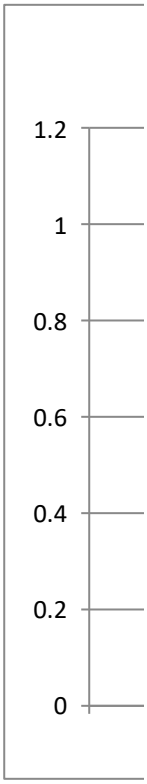

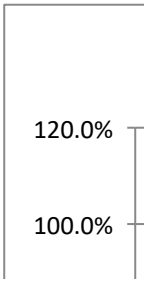

80.0%
60.0%
40.0%
20.0%
0.0%

r, or broken glass in the street or road, on the sidewalks, or in the yards.

· Excel, to change the chart type.
C) or "Switch Plot" (Mac) in the chart tools

neighborhood where this school is located: garbage, litter, or broken glass in the street or road, on the si

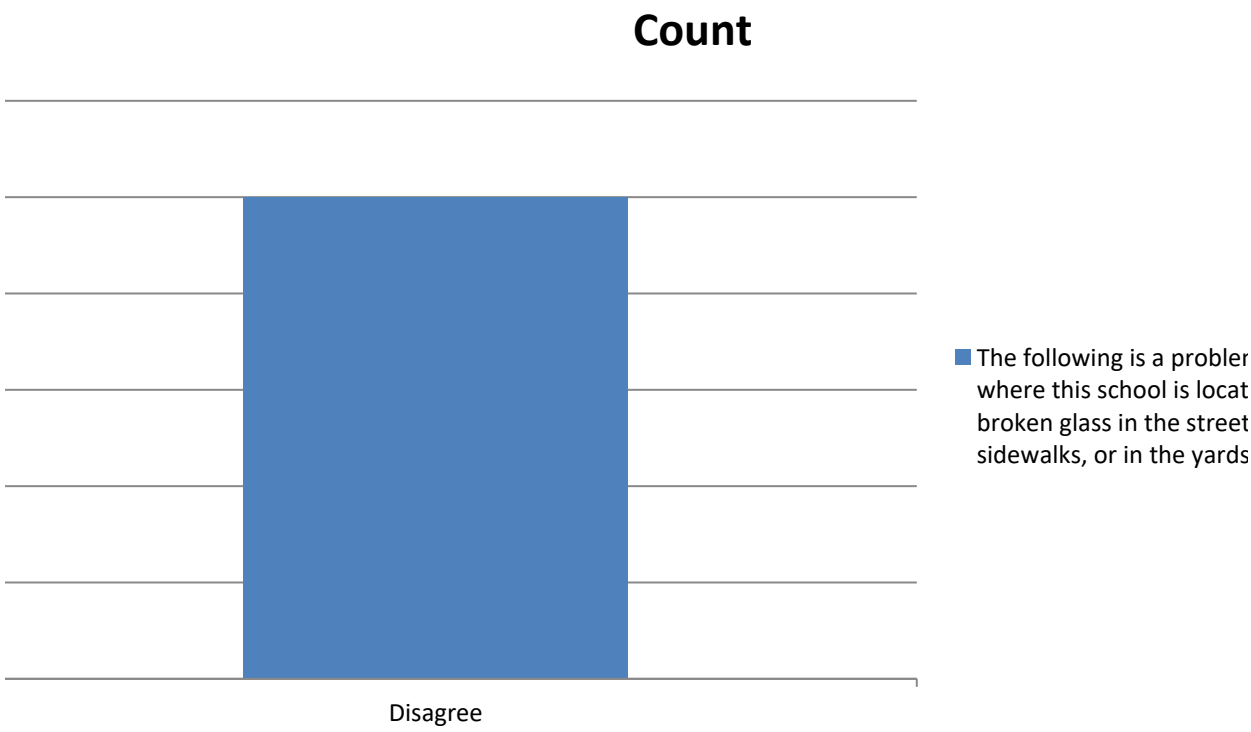

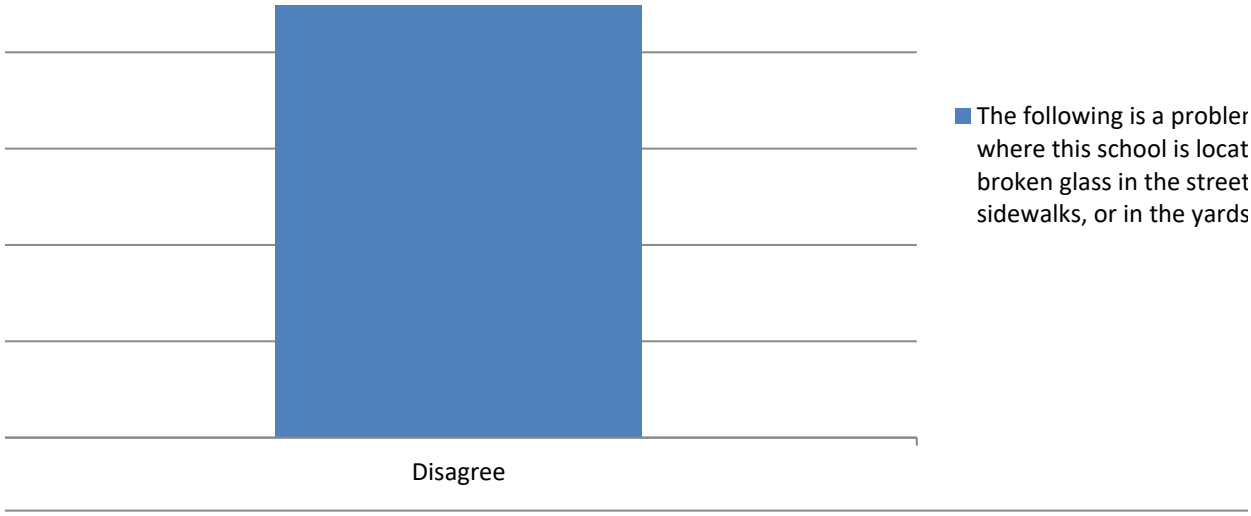
Disagree
The following is a probler
where this school is locat
broken glass in the street
sidewalks, or in the yards

idewalks, or in the yards.

m in the neighborhood
ted: garbage, litter, or
t or road, on the
s.

m in the neighborhood
ted: garbage, litter, or
t or road, on the
s.

Summary of At this school, there is a feeling of trust among the staff.

Categorical Summary

Sample Siz	Number of Distinct Categories
46 of 46	4

At this schc	Count	Percent of	Confidence Interval (Percent of Data)
Strongly ag	12	26.1%	15.6% to 40.3%
Agree	21	45.7%	32.2% to 59.8%
Disagree	10	21.7%	12.3% to 35.6%
Strongly di	3	6.5%	2.2% to 17.5%

Select a chart and choose "Clustered Column", "100% Stacked Column", or "Pie" chart in Powerpoint or
To create a correct "100% Stacked Column" chart, choose the chart then click "Switch Row/Column" (PC

Count

	At this schc
Strongly ag	12
Agree	21
Disagree	10
Strongly di	3

Percent

	At this school, there is a feeling of trust among the staff.
Strongly ag	26.1%
Agree	45.7%
Disagree	21.7%
Strongly di	6.5%

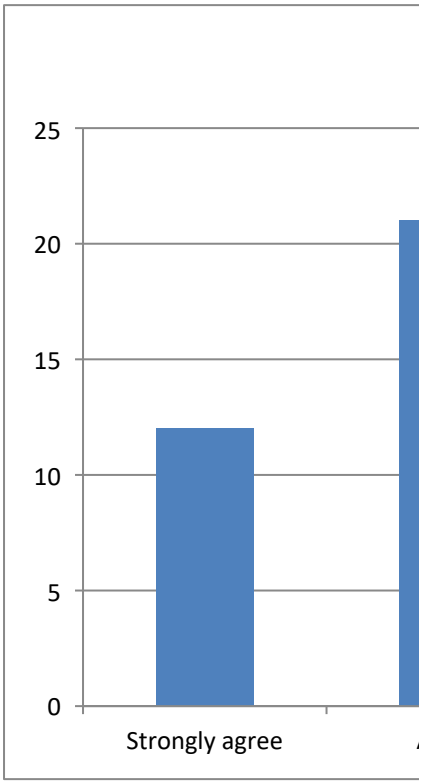

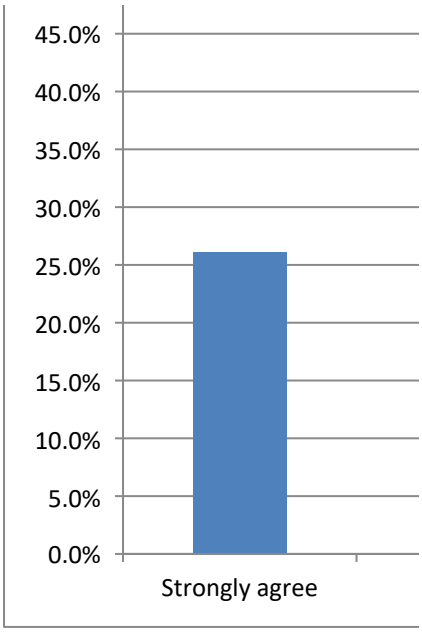
45.0%
40.0%
35.0%
30.0%
25.0%
20.0%
15.0%
10.0%
5.0%
0.0%
Strongly agree

· Excel, to change the chart type.
C) or "Switch Plot" (Mac) in the chart tools

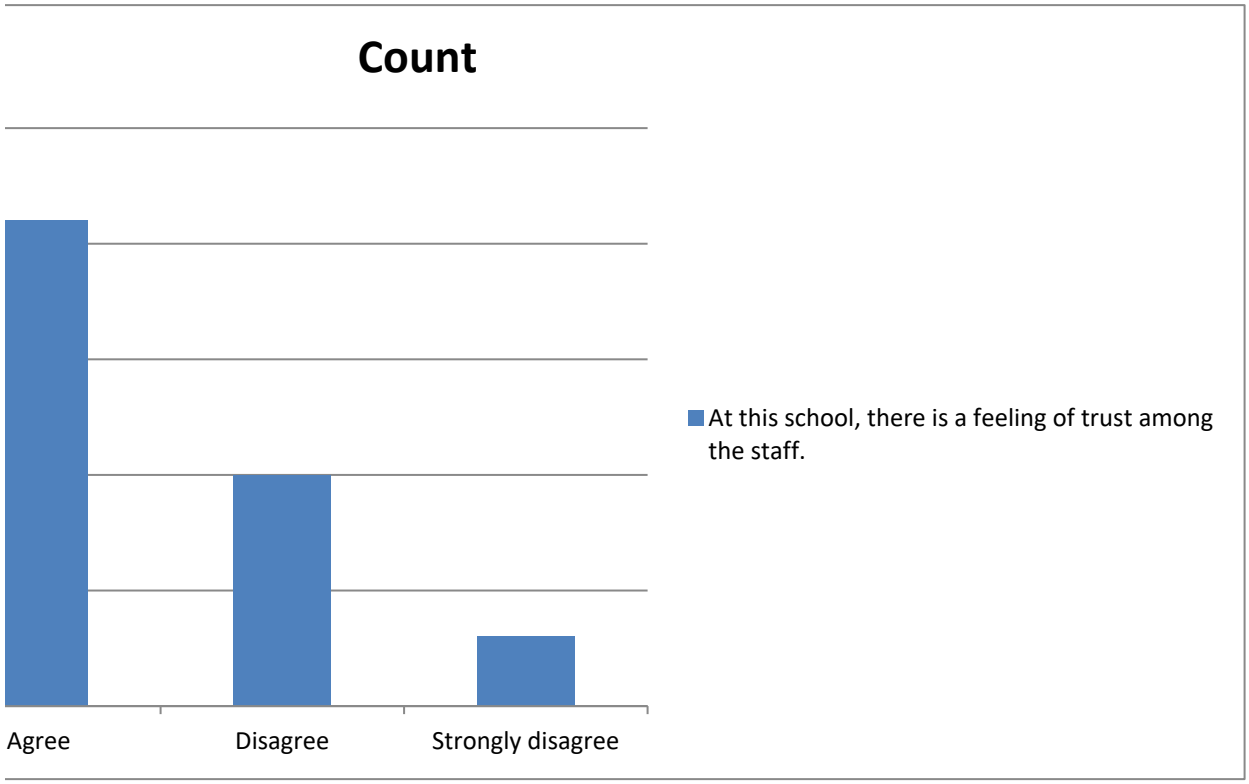

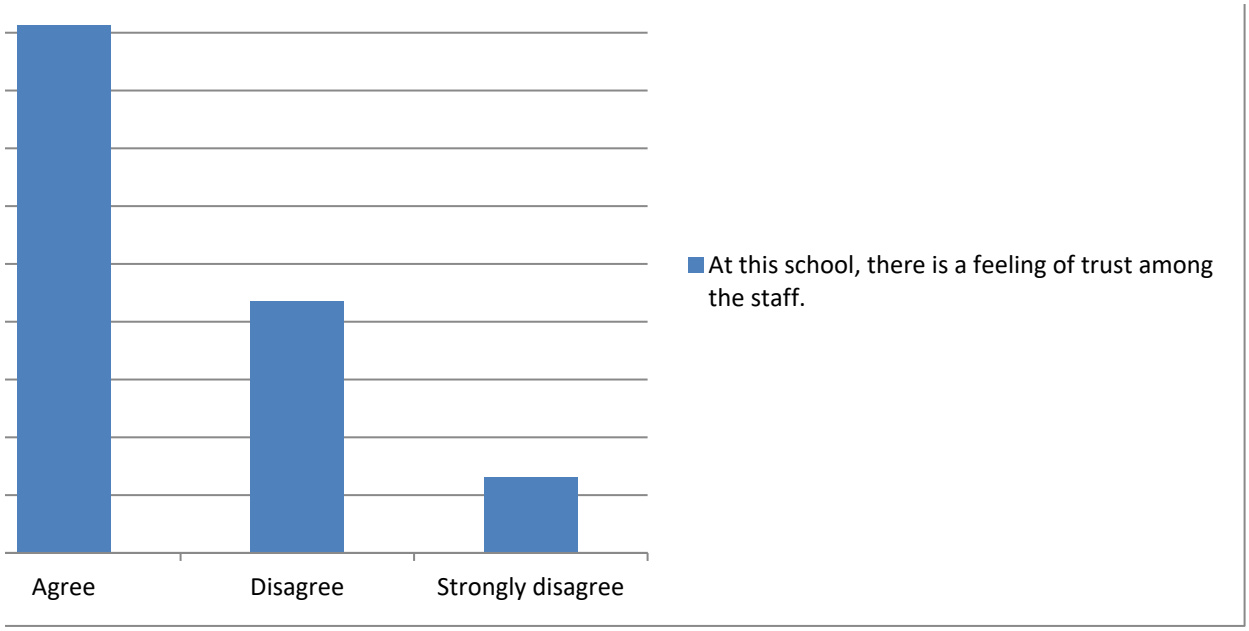
Agree
Disagree
Strongly disagree
At this school, there is a feeling of trust among the staff.

Summary of I know the role of the School Resource Officer (SRO).

Categorical Summary

Sample Siz	Number of Distinct Categories
32 of 32	4

I know the	Count	Percent of	Confidence Interval (Percent of Data)
Strongly ag	6	18.8%	8.9% to 35.3%
Agree	15	46.9%	30.9% to 63.6%
Disagree	9	28.1%	15.6% to 45.4%
Strongly di	2	6.3%	1.7% to 20.1%

Select a chart and choose "Clustered Column", "100% Stacked Column", or "Pie" chart in Powerpoint or
To create a correct "100% Stacked Column" chart, choose the chart then click "Switch Row/Column" (P(

Count

	I know the
Strongly ag	6
Agree	15
Disagree	9
Strongly di	2

Percent

	I know the role of the School Resource Officer (SRO).
Strongly ag	18.8%
Agree	46.9%
Disagree	28.1%
Strongly di	6.3%

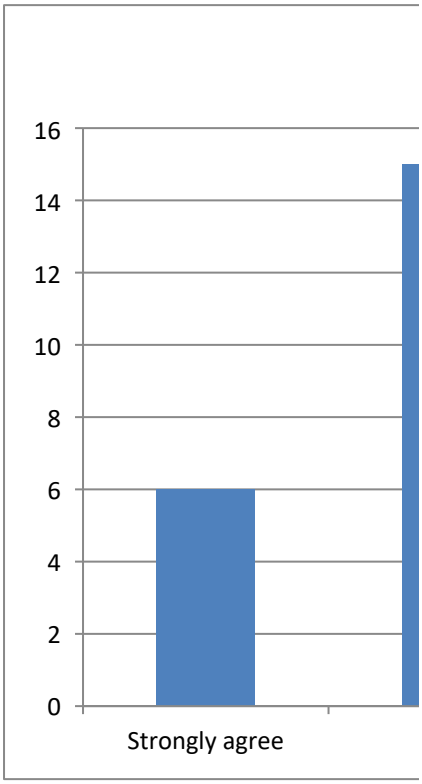

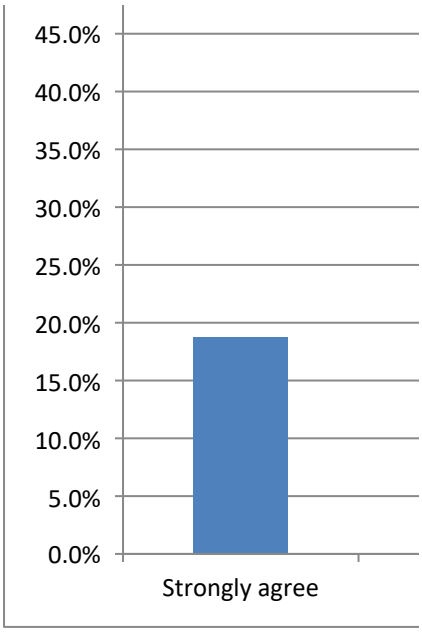
45.0%
40.0%
35.0%
30.0%
25.0%
20.0%
15.0%
10.0%
5.0%
0.0%
Strongly agree

· Excel, to change the chart type.
C) or "Switch Plot" (Mac) in the chart tools

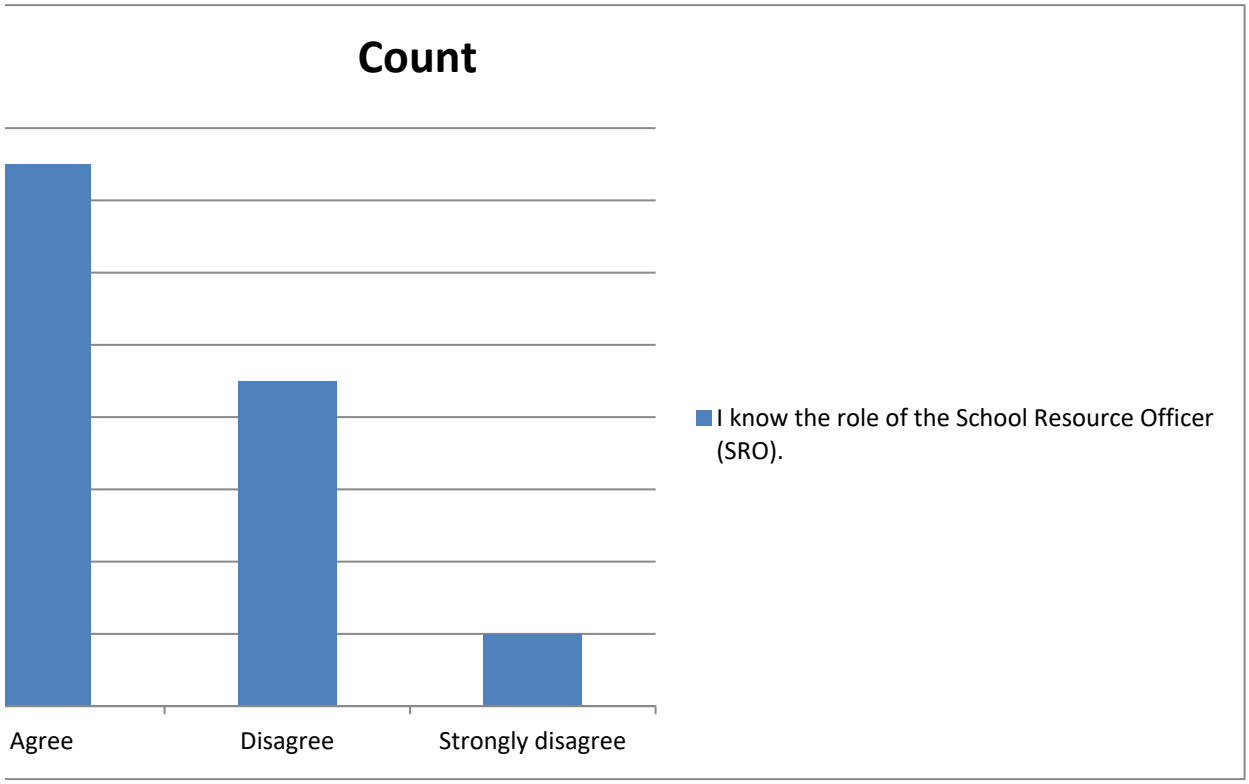

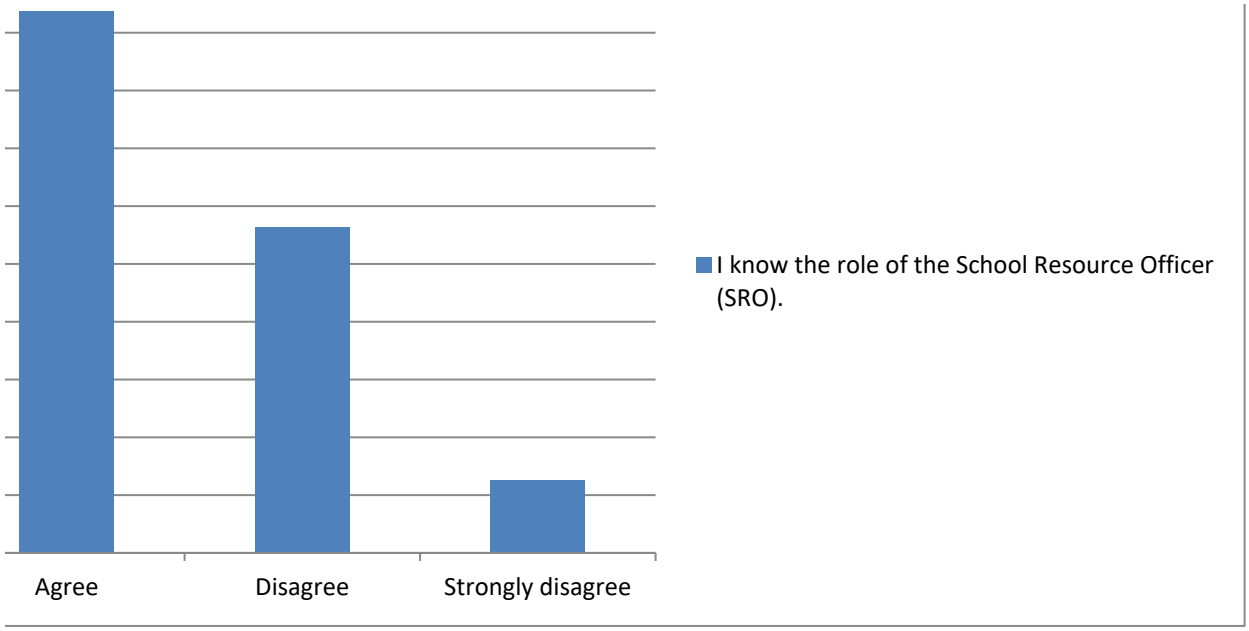
Agree
Disagree
Strongly disagree
I know the role of the School Resource Officer (SRO).

Summary of I feel welcome at this school.

Categorical Summary

Sample Siz	Number of Distinct Categories
34 of 34	4

I feel welcc	Count	Percent of	Confidence Interval (Percent of Data)
Strongly ag	16	47.1%	31.5% to 63.3%
Agree	15	44.1%	28.9% to 60.5%
Disagree	2	5.9%	1.6% to 19.1%
Strongly di	1	2.9%	0.5% to 14.9%

Select a chart and choose "Clustered Column", "100% Stacked Column", or "Pie" chart in Powerpoint or
To create a correct "100% Stacked Column" chart, choose the chart then click "Switch Row/Column" (PC

Count

	I feel welcc
Strongly ag	16
Agree	15
Disagree	2
Strongly di	1

Percent

	I feel welcome at this school.
Strongly ag	47.1%
Agree	44.1%
Disagree	5.9%
Strongly di	2.9%

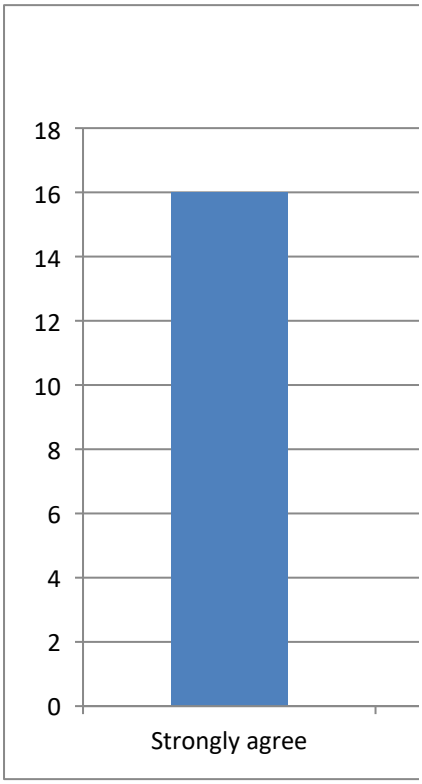



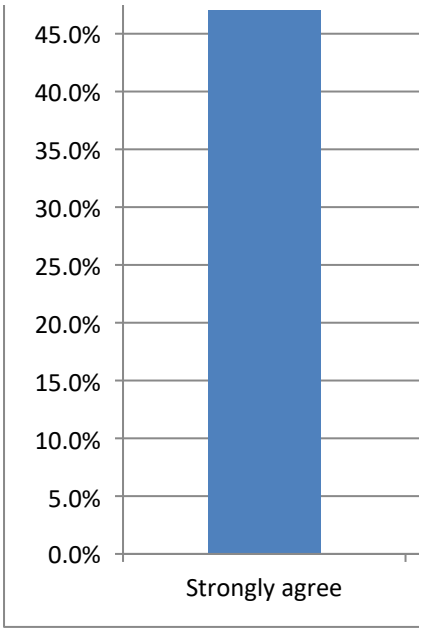
45.0%
40.0%
35.0%
30.0%
25.0%
20.0%
15.0%
10.0%
5.0%
0.0%
Strongly agree

· Excel, to change the chart type.
C) or "Switch Plot" (Mac) in the chart tools

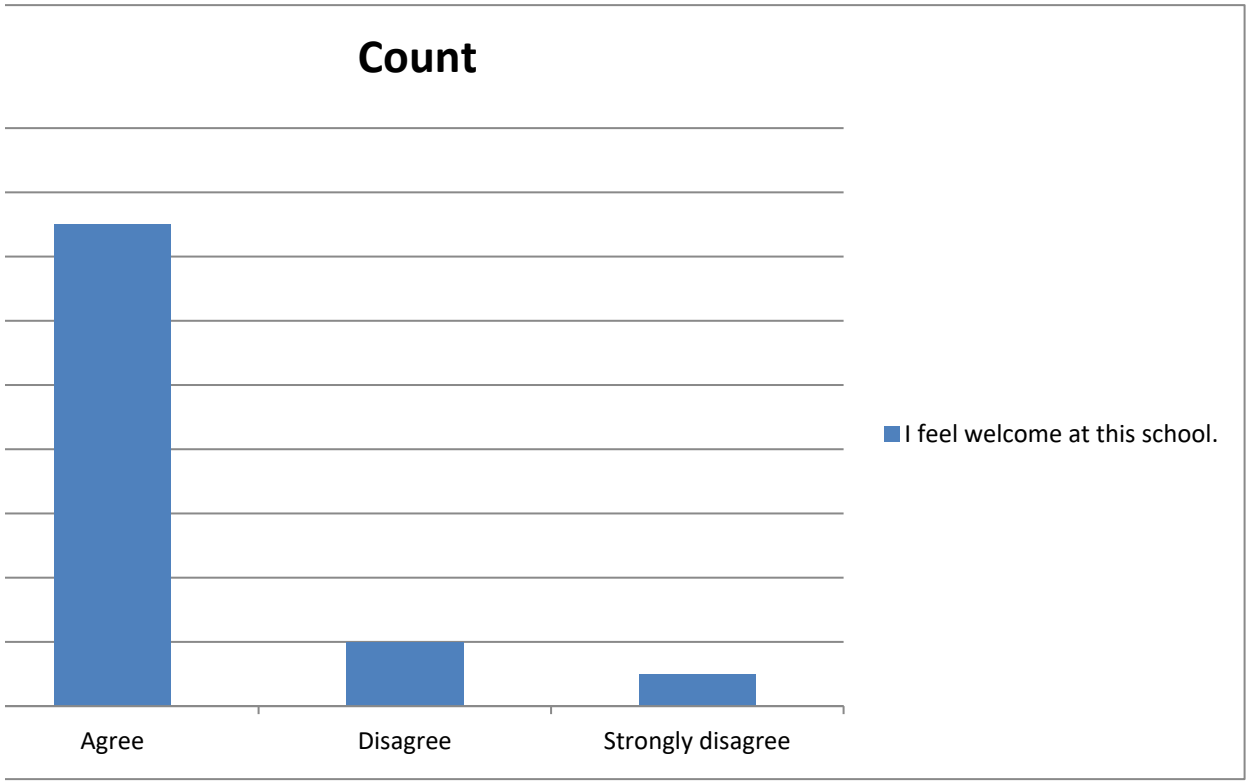

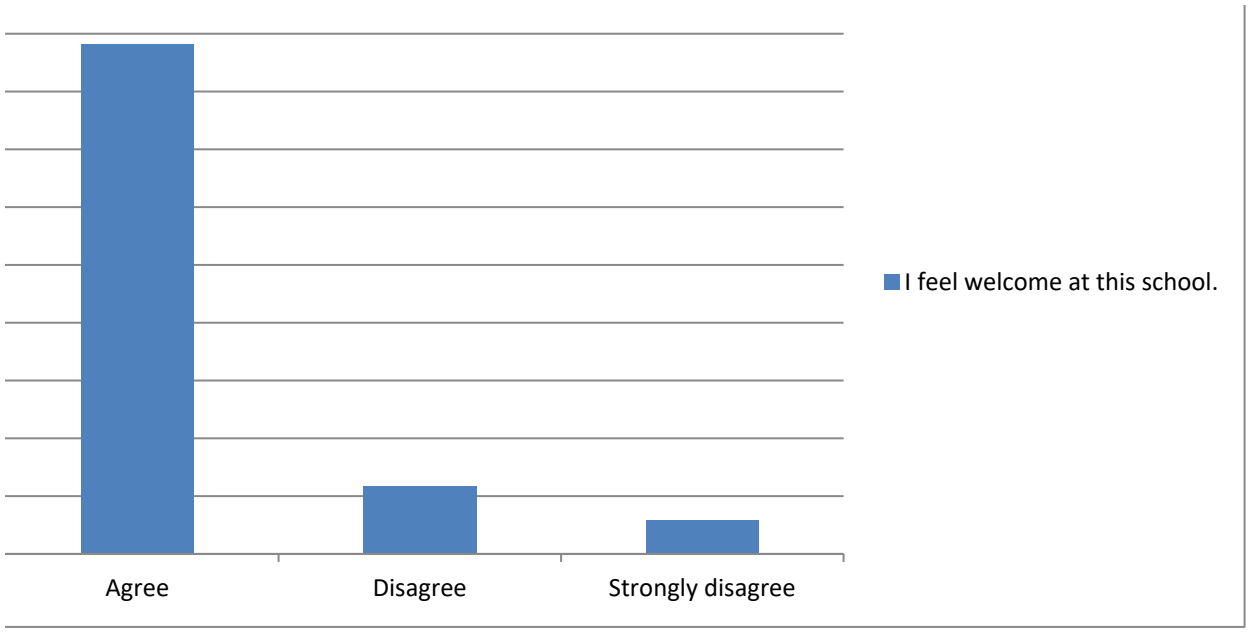
I feel welcome at this school.
Agree
Disagree
Strongly disagree

Summary of This school encourages me to be an active partner in educating my student.

Categorical Summary

Sample Size	Number of Distinct Categories
34 of 34	4

This school	Count	Percent of	Confidence Interval (Percent of Data)
Strongly ag	12	35.3%	21.5% to 52.1%
Agree	14	41.2%	26.4% to 57.8%
Disagree	6	17.6%	8.3% to 33.5%
Strongly di	2	5.9%	1.6% to 19.1%

Select a chart and choose "Clustered Column", "100% Stacked Column", or "Pie" chart in Powerpoint or
To create a correct "100% Stacked Column" chart, choose the chart then click "Switch Row/Column" (PC

Count

	This school
Strongly ag	12
Agree	14
Disagree	6
Strongly di	2

Percent

	This school encourages me to be an active partner in edu
Strongly ag	35.3%
Agree	41.2%
Disagree	17.6%
Strongly di	5.9%

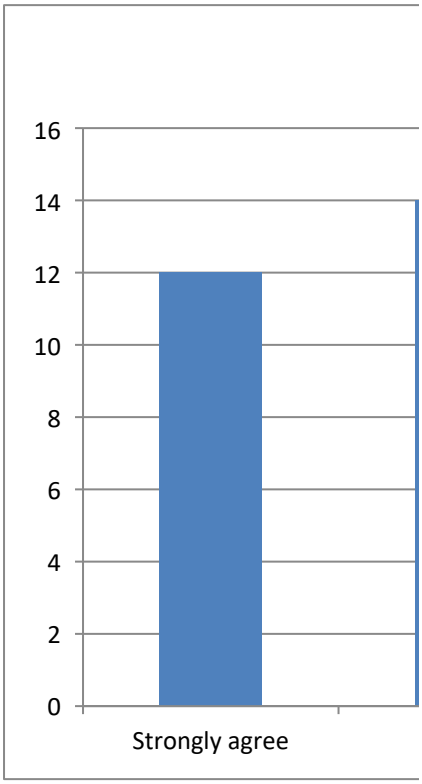

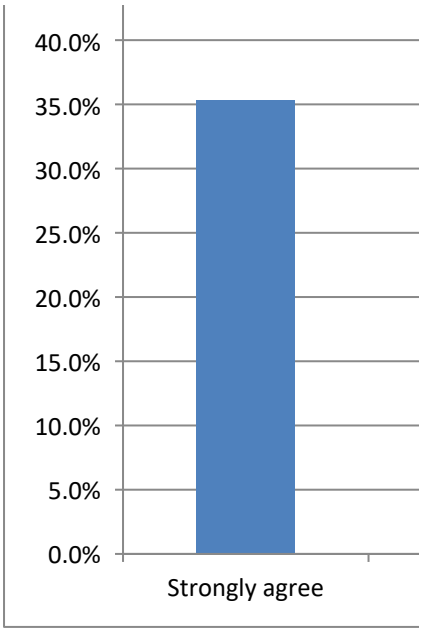
40.0%
35.0%
30.0%
25.0%
20.0%
15.0%
10.0%
5.0%
0.0%
Strongly agree

· Excel, to change the chart type.
C) or "Switch Plot" (Mac) in the chart tools

cating my student.

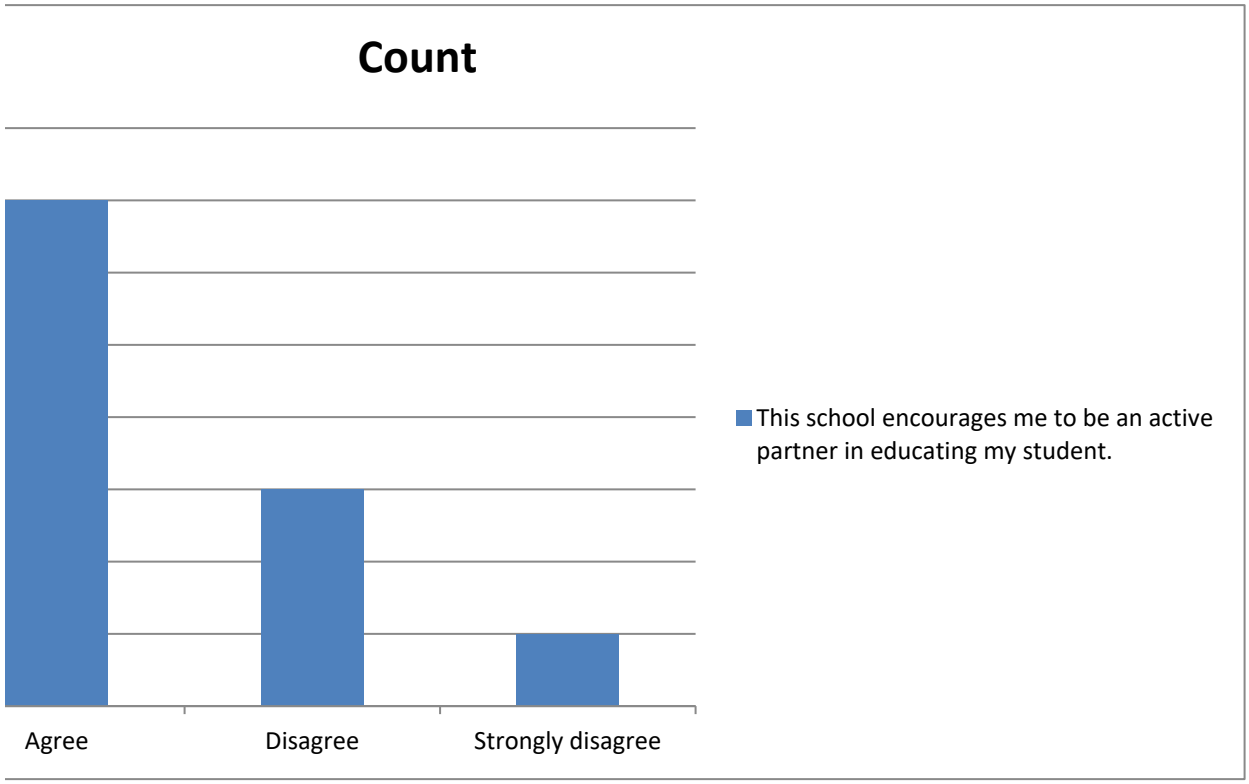

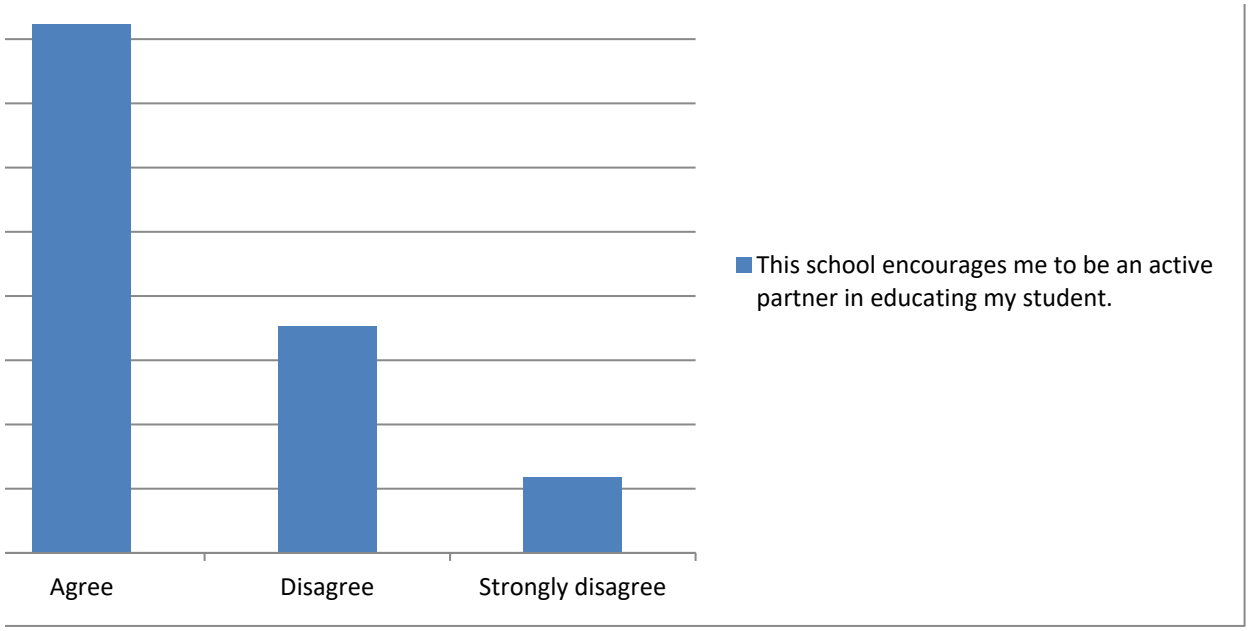
Agree
Disagree
Strongly disagree
This school encourages me to be an active partner in educating my student.

Summary of I feel comfortable talking to an employee at this school.

Categorical Summary

Sample Size	Number of Distinct Categories
34 of 34	4

I feel comfo	Count	Percent of	Confidence Interval (Percent of Data)
Strongly ag	15	44.1%	28.9% to 60.5%
Agree	15	44.1%	28.9% to 60.5%
Disagree	3	8.8%	3.0% to 23.0%
Strongly dis	1	2.9%	0.5% to 14.9%

Select a chart and choose "Clustered Column", "100% Stacked Column", or "Pie" chart in Powerpoint or
To create a correct "100% Stacked Column" chart, choose the chart then click "Switch Row/Column" (PC

Count

	I feel comfo
Strongly ag	15
Agree	15
Disagree	3
Strongly dis	1

Percent

	I feel comfortable talking to an employee at this school.
Strongly ag	44.1%
Agree	44.1%
Disagree	8.8%
Strongly dis	2.9%

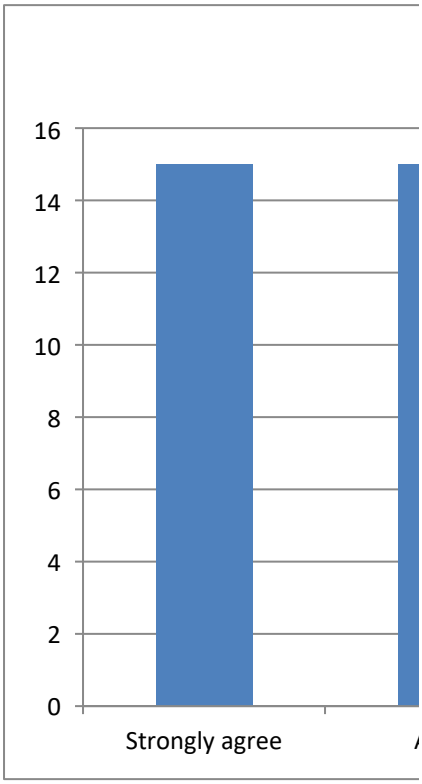

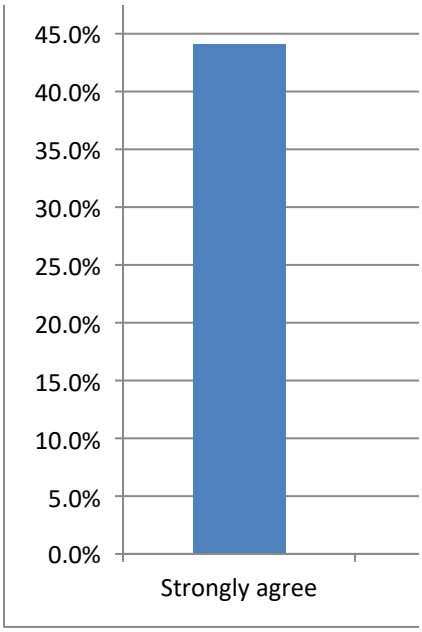
45.0%
40.0%
35.0%
30.0%
25.0%
20.0%
15.0%
10.0%
5.0%
0.0%
Strongly agree

· Excel, to change the chart type.
C) or "Switch Plot" (Mac) in the chart tools

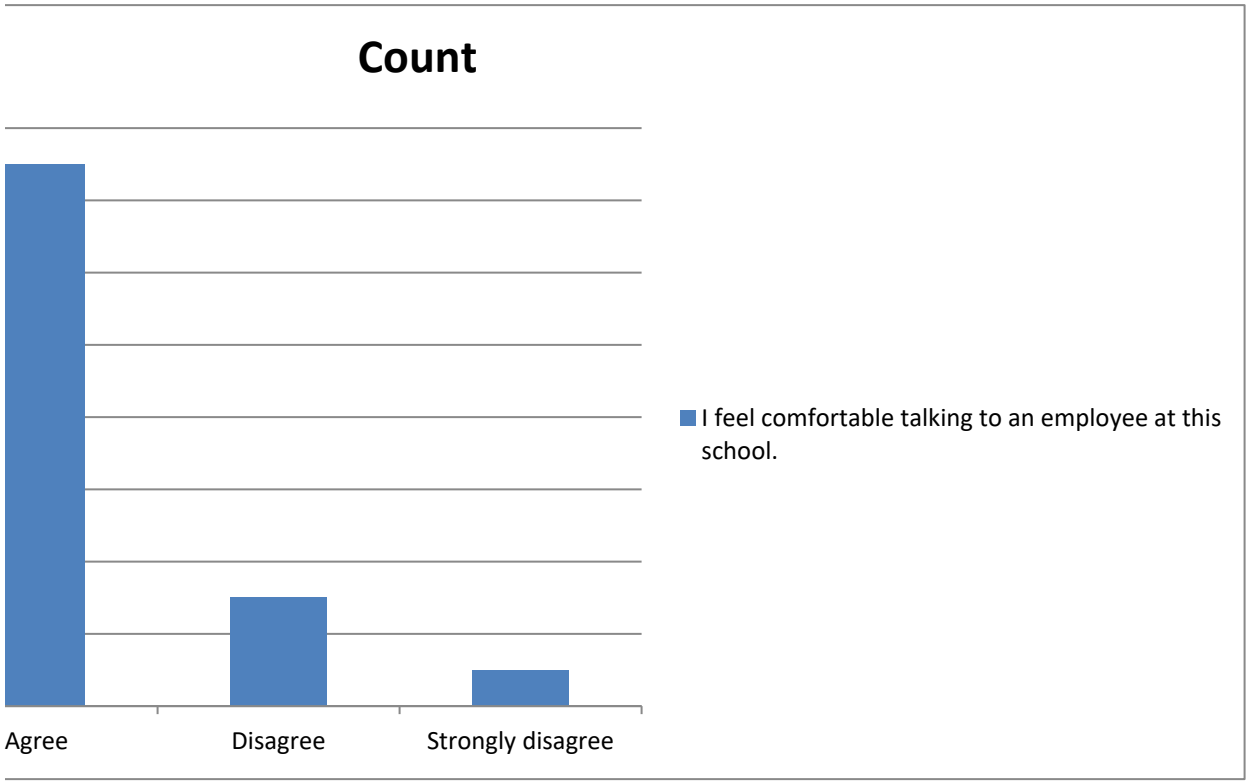

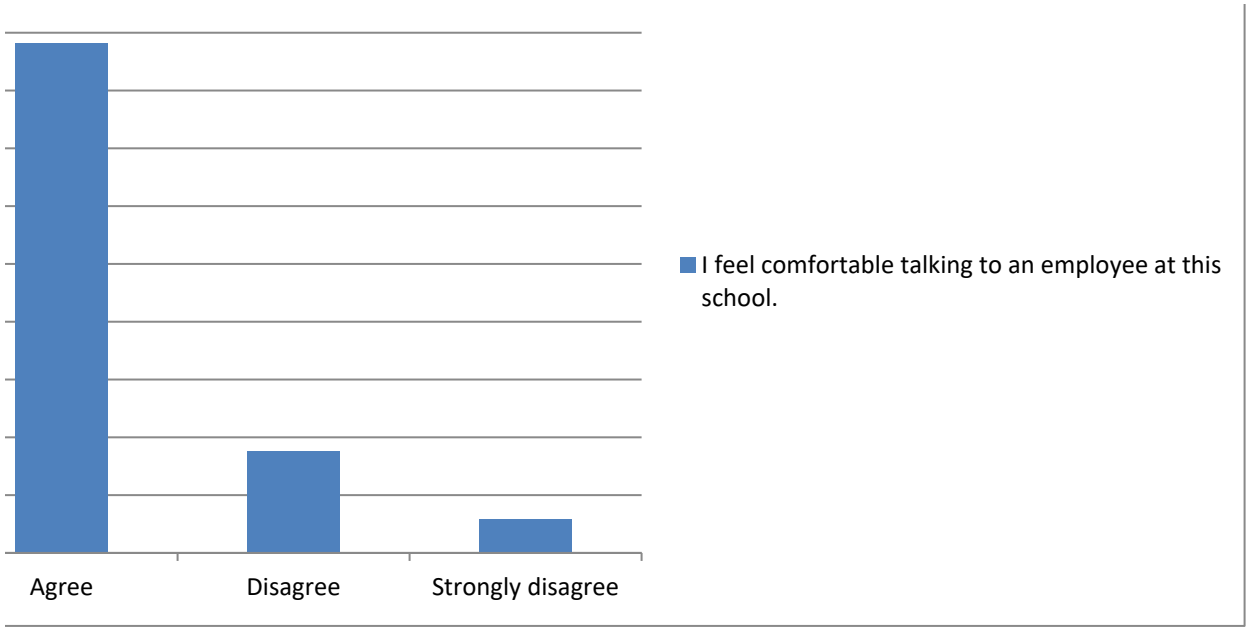
Agree
Disagree
Strongly disagree
I feel comfortable talking to an employee at this school.

Summary of Attending school every day is important for my student to do well in their classes.

Categorical Summary

Sample Siz	Number of Distinct Categories
34 of 34	4

Attending s	Count	Percent of	Confidence Interval (Percent of Data)
Strongly ag	20	58.8%	42.2% to 73.6%
Agree	10	29.4%	16.8% to 46.2%
Disagree	3	8.8%	3.0% to 23.0%
Strongly di	1	2.9%	0.5% to 14.9%

Select a chart and choose "Clustered Column", "100% Stacked Column", or "Pie" chart in Powerpoint or
To create a correct "100% Stacked Column" chart, choose the chart then click "Switch Row/Column" (PC

Count

	Attending s
Strongly ag	20
Agree	10
Disagree	3
Strongly di	1

Percent

	Attending school every day is important for my student tc
Strongly ag	58.8%
Agree	29.4%
Disagree	8.8%
Strongly di	2.9%

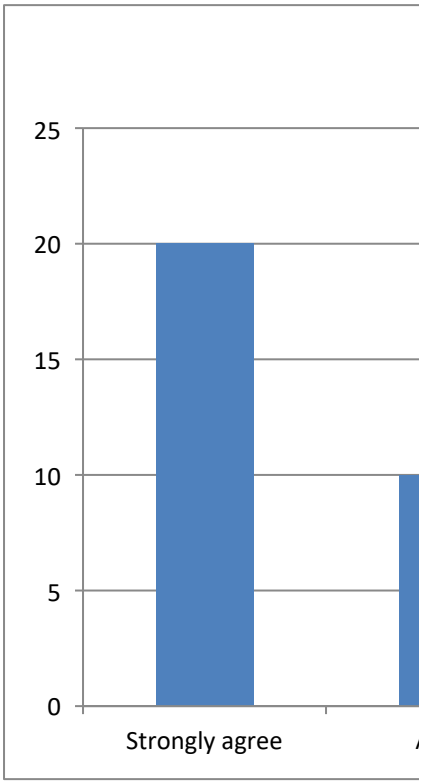

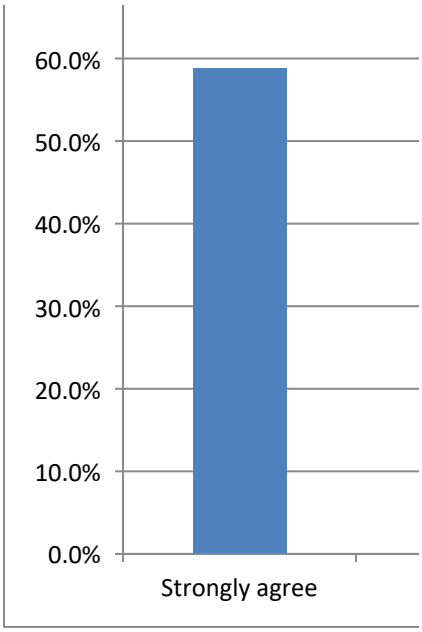
60.0%
50.0%
40.0%
30.0%
20.0%
10.0%
0.0%
Strongly agree

· Excel, to change the chart type.
C) or "Switch Plot" (Mac) in the chart tools

o do well in their classes.

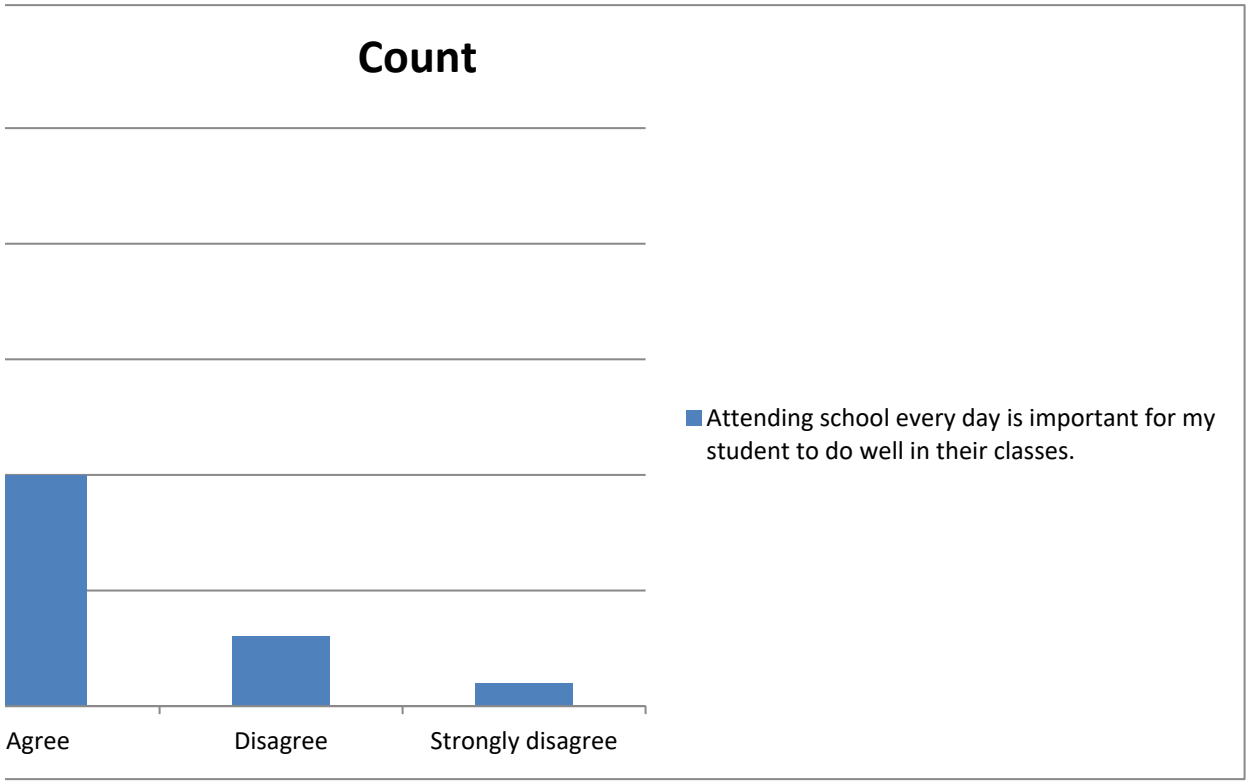

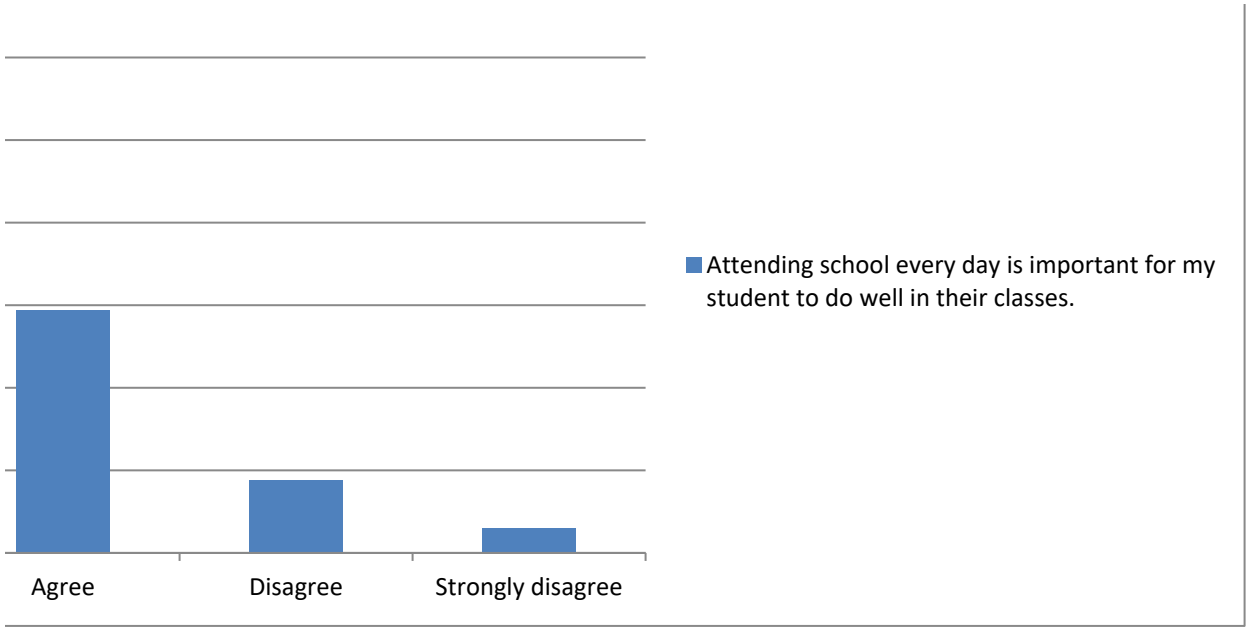
Attending school every day is important for my student to do well in their classes.
Agree
Disagree
Strongly disagree

Summary of Community perception of this school is positive.

Categorical Summary

Sample Siz	Number of Distinct Categories
34 of 34	4

Community	Count	Percent of	Confidence Interval (Percent of Data)
Strongly ag	11	32.4%	19.1% to 49.2%
Agree	12	35.3%	21.5% to 52.1%
Disagree	7	20.6%	10.3% to 36.8%
Strongly di	4	11.8%	4.7% to 26.6%

Select a chart and choose "Clustered Column", "100% Stacked Column", or "Pie" chart in Powerpoint or
To create a correct "100% Stacked Column" chart, choose the chart then click "Switch Row/Column" (PC

Count

	Community
Strongly ag	11
Agree	12
Disagree	7
Strongly di	4

Percent

	Community perception of this school is positive.
Strongly ag	32.4%
Agree	35.3%
Disagree	20.6%
Strongly di	11.8%

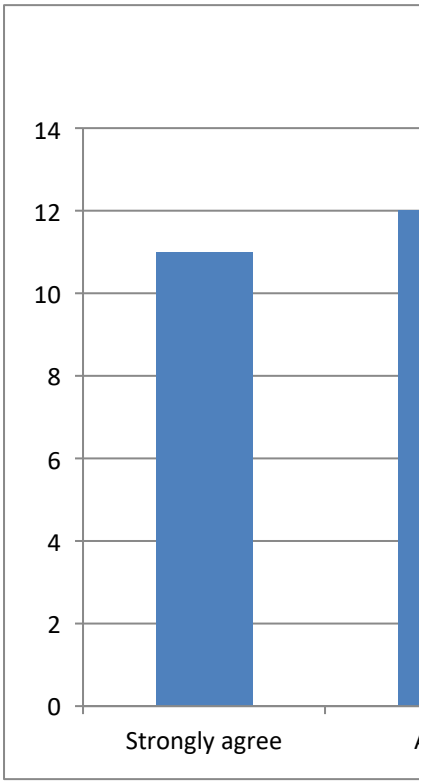

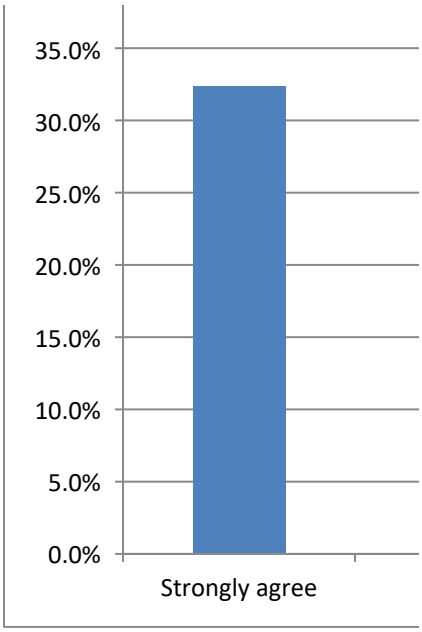
35.0%
30.0%
25.0%
20.0%
15.0%
10.0%
5.0%
0.0%
Strongly agree

· Excel, to change the chart type.
C) or "Switch Plot" (Mac) in the chart tools

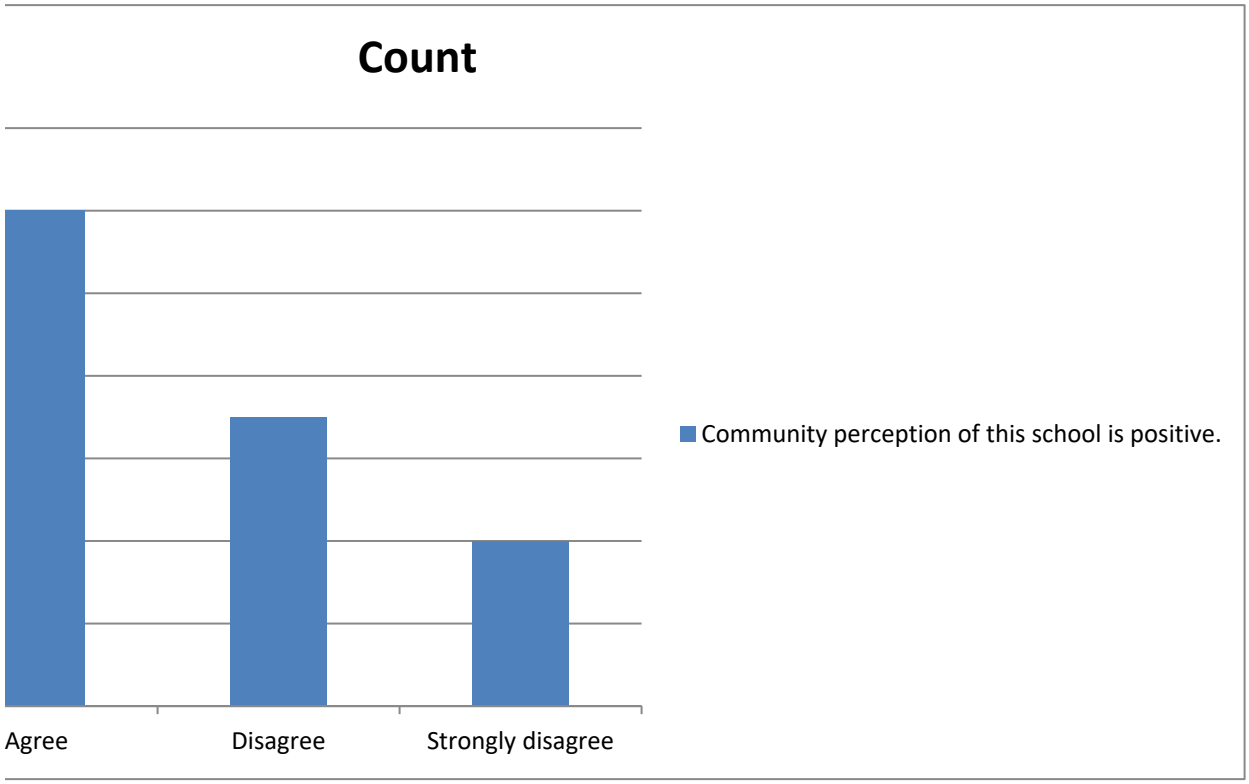

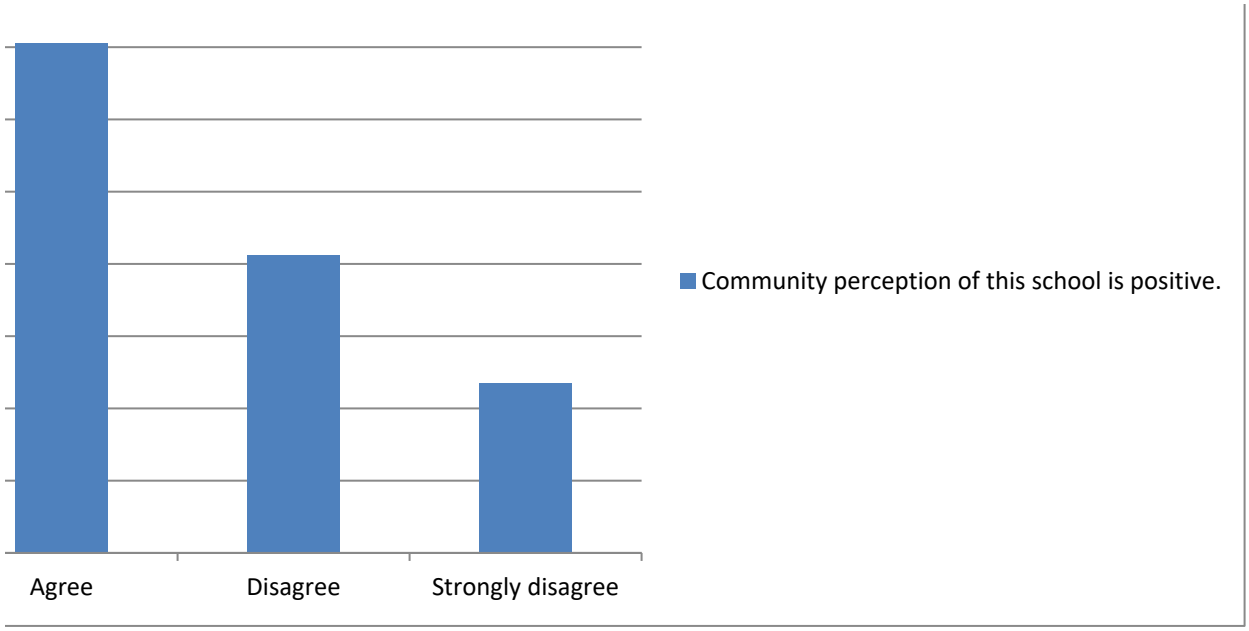
Agree
Disagree
Strongly disagree
Community perception of this school is positive.

Summary of This school or local education agency (district/charter) provides training in safety procedur

Categorical Summary

Sample Size	Number of Distinct Categories
34 of 34	5

This school	Count	Percent of	Confidence Interval (Percent of Data)
Strongly ag	8	23.5%	12.4% to 40.0%
Agree	18	52.9%	36.7% to 68.5%
Disagree	1	2.9%	0.5% to 14.9%
Strongly dis	1	2.9%	0.5% to 14.9%
I don't know	6	17.6%	8.3% to 33.5%

Select a chart and choose "Clustered Column", "100% Stacked Column", or "Pie" chart in Powerpoint or
To create a correct "100% Stacked Column" chart, choose the chart then click "Switch Row/Column" (PC

Count

	This school
Strongly ag	8
Agree	18
Disagree	1
Strongly dis	1
I don't know	6

Percent

	This school or local education agency (district/charter) pr
Strongly ag	23.5%
Agree	52.9%
Disagree	2.9%
Strongly dis	2.9%
I don't know	17.6%

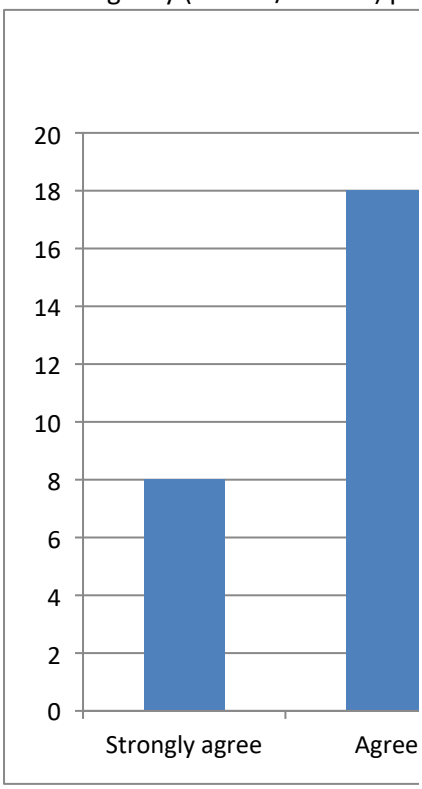

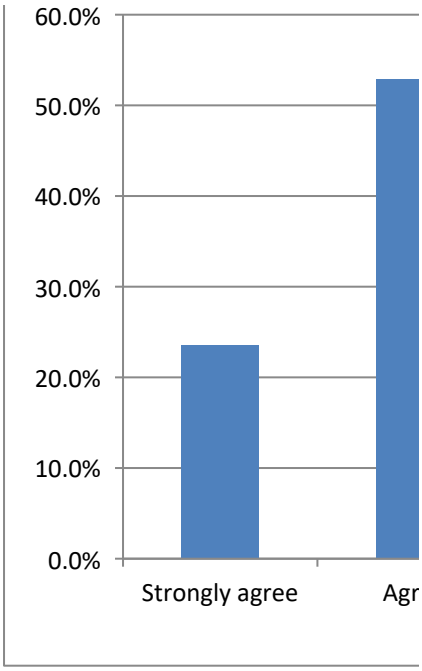
60.0%
50.0%
40.0%
30.0%
20.0%
10.0%
0.0%
Strongly agree
Agr

·es to my student (e.g. lockdown, lockout, evacuate, shelter in place).

· Excel, to change the chart type.
C) or "Switch Plot" (Mac) in the chart tools

ovides training in safety procedures to my student (e.g. lockdown, lockout, evacuate, shelter in place).

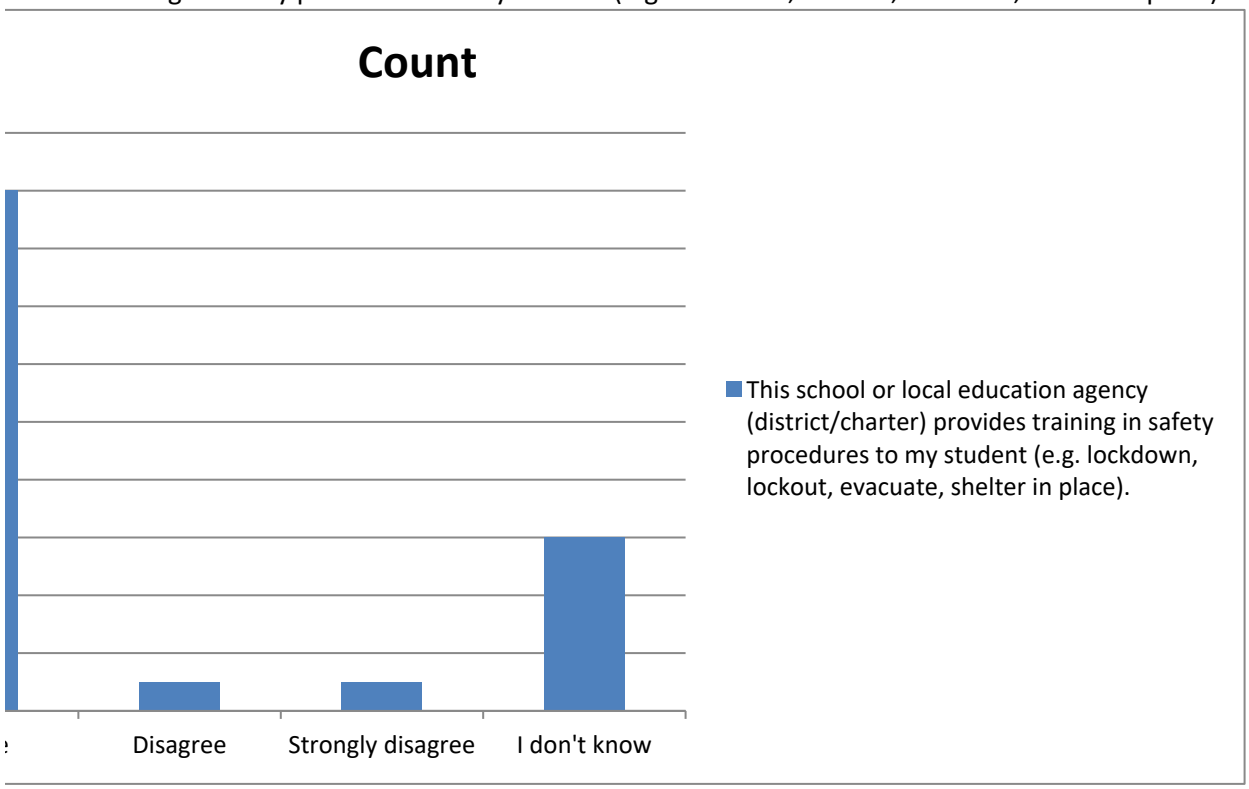

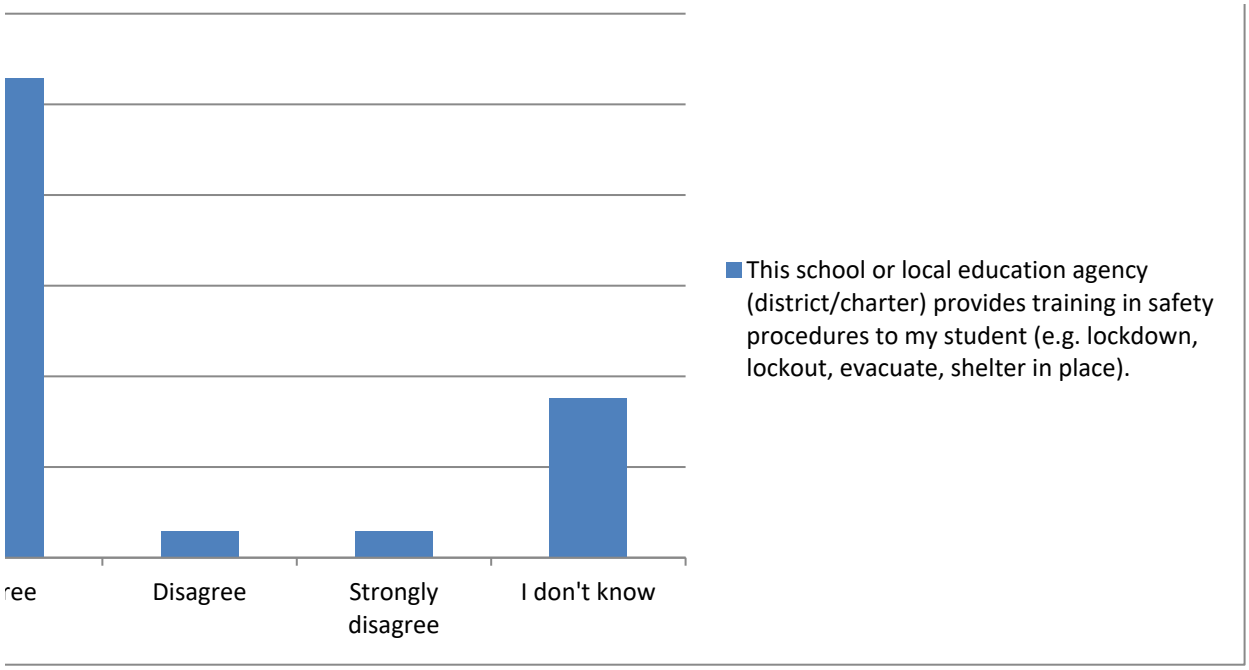
ree
Disagree
Strongly disagree
I don't know
This school or local education agency (district/charter) provides training in safety procedures to my student (e.g. lockdown, lockout, evacuate, shelter in place).

Summary of This school notifies parents or guardians effectively in the case of a school-wide emergency

Categorical Summary

Sample Size	Number of Distinct Categories
34 of 34	5

This school	Count	Percent of	Confidence Interval (Percent of Data)
Strongly ag	11	32.4%	19.1% to 49.2%
Agree	14	41.2%	26.4% to 57.8%
Disagree	4	11.8%	4.7% to 26.6%
Strongly dis	3	8.8%	3.0% to 23.0%
I don't know	2	5.9%	1.6% to 19.1%

Select a chart and choose "Clustered Column", "100% Stacked Column", or "Pie" chart in Powerpoint or
To create a correct "100% Stacked Column" chart, choose the chart then click "Switch Row/Column" (PC

Count

	This school
Strongly ag	11
Agree	14
Disagree	4
Strongly dis	3
I don't know	2

Percent

	This school notifies parents or guardians effectively in the
Strongly ag	32.4%
Agree	41.2%
Disagree	11.8%
Strongly dis	8.8%
I don't know	5.9%

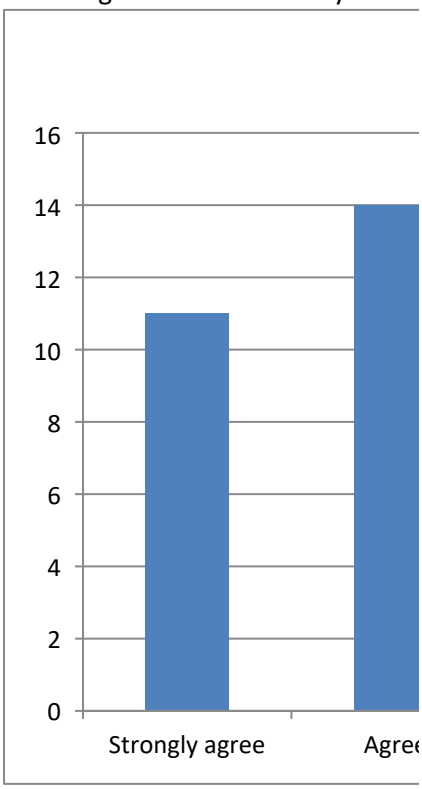

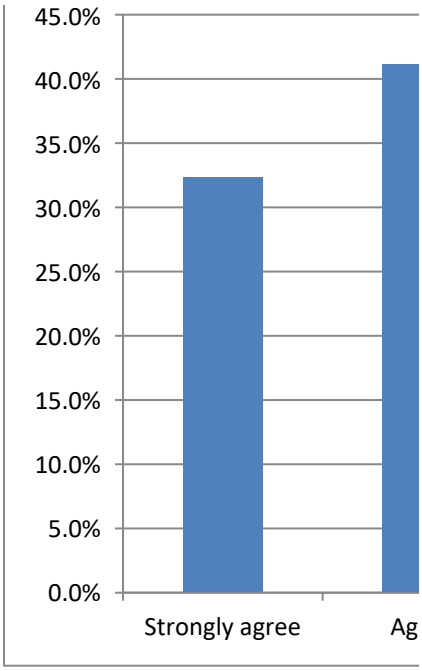
45.0%
40.0%
35.0%
30.0%
25.0%
20.0%
15.0%
10.0%
5.0%
0.0%
Strongly agree
Ag

y.

· Excel, to change the chart type.
C) or "Switch Plot" (Mac) in the chart tools

e case of a school-wide emergency.

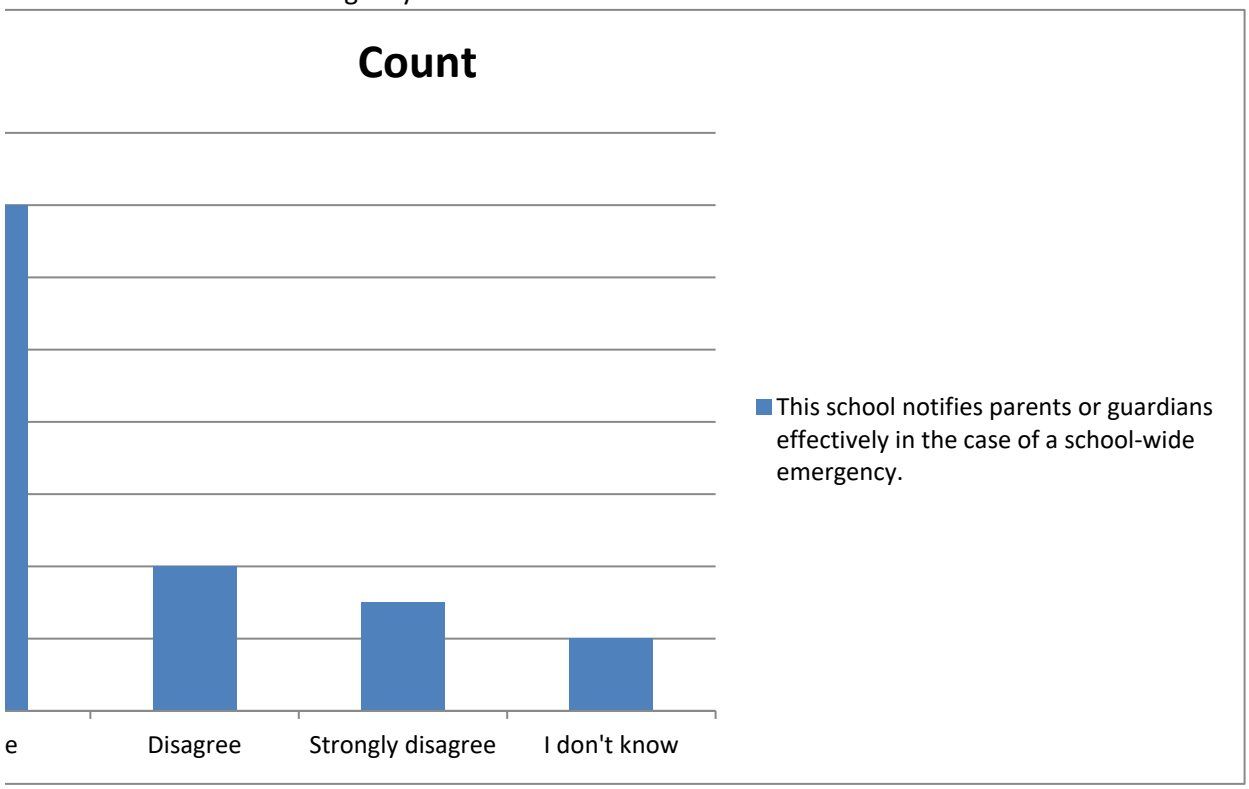

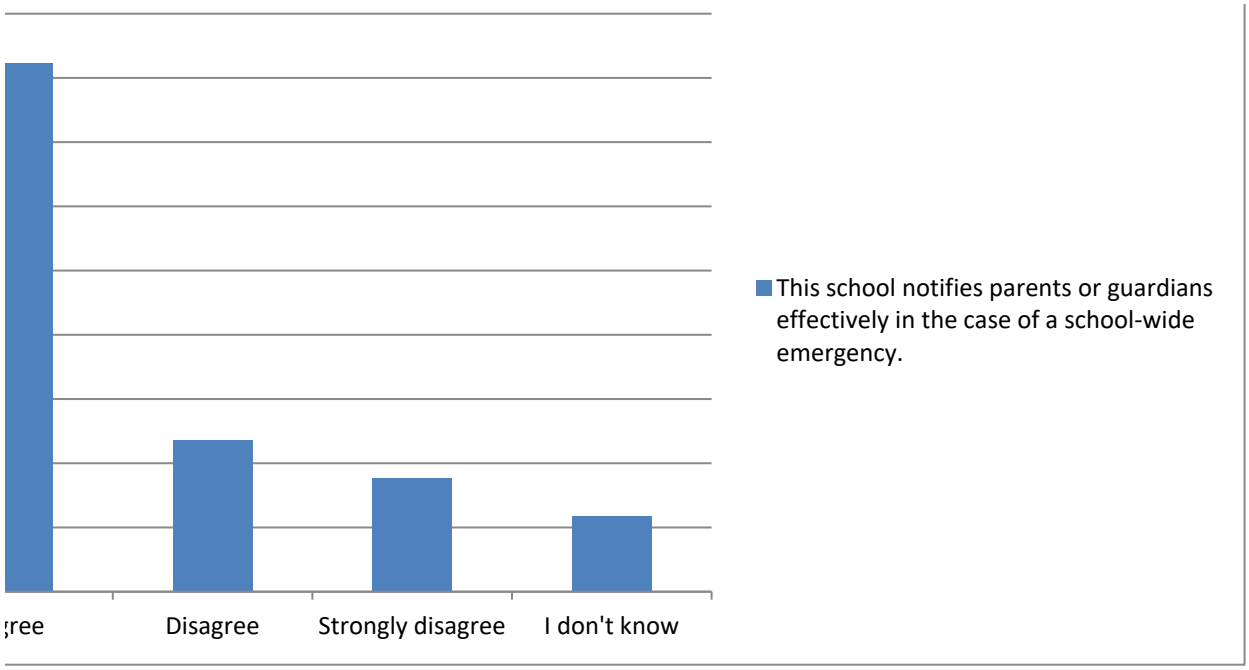
gree
Disagree
Strongly disagree
I don't know
This school notifies parents or guardians effectively in the case of a school-wide emergency.

Summary of School rules are applied equally to all students.

Categorical Summary

Sample Siz	Number of Distinct Categories
34 of 34	5

School rule	Count	Percent of	Confidence Interval (Percent of Data)
Strongly ag	9	26.5%	14.6% to 43.1%
Agree	8	23.5%	12.4% to 40.0%
Disagree	8	23.5%	12.4% to 40.0%
Strongly di	7	20.6%	10.3% to 36.8%
I don't kno	2	5.9%	1.6% to 19.1%

Select a chart and choose "Clustered Column", "100% Stacked Column", or "Pie" chart in Powerpoint or
To create a correct "100% Stacked Column" chart, choose the chart then click "Switch Row/Column" (PC

Count

School rule	
Strongly ag	9
Agree	8
Disagree	8
Strongly di	7
I don't kno	2

Percent

School rules are applied equally to all students.	
Strongly ag	26.5%
Agree	23.5%
Disagree	23.5%
Strongly di	20.6%
I don't kno	5.9%

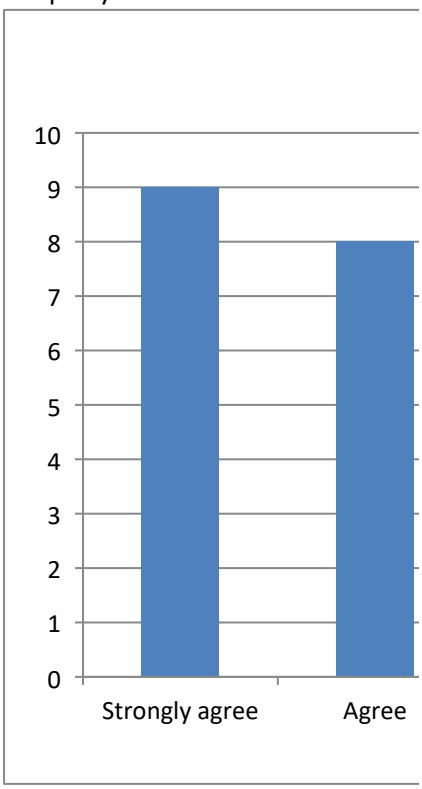

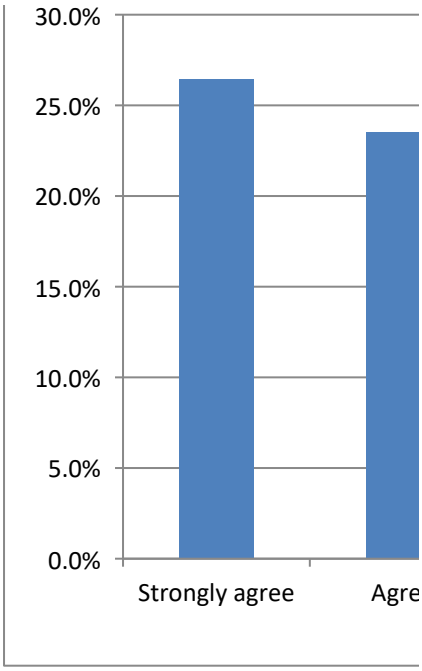
30.0%
25.0%
20.0%
15.0%
10.0%
5.0%
0.0%
Strongly agree
Agre

· Excel, to change the chart type.
C) or "Switch Plot" (Mac) in the chart tools

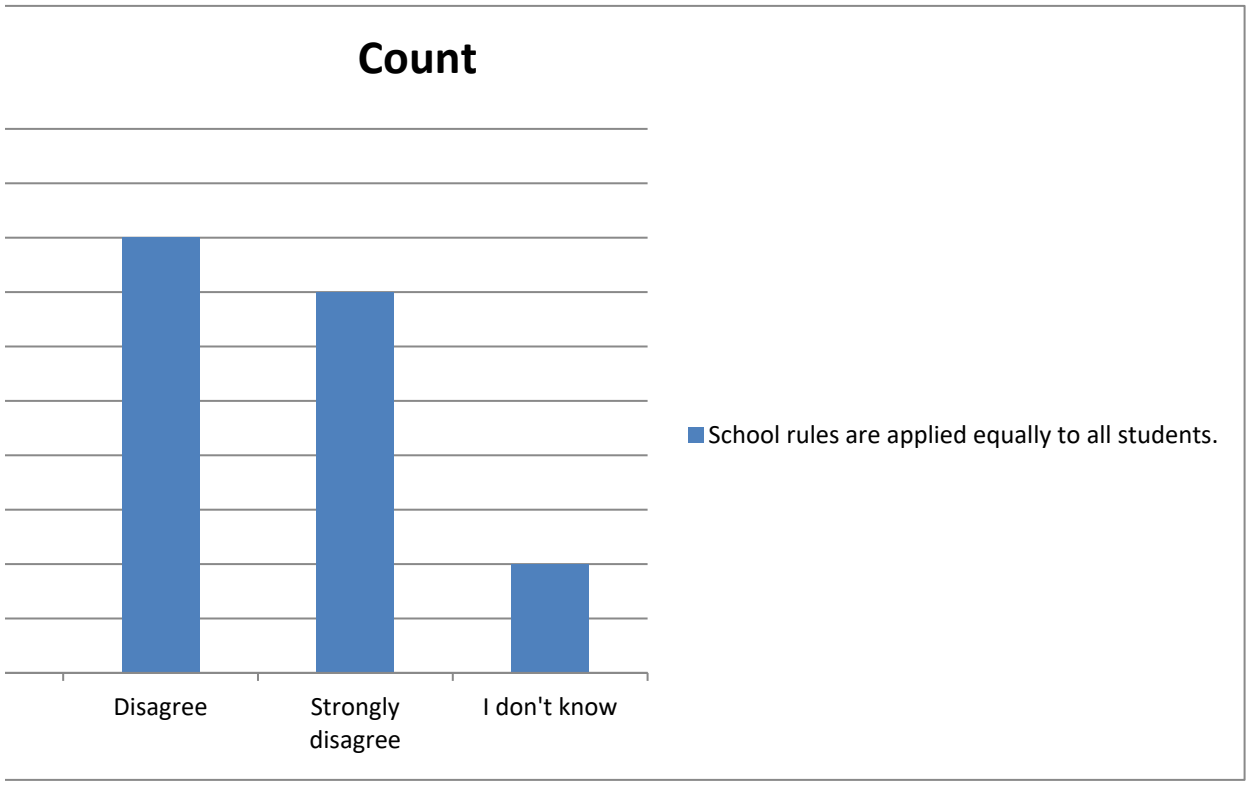

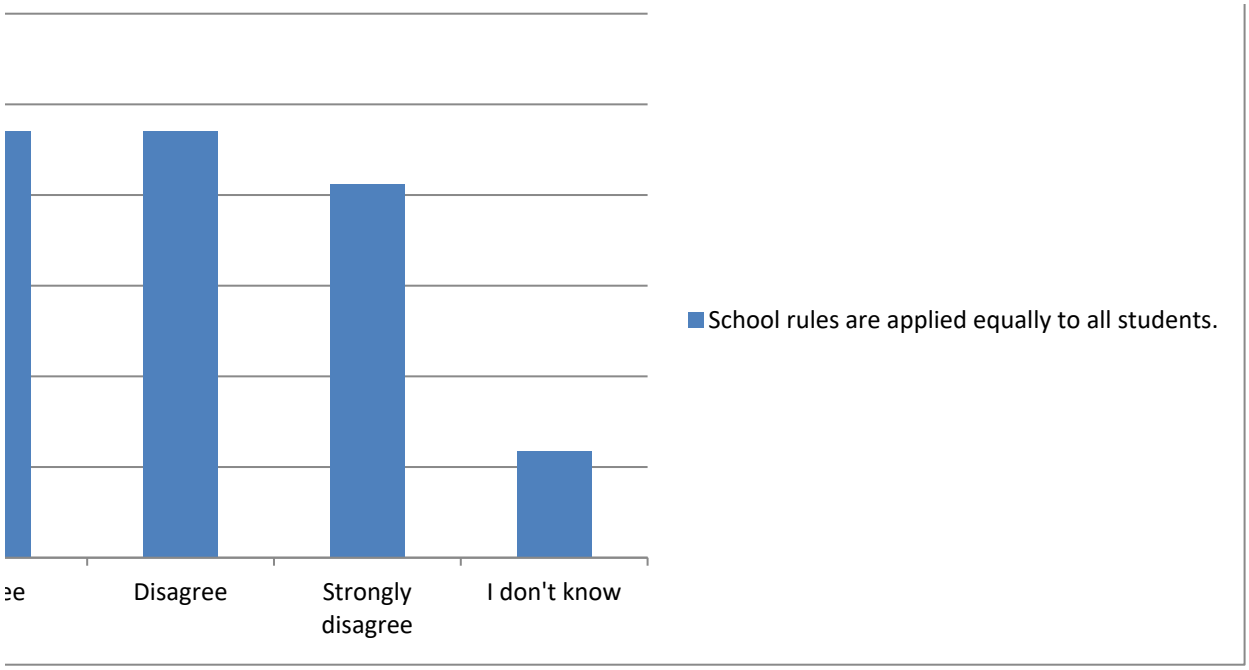
ee
Disagree
Strongly disagree
I don't know
School rules are applied equally to all students.

Summary of Students are recognized for positive behaviors at their school.

Categorical Summary

Sample Siz	Number of Distinct Categories
34 of 34	5

Students a	Count	Percent of	Confidence Interval (Percent of Data)
Strongly ag	10	29.4%	16.8% to 46.2%
Agree	11	32.4%	19.1% to 49.2%
Disagree	6	17.6%	8.3% to 33.5%
Strongly di	2	5.9%	1.6% to 19.1%
I don't kno	5	14.7%	6.4% to 30.1%

Select a chart and choose "Clustered Column", "100% Stacked Column", or "Pie" chart in Powerpoint or
To create a correct "100% Stacked Column" chart, choose the chart then click "Switch Row/Column" (P

Count

	Students a
Strongly ag	10
Agree	11
Disagree	6
Strongly di	2
I don't kno	5

Percent

	Students are recognized for positive behaviors at their sc
Strongly ag	29.4%
Agree	32.4%
Disagree	17.6%
Strongly di	5.9%
I don't kno	14.7%

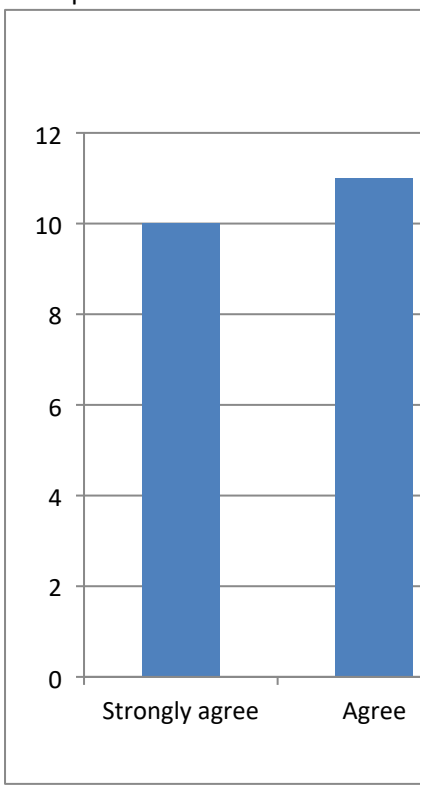

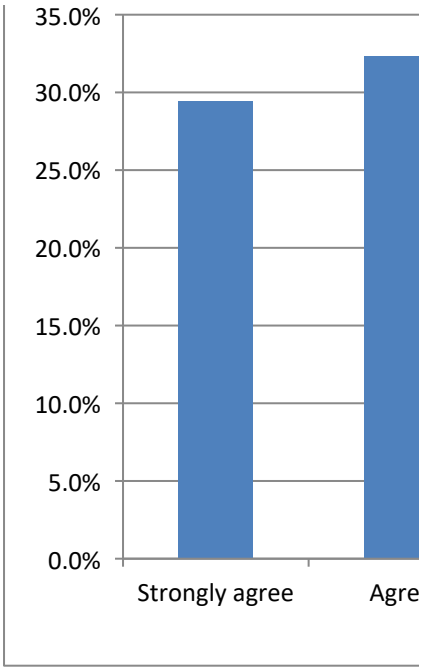
35.0%
30.0%
25.0%
20.0%
15.0%
10.0%
5.0%
0.0%
Strongly agree
Agre

· Excel, to change the chart type.
C) or "Switch Plot" (Mac) in the chart tools

hool.

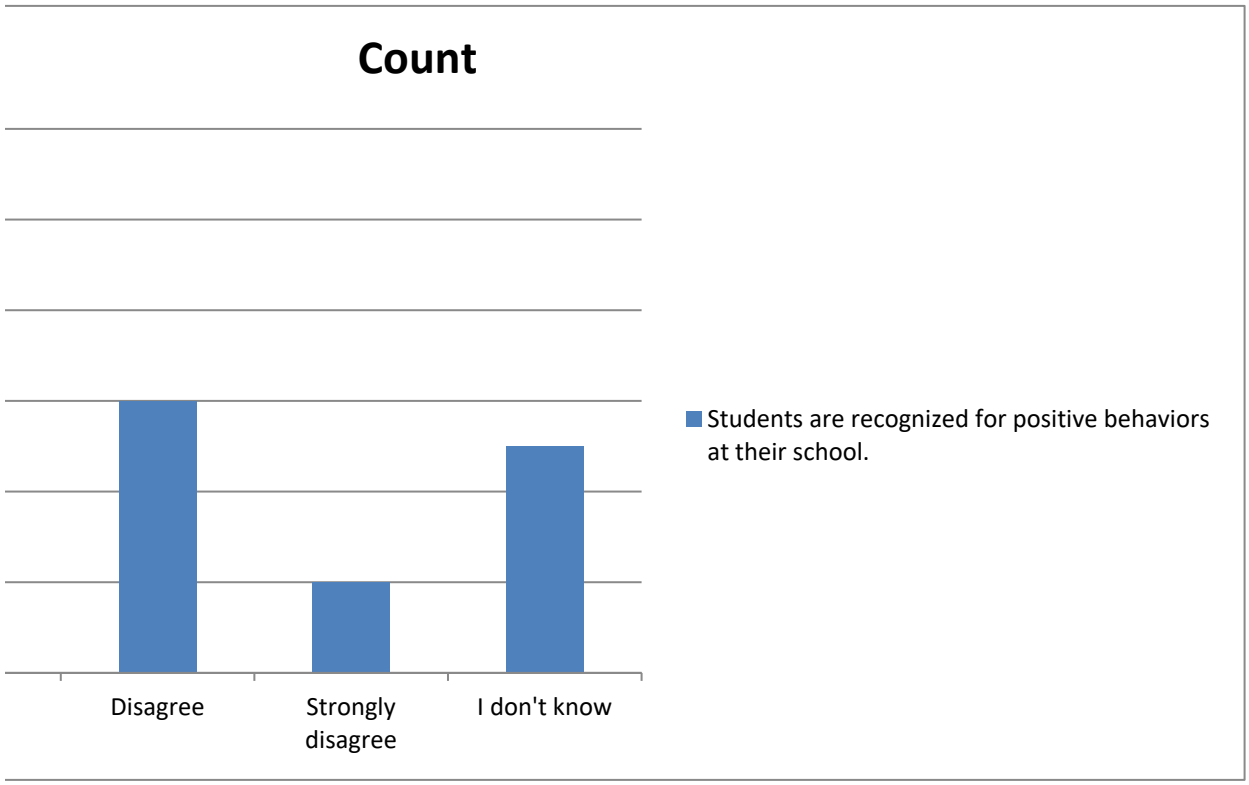

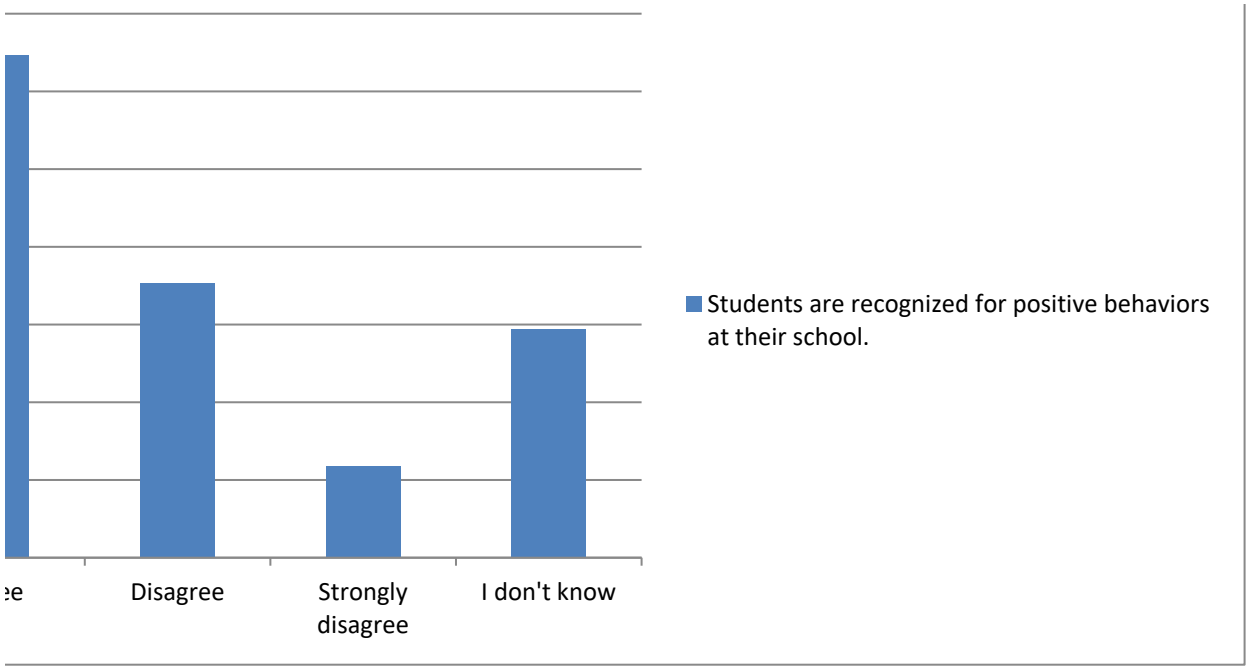
ee
Disagree
Strongly disagree
I don't know
Students are recognized for positive behaviors at their school.

Summary of My student learns about healthy relationships and communication at school.

Categorical Summary

Sample Siz	Number of Distinct Categories
34 of 34	3

My student	Count	Percent of	Confidence Interval (Percent of Data)
Strongly ag	9	26.5%	14.6% to 43.1%
Agree	15	44.1%	28.9% to 60.5%
Disagree	10	29.4%	16.8% to 46.2%

Select a chart and choose "Clustered Column", "100% Stacked Column", or "Pie" chart in Powerpoint or
To create a correct "100% Stacked Column" chart, choose the chart then click "Switch Row/Column" (P(

Count

	My student
Strongly ag	9
Agree	15
Disagree	10

Percent

	My student learns about healthy relationships and comm
Strongly ag	26.5%
Agree	44.1%
Disagree	29.4%

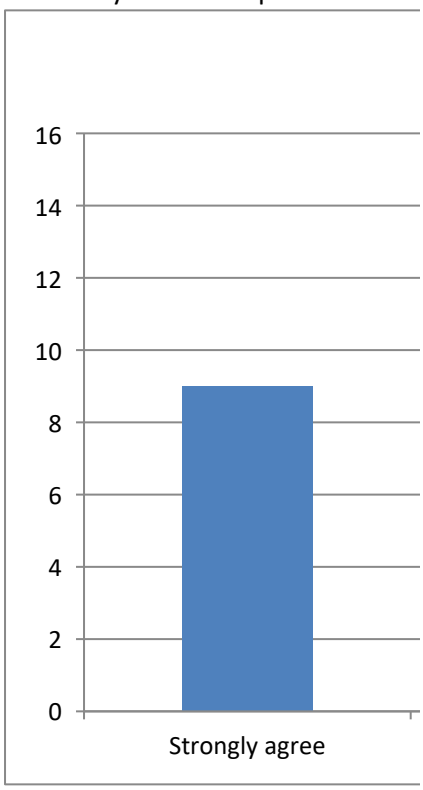

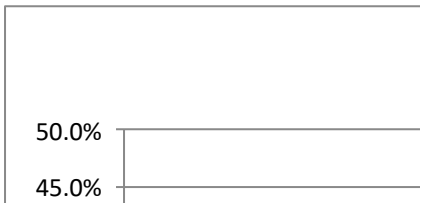

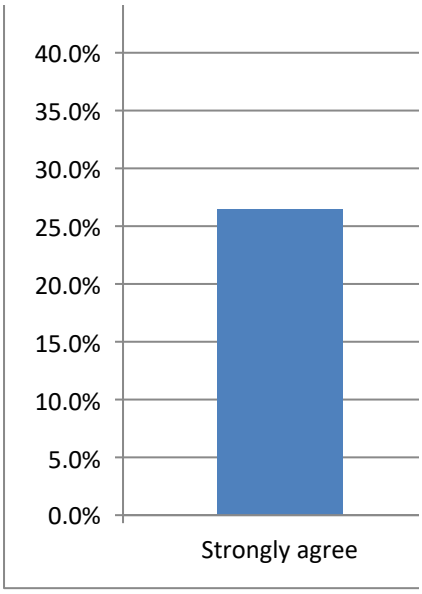
40.0%
35.0%
30.0%
25.0%
20.0%
15.0%
10.0%
5.0%
0.0%
Strongly agree

· Excel, to change the chart type.
C) or "Switch Plot" (Mac) in the chart tools

unication at school.

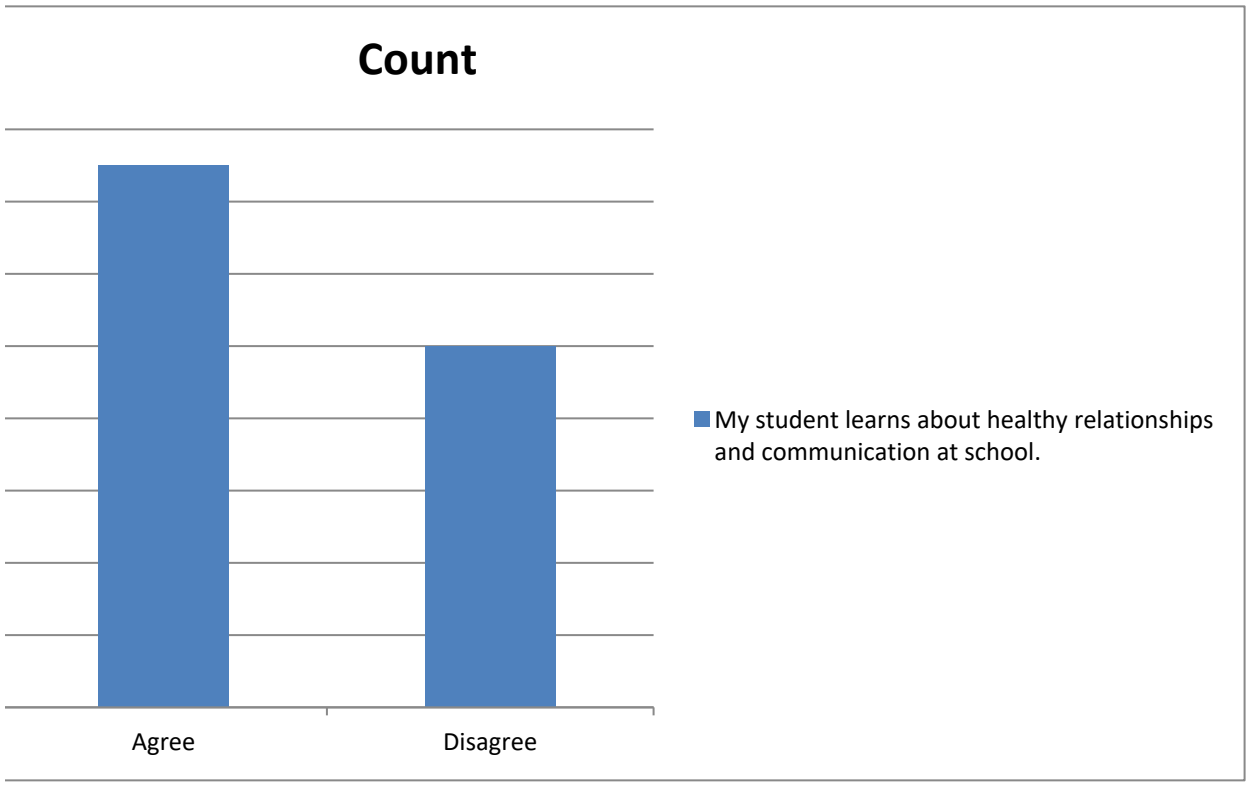



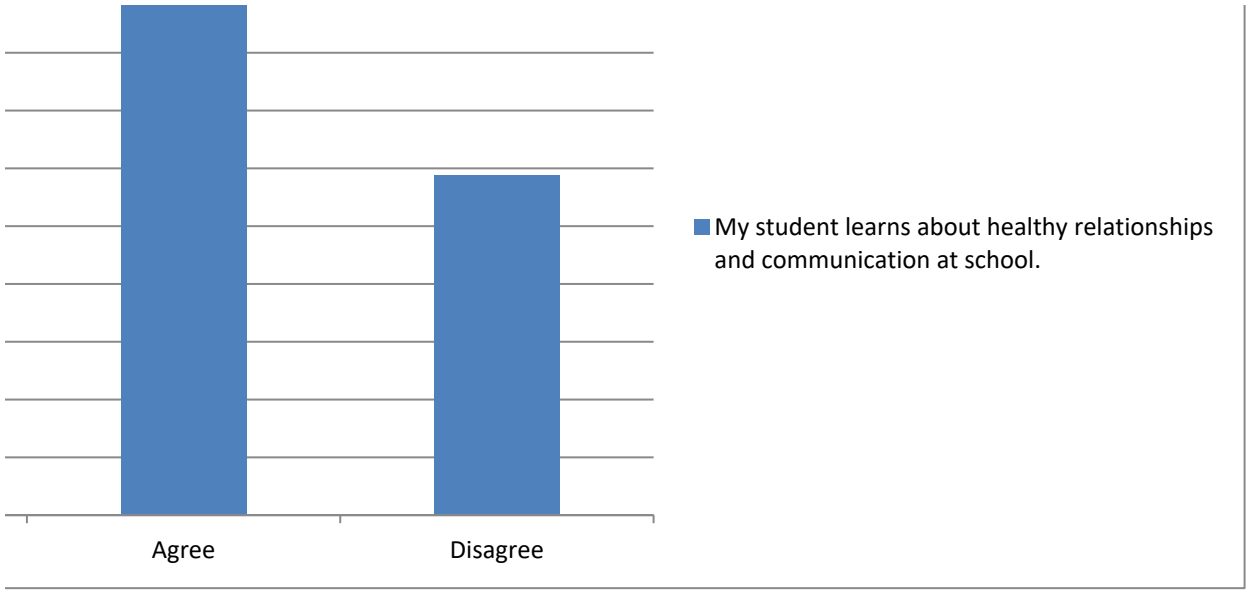
Agree
Disagree
My student learns about healthy relationships and communication at school.

Summary of At this school, my student feels like they belong.

Categorical Summary

Sample Siz	Number of Distinct Categories
34 of 34	4

At this schc	Count	Percent of	Confidence Interval (Percent of Data)
Strongly ag	8	23.5%	12.4% to 40.0%
Agree	16	47.1%	31.5% to 63.3%
Disagree	9	26.5%	14.6% to 43.1%
Strongly di	1	2.9%	0.5% to 14.9%

Select a chart and choose "Clustered Column", "100% Stacked Column", or "Pie" chart in Powerpoint or
To create a correct "100% Stacked Column" chart, choose the chart then click "Switch Row/Column" (PC

Count

	At this schc
Strongly ag	8
Agree	16
Disagree	9
Strongly di	1

Percent

	At this school, my student feels like they belong.
Strongly ag	23.5%
Agree	47.1%
Disagree	26.5%
Strongly di	2.9%

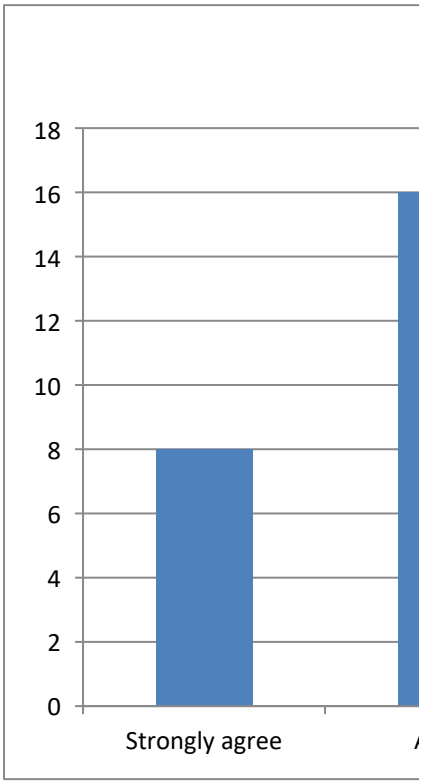

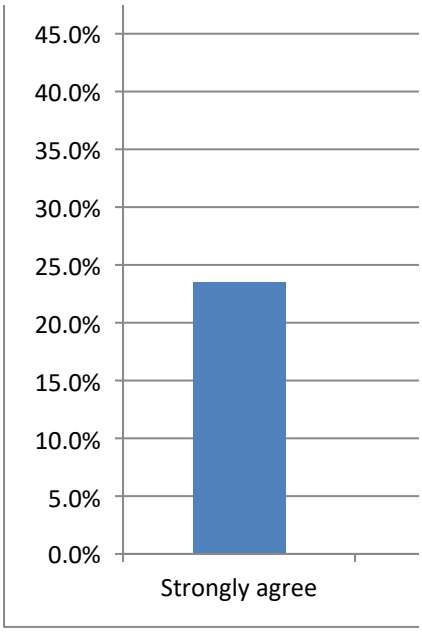
45.0%
40.0%
35.0%
30.0%
25.0%
20.0%
15.0%
10.0%
5.0%
0.0%
Strongly agree

· Excel, to change the chart type.
C) or "Switch Plot" (Mac) in the chart tools

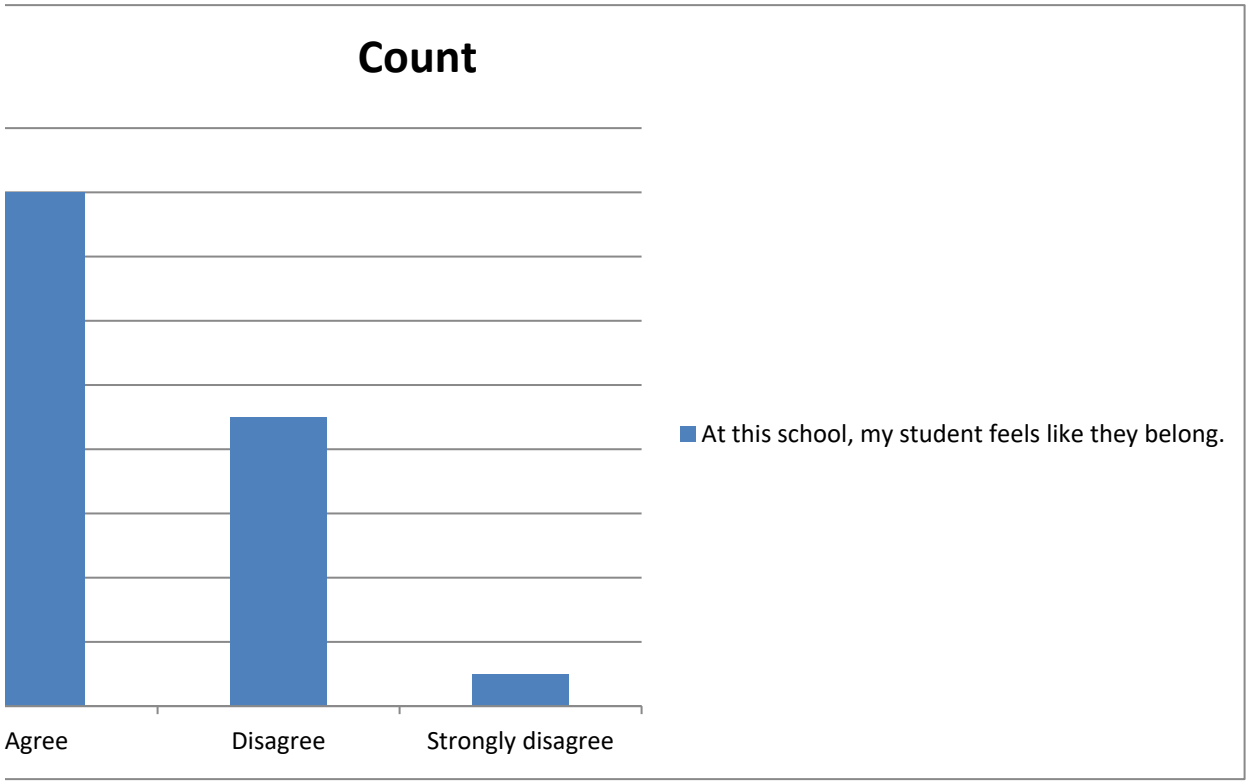

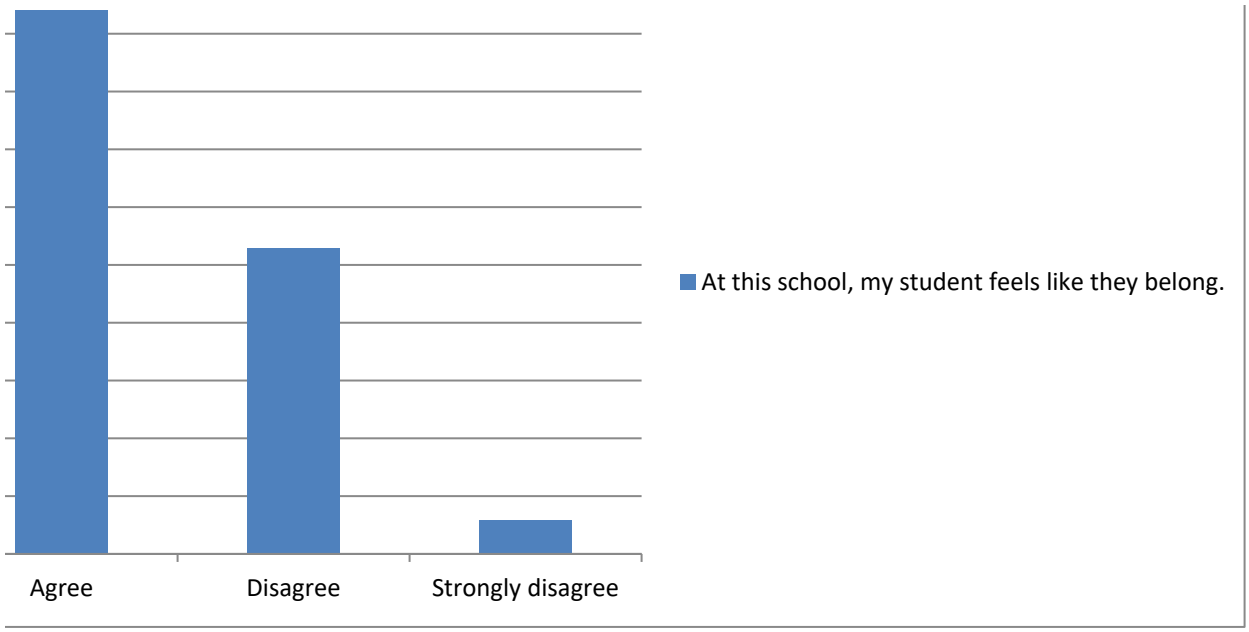
Agree
Disagree
Strongly disagree
At this school, my student feels like they belong.

Summary of My student is safe at this school.

Categorical Summary

Sample Siz	Number of Distinct Categories
33 of 33	4

My student	Count	Percent of	Confidence Interval (Percent of Data)
Strongly ag	12	36.4%	22.2% to 53.4%
Agree	16	48.5%	32.5% to 64.8%
Disagree	4	12.1%	4.8% to 27.3%
Strongly di	1	3.0%	0.5% to 15.3%

Select a chart and choose "Clustered Column", "100% Stacked Column", or "Pie" chart in Powerpoint or
To create a correct "100% Stacked Column" chart, choose the chart then click "Switch Row/Column" (PC

Count

	My student
Strongly ag	12
Agree	16
Disagree	4
Strongly di	1

Percent

	My student is safe at this school.
Strongly ag	36.4%
Agree	48.5%
Disagree	12.1%
Strongly di	3.0%

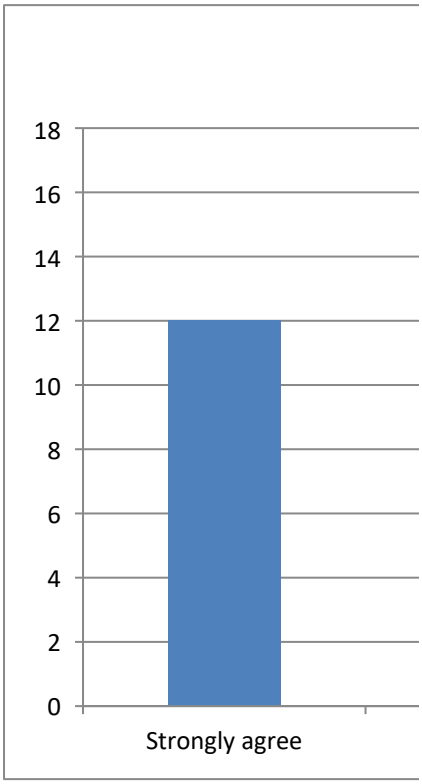

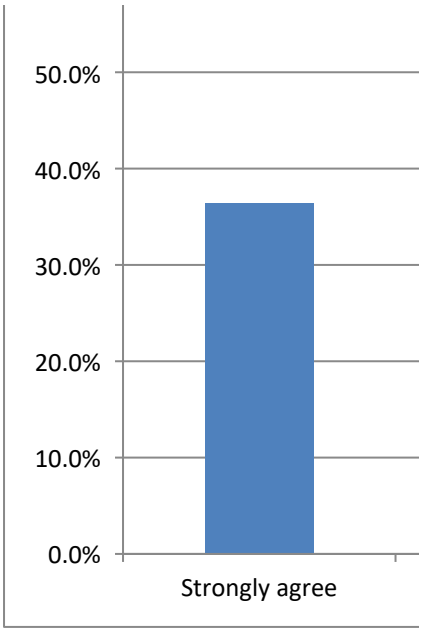
50.0%
40.0%
30.0%
20.0%
10.0%
0.0%
Strongly agree

· Excel, to change the chart type.
C) or "Switch Plot" (Mac) in the chart tools

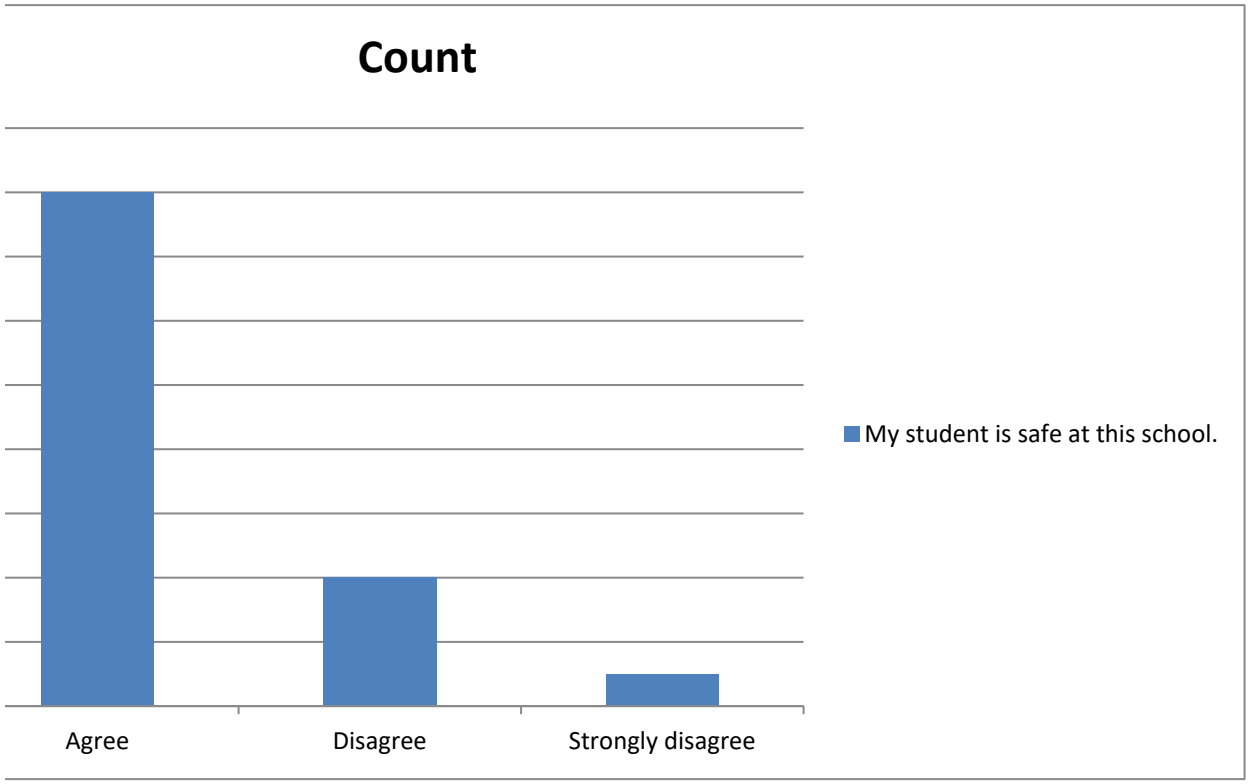

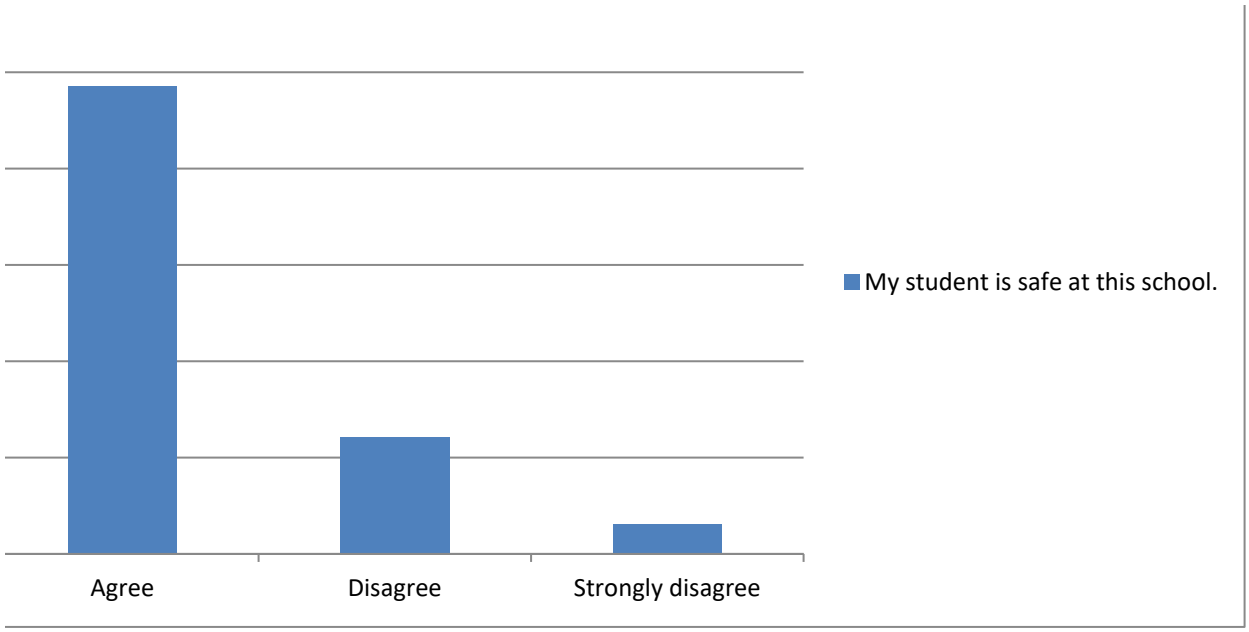
Agree
Disagree
Strongly disagree
My student is safe at this school.

Summary of My student feels safe going to and from school.

Categorical Summary

Sample Siz	Number of Distinct Categories
34 of 34	3

My student	Count	Percent of	Confidence Interval (Percent of Data)
Strongly ag	13	38.2%	23.9% to 55.0%
Agree	18	52.9%	36.7% to 68.5%
Disagree	3	8.8%	3.0% to 23.0%

Select a chart and choose "Clustered Column", "100% Stacked Column", or "Pie" chart in Powerpoint or
To create a correct "100% Stacked Column" chart, choose the chart then click "Switch Row/Column" (P(

Count

	My student
Strongly ag	13
Agree	18
Disagree	3

Percent

	My student feels safe going to and from school.
Strongly ag	38.2%
Agree	52.9%
Disagree	8.8%

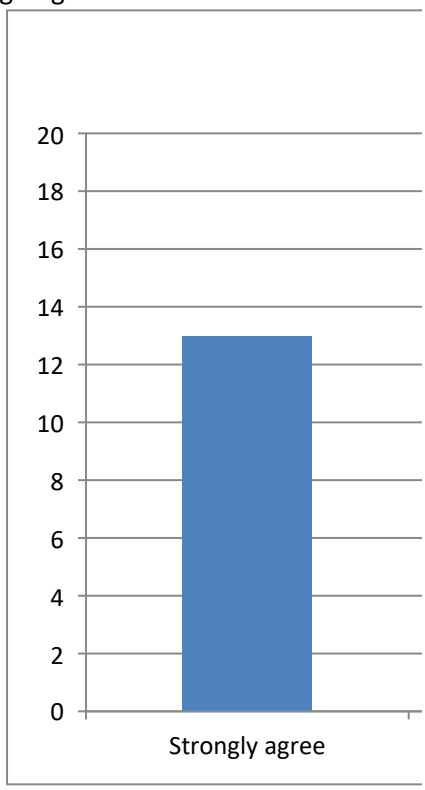

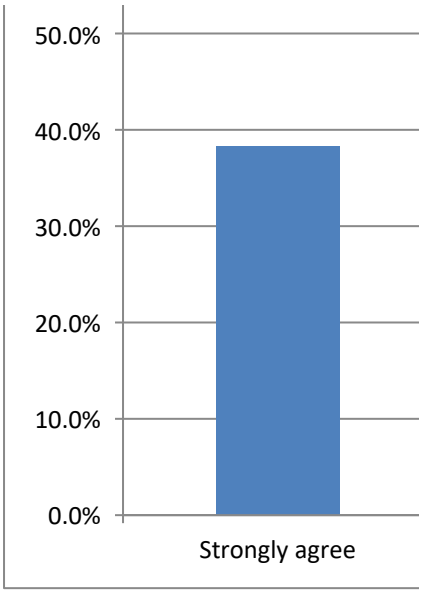
50.0%
40.0%
30.0%
20.0%
10.0%
0.0%
Strongly agree

· Excel, to change the chart type.
C) or "Switch Plot" (Mac) in the chart tools

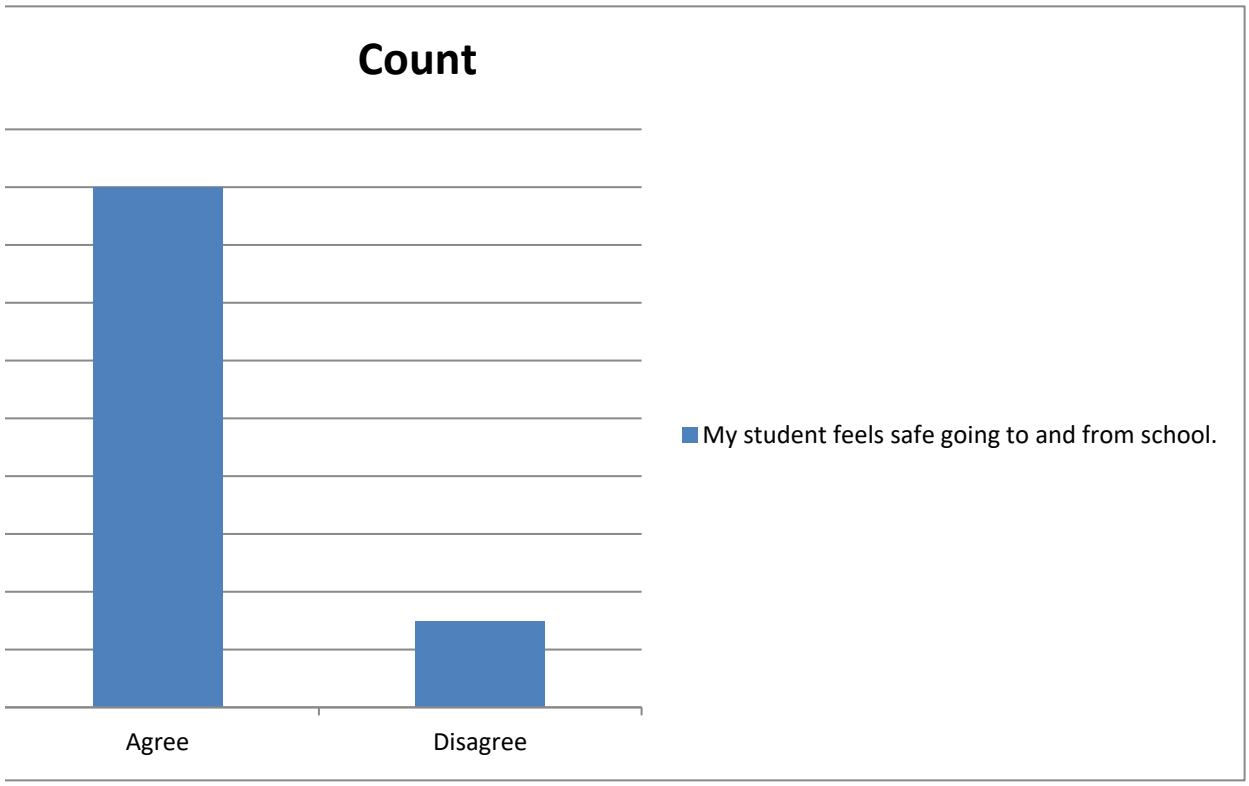

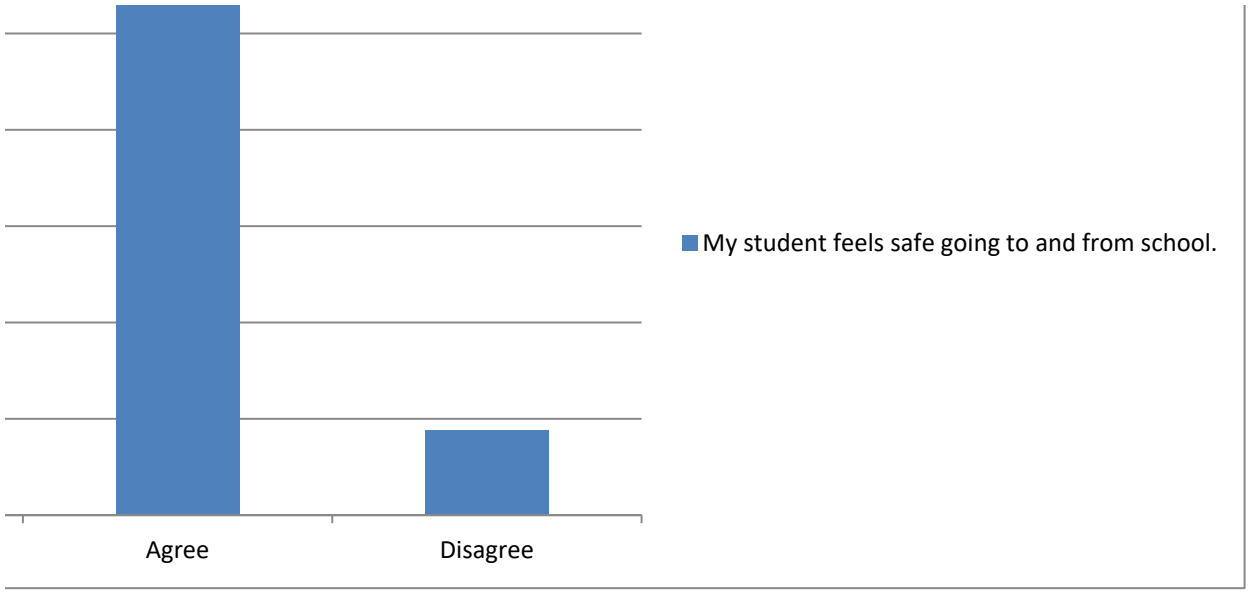
My student feels safe going to and from school.
Agree
Disagree

Summary of Adults at my student's school do their best to resolve bullying.

Categorical Summary

Sample Siz	Number of Distinct Categories
30 of 30	4

Adults at m	Count	Percent of	Confidence Interval (Percent of Data)
Strongly ag	6	20.0%	9.5% to 37.3%
Agree	13	43.3%	27.4% to 60.8%
Disagree	6	20.0%	9.5% to 37.3%
Strongly di	5	16.7%	7.3% to 33.6%

Select a chart and choose "Clustered Column", "100% Stacked Column", or "Pie" chart in Powerpoint or
To create a correct "100% Stacked Column" chart, choose the chart then click "Switch Row/Column" (PC

Count

	Adults at m
Strongly ag	6
Agree	13
Disagree	6
Strongly di	5

Percent

	Adults at my student's school do their best to resolve bull
Strongly ag	20.0%
Agree	43.3%
Disagree	20.0%
Strongly di	16.7%

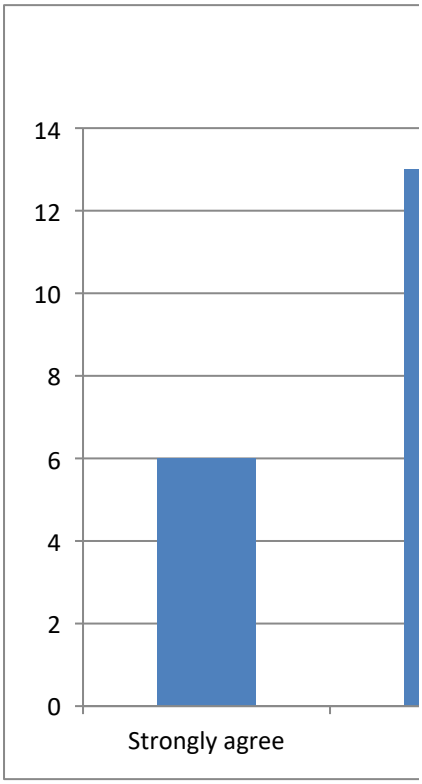

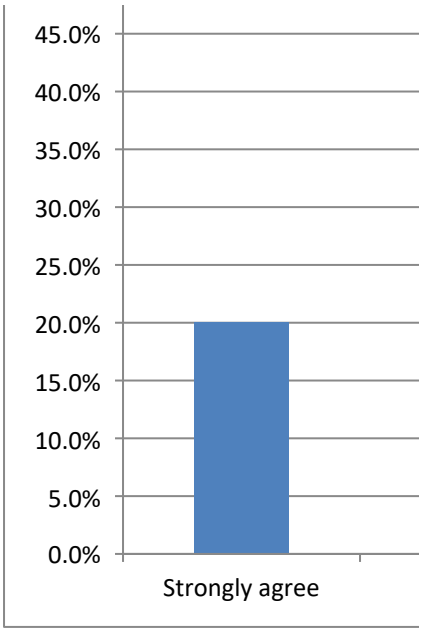
45.0%
40.0%
35.0%
30.0%
25.0%
20.0%
15.0%
10.0%
5.0%
0.0%
Strongly agree

· Excel, to change the chart type.
C) or "Switch Plot" (Mac) in the chart tools

lying.

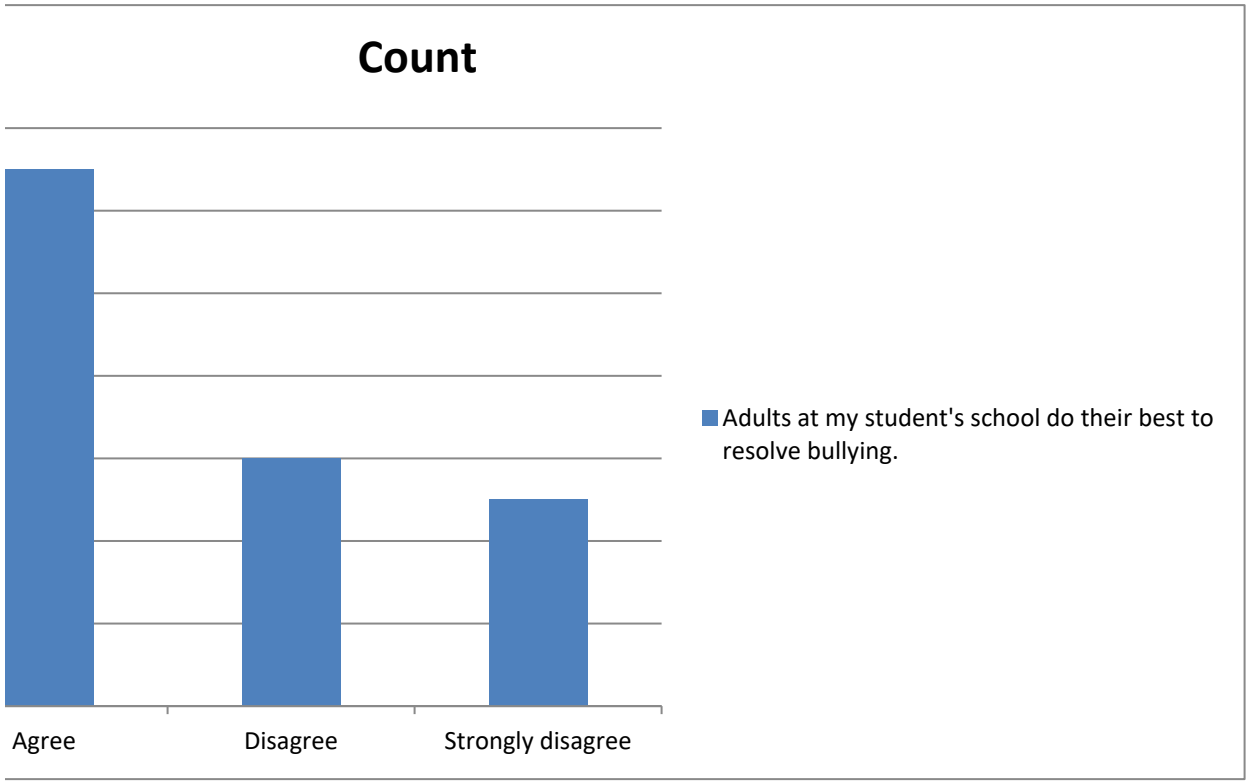

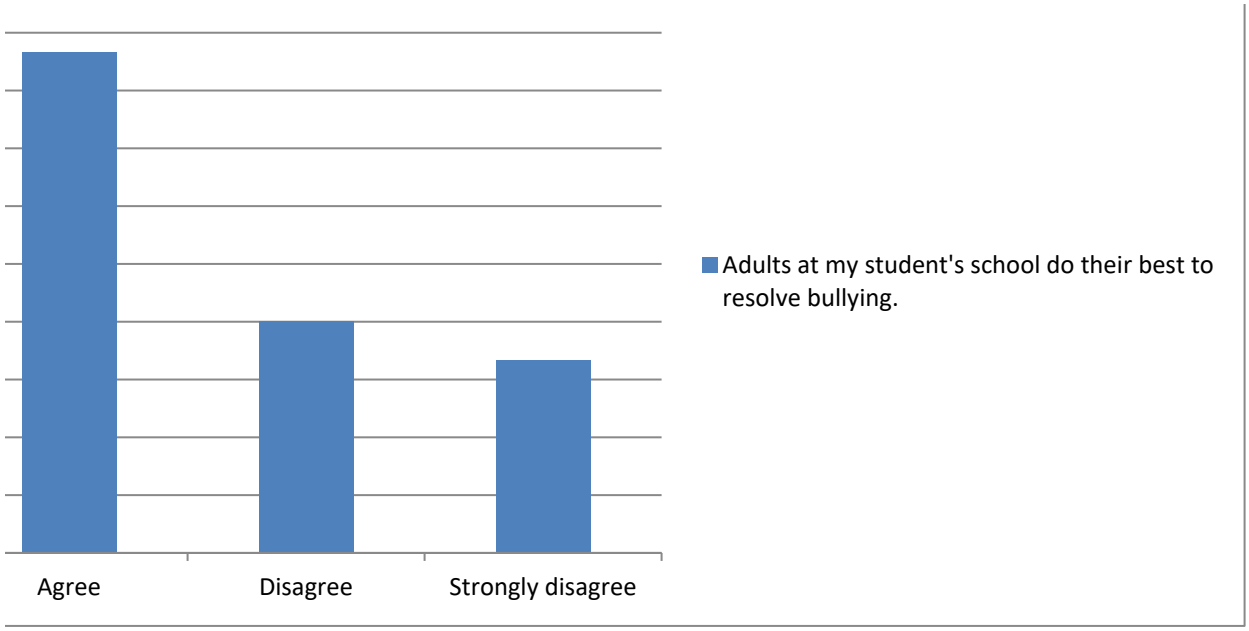
Agree
Disagree
Strongly disagree
Adults at my student's school do their best to resolve bullying.

Summary of My student's school has an anti-bullying policy.

Categorical Summary

Sample Siz	Number of Distinct Categories
25 of 25	2

My student	Count	Percent of	Confidence Interval (Percent of Data)
Yes	23	92.0%	75.0% to 97.8%
No	2	8.0%	2.2% to 25.0%

Select a chart and choose "Clustered Column", "100% Stacked Column", or "Pie" chart in Powerpoint or
To create a correct "100% Stacked Column" chart, choose the chart then click "Switch Row/Column" (P(

Count

	My student
Yes	23
No	2

Percent

	My student's school has an anti-bullying policy.
Yes	92.0%
No	8.0%

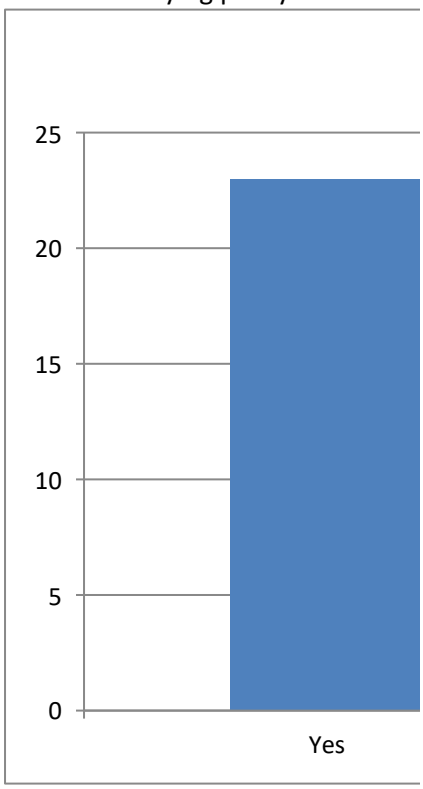

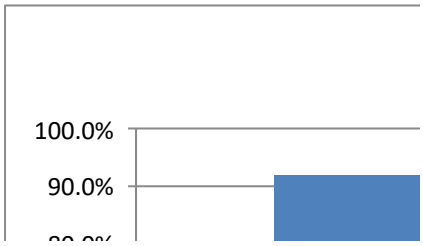

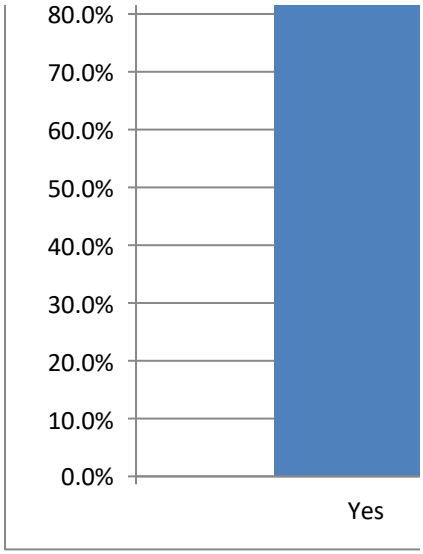
80.0%
70.0%
60.0%
50.0%
40.0%
30.0%
20.0%
10.0%
0.0%
Yes

· Excel, to change the chart type.
C) or "Switch Plot" (Mac) in the chart tools

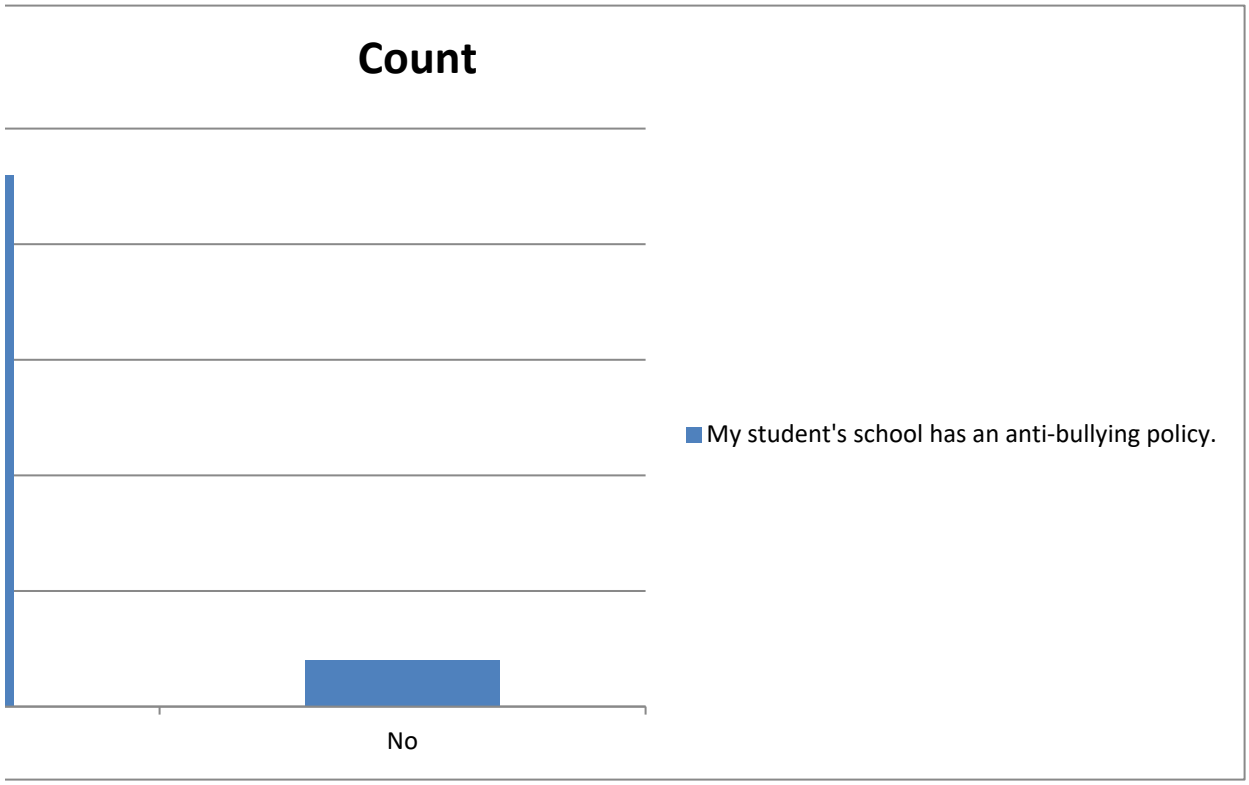

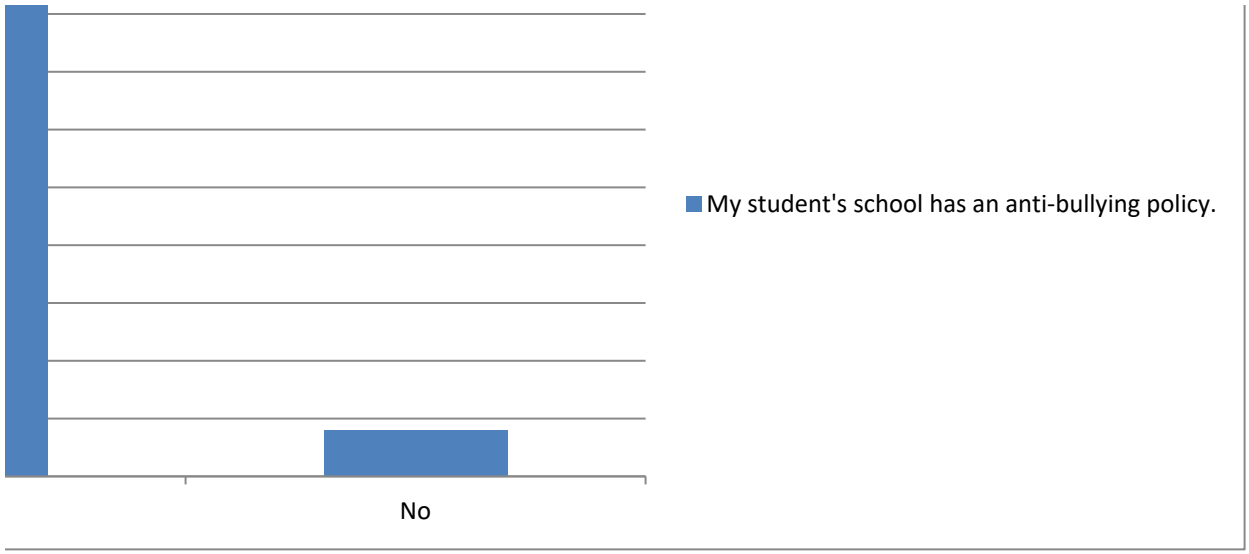
No
My student's school has an anti-bullying policy.

Summary of I understand the difference between bullying and natural conflict.

Categorical Summary

Sample Siz	Average	Median	Number of Distinct Categories
34 of 34	2	2	1

Recode	I understar	Count	Percent of	Confidence Interval (Percent of Data)
2	Yes	34	100.0%	89.8% to 100.0%

Select a chart and choose "Clustered Column", "100% Stacked Column", or "Pie" chart in Powerpoint or
To create a correct "100% Stacked Column" chart, choose the chart then click "Switch Row/Column" (PC

Recode	Count	I understan	Percent	I understand the difference betwe
2	Yes	34	Yes	100.0%

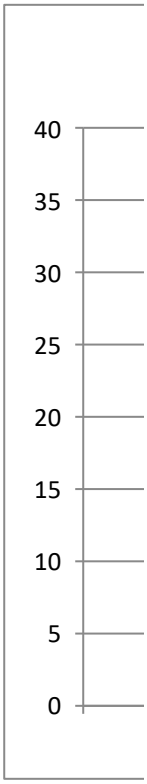

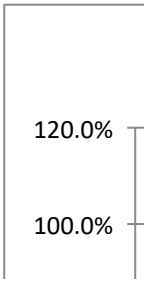

80.0%
60.0%
40.0%
20.0%
0.0%

· Excel, to change the chart type.
C) or "Switch Plot" (Mac) in the chart tools

en bullying and natural conflict.

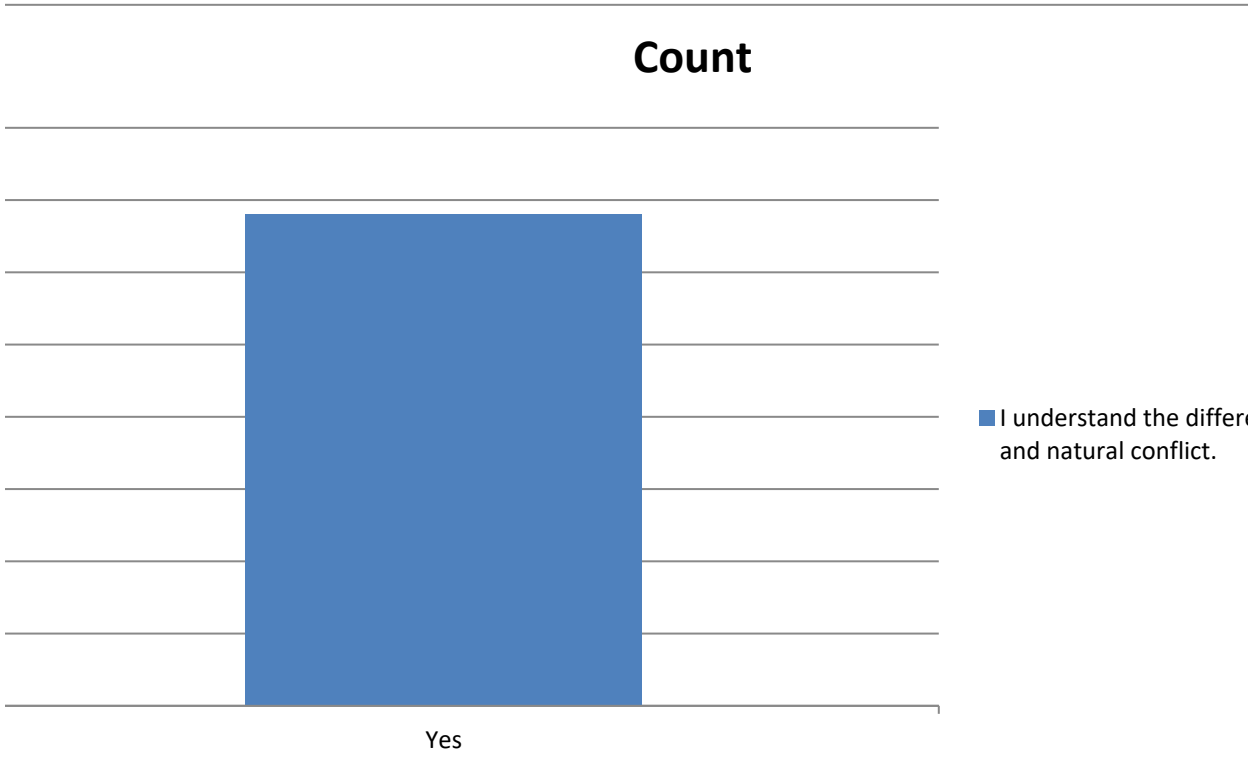

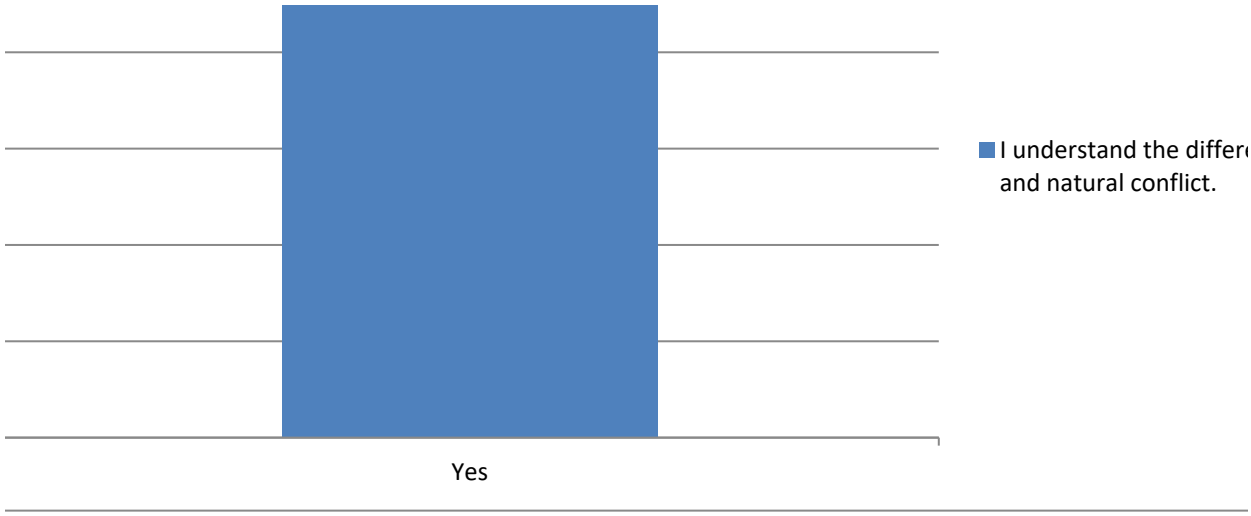
Yes
I understand the differ
and natural conflict.

ence between bullying

ence between bullying

Summary of LEA_NAME

Categorical Summary

Sample Size	Number of Distinct Categories
106 of 106	1

LEA_NAME	Count	Percent of	Confidence Interval (Percent of Data)
Garfield Dis	106	100.0%	96.5% to 100.0%

Select a chart and choose "Clustered Column", "100% Stacked Column", or "Pie" chart in Powerpoint or
To create a correct "100% Stacked Column" chart, choose the chart then click "Switch Row/Column" (PC

Count

	LEA_NAME
Garfield Dis	106

Percent

	LEA_NAME
Garfield Dis	100.0%






80.0%
60.0%
40.0%
20.0%
0.0%

· Excel, to change the chart type.
C) or "Switch Plot" (Mac) in the chart tools

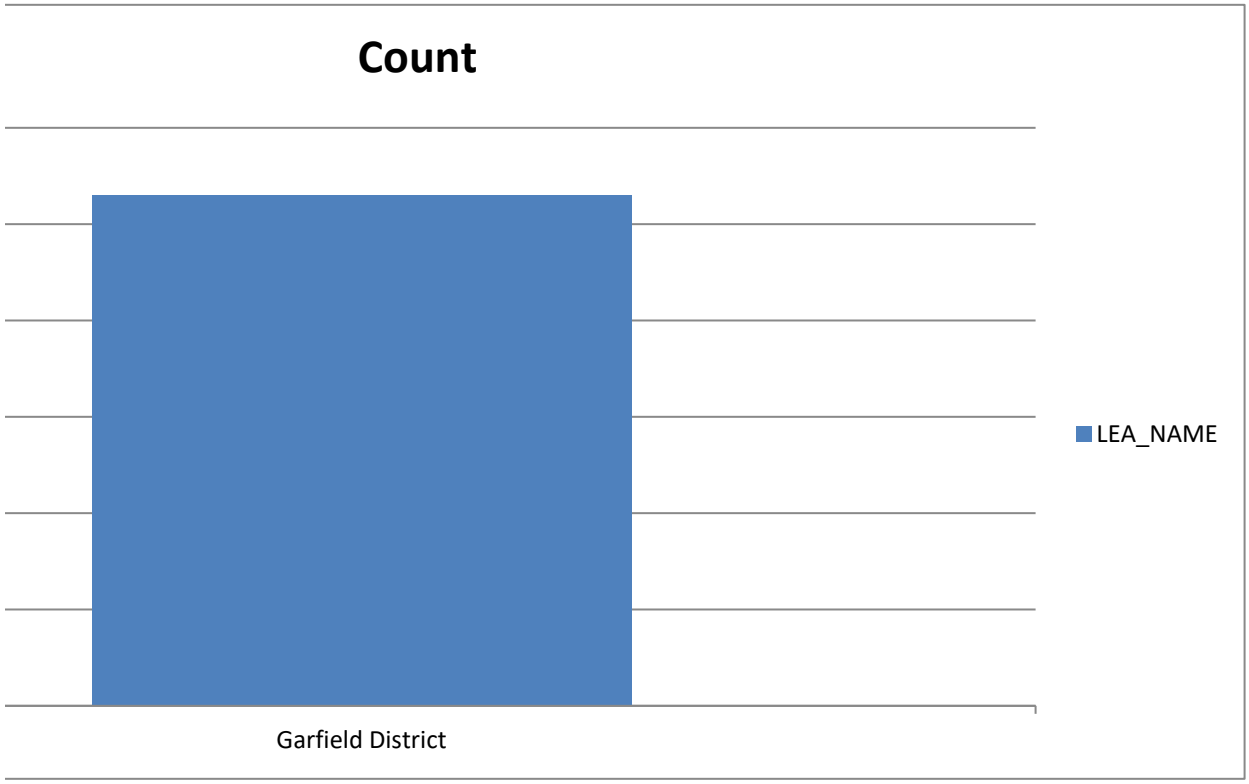

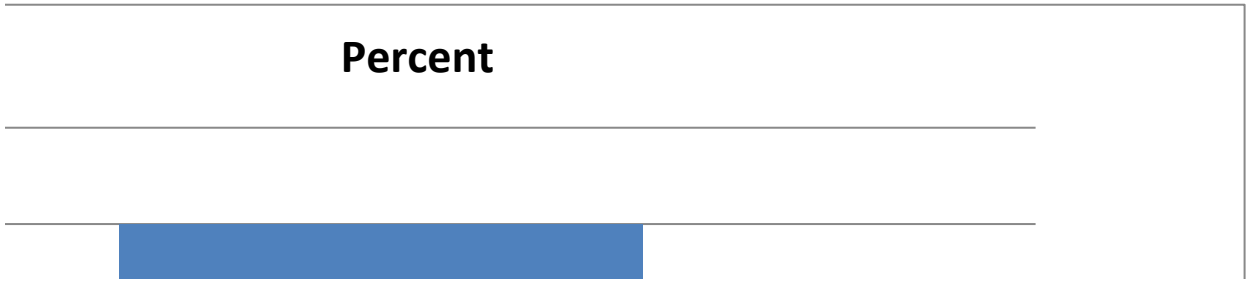

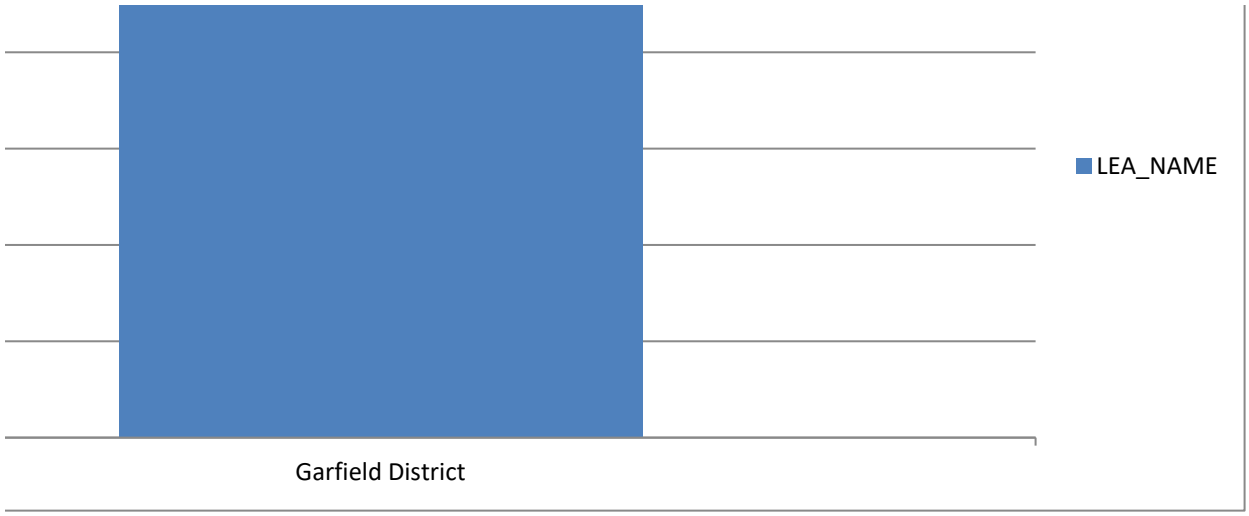
LEA_NAME
Garfield District

Summary of Session_Link

Categorical Summary

Sample Siz	Number of Distinct Categories
106 of 106	1

Session_Lir	Count	Percent of	Confidence Interval (Percent of Data)
usbe.az1.qu	106	100.0%	96.5% to 100.0%

Select a chart and choose "Clustered Column", "100% Stacked Column", or "Pie" chart in Powerpoint or
To create a correct "100% Stacked Column" chart, choose the chart then click "Switch Row/Column" (PC

Count

	Session_Lir
usbe.az1.qu	106

Percent

	Session_Link
usbe.az1.qu	100.0%






80.0%
60.0%
40.0%
20.0%
0.0%
us

· Excel, to change the chart type.
C) or "Switch Plot" (Mac) in the chart tools

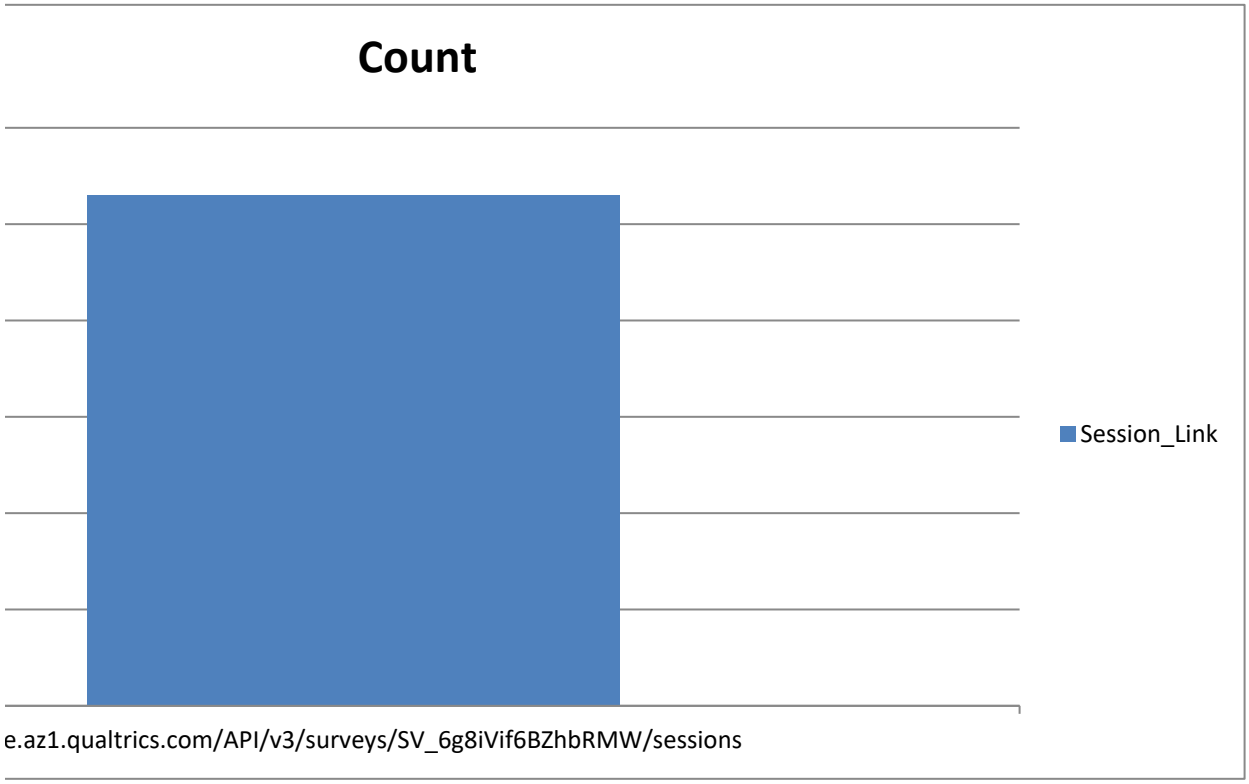

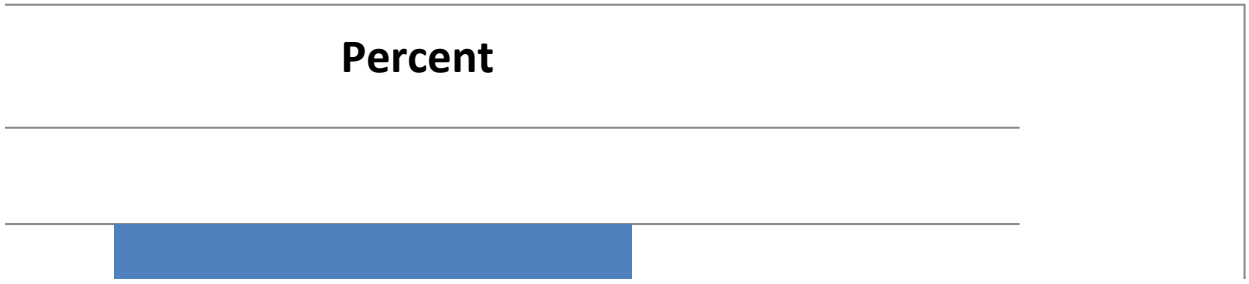

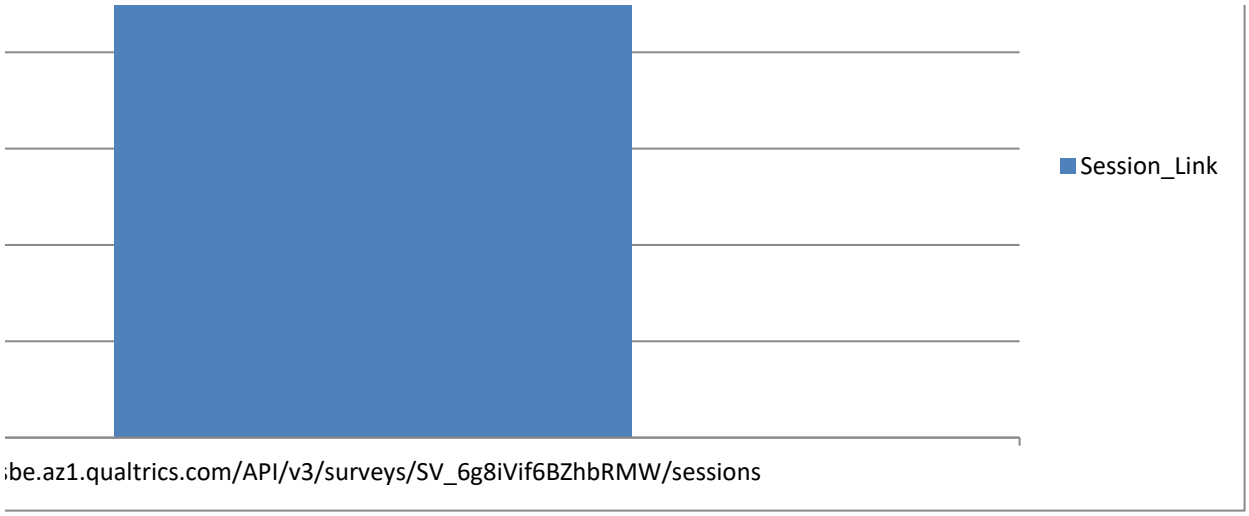
Session_Link
be.az1.qualtrics.com/API/v3/surveys/SV_6g8iVif6BZhbRMW/sessions

Summary of XAPITOKEN

Categorical Summary

Sample Siz	Number of Distinct Categories
106 of 106	1

XAPITOKEN	Count	Percent of	Confidence Interval (Percent of Data)
uvXoeseaY	106	100.0%	96.5% to 100.0%

Select a chart and choose "Clustered Column", "100% Stacked Column", or "Pie" chart in Powerpoint or
To create a correct "100% Stacked Column" chart, choose the chart then click "Switch Row/Column" (PC

Count

	XAPITOKEN
uvXoeseaY	106

Percent

	XAPITOKEN
uvXoeseaY	100.0%






80.0%
60.0%
40.0%
20.0%
0.0%

· Excel, to change the chart type.
C) or "Switch Plot" (Mac) in the chart tools

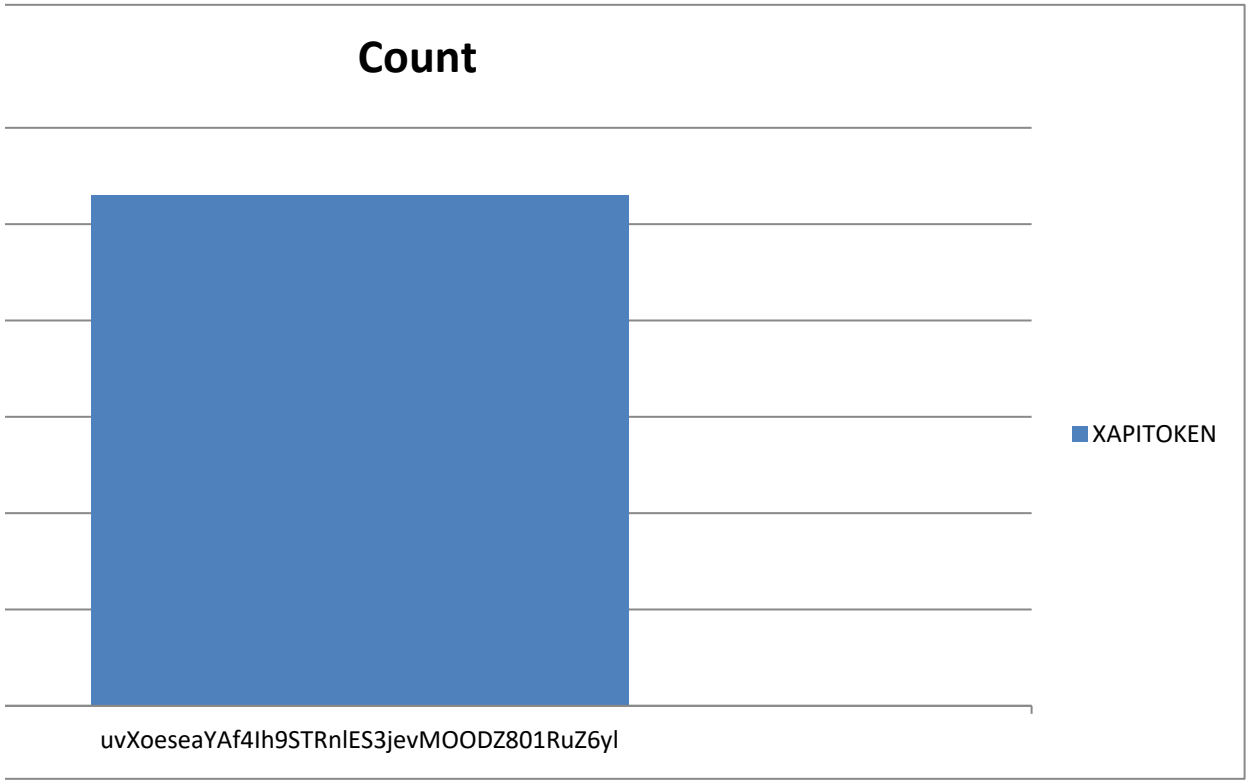

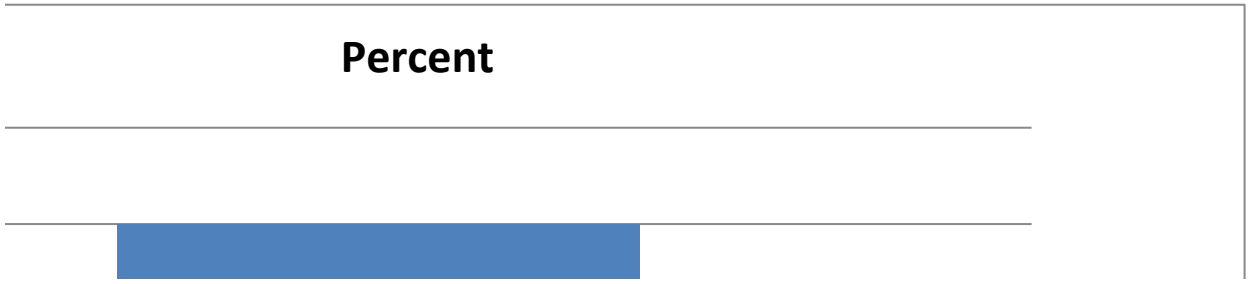

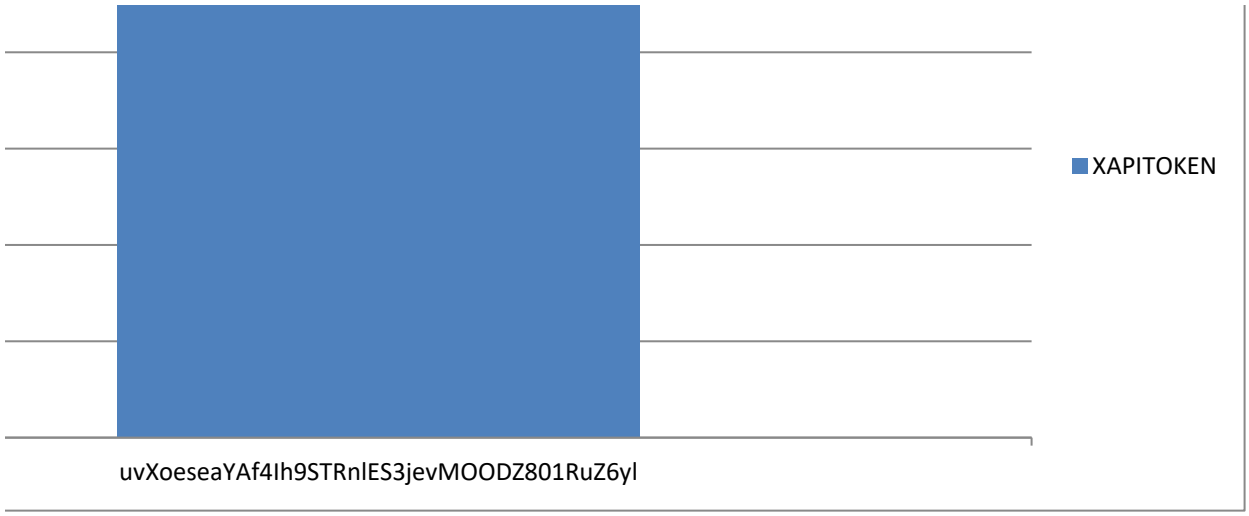
XAPITOKEN
uvXoeseaYAf4Ih9STRnlES3jevMOODZ801RuZ6yl

Summary of REQUEST_ID

Categorical Summary

Sample Size	Number of Distinct Categories
106 of 106	106

REQUEST_I	Count	Percent of	Confidence Interval (Percent of Data)
01fb3c6c-c	1	0.9%	0.2% to 5.2%
04575072-8	1	0.9%	0.2% to 5.2%
04b1014d-8	1	0.9%	0.2% to 5.2%
07cae74a-6	1	0.9%	0.2% to 5.2%
07f5d8de-0	1	0.9%	0.2% to 5.2%
099ec05d-f	1	0.9%	0.2% to 5.2%
0b4d18f5-5	1	0.9%	0.2% to 5.2%
0eb47c0f-b	1	0.9%	0.2% to 5.2%
11dc849c-2	1	0.9%	0.2% to 5.2%
1321e9d5-a	1	0.9%	0.2% to 5.2%
13d4f675-6	1	0.9%	0.2% to 5.2%
167e4f4b-f	1	0.9%	0.2% to 5.2%
17e11a7f-e	1	0.9%	0.2% to 5.2%
1971ce85-3	1	0.9%	0.2% to 5.2%
1a0c1a84-9	1	0.9%	0.2% to 5.2%
1a33c73b-0	1	0.9%	0.2% to 5.2%
1f7b1983-9	1	0.9%	0.2% to 5.2%
205cc46f-3	1	0.9%	0.2% to 5.2%
217beb02-2	1	0.9%	0.2% to 5.2%
23c7504e-b	1	0.9%	0.2% to 5.2%
26764215-a	1	0.9%	0.2% to 5.2%
27c7b653-1	1	0.9%	0.2% to 5.2%
2b08b24e-c	1	0.9%	0.2% to 5.2%
357ae499-c	1	0.9%	0.2% to 5.2%
3948b683-7	1	0.9%	0.2% to 5.2%
3a818957-c	1	0.9%	0.2% to 5.2%
3da74114-1	1	0.9%	0.2% to 5.2%
4370d962-c	1	0.9%	0.2% to 5.2%
4396dcaf-e	1	0.9%	0.2% to 5.2%
4455b7a4-c	1	0.9%	0.2% to 5.2%
44b26bb9-c	1	0.9%	0.2% to 5.2%
453f154c-d	1	0.9%	0.2% to 5.2%
45926a63-c	1	0.9%	0.2% to 5.2%
461905d7-9	1	0.9%	0.2% to 5.2%
467076ab-1	1	0.9%	0.2% to 5.2%
46d7c5d0-b	1	0.9%	0.2% to 5.2%
47ea825d-8	1	0.9%	0.2% to 5.2%
48d14257-b	1	0.9%	0.2% to 5.2%

493387c5-f	1	0.9%	0.2% to 5.2%
4a9fddff-78	1	0.9%	0.2% to 5.2%
51b87829-7	1	0.9%	0.2% to 5.2%
5270fded-9	1	0.9%	0.2% to 5.2%
542135d8-c	1	0.9%	0.2% to 5.2%
54ad64bb-c	1	0.9%	0.2% to 5.2%
58f56e73-9	1	0.9%	0.2% to 5.2%
60c2ea12-b	1	0.9%	0.2% to 5.2%
628377ee-3	1	0.9%	0.2% to 5.2%
6b01ff34-8	1	0.9%	0.2% to 5.2%
7394f3e9-6	1	0.9%	0.2% to 5.2%
73dac30f-9	1	0.9%	0.2% to 5.2%
7610613a-b	1	0.9%	0.2% to 5.2%
7643f88f-a	1	0.9%	0.2% to 5.2%
788603bc-0	1	0.9%	0.2% to 5.2%
7912d893-c	1	0.9%	0.2% to 5.2%
79f3697d-8	1	0.9%	0.2% to 5.2%
7a627419-8	1	0.9%	0.2% to 5.2%
8aaa5414-2	1	0.9%	0.2% to 5.2%
8d44c778-6	1	0.9%	0.2% to 5.2%
91a336cc-f	1	0.9%	0.2% to 5.2%
951d0d04-3	1	0.9%	0.2% to 5.2%
969e6100-0	1	0.9%	0.2% to 5.2%
a11c7260-8	1	0.9%	0.2% to 5.2%
a2ffdc2e-17	1	0.9%	0.2% to 5.2%
a5b11dc6-c	1	0.9%	0.2% to 5.2%
a6d02939-7	1	0.9%	0.2% to 5.2%
ac0dd167-4	1	0.9%	0.2% to 5.2%
ad2c6a5a-a	1	0.9%	0.2% to 5.2%
aedf0cac-a	1	0.9%	0.2% to 5.2%
b0bc26e7-c	1	0.9%	0.2% to 5.2%
b9606dfc-e	1	0.9%	0.2% to 5.2%
b978fb8d-8	1	0.9%	0.2% to 5.2%
bde3b184-3	1	0.9%	0.2% to 5.2%
bee2c978-6	1	0.9%	0.2% to 5.2%
bf1057ef-5	1	0.9%	0.2% to 5.2%
c143be2a-e	1	0.9%	0.2% to 5.2%
c3bfd9c0-b	1	0.9%	0.2% to 5.2%
c67ba435-a	1	0.9%	0.2% to 5.2%
c88720ea-6	1	0.9%	0.2% to 5.2%
c9a7f574-a	1	0.9%	0.2% to 5.2%
caa7677a-7	1	0.9%	0.2% to 5.2%
cc94b5e5-6	1	0.9%	0.2% to 5.2%
cd2243b4-9	1	0.9%	0.2% to 5.2%
cf503ab1-3	1	0.9%	0.2% to 5.2%
d07bc305-b	1	0.9%	0.2% to 5.2%
d0c71506-e	1	0.9%	0.2% to 5.2%

d4b5cbb1-a	1	0.9%	0.2% to 5.2%
d809ec3a-6	1	0.9%	0.2% to 5.2%
d8237dd7-a	1	0.9%	0.2% to 5.2%
db7c32e2-c	1	0.9%	0.2% to 5.2%
dbdde403-	1	0.9%	0.2% to 5.2%
e138bfa2-1	1	0.9%	0.2% to 5.2%
e74e550c-4	1	0.9%	0.2% to 5.2%
e774e6ba-l	1	0.9%	0.2% to 5.2%
e88bf976-c	1	0.9%	0.2% to 5.2%
ebca3c5d-6	1	0.9%	0.2% to 5.2%
eebe4789-7	1	0.9%	0.2% to 5.2%
f21c5ab9-d	1	0.9%	0.2% to 5.2%
f52cfdf6-0c	1	0.9%	0.2% to 5.2%
f681eaa0-4	1	0.9%	0.2% to 5.2%
f80eab4b-9	1	0.9%	0.2% to 5.2%
f8621f33-8	1	0.9%	0.2% to 5.2%
fad3b903-6	1	0.9%	0.2% to 5.2%
fe1d3e10-1	1	0.9%	0.2% to 5.2%
ff53d6b5-5	1	0.9%	0.2% to 5.2%
ff579704-8	1	0.9%	0.2% to 5.2%
ff60be40-e	1	0.9%	0.2% to 5.2%

Select a chart and choose "Clustered Column", "100% Stacked Column", or "Pie" chart in Powerpoint or
To create a correct "100% Stacked Column" chart, choose the chart then click "Switch Row/Column" (PC

Count

REQUEST_I	
01fb3c6c-c	1
04575072-8	1
04b1014d-8	1
07cae74a-6	1
07f5d8de-0	1
099ec05d-f	1
0b4d18f5-5	1
0eb47c0f-b	1
11dc849c-2	1
1321e9d5-a	1
13d4f675-6	1
167e4f4b-f	1
17e11a7f-e	1
1971ce85-3	1
1a0c1a84-9	1
1a33c73b-0	1
1f7b1983-9	1
205cc46f-3	1

Percent

REQUEST_ID	
01fb3c6c-c	0.9%
04575072-8	0.9%
04b1014d-8	0.9%
07cae74a-6	0.9%
07f5d8de-0	0.9%
099ec05d-f	0.9%
0b4d18f5-5	0.9%
0eb47c0f-b	0.9%
11dc849c-2	0.9%
1321e9d5-a	0.9%
13d4f675-6	0.9%
167e4f4b-f	0.9%
17e11a7f-e	0.9%
1971ce85-3	0.9%
1a0c1a84-9	0.9%
1a33c73b-0	0.9%
1f7b1983-9	0.9%
205cc46f-3	0.9%

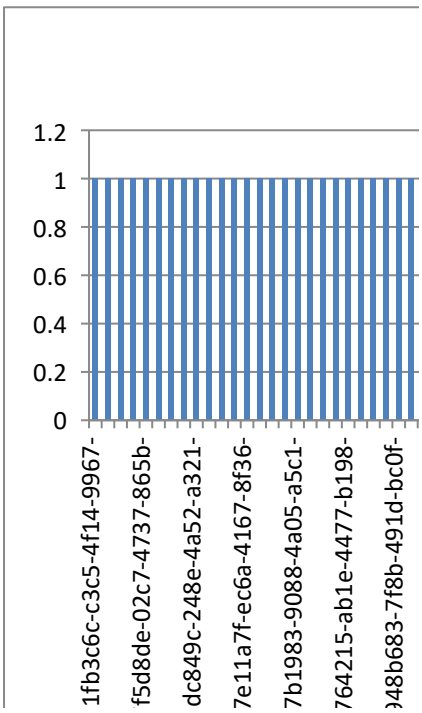

217beb02-:	1	217beb02-:	0.9%
23c7504e-b	1	23c7504e-b	0.9%
26764215-a	1	26764215-a	0.9%
27c7b653-:	1	27c7b653-:	0.9%
2b08b24e-(	1	2b08b24e-(	0.9%
357ae499-(	1	357ae499-(	0.9%
3948b683-7	1	3948b683-7	0.9%
3a818957-(	1	3a818957-(	0.9%
3da74114-:	1	3da74114-:	0.9%
4370d962-(	1	4370d962-(	0.9%
4396dcaf-e	1	4396dcaf-e	0.9%
4455b7a4-(	1	4455b7a4-(	0.9%
44b26bb9-(	1	44b26bb9-(	0.9%
453f154c-d	1	453f154c-d	0.9%
45926a63-(	1	45926a63-(	0.9%
461905d7-9	1	461905d7-9	0.9%
467076ab-:	1	467076ab-:	0.9%
46d7c5d0-b	1	46d7c5d0-b	0.9%
47ea825d-8	1	47ea825d-8	0.9%
48d14257-b	1	48d14257-b	0.9%
493387c5-f	1	493387c5-f	0.9%
4a9fddff-78	1	4a9fddff-78	0.9%
51b87829-7	1	51b87829-7	0.9%
5270fded-9	1	5270fded-9	0.9%
542135d8-(	1	542135d8-(	0.9%
54ad64bb-(	1	54ad64bb-(	0.9%
58f56e73-9	1	58f56e73-9	0.9%
60c2ea12-b	1	60c2ea12-b	0.9%
628377ee-3	1	628377ee-3	0.9%
6b01ff34-8	1	6b01ff34-8	0.9%
7394f3e9-6	1	7394f3e9-6	0.9%
73dac30f-9	1	73dac30f-9	0.9%
7610613a-b	1	7610613a-b	0.9%
7643f88f-a	1	7643f88f-a	0.9%
788603bc-(	1	788603bc-(	0.9%
7912d893-(	1	7912d893-(	0.9%
79f3697d-8	1	79f3697d-8	0.9%
7a627419-8	1	7a627419-8	0.9%
8aaa5414-:	1	8aaa5414-:	0.9%
8d44c778-(	1	8d44c778-(	0.9%
91a336cc-f	1	91a336cc-f	0.9%
951d0d04-:	1	951d0d04-:	0.9%
969e6100-(	1	969e6100-(	0.9%
a11c7260-8	1	a11c7260-8	0.9%
a2ffdc2e-1	1	a2ffdc2e-1	0.9%
a5b11dc6-(	1	a5b11dc6-(	0.9%
a6d02939-7	1	a6d02939-7	0.9%

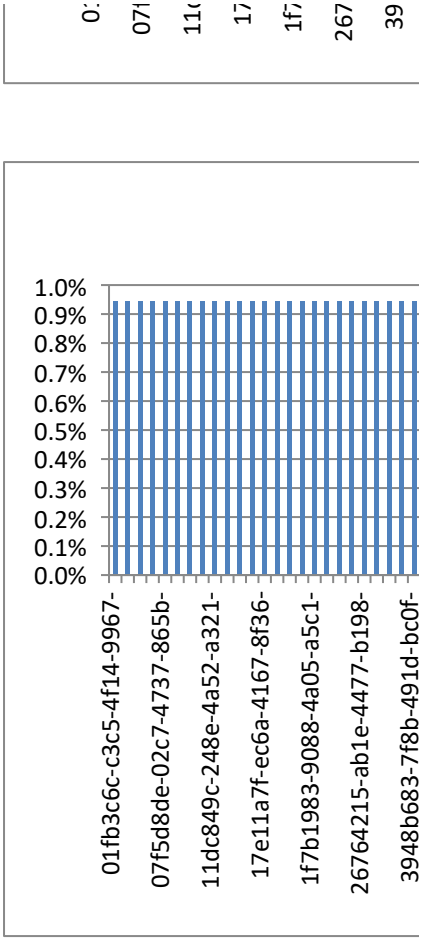

ac0dd167-4	1	ac0dd167-4	0.9%
ad2c6a5a-a	1	ad2c6a5a-a	0.9%
aedf0cac-a	1	aedf0cac-a	0.9%
b0bc26e7-c	1	b0bc26e7-c	0.9%
b9606dfc-e	1	b9606dfc-e	0.9%
b978fb8d-8	1	b978fb8d-8	0.9%
bde3b184-	1	bde3b184-	0.9%
bee2c978-6	1	bee2c978-6	0.9%
bf1057ef-5	1	bf1057ef-5	0.9%
c143be2a-e	1	c143be2a-e	0.9%
c3bfd9c0-b	1	c3bfd9c0-b	0.9%
c67ba435-a	1	c67ba435-a	0.9%
c88720ea-6	1	c88720ea-6	0.9%
c9a7f574-a	1	c9a7f574-a	0.9%
caa7677a-7	1	caa7677a-7	0.9%
cc94b5e5-6	1	cc94b5e5-6	0.9%
cd2243b4-9	1	cd2243b4-9	0.9%
cf503ab1-3	1	cf503ab1-3	0.9%
d07bc305-b	1	d07bc305-b	0.9%
d0c71506-e	1	d0c71506-e	0.9%
d4b5cbb1-a	1	d4b5cbb1-a	0.9%
d809ec3a-6	1	d809ec3a-6	0.9%
d8237dd7-	1	d8237dd7-	0.9%
db7c32e2-c	1	db7c32e2-c	0.9%
dbdde403-	1	dbdde403-	0.9%
e138bfa2-1	1	e138bfa2-1	0.9%
e74e550c-4	1	e74e550c-4	0.9%
e774e6ba-b	1	e774e6ba-b	0.9%
e88bf976-c	1	e88bf976-c	0.9%
ebca3c5d-6	1	ebca3c5d-6	0.9%
eebe4789-2	1	eebe4789-2	0.9%
f21c5ab9-d	1	f21c5ab9-d	0.9%
f52cfdf6-0c	1	f52cfdf6-0c	0.9%
f681eaa0-4	1	f681eaa0-4	0.9%
f80eab4b-9	1	f80eab4b-9	0.9%
f8621f33-8	1	f8621f33-8	0.9%
fad3b903-6	1	fad3b903-6	0.9%
fe1d3e10-1	1	fe1d3e10-1	0.9%
ff53d6b5-5	1	ff53d6b5-5	0.9%
ff579704-8	1	ff579704-8	0.9%
ff60be40-e	1	ff60be40-e	0.9%

· Excel, to change the chart type.
C) or "Switch Plot" (Mac) in the chart tools

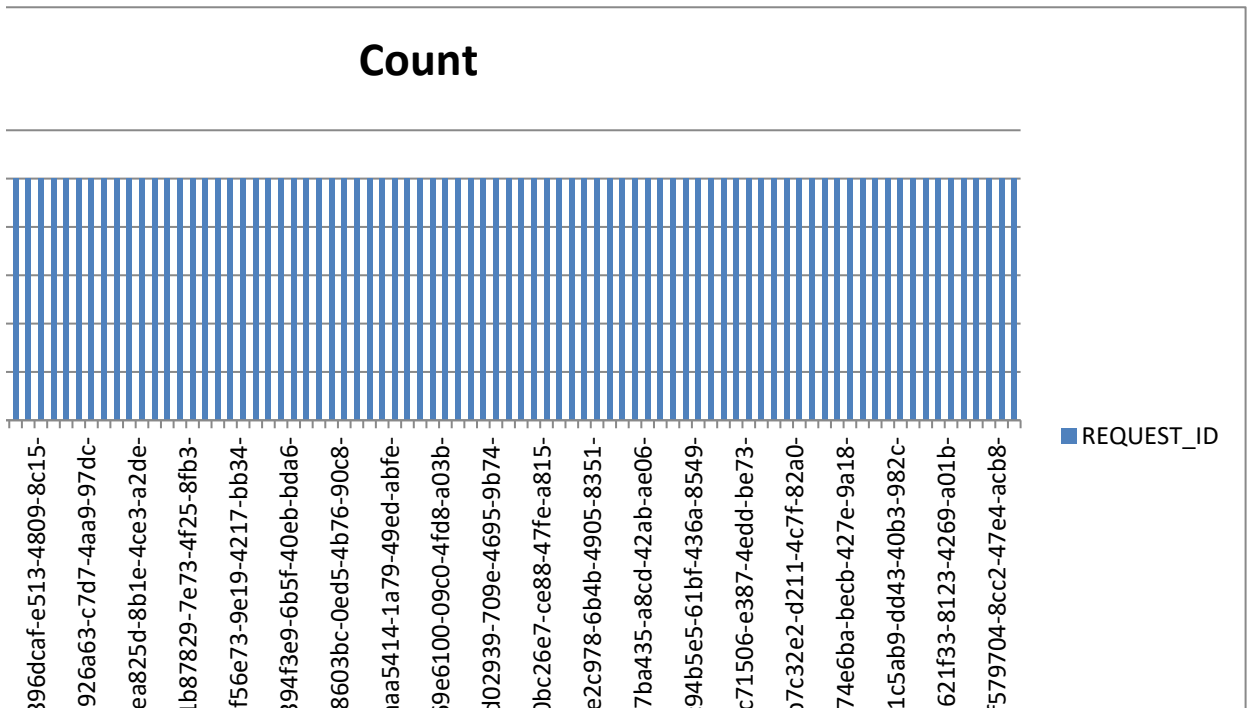

Percent
4396dcaf-e513-4809-8c15-
45926a63-c7d7-4aa9-97dc-
47ea825d-8b1e-4ce3-a2de-
51b87829-7e73-4f25-8fb3-
58f56e73-9e19-4217-bb34-
7394f3e9-6b5f-40eb-bda6-
788603bc-0ed5-4b76-90c8-
8aaa5414-1a79-49ed-abfe-
969e6100-09c0-4fd8-a03b-
a6d02939-709e-4695-9b74-
b0bc26e7-ce88-47fe-a815-
bee2c978-6b4b-4905-8351-
c67ba435-a8cd-42ab-ae06-
cc94b5e5-61bf-436a-8549-
d0c71506-e387-4edd-be73-
db7c32e2-d211-4c7f-82a0-
e774e6ba-becb-427e-9a18-
f21c5ab9-dd43-40b3-982c-
f8621f33-8123-4269-a01b-
ff579704-8cc2-47e4-acb8-
REQUEST_ID

Summary of HTTP_STATUS

Categorical Summary

Sample Siz	Number of Distinct Categories
106 of 106	1

HTTP_STAT	Count	Percent of	Confidence Interval (Percent of Data)
201 - Creat	106	100.0%	96.5% to 100.0%

Select a chart and choose "Clustered Column", "100% Stacked Column", or "Pie" chart in Powerpoint or
To create a correct "100% Stacked Column" chart, choose the chart then click "Switch Row/Column" (PC

Count

	HTTP_STAT
201 - Creat	106

Percent

	HTTP_STATUS
201 - Creat	100.0%






80.0%
60.0%
40.0%
20.0%
0.0%

· Excel, to change the chart type.
C) or "Switch Plot" (Mac) in the chart tools

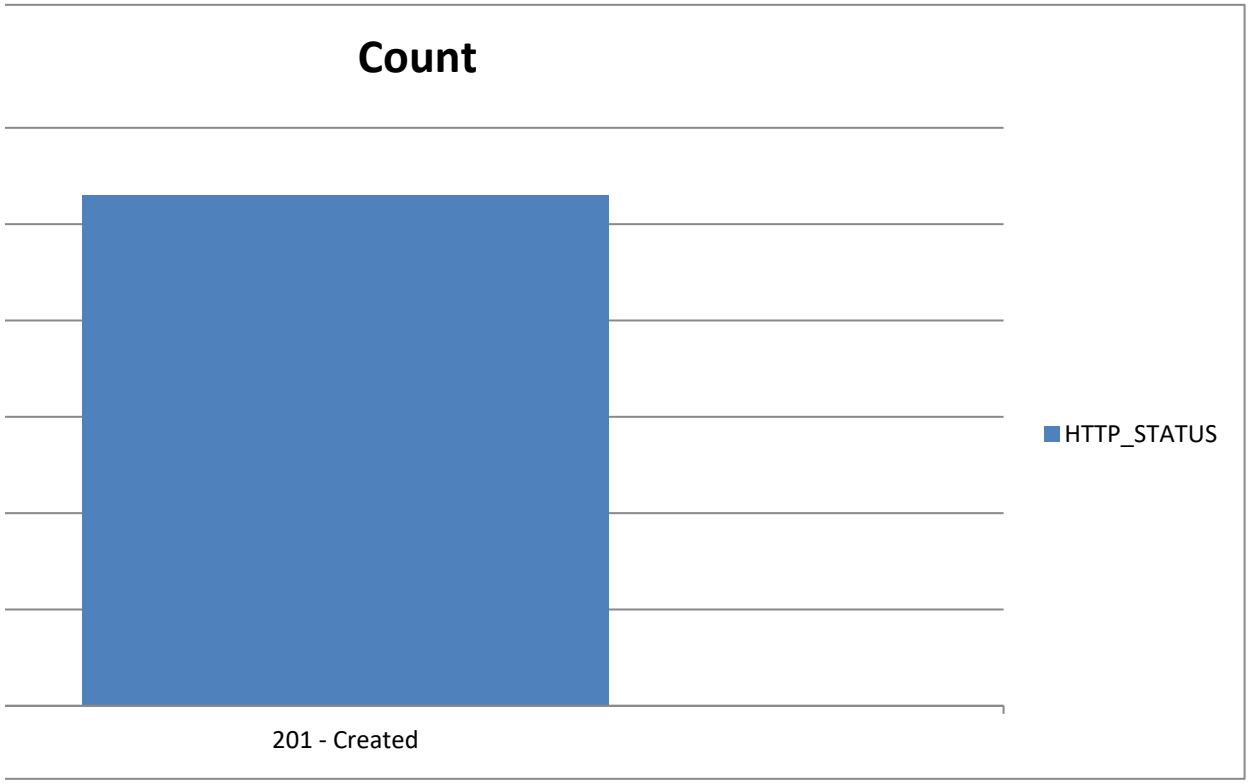

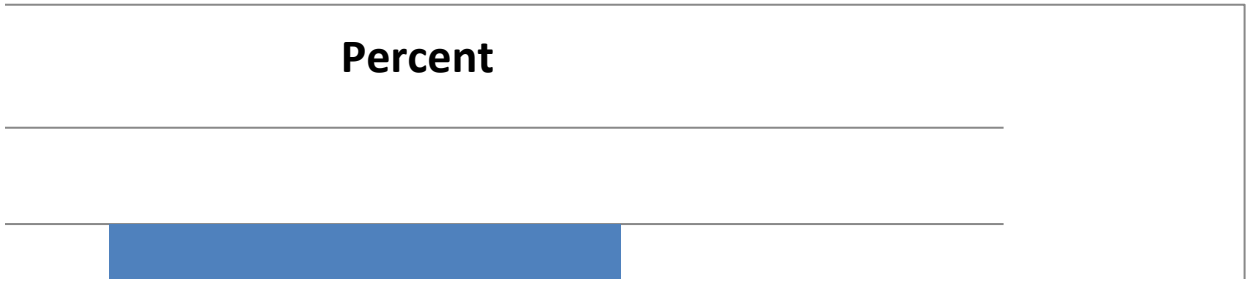

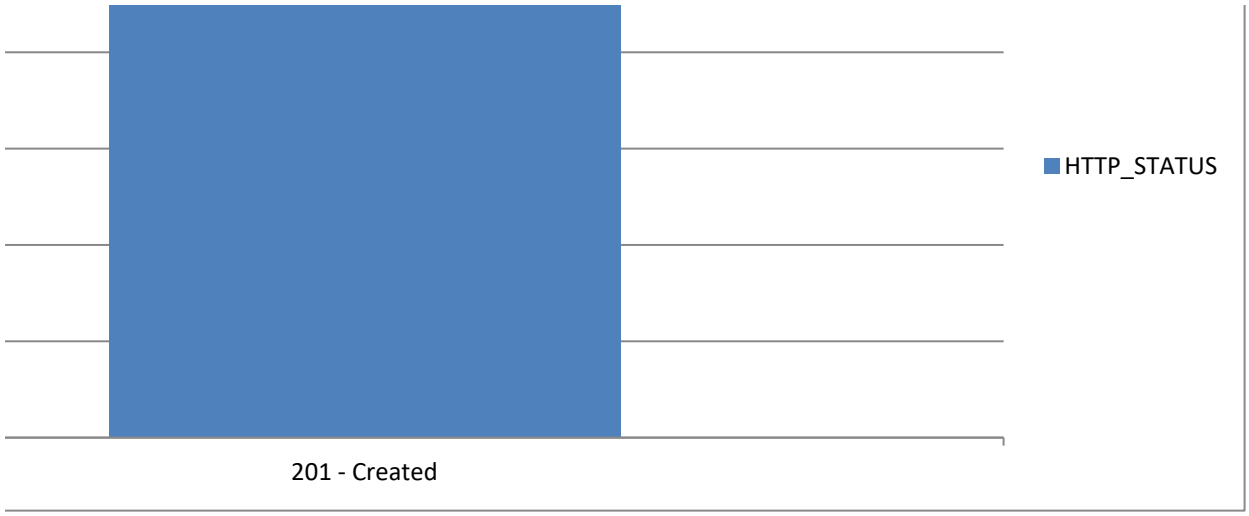
HTTP_STATUS
201 - Created

Summary of SESSION_ID

Categorical Summary

Sample Size	Number of Distinct Categories
106 of 106	106

SESSION_ID	Count	Percent of	Confidence Interval (Percent of Data)
FS_12KqW	1	0.9%	0.2% to 5.2%
FS_14Kqa2	1	0.9%	0.2% to 5.2%
FS_1BfZOL	1	0.9%	0.2% to 5.2%
FS_1D09i4	1	0.9%	0.2% to 5.2%
FS_1D0dW	1	0.9%	0.2% to 5.2%
FS_1IzWos	1	0.9%	0.2% to 5.2%
FS_1LAMW	1	0.9%	0.2% to 5.2%
FS_1LDiBo	1	0.9%	0.2% to 5.2%
FS_1LO1hy	1	0.9%	0.2% to 5.2%
FS_1LeDYd	1	0.9%	0.2% to 5.2%
FS_1MPrgI	1	0.9%	0.2% to 5.2%
FS_1PAvH1	1	0.9%	0.2% to 5.2%
FS_1PMgJr	1	0.9%	0.2% to 5.2%
FS_1TF7GT	1	0.9%	0.2% to 5.2%
FS_1U0fD6	1	0.9%	0.2% to 5.2%
FS_1eDYj4	1	0.9%	0.2% to 5.2%
FS_1iYBV7	1	0.9%	0.2% to 5.2%
FS_1niTkQ	1	0.9%	0.2% to 5.2%
FS_1rYFwG	1	0.9%	0.2% to 5.2%
FS_1vsQIw	1	0.9%	0.2% to 5.2%
FS_1xqSnst	1	0.9%	0.2% to 5.2%
FS_245JwR	1	0.9%	0.2% to 5.2%
FS_2YYCcJr	1	0.9%	0.2% to 5.2%
FS_2f44rW	1	0.9%	0.2% to 5.2%
FS_2jovUz	1	0.9%	0.2% to 5.2%
FS_30mWV	1	0.9%	0.2% to 5.2%
FS_31heXK	1	0.9%	0.2% to 5.2%
FS_35v8wH	1	0.9%	0.2% to 5.2%
FS_36gslpg	1	0.9%	0.2% to 5.2%
FS_39mQx	1	0.9%	0.2% to 5.2%
FS_3Bm7H	1	0.9%	0.2% to 5.2%
FS_3CeSlIE	1	0.9%	0.2% to 5.2%
FS_3D0sgc	1	0.9%	0.2% to 5.2%
FS_3DcnCv	1	0.9%	0.2% to 5.2%
FS_3DtyIfp	1	0.9%	0.2% to 5.2%
FS_3EipSg	1	0.9%	0.2% to 5.2%
FS_3ISnDv	1	0.9%	0.2% to 5.2%
FS_3KeCjj7	1	0.9%	0.2% to 5.2%

FS_3NweC	1	0.9%	0.2% to 5.2%
FS_3RyGHF	1	0.9%	0.2% to 5.2%
FS_3S3xItd	1	0.9%	0.2% to 5.2%
FS_3SGNC	1	0.9%	0.2% to 5.2%
FS_3TqKs5	1	0.9%	0.2% to 5.2%
FS_3V91Cr	1	0.9%	0.2% to 5.2%
FS_3VC0HY	1	0.9%	0.2% to 5.2%
FS_3ZEarg1	1	0.9%	0.2% to 5.2%
FS_3bUFSG	1	0.9%	0.2% to 5.2%
FS_3chi2Pc	1	0.9%	0.2% to 5.2%
FS_3fldUaU	1	0.9%	0.2% to 5.2%
FS_3iwH3x	1	0.9%	0.2% to 5.2%
FS_3knfeO	1	0.9%	0.2% to 5.2%
FS_3uCK7s	1	0.9%	0.2% to 5.2%
FS_3vvVGle	1	0.9%	0.2% to 5.2%
FS_3zLVL0r	1	0.9%	0.2% to 5.2%
FS_491hXC	1	0.9%	0.2% to 5.2%
FS_51Z9g6	1	0.9%	0.2% to 5.2%
FS_5FbLoR	1	0.9%	0.2% to 5.2%
FS_5IW1ztI	1	0.9%	0.2% to 5.2%
FS_5KutDlF	1	0.9%	0.2% to 5.2%
FS_5OW8f	1	0.9%	0.2% to 5.2%
FS_5WJh4	1	0.9%	0.2% to 5.2%
FS_5fsvKxg	1	0.9%	0.2% to 5.2%
FS_5gArBQ	1	0.9%	0.2% to 5.2%
FS_5hfgmE	1	0.9%	0.2% to 5.2%
FS_5qaDl2	1	0.9%	0.2% to 5.2%
FS_5scAnZ	1	0.9%	0.2% to 5.2%
FS_62rnAc	1	0.9%	0.2% to 5.2%
FS_6DcZpb	1	0.9%	0.2% to 5.2%
FS_6FqXh3	1	0.9%	0.2% to 5.2%
FS_6K29Hz	1	0.9%	0.2% to 5.2%
FS_6QrXsS	1	0.9%	0.2% to 5.2%
FS_6RmU2	1	0.9%	0.2% to 5.2%
FS_6SHpuD	1	0.9%	0.2% to 5.2%
FS_6VASvR	1	0.9%	0.2% to 5.2%
FS_6X1oG3	1	0.9%	0.2% to 5.2%
FS_6eU0CR	1	0.9%	0.2% to 5.2%
FS_6ffvph0	1	0.9%	0.2% to 5.2%
FS_6fhk9zG	1	0.9%	0.2% to 5.2%
FS_6iAqZzb	1	0.9%	0.2% to 5.2%
FS_6iMZqp	1	0.9%	0.2% to 5.2%
FS_6jZGMV	1	0.9%	0.2% to 5.2%
FS_6jiBpdN	1	0.9%	0.2% to 5.2%
FS_6kSsuFs	1	0.9%	0.2% to 5.2%
FS_6xEETr3	1	0.9%	0.2% to 5.2%
FS_6xownG	1	0.9%	0.2% to 5.2%

FS_71B21n	1	0.9%	0.2% to 5.2%
FS_76qZCg	1	0.9%	0.2% to 5.2%
FS_7BXXu0	1	0.9%	0.2% to 5.2%
FS_7JC7kgF	1	0.9%	0.2% to 5.2%
FS_7PTEbC	1	0.9%	0.2% to 5.2%
FS_7QFqVr	1	0.9%	0.2% to 5.2%
FS_7Vpvjm	1	0.9%	0.2% to 5.2%
FS_7VsuPh	1	0.9%	0.2% to 5.2%
FS_7XmsjO	1	0.9%	0.2% to 5.2%
FS_7bUGGı	1	0.9%	0.2% to 5.2%
FS_7dujaXF	1	0.9%	0.2% to 5.2%
FS_7fNxX6(	1	0.9%	0.2% to 5.2%
FS_7fvurNf	1	0.9%	0.2% to 5.2%
FS_7gwnaV	1	0.9%	0.2% to 5.2%
FS_7hrlEhL	1	0.9%	0.2% to 5.2%
FS_7mgEUI	1	0.9%	0.2% to 5.2%
FS_7zLXd8F	1	0.9%	0.2% to 5.2%
FS_7zMeer	1	0.9%	0.2% to 5.2%
FS_86GKG4	1	0.9%	0.2% to 5.2%
FS_8exJT6I	1	0.9%	0.2% to 5.2%
FS_9H1Sn1	1	0.9%	0.2% to 5.2%

Select a chart and choose "Clustered Column", "100% Stacked Column", or "Pie" chart in Powerpoint or
To create a correct "100% Stacked Column" chart, choose the chart then click "Switch Row/Column" (PC

Count

	SESSION_ID
FS_12KqWI	1
FS_14Kqa2	1
FS_1BfZOL/	1
FS_1D09i4I	1
FS_1D0dW	1
FS_1IzWosI	1
FS_1LAMW	1
FS_1LDiBo4	1
FS_1LO1hy	1
FS_1LeDYd	1
FS_1MPrgII	1
FS_1PAvH1	1
FS_1PMgJr	1
FS_1TF7GT	1
FS_1U0fD6	1
FS_1eDYj4(	1
FS_1iYBV7F	1
FS_1niTkQg	1

Percent

	SESSION_ID
FS_12KqWI	0.9%
FS_14Kqa2	0.9%
FS_1BfZOL/	0.9%
FS_1D09i4I	0.9%
FS_1D0dW	0.9%
FS_1IzWosI	0.9%
FS_1LAMW	0.9%
FS_1LDiBo4	0.9%
FS_1LO1hy	0.9%
FS_1LeDYd	0.9%
FS_1MPrgII	0.9%
FS_1PAvH1	0.9%
FS_1PMgJr	0.9%
FS_1TF7GT	0.9%
FS_1U0fD6	0.9%
FS_1eDYj4(	0.9%
FS_1iYBV7F	0.9%
FS_1niTkQg	0.9%

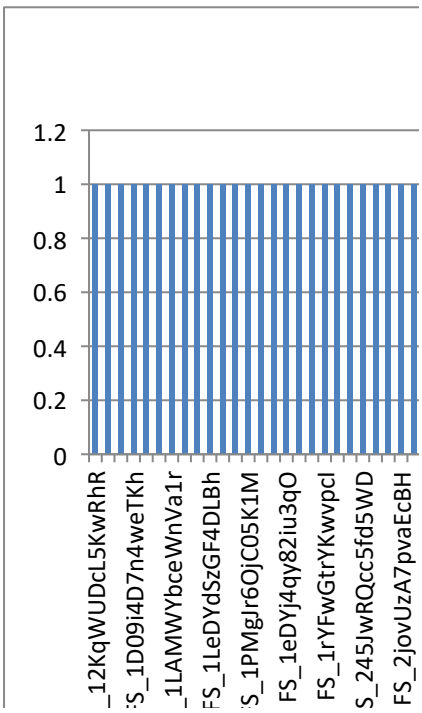

FS_1rYFwG	1	FS_1rYFwG	0.9%
FS_1vsQlw	1	FS_1vsQlw	0.9%
FS_1xqSnst	1	FS_1xqSnst	0.9%
FS_245JwR	1	FS_245JwR	0.9%
FS_2YYCcJr	1	FS_2YYCcJr	0.9%
FS_2f44rW	1	FS_2f44rW	0.9%
FS_2jovUzA	1	FS_2jovUzA	0.9%
FS_30mWV	1	FS_30mWV	0.9%
FS_31heXK	1	FS_31heXK	0.9%
FS_35v8wH	1	FS_35v8wH	0.9%
FS_36gslpg	1	FS_36gslpg	0.9%
FS_39mQx	1	FS_39mQx	0.9%
FS_3Bm7H	1	FS_3Bm7H	0.9%
FS_3CeSlIE	1	FS_3CeSlIE	0.9%
FS_3D0sgc	1	FS_3D0sgc	0.9%
FS_3DcnCv	1	FS_3DcnCv	0.9%
FS_3DtyIfp	1	FS_3DtyIfp	0.9%
FS_3EipSgG	1	FS_3EipSgG	0.9%
FS_3ISnDvL	1	FS_3ISnDvL	0.9%
FS_3KeCjj7	1	FS_3KeCjj7	0.9%
FS_3NweC	1	FS_3NweC	0.9%
FS_3RyGHF	1	FS_3RyGHF	0.9%
FS_3S3xItd	1	FS_3S3xItd	0.9%
FS_3SGNC	1	FS_3SGNC	0.9%
FS_3TqKs5	1	FS_3TqKs5	0.9%
FS_3V91Cr	1	FS_3V91Cr	0.9%
FS_3VC0HY	1	FS_3VC0HY	0.9%
FS_3ZEarg1	1	FS_3ZEarg1	0.9%
FS_3bUFSG	1	FS_3bUFSG	0.9%
FS_3chi2Pc	1	FS_3chi2Pc	0.9%
FS_3fldUaL	1	FS_3fldUaL	0.9%
FS_3iwH3x	1	FS_3iwH3x	0.9%
FS_3knfeO	1	FS_3knfeO	0.9%
FS_3uCK7s	1	FS_3uCK7s	0.9%
FS_3vvVGle	1	FS_3vvVGle	0.9%
FS_3zLVL0r	1	FS_3zLVL0r	0.9%
FS_491hXC	1	FS_491hXC	0.9%
FS_51Z9g6	1	FS_51Z9g6	0.9%
FS_5FbLoR	1	FS_5FbLoR	0.9%
FS_5IW1ztI	1	FS_5IW1ztI	0.9%
FS_5KutDlF	1	FS_5KutDlF	0.9%
FS_5OW8f	1	FS_5OW8f	0.9%
FS_5WJh4	1	FS_5WJh4	0.9%
FS_5fsvKxg	1	FS_5fsvKxg	0.9%
FS_5gArBQ	1	FS_5gArBQ	0.9%
FS_5hfgmE	1	FS_5hfgmE	0.9%
FS_5qaDl2	1	FS_5qaDl2	0.9%

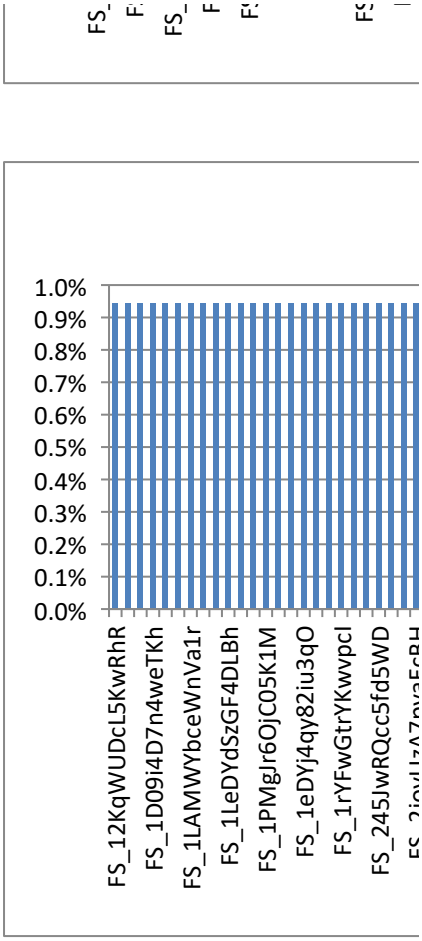

FS_5scAnZ4	1	FS_5scAnZ4	0.9%
FS_62rnAcu	1	FS_62rnAcu	0.9%
FS_6DcZpb	1	FS_6DcZpb	0.9%
FS_6FqXh3	1	FS_6FqXh3	0.9%
FS_6K29Hz	1	FS_6K29Hz	0.9%
FS_6QrXsSl	1	FS_6QrXsSl	0.9%
FS_6RmU2	1	FS_6RmU2	0.9%
FS_6SHpuD	1	FS_6SHpuD	0.9%
FS_6VASvR	1	FS_6VASvR	0.9%
FS_6X1oG3	1	FS_6X1oG3	0.9%
FS_6eU0CR	1	FS_6eU0CR	0.9%
FS_6ffvph0	1	FS_6ffvph0	0.9%
FS_6fhk9zG	1	FS_6fhk9zG	0.9%
FS_6iAqZzb	1	FS_6iAqZzb	0.9%
FS_6iMZqp	1	FS_6iMZqp	0.9%
FS_6jZGMV	1	FS_6jZGMV	0.9%
FS_6jiBpdN	1	FS_6jiBpdN	0.9%
FS_6kSsuFs	1	FS_6kSsuFs	0.9%
FS_6xEETr3	1	FS_6xEETr3	0.9%
FS_6xownG	1	FS_6xownG	0.9%
FS_71B21n	1	FS_71B21n	0.9%
FS_76qZCg	1	FS_76qZCg	0.9%
FS_7BXXu0	1	FS_7BXXu0	0.9%
FS_7JC7kgF	1	FS_7JC7kgF	0.9%
FS_7PTEbC	1	FS_7PTEbC	0.9%
FS_7QFqVr	1	FS_7QFqVr	0.9%
FS_7Vpvjm	1	FS_7Vpvjm	0.9%
FS_7VsuPh	1	FS_7VsuPh	0.9%
FS_7XmsjO	1	FS_7XmsjO	0.9%
FS_7bUGGı	1	FS_7bUGGı	0.9%
FS_7dujaXF	1	FS_7dujaXF	0.9%
FS_7fNxX6(	1	FS_7fNxX6(	0.9%
FS_7fvurNf	1	FS_7fvurNf	0.9%
FS_7gwnaV	1	FS_7gwnaV	0.9%
FS_7hrlEhL	1	FS_7hrlEhL	0.9%
FS_7mgEUI	1	FS_7mgEUI	0.9%
FS_7zLXd8F	1	FS_7zLXd8F	0.9%
FS_7zMeer	1	FS_7zMeer	0.9%
FS_86GKG4	1	FS_86GKG4	0.9%
FS_8exJT6I	1	FS_8exJT6I	0.9%
FS_9H1Sn1	1	FS_9H1Sn1	0.9%

· Excel, to change the chart type.
C) or "Switch Plot" (Mac) in the chart tools

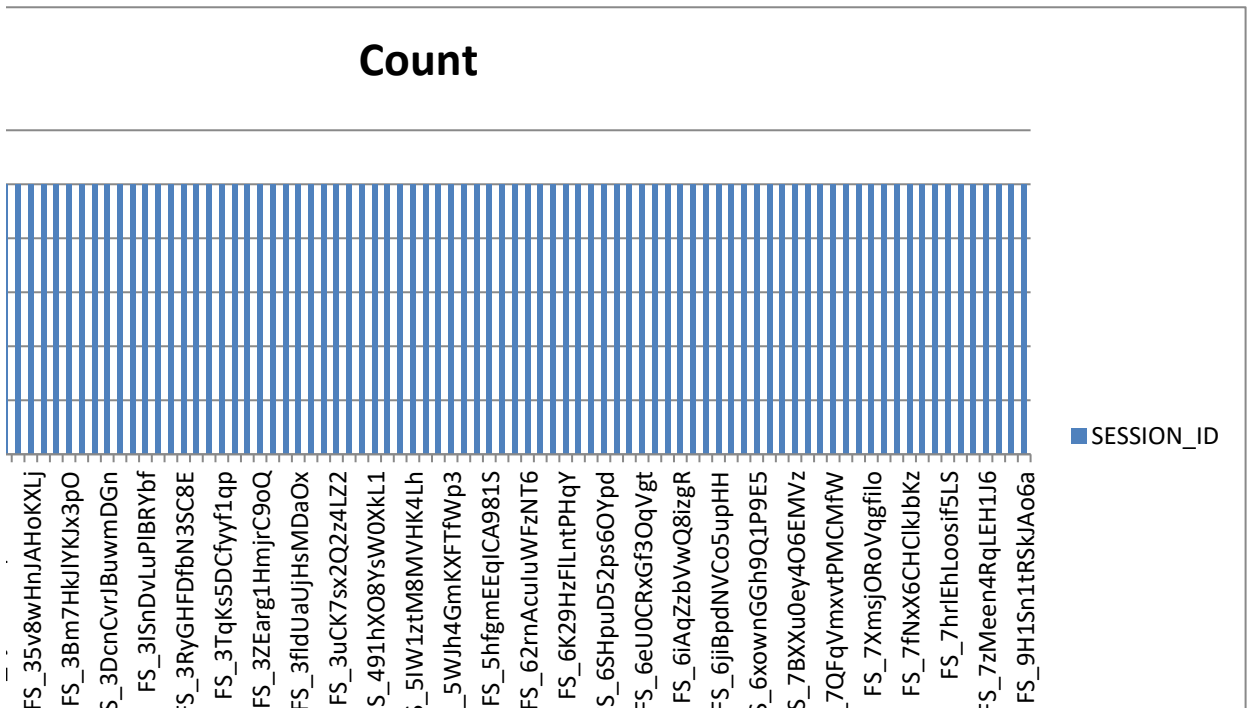

Percent
FS_4JOVUZA7pvaEcBH
FS_35v8wHnJAHoKXLj
FS_3Bm7HkJlYKJx3pO
FS_3DcnCvrJBuwmDGn
FS_3lSnDvLuPlBRYbf
FS_3RyGHFDfbN3SC8E
FS_3TqKs5DCfyyf1qp
FS_3ZEarg1HmjrC9oQ
FS_3fldUaUjHsMDaOx
FS_3uCK7sx2Q2z4LZ2
FS_491hXO8YsW0XkL1
FS_5lW1ztM8MVHK4Lh
FS_5WJh4GmKXFTfWp3
FS_5hfgmEEqICA981S
FS_62rnAculuWFzNT6
FS_6K29HzFlLntPHqY
FS_6SHpuD52ps6OYpd
FS_6eU0CRxGf3OqVgt
FS_6iAqZzbVwQ8izgR
FS_6jiBpdNVCo5upHH
FS_6xownGGh9Q1P9E5
FS_7BXXu0ey4O6EMVz
FS_7QFqVmxvtPMCMfW
FS_7XmsjORoVqgfilo
FS_7fNxX6CHClkJbKz
FS_7hrlEhLoosif5LS
FS_7zMeen4RqLEH1J6
FS_9H1Sn1tRSkJAo6a
SESSION_ID

Calendar and Schedule Board Summary Report

Key Points

- **Academic Calendar**
  - 146 student-contact days.
  - High school hours: 8:00 AM – 3:30 PM.
  - Elementary hours: 8:10 AM – 3:20 PM.
- **District-Wide Consistency**
  - All schools share the same start and end times.
  - Each school may rearrange periods within those times for interventions or special programs.
  - Teacher contract hours are the same at every school: 7:30 AM – 4:00 PM.
- **State Instructional-Time Requirement**
  - Utah law requires a minimum of **990 student-instructional hours** per year.
  - The high-school schedule as designed provides **994 hours** of state approved instructional hours.

Key Observation:

- Since we're scheduled at the absolute minimum 990 instructional hours, staff must continue teaching through minor disruptions (e.g., brief power outages). Snow days will be reserved only for truly severe conditions, and any student-contact time lost for any reason must be made up through additional instructional days or extended hours.

Professional Development

- 6 full days:
  - 2 flexible teacher-prep days
  - 4 required PD days
- 8 student-free Fridays, 8:00 AM – 1:00 PM (40 hours total)

Policy: Notification of Changes to Board-Approved Athletic Schedules

Purpose:
To ensure transparency, accountability, and proper planning, this policy requires athletic coaches to notify the superintendent when changes are made to board-approved athletic schedules.

Policy Statement:
All athletic schedules are approved by the Board of Education prior to the start of each sports season. Any subsequent changes to these schedules must be reported to the superintendent in advance of the change taking effect.

Procedure:

1. **Notification Requirement**
    - Any coach requesting a change to a board-approved schedule must submit written notification to the superintendent as soon as the need for a change is known.
2. **Required Information**
    The notification must include the following:
    - **Reason for the change.**
    - **Proposed make-up date and time**, if applicable.
    - **Completed travel request form** for the revised date(s), if additional travel is required.
3. **Timeliness**
    - Notifications should be submitted as early as possible to allow for proper review and communication with stakeholders.

ESTIMATED ITEMIZED 12 Week BUDGET				
Utah State Board of Education AFTERSCHOOL School Year 25-26 USU Extension- Garfield County 4-H			**Year 2**	**First 12 Weeks**
Salaries:			100%	
Program Director- Callie Ward - Oversee the entire program and grant. Liaison between county extension offices, community, school district, Utah Afterschool Network (UAN), and other stakeholders. Maintain IRB approval and conduct evaluations. Supervise and support Program Assistant I. Manage the budget and purchases, track professional development.			$10,580.01	$2,645.00
Year 2	$10,580.01			
Program Assistant I- Kolbi Frandsen - (100% FTE) Certified Teacher, Manages the site teams, accumulates daily attendance, records food usage, approves staff timesheets, and acts as a liaison between the school district, UAN, and other stakeholders.			$37,080.00	$9,270.00
Year 2	$37,080.00			
Family Service Specialist- Clint Albrecht- Assists parents in developing individualized short-and long-term goals and in accomplishing them. Coordinates family learning center,onsite community classes, and coordinating resources that meeting the needs of intergenerational poverty families, establishing and maintaining cooperative relationships with them.			$2,319.20	$579.80
Year 2	$2,319.20			
Site Coordinators (3)- Site Coordinator runs the daily after school operation, recruits volunteers for the clubs, supervises site staff, creates schedules. Gather and disseminate family resources, collaborate with partnering agencies specific to the site. Panguitch - Shanon Leibbrant Escalante- Sondra Jones Boulder - Zoey Ahlstrom Bryce Valley - TBD			$50,507.52	$12,626.88
Year 2	($18.79 x 18 hours/week x 42 weeks = $14,205.24 x 3 staff) ($18.79 x 10 hours/week/42 weeks= x 1 staff- Boulder)			
4-H Instructors - Assist with the evaluation at each site, run clubs. $16 per hour			$80,640.00	$20,160.00
Year 1-3	(12 hours/week x 42 weeks= x 10 staff)			
Employee Benefits:				
	Program Director - Callie Ward - 45% of salary		$4,519.62	$1,129.91
	Program Coordinator- Kolbi Frandsen - 45% of salary		$15,840.00	$3,960.00
	Family Service Specialist- Clint Albrecht - 45% of wage		$1,020.45	$255.11
	Site Coordinators (3) - 8.3% of wage		$3,311.28	$827.82
	4-H Instructors - 8.3% of wage		$5,160.96	$1,290.24
Purchased Professional & Tech Services:				
	Mentor Teachers: certified teacher or principal to consult on school alignment		$3,000.00	$750.00
	Target Tutoring Stipend (Contracted) $25 per hour x 3 sites. Intense intervention		$7,500.00	$1,875.00
	Background Checks - ($55 x 15 part-time staff)		$825.00	$206.25
Travel:				
	In State Training- USU Extension Faculty and/or staff to attend in state 4-H Positive Youth Development, Utah After School Network trainings. Costs include accommodations, per diem, etc. Trainings will vary depending on specific staff needs.		$6,000.00	$1,500.00

ESTIMATED ITEMIZED 12 Week BUDGET				
Utah State Board of Education AFTERSCHOOL School Year 25-26 USU Extension- Garfield County 4-H			**Year 2**	**First 12 Weeks**
	Mileage Reimbursement- Due to the vast size of Garfield County, it takes approximately one hour to each site from the County Seat of Panguitch. To travel to the Wasatch Front for state training ranges from 3-5 hours depending on site. Travel for Program Director/ Coordinator specific to county travel amongst each site and to coordinate services with other agencies. Travel for Family Life Specialist specific to county travel amongst each site and to coordinate services with other agencies. Travel for county/state training, travel to accumulate supplies and share resources with other sites.		$3,500.00	$875.00
Supplies and Materials:				
	4-H Community Club Supplies - consumable materials & supplies needed to run the club and curriculum. Materials needed will vary depending on lesson. Clubs will be running in 6-week increments called sessions. Two enrichment clubs per session, two academic clubs per session, Five sessions per year=20 clubs funds decreasing as we purchase sustainable supplies and materials. While this number is low and decreases, we have reusable materials available from USU Extension, so many clubs will have minimal costs. Photocopies are provided outside of grant funds and can be used as needed. 42 clubs =$50 per club x 3 sites		$5,000.00	$1,250.00
Year 1-3	**Quarterly Family Engament Events** - To help families develop a sense of community and belonging, our program will offer a Family Night Out taking place four times a year across each site. $300 per event x quarterly x 3 sites = $3600		$3,600.00	$900.00
Year 2	**4-H Enrollment** - $10 enrollment fee per year. Covers accident insurance, background checks for volunteers and data management costs. $10 per enrollment x 30 youth x 3 sites = $900		$900.00	$225.00
	Food - snacks and/or small meals for youth ($0.60 per youth (15 average per 3 sites) per day x 42 weeks)		$3,000.00	$750.00
	Total		**$244,304.04**	**$61,076.01**
	Employee Start Date: 08/18/2025		2 weeks - Prep/ Set Up	
	Program Start Date: 09/02/2025		10 weeks - Direct Program	
	Evaluation Date: 11/14/2025			
	12 Week Budget Period - 08/18/2024 - 11/14/2024			

RISE Assessment Data Summaries

Performance Levels

- 1 - Below Proficient%
- 2 - Approaching Proficient%
- 3 - Proficient%
- 4 - Highly Proficient%

Tests Taken
"Tests Taken" represents the count of the most recent opportunities taken by students on each test in this test family and for each test reason.

Performance Distribution, By Test Group: GARFIELD DISTRICT, 2024-2025

Filtered By **Test Reasons:** All Test Reasons | **Sorted By:** Date Last Taken

Summative Science

Grades Tested: **4, 5, 6, 7, 8**

Tests Taken: **333** Date Last Taken: **05/16/2025**

Percent	**31%**	**29%**	**29%**	**11%**
Count	104	95	98	36

Summative Mathematics

Grades Tested: **3, 4, 5, 6, 7, 8**

Tests Taken: **398** Date Last Taken: **05/15/2025**

Percent	**44%**	**25%**	**21%**	**10%**
Count	176	99	84	39

Performance Distribution, By Test Group: GARFIELD DISTRICT, 2023-2024

Filtered By **Test Reasons:** All Test Reasons | **Sorted By:** Date Last Taken

Summative Science

Grades Tested: **4, 5, 6, 7**

Tests Taken: **269** Date Last Taken: **05/15/2024**

Percent	**23%**	**29%**	**31%**	**16%**
Count	63	78	84	44

Summative Mathematics

Grades Tested: **3, 4, 5, 6, 7**

Tests Taken: **350** Date Last Taken: **05/15/2024**

Percent	**38%**	**22%**	**24%**	**15%**
Count	133	78	85	54

Summative ELA

Grades Tested: **3, 4, 5, 6, 7**

Tests Taken: **349** Date Last Taken: **05/13/2024**

Percent	**35%**	**21%**	**30%**	**14%**
Count	121	75	103	50

Summative Writing

Grades Tested: **5**

Tests Taken: **70** Date Last Taken: **05/01/2024**

Data cannot be aggregated together for this group of tests

RISE Assessment Data Summaries

Performance Distribution, By Test Group: GARFIELD DISTRICT, 2022-2023

Filtered By **Test Reasons:** All Test Reasons | **Sorted By:** Date Last Taken

Summative Mathematics

Grades Tested: **3, 4, 5, 6**

Tests Taken: **275** Date Last Taken: **05/16/2023**

Percent	**37%**	**19%**	**23%**	**20%**
Count	103	53	63	56

Summative ELA

Grades Tested: **3, 4, 5, 6**

Tests Taken: **280** Date Last Taken: **05/12/2023**

Percent	**29%**	**24%**	**30%**	**17%**
Count	82	66	84	48

Summative Science

Grades Tested: **4, 5, 6**

Tests Taken: **192** Date Last Taken: **05/11/2023**

Percent	**16%**	**27%**	**32%**	**25%**
Count	31	52	61	48

Summative Writing

Grades Tested: **5**

Tests Taken: **56** Date Last Taken: **05/08/2023**

Data cannot be aggregated together for this group of tests

Performance Distribution, By Test Group: GARFIELD DISTRICT, 2021-2022

Filtered By **Test Reasons:** All Test Reasons | **Sorted By:** Date Last Taken

Summative Mathematics

Grades Tested: **3, 4, 5**

Tests Taken: **196** Date Last Taken: **05/19/2022**

Percent	**32%**	**20%**	**26%**	**21%**
Count	63	40	51	42

Summative ELA

Grades Tested: **3, 4, 5**

Tests Taken: **196** Date Last Taken: **05/18/2022**

Percent	**24%**	**26%**	**34%**	**16%**
Count	47	51	67	31

Summative Science

Grades Tested: **4, 5**

Tests Taken: **109** Date Last Taken: **05/16/2022**

Percent	**17%**	**31%**	**29%**	**23%**
Count	18	34	32	25

Summative Writing

Grades Tested: **5**

Tests Taken: **56** Date Last Taken: **05/11/2022**

Data cannot be aggregated together for this group of tests

RISE Assessment Data Summaries

Performance Distribution By Test Group: GARFIELD DISTRICT, 2020-2021

Filtered By **Test Reasons:** All Test Reasons | **Sorted By:** Date Last Taken

Summative Mathematics

Grades Tested: **3, 4**

Tests Taken: **108** Date Last Taken: **05/24/2021**

Percent	**33%**	**28%**	**26%**	**13%**
Count	36	30	28	14

Summative ELA

Grades Tested: **3, 4**

Tests Taken: **108** Date Last Taken: **05/20/2021**

Percent	**36%**	**21%**	**36%**	**6%**
Count	39	23	39	7

Summative Science

Grades Tested: **4**

Tests Taken: **55** Date Last Taken: **05/17/2021**

Percent	**20%**	**42%**	**22%**	**16%**
Count	11	23	12	9

BURBIDGE VAN KOMEN TANNER & SCRUGGS
BVKTS ATTORNEYS

PATRICK L. TANNER
ptanner@bvktslaw.com
385-831-1300

June 3, 2025

Richard Stowell
Executive Director
Utah School Boards Association
860 East 9085 South
Sandy, Utah 84094

Via courier

RE: 2025 Model Policy Update documents and files

Dear Richard:

I am enclosing the materials for this year's model policy update. I have revised and updated policies in response to bills passed during the 2025 legislative session and revisions to regulations made by the State Board of Education since last year's policy update. I have created eleven new policies (DAHA, DKF, DMBA, ECL, EFE, EHC, FDACG, FDD, FDEB, FGF, and GM). I have also deleted one policy (EFBA). This deleted policy should be removed from the master set.

Apart from new policies, I have made substantive revisions to 63 existing policies. I have updated citation references or made very minor changes to 90 existing policies. In response to S.B. 66, which changed statutory references to "classified" employees to refer instead to "education support professional," I have revised or deleted language in a further 11 policies. The various changes required updating the table of contents for sections D, E, F, and G.

To assist subscribing school districts in the process of adopting or revising their policies, the following pages list new policies, those policies with substantive revisions, those where the changes related only to "classified" employee terminology, and those where the revisions were limited to citation updates or minor terminology changes. I am enclosing paper copies of the revised policies, along with a thumb drive which contains electronic copies of revised sections (redline and clean versions) and an updated complete policy set. Note that in those instances where a new policy was created, the "redline" version does not show added or deleted text. Please let me know of any problems with the files.

I appreciate having had the opportunity to assist USBA in providing updated model policies. Please let me know of anything further that I may do to improve the quality of this

9067 South 1300 West, Suite 302
West Jordan, Utah 84088

service that USBA provides to its member school districts.

Very truly yours,

BURBIDGE VAN KOMEN TANNER & SCRUGGS, LLC

Patrick L. Tanner

Enclosures

USBA 2025 Model Policy Revision
List of Policy Changes

New Policies

DAHA Drug Testing of Other Employees
DKF Military Leave
DMBA Employee Work Information Privacy
ECL Curriculum: Firearm Safety
EFE Grading: Packet Credit
EHC Graduation: Focused Graduation Pathway
FDACG Health Requirements and Services: Mental Health Care
FDD School Meal Payments
FDEB Prohibited Food Additives
FGF Student Rights and Responsibilities: Student Privacy and Modesty
GM Flags on School Property

Deleted Policies

EFBA Kindergarten Programs and Assessment

Policies With Substantive Changes

BAB Board Fiscal Responsibilities
BBC Board Members: Vacancies on the Board
BBD Board Members: Conflicts of Interest
BEA Board Meetings: Notice Requirements
CAH Program Accounting
CB Procurement
CBG Procurement: Contracts and Contract Limitations
CBK Procurement: Child Nutrition Program Procurement
CE School Safety
CEA School Safety: Video and Audio Surveillance
CED Contracts for Armed School Security Guard Services
CJCA Transportation: Equipment: Buses
CJDBA Transportation: Operations—Unauthorized Persons on Buses
DACA Employment: Personal Reporting of Arrests and Convictions
DAI Staff Code of Conduct
DABA Employment: Paraprofessional Qualifications
DDC Reporting Substantial Threats Against a School
DFA Educator Induction, Mentoring, and Professional Learning
DFC Employee Surveys
DFE Highly Needed Educator Salary Supplement
DHCD Credit for Prior Teaching
ECBB Curriculum: Elective Instruction—Driver Education

ECC Curriculum: Early Learning Plan
ECF Curriculum: Religious Neutrality
ECH Curriculum: Sex Education
ECJ Curriculum: Ethnic Studies
EDC Special Programs: Education of Youth in Care
EEB Instructional Resources: Internet Policy
EEE Instructional Resources: Evaluation and Selection of Instructional Material
EEEB Instructional Resources: Evaluation and Selection of Supplemental Material
EFB Grading: Testing Procedures and Standards
EFBB Grading: Testing Procedures and Standards—Exclusion from Testing
EFD Grading: Course Grade Replacement
EHA Graduation: Graduation Requirements
FABA Participation in Sex-Designated Athletic Activities, Programs, and Events
FBA Admissions and Attendance: Eligibility and Admissions Requirements
FBAB Admissions and Attendance Military Children
FBAC Admissions and Attendance Kindergarten
FBB Admissions and Attendance: Compulsory Education
FDAB Health Requirements and Services Immunizations
FDACA Medical Treatment Directives
FDACB Health Requirements and Services: Student Treatment for Diabetes
FDACC Health Requirements and Services Students with Potentially Life Threatening Allergies
FDACD Health Requirements and Services Student Asthma Emergency
FDACE Health Requirements and Services: Medical Recommendations by School Personnel to Parents
FDH Student Toilet Training
FEA Education and Family Privacy
FED Student Data Protection
FGAB Student Conduct Policy: Electronic Devices
FGAD Student Rights and Responsibilities Bullying, Cyber-bullying, Hazing, and Abusive Conduct
FH Student Discipline
FHA Safe Schools
FHAF Safe Schools Emergency Safety Interventions
FHC Notification Received from Juvenile Courts
FI Student Fees, Fines, and Charges
FK School Uniforms
GA Public Information Program Public Records
GAA Government Data Privacy
GBA Board of Education Hotline
GCA Conduct on School Premises
GCD Political Party Use of School Meeting Facilities
GCG School Climate Surveys
GE School Community Councils
GJ Child Sexual Abuse and Human Trafficking Prevention Education

Policies Changing "Certified" Employee Terminology:

BDAB President of the Board: Duties
BLA Administrative Personnel: Duties of Principals
CGA School Plant: Hazardous Materials
DBB Contracts: Education Support Professionals
DBD Limitations on Extra Duty Assignments
DGA Education Support Professional Evaluation
DHA Orderly School Termination for Employees
DHB Reduction in Force
DHC Redress of Grievances
DKBA District Employee and Student Relations
DKC Family Medical Leave

Policies With Non-substantive Changes

BAA Board Legal Status: Powers and Duties
BBA Board Members: Eligibility and Qualifications
BBB Board Members: Elections and Redistricting
BDA Board Internal Organization: Other Officers
BE Board Meetings
BEB Board Meetings Recordings and Minutes
BEC Board Meetings: Closed Meetings
BEE2 Board Meetings: Electronic Meetings Electronic Meetings Authorized
BFA School Closures and Boundary Changes
BJB Superintendent: Qualifications and Responsibilities
BKB Business Administrator: Qualifications and Responsibilities
BU District Annual Reports
CAB Revenue and Budgeting: Local Revenue
CAD Revenue and Budgeting: District Audit Committee
CAF Financial Reporting
CAG District Fiscal Responsibilities
CBA General Procurement Policies
CBB Procurement: Awarding Contracts by Bidding
CBD Procurement: Awarding Contracts by Request for Proposals
CBDA Procurement: Request for Statement of Qualifications
CBDB Procurement: Approved Vendor List Process
CBDC Procurement: Procurement of Professional Services
CBE Procurement: Small Purchases
CBF Procurement: Exceptions to Standard Procurement Processes
CBH Procurement: Interaction with Other Procurement Units
CBJ Procurement: Contractor Oversight
CBJA Procurement: Education Contractor Oversight

CCB Procurement of Construction: Construction Bonds and Security
CCC Procurement of Construction: Limitation on Change Orders
CCE Procurement of Construction: Construction Management Methods
CCF Procurement of Construction: Procurement of Design Professional Services
CCG Procurement of Construction: Construction and School-Site Acquisition Requirements
CDA Procurement Appeals and Oversight: Procurement Protests and Debarment Proceedings
CEB District Emergency Response Plan
CEC Contracts for School Resource Officer Services
CJ Transportation
CJAA Transportation: Planning and Funding: Funding
CJAC Transportation: Planning and Funding: Route Planning
CK Cash Receipts and Expenditures
DAA Employment Objectives: Nondiscrimination
DAB Employment: Licensure
DABB Employment: Student Support Scope of Practice
DAC Employment: Background Checks
DAJ Accommodations for Employee Religious Belief or Conscience
DBG Reemployment of Retirees
DCA Administration Relations
DDA Reporting of Child Abuse
DDB Reporting of Student Prohibited Acts
DDAA Child Sexual Abuse and Human Trafficking Prevention Education
DEAB Procurement of Workers Compensation Insurance
DG Certified Employee Evaluation
DHD Employment Relations: Employee Associations and Wage Deductions
DKAB Hiring Preference of Veterans and Veterans' Spouses
DKB Sexual Harassment
DKE Postpartum and Parental Leave
DLB Grievances Regarding Abusive Conduct
DMA Employee Acceptable Use of Electronic Devices
DMB Employee Acceptable Use of District Electronic Devices
DMC Use of District Email for Political Purposes
EBA Term of Instruction: School Year
EBB Term of Instruction: School Day
ECE Curriculum: College Course Work
ECG Curriculum: American Heritage
EDB Special Programs: Dropout Prevention and Recovery
EEEA Instructional Resources: Evaluation and Selection of Library Material
EEEC Instructional Resources: Evaluation and Selection of Other Learning Material
EFC Grading: Participation of Home School, Scholarship, and Private School Students in Statewide Assessments
EGA Guidance: Individual Learning Plan/Plan for College and Career Readiness
EHE Graduation: Adult Education Graduation
FA Equal Educational Opportunities
FAB Transgender Students

FABB Use of Sex-Designated Facilities
FAD Student Notifications
FBBA Dual Enrollment
FBBB Participation in Online Education
FDAC Health Requirements and Services Medical Treatment
FDAD Health Requirements and Services Communicable Diseases
FDAF Concussion and Head Injury
FDF Positive Behaviors Plan
FF Student Activities
FFD Student Activities: Non-enrolled District Students' Participation in Extracurricular Activities
FGAD Student Rights and Responsibilities Bullying, Cyber-bullying, Hazing, and Abusive Conduct
FGD Student Rights and Responsibilities Interrogations and Searches
FHAB Safe Schools Sexual Harassment
FHAE Safe Schools Disruptive Student Behavior
FHAG Safe Schools Tobacco and Electronic Cigarettes
GB Public Complaints
GD Parent Access to District Instructional Material
GDA Parent Access to Student Library Information
GF Fundraising and Donations
GFA Fundraising and Donations Private and Non-School-Sponsored Activities and Fundraising
GK Educational Authority of Separated Parents

Recommendation to the Board: Community Access to Advertising at School Locations

Background

Our district receives frequent requests from community organizations (e.g., City Recreation Little League, 4H, civic clubs) to advertise opportunities for youth. These programs provide meaningful enrichment and community service. However, concerns have been raised about the perception that the district is entering into a partnership with organizations we do not **govern**, which could create liability and reputational risk.

Challenge

- **Benefit:** Students and families gain access to local services and enrichment opportunities that support their development.

- **Risk:** Without clear rules, the district may appear to endorse or partner with organizations outside our governance, exposing us to potential risk.

Recommendation

Adopt a **"Community Access to Information" procedure** that provides neutral access while protecting the district. Key components:

1. **Neutral Bulletin Board/Calendar**

    - Each school will maintain a designated physical or digital space for community notices.

    - All postings must serve youth/family enrichment purposes (e.g., recreation, service, educational opportunities).

2. **Mandatory Disclaimer**

    - Every flyer, notice, or posting must include:
      "This activity is not sponsored by [District/School]. The District assumes no responsibility for the conduct or safety of the program."

3. **Approval & Oversight**

    - Principals (with business administrator review if needed) will approve postings to ensure consistency with board policy, ethics standards, and community values.

    - The district retains discretion to deny postings that are inconsistent with law, district values, or that create undue risk.

4. **Facilities Use Agreements for Events**

    - If an outside group wishes to use district property for meetings or activities, a facilities use agreement (with proof of insurance) is required.

5. **Equal Access Standard**

    - The same rules apply to all organizations (4H, city rec, church groups, civic clubs, etc.) to avoid favoritism.

    - No preferential treatment or district endorsement will be given.

Rationale

This approach provides:

- **Access** to community programs that benefit students.
- **Clarity** that the district does not endorse or govern these groups.
- **Protection** against liability or perceptions of favoritism.

Board Decision Requested

The board is asked to approve adoption of the **Community Access to Information procedure** as outlined above.

Truth in Taxation Public Hearing

Thursday, August 21, 2025 6:00 PM
Garfield County Courthouse, 55 S Main St., Panguitch, UT 84759

I. **Call to Order**

II. **Statement of Purpose**

Lane introduced the topic of the truth in taxation hearing. He provided an overview of the amount of the increase, what the funds will be used for, and discussed the reasons the increase is taking place.

III. **Public Comment**

Public Comment: Bill Wepner

- Bill Wepner questions the increase in revenue and the definition of a certified tax rate.
- He argues that the increase in revenue is not in line with the definition of a certified tax rate, which should remain stable.
- Wepner mentions his experience on the board and the historical trend of lowering school taxes.
- He questions the need for the $1.07 million increase and suggests bonding for capital expenditures.

Public Comment: Brenda Beckler

- Brenda Beckler expresses concerns about the impact of increasing taxes on local residents, particularly those on fixed incomes.
- She suggests exploring other funding options like cutting unnecessary expenditure or seeking private funding.
- Beckler asks for details on how the taxes will be used and mentions a neighbor's concerns about building a cabin due to increased taxes.

Public Comment: Steve Garrett

- Steve Garrett presents his tax bill and questions the significant increase in taxes.
- He argues that the increase is not in line with the state's truth in taxation law, which should decrease rates with increasing property values.
- Garrett mentions his recent conversation with the state about the truth in taxation law and the need for adjustments.
- He suggests the district should cut back on expenses and not expect taxpayers to bear the burden.

Public Comment: Harshad Desai

- Harshad Desai emphasizes the importance of adhering to the state's truth in taxation law.
- He argues that the increase in property values should result in a decrease in tax rates to maintain revenue neutrality.
- Desai suggests the district should address the

issue with the county commission if the state's law is not being followed.
- He mentions the significant increase in property values and the need for adjustments in tax rates.

Public Comment: Nathaniel Colt

- Nathaniel Colt expresses his support for the homework and knowledge brought to the meeting by other speakers.
- He shares his personal experience with property tax increases and the impact on his budget.
- Colt suggests the district should cut back on expenses and not expect taxpayers to bear the burden.
- He mentions his intention to hire an attorney to grieve the tax increase and possibly change his residency.

Public Comment: Steve Lambert

- Steve Lambert shares his experience with property tax increases and the impact on his properties.
- He questions the significant increase in taxable value for properties with no improvements.
- Lambert mentions his properties in Sky Valley and the increase in taxable value despite no changes.
- He expresses frustration with the increase and the lack of understanding behind the calculations.

Public Comment: Shannon Fawson

- Shannon Fawson compares the school district to a public company and questions its financial management.
- She mentions her frustration with the increase in taxes and the lack of transparency in the district's financial decisions.
- Fawson suggests the distrit should cut back on expenses and not expect taxpayers to bear the burden.
- She expresses her intention to take further action if the tax increase is not addressed.

Public Comment: Brent Night

- Brent Night shared his experience with the tax increase on his summer home property.
- He asked for clarification on the need to build a new middle school.

Public Comment: Justin Whitlock

- Justin Whitlock shared his concerns regarding the recent property tax increase.
- He encouraged the board to explore alternative options to help offset costs rather than raising the tax rate.
- He expressed frustration with overtaxation and asked the board to work collaboratively with citizens to identify solutions other than increasing taxes.

Public Comment: Lance Syrett

- Lance Syrett expressed his disappointment with the tax increase and shared how it will personally impact him.
- He asked whether the district had discussed the tax rate with the county government.
- He requested clarification regarding the additional one million dollars.
- He voiced frustration over the tax increase, noting that other states are considering eliminating property taxes altogether.

Public Comment: Denise Payne

- Denise Payne shared her frustration with the tax increase and the size of the increase this year.
- She asked why the tax rate had not been raised gradually over the past several years and requested clarification on where the additional funds will be allocated.

Lane addressed many of the comments made by audience members including the total dollar figure, the uses of funds, and other matters.

Board members commented on the truth in taxation situation and their positions on the matter.

IV. Board Action Item

IV.A.Tax Rate

Curtis made a motion to ratify the rates as presented.

The motion was seconded by Jared. The motion passed 4-1 with Ralph voting Nay.

V. **Adjournment**

Garfield County School District

145 E. Center St., PO Box 398, Panguitch, UT 84759
435-676-8821

DATE: **September 17, 2025**

TO: **Garfield Board of Education**

FROM: **Lane Mecham, Business Administrator**

RE: **September Finance Report**

The year is progressing normally and receipts are coming in as expected. No concerns to report at this time.

Revenues (Excluding Transfers)

	Budget	YTD Actual	% of Budget
M&O (General Fund)	$22,366,108	$4,500,015	20.12%
Capital Projects Fund	$2,143,108	$112,546	5.25%
Combined	$24,509,216	$4,612,561	18.82%

Expenditures

	Budget	YTD Actual	% of Budget
M&O (General Fund)	$20,614,853	$1,557,684	7.56%
Capital Projects Fund	$6,845,000	$1,621,562	23.69%
Combined	$27,459,853	$3,179,246	11.58%

Change in Net Position (Adding Back Capital Leases and Transfers)

	Budget	YTD Actual
M&O (General Fund)	$1,751,255	$2,942,331
Capital Projects Fund	($4,701,892)	($1,509,016)
Other Sources/(Uses)	$0	$0
Combined	($2,950,637)	$1,433,315
		+

This is my report, if the Board or public has any questions, I encourage them to contact me through email at lane.mecham@garfk12.org or by phone at 435-676-1302.

Sincerely,

Lane Mecham

Lane Mecham
Business Administrator

GARFIELD COUNTY SCHOOL DISTRICT

Substitute Teacher Hiring Documentation Form

APPLICANT MUST SUBMIT A COMPLETED GCSD CLASSIFIED EMPLOYMENT APPLICATION & THIS FORM PRIOR TO SCHEDULING BACKGROUND CHECKS

NAME Emily Rose HM PHONE ( ) _____

ADDRESS 361 W 100 S CELL (435) 592-5430

CITY Tropic STATE UT ZIP 84776

EMAIL emily.pierson22@hotmail.com

Identify the days of the week you are available to work. Mark your choices with an "X".

IF YOU ARE AVAILABLE ALL DAYS, CHECK HERE ✓

(A.M.) MON___ TUES___ WED___ THURS___ FRI___

(P.M.) MON___ TUES___ WED___ THURS___ FRI___

Please choose the types of locations. Mark your choices with an "X".

SCHOOLS	LOCATION
✓ Elementary School	___ Antimony
✓ High/Middle School	___ Boulder
___ Both	✓ Bryce Valley
	___ Escalante
Custodial Sub ___	___ Panguitch
Food Service Sub ___	

For School Use Only:

OK Substitute training has been provided by the authorized Administrator.

OK Candidate has been informed position is contigent upon successful background check and board of education approval.

OK Instructions have been given for candidate to schedule a background check and take the following items to complete payroll paperwork: Current Driver's License, SS Card, Voided Check or Saving's Deposit Slip.

Administrator's Signature: [signature] Date: Aug. 20, 2025

10/16/2017

IGNITING HEARTS AND MINDS
Garfield School District

GARFIELD COUNTY SCHOOL DISTRICT

Substitute Teacher Hiring Documentation Form

*****APPLICANT MUST SUBMIT A COMPLETED GCSD CLASSIFIED EMPLOYMENT APPLICATION & THIS FORM PRIOR TO SCHEDULING BACKGROUND CHECKS*****

NAME Laura Bowers HM PHONE (__) _____

ADDRESS 2305 E. Casto Canyon CELL (619) 823-6273

CITY Panguitch STATE Ut ZIP 84759

EMAIL bowers_lb@yahoo.com

Identify the days of the week you are available to work. Mark your choices with an "X".

IF YOU ARE AVAILABLE ALL DAYS, CHECK HERE _____

(A.M.) MON X TUES X WED X THURS X FRI ___

(P.M.) MON ___ TUES ___ WED ___ THURS ___ FRI ___

Please choose the types of locations. Mark your choices with an "X".

SCHOOLS	LOCATION
___ Elementary School	___ Antimony
___ High/Middle School	___ Boulder
X Both	___ Bryce Valley
Custodial Sub ___	___ Escalante
Food Service Sub ___	X Panguitch

For School Use Only:

✓ Substitute training has been provided by the authorized Administrator.

✓ Candidate has been informed position is contigent upon successful background check and board of education approval.

✓ Instructions have been given for candidate to schedule a background check and take the following items to complete payroll paperwork: Current Driver's License, SS Card, Voided Check or Saving's Deposit Slip.

Administrator's Signature: [signature] Date: 08/30/2025

GARFIELD COUNTY SCHOOL DISTRICT

Substitute Teacher Hiring Documentation Form

APPLICANT MUST SUBMIT A COMPLETED GCSD CLASSIFIED EMPLOYMENT APPLICATION & THIS FORM PRIOR TO SCHEDULING BACKGROUND CHECKS

NAME Kyra Binkerhoff HM PHONE (435) 633 3715

ADDRESS 60 south 100 East CELL (435) 633 3236

CITY Tropic STATE Utah ZIP 84776

EMAIL kyrabrink27@gmail.com

Identify the days of the week you are available to work. Mark your choices with an "X".

IF YOU ARE AVAILABLE ALL DAYS, CHECK HERE X

(A.M.) MON____ TUES____ WED____ THURS____ FRI____

(P.M.) MON____ TUES____ WED____ THURS____ FRI____

Please choose the types of locations. Mark your choices with an "X".

SCHOOLS	LOCATION
X Elementary School	____ Antimony
____ High/Middle School	____ Boulder
____ Both	X Bryce Valley
	____ Escalante
Custodial Sub ____	____ Panguitch
Food Service Sub ____	

For School Use Only:

CR Substitute training has been provided by the authorized Administrator.

CR Candidate has been informed position is contigent upon successful background check and board of education approval.

CR Instructions have been given for candidate to schedule a background check and take the following items to complete payroll paperwork: Current Driver's License, SS Card, Voided Check or Saving's Deposit Slip.

Administrator's Signature: [signature] Date: 8.21.2025

10/16/2017

Garfield County School District

Hiring Documentation

School: BES Position: Para/Cust./Food Service Date: 8-25-2025

All Applicants

Name	Name
Heidi Sola	

Applicants Interviewed

Name	Name
Heidi Sola	

Interview Committee or Screening Committee

Name	Position
	Community Council Member
John Dodds	District Employee
Andria Roghaar	District Employee
Lucas Tamminen	
Andy Rice	

Recommendation for position(s):

Heidi Sola

Signature of Administrator: John Dodds

Garfield County School District

Hiring Documentation

School: Garfield Online Position: Full-Time Teacher Date: 8/22/25

All Applicants

Name	Name
Jenae Raban	
Judy Rembacz	
Abby Garrett	
Kyra Duncan	

Applicants Interviewed

Name	Name
Jenae Raban	
Judy Rembacz	
Abby Garrett	
Kyra Duncan	

Interview Committee or Screening Committee

Name	Position
Madison Parler	Community Council Member
John Dodds	District Employee
Kimberly Blood	District Employee
Sally James	
Taylor Steed	

Recommendation for position(s):

Jenae Raban

Signature of Administrator:

IGNITING HEARTS AND MINDS

Garfield School District

GARFIELD COUNTY SCHOOL DISTRICT

Substitute Teacher Hiring Documentation Form

NAME Angie ~~Bailey~~ Bailey HM PHONE (___) _____

ADDRESS 5 Sde N 200 E CELL (435) 690-0689

CITY Panguitch STATE UT ZIP 84759

EMAIL angeleebailey12@gmail.com

Identify the days of the week you are available to work. Mark your choices with an "X".

IF YOU ARE AVAILABLE ALL DAYS, CHECK HERE _____

(A.M.) MON___ TUES X WED X THURS X FRI___

(P.M.) MON___ TUES X WED X THURS X FRI___

Please choose the types of locations. Mark your choices with an "X".

SCHOOLS	LOCATION
X Elementary School	___ Antimony
___ High/Middle School	___ Boulder
___ Both	___ Bryce Valley
	___ Escalante
	X Panguitch (SPED & Preschool only)

For School Use Only:

X Substitute training has been provided by the authorized Administrator.

X Candidate has been informed position is contigent upon successful background check and board of education approval.

X Instructions have been given for candidate to schedule a background check and take the following items to complete payroll paperwork: Current Driver's License, SS Card, Voided Check or Saving's Deposit Slip.

Administrator's Signature: Lisa Berenholt Date: 8/26/25

Garfield County School District

Hiring Documentation

School: Bryce Valley High School Position: 14 Hour Para Position Date: 8/27/25

All Applicants	
Name	Name
Heather Gray	

Applicants Interviewed	
Name	Name
Heather Gray	

Screening Committee	
Name	Position
Kristine Nez	
Rowdy Miller	District Employee
Samie Ott	District Employee

Recommendation for position(s): Heather Gray

Signature of Administrator:

IGNITING HEARTS AND MINDS

Garfield School District

TO EMPOWER AND MOTIVATE LIFELONG LEARNERS

GARFIELD COUNTY SCHOOL DISTRICT

Substitute Teacher Hiring Documentation Form

NAME Sharla Poast HM PHONE (___) _____

ADDRESS 456 S 600 West #563 CELL (702) 372-3854

CITY Escalante STATE Utah ZIP 84726

EMAIL sharla.poast@garfk12.org

Identify the days of the week you are available to work. Mark your choices with an "X".

IF YOU ARE AVAILABLE ALL DAYS, CHECK HERE ✓

(A.M.) MON____ TUES____ WED____ THURS____ FRI____

(P.M.) MON____ TUES____ WED____ THURS____ FRI____

Please choose the types of locations. Mark your choices with an "X".

SCHOOLS	LOCATION
✓ Elementary School	____ Antimony
✓ High/Middle School	____ Boulder
✓ Both	____ Bryce Valley
	✓ Escalante
	____ Panguitch

For School Use Only:

RS Substitute training has been provided by the authorized Administrator.

RS Candidate has been informed position is contigent upon successful background check and board of education approval.

RS Instructions have been given for candidate to schedule a background check and take the following items to complete payroll paperwork: Current Driver's License, SS Card, Voided Check or Saving's Deposit Slip.

Administrator's Signature: _____ Date: 8/28/25

Garfield County School District

Hiring Documentation

School: Bryce Valley Elementary Position: RBT Para Specialist Date: 8/27/2025

All Applicants

Name	Name
Erica Shakespear	
Adam Platt	
Beth Johnson	

Applicants Interviewed

Name	Name
Erica Shakespear	
Adam Platt	
Beth Johnson	

Interview Committee or
Screening Committee

Name	Position
Trista Rich	District Employee
Becky Dalton	District Employee
Makayla Chamberlain	District Employee
Amber Williams	Community Member / Parent

Recommendation for position(s):
We recommend that Erica Shakespear be hired as a Registered Behavior Technician Para Specialist.

Signature of Administrator:

IGNITING HEARTS AND MINDS

Garfield School District

GARFIELD COUNTY SCHOOL DISTRICT

Substitute Teacher Hiring Documentation Form

NAME Kayla BoShell HM PHONE ( )

ADDRESS P.O. Box 944 CELL (435) 531-6733

CITY Panguitch STATE UT ZIP 84759

EMAIL Kaybosh10@gmail.com

Identify the days of the week you are available to work. Mark your choices with an "X".

IF YOU ARE AVAILABLE ALL DAYS, CHECK HERE _____

(A.M.) MON X TUES X WED X THURS X FRI ___

(P.M.) MON ___ TUES ___ WED ___ THURS ___ FRI ___

Please choose the types of locations. Mark your choices with an "X".

SCHOOLS	LOCATION
____ Elementary School	____ Antimony
____ High/Middle School	____ Boulder
____ Both	____ Bryce Valley
X Preschool	____ Escalante
	X Panguitch

For School Use Only:

X Substitute training has been provided by the authorized Administrator.

X Candidate has been informed position is contigent upon successful background check and board of education approval.

X Instructions have been given for candidate to schedule a background check and take the following items to complete payroll paperwork: Current Driver's License, SS Card, Voided Check or Saving's Deposit Slip.

Administrator's Signature: Lisa Breinholt Date: Sept 5, 2025

IGNITING HEARTS AND MINDS
Garfield School District

GARFIELD COUNTY SCHOOL DISTRICT

Substitute Teacher Hiring Documentation Form

NAME William Raven HM PHONE (435) 690-9936

ADDRESS 4620 N. Navajo CELL ( ) "

CITY Boulder STATE UT ZIP 84716

EMAIL BillRaven@gmail.com

Identify the days of the week you are available to work. Mark your choices with an "X".

IF YOU ARE AVAILABLE ALL DAYS, CHECK HERE _____

(A.M.) MON X TUES X WED X THURS X FRI X

(P.M.) MON X TUES X WED X THURS X FRI X

Please choose the types of locations. Mark your choices with an "X".

SCHOOLS

X Elementary School

X High/Middle School

____ Both

LOCATION

____ Antimony

X Boulder

____ Bryce Valley

X Escalante

____ Panguitch

For School Use Only:

_____ Substitute training has been provided by the authorized Administrator.

_____ Candidate has been informed position is contigent upon successful background check and board of education approval.

_____ Instructions have been given for candidate to schedule a background check and take the following items to complete payroll paperwork: Current Driver's License, SS Card, Voided Check or Saving's Deposit Slip.

Administrator's Signature: _____ Date: 9/9/25

Garfield County School District

Hiring Documentation

School: Escalante Elementary Position: Paraprofessional Date: 259/11/1

All Applicants

Name	Name
Brittney Nelson	
Cameo McMurtrey	
Malisa Spencer	

Applicants Interviewed

Name	Name
Brittney Nelson	
Cameo McMurtrey	
Malisa Spencer	

Interview Committee or Screening Committee

Name	Position
	Community Council Member
	District Employee
	District Employee
Tari Cottam	EES Secretary
Justine McDonald	EES RBT Paraprofessional
Maggie McAndrews	EES Sped Teacher
Larry Marshall	EES Teacher
Ryan Bytheway	EES Principal

Recommendation for position(s):

Brittney Nelson

Signature of Administrator: Ryan Bytheway

Garfield County School District

Hiring Documentation

School: Escalante Elementary Position: Para/Librarian Date: 9/11/25

All Applicants

Name	Name
Grace Welker	Brittney Nelson
Cameo McMurtrey	Malisa Spencer

Applicants Interviewed

Name	Name
Grace Welker	Brittney Nelson
Cameo McMurtrey	Malisa Spencer

Interview Committee or Screening Committee

Name	Position
	Community Council Member
	District Employee
	District Employee
Tari Cottam	EES Secretary
Maggie McAndrews	EES Sped Teacher
Justine McDonald	EES RBT Paraprofessional
Larry Marshall	EES Teacher
Ryan Bytheway	EES Principal

Recommendation for position(s):

Grace Welker

Signature of Administrator: Ryan Bytheway

August 25, 2025

To whom it may concern,

Please accept this as my formal resignation from the substitute teacher position for Garfield County School District. Due to the starting of my own academic school year, I will no longer be available to work. Thank you for offering me the position.

Best wishes and thank you,

Alecia Heaton

Enrollment as September 16, 2025 – 1,331*

*Decrease of 158 students from August 2025 (1,489)

Garfield School District 2025 2026 2027 Reports Groups Setup Codes

Enrollment Schools Status Race Sex

Active Students Grade:	PK	K	1	2	3	4	5	6	7	8	9	10	11	12	Total
Boulder Elementary				1	1		2	1							5
Bryce Valley Elementary	10	18	18	15	21	22	20	21							145
Escalante Elementary	21	8	14	16	8	11	10	15							103
Garfield Online School		86	110	90	80	64	53	41							524
Panguitch Elementary	40	29	26	29	29	28	36	29							246
Bryce Valley High School									15	24	26	10	29	19	123
Escalante High School									12	9	10	15	8	9	63
Panguitch High School									34	29	26	36	31	37	193
Effective 9/16/2025	71	141	168	151	139	125	121	107	61	62	62	61	68	65	1402
													Pre K		-71
													K-12 Total		1,331

Pre-K Enrollment

Garfield School District

Enrollment

Schools

Active Students	Grade:	PK - Total	3 yr	4 yr	5 yr
Boulder Elementary		0	0	0	0
Bryce Valley Elementary		10	3	7	0
Escalante Elementary		21	9	11	1
Panguitch Elementary		40	18	20	2
Total		**71**	**30**	**38**	**3**

UTAH STATE BOARD OF EDUCATION
MODEL AFFIDAVIT AND EXEMPTION CERTIFICATE
FOR HOME SCHOOL INSTRUCTION

Student(s) #	Student Name(s)	M/F	Birth Date(s)	Student(s) Boundary School
	Kayslee Clark	F	11/6/08	Panguitch /Garfield
	McKayden Clark	M	8/17/11	" "
	Huntlee Smith	F	8/8/16	" "
	Hunter Smith	M	7/13/17	" "

Address:	City:	Zip Code:
P.O. Box 1024	Panguitch	84759

Parent / Guardian:	Address (if different than student):
Ashlee Smith	

Reason for Home Schooling (optional):

PARENT / GUARDIAN AFFIDAVIT

I Ashlee Smith, (Parent/Guardian) of the above named student(s), declare my intent to home school my student(s). I understand and agree:

1. I am solely responsible for the education of my student(s), except to the extent my student is dually enrolled in a public school.
2. I am solely responsible for the selection of instructional materials and textbooks.
3. I am solely responsible for the setting the time, place and method of instruction.
4. I am solely responsible for the evaluation of the home school instruction.

I accept full responsibility for my student and that he/she may not qualify for a high school diploma issued by the Garfield School District or any of its schools.

(For students with IEPs or identified through child find): My decision to home school does not in any way imply that the school district did not provide a free and appropriate public education and I understand and agree that my student has no individual right to receive some or all of the special education and related services he/she would receive if enrolled in a public school in Garfield School District, unless I have arranged for dual enrollment consistent with state law, Section 53G-6-702 and Utah State Board of Education Rule, R277-438.

I understand and agree I may not assume responsibility for the education of my child if I have ever been or if I become convicted of child abuse or have a substantiated finding of child abuse against me as defined in Utah Code 53G-6-204

I have read this agreement and understand my obligations as a home school parent / guardian.

Parent/Guardian Signature: Ashlee Smith Date: 8/22/25

Note: the information on this form is for school / school district use only. If schools/school districts release home school information as "directory information," schools/school districts must do so consistent with federal law.

Updated 1/13/25

EXEMPTION CERTIFICATE FOR HOME SCHOOL INSTRUCTION

(To be issued by school district)

A signed affidavit filed with the school district shall remain in effect as long as:

1. The school-age child attends home school;
2. The school district where the affidavit was filed remains the school-age child's district of residence; and
3. The parent or legal guardian who filed the signed affidavit has not been convicted of child abuse by a court or competent jurisdiction.

The students listed above are exempt from compulsory education based on the parent's/guaridan's signed affiidavit.

School District Representative Signature

8/27/25

Date

Notice of Intent to Home School August 30, 2025

To the Garfield County School District and Superintendent John Dodds,

I, Kayenta Southam, hereby notify the school district of Garfield County that I am home educating (i.e. home schooling) my child, Sion Southam, age 6. I intend to be responsible for the education of my child and will be giving them an education in accordance with Utah law. I take full responsibility for the education of my child in accordance with Utah Code 53G-6-204.

I also expressly prohibit the release of any and all information contained in this letter, including directory information as defined in 20 U.S.C. Subsection 1232g(a)(5)(A), without prior written consent by the undersigned. In addition the above information shall be classified as PRIVATE under Utah State Law.

Sincerely,
Kayenta Southam

Kayenta R Southam

Sandstone Home Education

PO box 1366
Boulder, UT 84716

forrestglade@gmail.com

UTAH STATE BOARD OF EDUCATION
MODEL AFFIDAVIT AND EXEMPTION CERTIFICATE
FOR HOME SCHOOL INSTRUCTION

Student(s) #	Student Name(s)	M/F	Birth Date(s)	Student(s) Boundary School
2915	Ashton Lee Soper	M	3-17-10	Panguitch High School

Address:	City:	Zip Code:
98 South Main P.O. Box 748	Panguitch	84759

Parent / Guardian:	Address (if different than student):
Mandy Soper	

Reason for Home Schooling (optional): Will not go to regular School

PARENT / GUARDIAN AFFIDAVIT

I Mandy Soper, (Parent/Guardian) of the above named student(s), declare my intent to home school my student(s). I understand and agree:

1. I am solely responsible for the education of my student(s), except to the extent my student is dually enrolled in a public school.
2. I am solely responsible for the selection of instructional materials and textbooks.
3. I am solely responsible for the setting the time, place and method of instruction.
4. I am solely responsible for the evaluation of the home school instruction.

I accept full responsibility for my student and that he/she may not qualify for a high school diploma issued by the Garfield County School District or any of its schools.

(For students with IEPs or identified through child find): My decision to home school does not in any way imply that the school district did not provide a free and appropriate public education and I understand and agree that my student has no individual right to receive some or all of the special education and related services he/she would receive if enrolled in a public school in Garfield County School District, unless I have arranged for dual enrollment consistent with state law, Section 53G-6-702 and Utah State Board of Education Rule, R277-438.

I have read this agreement and understand my obligations as a home school parent / guardian.

TO BE SIGNED BEFORE A NOTARY:

Parent/Guardian Signature: Mandy Soper Date: 9/10/25

Subscribed and sworn to before me this 10 **day of** September ,20 25

Notary Public Kim Brinkerhoff

My Commission expires: 6-2-2026

Residing at: Garfield County

Note: the information on this form is for school / school district use only. If schools/school districts release home school information as "directory information," schools/school districts must do so consistent with federal law.

KIM BRINKERHOFF
Notary Public
State of Utah
My Commission Expires 06/02/2026
COMMISSION NUMBER 725054

ADA Compliant 04/2022

EXEMPTION CERTIFICATE FOR HOME SCHOOL INSTRUCTION

A signed and notarized affidavit filed with the school district shall remain in effect as long as:

1. The school-age child attends home school;
2. The school district where the affidavit was filed remains the school-age child's district of residence; and
3. The parent or legal guardian who filed the signed and notarized affidavit has not been convicted of child abuse by a court or competent jurisdiction.

The following student(s) are exempt from compulsory attendance for the 2025-2026 school year, based upon the parent's/guardian's signed Affidavit , submitted on _____ 20 _____

THIS EXEMPTION EXPIRES: _____

Authorized Signature: _____ Date: 9/10/25

Note: The information on this form is for school / school district use only. If the school / school district releases home school student information as "directory information," the school / school district must do so consistent with federal law.

Garfield County School District
145 E Center St., Panguitch, UT 84759
Phone: 435-676-8821

Athletic Schedule Assurance Form

Coach's Name: Clint Barney

Coach's Title: Panguitch Boys Basketball Coach

School Name: Panguitch

Sport/Team: Basketball (Boys)

Year/Season: 2025-2026

As the coach of the above-mentioned team, I hereby assure the board of education and the school administration that the following commitments will be upheld for the upcoming year/season:

1. Student-to-Coach Ratio:
   - [x] A 15:1 student-to-coach ratio will be maintained to ensure adequate supervision and support for all students.
2. District Transportation:
   - [x] I will be responsible for scheduling district transportation for all events and activities as per the established protocols.
3. State and District Travel Guidelines:
   - [x] All state and district guidelines for travel will be followed to ensure the safety and compliance of our trips.
   - [x] I will prioritize instructional time and follow the district guidelines that are designed to limit time out of school.
4. Non-Traditional Accommodations:
   - [x] Any non-traditional accommodations such as Airbnb or similar services will be used only with the prior permission of the superintendent.
5. Parental Notification of Costs:
   - [x] Parents will be notified of all costs associated with each trip well in advance, ensuring transparency and allowing ample time for planning.

UHSAA 150 MILE Contest Approval Form

All practice games over 150 miles one way in any sport must be approved by the local board of education. This form must be completed and attached with the eligibility list of that particular sport and include data for each trip.

School Panguitch High **Sport** Boys Basketball female ☐ male ☒

Date of contest	Number miles (one way)	Destination	Level of play (var., j.v., soph. fresh.)
December 5, 2025 Return December 6, 2025	280	Blanding / Green River	Varsity, JV, Freshmen

Signature of School Board President *Date*

Please duplicate this form for use in each sport

UHSAA 150 MILE Contest Approval Form

All practice games over 150 miles one way in any sport must be approved by the local board of education. This form must be completed and attached with the eligibility list of that particular sport and include data for each trip.

School Panguitch **Sport** Boys Basketball female ☐ male ☒

Date of contest	Number miles (one way)	Destination	Level of play (var., j.v., soph. fresh.)
December 19, 2025 return December 20, 2025	197	Price	Varsity, JV

Signature of School Board President *Date*

Please duplicate this form for use in each sport

UHSAA 150 MILE Contest Approval Form

All practice games over 150 miles one way in any sport must be approved by the local board of education. This form must be completed and attached with the eligibility list of that particular sport and include data for each trip.

School Panguitch **Sport** Boys Basketball female ☐ male ☒

Date of contest	Number miles (one way)	Destination	Level of play (var., j.v., soph. fresh.)
December 29, 2025 Return December 30, 2025	156	Mesquite, NV	Varsity, JV



Signature of School Board President *Date*

Please duplicate this form for use in each sport

PANGUITCH HIGH SCHOOL BOYS' BASKETBALL SCHEDULE (2025-2026)

DATE	HOME TEAM	VISITING TEAM	TIME
November 21 (Friday)	Panguitch	El Capitan	3:00 & 6:00
November 25 (Tuesday)	Panguitch	Enterprise	4:00, 5:30 & 7:00
December 3 (Wednesday)	Panguitch	Millard	4:00, 5:30 & 7:00
December 5 (Friday)	San Juan	Panguitch	4:00, 5:30 & 7:00
December 6 (Saturday)	Green River	Panguitch	3:00 & 4:30
December 10 (Wednesday)	Wayne	Panguitch	5:30 & 7:00
December 12 (Friday)	Panguitch	Tintic	4:30 & 6:00
December 13 (Saturday)	Cedar	Panguitch	Fresh – 4:00 JV – 5:30
December 18 (Thursday)	Panguitch	Piute	5:30 & 7:00
December 19 (Friday)	Pinnacle Tournament	Panguitch	TBA
December 20 (Saturday)	Pinnacle Tournament	Panguitch	TBA
December 29 (Monday)	Mesquite Tournament	Panguitch	4:30 & 6:00 PST
December 30 (Tuesday)	Mesquite Tournament	Panguitch	10:00 & 11:30 PST
January 6 (Tuesday)	Escalante	Panguitch	5:30 & 7:00
January 9 (Friday)	Parowan	Panguitch	4:00, 5:30 & 7:00
January 13 (Tuesday)	Panguitch	Bryce Valley	5:30 & 7:00
January 15 (Thursday)	Panguitch	Valley	5:30 & 7:00
January 16 - 17 (Fri. & Sat.)	Sophomore Tournament at Piute		TBA
January 21 (Wednesday)	Milford	Panguitch	5:30 & 7:00
January 23 (Friday)	Panguitch	Wayne	5:30 & 7:00
January 27 (Tuesday)	Panguitch (HOF)	Kanab	4:00, 5:30 & 7:00
January 29 (Thursday)	Bryce Valley	Panguitch	5:30 & 7:00
February 4 (Wednesday)	Panguitch	Water Canyon	5:30 & 7:00
February 12 – 14 (Thurs – Fri.)	Round Region Tournament		
February 21 (Saturday)	State Tournament 1st Round		TBA

February 26 – 28	**1A State Tournament @ SLCC**	**TBA**

****Thanksgiving – Nov. 27 – 30**	****Christmas – Dec. 21-25**	****New Year: Jan. 1**

Garfield County School District
145 E Center St., Panguitch, UT 84759
Phone: 435-676-8821

Athletic Schedule Assurance Form

Coach's Name: Ashlee Miller

Coach's Title: Assistant coach

School Name: Panguitch High School

Sport/Team: Girls Basketball

Year/Season: 2025/2026

As the coach of the above-mentioned team, I hereby assure the board of education and the school administration that the following commitments will be upheld for the upcoming year/season:

1. Student-to-Coach Ratio:
   - ☒ A 15:1 student-to-coach ratio will be maintained to ensure adequate supervision and support for all students.
2. District Transportation:
   - ☒ I will be responsible for scheduling district transportation for all events and activities as per the established protocols.
3. State and District Travel Guidelines:
   - ☒ All state and district guidelines for travel will be followed to ensure the safety and compliance of our trips.
   - ☒ I will prioritize instructional time and follow the district guidelines that are designed to limit time out of school.
4. Non-Traditional Accommodations:
   - ☒ Any non-traditional accommodations such as Airbnb or similar services will be used only with the prior permission of the superintendent.
5. Parental Notification of Costs:
   - ☒ Parents will be notified of all costs associated with each trip well in advance, ensuring transparency and allowing ample time for planning.

By signing below, I acknowledge and commit to these assurances for the well-being and proper management of the students and the team.

Coach's Signature: _____

Date: 08-27-25

Garfield County School District
145 E Center St., Panguitch, UT 84759
Phone: 435-676-8821

Athletic Schedule Assurance Form

Coach's Name: _____Nadine Owens_____

Coach's Title: _____Head Coach_____

School Name: _____Panguitch High School_____

Sport/Team: _____Girls Basketball_____

Year/Season: _____2025/2026_____

As the coach of the above-mentioned team, I hereby assure the board of education and the school administration that the following commitments will be upheld for the upcoming year/season:

1. Student-to-Coach Ratio:
   A 15:1 student-to-coach ratio will be maintained to ensure adequate supervision and support for all students.
2. District Transportation:
   I will be responsible for scheduling district transportation for all events and activities as per the established protocols.
3. State and District Travel Guidelines:
   All state and district guidelines for travel will be followed to ensure the safety and compliance of our trips.
   I will prioritize instructional time and follow the district guidelines that are designed to limit time out of school.
4. Non-Traditional Accommodations:
   Any non-traditional accommodations such as Airbnb or similar services will be used only with the prior permission of the superintendent.
5. Parental Notification of Costs:
   Parents will be notified of all costs associated with each trip well in advance, ensuring transparency and allowing ample time for

planning.

By signing below, I acknowledge and commit to these assurances for the well-being and proper management of the students and the team.

Coach's Signature: _____*Nadine Owens*_____

Date: _____8-25-25_____

Garfield County School District
145 E Center St., Panguitch, UT 84759
Phone: 435-676-8821

Athletic Schedule Assurance Form

Coach's Name: Cathy Woolsey

Coach's Title: Head Coach

School Name: Panguitch High School

Sport/Team: Panguitch Cheerleaders

Year/Season: 2025-2026

As the coach of the above-mentioned team, I hereby assure the board of education and the school administration that the following commitments will be upheld for the upcoming year/season:

1. Student-to-Coach Ratio:
   - ☑ A 15:1 student-to-coach ratio will be maintained to ensure adequate supervision and support for all students.
2. District Transportation:
   - ☑ I will be responsible for scheduling district transportation for all events and activities as per the established protocols.
3. State and District Travel Guidelines:
   - ☑ All state and district guidelines for travel will be followed to ensure the safety and compliance of our trips.
   - ☑ I will prioritize instructional time and follow the district guidelines that are designed to limit time out of school.
4. Non-Traditional Accommodations:
   - ☑ Any non-traditional accommodations such as Airbnb or similar services will be used only with the prior permission of the superintendent.
5. Parental Notification of Costs:
   - ☑ Parents will be notified of all costs associated with each trip well in advance, ensuring transparency and allowing ample time for planning.

By signing below, I acknowledge and commit to these assurances for the well-being and proper management of the students and the team.

Coach's Signature: Cathy Woolsey

Date: 08.13.25

UHSAA 150 MILE Contest Approval Form

All practice games over 150 miles one way in any sport must be approved by the local board of education. This form must be completed and attached with the eligibility list of that particular sport and include data for each trip.

School Panguitch High School ***Sport*** Cheer female ☑ male ☑

Date of **contest**	**Number miles** (one way)	**Destination**	**Level of play** (var., j.v., soph. fresh.)
12/5 or 12/6	206	Timview High School - Winter classic	Whole team - varsity
January 2026 date tba	207	UCCU Center in Orem State competition	Whole team - varsity

Signature of School Board President *Date*

Please duplicate this form for use in each sport

PHS Cheer Competitions 25-26

December 5th or 6th TBD Winter Classic @ Timpview High School

January 17th UHSAA Divisional 3 @ Crimson Cliffs High School

January 20th or 21st TBD State Championships @ UCCU Center

Garfield County School District
145 E Center St., Panguitch, UT 84759
Phone: 435-676-8821

Athletic Schedule Assurance Form

Coach's Name: Gary Syrett

Coach's Title: Head coach

School Name: Bryce Valley

Sport/Team: Boys Basketball

Year/Season: 2025-2026

As the coach of the above-mentioned team, I hereby assure the board of education and the school administration that the following commitments will be upheld for the upcoming year/season:

1. Student-to-Coach Ratio:
   - ☑ A 15:1 student-to-coach ratio will be maintained to ensure adequate supervision and support for all students.
2. District Transportation:
   - ☑ I will be responsible for scheduling district transportation for all events and activities as per the established protocols.
3. State and District Travel Guidelines:
   - ☑ All state and district guidelines for travel will be followed to ensure the safety and compliance of our trips.
   - ☑ I will prioritize instructional time and follow the district guidelines that are designed to limit time out of school.
4. Non-Traditional Accommodations:
   - ☑ Any non-traditional accommodations such as Airbnb or similar services will be used only with the prior permission of the superintendent.
5. Parental Notification of Costs:
   - ☑ Parents will be notified of all costs associated with each trip well in advance, ensuring transparency and allowing ample time for planning.

By signing below, I acknowledge and commit to these assurances for the well-being and proper management of the students and the team.

Coach's Signature: _____

Date: 8-26-25

UHSAA 150 MILE Contest Approval Form

All practice games over 150 miles one way in any sport must be approved by the local board of education. This form must be completed and attached with the eligibility list of that particular sport and include data for each trip.

School Bryce Valley **Sport** Boys Basketball female ☐ male ☒

Date of contest	Number miles (one way)	Destination	Level of play (var., j.v., soph. fresh.)
Dec 12-13	305	Monticello and White Horse	Both Boys and Girls
Dec 19th	153	Tintic in manti	Boys
Jan 3rd	237	Telos Highschool playing manilla	Both Boys and Girls

Signature of School Board President *Date*

Please duplicate this form for use in each sport

Bryce Valley High School
Boys Basketball
2025-26

Starting Date: 10-Nov-25
Game Time: 4:00, 5:30, 7:00 pm (Unless otherwise scheduled)
Coaches: Gary Syrett, Karl Roundy, Bryce Syrett

Day	Date	Contest	Time Change
Wed	19-Nov	BV @ EL Cap (boysand Girls)	
Fri	21-Nov	San Jaun @ BV	
Tue	25-Nov	BV @ MILLARD	
Fri	5-Dec	Green River @ BV (boys & girls)	early start
Sat	6-Dec	Beaver Dam @ BV (boys & girls)	
Tue	9-Dec	Escalante @ BV	
Fri	12-Dec	BV @ Monticello (boys & girls)	
Sat	13-Dec	BV @ Whitehorse (both &girls)	10:00, 11:30,1,2:30
Thu	18-Dec	BV @ Valley	
Fri	19-Dec	BV @ Tintic (boys & girls) Boys might be played at Manti	
Sat	20-Dec		
Sat	27-Dec	Parowan @ BV	2:30,4,5:30
Mon	29-Dec	Tabiona @ BV	
Sat	3-Jan	BV @ Manilla provo (boys and girls)	Early Start
Wed	7-Jan	Wayne @ BV	
Tue	13-Jan	BV @ Panguitch	
Thu	15-Jan	BV @ Piute	
Fri	16-Jan	Soph Tournament (location)	
Sat	17-Jan	Soph Tournament (Location)	
Wed	21-Jan	BV @ Water Canyon	
Fri	23-Jan	BV @ Beaver	
Thu	29-Jan	Panguitch @ BV	
Wed	4-Feb	Milford @ BV	
Thu	12-Feb	Region Home School High Seed	
Fri	13-Feb	Region BBB/GBB @ TBA	
Sat	14-Feb	Region BBB/GBB @ TBA	
Tue	18-Feb	State Play in Game	
Thu	26-Feb	State BBB/GBB @	
Fri	27-Feb	State BBB/GBB @	
Sat	28-Feb	State BBB/GBB @	
Mon	21-Feb	State Play in Game	

Garfield County School District
145 E Center St., Panguitch, UT 84759
Phone: 435-676-8821

Athletic Schedule Assurance Form

Coach's Name: Kameron Roundy

Coach's Title: Head Coach

School Name: Bryce valley High school

Sport/Team: Girls Basketball

Year/Season: 2025 - 2026

As the coach of the above-mentioned team, I hereby assure the board of education and the school administration that the following commitments will be upheld for the upcoming year/season:

1. Student-to-Coach Ratio:
   - ☑ A 15:1 student-to-coach ratio will be maintained to ensure adequate supervision and support for all students.
2. District Transportation:
   - ☑ I will be responsible for scheduling district transportation for all events and activities as per the established protocols.
3. State and District Travel Guidelines:
   - ☑ All state and district guidelines for travel will be followed to ensure the safety and compliance of our trips.
   - ☑ I will prioritize instructional time and follow the district guidelines that are designed to limit time out of school.
4. Non-Traditional Accommodations:
   - ☑ Any non-traditional accommodations such as Airbnb or similar services will be used only with the prior permission of the superintendent.
5. Parental Notification of Costs:
   - ☑ Parents will be notified of all costs associated with each trip well in advance, ensuring transparency and allowing ample time for planning.

By signing below, I acknowledge and commit to these assurances for the well-being and proper management of the students and the team.

Coach's Signature: _____

Date: 8/26/25

UHSAA 150 MILE Contest Approval Form

All practice games over 150 miles one way in any sport must be approved by the local board of education. This form must be completed and attached with the eligibility list of that particular sport and include data for each trip.

School Bryce valley High School **Sport** Girls Basketball female ☑ male ☐

Date of contest	Number miles (one way)	Destination	Level of play (var., j.v., soph. fresh.)
Dec 12 & 13	305	Boys & Girls Monticello & white horse	Boys & Girls J.V. & varsity
Dec 19	205	Tintic	J.V. & varsity
Jan 3	237	Boys & Girls Telos High school to play Manila	Boys & Girls J.V. & varsity

Signature of School Board President *Date*

Please duplicate this form for use in each sport

Bryce Valley High School
Girls Basketball
2025-26

Starting Date: 18-Nov-25

Game Time: 5:30, 7:00 pm (Unless otherwise scheduled)

Coaches: Kam Roundy, Shiloh Syrett, Brooklyn Davis

Day	Date	Contest	Time Change
Wed	19-Nov	GBB & BBB BV @ El Capitan	
Wed	3-Dec	GBB Parowan @ BV	
Fri	5-Dec	GBB & BBB Green River @ BV	
Sat	6-Dec	GBB & BBB Beaver Dam @ BV	
Thu	11-Dec	GBB Escalante @ BV	
Fri	12-Dec	GBB & BBB BV @ Monticello	
Sat	13-Dec	GBB & BBB BV @ Whitehorse	
Wed	17-Dec	GBB BV @ Piute	
Fri	19-Dec	GBB & BBB BV @ Tintic	
Mon	29-Dec	GBB Tabiona @ BV	
Fri	2-Jan	GBB Milford @ BV	
Sat	3-Jan	GBB & BBB BV vs Manila (Neutral Site)	
Tue	6-Jan	GBB San Juan @ BV	
Thu	8-Jan	GBB Valley @ BV	
Fri	9-Jan	GBB Sophmore Tournament	
Sat	10-Jan	GBB Sophmore Tournament	
Wed	14-Jan	GBB BV @ Panguitch	
Tue	20-Jan	GBB BV @ Escalante	
Thu	22-Jan	GBB Wayne @ BV	
Wed	28-Jan	GBB BV @ Milford	
Fri	30-Jan	GBB Monument Valley @ BV	
Thu	5-Feb	GBB BV @ Water Canyon	
Sat		GBB BV vs (Team)	
Wed	11-Feb	GBB Region Tournament @ Home High Seed	
Fri	13-Feb	BBB/GBB Region Tournament @ TBA	
Sat	14-Feb	BBB/GBB Region Tournament @ TBA	
Wed	18-Feb	BBB/GBB State Play 1st Round @ High Seed	
Sat	21-Feb	BBB/GBB State Tournament 2nd Round	
Thu	26-Feb	BBB/GBB State Tournament Quaterfinals	
Fri	27-Feb	BBB/GBB State Tournament Semi Finals	
Sat	28-Feb	BBB/GBB State Tournament Championship	

Escalante High School

Athletic Schedule

2025-2026

Girls' Basketball

Monday	November 10	Practice Begins
Tuesday	November 18	1st Game
Saturday	***November 22***	***Rockwell @ EHS***
Thursday – Sunday	*November 27 – November 29*	*Moratorium*
Saturday	*December 6*	*EHS @ Vanguard ??*
Thursday	**December 11**	**BV @ EHS**
Tuesday	**December 16**	**Fredonia @ EHS ??**
Wednesday	***December 17***	***Valley @ EHS***
Sunday – Thursday	*December 21-Janunary 1*	*Moratorium*
Thursday	*January 8*	*EHS @ Panguitch*
Friday-Saturday	*January 9-10*	*Girls Sophomore trmt*
Saturday	*January 10*	*EHS @ Parowan*
Wednesday	***January 14***	***Milford @ EHS***
Thursday	*January 15*	*EHS @ El Capitan???*
Tuesday	*January 20*	*EHS @ BV*
Thursday	*January 22*	*EHS @ Water Canyon*
Friday	*January 23*	*Monument Valley @ EHS*
Saturday	***January 24***	***Piute @ EHS ??***
Wednesday	***January 28***	***Wayne @ EHS***
Saturday	***January 31***	***Monticello @ EHS 1:30***
Monday	***February 2***	***Whitehorse @ EHS***
Thursday	*February 5*	*EHS @ Piute*
Saturday	*February 7*	*EHS @ Green River*
Wednesday	February 11	Region Tournament @ Home Site
Friday-Saturday	February 13-14	Region Tournament @ TBA
Saturday	February 21	First Round State Games TBA
Thursday – Saturday	February 27-28	State Tournament @ SLCC

Home Game in BOLD

GAME TIMES: JV – 6:00

Varsity – 7:00

Revised 8/25/2025

Escalante High School

Athletic Schedule

2025-2026

Boys' Basketball

Monday	November 10	Practice Begins
Tuesday	November 18	1st Game
Thursday/Saturday	*November 27 - 29*	*Moratorium*
Friday	*December 5*	*EHS @ Freedom Prep*
Saturday	*December 6*	*EHS @ Wendover/Telos/Camp Willow ????*
Tuesday	*December 9*	*EHS @ BVHS*
Friday/Saturday	***December 12-13***	***Moqui Classic Tournament***
Thursday	***December 18***	***Wayne @ EHS***
Friday/Saturday	*December 19-20*	*EHS @ Beaver Dam Tournament*
Tuesday	***January 6***	***Panguitch @ EHS***
Thursday	***January 15***	***Water Canyon @ EHS***
Friday-Saturday	*January 16-17*	*Boys Sophomore Trmt @ Piute*
Tuesday	***January 20***	***Piute @ EHS***
Thursday	***January 29***	***Milford @ EHS***
Saturday	*January 31*	*Monticello @ EHS 12:00/3:00*
Monday	*February 2*	*Whitehorse @ EHS*
Thursday	*February 5*	*EHS @ Valley*
Friday	*February 6*	*EHS @ Pinnacle TBA*
Saturday	*February 7*	*EHS @ Green River*
Thursday	February 12	1st Round Region trmt – Home Site
Friday/Saturday	February 13-14	Region 20 Tournament
Saturday	February 21	State 1st Round Games
Wednesday -Saturday	February 25 – 28	State Tournament @ SLCC

Home Game in BOLD

GAME TIMES:

JV – 5.30

Varsity – 7:00

Revised 8/25/2025

Garfield County School District
145 E Center St., Panguitch, UT 84759
Phone: 435-676-8821

Athletic Schedule Assurance Form

Coach's Name: Ryan Cottam

Coach's Title: Girls Basketball Coach

School Name: Escalante High

Sport/Team: Girls Basketball

Year/Season: 25-26

As the coach of the above-mentioned team, I hereby assure the board of education and the school administration that the following commitments will be upheld for the upcoming year/season:

1. Student-to-Coach Ratio:
   - ☒ A 15:1 student-to-coach ratio will be maintained to ensure adequate supervision and support for all students.
2. District Transportation:
   - ☒ I will be responsible for scheduling district transportation for all events and activities as per the established protocols.
3. State and District Travel Guidelines:
   - ☒ All state and district guidelines for travel will be followed to ensure the safety and compliance of our trips.
   - ☒ I will prioritize instructional time and follow the district guidelines that are designed to limit time out of school.
4. Non-Traditional Accommodations:
   - ☒ Any non-traditional accommodations such as Airbnb or similar services will be used only with the prior permission of the superintendent.
5. Parental Notification of Costs:
   - ☒ Parents will be notified of all costs associated with each trip well in advance, ensuring transparency and allowing ample time for planning.

By signing below, I acknowledge and commit to these assurances for the well-being and proper management of the students and the team.

Coach's Signature: _____

Date: 4-30-25

UHSAA 150 MILE Contest Approval Form

All practice games over 150 miles one way in any sport must be approved by the local board of education. This form must be completed and attached with the eligibility list of that particular sport and include data for each trip.

School EHS **Sport** Girls Basketball female ☒ male ☐

Date of contest	Number miles (one way)	Destination	Level of play (var., j.v., soph. fresh.)
June 16-19 or	267	Grand Junction, CO	J.V. Soph
June 23-26			

Signature of School Board President *Date*

Please duplicate this form for use in each sport

Garfield County School District

145 E Center St., Panguitch, UT 84759
Phone: 435-676-8821

Athletic Schedule Assurance Form

Coach's Name: Kevin Griffin

Coach's Title: Head Coach

School Name: Escalante High

Sport/Team: Boys Basketball

Year/Season: 25-26

As the coach of the above-mentioned team, I hereby assure the board of education and the school administration that the following commitments will be upheld for the upcoming year/season:

1. Student-to-Coach Ratio:
   - ☒ A 15:1 student-to-coach ratio will be maintained to ensure adequate supervision and support for all students.
2. District Transportation:
   - ☒ I will be responsible for scheduling district transportation for all events and activities as per the established protocols.
3. State and District Travel Guidelines:
   - ☒ All state and district guidelines for travel will be followed to ensure the safety and compliance of our trips.
   - ☒ I will prioritize instructional time and follow the district guidelines that are designed to limit time out of school.
4. Non-Traditional Accommodations:
   - ☒ Any non-traditional accommodations such as Airbnb or similar services will be used only with the prior permission of the superintendent.
5. Parental Notification of Costs:
   - ☒ Parents will be notified of all costs associated with each trip well in advance, ensuring transparency and allowing ample time for planning.

By signing below, I acknowledge and commit to these assurances for the well-being and proper management of the students and the team.

Coach's Signature: Kevin Griffin

Date: 4/22/25

Cheer Schedule:

Winter Classic: December 5-6, 2025

December 21 - 25 Moratorium

January 1 Moratorium

Divisionals: January 10 or 17 or 24
Assigned at a later date (most likely January 24)

State Cheer: January 21 and 23
Assigned at a later date

Garfield County School District
145 E Center St., Panguitch, UT 84759
Phone: 435-676-8821

Athletic Schedule Assurance Form

Coach's Name: Elaina Purcell

Coach's Title: Head Coach

School Name: Bryce Valley

Sport/Team: Cheer

Year/Season: 2025-2026

As the coach of the above-mentioned team, I hereby assure the board of education and the school administration that the following commitments will be upheld for the upcoming year/season:

1. Student-to-Coach Ratio:
   - ☑ ~~A 15:1 student-to-coach ratio will be maintained to ensure adequate supervision and support for all students.~~
2. District Transportation:
   - ☑ ~~I will be responsible for scheduling district transportation for all events and activities as per the established protocols.~~
3. State and District Travel Guidelines:
   - ☑ ~~All state and district guidelines for travel will be followed to ensure the safety and compliance of our trips.~~
   - ☑ ~~I will prioritize instructional time and follow the district guidelines that are designed to limit time out of school.~~
4. Non-Traditional Accommodations:
   - ☑ ~~Any non-traditional accommodations such as Airbnb or similar services will be used only with the prior permission of the superintendent.~~
5. Parental Notification of Costs:
   - ☑ ~~Parents will be notified of all costs associated with each trip~~

~~well in advance, ensuring transparency and allowing ample time for planning.~~

By signing below, I acknowledge and commit to these assurances for the well-being and proper management of the students and the team.

Coach's Signature: Elaina Purcell

Date: 09/08/25

Panguitch High School Girls Basketball Schedule 2025-2026

Date	Home Team	Visiting Team	Time
Thursday November 20	Millard	Panguitch	4:00(F) 5:30(JV) 7:00(V)
Friday November 21	Panguitch	El Capitán	4:30(V)
Tuesday November 25	Enterprise	Panguitch	4:00(F) 5:30(JV) 7:00(V)
Thursday December 4	Panguitch	Piute	5:30(JV) 7:00(V)
Thursday December 11	Panguitch	Wayne	4:00(F) 5:30(JV) 7:00(V)
Tuesday December 16	Panguitch	San Juan	3:00(F) 4:30(JV) 6:00(V)
Wednesday December 17	Water Canyon	Panguitch	5:30(JV) 7:00(V)
Saturday December 20	Panguitch	Duchesne	11:00(F) 12:30(JV) 2:00(V)
Monday December 29	Panguitch	Wendover	2:30(JV) 4:00(V)
Tuesday December 30	Panguitch	Gunnison	4:00(F) 5:30(JV) 7:00(V)
Wednesday December 31	Manti	Panguitch	10:00(F) 11:45(JV) 1:00(V)
Thursday January 8	Panguitch	Escalante	5:30(JV) 7:00(V)
Fri. & Sat. January 9 & 10	Sophomore Tournament	TBA	TBA
Wednesday January 14	Panguitch	Bryce Valley	5:30(JV) 7:00(V)
Thursday January 22	Piute	Panguitch	5:30(JV) 7:00(V)
Tuesday January 27	Beaver	Panguitch	4:00(F) 5:30(JV) 7:00(V)

Wednesday January 28	**Valley**	**Panguitch**	**5:30(JV) 7:00(V)**
Thursday February 5	**Panguitch**	**Milford**	**4:00(F) 5:30(JV) 7:00(V)**
Wednesday February 11	**1st Round Region**	**Tournament @ Home Sites**	**5:00(V)**
Fri. & Sat. February 13 & 14	**Region Tournament**	**@ Panguitch**	**TBA(V)**
February 25-28	**State Basketball**	**@ Sevier Valley Center**	**TBA(V)**

***Moratorium:**
-November 27-29
-December 21-25
-January 1

***Practice Starts November 10**

Panguitch Wrestling Schedule 2025-2026

Home Duals--- JV at 6PM and Varsity at 7PM

November 22nd	HYDRATION at 4:30PM in the GYM
December 2nd(Tuesday)	Manti @ **Panguitch**
December 5-6th (Fri, Sat)	***Panguitch Invitational***
December 9th (Tuesday)	Panguitch @ Richfield
December 10th**(**Wednesday)	North Sevier @ **Panguitch**
December 11th(Thursday)	Panguitch @ Enterprise
December 12-13th (Fri, Sat)	***Desert Hills-Varsity --Parowan Tournament-JV Saturday***
December 17th(Wednesday)	Milford @ Panguitch(*Pending)*
December 19-20 (Fri, Sat)	***Desert Storm Tournament (Dixie High)***
December 21-25th(Fri, Sat)	Christmas Moratorium, Jan 1st --New Year's Moratorium
December 28-29th	Beehive 25 (Girls Monday, Boys-Tuesday)(by invitation)
January 6th(Tuesday)	Parowan @ **Panguitch**
January 7th(Wednesday)	Panguitch @ Beaver
January 9-10th (Fri, Sat)	**Iron Town Duals (Cedar High)**
January 16th	Panguitch @ Piute
January 16-17th (Fri, Sat)	***Enterprise Tournament/Rockwell Rumble***
January 20th	Kanab **@ Panguitch**?(pending)
January 22nd	Panguitch @ Wayne
January 30th (Friday)	**Divisonals *@ Panguitch***
Feb 14th	**STATE TOURNAMENT @ SVC**

Garfield County School District

145 E Center St., Panguitch, UT 84759

Phone: 435-676-8821

DATE: **September 9, 2025**

TO: **Garfield County Board of Education**

FROM: **Lane Mecham**

RE: **PHS Athletic Facility**

Background

For many years Panguitch High School has struggled to find adequate space for the athletic programs. This problem is not just related to training space, but also for storage. Particularly in the winter and early spring months, nearly all the programs are trying to schedule space in the basketball gym or the wrestling/weight room.

Principal Torgerson and I have explored many options to try and accommodate the existing space, one of the biggest obstacles is an indoor batting cage. We've had a retractable cage in the wrestling/weight room for a couple years now. Risk management has said that its location blocks a door and needs to be moved, in addition to the problem of the softball teams being hard on the wrestling mats while in there. The gym is regularly in conflict with cheerleading, volleyball, softball, football, and boys/girls basketball for in-season and off-season training. At times pushing a program's practice into the late afternoon/evening to accommodate the requests.

Request

I'm requesting the Board approve an overall budget of $550,000 to construct a steel building to be located at the Panguitch City baseball fields. The sites considered are below, with the preferred site being the green filled box on the South end of the parking lot.

A breakdown of the estimated building costs is as follows:

Building Cost	$304,524.00
Electrical	$25,000.00
HVAC	$40,000.00
Natural Gas	$35,000.00
Shell Netting	$7,600.00
Storage Build-Out	$25,000.00
Turf (5,840 SF @ $8.00/SF Installed)	$46,720.00
Total Costs	$483,844.00
Contingency (5%)	$24,192.20
Total Building Costs	$508,036.20

The building is planned to be 146’ x 40’ with a 20’ ceiling height. These dimensions minimize the cost of the steel building and provide adequate space for long toss for baseball and softball training. The space will have 3 retractable batting cages measuring 12’ x 12’ x 70’. When the cages collapse it makes for a large open area that will accommodate track, cheerleading, football, and cross-country training in addition to baseball and softball.

The remainder of the budget will first be used as contingency on the building for any unexpected expenses. Any remainder after that will be used to purchase equipment to outfit the building for its intended uses such as the batting cages themselves, L screens to protect users, batting mats and pitching mats/mounds to protect the turf, and other equipment. Any shortfall in equipment will fall on the teams to fundraise for additional equipment, though we anticipate the budget will be enough to purchase the essential equipment.

Pitching Mound (2)	$3,000.00
Pitching Mat (2)	$400.00
L Screen (4)	$1,200.00
Pitching Machine - Baseball (2)	$10,000.00

Pitching Machine - Softball (2)	$10,000.00
Retractable 12Hx12Wx70L Batting Cage (3)	$12,000.00
Batting Mat (4)	$1,400.00
Total Equipment Costs	$38,000.00

County and City Coordination

I've discussed the project with County and City officials. The County is prepared to donate the earth work and road base needed for the project. Initial indications from the City have also been positive and we anticipate them approving the placement of the building on their property should this board approve the project. I've requested to be added to their agenda for September 23rd.

We've also discussed scheduling and will be able to follow up with a plan that will allow the facility to be utilized by youth and high school programs, with high school programs receiving priority scheduling.

Budget

Though additional facilities at PHS have been contemplated for several years, this project was not initially budgeted for in our FY 26 capital projects and would be considered an unplanned project. I'm requesting the Board approve this project to be used as our small schools' athletic facilities grant project. This grant will fund up to $500,000 of the project. The remaining estimated $46,036.20 would come from the capital projects fund.

Recommendation

I recommend the Board approve a budget of $550,000 for the construction of an athletic facility to be placed at Panguitch City Park and to authorize the Business Administrator and Superintendent to enter MOU's with Garfield County and Panguitch City for the placement, construction, and operation of the building. I further recommend the Board approve this project to be used as our project on the FY 26 small schools' athletic facilities grant. This is a relatively low cost for construction of a new facility and will significantly improve the availability of facilities for high school and elementary-aged programs – benefitting nearly all grades in Panguitch. In addition, it will help relieve some of the storage constraints the programs currently have.

Lane Mecham

Lane Mecham
Business Administrator

Rural School Sports Facilities Grant Program

Application for Funding – FY2026

SECTION 1: Applicant Information

School District: Garfield County School District

District Superintendent: John Dodds

Contact Person for Application:

- Name: Lane Mecham
- Title: Business Administrator
- Phone: 435-676-1302
- Email: lane.mecham@garfk12.org

SECTION 2: Eligibility Confirmation

Please confirm that the applying school meets at least one of the following eligibility criteria:

☒ Located in a 4th, 5th, or 6th class county

☒ School district has fewer than 3,000 students enrolled

Name of Eligible School: Panguitch High School

SECTION 3: Project Description

Type of Project: ☒ New Construction ☐ Refurbishment

Facility Type: ☒ Indoor ☐ Outdoor ☐ Both

Primary Uses:

Funds will be used to construct a multi-purpose athletic facility that will provide much-needed practice and storage areas for PHS programs.

Project Narrative:

Funds will be used to construct a 146' x 40' steel building to provide additional space for practices and sports programs scheduling. Panguitch City is allowing the district to place the building on its nearby property where the baseball fields are currently located. The County has also agreed to do the dirt work on the project for preparing the land and road base compaction for the foundation. The budget includes all costs of constructing the building, including the indoor netting, cages, and equipment for its intended uses.

SECTION 4: Demonstration of Need

Attach or describe the following:

- Evidence of current facility limitations or lack of access, including pictures as applicable

- Impact on student health, participation, or safety

- Community support or partnerships (if applicable)

Description (if Applicable):

See attached Board memo.

SECTION 5: Budget and Timeline

Estimated Total Project Cost: $546,036

Amount Requested from Grant Program: $500,000

Other Funding Sources (if any):

In-kind donations from the County and City with donated property, road base, and dirt work. Garfield District will fund remainder of project.

Estimated Start Date: 10/15/2025

Estimated Completion Date: 03/01/2026

Attach a detailed budget and project timeline.

SECTION 6: Project Planning and Financial Analysis

4. Estimated Annual Maintenance Costs: $1,500

5. Estimated Life Cycle Replacement Timeline: 50 years

6. Anticipated Annual Revenue: $1,200

SECTION 7: Certification and Signature

I certify that the information provided in this application is accurate and complete to the best of my knowledge. I understand that if awarded, the district will be required to submit progress reports and updates to the Utah State Board of Education.

Authorized Signature:

Name: Lane Mecham

Title: Business Administrator

Date: 9/25/2025

Garfield County School District Work Meeting
Thursday, September 18, 2025 3:00 PM Mountain

Boulder Elementary School
280 N 200 E
Boulder, UT 84716

I. Work Meeting

The meeting was called to order at 3:10 PM. All board members were present including April Lefevre, Curtis Barney, Ralph Perkins, Jared Brems, and Myron Cottam.

I.A. Welcome

II. Discussion Items

II.A. Outside Organizations

Superintendent Dodds reported on the administrative letter sent to schools as guidance for advertising within schools for outside organizations. The Board had discussion and asked questions about implementation within the schools.

II.B. Fundraising

The group had a discussion about fundraising and electronic payments and how the schools can do fundraisers and minimize the cash and checks going through kids. The superintendent reported that he would also like to have a discussion about limiting fundraisers at schools. He suggested that the district could provide more funds to help sponsor sports programs instead of doing so many fundraisers.

II.C. Online School

The Superintendent reported that online enrollment has declined due to new schools coming online and the Utah Fits All scholarship. He discussed the staffing effects that could result in the decline, though we would likely not see any changes for this year.

II.D. Model Policies

The Superintendent reported on the changes that have come in through model policies and that the scope is large due to new policies and existing policies that have substantive changes.

II.E. Teacher and Coaches Contract Time

The group discussed the contract times of teachers and coaches. Curtis mentioned reports of individuals not meeting the expectations of what was discussed when the district when to a 4-day week, though not necessarily a problem overall. The group discussed various parts of contract time: start times, end times, and coaches starting practices.

II.F. Athletic Grading for Student Athletes

Curtis mentioned that he asked to have this agenda item added. Curtis suggested that the district go to the UHSAA policy of being able to have one F grade and be above a 2.0 GPA and still be eligible. Curtis described a situation where a student with relatively good grades had a single F and it

cost them playing time even though they're generally a good student with relatively good grades.

III. Review Board Agenda

The board went through the regular board agenda and had general discussion about some of the items.

IV. Executive Session

IV.A. GCSD Rules for CLOSED MEETINGS

IV.B. Discussion of the character, professional competence, or physical or mental health of an individual.

IV.C. Discussion regarding deployment of security personnel, devices, or systems

IV.D. Strategy to discuss pending or reasonably imminent litigation

IV.E. Strategy sessions to discuss collective bargaining

IV.F. Strategy to discuss the purchase, exchange or lease of real estate

IV.G. Investigative proceedings regarding allegations of criminal conduct

V. Adjournment

School District Fundraising Policy

Purpose

The purpose of this policy is to safeguard district, school, and program funds by establishing consistent internal controls for all fundraising activities. These procedures ensure that all monies raised in the name of the district, its schools, or its programs are handled transparently, deposited promptly, and used solely for their intended educational or extracurricular purpose.

General Principles

- District Ownership of Funds – Any money raised under the name of the district, a district school, or a district-sponsored program belongs to the district and must be deposited into an official district account.
- Transparency – All fundraising must be documented, tracked, and reported to the appropriate school administrator.
- Separation of Duties – No single individual may control the collection, deposit, and reconciliation of funds.
- Prohibition of Private Accounts – Separate or personal bank accounts for school fundraising, athletics, or extracurricular activities are strictly prohibited.

Handling of Cash and Checks

- Receipts: Whenever possible, issue pre-numbered receipts for cash and checks collected.
- Two-Person Count: At least two individuals (e.g., a coach and the school secretary) must count and verify funds before deposit.
- Timely Deposit: All funds must be deposited with the school secretary or business administrator within 24 hours of collection.
- Endorsement: Checks should be made payable to the school/district and endorsed with the official school deposit stamp immediately upon receipt.

Electronic Funds (Venmo, PayPal, etc.)

- Official Accounts Only: Personal Venmo, PayPal, or similar accounts may not be used for school fundraising. The district may establish official accounts for electronic transfers, tied directly to district bank accounts, subject to the same oversight as cash and checks.
- Prohibition of Personal Use: Employees, coaches, or volunteers may not receive fundraising payments through personal electronic accounts under any circumstances.
- Documentation: Electronic transfer platforms must provide a detailed transaction log, which is to be submitted to the school secretary for reconciliation.

Fundraising by Sports Programs and Activities

- District Accounts: All school-sponsored athletic teams and extracurricular programs must use district-controlled accounts for fundraising deposits and expenditures.
- External Accounts: Booster clubs, parent organizations, or community programs may maintain their own accounts only if:
    - They are legally organized as independent nonprofit entities,
    - They use their own EIN (not the school's tax ID),
    - They do not commingle district funds, and
    - They clearly communicate that they are not official school accounts.
- Coach/Staff Access: Coaches and school staff may not have signing authority on external booster accounts.

Distinguishing Community Programs vs. School-Sponsored Programs

- School-Sponsored Programs:
    - Use the school name, mascot, facilities, or district staff as part of their identity.
    - Compete under the governance of the UHSAA or other school leagues.
    - Require approval from the principal and are subject to district policies.
    - All funds raised must flow through district accounts.
- Community Programs (e.g., Bantam Leagues):
    - Operate independently of the school district.
    - May rent district facilities but are not under district sponsorship.
    - Must advertise and fundraise under their community program name (not the school).
    - Funds are maintained in their own independent accounts, separate from the district.

Student Fundraising in the Community

Collection of Cash and Checks

- Receipt Books: Students must be issued a pre-numbered receipt book or order form before beginning fundraising. Every payment received (cash or check) must be recorded.
- Checks Payable To: All checks must be made payable to the school or district, never to the student, parent, or staff member.
- Two-Envelope Method: Students will be provided with two tamper-evident envelopes: one for cash/check collections and one for order forms/receipts. Both must be turned in together to the supervising advisor/coach by the end of the next school day.

Use of Electronic Payments

- No Personal Accounts: Students and parents may not accept payments to personal Venmo, PayPal, CashApp, or similar accounts.
- District-Approved QR Code: If the district uses Venmo or another platform, the school will provide students with an official QR code linked directly to the district account. Students may display this code, but they are not permitted to set up or use their own.
- Transaction Proof: Students must verify with the purchaser that the payment cleared before completing the transaction.

Turn-In Procedures

- Daily Turn-In: Students must turn in funds collected daily or the next school day after collection.
- Parent/Guardian Acknowledgment: At the start of the fundraiser, parents/guardians must sign an acknowledgment that they understand their child is responsible for the safekeeping and return of all funds/items.
- Advisor Verification: The supervising advisor/coach must count funds with another adult present, sign off on the total, and provide the student a receipt for what was turned in.

Accountability

- Unreturned Funds or Items: Students who fail to return collected funds or unsold items may have restrictions placed on future participation in fundraisers until the issue is resolved.
- Losses: Significant losses will be reported to administration and investigated as potential misuse of public funds.

Oversight and Accountability

- Monthly Reconciliation: School secretaries and the business administrator shall reconcile fundraising accounts monthly.
- Annual Review: Each school will conduct an annual fundraising audit, verifying that all funds raised have been properly deposited and expended.
- Violations: Personal use of district funds, failure to deposit fundraising proceeds, or use of unauthorized accounts will be considered misuse of public funds and subject to disciplinary and legal action.

Communication and Training

All employees, coaches, and advisors involved in fundraising must receive annual training on these policies. Parents and volunteers assisting in fundraising should be provided written notice of the district's fundraising policies and procedures.

Garfield County School District

145 E. Center St., PO Box 398, Panguitch, UT 84759
435-676-8821

DATE: **October 16, 2025**

TO: **Garfield Board of Education**

FROM: **Lane Mecham, Business Administrator**

RE: **October Finance Report**

The year is progressing normally and receipts are coming in as expected. No concerns to report at this time.

Revenues (Excluding Transfers)

	Budget	YTD Actual	% of Budget
M&O (General Fund)	$22,366,108	$6,297,611	28.16%
Capital Projects Fund	$2,143,108	$180,546	8.42%
Combined	$24,509,216	$6,478,157	26.43%

Expenditures

	Budget	YTD Actual	% of Budget
M&O (General Fund)	$20,614,853	$3,094,775	15.01%
Capital Projects Fund	$6,845,000	$2,244,173	32.79%
Combined	$27,459,853	$5,338,947	19.44%

Change in Net Position (Adding Back Capital Leases and Transfers)

	Budget	YTD Actual
M&O (General Fund)	$1,751,255	$3,202,836
Capital Projects Fund	($4,701,892)	($2,063,626)
Other Sources/(Uses)	$0	$0
Combined	($2,950,637)	$1,139,210
		+

This is my report, if the Board or public has any questions, I encourage them to contact me through email at lane.mecham@garfk12.org or by phone at 435-676-1302.

Sincerely,

Lane Mecham

Lane Mecham
Business Administrator

Garfield County School District

Account Level Operating Statement For the Period 07/01/2024 through 09/30/2025

Fiscal Year: 2025-2026

		07/01/2024 - 09/30/2025		Budget	Budget Balance

10 **Maintenance and Operations Fund**

REVENUE

		MTD	YTD	Budget	BudgetBalance	Percent
10.500.0050.0000.1110	Basic Rate	($52,894.62)	($52,894.62)	$0.00	$52,894.62	0.0%
10.500.0050.0000.1111	Basic Redemptions	($16,849.48)	($16,849.48)	$0.00	$16,849.48	0.0%
10.500.0050.0000.1112	Voted Local Current	($48,048.44)	($48,048.44)	$0.00	$48,048.44	0.0%
10.500.0050.0000.1113	Voted Local Redemptions	($15,305.75)	($15,305.75)	$0.00	$15,305.75	0.0%
10.500.0050.0000.1114	Board Local Current	($24,531.39)	($24,531.39)	$0.00	$24,531.39	0.0%
10.500.0050.0000.1115	Board Local Redemptions	($7,814.43)	($7,814.43)	$0.00	$7,814.43	0.0%
10.500.0050.0000.1160	FILT--Basic Rate	($26,500.23)	($26,500.23)	$0.00	$26,500.23	0.0%
10.500.0050.0000.1162	FILT-- Voted Local	($24,072.29)	($24,072.29)	$0.00	$24,072.29	0.0%
10.500.0050.0000.1164	FILT--Board Local	($12,290.23)	($12,290.23)	$0.00	$12,290.23	0.0%
10.500.0050.0000.1990	Miscellaneous	($24,406.84)	($24,406.84)	$0.00	$24,406.84	0.0%
10.500.0050.0000.3005	Kindergarten	($248,669.62)	($248,669.62)	$0.00	$248,669.62	0.0%
10.500.0050.0000.3010	Online Course Access	($1,165,768.56)	($1,165,768.56)	$0.00	$1,165,768.56	0.0%
10.500.0050.0000.3013	Foreign Exchange	($1,168.50)	($1,168.50)	$0.00	$1,168.50	0.0%
10.500.0050.0000.3015	NESS	($1,145,184.42)	($1,145,184.42)	$0.00	$1,145,184.42	0.0%
10.500.0050.0000.3800	Curriculum Development	($22,937.27)	($22,937.27)	$0.00	$22,937.27	0.0%
10.500.0050.0000.5300	SALE OF ASSET	($4,370.00)	($4,370.00)	$0.00	$4,370.00	0.0%
10.500.0400.0000.1510	Interest on Investments	($106,989.13)	($106,989.13)	$0.00	$106,989.13	0.0%
10.500.0400.0000.1910	Rentals	($2,100.00)	($2,100.00)	$0.00	$2,100.00	0.0%
10.500.1205.0000.3100	SPED Add-On	($148,600.58)	($148,600.58)	$0.00	$148,600.58	0.0%
10.500.1210.0000.3100	SPED - Self Contained	($10,477.56)	($10,477.56)	$0.00	$10,477.56	0.0%
10.500.1215.0000.3100	SPED - State Pre-K	($13,853.40)	($13,853.40)	$0.00	$13,853.40	0.0%
10.500.1220.0000.3100	SPED - Extended Year	($1,240.32)	($1,240.32)	$0.00	$1,240.32	0.0%
10.500.1225.0000.3100	SPED - Impact Aid	($3,857.73)	($3,857.73)	$0.00	$3,857.73	0.0%
10.500.1278.0000.3100	Extended Year SpEd	($7,327.04)	($7,327.04)	$0.00	$7,327.04	0.0%
10.500.1295.0000.1950	Misc. Revenue - Unique Local SpEd Programs	($4,683.34)	($4,683.34)	$0.00	$4,683.34	0.0%
10.500.1609.0000.3300	Adult Ed	($120,570.09)	($120,570.09)	$0.00	$120,570.09	0.0%
10.500.5201.0000.3100	Class Size Reduction	($137,087.22)	($137,087.22)	$0.00	$137,087.22	0.0%
10.500.5310.0000.3200	Flexible Allocation	($223,928.93)	($223,928.93)	$0.00	$223,928.93	0.0%
10.500.5315.0000.3200	Pupil Transportation	($55,215.96)	($55,215.96)	$0.00	$55,215.96	0.0%
10.500.5321.0000.3800	Statewide Financial Mgmt System Grants	($62,151.00)	($62,151.00)	$0.00	$62,151.00	0.0%
10.500.5344.0000.3100	Students At-Risk Add-On	($61,445.58)	($61,445.58)	$0.00	$61,445.58	0.0%
10.500.5420.0000.3500	School Land Trust	($471,700.46)	($471,700.46)	$0.00	$471,700.46	0.0%
10.500.5455.0000.3600	Voted Leeway	($429,485.74)	($429,485.74)	$0.00	$429,485.74	0.0%
10.500.5460.0000.3600	Board Leeway	($84,790.12)	($84,790.12)	$0.00	$84,790.12	0.0%
10.500.5610.0000.3800	Driver's Ed	($7,965.00)	($7,965.00)	$0.00	$7,965.00	0.0%
10.500.5613.0000.3300	Adult Ed Corrections	($6,458.75)	($6,458.75)	$0.00	$6,458.75	0.0%
10.500.5643.0000.3990	State Rev from Non-USBE Agencies	($90,000.00)	($90,000.00)	$0.00	$90,000.00	0.0%
10.500.5651.0000.3200	Educator Professional Time Peesra	($131,892.02)	($131,892.02)	$0.00	$131,892.02	0.0%
10.500.5655.0000.3500	Learning-Ongoing	($82,609.37)	($82,609.37)	$0.00	$82,609.37	0.0%
10.500.5671.0000.3990	Volunteerism Revenues	($57,777.89)	($57,777.89)	$0.00	$57,777.89	0.0%
10.500.5674.0000.3800	Suicide Prevention	($8,000.00)	($8,000.00)	$0.00	$8,000.00	0.0%
10.500.5677.0000.3500	Computer Science	($39,084.00)	($39,084.00)	$0.00	$39,084.00	0.0%
10.500.5678.0000.3500	One Time Discretionary	($13,072.34)	($13,072.34)	$0.00	$13,072.34	0.0%
10.500.5679.0000.3500	Student Health & Counseling Support Pgm	($75,133.99)	($75,133.99)	$0.00	$75,133.99	0.0%
10.500.5697.0000.3990	State Rev from Non-USBE Agencies	($63,501.00)	($63,501.00)	$0.00	$63,501.00	0.0%
10.500.5807.0000.3400	Teacher Salary Supplement	($69,369.87)	($69,369.87)	$0.00	$69,369.87	0.0%
10.500.5868.0000.3400	Teacher Supplies and Materials	($21,323.85)	($21,323.85)	$0.00	$21,323.85	0.0%
10.500.5876.0000.3400	Salary Adjustments	($254,551.83)	($254,551.83)	$0.00	$254,551.83	0.0%
10.500.5901.0000.3100	CTE College & Career	($13,333.34)	($13,333.34)	$0.00	$13,333.34	0.0%
10.500.5902.0000.3100	Workbased Learning	($2,417.25)	($2,417.25)	$0.00	$2,417.25	0.0%
10.500.5903.0000.3100	CTE Comprehensive Counseling	($6,666.67)	($6,666.67)	$0.00	$6,666.67	0.0%
10.500.5914.0000.3800	School Safety & Support Grants Peesra	($21,000.00)	($21,000.00)	$0.00	$21,000.00	0.0%
10.500.6000.0000.3100	CTE Technical Student	($113,775.00)	($113,775.00)	$0.00	$113,775.00	0.0%
10.500.6015.0000.1930	Sale of Asset	($15,600.00)	($15,600.00)	$0.00	$15,600.00	0.0%
10.500.6015.0000.1950	Misc. Revenue From Other School Districts	($19,876.72)	($19,876.72)	$0.00	$19,876.72	0.0%
10.500.7522.0000.4522	SPED - Federal Pre-K	($9,666.53)	($9,666.53)	$0.00	$9,666.53	0.0%
10.500.7524.0000.4524	IDEA Flow-Through	($292,114.16)	($292,114.16)	$0.00	$292,114.16	0.0%

Garfield County School District

Account Level Operating Statement For the Period 07/01/2024 through 09/30/2025

Fiscal Year: 2025-2026

		07/01/2024 - 09/30/2025		Budget	Budget Balance	
10.500.7801.0000.4800	Title I	($90,518.46)	($90,518.46)	$0.00	$90,518.46	0.0%
10.500.7880.0000.4800	Title III - ELA	($5,586.26)	($5,586.26)	$0.00	$5,586.26	0.0%
	REVENUE	($6,297,610.57)	($6,297,610.57)	$0.00	$6,297,610.57	0.0%

EXPENDITURE

		MTD	YTD	Budget	BudgetBalance	Percent
10.104.0050.2600.0412	AES Operation/Maintenance Disposal Servi	$210.00	$210.00	$0.00	($210.00)	0.0%
10.104.0050.2600.0430	AES Repairs & Maintenance Services	$394.60	$394.60	$0.00	($394.60)	0.0%
10.104.0050.2600.0530	AES Elementary School Communication	$94.94	$94.94	$0.00	($94.94)	0.0%
10.104.0050.2600.0622	AES Elementary School Electricity	$360.94	$360.94	$0.00	($360.94)	0.0%
10.104.0050.2610.0610	AES Elementary Custodial Supplies	$34.56	$34.56	$0.00	($34.56)	0.0%
10.104.0400.2500.0340	Other Purchased Services	$0.46	$0.46	$0.00	($0.46)	0.0%
10.104.0400.2610.0182	CUSTODIANS-REG	$1,129.66	$1,129.66	$0.00	($1,129.66)	0.0%
10.104.0400.2610.0210	STATE RETIREMENT	$260.87	$260.87	$0.00	($260.87)	0.0%
10.104.0400.2610.0220	FICA	$86.42	$86.42	$0.00	($86.42)	0.0%
10.108.0050.1000.0131	Teacher BES	$3,973.25	$3,973.25	$0.00	($3,973.25)	0.0%
10.108.0050.1000.0210	Retirement BES	$755.71	$755.71	$0.00	($755.71)	0.0%
10.108.0050.1000.0220	Social Security BES	$292.63	$292.63	$0.00	($292.63)	0.0%
10.108.0050.1000.0240	Group Insurance BES	$1,824.00	$1,824.00	$0.00	($1,824.00)	0.0%
10.108.0050.1000.0530	BES Elementary School Communication	$50.00	$50.00	$0.00	($50.00)	0.0%
10.108.0050.1000.0610	BES Classroom Instruction Supplies	$724.14	$724.14	$0.00	($724.14)	0.0%
10.108.0050.2600.0411	BES Elementary School Water/Sewage	$2,056.35	$2,056.35	$0.00	($2,056.35)	0.0%
10.108.0050.2600.0430	BES Repairs & Maintenance	$12,325.02	$12,325.02	$0.00	($12,325.02)	0.0%
10.108.0050.2600.0530	BES Elementary School Communication	$167.05	$167.05	$0.00	($167.05)	0.0%
10.108.0050.2600.0622	BES Elementary School Electricity	$473.93	$473.93	$0.00	($473.93)	0.0%
10.108.0050.2610.0610	BES Elementary Custodial Supplies	$733.15	$733.15	$0.00	($733.15)	0.0%
10.108.0050.2620.0610	BES Elementary Maintenance Supplies	$547.29	$547.29	$0.00	($547.29)	0.0%
10.108.0400.2500.0340	Other Purchased Services	$76.88	$76.88	$0.00	($76.88)	0.0%
10.108.0400.2610.0182	CUSTODIANS-REG	$345.19	$345.19	$0.00	($345.19)	0.0%
10.108.0400.2610.0220	FICA	$26.41	$26.41	$0.00	($26.41)	0.0%
10.108.1205.1000.0610	SPED Supplies	$5,001.75	$5,001.75	$0.00	($5,001.75)	0.0%
10.108.5201.1000.0131	Class Size Reduction Teacher	$3,566.33	$3,566.33	$0.00	($3,566.33)	0.0%
10.108.5201.1000.0210	Class Size Reduction - Retirement	$678.32	$678.32	$0.00	($678.32)	0.0%
10.108.5201.1000.0220	Class Size Reduction - FICA	$265.73	$265.73	$0.00	($265.73)	0.0%
10.108.5201.1000.0240	Class Size Reduction - Insurance	$560.60	$560.60	$0.00	($560.60)	0.0%
10.108.5678.1000.0131	TSSA Adjustment BES	$368.15	$368.15	$0.00	($368.15)	0.0%
10.108.5678.1000.0210	Retirement	$70.02	$70.02	$0.00	($70.02)	0.0%
10.108.5678.1000.0220	FICA	$27.10	$27.10	$0.00	($27.10)	0.0%
10.108.5678.1000.0240	Group Insurance BES	$113.66	$113.66	$0.00	($113.66)	0.0%
10.108.5678.2213.0580	El Coaches Travel And Training	$652.40	$652.40	$0.00	($652.40)	0.0%
10.108.5868.1000.0610	BES Teacher Materials & Supplies	$1,000.00	$1,000.00	$0.00	($1,000.00)	0.0%
10.108.5876.1000.0131	Educator Salary Adjustment BES	$1,731.99	$1,731.99	$0.00	($1,731.99)	0.0%
10.108.5876.1000.0210	BES ESA Retirement	$329.43	$329.43	$0.00	($329.43)	0.0%
10.108.5876.1000.0220	Social Security	$127.50	$127.50	$0.00	($127.50)	0.0%
10.108.5876.1000.0240	Group Insurance BES	$534.74	$534.74	$0.00	($534.74)	0.0%
10.112.0050.1000.0131	Teacher BVES	$33,727.61	$33,727.61	$0.00	($33,727.61)	0.0%
10.112.0050.1000.0132	Substitute Teacher BVES	$209.57	$209.57	$0.00	($209.57)	0.0%
10.112.0050.1000.0210	Retirement BVES	$6,846.85	$6,846.85	$0.00	($6,846.85)	0.0%
10.112.0050.1000.0220	Social Security	$2,686.07	$2,686.07	$0.00	($2,686.07)	0.0%
10.112.0050.1000.0240	Group Insurance	$6,640.18	$6,640.18	$0.00	($6,640.18)	0.0%
10.112.0050.1000.0241	Insurance Opt-Out Teacher BVES	$2,025.00	$2,025.00	$0.00	($2,025.00)	0.0%
10.112.0050.1000.0610	BVES Instruct Supply	$7,500.00	$7,500.00	$0.00	($7,500.00)	0.0%
10.112.0050.1000.0650	BVES Technology Suppl	$29,250.00	$29,250.00	$0.00	($29,250.00)	0.0%
10.112.0050.2220.0162	Para Pro Library/Media Services BVES	$2,599.02	$2,599.02	$0.00	($2,599.02)	0.0%
10.112.0050.2220.0220	FICA	$198.83	$198.83	$0.00	($198.83)	0.0%
10.112.0050.2600.0411	BVES Water/Sewage	$7,133.01	$7,133.01	$0.00	($7,133.01)	0.0%
10.112.0050.2600.0412	BVES Operation/Maintenance Disposal Serv	$560.00	$560.00	$0.00	($560.00)	0.0%
10.112.0050.2600.0430	BVES Operations Repairs/Maintenance Serv	$4,259.06	$4,259.06	$0.00	($4,259.06)	0.0%
10.112.0050.2600.0530	BVES Communication	$1,119.71	$1,119.71	$0.00	($1,119.71)	0.0%

Garfield County School District

Account Level Operating Statement For the Period 07/01/2024 through 09/30/2025

Fiscal Year: 2025-2026

		07/01/2024 - 09/30/2025		Budget	Budget Balance	
10.112.0050.2600.0622	BVES Electricity	$2,512.84	$2,512.84	$0.00	($2,512.84)	0.0%
10.112.0050.2610.0610	BVES Custodial Supply	$2,965.72	$2,965.72	$0.00	($2,965.72)	0.0%
10.112.0050.2620.0610	BVES Maintenance Supply	$699.18	$699.18	$0.00	($699.18)	0.0%
10.112.0400.2100.0152	SECRETARIAL	$9,309.57	$9,309.57	$0.00	($9,309.57)	0.0%
10.112.0400.2100.0210	STATE RETIREMENT	$1,795.74	$1,795.74	$0.00	($1,795.74)	0.0%
10.112.0400.2100.0220	FICA	$850.27	$850.27	$0.00	($850.27)	0.0%
10.112.0400.2100.0241	PEHP Opt-Out	$1,805.00	$1,805.00	$0.00	($1,805.00)	0.0%
10.112.0400.2400.0198	Secretary Substitute BVES	$66.50	$66.50	$0.00	($66.50)	0.0%
10.112.0400.2400.0220	BVES FICA	$5.08	$5.08	$0.00	($5.08)	0.0%
10.112.0400.2410.0121	PRINCIPALS	$9,112.50	$9,112.50	$0.00	($9,112.50)	0.0%
10.112.0400.2410.0210	STATE RETIREMENT	$2,072.63	$2,072.63	$0.00	($2,072.63)	0.0%
10.112.0400.2410.0220	BVES FICA	$689.86	$689.86	$0.00	($689.86)	0.0%
10.112.0400.2410.0240	GROUP INSURANCE	$2,314.00	$2,314.00	$0.00	($2,314.00)	0.0%
10.112.0400.2410.0530	BVES Principal's Cell	$50.00	$50.00	$0.00	($50.00)	0.0%
10.112.0400.2500.0340	Other Purchased Services	$161.13	$161.13	$0.00	($161.13)	0.0%
10.112.0400.2610.0182	CUSTODIANS-REG	$14,347.50	$14,347.50	$0.00	($14,347.50)	0.0%
10.112.0400.2610.0210	STATE RETIREMENT	$2,676.44	$2,676.44	$0.00	($2,676.44)	0.0%
10.112.0400.2610.0220	FICA	$1,026.32	$1,026.32	$0.00	($1,026.32)	0.0%
10.112.0400.2610.0240	GROUP INSURANCE	$5,787.21	$5,787.21	$0.00	($5,787.21)	0.0%
10.112.0400.2610.0530	CELL PHONE	$150.00	$150.00	$0.00	($150.00)	0.0%
10.112.0500.1000.0161	BVES Community Pre-K Para	$1,980.43	$1,980.43	$0.00	($1,980.43)	0.0%
10.112.0500.1000.0220	BVES Pre-K FICA	$151.50	$151.50	$0.00	($151.50)	0.0%
10.112.1205.1000.0131	Teacher Special Education BVES	$3,124.24	$3,124.24	$0.00	($3,124.24)	0.0%
10.112.1205.1000.0161	Para Professional Special Ed BVES	$2,419.61	$2,419.61	$0.00	($2,419.61)	0.0%
10.112.1205.1000.0210	State Retirement	$594.23	$594.23	$0.00	($594.23)	0.0%
10.112.1205.1000.0220	Social Security	$416.68	$416.68	$0.00	($416.68)	0.0%
10.112.1205.1000.0240	Group Insurance	$1,554.89	$1,554.89	$0.00	($1,554.89)	0.0%
10.112.1210.1000.0131	SC SPED Teacher	$341.54	$341.54	$0.00	($341.54)	0.0%
10.112.1210.1000.0210	SC SPED Retirement	$64.96	$64.96	$0.00	($64.96)	0.0%
10.112.1210.1000.0220	SC SPED FICA	$25.32	$25.32	$0.00	($25.32)	0.0%
10.112.1210.1000.0240	SC SPED Insurance	$169.98	$169.98	$0.00	($169.98)	0.0%
10.112.1220.1000.0131	Teachers	$39.55	$39.55	$0.00	($39.55)	0.0%
10.112.1220.1000.0210	Ext Yr SPED Retirement	$7.52	$7.52	$0.00	($7.52)	0.0%
10.112.1220.1000.0220	FICA	$2.94	$2.94	$0.00	($2.94)	0.0%
10.112.1220.1000.0240	SPED Ext Year	$19.68	$19.68	$0.00	($19.68)	0.0%
10.112.1225.1000.0131	Teachers	$89.88	$89.88	$0.00	($89.88)	0.0%
10.112.1225.1000.0210	Ext Yr SPED Retirement	$17.10	$17.10	$0.00	($17.10)	0.0%
10.112.1225.1000.0220	Ext Yr SPED FICA	$6.64	$6.64	$0.00	($6.64)	0.0%
10.112.1225.1000.0240	SPED Ext Year	$44.74	$44.74	$0.00	($44.74)	0.0%
10.112.5420.1000.0161	Trustlands Para Professional BVES	$4,964.01	$4,964.01	$0.00	($4,964.01)	0.0%
10.112.5420.1000.0220	Trustlands Social Security BVES	$379.74	$379.74	$0.00	($379.74)	0.0%
10.112.5677.1000.0161	Staff Assistant	$2,876.54	$2,876.54	$0.00	($2,876.54)	0.0%
10.112.5677.1000.0220	Social Security	$220.06	$220.06	$0.00	($220.06)	0.0%
10.112.5678.1000.0131	TSSA Adjustment BVES	$1,734.27	$1,734.27	$0.00	($1,734.27)	0.0%
10.112.5678.1000.0161	Para Professional TSSA BVES	$136.50	$136.50	$0.00	($136.50)	0.0%
10.112.5678.1000.0210	Retirement	$343.31	$343.31	$0.00	($343.31)	0.0%
10.112.5678.1000.0220	FICA	$139.61	$139.61	$0.00	($139.61)	0.0%
10.112.5678.1000.0240	Group Insurance	$4,549.47	$4,549.47	$0.00	($4,549.47)	0.0%
10.112.5678.2213.0580	TSSA PD Travel	$1,253.00	$1,253.00	$0.00	($1,253.00)	0.0%
10.112.5807.1000.0190	TSSP Stipend	$3,878.80	$3,878.80	$0.00	($3,878.80)	0.0%
10.112.5807.1000.0210	TSSP Retirement	$899.49	$899.49	$0.00	($899.49)	0.0%
10.112.5807.1000.0220	TSSP FICA	$296.73	$296.73	$0.00	($296.73)	0.0%
10.112.5868.1000.0610	BVES Teacher Materials & Supplies	$5,000.00	$5,000.00	$0.00	($5,000.00)	0.0%
10.112.5876.1000.0131	Educator Salary Adjustment BVES	$8,159.22	$8,159.22	$0.00	($8,159.22)	0.0%
10.112.5876.1000.0210	BVES ESA Retirement	$1,615.21	$1,615.21	$0.00	($1,615.21)	0.0%
10.112.5876.1000.0220	BVES ESA FICA	$607.64	$607.64	$0.00	($607.64)	0.0%
10.112.5876.1000.0240	Group Insurance	$1,427.72	$1,427.72	$0.00	($1,427.72)	0.0%
10.112.5882.1000.0131	Beverly Thompson Arts Teacher BVES	$1,692.17	$1,692.17	$0.00	($1,692.17)	0.0%
10.112.5882.1000.0210	BTS Teacher Retirement	$321.85	$321.85	$0.00	($321.85)	0.0%
10.112.5882.1000.0220	BTS Teacher FICA	$129.45	$129.45	$0.00	($129.45)	0.0%
10.112.5882.1000.0240	BTS Insurance	$740.94	$740.94	$0.00	($740.94)	0.0%
10.112.7801.1000.0161	Para Professional Title I BVES	$2,189.28	$2,189.28	$0.00	($2,189.28)	0.0%
10.112.7801.1000.0220	Social Security	$167.49	$167.49	$0.00	($167.49)	0.0%

Garfield County School District

Account Level Operating Statement For the Period 07/01/2024 through 09/30/2025

Fiscal Year: 2025-2026

		07/01/2024 - 09/30/2025	Budget	Budget Balance		
10.112.7801.1000.0650	Bv Elementary Title I Supplies	$10,000.00	$10,000.00	$0.00	($10,000.00)	0.0%
10.112.7860.2212.0580	BVES Title II Prov Dev Trav	$1,877.08	$1,877.08	$0.00	($1,877.08)	0.0%
10.116.0050.1000.0131	Teacher EES	$25,576.20	$25,576.20	$0.00	($25,576.20)	0.0%
10.116.0050.1000.0132	SUB TEACHERS	$674.12	$674.12	$0.00	($674.12)	0.0%
10.116.0050.1000.0161	Para Professional EES	$6,112.99	$6,112.99	$0.00	($6,112.99)	0.0%
10.116.0050.1000.0210	Retirement	$5,580.74	$5,580.74	$0.00	($5,580.74)	0.0%
10.116.0050.1000.0220	Social Security	$2,755.39	$2,755.39	$0.00	($2,755.39)	0.0%
10.116.0050.1000.0240	Group Insurance	$2,078.97	$2,078.97	$0.00	($2,078.97)	0.0%
10.116.0050.1000.0241	Insurance Opt Out Teacher EES	$3,830.00	$3,830.00	$0.00	($3,830.00)	0.0%
10.116.0050.1000.0610	EES Instruction Supply	$8,386.22	$8,386.22	$0.00	($8,386.22)	0.0%
10.116.0050.2220.0162	Para Pro Library/Media Services EES	$332.50	$332.50	$0.00	($332.50)	0.0%
10.116.0050.2220.0220	Soc Sec	$25.44	$25.44	$0.00	($25.44)	0.0%
10.116.0050.2600.0411	EES School Water/Sewage	$294.20	$294.20	$0.00	($294.20)	0.0%
10.116.0050.2600.0412	EES Operation/Maintenance Disposal Servi	$560.00	$560.00	$0.00	($560.00)	0.0%
10.116.0050.2600.0430	EES Repairs/Maintenance	$476.16	$476.16	$0.00	($476.16)	0.0%
10.116.0050.2600.0530	EES Communication Phone	$1,073.49	$1,073.49	$0.00	($1,073.49)	0.0%
10.116.0050.2600.0622	EES School Electricity	$2,956.49	$2,956.49	$0.00	($2,956.49)	0.0%
10.116.0050.2610.0610	EES Custodial Supplies	$1,549.26	$1,549.26	$0.00	($1,549.26)	0.0%
10.116.0050.2620.0610	EES Buildings Supplies	$88.36	$88.36	$0.00	($88.36)	0.0%
10.116.0400.2100.0152	SECRETARIAL	$8,672.17	$8,672.17	$0.00	($8,672.17)	0.0%
10.116.0400.2100.0210	STATE RETIREMENT	$1,671.83	$1,671.83	$0.00	($1,671.83)	0.0%
10.116.0400.2100.0220	FICA	$763.90	$763.90	$0.00	($763.90)	0.0%
10.116.0400.2100.0241	PEHP Opt-Out	$1,805.00	$1,805.00	$0.00	($1,805.00)	0.0%
10.116.0400.2400.0198	Secretary Substitute EES	$296.02	$296.02	$0.00	($296.02)	0.0%
10.116.0400.2400.0220	EES Admin FICA	$22.64	$22.64	$0.00	($22.64)	0.0%
10.116.0400.2410.0121	PRINCIPALS	$12,561.42	$12,561.42	$0.00	($12,561.42)	0.0%
10.116.0400.2410.0210	STATE RETIREMENT	$2,431.08	$2,431.08	$0.00	($2,431.08)	0.0%
10.116.0400.2410.0220	EES Admin FICA	$946.33	$946.33	$0.00	($946.33)	0.0%
10.116.0400.2410.0240	GROUP INSURANCE	$3,016.31	$3,016.31	$0.00	($3,016.31)	0.0%
10.116.0400.2500.0340	Other Purchased Services	$43.27	$43.27	$0.00	($43.27)	0.0%
10.116.0400.2610.0182	CUSTODIANS-REG	$14,634.34	$14,634.34	$0.00	($14,634.34)	0.0%
10.116.0400.2610.0210	STATE RETIREMENT	$2,833.15	$2,833.15	$0.00	($2,833.15)	0.0%
10.116.0400.2610.0220	FICA	$1,072.27	$1,072.27	$0.00	($1,072.27)	0.0%
10.116.0400.2610.0240	GROUP INSURANCE	$6,384.00	$6,384.00	$0.00	($6,384.00)	0.0%
10.116.0400.2610.0530	CELL PHONE	$150.00	$150.00	$0.00	($150.00)	0.0%
10.116.0500.1000.0161	Community Pre-K EES	$3,492.36	$3,492.36	$0.00	($3,492.36)	0.0%
10.116.0500.1000.0220	EES Community PreK FICA	$267.16	$267.16	$0.00	($267.16)	0.0%
10.116.1205.1000.0131	Teacher Special Ed EES	$2,392.73	$2,392.73	$0.00	($2,392.73)	0.0%
10.116.1205.1000.0161	Para Professional Special Ed EES	$2,234.07	$2,234.07	$0.00	($2,234.07)	0.0%
10.116.1205.1000.0210	State Retirement	$455.10	$455.10	$0.00	($455.10)	0.0%
10.116.1205.1000.0220	Social Security	$342.53	$342.53	$0.00	($342.53)	0.0%
10.116.1205.1000.0240	GROUP INSURANCE	$575.47	$575.47	$0.00	($575.47)	0.0%
10.116.1210.1000.0131	SC SpEd Teacher	$261.57	$261.57	$0.00	($261.57)	0.0%
10.116.1210.1000.0210	STATE RETIREMENT	$49.75	$49.75	$0.00	($49.75)	0.0%
10.116.1210.1000.0220	FICA	$18.77	$18.77	$0.00	($18.77)	0.0%
10.116.1210.1000.0240	GROUP INSURANCE	$62.91	$62.91	$0.00	($62.91)	0.0%
10.116.1220.1000.0131	Teachers	$30.28	$30.28	$0.00	($30.28)	0.0%
10.116.1220.1000.0210	Ext Yr SPED Retirement	$5.76	$5.76	$0.00	($5.76)	0.0%
10.116.1220.1000.0220	FICA	$2.17	$2.17	$0.00	($2.17)	0.0%
10.116.1220.1000.0240	SPED Ext Year Bogus	$7.28	$7.28	$0.00	($7.28)	0.0%
10.116.1225.1000.0131	Teachers	$68.83	$68.83	$0.00	($68.83)	0.0%
10.116.1225.1000.0210	Ext Yr SPED Retirement	$13.09	$13.09	$0.00	($13.09)	0.0%
10.116.1225.1000.0220	Ext Yr SPED FICA	$4.94	$4.94	$0.00	($4.94)	0.0%
10.116.1225.1000.0240	SPED Ext Year Bogus	$16.55	$16.55	$0.00	($16.55)	0.0%
10.116.5420.1000.0131	EES Trustlands Teacher Wages	$1,137.50	$1,137.50	$0.00	($1,137.50)	0.0%
10.116.5420.1000.0210	Trustlands State Retirement EES	$216.35	$216.35	$0.00	($216.35)	0.0%
10.116.5420.1000.0220	Trustlands Social Security EES	$112.83	$112.83	$0.00	($112.83)	0.0%
10.116.5420.1000.0241	PEHP Opt-Out	$337.50	$337.50	$0.00	($337.50)	0.0%
10.116.5420.2212.0580	Trustlands Prof Dev Travel EES	$537.00	$537.00	$0.00	($537.00)	0.0%
10.116.5678.1000.0131	TSSA Adjustment EES	$2,138.50	$2,138.50	$0.00	($2,138.50)	0.0%
10.116.5678.1000.0161	Para Professional TSSA	$3,808.51	$3,808.51	$0.00	($3,808.51)	0.0%
10.116.5678.1000.0210	Retirement	$401.73	$401.73	$0.00	($401.73)	0.0%
10.116.5678.1000.0220	FICA	$479.45	$479.45	$0.00	($479.45)	0.0%

Garfield County School District

Account Level Operating Statement For the Period 07/01/2024 through 09/30/2025

Fiscal Year: 2025-2026

		07/01/2024 - 09/30/2025		Budget	Budget Balance	
10.116.5678.1000.0240	Group Insurance	$124.18	$124.18	$0.00	($124.18)	0.0%
10.116.5678.1000.0241	Insurance Opt Out Teacher EES	$337.50	$337.50	$0.00	($337.50)	0.0%
10.116.5678.2213.0580	Trustlands PD Staff Travel EES	$943.00	$943.00	$0.00	($943.00)	0.0%
10.116.5868.1000.0610	EES Teacher Materials & Supplies	$3,000.00	$3,000.00	$0.00	($3,000.00)	0.0%
10.116.5876.1000.0131	Educator Salary Adjustment EES	$6,493.21	$6,493.21	$0.00	($6,493.21)	0.0%
10.116.5876.1000.0210	EES ESA Retirement	$1,211.39	$1,211.39	$0.00	($1,211.39)	0.0%
10.116.5876.1000.0220	EES ESA FICA	$490.50	$490.50	$0.00	($490.50)	0.0%
10.116.5876.1000.0240	Group Insurance	$584.24	$584.24	$0.00	($584.24)	0.0%
10.116.5882.1000.0131	TEACHERS	$2,115.20	$2,115.20	$0.00	($2,115.20)	0.0%
10.116.5882.1000.0210	STATE RETIREMENT	$402.31	$402.31	$0.00	($402.31)	0.0%
10.116.5882.1000.0220	FICA	$161.81	$161.81	$0.00	($161.81)	0.0%
10.116.5882.1000.0240	GROUP INSURANCE	$926.18	$926.18	$0.00	($926.18)	0.0%
10.116.7801.1000.0161	Para Professional Title I EES	$960.88	$960.88	$0.00	($960.88)	0.0%
10.116.7801.1000.0220	Social Security	$73.51	$73.51	$0.00	($73.51)	0.0%
10.116.7801.1000.0610	Title I Supp	$8,410.00	$8,410.00	$0.00	($8,410.00)	0.0%
10.116.7801.1000.0650	Title I Supp	$9,975.00	$9,975.00	$0.00	($9,975.00)	0.0%
10.116.7860.2212.0580	Title II A Travel	$179.00	$179.00	$0.00	($179.00)	0.0%
10.124.0050.1000.0131	PES Teacher Salaries	$43,240.58	$43,240.58	$0.00	($43,240.58)	0.0%
10.124.0050.1000.0132	Substitute Teacher PES	$252.51	$252.51	$0.00	($252.51)	0.0%
10.124.0050.1000.0210	Retirement	$8,821.67	$8,821.67	$0.00	($8,821.67)	0.0%
10.124.0050.1000.0220	Social Security	$3,497.99	$3,497.99	$0.00	($3,497.99)	0.0%
10.124.0050.1000.0240	Group Insurance	$9,541.41	$9,541.41	$0.00	($9,541.41)	0.0%
10.124.0050.1000.0241	Insurance Opt Out Teacher PES	$3,375.00	$3,375.00	$0.00	($3,375.00)	0.0%
10.124.0050.1000.0610	PES Instruct Supplies	$26.54	$26.54	$0.00	($26.54)	0.0%
10.124.0050.2220.0162	Para Pro Library/Media Services PES	$2,314.93	$2,314.93	$0.00	($2,314.93)	0.0%
10.124.0050.2220.0220	Soc Sec	$177.10	$177.10	$0.00	($177.10)	0.0%
10.124.0050.2600.0411	PES School Water/Sewage	$1,051.00	$1,051.00	$0.00	($1,051.00)	0.0%
10.124.0050.2600.0412	PES Operation/Maintenance Disposal Servi	$910.00	$910.00	$0.00	($910.00)	0.0%
10.124.0050.2600.0430	PES Repairs/Maintenance	$2,147.85	$2,147.85	$0.00	($2,147.85)	0.0%
10.124.0050.2600.0530	PES Communication Phone	$99.37	$99.37	$0.00	($99.37)	0.0%
10.124.0050.2600.0621	PES School Natural Gas	$329.72	$329.72	$0.00	($329.72)	0.0%
10.124.0050.2600.0622	PES School Electricity	$5,605.03	$5,605.03	$0.00	($5,605.03)	0.0%
10.124.0050.2610.0610	PES Custodial Supplies	$1,706.65	$1,706.65	$0.00	($1,706.65)	0.0%
10.124.0050.2620.0610	PES Maintenance Supply	$34.27	$34.27	$0.00	($34.27)	0.0%
10.124.0400.2100.0152	SECRETARIAL	$6,242.11	$6,242.11	$0.00	($6,242.11)	0.0%
10.124.0400.2100.0210	STATE RETIREMENT	$1,200.95	$1,200.95	$0.00	($1,200.95)	0.0%
10.124.0400.2100.0220	FICA	$477.53	$477.53	$0.00	($477.53)	0.0%
10.124.0400.2100.0240	GROUP INSURANCE	$5,204.00	$5,204.00	$0.00	($5,204.00)	0.0%
10.124.0400.2410.0121	PRINCIPALS	$9,403.62	$9,403.62	$0.00	($9,403.62)	0.0%
10.124.0400.2410.0210	STATE RETIREMENT	$2,133.68	$2,133.68	$0.00	($2,133.68)	0.0%
10.124.0400.2410.0220	PES Admin FICA	$700.25	$700.25	$0.00	($700.25)	0.0%
10.124.0400.2410.0240	GROUP INSURANCE	$2,308.00	$2,308.00	$0.00	($2,308.00)	0.0%
10.124.0400.2410.0530	PES Principal's Cell	$50.00	$50.00	$0.00	($50.00)	0.0%
10.124.0400.2500.0340	Other Purchased Services	$228.53	$228.53	$0.00	($228.53)	0.0%
10.124.0400.2610.0182	CUSTODIANS-REG	$14,384.63	$14,384.63	$0.00	($14,384.63)	0.0%
10.124.0400.2610.0210	STATE RETIREMENT	$2,784.77	$2,784.77	$0.00	($2,784.77)	0.0%
10.124.0400.2610.0220	FICA	$1,083.20	$1,083.20	$0.00	($1,083.20)	0.0%
10.124.0400.2610.0240	GROUP INSURANCE	$6,384.00	$6,384.00	$0.00	($6,384.00)	0.0%
10.124.0400.2610.0530	CELL PHONE	$150.00	$150.00	$0.00	($150.00)	0.0%
10.124.1205.1000.0131	Teacher Special Education PES	$5,655.30	$5,655.30	$0.00	($5,655.30)	0.0%
10.124.1205.1000.0132	State SPED Substitute Teacher PES	$302.67	$302.67	$0.00	($302.67)	0.0%
10.124.1205.1000.0161	Para Professional Special Ed PES	$2,379.50	$2,379.50	$0.00	($2,379.50)	0.0%
10.124.1205.1000.0210	State Retirement	$1,283.19	$1,283.19	$0.00	($1,283.19)	0.0%
10.124.1205.1000.0220	Social Security	$629.53	$629.53	$0.00	($629.53)	0.0%
10.124.1205.1000.0240	Group Insurance	$1,732.45	$1,732.45	$0.00	($1,732.45)	0.0%
10.124.1210.1000.0131	SC SPED Teacher	$618.24	$618.24	$0.00	($618.24)	0.0%
10.124.1210.1000.0210	SC SPED Retirement	$140.27	$140.27	$0.00	($140.27)	0.0%
10.124.1210.1000.0220	SC SPED FICA	$46.39	$46.39	$0.00	($46.39)	0.0%
10.124.1210.1000.0240	SC SPED Insurance	$189.40	$189.40	$0.00	($189.40)	0.0%
10.124.1215.1000.0131	Teacher Special Education Pre-K PES	$2,641.60	$2,641.60	$0.00	($2,641.60)	0.0%
10.124.1215.1000.0161	PES SPED PreK Para	$5,318.56	$5,318.56	$0.00	($5,318.56)	0.0%
10.124.1215.1000.0210	PES SPED PreK Retire	$502.43	$502.43	$0.00	($502.43)	0.0%
10.124.1215.1000.0220	PES SPED PreK FICA	$608.81	$608.81	$0.00	($608.81)	0.0%

Garfield County School District

Account Level Operating Statement For the Period 07/01/2024 through 09/30/2025

Fiscal Year: 2025-2026

		07/01/2024 - 09/30/2025		Budget	Budget Balance	
10.124.1220.1000.0131	Teachers	$71.59	$71.59	$0.00	($71.59)	0.0%
10.124.1220.1000.0210	Ext Yr SPED Retirement	$16.24	$16.24	$0.00	($16.24)	0.0%
10.124.1220.1000.0220	Ext Yr SPED FICA	$5.37	$5.37	$0.00	($5.37)	0.0%
10.124.1220.1000.0240	SPED Ext Year	$21.93	$21.93	$0.00	($21.93)	0.0%
10.124.1225.1000.0131	Teacher Special Education PES	$162.70	$162.70	$0.00	($162.70)	0.0%
10.124.1225.1000.0210	State Retirement	$36.92	$36.92	$0.00	($36.92)	0.0%
10.124.1225.1000.0220	Social Security	$12.20	$12.20	$0.00	($12.20)	0.0%
10.124.1225.1000.0240	Group Insurance	$49.84	$49.84	$0.00	($49.84)	0.0%
10.124.1295.1000.0161	Para Professional Special Ed PES	$1,062.83	$1,062.83	$0.00	($1,062.83)	0.0%
10.124.1295.1000.0220	Social Security	$81.30	$81.30	$0.00	($81.30)	0.0%
10.124.5201.1000.0131	Class Size Reduction Teacher PES	$15,810.82	$15,810.82	$0.00	($15,810.82)	0.0%
10.124.5201.1000.0210	State Retirement	$3,432.21	$3,432.21	$0.00	($3,432.21)	0.0%
10.124.5201.1000.0220	Social Security	$1,136.33	$1,136.33	$0.00	($1,136.33)	0.0%
10.124.5201.1000.0240	Group Insurance	$5,755.90	$5,755.90	$0.00	($5,755.90)	0.0%
10.124.5220.2220.0162	Para Pro Library/Media Services PES	$570.40	$570.40	$0.00	($570.40)	0.0%
10.124.5220.2220.0220	FICA	$43.63	$43.63	$0.00	($43.63)	0.0%
10.124.5420.1000.0161	Trustlands Para Professional PES	$4,508.81	$4,508.81	$0.00	($4,508.81)	0.0%
10.124.5420.1000.0220	Trustlands Social Security PES	$344.92	$344.92	$0.00	($344.92)	0.0%
10.124.5651.1000.0131	EPPH - Teachers	$2,682.75	$2,682.75	$0.00	($2,682.75)	0.0%
10.124.5651.1000.0210	EPPH - Retirement	$559.59	$559.59	$0.00	($559.59)	0.0%
10.124.5651.1000.0220	EPPH - FICA	$196.87	$196.87	$0.00	($196.87)	0.0%
10.124.5677.1000.0161	Para Professional PES	$2,455.95	$2,455.95	$0.00	($2,455.95)	0.0%
10.124.5677.1000.0220	Social Security	$187.88	$187.88	$0.00	($187.88)	0.0%
10.124.5678.1000.0131	TSSA Adjustment PES	$2,578.48	$2,578.48	$0.00	($2,578.48)	0.0%
10.124.5678.1000.0161	Para Professional	$3,915.44	$3,915.44	$0.00	($3,915.44)	0.0%
10.124.5678.1000.0210	Retirement	$530.81	$530.81	$0.00	($530.81)	0.0%
10.124.5678.1000.0220	FICA	$490.42	$490.42	$0.00	($490.42)	0.0%
10.124.5678.1000.0240	Group Insurance	$617.57	$617.57	$0.00	($617.57)	0.0%
10.124.5807.1000.0190	TSSP Salary	$9,158.54	$9,158.54	$0.00	($9,158.54)	0.0%
10.124.5807.1000.0210	TSSP Retirement	$1,955.22	$1,955.22	$0.00	($1,955.22)	0.0%
10.124.5807.1000.0220	TSSP FICA	$700.62	$700.62	$0.00	($700.62)	0.0%
10.124.5868.1000.0610	PES Teacher Materials & Supplies	$6,750.00	$6,750.00	$0.00	($6,750.00)	0.0%
10.124.5876.1000.0131	Educator Salary Adjustment PES	$12,130.91	$12,130.91	$0.00	($12,130.91)	0.0%
10.124.5876.1000.0210	PES ESA Retirement	$2,497.24	$2,497.24	$0.00	($2,497.24)	0.0%
10.124.5876.1000.0220	PES ESA FICA	$897.92	$897.92	$0.00	($897.92)	0.0%
10.124.5876.1000.0240	ESA Group Health	$2,905.50	$2,905.50	$0.00	($2,905.50)	0.0%
10.124.5882.1000.0131	Beverly Thompson Arts Teacher PES	$2,009.06	$2,009.06	$0.00	($2,009.06)	0.0%
10.124.5882.1000.0210	BTS Teacher Retirement	$382.12	$382.12	$0.00	($382.12)	0.0%
10.124.5882.1000.0220	BTS Teacher FICA	$153.57	$153.57	$0.00	($153.57)	0.0%
10.124.7522.1000.0161	Para Professional Federal Pre-K PES	$2,916.06	$2,916.06	$0.00	($2,916.06)	0.0%
10.124.7522.1000.0220	PES Fed PreK FICA	$223.08	$223.08	$0.00	($223.08)	0.0%
10.124.7524.1000.0161	Para Professional IDEA PES	$5,623.68	$5,623.68	$0.00	($5,623.68)	0.0%
10.124.7524.1000.0220	Social Security	$430.20	$430.20	$0.00	($430.20)	0.0%
10.124.7801.1000.0161	Para Professional Title I PES	$9,729.20	$9,729.20	$0.00	($9,729.20)	0.0%
10.124.7801.1000.0210	State Retirement	$242.07	$242.07	$0.00	($242.07)	0.0%
10.124.7801.1000.0220	Social Security	$744.29	$744.29	$0.00	($744.29)	0.0%
10.124.7801.1000.0650	Title I Supp	$10,000.00	$10,000.00	$0.00	($10,000.00)	0.0%
10.124.7860.1000.0190	Other Salaries	$385.34	$385.34	$0.00	($385.34)	0.0%
10.124.7860.1000.0210	STATE RETIREMENT	$82.26	$82.26	$0.00	($82.26)	0.0%
10.124.7860.1000.0220	FICA	$29.47	$29.47	$0.00	($29.47)	0.0%
10.124.7860.2212.0580	PES Title II Travel Per	$151.00	$151.00	$0.00	($151.00)	0.0%
10.150.0050.1000.0131	Online Teacher Salaries	$11,782.04	$11,782.04	$0.00	($11,782.04)	0.0%
10.150.0050.1000.0210	Retirement - Online	$2,262.31	$2,262.31	$0.00	($2,262.31)	0.0%
10.150.0050.1000.0220	FICA - Online	$945.26	$945.26	$0.00	($945.26)	0.0%
10.150.0050.1000.0240	Insurance - Online	$4,365.77	$4,365.77	$0.00	($4,365.77)	0.0%
10.150.0050.1000.0241	Insurance Opt Out - Online	$675.00	$675.00	$0.00	($675.00)	0.0%
10.150.0050.1000.0610	GO Instructional Supplies	$189.99	$189.99	$0.00	($189.99)	0.0%
10.150.0050.1000.0670	GO Instruct Software	$5,600.00	$5,600.00	$0.00	($5,600.00)	0.0%
10.150.0400.2100.0152	SECRETARIAL	$6,395.18	$6,395.18	$0.00	($6,395.18)	0.0%
10.150.0400.2100.0220	FICA	$489.23	$489.23	$0.00	($489.23)	0.0%
10.150.1205.1000.0131	SPED Teacher Salary	$5,239.28	$5,239.28	$0.00	($5,239.28)	0.0%
10.150.1205.1000.0210	SPED Retirement	$1,188.79	$1,188.79	$0.00	($1,188.79)	0.0%
10.150.1205.1000.0220	SPED - FICA	$385.06	$385.06	$0.00	($385.06)	0.0%

Garfield County School District

Account Level Operating Statement For the Period 07/01/2024 through 09/30/2025

Fiscal Year: 2025-2026

		07/01/2024 - 09/30/2025		Budget	Budget Balance	
10.150.1205.1000.0240	GROUP INSURANCE	$2,082.60	$2,082.60	$0.00	($2,082.60)	0.0%
10.150.5385.2400.0610	Supplies	$26.88	$26.88	$0.00	($26.88)	0.0%
10.150.5420.1000.0131	Trust Lands - Teacher	$9,434.35	$9,434.35	$0.00	($9,434.35)	0.0%
10.150.5420.1000.0210	Trust Lands - Retirement	$1,963.17	$1,963.17	$0.00	($1,963.17)	0.0%
10.150.5420.1000.0220	Trust Lands - FICA	$718.87	$718.87	$0.00	($718.87)	0.0%
10.150.5420.1000.0240	Trust Lands - Insurance	$2,485.39	$2,485.39	$0.00	($2,485.39)	0.0%
10.150.5666.1000.0190	Other Salaries	$2,014.00	$2,014.00	$0.00	($2,014.00)	0.0%
10.150.5666.1000.0210	STATE RETIREMENT	$393.14	$393.14	$0.00	($393.14)	0.0%
10.150.5666.1000.0220	FICA	$154.06	$154.06	$0.00	($154.06)	0.0%
10.150.5678.1000.0131	TSSA - Online	$5,424.27	$5,424.27	$0.00	($5,424.27)	0.0%
10.150.5678.1000.0210	TSSA Retirement - Online	$1,045.16	$1,045.16	$0.00	($1,045.16)	0.0%
10.150.5678.1000.0220	TSSA FICA - Online	$404.78	$404.78	$0.00	($404.78)	0.0%
10.150.5678.1000.0240	Insurance - Online	$2,111.84	$2,111.84	$0.00	($2,111.84)	0.0%
10.150.5807.1000.0190	Other Salaries	$4,112.90	$4,112.90	$0.00	($4,112.90)	0.0%
10.150.5807.1000.0210	STATE RETIREMENT	$953.78	$953.78	$0.00	($953.78)	0.0%
10.150.5807.1000.0220	FICA	$314.64	$314.64	$0.00	($314.64)	0.0%
10.150.5868.1000.0610	GO Teacher Materials & Supplies	$3,000.00	$3,000.00	$0.00	($3,000.00)	0.0%
10.150.5876.1000.0131	ESA - Online	$6,007.23	$6,007.23	$0.00	($6,007.23)	0.0%
10.150.5876.1000.0210	ESA Retirement - Online	$1,205.89	$1,205.89	$0.00	($1,205.89)	0.0%
10.150.5876.1000.0220	ESA FICA - Online	$453.20	$453.20	$0.00	($453.20)	0.0%
10.150.5876.1000.0240	Insurance - Online	$1,255.40	$1,255.40	$0.00	($1,255.40)	0.0%
10.150.7860.2212.0580	Online Title II Travel	$687.02	$687.02	$0.00	($687.02)	0.0%
10.208.0050.1000.0610	BES Instruct Supply	$280.00	$280.00	$0.00	($280.00)	0.0%
10.208.0050.1000.0670	BES Instructional Software	$319.84	$319.84	$0.00	($319.84)	0.0%
10.212.0050.1000.0610	BVES Instruction Supply	$5,361.62	$5,361.62	$0.00	($5,361.62)	0.0%
10.212.0050.2220.0644	Library - Books & Periodicals	$165.63	$165.63	$0.00	($165.63)	0.0%
10.216.0050.1000.0610	Escalante Elementary Instruct Supplies	$793.58	$793.58	$0.00	($793.58)	0.0%
10.216.0050.1000.0650	Escalante Elementary Instruct Supplies	$40.12	$40.12	$0.00	($40.12)	0.0%
10.216.5678.1000.0610	TSSA Supplies	$134.99	$134.99	$0.00	($134.99)	0.0%
10.216.7801.1000.0610	Title I Supp	$370.00	$370.00	$0.00	($370.00)	0.0%
10.224.0050.1000.0610	PES Elementary Classroom Supplies	$5,899.72	$5,899.72	$0.00	($5,899.72)	0.0%
10.304.0050.2600.0430	PMS Repairs/Maintenance Ser	$289.75	$289.75	$0.00	($289.75)	0.0%
10.304.0050.2600.0621	PMS Natural Gas	$191.26	$191.26	$0.00	($191.26)	0.0%
10.500.0050.1000.0240	Group Insurance	$8,404.00	$8,404.00	$0.00	($8,404.00)	0.0%
10.500.0050.1000.0320	Professional - Educational Services	$100.00	$100.00	$0.00	($100.00)	0.0%
10.500.0050.1000.0610	District Office Classroom General Supply	$8,150.30	$8,150.30	$0.00	($8,150.30)	0.0%
10.500.0050.1000.0670	District Office Software	$11,902.85	$11,902.85	$0.00	($11,902.85)	0.0%
10.500.0050.1510.0999	Interest Earned	($3.86)	($3.86)	$0.00	$3.86	0.0%
10.500.0050.2500.0310	Support Services Official/Admin Services	$966.00	$966.00	$0.00	($966.00)	0.0%
10.500.0050.2600.0411	District Office Water/Sewage	$271.00	$271.00	$0.00	($271.00)	0.0%
10.500.0050.2600.0412	District Operation/Maintenance Disposal	$560.00	$560.00	$0.00	($560.00)	0.0%
10.500.0050.2600.0430	District Repairs & Maintenance Services	$1,645.50	$1,645.50	$0.00	($1,645.50)	0.0%
10.500.0050.2600.0521	Operations/Maintenance Property Insurance	$57,040.00	$57,040.00	$0.00	($57,040.00)	0.0%
10.500.0050.2600.0530	District Communication (Telephone/Other)	$2,633.26	$2,633.26	$0.00	($2,633.26)	0.0%
10.500.0050.2600.0621	District Office Natural Gas	$128.32	$128.32	$0.00	($128.32)	0.0%
10.500.0050.2600.0622	District Office Electricity	$1,332.20	$1,332.20	$0.00	($1,332.20)	0.0%
10.500.0230.2710.0172	Bus Drivers Activities	$11,081.34	$11,081.34	$0.00	($11,081.34)	0.0%
10.500.0230.2710.0210	Retirement	$224.65	$224.65	$0.00	($224.65)	0.0%
10.500.0230.2710.0220	Soc Sec	$847.74	$847.74	$0.00	($847.74)	0.0%
10.500.0400.2130.0143	School Nurse GCSD	$6,000.00	$6,000.00	$0.00	($6,000.00)	0.0%
10.500.0400.2130.0220	Nurse FICA	$470.49	$470.49	$0.00	($470.49)	0.0%
10.500.0400.2130.0530	School Nurse - Cell Phone Stipend	$150.00	$150.00	$0.00	($150.00)	0.0%
10.500.0400.2130.0610	School Nurse Supplies	$18.95	$18.95	$0.00	($18.95)	0.0%
10.500.0400.2300.0220	Social Security	$22.13	$22.13	$0.00	($22.13)	0.0%
10.500.0400.2300.0340	District Professional/Technical Services	$9,000.00	$9,000.00	$0.00	($9,000.00)	0.0%
10.500.0400.2300.0440	District Office Rentals	$163.74	$163.74	$0.00	($163.74)	0.0%
10.500.0400.2300.0522	District Admin - Liability Insurance	$46,960.00	$46,960.00	$0.00	($46,960.00)	0.0%
10.500.0400.2300.0530	Admin Phone	$150.00	$150.00	$0.00	($150.00)	0.0%
10.500.0400.2300.0540	Support Services Advertising	$2,621.85	$2,621.85	$0.00	($2,621.85)	0.0%
10.500.0400.2300.0610	District Support Services General Supply	$8,297.10	$8,297.10	$0.00	($8,297.10)	0.0%

Garfield County School District

Account Level Operating Statement For the Period 07/01/2024 through 09/30/2025

Fiscal Year: 2025-2026

		07/01/2024 - 09/30/2025		Budget	Budget Balance	
10.500.0400.2300.0810	Local Support Services Dues & Fees	$461.00	$461.00	$0.00	($461.00)	0.0%
10.500.0400.2310.0111	GCSD School Board Member	$3,750.00	$3,750.00	$0.00	($3,750.00)	0.0%
10.500.0400.2310.0220	Social Security	$265.99	$265.99	$0.00	($265.99)	0.0%
10.500.0400.2310.0240	Group Insurance	$19,654.00	$19,654.00	$0.00	($19,654.00)	0.0%
10.500.0400.2310.0580	Board Of Education Staff Travel/Per Diem	$2,500.00	$2,500.00	$0.00	($2,500.00)	0.0%
10.500.0400.2310.0610	Board Of Education Services - Supplies	$179.24	$179.24	$0.00	($179.24)	0.0%
10.500.0400.2316.0340	Independent Audit Services Professional	$18,000.00	$18,000.00	$0.00	($18,000.00)	0.0%
10.500.0400.2317.0349	Purchased Legal Services	$114.00	$114.00	$0.00	($114.00)	0.0%
10.500.0400.2320.0112	Superintendent Garfield School District	$40,119.03	$40,119.03	$0.00	($40,119.03)	0.0%
10.500.0400.2320.0210	Retirement	$9,838.53	$9,838.53	$0.00	($9,838.53)	0.0%
10.500.0400.2320.0220	Social Security	$2,958.05	$2,958.05	$0.00	($2,958.05)	0.0%
10.500.0400.2320.0240	Group Insurance	$6,384.00	$6,384.00	$0.00	($6,384.00)	0.0%
10.500.0400.2321.0610	Office Of The Supt - Supplies	$30.68	$30.68	$0.00	($30.68)	0.0%
10.500.0400.2500.0151	Accounting Personnel District Office	$68,901.40	$68,901.40	$0.00	($68,901.40)	0.0%
10.500.0400.2500.0210	State Retirement	$14,060.00	$14,060.00	$0.00	($14,060.00)	0.0%
10.500.0400.2500.0220	Social Security	$5,253.84	$5,253.84	$0.00	($5,253.84)	0.0%
10.500.0400.2500.0240	Group Insurance	$18,300.00	$18,300.00	$0.00	($18,300.00)	0.0%
10.500.0400.2500.0241	Insurance Opt Out	$565.00	$565.00	$0.00	($565.00)	0.0%
10.500.0400.2500.0340	Other Contracted Professional Services	$21,350.77	$21,350.77	$0.00	($21,350.77)	0.0%
10.500.0400.2500.0610	District Local Support Services Supplies	$3,265.30	$3,265.30	$0.00	($3,265.30)	0.0%
10.500.0400.2500.0670	Local Support Services Software	$7,121.00	$7,121.00	$0.00	($7,121.00)	0.0%
10.500.0400.2500.0890	Misc. Expense	$2,000.00	$2,000.00	$0.00	($2,000.00)	0.0%
10.500.0400.2510.0114	Business Administrator District Office	$33,766.73	$33,766.73	$0.00	($33,766.73)	0.0%
10.500.0400.2510.0210	Retirement	$6,534.95	$6,534.95	$0.00	($6,534.95)	0.0%
10.500.0400.2510.0220	Social Security	$2,446.97	$2,446.97	$0.00	($2,446.97)	0.0%
10.500.0400.2510.0240	Group Insurance	$6,384.00	$6,384.00	$0.00	($6,384.00)	0.0%
10.500.0400.2580.0115	Technology Specialist District Office	$18,653.43	$18,653.43	$0.00	($18,653.43)	0.0%
10.500.0400.2580.0210	Retirement	$3,610.76	$3,610.76	$0.00	($3,610.76)	0.0%
10.500.0400.2580.0220	Social Security	$1,409.19	$1,409.19	$0.00	($1,409.19)	0.0%
10.500.0400.2580.0240	Group Insurance	$6,008.04	$6,008.04	$0.00	($6,008.04)	0.0%
10.500.0400.2580.0530	Technology Phone	$150.00	$150.00	$0.00	($150.00)	0.0%
10.500.0400.2580.0610	Administrative Techno Services Supplies	$1,011.64	$1,011.64	$0.00	($1,011.64)	0.0%
10.500.0400.2580.0670	District Support Software	$8,772.00	$8,772.00	$0.00	($8,772.00)	0.0%
10.500.0400.2580.0734	District Office Tech Hardware	$2,642.61	$2,642.61	$0.00	($2,642.61)	0.0%
10.500.0400.2600.0181	Maintenance Supervisor District Office	$38,875.02	$38,875.02	$0.00	($38,875.02)	0.0%
10.500.0400.2600.0210	State Retirement	$8,950.32	$8,950.32	$0.00	($8,950.32)	0.0%
10.500.0400.2600.0220	Social Security	$3,020.72	$3,020.72	$0.00	($3,020.72)	0.0%
10.500.0400.2600.0240	Group Insurance	$13,046.92	$13,046.92	$0.00	($13,046.92)	0.0%
10.500.0400.2600.0241	PEHP Opt-Out	$1,805.00	$1,805.00	$0.00	($1,805.00)	0.0%
10.500.0400.2610.0181	SUPERVISOR	$19,169.36	$19,169.36	$0.00	($19,169.36)	0.0%
10.500.0400.2610.0210	Retirement	$4,414.88	$4,414.88	$0.00	($4,414.88)	0.0%
10.500.0400.2610.0220	FICA	$1,500.04	$1,500.04	$0.00	($1,500.04)	0.0%
10.500.0400.2610.0240	Insurance	$73.08	$73.08	$0.00	($73.08)	0.0%
10.500.0400.2610.0530	CELL PHONE	$450.00	$450.00	$0.00	($450.00)	0.0%
10.500.0400.2610.0610	District Operation Of Building Supplies	$160.51	$160.51	$0.00	($160.51)	0.0%
10.500.0400.2620.0430	R&M Services	$4,431.27	$4,431.27	$0.00	($4,431.27)	0.0%
10.500.0400.2620.0610	District Maintenance Of Buildings Supply	$170.99	$170.99	$0.00	($170.99)	0.0%
10.500.0400.2650.0430	District Repairs & Maintenance Services	$60.00	$60.00	$0.00	($60.00)	0.0%
10.500.0400.2650.0521	Vehicle/Maintenance Service Property Ins	$16,060.00	$16,060.00	$0.00	($16,060.00)	0.0%
10.500.0400.2710.0735	Non-Bus Fleet Purchases	$65,000.00	$65,000.00	$0.00	($65,000.00)	0.0%
10.500.0500.2570.0190	Other Salaries	$0.16	$0.16	$0.00	($0.16)	0.0%
10.500.0500.2570.0210	STATE RETIREMENT	$3.84	$3.84	$0.00	($3.84)	0.0%
10.500.0500.2570.0220	FICA	$1.50	$1.50	$0.00	($1.50)	0.0%
10.500.0500.2570.0290	Other Employee Benefits	$20.00	$20.00	$0.00	($20.00)	0.0%
10.500.1205.1000.0220	Special Education Social Security	$3.85	$3.85	$0.00	($3.85)	0.0%
10.500.1205.1000.0530	Special Education Telephone	$50.00	$50.00	$0.00	($50.00)	0.0%
10.500.1205.1000.0610	Special Education General Supplies	$568.58	$568.58	$0.00	($568.58)	0.0%
10.500.1205.2500.0115	Special Education Support Service Direct	$2,905.77	$2,905.77	$0.00	($2,905.77)	0.0%
10.500.1205.2500.0210	SPED Support Services State Retirement	$552.68	$552.68	$0.00	($552.68)	0.0%

		07/01/2024 - 09/30/2025		Budget	Budget Balance	
10.500.1205.2500.0220	SPED Support Services Social Security	$222.13	$222.13	$0.00	($222.13)	0.0%
10.500.1215.1000.0131	District Preschool Teacher	$982.91	$982.91	$0.00	($982.91)	0.0%
10.500.1215.1000.0210	No Such Thing	$186.94	$186.94	$0.00	($186.94)	0.0%
10.500.1215.1000.0220	No Such Thing	$75.14	$75.14	$0.00	($75.14)	0.0%
10.500.1215.1000.0610	Pre-K Supplies	$1,873.95	$1,873.95	$0.00	($1,873.95)	0.0%
10.500.1609.1000.0115	DIRECTORS	$6,220.89	$6,220.89	$0.00	($6,220.89)	0.0%
10.500.1609.1000.0210	Adult Ed Retirement	$1,411.52	$1,411.52	$0.00	($1,411.52)	0.0%
10.500.1609.1000.0220	Adult Ed FICA	$444.23	$444.23	$0.00	($444.23)	0.0%
10.500.1609.1000.0240	Adult Ed Insurance	$1,804.92	$1,804.92	$0.00	($1,804.92)	0.0%
10.500.1609.1000.0340	Adult High School Professional Services	$100.00	$100.00	$0.00	($100.00)	0.0%
10.500.1609.1000.0530	Cell Phone Reimbursement	$130.02	$130.02	$0.00	($130.02)	0.0%
10.500.1609.1000.0735	Adult Ed Vehicle	$1,862.84	$1,862.84	$0.00	($1,862.84)	0.0%
10.500.1609.2400.0152	Adult Ed Secretary	$2,936.13	$2,936.13	$0.00	($2,936.13)	0.0%
10.500.1609.2400.0220	Adult Ed. FICA	$224.61	$224.61	$0.00	($224.61)	0.0%
10.500.5315.2700.0152	Transportation Secretary	$437.88	$437.88	$0.00	($437.88)	0.0%
10.500.5315.2700.0173	Transportation Mechanic	$17,430.98	$17,430.98	$0.00	($17,430.98)	0.0%
10.500.5315.2700.0210	State Retirement	$3,373.44	$3,373.44	$0.00	($3,373.44)	0.0%
10.500.5315.2700.0220	Social Security	$1,485.77	$1,485.77	$0.00	($1,485.77)	0.0%
10.500.5315.2700.0241	Insurance Opt-Out Transportation District	$1,805.00	$1,805.00	$0.00	($1,805.00)	0.0%
10.500.5315.2700.0340	Student Transportation Contract Services	$3,258.60	$3,258.60	$0.00	($3,258.60)	0.0%
10.500.5315.2700.0430	Transport Repairs & Maintenance Service	$2,662.24	$2,662.24	$0.00	($2,662.24)	0.0%
10.500.5315.2700.0514	Student Transportation Student Allowance	$196.00	$196.00	$0.00	($196.00)	0.0%
10.500.5315.2700.0530	Transportation Cell Phone	$150.00	$150.00	$0.00	($150.00)	0.0%
10.500.5315.2700.0610	Student Transportation General Supplies	$1,189.17	$1,189.17	$0.00	($1,189.17)	0.0%
10.500.5315.2700.0626	Diesel/Gasoline	$260.42	$260.42	$0.00	($260.42)	0.0%
10.500.5315.2700.0681	Transportation Lubricants	$394.98	$394.98	$0.00	($394.98)	0.0%
10.500.5315.2700.0682	Tires & Tubes	$1,542.60	$1,542.60	$0.00	($1,542.60)	0.0%
10.500.5315.2700.0683	Repair Parts For Buses & Other Vehicles	$8,771.26	$8,771.26	$0.00	($8,771.26)	0.0%
10.500.5315.2700.0732	Bus Purchases	$162,931.00	$162,931.00	$0.00	($162,931.00)	0.0%
10.500.5315.2710.0172	Vehicle Operation Services Bus Route	$10,758.60	$10,758.60	$0.00	($10,758.60)	0.0%
10.500.5315.2710.0210	Retirement	$565.61	$565.61	$0.00	($565.61)	0.0%
10.500.5315.2710.0220	Soc Sec	$813.28	$813.28	$0.00	($813.28)	0.0%
10.500.5315.2710.0240	Group Insurance	$546.61	$546.61	$0.00	($546.61)	0.0%
10.500.5315.2790.0172	Bus Driver - Other	$4,735.94	$4,735.94	$0.00	($4,735.94)	0.0%
10.500.5315.2790.0210	Retirement	$99.11	$99.11	$0.00	($99.11)	0.0%
10.500.5315.2790.0220	FICA	$361.66	$361.66	$0.00	($361.66)	0.0%
10.500.5315.2790.0240	Insurance	$50.18	$50.18	$0.00	($50.18)	0.0%
10.500.5321.2510.0345	Accounting Transition Services	$3,720.00	$3,720.00	$0.00	($3,720.00)	0.0%
10.500.5613.1000.0115	DIRECTORS	$1,754.61	$1,754.61	$0.00	($1,754.61)	0.0%
10.500.5613.1000.0210	Corrections Retirement	$398.12	$398.12	$0.00	($398.12)	0.0%
10.500.5613.1000.0220	Corrections FICA	$124.30	$124.30	$0.00	($124.30)	0.0%
10.500.5613.1000.0240	Corrections Insurance	$509.08	$509.08	$0.00	($509.08)	0.0%
10.500.5671.1000.0610	VFG Supplies	$1,013.49	$1,013.49	$0.00	($1,013.49)	0.0%
10.500.5672.2190.0340	Other Professional Services	$12,939.00	$12,939.00	$0.00	($12,939.00)	0.0%
10.500.5673.2190.0340	Other Professional Services	$70,742.00	$70,742.00	$0.00	($70,742.00)	0.0%
10.500.5677.1000.0115	DIRECTORS	$5,241.61	$5,241.61	$0.00	($5,241.61)	0.0%
10.500.5677.1000.0210	STATE RETIREMENT	$996.95	$996.95	$0.00	($996.95)	0.0%
10.500.5677.1000.0220	Social Security	$391.76	$391.76	$0.00	($391.76)	0.0%
10.500.5677.1000.0240	GROUP INSURANCE	$1,926.50	$1,926.50	$0.00	($1,926.50)	0.0%
10.500.5678.1000.0131	TSSA Adjustment	$460.56	$460.56	$0.00	($460.56)	0.0%
10.500.5678.1000.0210	Retirement	$94.33	$94.33	$0.00	($94.33)	0.0%
10.500.5678.1000.0220	FICA	$34.39	$34.39	$0.00	($34.39)	0.0%
10.500.5678.1000.0240	Group Insurance	$119.21	$119.21	$0.00	($119.21)	0.0%
10.500.5679.2100.0340	Student Mental Health Services	$1,812.50	$1,812.50	$0.00	($1,812.50)	0.0%
10.500.5679.2110.0141	District Social Worker	$2,704.26	$2,704.26	$0.00	($2,704.26)	0.0%
10.500.5679.2110.0210	Mental Health Retirement	$514.35	$514.35	$0.00	($514.35)	0.0%
10.500.5679.2110.0220	FICA	$258.72	$258.72	$0.00	($258.72)	0.0%
10.500.5679.2110.0241	Insurance Opt Out	$675.00	$675.00	$0.00	($675.00)	0.0%
10.500.5697.1000.0131	Early Learning Coach	$6,396.04	$6,396.04	$0.00	($6,396.04)	0.0%
10.500.5697.1000.0210	Early Learning - Retirement	$1,451.26	$1,451.26	$0.00	($1,451.26)	0.0%

Garfield County School District

Account Level Operating Statement For the Period 07/01/2024 through 09/30/2025

Fiscal Year: 2025-2026

		07/01/2024 - 09/30/2025		Budget	Budget Balance	
10.500.5697.1000.0220	Early Learning - FICA	$470.79	$470.79	$0.00	($470.79)	0.0%
10.500.5697.1000.0240	Early Learning Coach - Health	$1,789.00	$1,789.00	$0.00	($1,789.00)	0.0%
10.500.5868.1000.0610	Supplies (Gen)	($16,048.82)	($16,048.82)	$0.00	$16,048.82	0.0%
10.500.5876.1000.0131	Educator Salary Adjustment District	$2,166.73	$2,166.73	$0.00	($2,166.73)	0.0%
10.500.5876.1000.0210	State Retirement	$443.77	$443.77	$0.00	($443.77)	0.0%
10.500.5876.1000.0220	Social Security	$161.70	$161.70	$0.00	($161.70)	0.0%
10.500.5876.1000.0240	Group Insurance	$560.82	$560.82	$0.00	($560.82)	0.0%
10.500.5914.2200.0190	School Safety Stipends	$1,717.20	$1,717.20	$0.00	($1,717.20)	0.0%
10.500.5914.2200.0210	Safety Stipend - Retirement	$331.94	$331.94	$0.00	($331.94)	0.0%
10.500.5914.2200.0220	Safety Stipend - FICA	$128.70	$128.70	$0.00	($128.70)	0.0%
10.500.5914.2200.0240	Safety Stipends - Insurance	$551.96	$551.96	$0.00	($551.96)	0.0%
10.500.6015.1000.0610	CTE Admin Supplies	$1,586.25	$1,586.25	$0.00	($1,586.25)	0.0%
10.500.6015.2300.0115	DIRECTORS	$9,529.38	$9,529.38	$0.00	($9,529.38)	0.0%
10.500.6015.2300.0210	STATE RETIREMENT	$2,162.22	$2,162.22	$0.00	($2,162.22)	0.0%
10.500.6015.2300.0220	FICA	$694.55	$694.55	$0.00	($694.55)	0.0%
10.500.6015.2300.0240	GROUP INSURANCE	$2,308.00	$2,308.00	$0.00	($2,308.00)	0.0%
10.500.6015.2300.0530	CELL PHONE	$50.00	$50.00	$0.00	($50.00)	0.0%
10.500.7524.1000.0340	IDEA B Professional/Technical Services	$209,483.25	$209,483.25	$0.00	($209,483.25)	0.0%
10.500.7860.1000.0190	Tchrs Extra Srv	$193.34	$193.34	$0.00	($193.34)	0.0%
10.500.7860.1000.0210	State Retirement	$37.74	$37.74	$0.00	($37.74)	0.0%
10.500.7860.1000.0220	Social Security	$14.79	$14.79	$0.00	($14.79)	0.0%
10.500.7860.2213.0580	Title II Travel	$10,766.00	$10,766.00	$0.00	($10,766.00)	0.0%
10.500.7860.2213.0670	Title II Software	$24,000.00	$24,000.00	$0.00	($24,000.00)	0.0%
10.500.7880.1000.0131	TEACHERS	$478.31	$478.31	$0.00	($478.31)	0.0%
10.500.7880.1000.0210	State Retirement	$90.97	$90.97	$0.00	($90.97)	0.0%
10.500.7880.1000.0220	Social Security	$35.87	$35.87	$0.00	($35.87)	0.0%
10.500.7880.1000.0240	GROUP INSURANCE	$173.34	$173.34	$0.00	($173.34)	0.0%
10.500.7890.1000.0610	Title IV Instructional Supplies	$4,540.13	$4,540.13	$0.00	($4,540.13)	0.0%
10.500.7893.2110.0141	Stronger Connections Counselor	$3,305.20	$3,305.20	$0.00	($3,305.20)	0.0%
10.500.7893.2110.0210	STATE RETIREMENT	$628.65	$628.65	$0.00	($628.65)	0.0%
10.500.7893.2110.0220	FICA	$252.64	$252.64	$0.00	($252.64)	0.0%
10.704.0050.1000.0131	Teacher BVHS	$21,536.81	$21,536.81	$0.00	($21,536.81)	0.0%
10.704.0050.1000.0132	Substitute Teacher BVHS	$115.90	$115.90	$0.00	($115.90)	0.0%
10.704.0050.1000.0161	STAFF ASSISTANT	$153.92	$153.92	$0.00	($153.92)	0.0%
10.704.0050.1000.0190	Extra Duty Stipend	$1,368.41	$1,368.41	$0.00	($1,368.41)	0.0%
10.704.0050.1000.0210	Retirement	$4,590.70	$4,590.70	$0.00	($4,590.70)	0.0%
10.704.0050.1000.0220	Social Security	$1,966.28	$1,966.28	$0.00	($1,966.28)	0.0%
10.704.0050.1000.0240	Group Insurance	$4,098.16	$4,098.16	$0.00	($4,098.16)	0.0%
10.704.0050.1000.0241	Group Insurance Opt. Out	$3,155.00	$3,155.00	$0.00	($3,155.00)	0.0%
10.704.0050.1000.0610	BVHS Instruction Supplies	$8,000.00	$8,000.00	$0.00	($8,000.00)	0.0%
10.704.0050.1000.0650	BVHS School Technology Supp	$149.99	$149.99	$0.00	($149.99)	0.0%
10.704.0050.2600.0411	BVHS School Water/Sewage	$12,438.67	$12,438.67	$0.00	($12,438.67)	0.0%
10.704.0050.2600.0412	BVHS Operation/Maintenance Disposal Serv	$700.00	$700.00	$0.00	($700.00)	0.0%
10.704.0050.2600.0430	BVHS Repairs & Maintenance	$138,287.53	$138,287.53	$0.00	($138,287.53)	0.0%
10.704.0050.2600.0530	BVHS Communication Telephone	$354.80	$354.80	$0.00	($354.80)	0.0%
10.704.0050.2600.0622	BVHS School Electricity	$4,889.18	$4,889.18	$0.00	($4,889.18)	0.0%
10.704.0050.2610.0610	BVHS Custodial Supplies	$14,597.62	$14,597.62	$0.00	($14,597.62)	0.0%
10.704.0050.2620.0610	BVHS Maintenance Supplies	$3,264.17	$3,264.17	$0.00	($3,264.17)	0.0%
10.704.0230.1000.0610	Sports Equipment	$898.00	$898.00	$0.00	($898.00)	0.0%
10.704.0400.2100.0152	SECRETARIAL	$7,964.09	$7,964.09	$0.00	($7,964.09)	0.0%
10.704.0400.2100.0210	STATE RETIREMENT	$1,535.06	$1,535.06	$0.00	($1,535.06)	0.0%
10.704.0400.2100.0220	FICA	$586.20	$586.20	$0.00	($586.20)	0.0%
10.704.0400.2100.0240	GROUP INSURANCE	$6,384.00	$6,384.00	$0.00	($6,384.00)	0.0%
10.704.0400.2400.0198	Secretary Substitute BVHS	$110.77	$110.77	$0.00	($110.77)	0.0%
10.704.0400.2400.0220	BVHS Admin FICA	$8.48	$8.48	$0.00	($8.48)	0.0%
10.704.0400.2410.0121	PRINCIPALS	$10,139.37	$10,139.37	$0.00	($10,139.37)	0.0%
10.704.0400.2410.0210	STATE RETIREMENT	$2,305.62	$2,305.62	$0.00	($2,305.62)	0.0%
10.704.0400.2410.0220	BVHS Admin FICA	$764.19	$764.19	$0.00	($764.19)	0.0%
10.704.0400.2410.0240	GROUP INSURANCE	$2,308.00	$2,308.00	$0.00	($2,308.00)	0.0%
10.704.0400.2410.0530	BVHS Principal's Cell	$50.00	$50.00	$0.00	($50.00)	0.0%
10.704.0400.2500.0340	Other Contracted Prof Services	$27.92	$27.92	$0.00	($27.92)	0.0%
10.704.0400.2610.0182	Custodian	$15,605.15	$15,605.15	$0.00	($15,605.15)	0.0%

		07/01/2024 - 09/30/2025	Budget	Budget Balance		
10.704.0400.2610.0210	Retirement	$3,021.31	$3,021.31	$0.00	($3,021.31)	0.0%
10.704.0400.2610.0220	FICA	$1,343.35	$1,343.35	$0.00	($1,343.35)	0.0%
10.704.0400.2610.0241	PEHP Opt-Out	$1,805.00	$1,805.00	$0.00	($1,805.00)	0.0%
10.704.0400.2610.0530	CELL PHONE	$150.00	$150.00	$0.00	($150.00)	0.0%
10.704.1205.1000.0161	Para Professional Special Ed BVHS	$537.13	$537.13	$0.00	($537.13)	0.0%
10.704.1205.1000.0220	Social Security	$41.09	$41.09	$0.00	($41.09)	0.0%
10.704.1210.1000.0131	SC SPED Teacher	$533.93	$533.93	$0.00	($533.93)	0.0%
10.704.1210.1000.0210	SC SPED Retirement	$121.15	$121.15	$0.00	($121.15)	0.0%
10.704.1210.1000.0220	SC SPED FICA	$38.47	$38.47	$0.00	($38.47)	0.0%
10.704.1210.1000.0240	SC SPED Insurance	$185.34	$185.34	$0.00	($185.34)	0.0%
10.704.1220.1000.0131	Teachers	$61.82	$61.82	$0.00	($61.82)	0.0%
10.704.1220.1000.0161	Paraprofessional	$126.78	$126.78	$0.00	($126.78)	0.0%
10.704.1220.1000.0210	Ext Yr SPED Retirement	$14.03	$14.03	$0.00	($14.03)	0.0%
10.704.1220.1000.0220	Ext Yr SPED FICA	$14.15	$14.15	$0.00	($14.15)	0.0%
10.704.1220.1000.0240	SPED Ext Year	$21.46	$21.46	$0.00	($21.46)	0.0%
10.704.1225.1000.0131	Teachers	$140.51	$140.51	$0.00	($140.51)	0.0%
10.704.1225.1000.0210	Ext Yr SPED Retirement	$31.88	$31.88	$0.00	($31.88)	0.0%
10.704.1225.1000.0220	Ext Yr SPED FICA	$10.13	$10.13	$0.00	($10.13)	0.0%
10.704.1225.1000.0240	SPED Ext Year Bogus	$48.77	$48.77	$0.00	($48.77)	0.0%
10.704.5333.1000.0161	Para Pro Concurrent Enrollment BVHS	$2,454.42	$2,454.42	$0.00	($2,454.42)	0.0%
10.704.5333.1000.0220	BVHS Conc Enroll FICA	$187.76	$187.76	$0.00	($187.76)	0.0%
10.704.5333.1000.0650	CE Tech Hardware	$4,981.02	$4,981.02	$0.00	($4,981.02)	0.0%
10.704.5344.1000.0131	At Risk Teacher Salary	$4,836.31	$4,836.31	$0.00	($4,836.31)	0.0%
10.704.5344.1000.0210	Retirement	$919.86	$919.86	$0.00	($919.86)	0.0%
10.704.5344.1000.0220	EARS FICA	$362.61	$362.61	$0.00	($362.61)	0.0%
10.704.5344.1000.0240	At Risk - Insurance	$1,752.60	$1,752.60	$0.00	($1,752.60)	0.0%
10.704.5420.2220.0162	Trustlands Para Pro Librarian BVHS	$2,511.08	$2,511.08	$0.00	($2,511.08)	0.0%
10.704.5420.2220.0220	Trustlands Para Pro Librarian FICA BVHS	$192.10	$192.10	$0.00	($192.10)	0.0%
10.704.5678.1000.0131	TSSA Adjustment BVHS	$2,231.40	$2,231.40	$0.00	($2,231.40)	0.0%
10.704.5678.1000.0210	Retirement	$439.71	$439.71	$0.00	($439.71)	0.0%
10.704.5678.1000.0220	FICA	$165.89	$165.89	$0.00	($165.89)	0.0%
10.704.5678.1000.0240	Group Insurance	$376.44	$376.44	$0.00	($376.44)	0.0%
10.704.5678.2213.0580	El Coaches Travel And Training	$2,504.21	$2,504.21	$0.00	($2,504.21)	0.0%
10.704.5807.1000.0190	TSSP Stipend	$4,563.30	$4,563.30	$0.00	($4,563.30)	0.0%
10.704.5807.1000.0210	TSSP Retirement	$1,058.23	$1,058.23	$0.00	($1,058.23)	0.0%
10.704.5807.1000.0220	TSSP FICA	$349.09	$349.09	$0.00	($349.09)	0.0%
10.704.5868.1000.0610	BVHS Teacher Materials & Supplies	$4,275.00	$4,275.00	$0.00	($4,275.00)	0.0%
10.704.5876.1000.0131	Educator Salary Adjustment BVHS	$10,497.96	$10,497.96	$0.00	($10,497.96)	0.0%
10.704.5876.1000.0210	Retirement	$2,068.73	$2,068.73	$0.00	($2,068.73)	0.0%
10.704.5876.1000.0220	FICA	$780.30	$780.30	$0.00	($780.30)	0.0%
10.704.5876.1000.0240	Group Insurance	$1,819.71	$1,819.71	$0.00	($1,819.71)	0.0%
10.704.5901.1000.0131	CCA Teacher	$1,380.88	$1,380.88	$0.00	($1,380.88)	0.0%
10.704.5901.1000.0210	CCA Retirement	$262.65	$262.65	$0.00	($262.65)	0.0%
10.704.5901.1000.0220	CCA FICA	$101.20	$101.20	$0.00	($101.20)	0.0%
10.704.5901.1000.0240	College & Career Readiness	$376.60	$376.60	$0.00	($376.60)	0.0%
10.704.5903.2120.0142	Comp Guidance Salary BVHS	$12,750.79	$12,750.79	$0.00	($12,750.79)	0.0%
10.704.5903.2120.0210	Comp Guidance Retirement	$2,467.69	$2,467.69	$0.00	($2,467.69)	0.0%
10.704.5903.2120.0220	Comp Guidance FICA	$974.82	$974.82	$0.00	($974.82)	0.0%
10.704.6015.1000.0610	BVHS CTE Admin Supplies	$15,600.00	$15,600.00	$0.00	($15,600.00)	0.0%
10.704.6100.1000.0131	Teacher Vocational Agriculture BVHS	$5,797.27	$5,797.27	$0.00	($5,797.27)	0.0%
10.704.6100.1000.0210	VoAg Retirement	$1,102.64	$1,102.64	$0.00	($1,102.64)	0.0%
10.704.6100.1000.0220	VoAg FICA	$425.35	$425.35	$0.00	($425.35)	0.0%
10.704.6100.1000.0240	VoAg Insurance	$1,067.65	$1,067.65	$0.00	($1,067.65)	0.0%
10.704.6100.1000.0610	BVHS VoAg Instruction General Supplies	$28.42	$28.42	$0.00	($28.42)	0.0%
10.704.6150.1000.0190	Other Salaries	$8,042.00	$8,042.00	$0.00	($8,042.00)	0.0%
10.704.6150.1000.0210	STATE RETIREMENT	$1,179.40	$1,179.40	$0.00	($1,179.40)	0.0%
10.704.6150.1000.0220	FICA	$615.21	$615.21	$0.00	($615.21)	0.0%
10.704.6300.1000.0131	Teacher Salary	$2,125.14	$2,125.14	$0.00	($2,125.14)	0.0%
10.704.6300.1000.0210	Retirement	$411.28	$411.28	$0.00	($411.28)	0.0%
10.704.6300.1000.0220	FICA	$162.48	$162.48	$0.00	($162.48)	0.0%
10.704.6500.1000.0131	Business Teacher BVHS	$2,247.02	$2,247.02	$0.00	($2,247.02)	0.0%
10.704.6500.1000.0210	Business Retirement	$427.38	$427.38	$0.00	($427.38)	0.0%

Garfield County School District

Account Level Operating Statement For the Period 07/01/2024 through 09/30/2025

Fiscal Year: 2025-2026

		07/01/2024 - 09/30/2025		Budget	Budget Balance	
10.704.6500.1000.0220	Business FICA	$162.65	$162.65	$0.00	($162.65)	0.0%
10.704.6500.1000.0240	Business Insurance	$1,120.41	$1,120.41	$0.00	($1,120.41)	0.0%
10.704.7524.1000.0131	Teacher IDEA BVHS	$4,884.07	$4,884.07	$0.00	($4,884.07)	0.0%
10.704.7524.1000.0161	Para Professional IDEA BVHS	$2,832.41	$2,832.41	$0.00	($2,832.41)	0.0%
10.704.7524.1000.0210	State Retirement	$1,108.19	$1,108.19	$0.00	($1,108.19)	0.0%
10.704.7524.1000.0220	Social Security	$568.59	$568.59	$0.00	($568.59)	0.0%
10.704.7524.1000.0240	Group Insurance	$1,695.39	$1,695.39	$0.00	($1,695.39)	0.0%
10.704.7860.2212.0580	Title II Travel	$179.00	$179.00	$0.00	($179.00)	0.0%
10.708.0050.1000.0131	TEACHERS	$21,735.94	$21,735.94	$0.00	($21,735.94)	0.0%
10.708.0050.1000.0132	SUB TEACHERS	$4,968.48	$4,968.48	$0.00	($4,968.48)	0.0%
10.708.0050.1000.0210	Retirement	$4,175.91	$4,175.91	$0.00	($4,175.91)	0.0%
10.708.0050.1000.0220	Social Security	$1,992.47	$1,992.47	$0.00	($1,992.47)	0.0%
10.708.0050.1000.0240	Group Insurance	$9,129.84	$9,129.84	$0.00	($9,129.84)	0.0%
10.708.0050.2220.0162	Media Non-Cert	$1,362.20	$1,362.20	$0.00	($1,362.20)	0.0%
10.708.0050.2220.0220	FICA	$104.21	$104.21	$0.00	($104.21)	0.0%
10.708.0050.2600.0411	EHS Operation/Maintenance Water/Sewage	$726.20	$726.20	$0.00	($726.20)	0.0%
10.708.0050.2600.0412	EHS Operation/Maintenance Disposal Servi	$560.00	$560.00	$0.00	($560.00)	0.0%
10.708.0050.2600.0430	EHS Operation Repairs/Maintenance Service	$5,804.14	$5,804.14	$0.00	($5,804.14)	0.0%
10.708.0050.2600.0530	EHS Operation/Maintenance Communications	$143.74	$143.74	$0.00	($143.74)	0.0%
10.708.0050.2600.0622	EHS Operation/Maintenance Electricity	$8,130.18	$8,130.18	$0.00	($8,130.18)	0.0%
10.708.0050.2610.0182	Custodian EHS	$202.16	$202.16	$0.00	($202.16)	0.0%
10.708.0050.2610.0220	FICA	$15.46	$15.46	$0.00	($15.46)	0.0%
10.708.0050.2610.0610	EHS School Custodial Supplies	$2,079.37	$2,079.37	$0.00	($2,079.37)	0.0%
10.708.0050.2620.0610	EHS School Maintenance Supply	$4,997.64	$4,997.64	$0.00	($4,997.64)	0.0%
10.708.0100.1000.0670	Driver's Education Software	$125.00	$125.00	$0.00	($125.00)	0.0%
10.708.0230.1000.0730	Equipment - Sports	$1,435.00	$1,435.00	$0.00	($1,435.00)	0.0%
10.708.0400.2100.0152	SECRETARIAL	$9,543.49	$9,543.49	$0.00	($9,543.49)	0.0%
10.708.0400.2100.0210	STATE RETIREMENT	$2,187.42	$2,187.42	$0.00	($2,187.42)	0.0%
10.708.0400.2100.0220	FICA	$651.71	$651.71	$0.00	($651.71)	0.0%
10.708.0400.2100.0240	GROUP INSURANCE	$4,474.00	$4,474.00	$0.00	($4,474.00)	0.0%
10.708.0400.2400.0121	Principal EHS	$2,196.24	$2,196.24	$0.00	($2,196.24)	0.0%
10.708.0400.2400.0198	Secretary Substitute EHS	$304.57	$304.57	$0.00	($304.57)	0.0%
10.708.0400.2400.0210	EHS Admin Retirement	$425.01	$425.01	$0.00	($425.01)	0.0%
10.708.0400.2400.0220	EHS Admin FICA	$188.80	$188.80	$0.00	($188.80)	0.0%
10.708.0400.2400.0240	EHS Admin FICA	$527.38	$527.38	$0.00	($527.38)	0.0%
10.708.0400.2410.0121	PRINCIPALS	$12,561.42	$12,561.42	$0.00	($12,561.42)	0.0%
10.708.0400.2410.0210	STATE RETIREMENT	$2,431.08	$2,431.08	$0.00	($2,431.08)	0.0%
10.708.0400.2410.0220	EHS Admin FICA	$957.61	$957.61	$0.00	($957.61)	0.0%
10.708.0400.2410.0240	GROUP INSURANCE	$3,016.31	$3,016.31	$0.00	($3,016.31)	0.0%
10.708.0400.2410.0530	EHS Principal's Cell	$150.00	$150.00	$0.00	($150.00)	0.0%
10.708.0400.2500.0340	Other Purchased Services	$0.76	$0.76	$0.00	($0.76)	0.0%
10.708.0400.2610.0182	CUSTODIANS-REG	$16,089.12	$16,089.12	$0.00	($16,089.12)	0.0%
10.708.0400.2610.0210	STATE RETIREMENT	$3,029.01	$3,029.01	$0.00	($3,029.01)	0.0%
10.708.0400.2610.0220	FICA	$1,217.47	$1,217.47	$0.00	($1,217.47)	0.0%
10.708.0400.2610.0240	GROUP INSURANCE	$6,560.00	$6,560.00	$0.00	($6,560.00)	0.0%
10.708.0400.2610.0530	CELL PHONE	$150.00	$150.00	$0.00	($150.00)	0.0%
10.708.1205.1000.0131	Teacher Special Education EHS	$2,392.73	$2,392.73	$0.00	($2,392.73)	0.0%
10.708.1205.1000.0161	Para Professional Special Educate EHS	$3,957.55	$3,957.55	$0.00	($3,957.55)	0.0%
10.708.1205.1000.0210	State Retirement	$455.10	$455.10	$0.00	($455.10)	0.0%
10.708.1205.1000.0220	Social Security	$474.35	$474.35	$0.00	($474.35)	0.0%
10.708.1205.1000.0240	Group Insurance	$575.48	$575.48	$0.00	($575.48)	0.0%
10.708.1210.1000.0131	Self Contained Teacher	$261.57	$261.57	$0.00	($261.57)	0.0%
10.708.1210.1000.0210	Self Contained Retirement	$49.75	$49.75	$0.00	($49.75)	0.0%
10.708.1210.1000.0220	Self Contained FICA	$18.77	$18.77	$0.00	($18.77)	0.0%
10.708.1210.1000.0240	SC Insurance	$62.91	$62.91	$0.00	($62.91)	0.0%
10.708.1220.1000.0131	Teachers	$30.28	$30.28	$0.00	($30.28)	0.0%
10.708.1220.1000.0210	Ext Yr SPED Retirement	$5.76	$5.76	$0.00	($5.76)	0.0%
10.708.1220.1000.0220	Ext Yr SPED FICA	$2.17	$2.17	$0.00	($2.17)	0.0%
10.708.1220.1000.0240	SPED Ext Year	$7.28	$7.28	$0.00	($7.28)	0.0%
10.708.1225.1000.0131	Teachers	$68.83	$68.83	$0.00	($68.83)	0.0%
10.708.1225.1000.0210	Ext Yr SPED Retirement	$13.09	$13.09	$0.00	($13.09)	0.0%

Garfield County School District

Account Level Operating Statement For the Period 07/01/2024 through 09/30/2025

Fiscal Year: 2025-2026

		07/01/2024 - 09/30/2025		Budget	Budget Balance	
10.708.1225.1000.0220	Ext Yr SPED FICA	$4.94	$4.94	$0.00	($4.94)	0.0%
10.708.1225.1000.0240	SPED Ext Year	$16.55	$16.55	$0.00	($16.55)	0.0%
10.708.5420.1000.0131	Trustlands Teachers EHS	$1,004.53	$1,004.53	$0.00	($1,004.53)	0.0%
10.708.5420.1000.0210	Trustlands State Retirement EHS	$191.06	$191.06	$0.00	($191.06)	0.0%
10.708.5420.1000.0220	Trustlands Social Security EHS	$73.81	$73.81	$0.00	($73.81)	0.0%
10.708.5420.1000.0240	Trustlands Group Insurance EHS	$577.00	$577.00	$0.00	($577.00)	0.0%
10.708.5677.1000.0131	TEACHERS	$1,797.61	$1,797.61	$0.00	($1,797.61)	0.0%
10.708.5677.1000.0210	STATE RETIREMENT	$341.91	$341.91	$0.00	($341.91)	0.0%
10.708.5677.1000.0220	Social Security	$137.53	$137.53	$0.00	($137.53)	0.0%
10.708.5678.1000.0131	TSSA Adjustment EHS	$1,474.80	$1,474.80	$0.00	($1,474.80)	0.0%
10.708.5678.1000.0161	Para Professional TSSA	$2,664.42	$2,664.42	$0.00	($2,664.42)	0.0%
10.708.5678.1000.0210	EHS Teacher Student Success Retirement	$276.52	$276.52	$0.00	($276.52)	0.0%
10.708.5678.1000.0220	FICA	$313.91	$313.91	$0.00	($313.91)	0.0%
10.708.5678.1000.0240	Group Insurance	$323.77	$323.77	$0.00	($323.77)	0.0%
10.708.5678.2213.0580	El Coaches Travel And Training	$358.00	$358.00	$0.00	($358.00)	0.0%
10.708.5807.1000.0190	TSSP Stipend	$4,595.24	$4,595.24	$0.00	($4,595.24)	0.0%
10.708.5807.1000.0210	TSSP Retirement	$896.99	$896.99	$0.00	($896.99)	0.0%
10.708.5807.1000.0220	TSSP FICA	$351.53	$351.53	$0.00	($351.53)	0.0%
10.708.5868.1000.0610	EHS Teacher Materials & Supplies	$3,825.00	$3,825.00	$0.00	($3,825.00)	0.0%
10.708.5876.1000.0131	Educator Salary Adjustment EHS	$6,938.45	$6,938.45	$0.00	($6,938.45)	0.0%
10.708.5876.1000.0210	ESA Retirement	$1,300.99	$1,300.99	$0.00	($1,300.99)	0.0%
10.708.5876.1000.0220	ESA FICA	$517.87	$517.87	$0.00	($517.87)	0.0%
10.708.5876.1000.0240	Group Insurance	$1,523.15	$1,523.15	$0.00	($1,523.15)	0.0%
10.708.5901.1000.0131	CCA Teacher	$1,779.92	$1,779.92	$0.00	($1,779.92)	0.0%
10.708.5901.1000.0210	CCA Retirement	$403.86	$403.86	$0.00	($403.86)	0.0%
10.708.5901.1000.0220	CCA FICA	$134.30	$134.30	$0.00	($134.30)	0.0%
10.708.5901.1000.0240	CCA Insurance	$443.10	$443.10	$0.00	($443.10)	0.0%
10.708.5901.1000.0610	CCA Supplies	$83.44	$83.44	$0.00	($83.44)	0.0%
10.708.5903.2120.0142	Comp Guidance Salary EHS	$3,379.53	$3,379.53	$0.00	($3,379.53)	0.0%
10.708.5903.2120.0210	Comp Guidance Retirement	$642.79	$642.79	$0.00	($642.79)	0.0%
10.708.5903.2120.0220	Comp Guidance FICA	$253.75	$253.75	$0.00	($253.75)	0.0%
10.708.5903.2120.0240	Comp. Guidance Insurance EHS	$1,000.88	$1,000.88	$0.00	($1,000.88)	0.0%
10.708.6100.1000.0131	VoAg Salaries	$4,461.19	$4,461.19	$0.00	($4,461.19)	0.0%
10.708.6100.1000.0210	Retirement	$1,012.25	$1,012.25	$0.00	($1,012.25)	0.0%
10.708.6100.1000.0220	FICA	$337.53	$337.53	$0.00	($337.53)	0.0%
10.708.6100.1000.0240	Group Insurance	$1,006.55	$1,006.55	$0.00	($1,006.55)	0.0%
10.708.6300.1000.0131	Teacher Salary	$321.44	$321.44	$0.00	($321.44)	0.0%
10.708.6300.1000.0210	Retirement	$61.14	$61.14	$0.00	($61.14)	0.0%
10.708.6300.1000.0220	FICA	$23.62	$23.62	$0.00	($23.62)	0.0%
10.708.6300.1000.0240	Group Insurance	$184.64	$184.64	$0.00	($184.64)	0.0%
10.708.6500.1000.0131	Teacher Business EHS	$906.75	$906.75	$0.00	($906.75)	0.0%
10.708.6500.1000.0210	Business Retirement	$205.74	$205.74	$0.00	($205.74)	0.0%
10.708.6500.1000.0220	Business FICA	$69.37	$69.37	$0.00	($69.37)	0.0%
10.708.6500.1000.0240	Business Insurance	$121.07	$121.07	$0.00	($121.07)	0.0%
10.708.6800.1000.0131	Teacher	$1,349.40	$1,349.40	$0.00	($1,349.40)	0.0%
10.708.6800.1000.0220	FICA	$103.24	$103.24	$0.00	($103.24)	0.0%
10.712.0050.1000.0131	TEACHERS	$49,620.60	$49,620.60	$0.00	($49,620.60)	0.0%
10.712.0050.1000.0132	SUB TEACHERS	$1,778.59	$1,778.59	$0.00	($1,778.59)	0.0%
10.712.0050.1000.0190	Extra Duty Stipend	$774.48	$774.48	$0.00	($774.48)	0.0%
10.712.0050.1000.0210	Retirement	$10,912.68	$10,912.68	$0.00	($10,912.68)	0.0%
10.712.0050.1000.0220	Social Security	$4,156.66	$4,156.66	$0.00	($4,156.66)	0.0%
10.712.0050.1000.0240	Group Insurance	$10,477.80	$10,477.80	$0.00	($10,477.80)	0.0%
10.712.0050.1000.0241	Insurance Opt Out Teacher PHS	$3,375.00	$3,375.00	$0.00	($3,375.00)	0.0%
10.712.0050.2600.0411	PHS School Water/Sewage	$10,749.00	$10,749.00	$0.00	($10,749.00)	0.0%
10.712.0050.2600.0412	PHS Operation/Maintenance Disposal Servi	$910.00	$910.00	$0.00	($910.00)	0.0%
10.712.0050.2600.0430	PHS Repairs/Maintenance Servi	$1,627.72	$1,627.72	$0.00	($1,627.72)	0.0%
10.712.0050.2600.0530	PHS School Communication	$225.24	$225.24	$0.00	($225.24)	0.0%
10.712.0050.2600.0621	PHS School Natural Gas	$385.75	$385.75	$0.00	($385.75)	0.0%
10.712.0050.2600.0622	PHS School Electricity	$9,439.49	$9,439.49	$0.00	($9,439.49)	0.0%
10.712.0050.2610.0610	PHS Custodial Supplies	$5,626.08	$5,626.08	$0.00	($5,626.08)	0.0%
10.712.0050.2610.0730	Custodial Equipment	$11,914.88	$11,914.88	$0.00	($11,914.88)	0.0%
10.712.0050.2620.0610	PHS School Maintenance Supply	$7,773.73	$7,773.73	$0.00	($7,773.73)	0.0%

Garfield County School District

Account Level Operating Statement For the Period 07/01/2024 through 09/30/2025

Fiscal Year: 2025-2026

		07/01/2024 - 09/30/2025	Budget	Budget Balance		
10.712.0230.1000.0610	Sports Equipment	$189.99	$189.99	$0.00	($189.99)	0.0%
10.712.0230.1000.0730	Equipment - Sports	$1,435.00	$1,435.00	$0.00	($1,435.00)	0.0%
10.712.0400.2100.0152	SECRETARIAL	$9,088.45	$9,088.45	$0.00	($9,088.45)	0.0%
10.712.0400.2100.0210	STATE RETIREMENT	$2,068.78	$2,068.78	$0.00	($2,068.78)	0.0%
10.712.0400.2100.0220	FICA	$683.80	$683.80	$0.00	($683.80)	0.0%
10.712.0400.2100.0240	GROUP INSURANCE	$6,384.00	$6,384.00	$0.00	($6,384.00)	0.0%
10.712.0400.2400.0152	Secretary PHS	$3,537.70	$3,537.70	$0.00	($3,537.70)	0.0%
10.712.0400.2400.0220	PHS Admin FICA	$270.64	$270.64	$0.00	($270.64)	0.0%
10.712.0400.2410.0121	PRINCIPALS	$10,984.17	$10,984.17	$0.00	($10,984.17)	0.0%
10.712.0400.2410.0210	STATE RETIREMENT	$2,492.31	$2,492.31	$0.00	($2,492.31)	0.0%
10.712.0400.2410.0220	PHS Admin FICA	$822.52	$822.52	$0.00	($822.52)	0.0%
10.712.0400.2410.0240	GROUP INSURANCE	$2,314.00	$2,314.00	$0.00	($2,314.00)	0.0%
10.712.0400.2410.0530	PHS Principal's Cell	$50.00	$50.00	$0.00	($50.00)	0.0%
10.712.0400.2500.0340	Other Contracted Prof Services	$245.02	$245.02	$0.00	($245.02)	0.0%
10.712.0400.2610.0182	CUSTODIANS-REG	$34,032.30	$34,032.30	$0.00	($34,032.30)	0.0%
10.712.0400.2610.0210	STATE RETIREMENT	$7,263.90	$7,263.90	$0.00	($7,263.90)	0.0%
10.712.0400.2610.0220	FICA	$2,582.03	$2,582.03	$0.00	($2,582.03)	0.0%
10.712.0400.2610.0240	GROUP INSURANCE	$8,609.89	$8,609.89	$0.00	($8,609.89)	0.0%
10.712.0400.2610.0530	CELL PHONE	$300.00	$300.00	$0.00	($300.00)	0.0%
10.712.1205.1000.0131	TEACHERS	$5,215.71	$5,215.71	$0.00	($5,215.71)	0.0%
10.712.1205.1000.0161	Para Professional Special Ed PHS	$5,432.97	$5,432.97	$0.00	($5,432.97)	0.0%
10.712.1205.1000.0210	State Retirement	$1,158.78	$1,158.78	$0.00	($1,158.78)	0.0%
10.712.1205.1000.0220	Social Security	$809.02	$809.02	$0.00	($809.02)	0.0%
10.712.1205.1000.0240	GROUP INSURANCE	$529.36	$529.36	$0.00	($529.36)	0.0%
10.712.1210.1000.0131	TEACHERS	$496.72	$496.72	$0.00	($496.72)	0.0%
10.712.1210.1000.0210	STATE RETIREMENT	$112.70	$112.70	$0.00	($112.70)	0.0%
10.712.1210.1000.0220	FICA	$37.39	$37.39	$0.00	($37.39)	0.0%
10.712.1210.1000.0240	GROUP INSURANCE	$57.86	$57.86	$0.00	($57.86)	0.0%
10.712.1220.1000.0131	TEACHERS	$57.51	$57.51	$0.00	($57.51)	0.0%
10.712.1220.1000.0210	STATE RETIREMENT	$13.05	$13.05	$0.00	($13.05)	0.0%
10.712.1220.1000.0220	FICA	$4.33	$4.33	$0.00	($4.33)	0.0%
10.712.1220.1000.0240	GROUP INSURANCE	$6.70	$6.70	$0.00	($6.70)	0.0%
10.712.1225.1000.0131	TEACHERS	$130.71	$130.71	$0.00	($130.71)	0.0%
10.712.1225.1000.0210	STATE RETIREMENT	$29.66	$29.66	$0.00	($29.66)	0.0%
10.712.1225.1000.0220	FICA	$9.84	$9.84	$0.00	($9.84)	0.0%
10.712.1225.1000.0240	GROUP INSURANCE	$15.23	$15.23	$0.00	($15.23)	0.0%
10.712.5333.1000.0161	Para Pro Concurrent Enrollment PHS	$2,132.31	$2,132.31	$0.00	($2,132.31)	0.0%
10.712.5333.1000.0220	Concurrent Enroll FICA	$163.12	$163.12	$0.00	($163.12)	0.0%
10.712.5333.1000.0650	CE Tech Hardware	$12,433.71	$12,433.71	$0.00	($12,433.71)	0.0%
10.712.5420.1000.0131	PHS Trust Land Teacher	$4,097.49	$4,097.49	$0.00	($4,097.49)	0.0%
10.712.5420.1000.0161	Trustlands Para Professional PHS	$927.25	$927.25	$0.00	($927.25)	0.0%
10.712.5420.1000.0210	Trustlands State Retirement PHS	$779.34	$779.34	$0.00	($779.34)	0.0%
10.712.5420.1000.0220	Trustlands Social Security PHS	$371.81	$371.81	$0.00	($371.81)	0.0%
10.712.5420.1000.0240	Trust Lands - Insurance	$1,784.65	$1,784.65	$0.00	($1,784.65)	0.0%
10.712.5610.1000.0190	Driver Education PHS	$1,290.00	$1,290.00	$0.00	($1,290.00)	0.0%
10.712.5610.1000.0210	State Retirement	$292.70	$292.70	$0.00	($292.70)	0.0%
10.712.5610.1000.0220	Social Security	$97.85	$97.85	$0.00	($97.85)	0.0%
10.712.5651.1000.0131	EPPH - Teachers	$2,213.95	$2,213.95	$0.00	($2,213.95)	0.0%
10.712.5651.1000.0210	EPPH - Retirement	$421.09	$421.09	$0.00	($421.09)	0.0%
10.712.5651.1000.0220	EPPH - FICA	$169.22	$169.22	$0.00	($169.22)	0.0%
10.712.5678.1000.0131	TSSA Adjustment PHS	$4,174.75	$4,174.75	$0.00	($4,174.75)	0.0%
10.712.5678.1000.0190	Other Salaries	$2,151.84	$2,151.84	$0.00	($2,151.84)	0.0%
10.712.5678.1000.0210	Retirement	$1,336.11	$1,336.11	$0.00	($1,336.11)	0.0%
10.712.5678.1000.0220	FICA	$474.40	$474.40	$0.00	($474.40)	0.0%
10.712.5678.1000.0240	Group Insurance	$749.10	$749.10	$0.00	($749.10)	0.0%
10.712.5807.1000.0190	TSSP Salary	$6,844.95	$6,844.95	$0.00	($6,844.95)	0.0%
10.712.5807.1000.0210	TSSP Retirement	$1,587.34	$1,587.34	$0.00	($1,587.34)	0.0%
10.712.5807.1000.0220	TSSP FICA	$523.63	$523.63	$0.00	($523.63)	0.0%
10.712.5868.1000.0610	PHS Teacher Materials & Supplies	$6,925.00	$6,925.00	$0.00	($6,925.00)	0.0%
10.712.5876.1000.0131	Educator Salary Adjustment PHS	$13,597.51	$13,597.51	$0.00	($13,597.51)	0.0%
10.712.5876.1000.0210	PHS ESA Retirement	$2,839.50	$2,839.50	$0.00	($2,839.50)	0.0%
10.712.5876.1000.0220	PHS ESA FICA	$1,011.87	$1,011.87	$0.00	($1,011.87)	0.0%
10.712.5876.1000.0240	ESA Insurance Bogus	$2,868.25	$2,868.25	$0.00	($2,868.25)	0.0%

Garfield County School District

Account Level Operating Statement For the Period 07/01/2024 through 09/30/2025

Fiscal Year: 2025-2026

		07/01/2024 - 09/30/2025	Budget	Budget Balance		
10.712.5901.1000.0131	CCA Teacher	$910.91	$910.91	$0.00	($910.91)	0.0%
10.712.5901.1000.0210	CCA Retirement	$173.25	$173.25	$0.00	($173.25)	0.0%
10.712.5901.1000.0220	CCA FICA	$65.35	$65.35	$0.00	($65.35)	0.0%
10.712.5901.1000.0240	CCA Insurance	$223.66	$223.66	$0.00	($223.66)	0.0%
10.712.5903.2120.0142	Comprehensive Guidance Salary PHS	$7,501.83	$7,501.83	$0.00	($7,501.83)	0.0%
10.712.5903.2120.0210	Comp Guidance Retirement	$1,702.16	$1,702.16	$0.00	($1,702.16)	0.0%
10.712.5903.2120.0220	Comp Guidance FICA	$569.03	$569.03	$0.00	($569.03)	0.0%
10.712.5903.2120.0240	Comp Guidance Insurance	$2,030.88	$2,030.88	$0.00	($2,030.88)	0.0%
10.712.6100.1000.0131	Teacher Vocational Agriculture PHS	$3,533.06	$3,533.06	$0.00	($3,533.06)	0.0%
10.712.6100.1000.0210	VoAg Retirement	$686.20	$686.20	$0.00	($686.20)	0.0%
10.712.6100.1000.0220	VoAg FICA	$239.79	$239.79	$0.00	($239.79)	0.0%
10.712.6100.1000.0240	VoAg Insurance	$1,565.63	$1,565.63	$0.00	($1,565.63)	0.0%
10.712.6150.1000.0190	Other Salaries	$10,070.00	$10,070.00	$0.00	($10,070.00)	0.0%
10.712.6150.1000.0210	STATE RETIREMENT	$1,965.66	$1,965.66	$0.00	($1,965.66)	0.0%
10.712.6150.1000.0220	FICA	$770.36	$770.36	$0.00	($770.36)	0.0%
10.712.6300.1000.0131	Teacher Salary	$3,485.15	$3,485.15	$0.00	($3,485.15)	0.0%
10.712.6300.1000.0210	Retirement	$790.78	$790.78	$0.00	($790.78)	0.0%
10.712.6300.1000.0220	FICA	$315.20	$315.20	$0.00	($315.20)	0.0%
10.712.6300.1000.0241	Insurance Opt Out	$675.00	$675.00	$0.00	($675.00)	0.0%
10.712.6400.1000.0131	Teacher Salary	$461.52	$461.52	$0.00	($461.52)	0.0%
10.712.6400.1000.0210	Retirement	$87.78	$87.78	$0.00	($87.78)	0.0%
10.712.6400.1000.0220	FICA	$35.24	$35.24	$0.00	($35.24)	0.0%
10.712.6500.1000.0131	Business Salary PHS	$2,307.60	$2,307.60	$0.00	($2,307.60)	0.0%
10.712.6500.1000.0210	Business Retirement	$438.91	$438.91	$0.00	($438.91)	0.0%
10.712.6500.1000.0220	Business FICA	$176.36	$176.36	$0.00	($176.36)	0.0%
10.712.6800.1000.0131	Teacher	$2,258.21	$2,258.21	$0.00	($2,258.21)	0.0%
10.712.6800.1000.0210	Retirement	$429.51	$429.51	$0.00	($429.51)	0.0%
10.712.6800.1000.0220	FICA	$169.73	$169.73	$0.00	($169.73)	0.0%
10.712.6800.1000.0240	Group Insurance	$505.88	$505.88	$0.00	($505.88)	0.0%
10.712.6900.1000.0610	PHS Transport/Distribute/Logistics Suppl	$1,134.99	$1,134.99	$0.00	($1,134.99)	0.0%
10.712.7524.1000.0161	Staff Assistant	$2,791.30	$2,791.30	$0.00	($2,791.30)	0.0%
10.712.7524.1000.0220	Social Security	$213.53	$213.53	$0.00	($213.53)	0.0%
10.804.0050.1000.0610	BVHS School Instruction Supply	$1,631.70	$1,631.70	$0.00	($1,631.70)	0.0%
10.804.0050.1000.0640	Instructional Textbooks & E-Books	$569.70	$569.70	$0.00	($569.70)	0.0%
10.804.0050.1000.0650	BVHS School Instruction Supply	$424.85	$424.85	$0.00	($424.85)	0.0%
10.804.0050.1000.0730	Equipment - General	$2,247.12	$2,247.12	$0.00	($2,247.12)	0.0%
10.812.0050.1000.0610	PHS Instructional Supplies	$6,618.86	$6,618.86	$0.00	($6,618.86)	0.0%
10.812.5420.1000.0610	PHS Trustlands General Supply	$633.00	$633.00	$0.00	($633.00)	0.0%
	EXPENDITURE	$3,094,774.74	$3,094,774.74	$0.00	($3,094,774.74)	0.0%
Net (Revenue)/Expense		($3,202,835.83)	($3,202,835.83)	$0.00	$3,202,835.83	0.0%

Garfield County School District

Account Level Operating Statement For the Period 07/01/2024 through 09/30/2025

Fiscal Year: 2025-2026

		07/01/2024 - 09/30/2025		Budget	Budget Balance

21 **Student Activity Fund**

REVENUE

		MTD	YTD	Budget	BudgetBalance	Percent
21.112.0052.0000.1747	Chromebook Revenue	($80.00)	($80.00)	$0.00	$80.00	0.0%
21.112.0260.0000.1747	General Revenues	($756.27)	($756.27)	$0.00	$756.27	0.0%
21.112.0502.0000.1747	Preschool Fees Revenue	($65.00)	($65.00)	$0.00	$65.00	0.0%
21.112.0504.0000.1747	Washington DC - Current Year Revenue	($20,106.28)	($20,106.28)	$0.00	$20,106.28	0.0%
21.112.0508.0000.1747	Lunch Revenue	($3,474.00)	($3,474.00)	$0.00	$3,474.00	0.0%
21.112.2001.0000.1770	Library Revenues	($1,650.00)	($1,650.00)	$0.00	$1,650.00	0.0%
21.116.0052.0000.1747	Chromebooks Revenue	($60.00)	($60.00)	$0.00	$60.00	0.0%
21.116.0260.0000.1747	General Revenue	($4.32)	($4.32)	$0.00	$4.32	0.0%
21.116.0505.0000.1747	DC - Deposits Revenue	($4,175.93)	($4,175.93)	$0.00	$4,175.93	0.0%
21.116.0508.0000.1747	Lunch Revenue	($2,224.00)	($2,224.00)	$0.00	$2,224.00	0.0%
21.124.0260.0000.1747	Student Body Revenue	($55.00)	($55.00)	$0.00	$55.00	0.0%
21.124.0502.0000.1747	Preschool Fees Revenue	($3,755.00)	($3,755.00)	$0.00	$3,755.00	0.0%
21.124.0504.0000.1747	Washington DC - Current Year Revenue	($16,686.00)	($16,686.00)	$0.00	$16,686.00	0.0%
21.124.0505.0000.1747	DC - Deposits Revenue	($4,250.00)	($4,250.00)	$0.00	$4,250.00	0.0%
21.124.0508.0000.1747	Lunch Revenue	($4,830.10)	($4,830.10)	$0.00	$4,830.10	0.0%
21.124.0509.0000.1747	Faculty Donation Revenue	($30.00)	($30.00)	$0.00	$30.00	0.0%
21.704.0015.0000.1747	FFA Revenue	($500.00)	($500.00)	$0.00	$500.00	0.0%
21.704.0030.0000.1747	Athletics Revenue	($5,281.06)	($5,281.06)	$0.00	$5,281.06	0.0%
21.704.0034.0000.1747	Track Revenue	($2,500.00)	($2,500.00)	$0.00	$2,500.00	0.0%
21.704.0060.0000.1747	FBLA Revenue	($500.00)	($500.00)	$0.00	$500.00	0.0%
21.704.0100.0000.1747	Drivers Ed Revenue	($600.00)	($600.00)	$0.00	$600.00	0.0%
21.704.0142.0000.1747	Tiny House Revenues	($15,600.00)	($15,600.00)	$0.00	$15,600.00	0.0%
21.704.0231.0000.1747	Boys Basketball Revenue	($500.00)	($500.00)	$0.00	$500.00	0.0%
21.704.0232.0000.1747	Baseball Revenue	($1,664.00)	($1,664.00)	$0.00	$1,664.00	0.0%
21.704.0242.0000.1747	Volleyball Revenue	($1,806.00)	($1,806.00)	$0.00	$1,806.00	0.0%
21.704.0248.0000.1747	Girls Basketball Revenue	($500.00)	($500.00)	$0.00	$500.00	0.0%
21.704.0250.0000.1747	Yearbook Revenue	($289.57)	($289.57)	$0.00	$289.57	0.0%
21.704.0260.0000.1747	General - Revenues	($18,133.56)	($18,133.56)	$0.00	$18,133.56	0.0%
21.704.0263.0000.1747	Class of 2026 Revenue	($324.00)	($324.00)	$0.00	$324.00	0.0%
21.704.0264.0000.1747	Class of 2027 Revenue	($4,112.35)	($4,112.35)	$0.00	$4,112.35	0.0%
21.704.0265.0000.1747	FCCLA Revenue	($500.00)	($500.00)	$0.00	$500.00	0.0%
21.704.0266.0000.1747	Volleyball Revenue	($30.00)	($30.00)	$0.00	$30.00	0.0%
21.704.0508.0000.1747	Lunch Revenue	($715.00)	($715.00)	$0.00	$715.00	0.0%
21.704.2101.0000.1747	Class of 2028 Revenues	($218.00)	($218.00)	$0.00	$218.00	0.0%
21.708.0015.0000.1747	FFA Revenue	($509.53)	($509.53)	$0.00	$509.53	0.0%
21.708.0030.0000.1747	Athletics Revenue	($2,602.00)	($2,602.00)	$0.00	$2,602.00	0.0%
21.708.0034.0000.1747	Track & Cross Country Revenue	($25.00)	($25.00)	$0.00	$25.00	0.0%
21.708.0035.0000.1747	Cheerleading Revenue	($2,547.31)	($2,547.31)	$0.00	$2,547.31	0.0%
21.708.0052.0000.1747	Chromebooks Revenue	($540.00)	($540.00)	$0.00	$540.00	0.0%
21.708.0100.0000.1747	Drivers Ed Revenue	($1,000.00)	($1,000.00)	$0.00	$1,000.00	0.0%
21.708.0130.0000.1747	Home Ec Revenue	($20.00)	($20.00)	$0.00	$20.00	0.0%
21.708.0140.0000.1747	Shop Fees Revenue	($40.00)	($40.00)	$0.00	$40.00	0.0%
21.708.0231.0000.1747	Boys Basketball Revenue	($25.00)	($25.00)	$0.00	$25.00	0.0%
21.708.0236.0000.1747	Football Revenue	($50.00)	($50.00)	$0.00	$50.00	0.0%
21.708.0242.0000.1747	Volleyball Revenue	($1,430.00)	($1,430.00)	$0.00	$1,430.00	0.0%
21.708.0250.0000.1747	Yearbook Revenue	($1,590.00)	($1,590.00)	$0.00	$1,590.00	0.0%
21.708.0251.0000.1747	E-Sports Revenue	($1,500.00)	($1,500.00)	$0.00	$1,500.00	0.0%
21.708.0260.0000.1747	General - Revenues	($2,861.18)	($2,861.18)	$0.00	$2,861.18	0.0%
21.708.0264.0000.1747	Class of 2027 Revenue	($148.00)	($148.00)	$0.00	$148.00	0.0%
21.708.0266.0000.1747	Class of 2028 Revenue	($312.01)	($312.01)	$0.00	$312.01	0.0%
21.708.0267.0000.1747	Class of 2029 Revenue	($263.90)	($263.90)	$0.00	$263.90	0.0%
21.708.0501.0000.1747	Fitness Center Revenue	($830.00)	($830.00)	$0.00	$830.00	0.0%
21.708.0508.0000.1747	Lunch Revenue	($1,921.35)	($1,921.35)	$0.00	$1,921.35	0.0%
21.712.0015.0000.1747	FFA Revenue	($1,600.00)	($1,600.00)	$0.00	$1,600.00	0.0%
21.712.0030.0000.1747	Athletics Revenue	($14,426.46)	($14,426.46)	$0.00	$14,426.46	0.0%
21.712.0034.0000.1747	Cross Country Revenue	($5,493.00)	($5,493.00)	$0.00	$5,493.00	0.0%
21.712.0035.0000.1747	Cheerleading Revenue	($8,919.48)	($8,919.48)	$0.00	$8,919.48	0.0%
21.712.0037.0000.1747	Track Revenue	($493.04)	($493.04)	$0.00	$493.04	0.0%

Garfield County School District

Account Level Operating Statement For the Period 07/01/2024 through 09/30/2025

Fiscal Year: 2025-2026

		07/01/2024 - 09/30/2025		Budget	Budget Balance	
21.712.0052.0000.1747	Chromebooks Revenue	($2,075.00)	($2,075.00)	$0.00	$2,075.00	0.0%
21.712.0100.0000.1747	Drivers Ed Revenue	($1,200.00)	($1,200.00)	$0.00	$1,200.00	0.0%
21.712.0114.0000.1750	Snack Shack Revenues	($212.88)	($212.88)	$0.00	$212.88	0.0%
21.712.0140.0000.1747	Shop Fees Revenue	($3,540.00)	($3,540.00)	$0.00	$3,540.00	0.0%
21.712.0231.0000.1747	Boys Basketball Revenue	($175.00)	($175.00)	$0.00	$175.00	0.0%
21.712.0232.0000.1747	Baseball Revenue	($8,325.00)	($8,325.00)	$0.00	$8,325.00	0.0%
21.712.0236.0000.1747	Football Revenue	($7,871.88)	($7,871.88)	$0.00	$7,871.88	0.0%
21.712.0238.0000.1747	Golf Revenue	($1,406.47)	($1,406.47)	$0.00	$1,406.47	0.0%
21.712.0240.0000.1747	Softball Revenue	($757.88)	($757.88)	$0.00	$757.88	0.0%
21.712.0242.0000.1747	Volleyball Revenue	($9,409.24)	($9,409.24)	$0.00	$9,409.24	0.0%
21.712.0245.0000.1747	Wrestling Revenue	($5,175.00)	($5,175.00)	$0.00	$5,175.00	0.0%
21.712.0248.0000.1747	Girls Basketball Revenue	($150.00)	($150.00)	$0.00	$150.00	0.0%
21.712.0250.0000.1747	Yearbook Revenue	($7,440.00)	($7,440.00)	$0.00	$7,440.00	0.0%
21.712.0260.0000.1747	General - Revenues	($4,748.23)	($4,748.23)	$0.00	$4,748.23	0.0%
21.712.0262.0000.1747	Class of 2025 Revenue	($25.00)	($25.00)	$0.00	$25.00	0.0%
21.712.0264.0000.1747	Class of 2027 Revenue	($712.00)	($712.00)	$0.00	$712.00	0.0%
21.712.0267.0000.1750	SPED Revenues	($388.25)	($388.25)	$0.00	$388.25	0.0%
21.712.0502.0000.1747	Calculator Revenue	($60.00)	($60.00)	$0.00	$60.00	0.0%
21.712.0508.0000.1747	Lunch Revenue	($1,600.00)	($1,600.00)	$0.00	$1,600.00	0.0%
	REVENUE	($220,394.53)	($220,394.53)	$0.00	$220,394.53	0.0%

EXPENDITURE

		MTD	YTD	Budget	BudgetBalance	Percent
21.104.0508.1000.0610	Lunch Expenditures	$3.82	$3.82	$0.00	($3.82)	0.0%
21.112.0050.1000.0610	Teacher Supplies Expenditures	$193.00	$193.00	$0.00	($193.00)	0.0%
21.112.0260.1000.0610	Student Body Expenditures	$510.00	$510.00	$0.00	($510.00)	0.0%
21.112.0261.1000.0610	Scholarship Expenditures	$270.00	$270.00	$0.00	($270.00)	0.0%
21.112.0508.1000.0610	Lunch Expenditures	$859.45	$859.45	$0.00	($859.45)	0.0%
21.116.0260.1000.0610	Student Body Expenditures	$3.50	$3.50	$0.00	($3.50)	0.0%
21.116.0504.1000.0610	Washington DC - Current Year Expenditures	$700.00	$700.00	$0.00	($700.00)	0.0%
21.116.0508.1000.0610	Lunch Expenditures	$717.80	$717.80	$0.00	($717.80)	0.0%
21.124.0050.1000.0610	Teacher Supplies Expenditures	$3,009.41	$3,009.41	$0.00	($3,009.41)	0.0%
21.124.0505.1000.0610	DC - Deposits Expenditures	$100.00	$100.00	$0.00	($100.00)	0.0%
21.124.0508.1000.0610	Lunch Expenditures	$1,745.80	$1,745.80	$0.00	($1,745.80)	0.0%
21.124.0509.1000.0610	Faculty Expenditures	$300.00	$300.00	$0.00	($300.00)	0.0%
21.704.0015.1000.0610	FFA Expenditures	$75.00	$75.00	$0.00	($75.00)	0.0%
21.704.0030.1000.0610	Athletics Expenditures	$10,979.38	$10,979.38	$0.00	($10,979.38)	0.0%
21.704.0035.1000.0610	Cheerleading Expenditures	$6,824.07	$6,824.07	$0.00	($6,824.07)	0.0%
21.704.0232.1000.0610	Baseball Expenditures	$3,141.65	$3,141.65	$0.00	($3,141.65)	0.0%
21.704.0242.1000.0610	Volleyball Expenditures	$2,540.08	$2,540.08	$0.00	($2,540.08)	0.0%
21.704.0260.1000.0610	General - Expenditures	$8,981.23	$8,981.23	$0.00	($8,981.23)	0.0%
21.704.0263.1000.0610	Class of 2026 Expenditures	$24.22	$24.22	$0.00	($24.22)	0.0%
21.704.0264.1000.0610	Class of 2027 Expenditures	$1,069.39	$1,069.39	$0.00	($1,069.39)	0.0%
21.704.0508.1000.0610	Lunch Expenditures	$388.80	$388.80	$0.00	($388.80)	0.0%
21.708.0015.1000.0610	FFA Expenditures	$159.95	$159.95	$0.00	($159.95)	0.0%
21.708.0030.1000.0610	Athletics Expenditures	$11,070.00	$11,070.00	$0.00	($11,070.00)	0.0%
21.708.0034.1000.0610	Track & Cross Country Expenditures	$105.00	$105.00	$0.00	($105.00)	0.0%
21.708.0035.1000.0610	Cheerleading Expenditures	$687.06	$687.06	$0.00	($687.06)	0.0%
21.708.0231.1000.0610	Boys Basketball Expenditures	$70.00	$70.00	$0.00	($70.00)	0.0%
21.708.0236.1000.0610	Football Expenditures	$21,000.00	$21,000.00	$0.00	($21,000.00)	0.0%
21.708.0242.1000.0610	Volleyball Expenditures	$1,839.00	$1,839.00	$0.00	($1,839.00)	0.0%
21.708.0245.1000.0610	Wrestling Expenditures	$70.00	$70.00	$0.00	($70.00)	0.0%
21.708.0248.1000.0610	Girls Basketball Expenditures	$70.00	$70.00	$0.00	($70.00)	0.0%
21.708.0250.1000.0610	Yearbook Expenditures	$285.82	$285.82	$0.00	($285.82)	0.0%
21.708.0260.1000.0610	General - Expenditures	$4,889.82	$4,889.82	$0.00	($4,889.82)	0.0%
21.708.0264.1000.0610	Class of 2027 Expenditures	$19.98	$19.98	$0.00	($19.98)	0.0%
21.708.0265.1000.0610	Moqui Success Expenditure	$3,631.81	$3,631.81	$0.00	($3,631.81)	0.0%
21.708.0266.1000.0610	Class of 2028 Expenditures	$105.16	$105.16	$0.00	($105.16)	0.0%
21.708.0501.1000.0610	Fitness Center Expenditures	$1,169.56	$1,169.56	$0.00	($1,169.56)	0.0%
21.708.0508.1000.0610	Lunch Expenditures	$1,300.60	$1,300.60	$0.00	($1,300.60)	0.0%
21.712.0015.1000.0610	FFA Expenditures	$373.04	$373.04	$0.00	($373.04)	0.0%
21.712.0030.1000.0610	Athletics Expenditures	$19,792.60	$19,792.60	$0.00	($19,792.60)	0.0%

Garfield County School District

Account Level Operating Statement For the Period 07/01/2024 through 09/30/2025

Fiscal Year: 2025-2026

		07/01/2024 - 09/30/2025		Budget	Budget Balance	
21.712.0034.1000.0610	Cross Country Expenditures	$4,260.90	$4,260.90	$0.00	($4,260.90)	0.0%
21.712.0035.1000.0610	Cheerleading Expenditures	$11,498.80	$11,498.80	$0.00	($11,498.80)	0.0%
21.712.0037.1000.0610	Track Expenditures	$3,139.52	$3,139.52	$0.00	($3,139.52)	0.0%
21.712.0052.1000.0610	Chromebooks Expenditures	$250.00	$250.00	$0.00	($250.00)	0.0%
21.712.0114.1000.0610	Drama Expenditures	$364.41	$364.41	$0.00	($364.41)	0.0%
21.712.0140.1000.0610	Shop Fees Expenditures	$65.97	$65.97	$0.00	($65.97)	0.0%
21.712.0231.1000.0610	Boys Basketball Expenditures	$1,861.66	$1,861.66	$0.00	($1,861.66)	0.0%
21.712.0232.1000.0610	Baseball Expenditures	$4,657.70	$4,657.70	$0.00	($4,657.70)	0.0%
21.712.0236.1000.0610	Football Expenditures	$15,156.78	$15,156.78	$0.00	($15,156.78)	0.0%
21.712.0242.1000.0610	Volleyball Expenditures	$14,766.42	$14,766.42	$0.00	($14,766.42)	0.0%
21.712.0245.1000.0610	Wrestling Expenditures	$2,071.94	$2,071.94	$0.00	($2,071.94)	0.0%
21.712.0250.1000.0610	Yearbook Expenditures	$6,575.96	$6,575.96	$0.00	($6,575.96)	0.0%
21.712.0260.1000.0610	General - Expenditures	$2,833.37	$2,833.37	$0.00	($2,833.37)	0.0%
21.712.0262.1000.0610	Class of 2025 Expenditures	$300.11	$300.11	$0.00	($300.11)	0.0%
21.712.0266.1000.0610	Snack Shack Expenditures	$306.70	$306.70	$0.00	($306.70)	0.0%
21.712.0267.1000.0610	SPED Expenditures	$264.07	$264.07	$0.00	($264.07)	0.0%
21.712.0508.1000.0610	Lunch Expenditures	$397.15	$397.15	$0.00	($397.15)	0.0%
	EXPENDITURE	$177,847.46	$177,847.46	$0.00	($177,847.46)	0.0%
Net (Revenue)/Expense		($42,547.07)	($42,547.07)	$0.00	$42,547.07	0.0%

Garfield County School District

Account Level Operating Statement For the Period 07/01/2024 through 09/30/2025

Fiscal Year: 2025-2026

	07/01/2024 - 09/30/2025	Budget	Budget Balance

32 Capital Projects Fund

REVENUE

		MTD	YTD	Budget	BudgetBalance	Percent
32.500.0400.0000.1510	Interest on Investments	($57,575.07)	($57,575.07)	$0.00	$57,575.07	0.0%
32.500.5500.0000.1124	Capital - Current	($67,583.40)	($67,583.40)	$0.00	$67,583.40	0.0%
32.500.5500.0000.1125	Capital Local Redemptions	($21,528.58)	($21,528.58)	$0.00	$21,528.58	0.0%
32.500.5500.0000.1174	FILT--Capital Local	($33,859.33)	($33,859.33)	$0.00	$33,859.33	0.0%
	REVENUE	($180,546.38)	($180,546.38)	$0.00	$180,546.38	0.0%

EXPENDITURE

		MTD	YTD	Budget	BudgetBalance	Percent
32.124.5500.4900.0710	Other Improvements	$18,213.00	$18,213.00	$0.00	($18,213.00)	0.0%
32.500.5500.5300.0830	Capital Outlay Lease-Purchase Interest	$130,523.27	$130,523.27	$0.00	($130,523.27)	0.0%
32.500.5500.5300.0840	Capital Lease Redemption Of Principal	$784,227.80	$784,227.80	$0.00	($784,227.80)	0.0%
32.704.0400.2620.0430	R&M Services	$49,838.97	$49,838.97	$0.00	($49,838.97)	0.0%
32.704.5500.4300.0340	Construction Services	$19,732.01	$19,732.01	$0.00	($19,732.01)	0.0%
32.704.5500.4300.0346	BVHS Architectural Services	$4,162.09	$4,162.09	$0.00	($4,162.09)	0.0%
32.704.5500.4700.0450	BVHS Construction Services	$1,219,797.67	$1,219,797.67	$0.00	($1,219,797.67)	0.0%
32.708.5500.4700.0450	EHS Building Improvement Construction Se	$17,677.73	$17,677.73	$0.00	($17,677.73)	0.0%
	EXPENDITURE	$2,244,172.54	$2,244,172.54	$0.00	($2,244,172.54)	0.0%
Net (Revenue)/Expense		$2,063,626.16	$2,063,626.16	$0.00	($2,063,626.16)	0.0%

Garfield County School District

Account Level Operating Statement For the Period 07/01/2024 through 09/30/2025

Fiscal Year: 2025-2026

	07/01/2024 - 09/30/2025	Budget	Budget Balance

51 **Food Service Fund**

REVENUE

		MTD	YTD	Budget	BudgetBalance	Percent
51.112.8070.0000.1610	Sales to Students	($778.60)	($778.60)	$0.00	$778.60	0.0%
51.112.8070.0000.1620	Sales to Adults	($80.85)	($80.85)	$0.00	$80.85	0.0%
51.116.8070.0000.1610	Sales to Students	($613.40)	($613.40)	$0.00	$613.40	0.0%
51.116.8070.0000.1620	Sales to Adults	($26.95)	($26.95)	$0.00	$26.95	0.0%
51.124.8070.0000.1610	Sales to Students	($1,495.80)	($1,495.80)	$0.00	$1,495.80	0.0%
51.500.8070.0000.1690	Other Local Revenue	($97.81)	($97.81)	$0.00	$97.81	0.0%
51.500.8070.0000.3800	State Liquor Tax	($18,869.22)	($18,869.22)	$0.00	$18,869.22	0.0%
51.500.8084.0000.3800	Summer EBT	($951.71)	($951.71)	$0.00	$951.71	0.0%
51.704.8070.0000.1610	Sales to Students	($2,478.60)	($2,478.60)	$0.00	$2,478.60	0.0%
51.704.8070.0000.1620	Sales to Adults	($123.20)	($123.20)	$0.00	$123.20	0.0%
51.708.8070.0000.1610	Sales to Students	($368.80)	($368.80)	$0.00	$368.80	0.0%
51.708.8070.0000.1620	Sales to Adults	($55.60)	($55.60)	$0.00	$55.60	0.0%
51.712.8070.0000.1610	Sales to Students	($360.00)	($360.00)	$0.00	$360.00	0.0%
51.712.8070.0000.1620	Sales to Adults	($37.15)	($37.15)	$0.00	$37.15	0.0%
	REVENUE	($26,337.69)	($26,337.69)	$0.00	$26,337.69	0.0%

EXPENDITURE

		MTD	YTD	Budget	BudgetBalance	Percent
51.108.8070.3100.0191	Food Services	$622.96	$622.96	$0.00	($622.96)	0.0%
51.108.8070.3100.0220	Social Security	$47.66	$47.66	$0.00	($47.66)	0.0%
51.108.8070.3100.0340	BES Food Service Contracted Service	$1,215.00	$1,215.00	$0.00	($1,215.00)	0.0%
51.112.8079.3100.0630	BVES Lunch Program Food Services Food	$501.07	$501.07	$0.00	($501.07)	0.0%
51.116.8079.3100.0630	EES Child Nutrition Program Food Service	$81.47	$81.47	$0.00	($81.47)	0.0%
51.500.8070.3100.0191	Food And Supplies Delivery	$167.56	$167.56	$0.00	($167.56)	0.0%
51.500.8070.3100.0210	Retirement	$32.15	$32.15	$0.00	($32.15)	0.0%
51.500.8070.3100.0220	Social Security	$12.71	$12.71	$0.00	($12.71)	0.0%
51.500.8070.3100.0240		$23.11	$23.11	$0.00	($23.11)	0.0%
51.704.8070.3100.0191	Food Service BVHS	$7,547.32	$7,547.32	$0.00	($7,547.32)	0.0%
51.704.8070.3100.0220	Social Security	$577.38	$577.38	$0.00	($577.38)	0.0%
51.704.8070.3100.0630	BVHS Lunch Programs Food Services Food	$10,867.22	$10,867.22	$0.00	($10,867.22)	0.0%
51.708.8070.3100.0191	Food Services	$7,375.77	$7,375.77	$0.00	($7,375.77)	0.0%
51.708.8070.3100.0210	State Retirement	$785.79	$785.79	$0.00	($785.79)	0.0%
51.708.8070.3100.0220	Social Security	$564.24	$564.24	$0.00	($564.24)	0.0%
51.708.8070.3100.0630	EHS Lunch Programs Food Services Food	$7,652.98	$7,652.98	$0.00	($7,652.98)	0.0%
51.712.8070.3100.0115	DIRECTORS	$425.27	$425.27	$0.00	($425.27)	0.0%
51.712.8070.3100.0191	Food Service PHS	$7,346.04	$7,346.04	$0.00	($7,346.04)	0.0%
51.712.8070.3100.0210	STATE RETIREMENT	$83.01	$83.01	$0.00	($83.01)	0.0%
51.712.8070.3100.0220	FICA	$594.49	$594.49	$0.00	($594.49)	0.0%
51.712.8070.3100.0340	PHS Food Service Contracted Services	$1,052.00	$1,052.00	$0.00	($1,052.00)	0.0%
51.712.8070.3100.0630	Food Expenditures	$12,045.02	$12,045.02	$0.00	($12,045.02)	0.0%
	EXPENDITURE	$59,620.22	$59,620.22	$0.00	($59,620.22)	0.0%
Net (Revenue)/Expense		$33,282.53	$33,282.53	$0.00	($33,282.53)	0.0%

Garfield County School District

Account Level Operating Statement For the Period 07/01/2024 through 09/30/2025

Fiscal Year: 2025-2026

	07/01/2024 - 09/30/2025	Budget	Budget Balance

End of Report

IGNITING HEARTS AND MINDS

Garfield School District

GARFIELD COUNTY SCHOOL DISTRICT

Substitute Teacher Hiring Documentation Form

NAME Marilyn Marshall HM PHONE (435) 690-9366

ADDRESS P.O Box 582 CELL (___) _____

CITY Panguitch STATE Ut ZIP 84759

EMAIL mam.oct10aug8@gmail.com

Identify the days of the week you are available to work. Mark your choices with an "X".

IF YOU ARE AVAILABLE ALL DAYS, CHECK HERE _____

(A.M.) MON___ TUES___ WED___ THURS___ FRI___

(P.M.) MON___ TUES___ WED___ THURS___ FRI___

Please choose the types of locations. Mark your choices with an "X".

SCHOOLS	LOCATION
X Elementary School	___ Antimony
X High/Middle School	___ Boulder
___ Both	___ Bryce Valley
	___ Escalante
	X Panguitch

2nd grade and above

For School Use Only:

X Substitute training has been provided by the authorized Administrator.

X Candidate has been informed position is contigent upon successful background check and board of education approval.

X Instructions have been given for candidate to schedule a background check and take the following items to complete payroll paperwork: Current Driver's License, SS Card, Voided Check or Saving's Deposit Slip.

Administrator's Signature: Lisa Bremholt Date: 9/18/25

IGNITING HEARTS AND MINDS

Garfield School District

TO EMPOWER AND MOTIVATE LIFE LONG LEARNERS

GARFIELD COUNTY SCHOOL DISTRICT

Substitute Teacher Hiring Documentation Form

NAME Marla McPherson HM PHONE (970) 701-1246

ADDRESS 305 N 300 W PO Box 405 CELL (970) 701-1246

CITY Escalante STATE UT ZIP 84726

EMAIL banjobandita@gmail.com

Identify the days of the week you are available to work. Mark your choices with an "X".

IF YOU ARE AVAILABLE ALL DAYS, CHECK HERE X

(A.M.) MON____ TUES____ WED____ THURS____ FRI____

(P.M.) MON____ TUES____ WED____ THURS____ FRI____

Contingent on my off shifts from other job

Please choose the types of locations. Mark your choices with an "X".

SCHOOLS	LOCATION
____ Elementary School	____ Antimony
____ High/Middle School	____ Boulder
X Both	____ Bryce Valley
	X Escalante
	____ Panguitch

For School Use Only:

__X__ Substitute training has been provided by the authorized Administrator.

__X__ Candidate has been informed position is contigent upon successful background check and board of education approval.

__X__ Instructions have been given for candidate to schedule a background check and take the following items to complete payroll paperwork: Current Driver's License, SS Card, Voided Check or Saving's Deposit Slip.

Administrator's Signature: Ryan Bytheway Date: 10/9/2025

GARFIELD COUNTY SCHOOL DISTRICT

Substitute Teacher Hiring Documentation Form

APPLICANT MUST SUBMIT A COMPLETED GCSD CLASSIFIED EMPLOYMENT APPLICATION & THIS FORM PRIOR TO SCHEDULING BACKGROUND CHECKS

NAME Brittney Feller HM PHONE ( ) _____

ADDRESS 248 W. 100 N. CELL (435) 690 1228

CITY Panguitch STATE UT ZIP 84759

EMAIL brittneynay@gmail.com

Identify the days of the week you are available to work. Mark your choices with an "X".

IF YOU ARE AVAILABLE ALL DAYS, CHECK HERE ✓

(A.M.) MON____ TUES____ WED____ THURS____ FRI____

(P.M.) MON____ TUES____ WED____ THURS____ FRI____

Please choose the types of locations. Mark your choices with an "X".

SCHOOLS	LOCATION
_____ Elementary School	_____ Antimony
✓ High/Middle School	_____ Boulder
_____ Both	_____ Bryce Valley
Custodial Sub _____	_____ Escalante
Food Service Sub _____	✓ Panguitch

For School Use Only:

_____ Substitute training has been provided by the authorized Administrator.

_____ Candidate has been informed position is contigent upon successful background check and board of education approval.

_____ Instructions have been given for candidate to schedule a background check and take the following items to complete payroll paperwork: Current Driver's License, SS Card, Voided Check or Saving's Deposit Slip.

Administrator's Signature: Russell M Tyman Date: 09/30/2025

IGNITING HEARTS AND MINDS
Garfield School District

GARFIELD COUNTY SCHOOL DISTRICT

Substitute Teacher Hiring Documentation Form

NAME Kelly Mulligan HM PHONE (__) _____

ADDRESS PO BOX 640061 CELL (603) 277-0507

CITY Bryce STATE UT ZIP 84764

EMAIL kellywoodmulligan@gmail.com

Identify the days of the week you are available to work. Mark your choices with an "X".

IF YOU ARE AVAILABLE ALL DAYS, CHECK HERE ✓

(A.M.) MON___ TUES___ WED___ THURS___ FRI___

(P.M.) MON___ TUES___ WED___ THURS___ FRI___

Please choose the types of locations. Mark your choices with an "X".

SCHOOLS	LOCATION
✓ Elementary School	___ Antimony
✓ High/Middle School	___ Boulder
✓ Both	✓ Bryce Valley
	___ Escalante
	___ Panguitch

For School Use Only:

_____ Substitute training has been provided by the authorized Administrator.

_____ Candidate has been informed position is contigent upon successful background check and board of education approval.

_____ Instructions have been given for candidate to schedule a background check and take the following items to complete payroll paperwork: Current Driver's License, SS Card, Voided Check or Saving's Deposit Slip.

Administrator's Signature: [signature] Date: 10/14/25

Enrollment as October 16, 2025 – 1,312*

*Decrease of 11 students from Oct 1 2025 Count (1,323)

Garfield School District

2025 | 2026 | 2027

Reports | Groups | Setup | Codes

Enrollment | Schools | Status | Race | Sex

Active Students Grade:	PK	K	1	2	3	4	5	6	7	8	9	10	11	12	Total
Boulder Elementary				1	1		2	1							5
Bryce Valley Elementary	10	18	18	15	21	22	21	21							146
Escalante Elementary	21	8	14	16	8	11	9	15							102
Garfield Online School		87	100	87	74	64	51	40							503
Panguitch Elementary	39	28	26	29	29	29	37	28							245
Bryce Valley High School									15	24	26	10	28	19	122
Escalante High School									12	9	10	15	7	9	62
Panguitch High School									34	29	26	36	32	40	197
Effective 10/16/2025	70	141	158	148	133	126	120	105	61	62	62	61	67	68	1382

Subtract Pre-K -70

Total K-12 1,312

Pre-K Enrollment

Garfield School District

Enrollment

Schools

Active Students	Grade:	PK - Total	3 yr	4 yr	5 yr
Boulder Elementary		0	0	0	0
Bryce Valley Elementary		10	3	7	0
Escalante Elementary		21	9	11	1
Panguitch Elementary		39	17	20	2
Total		**70**	**29**	**38**	**3**

Panguitch High School Girls Basketball Schedule 2025-2026

Date	Home Team	Visiting Team	Time
Thursday November 20	Millard	Panguitch	4:00(F) 5:30(JV) 7:00(V)
Friday November 21	Panguitch	El Capitán	4:30(V)
Tuesday November 25	Enterprise	Panguitch	4:00(F) 5:30(JV) 7:00(V)
Thursday December 4	Panguitch	Piute	5:30(JV) 7:00(V)
Thursday December 11	Panguitch	Wayne	4:00(F) 5:30(JV) 7:00(V)
Tuesday December 16	Panguitch	San Juan	3:00(F) 4:30(JV) 6:00(V)
Wednesday December 17	Water Canyon	Panguitch	5:30(JV) 7:00(V)
Saturday December 20	Panguitch	Duchesne	11:00(F) 12:30(JV) 2:00(V)
Monday December 29	Panguitch	Wendover	2:30(JV) 4:00(V)
Tuesday December 30	Panguitch	Gunnison	4:00(F) 5:30(JV) 7:00(V)
Wednesday December 31	Manti	Panguitch	10:00(F) 11:45(JV) 1:00(V)
Thursday January 8	Panguitch	Escalante	5:30(JV) 7:00(V)
Fri. & Sat. January 9 & 10	Sophomore Tournament	TBA	TBA
Wednesday January 14	Panguitch	Bryce Valley	5:30(JV) 7:00(V)
Thursday January 22	Piute	Panguitch	5:30(JV) 7:00(V)
Tuesday January 27	Beaver	Panguitch	4:00(F) 5:30(JV) 7:00(V)

Wednesday January 28	**Valley**	**Panguitch**	**5:30(JV) 7:00(V)**
Thursday February 5	**Panguitch**	**Milford**	**4:00(F) 5:30(JV) 7:00(V)**
Wednesday February 11	**1st Round Region**	**Tournament @ Home Sites**	**5:00(V)**
Fri. & Sat. February 13 & 14	**Region Tournament**	**@ Panguitch**	**TBA(V)**
February 25-28	**State Basketball**	**@ Sevier Valley Center**	**TBA(V)**

***Moratorium:**
-November 27-29
-December 21-25
-January 1

***Practice Starts November 10**

Sunday	Monday	Tuesday
2	3	4
9	10 **Practice Begins**	11
16	17	18
23	24	25
30		

Sunday	Monday	Tuesday
	1	2
7	8	**Milford and Piute @ Piute Dua**
14	15	16
21	22	23
28	29	30

Sunday	Monday	Tuesday

4	5	6
11	12	3 **Wayne and Escalante @Home**
18	19	20
25	26	27

Sunday	**Monday**	**Tuesday**
1	2	3
8	9	10

15	16	17
22	23	24

November 2025

Wednesday	Thursday	Friday
5	6	7
12	13	14
19	20	21
26	27	28

December 2025

Wednesday	Thursday	Friday
3	4	5 **Panguitch tournament**
10	11 **Tintic and Escalante @ Home**	12 **Paul Williamson tournament @ Parowon**
17	18	19 **West Wendover?**
24	25	26
31		

January 2026

Wednesday	Thursday	Friday
	1	2 **Winter Classic**

7	8	9 **Tintic tournament**
14	15	16
21	22	23
28	29	30 **Division?**

February 2026

Wednesday	Thursday	Friday
4	5	6
11	12	13

18	19	20
25	26	27

Saturday
1
8
15
22
29

Saturday
6 **Panguitch Tournament**
13
20 **West Wendover?**
27

Saturday
3 **Winter Classic**

10
17 **Milford tournament**
24
31 **Divisions?**

Saturday
7
14 **State Tournament?**

21
28

Garfield County School District
145 E Center St., Panguitch, UT 84759
Phone: 435-676-8821

Athletic Schedule Assurance Form

Coach's Name: Davis Kendrick

Coach's Title: Head Coach

School Name: Bryce Valley High School

Sport/Team: Wrestling

Year/Season: 2025/2026

As the coach of the above-mentioned team, I hereby assure the board of education and the school administration that the following commitments will be upheld for the upcoming year/season:

1. Student-to-Coach Ratio:
   - ☐ A 15:1 student-to-coach ratio will be maintained to ensure adequate supervision and support for all students.
2. District Transportation:
   - ☐ I will be responsible for scheduling district transportation for all events and activities as per the established protocols.
3. State and District Travel Guidelines:
   - ☐ All state and district guidelines for travel will be followed to ensure the safety and compliance of our trips.
   - ☐ I will prioritize instructional time and follow the district guidelines that are designed to limit time out of school.
4. Non-Traditional Accommodations:
   - ☐ Any non-traditional accommodations such as Airbnb or similar services will be used only with the prior permission of the superintendent.
5. Parental Notification of Costs:
   - ☐ Parents will be notified of all costs associated with each trip well in advance, ensuring transparency and allowing ample time for planning.

By signing below, I acknowledge and commit to these assurances for the well-being and proper management of the students and the team.

Coach's Signature: _____

Date: Oct 1 2025

Jordan Draper <jordan.draper@garfk12.org>

Email

Jotform <noreply@jotform.com>
Reply-To: lane.mecham@garfk12.org
To: jordan.draper@garfk12.org

Tue, Sep 23, 2025 at 8:57 PM

You can see the submission details below.

Trip Request Form

Requestor's Name	Samie Ott
Requestor's School Location	Bryce Valley High School
Contact E-mail	samie.ott@garfk12.org
Trip Type	Field Trip
Date Leaving	11-07-2025
Day of Week - Leaving	Friday
Date Returning	11-08-2025
Day of Week - Returning	Saturday
Describe the Purpose of the Trip	University of Utah Engineering Day
Number of Students Attending	18
Number of Chaperones (Note: 15:1 student-chaperone ratio)	2

Name of Destination City & State	Salt Lake City, Utah
Trip Distance	Over 200 miles
Mode of Transportation	Bus

Jordan Draper <jordan.draper@garfk12.org>

Email

1 message

Jotform <noreply@jotform.com>
Reply-To: lane.mecham@garfk12.org
To: jordan.draper@garfk12.org

Mon, Oct 6, 2025 at 2:47 PM

You can see the submission details below.

Trip Request Form

Requestor's Name	Kelson Leavitt
Requestor's School Location	Other
Contact E-mail	kelson.leavitt@garfk12.org
Trip Type	Professional Development / Training
Date Leaving	12-06-2025
Day of Week - Leaving	Saturday
Date Returning	12-10-2025
Day of Week - Returning	Wednesday
Describe the Purpose of the Trip	This national event brings together K–12 educators, IT leaders, policymakers, and cybersecurity professionals to strengthen cybersecurity awareness, education, and workforce development across schools. Attending the conference will help keep our district up to date with new policies and strategies to better protect our students and staff. It will also allow us to bring back those strategies to

	train and educate our current staff, enhancing our overall cybersecurity readiness and digital safety practices.
Number of Students Attending	0
Number of Chaperones (Note: 15:1 student-chaperone ratio)	0
Name of Destination City & State	Nashville, Tennessee
Trip Distance	Over 200 miles
Mode of Transportation	Other

Jordan Draper <jordan.draper@garfk12.org>

Email

1 message

Jotform <noreply@jotform.com>
Reply-To: lane.mecham@garfk12.org
To: jordan.draper@garfk12.org

Tue, Oct 7, 2025 at 8:29 AM

You can see the submission details below.

Trip Request Form

Requestor's Name	Jace Howell
Requestor's School Location	Other
Contact E-mail	jace.howell@garfk12.org
Trip Type	Professional Development / Training
Date Leaving	12-05-2025
Day of Week - Leaving	Friday
Date Returning	12-12-2025
Day of Week - Returning	Friday
Describe the Purpose of the Trip	Attending this conference will enhance my knowledge and skills in cybersecurity education, directly benefiting our students by providing access to up-to-date best practices and curriculum resources aligned with national cybersecurity education standards. I will also learn innovative teaching strategies to engage students in cybersecurity topics.

	It will also be a great opportunity to network with other K12 educators and cybersecurity professionals to build collaborative partnerships. New tools and technologies can be integrated into our classroom to better prepare students for cybersecurity careers.
Number of Students Attending	0
Number of Chaperones (Note: 15:1 student-chaperone ratio)	0
Name of Destination City & State	Nashville Tennessee
Trip Distance	Over 200 miles
Mode of Transportation	Other

Prior Year - Oct 1 2024	1561
Current Year - Oct 1 2025	1323
Difference	238

Oct 1 2025 School Summary

School	K	1	2	3	4	5	6	7	8	9	10	11	12	Total
Boulder Elmentary	0	0	1	1	0	2	1							5
Bryce Valley Elementary	18	18	15	21	22	20	21							135
Escalante Elementary	8	14	16	8	11	9	15							81
Panguitch Elementary	29	26	29	29	30	37	29							209
Garfield Online Elementary	90	104	88	78	63	51	40							514
Bryce Valley High								15	24	26	10	28	19	122
Escalante High								12	9	10	15	7	9	62
Panguitch High								34	29	26	33	31	38	191
Total	145	162	149	137	126	119	106	61	62	62	58	66	66	**1319**
Foreign Exchange - WPU											3	1		**1323**

Oct 1 2024 School Summary

School	K	1	2	3	4	5	6	7	8	9	10	11	12	Total
Antimony Elementary	0	0	0	0	0	1	0							1
Boulder Elmentary	1	1	0	1	2	1	1							7
Bryce Valley Elementary	15	13	22	25	19	22	15							131
Escalante Elementary	13	15	7	13	11	14	15							88
Panguitch Elementary	24	32	28	26	37	31	37							215
Garfield Online Elementary	173	126	106	90	93	65	54							707
Panguitch Middle								29	27					56
Bryce Valley High								24	28	13	27	23	27	142
Escalante High								11	10	15	9	8	13	66
Panguitch High										35	35	36	42	148
Total	226	187	163	155	162	134	122	64	65	63	71	67	82	**1561**

UTREx Report - School Summary

Numbers in BOLD differ by 10% or more from prior year

10/3/2025 9:10:34 AM

10 Garfield District **108 Boulder School**

October 1 2025 Counts		Prior Year
Grade	Oct 1 Count	Oct 1 Count
Kindergarten	**0**	1
Grade 1	**0**	1
Grade 2	**1**	0
Grade 3	1	1
Grade 4	**0**	2
Grade 5	**2**	1
Grade 6	1	1
Regular Total	**5**	7

October 1, 2025 Counts	Oct 1 Count	Prior Year Oct 1 Count
Part Time		
Home School	0	0
Private School	0	0
Stable	0	0
Resident Status		
Non Utah resident (A)	0	0
Utah Resident but NOT LEA resident (B)	0	0
LEA resident enrolled in another State (C)	0	0
F1 Foreign Exchange - no WPU (F)	0	0
J1 Foreign Exchange - WPU (J)	0	0
Pre-Kindergarten		
Regular	0	0
Special Ed	0	0

Demographics as of Oct 1, 2025

Categories		Count	Prior Year Count	Categories		Count	Prior Year Count
Overall		5	7	**Limited English Proficient**	Yes	2	2
Ethnicity / Race	Hispanic/Latino	2	2		Refused Service	0	0
	American Indian	0	0		Fluent	0	0
	Asian	0	0		Total	2	2
	African American/Black	**0**	1	**Selected Flags**	Homeless	0	0
	Pacific Islander	0	0		Migrant	0	0
	White	**5**	6		Native Language Spanish	2	2
Gender	Female	**5**	6	**Tribal Affiliation**	Goshute	0	0
	Male	**0**	1		Navajo	0	0
Free Lunch	Eligible for Free	**2**	3		Paiute	0	0
	Eligible for Reduced Price	0	0		Northwest Band Shoshone	0	0
	Economic Disadvantaged	0	0		Ute	0	0
	"Disadvantaged" Total	**2**	3		Other Tribe	0	0
Special Education	Time 'A'	0	0	**Youth In Custody**	Time 'A'	0	0
	Time 'B'	0	0		Time 'B'	0	0
	Time 'C'	0	0		Time 'C'	0	0
Immigrants		0	0				

10 Garfield District 108 Boulder School

Charter School Economically Disadvantaged Counts (by District of Residence)		
Charter LEA Of Residence	**TOTAL COUNT**	**ED COUNT**

KINDERGARTEN TYPES	
FN	0
ON	0
EN	0
YN	0
FY	0
OY	0
EY	0
NN	0
TOTAL	**0**

For summary information on High School Completion Status, Early Graduate Counts, or Reading On Grade Level please see the Year-end School Summary Cumulative report. For detailed information on graduation rates, please refer to the Federal Four Year Graduation Cohorts report under Year Round Reports.

10 Garfield District **112 Bryce Valley School**

October 1 2025 Counts		Prior Year
Grade	Oct 1 Count	Oct 1 Count
Kindergarten	**18**	15
Grade 1	**18**	13
Grade 2	**15**	22
Grade 3	**21**	25
Grade 4	**22**	19
Grade 5	20	22
Grade 6	**21**	15
Regular Total	135	131

October 1, 2025 Counts	Oct 1 Count	Prior Year Oct 1 Count
Part Time		
Home School	**1**	0
Private School	0	0
Stable	0	0
Resident Status		
Non Utah resident (A)	0	0
Utah Resident but NOT LEA resident (B)	0	0
LEA resident enrolled in another State (C)	0	0
F1 Foreign Exchange - no WPU (F)	0	0
J1 Foreign Exchange - WPU (J)	0	0
Pre-Kindergarten		
Regular	**8**	24
Special Ed	2	2

Demographics as of Oct 1, 2025

Categories		Count	Prior Year Count	Categories		Count	Prior Year Count
Overall		**135**	131	**Limited English Proficient**	Yes	**38**	28
Ethnicity / Race	Hispanic/Latino	**55**	46		Refused Service	0	0
	American Indian	4	4		Fluent	**4**	3
	Asian	0	0		Total	**42**	31
	African American/Black	0	0	**Selected Flags**	Homeless	**11**	8
	Pacific Islander	**2**	1		Migrant	0	0
	White	130	127		Native Language Spanish	**46**	38
Gender	Female	57	57	**Tribal Affiliation**	Goshute	0	0
	Male	78	74		Navajo	4	4
Free Lunch	Eligible for Free	53	48		Paiute	0	0
	Eligible for Reduced Price	**17**	19		Northwest Band Shoshone	0	0
	Economic Disadvantaged	0	0		Ute	0	0
	"Disadvantaged" Total	70	67		Other Tribe	0	0
Special Education	Time 'A'	**14**	12	**Youth In Custody**	Time 'A'	0	0
	Time 'B'	0	0		Time 'B'	0	0
	Time 'C'	**1**	0		Time 'C'	0	0
Immigrants		**28**	21				

10 Garfield District 112 Bryce Valley School

Charter School Economically Disadvantaged Counts (by District of Residence)		
Charter LEA Of Residence	**TOTAL COUNT**	**ED COUNT**

KINDERGARTEN TYPES	
FN	18
ON	0
EN	0
YN	0
FY	0
OY	0
EY	0
NN	0
TOTAL	**18**

For summary information on High School Completion Status, Early Graduate Counts, or Reading On Grade Level please see the Year-end School Summary Cumulative report. For detailed information on graduation rates, please refer to the Federal Four Year Graduation Cohorts report under Year Round Reports.

10 Garfield District **116 Escalante School**

October 1 2025 Counts		Prior Year
Grade	Oct 1 Count	Oct 1 Count
Kindergarten	**8**	13
Grade 1	14	15
Grade 2	**16**	7
Grade 3	**8**	13
Grade 4	11	11
Grade 5	**9**	14
Grade 6	15	15
Regular Total	81	88

October 1, 2025 Counts	Oct 1 Count	Prior Year Oct 1 Count
Part Time		
Home School	**1**	0
Private School	0	0
Stable	0	0
Resident Status		
Non Utah resident (A)	0	0
Utah Resident but NOT LEA resident (B)	0	0
LEA resident enrolled in another State (C)	0	0
F1 Foreign Exchange - no WPU (F)	0	0
J1 Foreign Exchange - WPU (J)	0	0
Pre-Kindergarten		
Regular	**20**	16
Special Ed	1	1

Demographics as of Oct 1, 2025

Categories		Count	Prior Year Count	Categories		Count	Prior Year Count
Overall		**81**	88	**Limited English Proficient**	Yes	0	0
Ethnicity / Race	Hispanic/Latino	**2**	3		Refused Service	0	0
	American Indian	1	1		Fluent	0	0
	Asian	0	0		Total	0	0
	African American/Black	1	1	**Selected Flags**	Homeless	0	0
	Pacific Islander	0	0		Migrant	0	0
	White	81	88		Native Language Spanish	0	0
Gender	Female	**36**	44	**Tribal Affiliation**	Goshute	0	0
	Male	45	44		Navajo	0	0
Free Lunch	Eligible for Free	**33**	39		Paiute	0	0
	Eligible for Reduced Price	**11**	5		Northwest Band Shoshone	0	0
	Economic Disadvantaged	0	0		Ute	0	0
	"Disadvantaged" Total	44	44		Other Tribe	1	1
Special Education	Time 'A'	**5**	7	**Youth In Custody**	Time 'A'	0	0
	Time 'B'	**2**	4		Time 'B'	0	0
	Time 'C'	2	2		Time 'C'	0	0
Immigrants		0	0				

10 Garfield District 116 Escalante School

Charter School Economically Disadvantaged Counts (by District of Residence)		
Charter LEA Of Residence	**TOTAL COUNT**	**ED COUNT**

KINDERGARTEN TYPES	
FN	8
ON	0
EN	0
YN	0
FY	0
OY	0
EY	0
NN	0
TOTAL	**8**

For summary information on High School Completion Status, Early Graduate Counts, or Reading On Grade Level please see the Year-end School Summary Cumulative report. For detailed information on graduation rates, please refer to the Federal Four Year Graduation Cohorts report under Year Round Reports.

10 Garfield District **124 Panguitch School**

October 1 2025 Counts		Prior Year
Grade	Oct 1 Count	Oct 1 Count
Kindergarten	**29**	23
Grade 1	**26**	33
Grade 2	29	28
Grade 3	**29**	26
Grade 4	**30**	37
Grade 5	**37**	31
Grade 6	**29**	37
Regular Total	209	215

October 1, 2025 Counts	Oct 1 Count	Prior Year Oct 1 Count
Part Time		
Home School	0	0
Private School	0	0
Stable	0	0
Resident Status		
Non Utah resident (A)	0	0
Utah Resident but NOT LEA resident (B)	0	0
LEA resident enrolled in another State (C)	0	0
F1 Foreign Exchange - no WPU (F)	0	0
J1 Foreign Exchange - WPU (J)	0	0
Pre-Kindergarten		
Regular	**38**	20
Special Ed	**2**	6

Demographics as of Oct 1, 2025

Categories		Count	Prior Year Count	Categories		Count	Prior Year Count
Overall		**209**	215	**Limited English Proficient**	Yes	**2**	4
Ethnicity / Race	Hispanic/Latino	**13**	8		Refused Service	0	0
	American Indian	**7**	9		Fluent	1	1
	Asian	**3**	5		Total	**3**	5
	African American/Black	**0**	2	**Selected Flags**	Homeless	0	0
	Pacific Islander	0	0		Migrant	0	0
	White	201	204		Native Language Spanish	1	1
Gender	Female	96	98	**Tribal Affiliation**	Goshute	0	0
	Male	113	117		Navajo	**6**	9
Free Lunch	Eligible for Free	56	55		Paiute	0	0
	Eligible for Reduced Price	**27**	37		Northwest Band Shoshone	0	0
	Economic Disadvantaged	0	0		Ute	0	0
	"Disadvantaged" Total	**83**	92		Other Tribe	**1**	0
Special Education	Time 'A'	**23**	28	**Youth In Custody**	Time 'A'	0	0
	Time 'B'	**5**	4		Time 'B'	0	0
	Time 'C'	**6**	4		Time 'C'	0	0
Immigrants		**1**	2				

10 Garfield District 124 Panguitch School

Charter School Economically Disadvantaged Counts (by District of Residence)		
Charter LEA Of Residence	**TOTAL COUNT**	**ED COUNT**

KINDERGARTEN TYPES	
FN	30
ON	0
EN	0
YN	0
FY	0
OY	0
EY	0
NN	0
TOTAL	**30**

For summary information on High School Completion Status, Early Graduate Counts, or Reading On Grade Level please see the Year-end School Summary Cumulative report. For detailed information on graduation rates, please refer to the Federal Four Year Graduation Cohorts report under Year Round Reports.

10 Garfield District **150 Garfield Online**

October 1 2025 Counts		Prior Year
Grade	Oct 1 Count	Oct 1 Count
Kindergarten	**90**	176
Grade 1	**104**	128
Grade 2	**88**	106
Grade 3	**78**	91
Grade 4	**63**	92
Grade 5	**51**	65
Grade 6	**40**	53
Regular Total	**514**	711

October 1, 2025 Counts	Oct 1 Count	Prior Year Oct 1 Count
Part Time		
Home School	0	0
Private School	0	0
Stable	0	0
Resident Status		
Non Utah resident (A)	0	0
Utah Resident but NOT LEA resident (B)	0	0
LEA resident enrolled in another State (C)	0	0
F1 Foreign Exchange - no WPU (F)	0	0
J1 Foreign Exchange - WPU (J)	0	0
Pre-Kindergarten		
Regular	0	0
Special Ed	0	0

Demographics as of Oct 1, 2025

Categories		Count	Prior Year Count	Categories		Count	Prior Year Count
Overall		**514**	711	**Limited English Proficient**	Yes	0	0
Ethnicity / Race	Hispanic/Latino	**42**	61		Refused Service	0	0
	American Indian	**7**	10		Fluent	0	0
	Asian	**11**	17		Total	0	0
	African American/Black	**7**	14	**Selected Flags**	Homeless	0	0
	Pacific Islander	**28**	33		Migrant	0	0
	White	**488**	687		Native Language Spanish	0	0
Gender	Female	**265**	373	**Tribal Affiliation**	Goshute	0	0
	Male	**249**	338		Navajo	**0**	2
Free Lunch	Eligible for Free	**67**	93		Paiute	0	0
	Eligible for Reduced Price	**6**	7		Northwest Band Shoshone	0	0
	Economic Disadvantaged	0	0		Ute	0	0
	"Disadvantaged" Total	**73**	100		Other Tribe	**7**	8
Special Education	Time 'A'	**17**	22	**Youth In Custody**	Time 'A'	0	0
	Time 'B'	**0**	1		Time 'B'	0	0
	Time 'C'	0	0		Time 'C'	0	0
Immigrants		**1**	4				

10 Garfield District 150 Garfield Online

Charter School Economically Disadvantaged Counts (by District of Residence)		
Charter LEA Of Residence	**TOTAL COUNT**	**ED COUNT**

KINDERGARTEN TYPES	
FN	113
ON	0
EN	0
YN	0
FY	0
OY	0
EY	0
NN	0
TOTAL	**113**

For summary information on High School Completion Status, Early Graduate Counts, or Reading On Grade Level please see the Year-end School Summary Cumulative report. For detailed information on graduation rates, please refer to the Federal Four Year Graduation Cohorts report under Year Round Reports.

10 Garfield District **704 Bryce Valley High**

October 1 2025 Counts		Prior Year
Grade	Oct 1 Count	Oct 1 Count
Grade 7	**15**	24
Grade 8	**24**	28
Grade 9	**26**	13
Grade 10	**10**	27
Grade 11	**28**	23
Grade 12	**19**	27
Regular Total	**122**	142

October 1, 2025 Counts	Oct 1 Count	Prior Year Oct 1 Count
Part Time		
Home School	**4**	5
Private School	0	0
Stable	0	0
Resident Status		
Non Utah resident (A)	0	0
Utah Resident but NOT LEA resident (B)	0	0
LEA resident enrolled in another State (C)	0	0
F1 Foreign Exchange - no WPU (F)	0	0
J1 Foreign Exchange - WPU (J)	0	0
Pre-Kindergarten		
Regular	0	0
Special Ed	0	0

Demographics as of Oct 1, 2025

Categories		Count	Prior Year Count	Categories		Count	Prior Year Count
Overall		**122**	142	**Limited English Proficient**	Yes	**17**	30
Ethnicity / Race	Hispanic/Latino	**36**	41		Refused Service	0	0
	American Indian	**6**	7		Fluent	**14**	7
	Asian	0	0		Total	**31**	37
	African American/Black	0	0	**Selected Flags**	Homeless	**3**	6
	Pacific Islander	1	1		Migrant	0	0
	White	**115**	134		Native Language Spanish	**33**	39
Gender	Female	62	67	**Tribal Affiliation**	Goshute	0	0
	Male	**60**	75		Navajo	**6**	7
Free Lunch	Eligible for Free	28	27		Paiute	0	0
	Eligible for Reduced Price	**21**	14		Northwest Band Shoshone	0	0
	Economic Disadvantaged	0	0		Ute	0	0
	"Disadvantaged" Total	**49**	41		Other Tribe	0	0
Special Education	Time 'A'	**14**	6	**Youth In Custody**	Time 'A'	0	0
	Time 'B'	**1**	7		Time 'B'	0	0
	Time 'C'	1	1		Time 'C'	0	0
Immigrants		**19**	25				

10 Garfield District 704 Bryce Valley High

Charter School Economically Disadvantaged Counts (by District of Residence)		
Charter LEA Of Residence	**TOTAL COUNT**	**ED COUNT**

KINDERGARTEN TYPES	
FN	0
ON	0
EN	0
YN	0
FY	0
OY	0
EY	0
NN	0
TOTAL	**0**

For summary information on High School Completion Status, Early Graduate Counts, or Reading On Grade Level please see the Year-end School Summary Cumulative report. For detailed information on graduation rates, please refer to the Federal Four Year Graduation Cohorts report under Year Round Reports.

10 Garfield District **708 Escalante High**

October 1 2025 Counts		Prior Year
Grade	Oct 1 Count	Oct 1 Count
Grade 7	12	11
Grade 8	**9**	10
Grade 9	**10**	15
Grade 10	**15**	9
Grade 11	**7**	8
Grade 12	**9**	13
Regular Total	62	66

October 1, 2025 Counts	Oct 1 Count	Prior Year Oct 1 Count
Part Time		
Home School	**1**	0
Private School	**0**	1
Stable	0	0
Resident Status		
Non Utah resident (A)	0	0
Utah Resident but NOT LEA resident (B)	0	0
LEA resident enrolled in another State (C)	0	0
F1 Foreign Exchange - no WPU (F)	0	0
J1 Foreign Exchange - WPU (J)	0	0
Pre-Kindergarten		
Regular	0	0
Special Ed	0	0

Demographics as of Oct 1, 2025

Categories		Count	Prior Year Count	Categories		Count	Prior Year Count
Overall		**62**	66	**Limited English Proficient**	Yes	**0**	1
Ethnicity / Race	Hispanic/Latino	**4**	3		Refused Service	0	0
	American Indian	0	0		Fluent	**1**	0
	Asian	1	1		Total	1	1
	African American/Black	1	1	**Selected Flags**	Homeless	**0**	1
	Pacific Islander	0	0		Migrant	0	0
	White	60	64		Native Language Spanish	2	2
Gender	Female	**27**	30	**Tribal Affiliation**	Goshute	0	0
	Male	35	36		Navajo	0	0
Free Lunch	Eligible for Free	20	19		Paiute	0	0
	Eligible for Reduced Price	**9**	4		Northwest Band Shoshone	0	0
	Economic Disadvantaged	0	0		Ute	0	0
	"Disadvantaged" Total	**29**	23		Other Tribe	0	0
Special Education	Time 'A'	**2**	3	**Youth In Custody**	Time 'A'	0	0
	Time 'B'	**7**	6		Time 'B'	0	0
	Time 'C'	0	0		Time 'C'	0	0
Immigrants		1	1				

Charter School Economically Disadvantaged Counts (by District of Residence)		
Charter LEA Of Residence	**TOTAL COUNT**	**ED COUNT**

KINDERGARTEN TYPES	
FN	0
ON	0
EN	0
YN	0
FY	0
OY	0
EY	0
NN	0
TOTAL	**0**

For summary information on High School Completion Status, Early Graduate Counts, or Reading On Grade Level please see the Year-end School Summary Cumulative report. For detailed information on graduation rates, please refer to the Federal Four Year Graduation Cohorts report under Year Round Reports.

10 Garfield District **712 Panguitch High**

October 1 2025 Counts		Prior Year
Grade	Oct 1 Count	Oct 1 Count
Grade 7	**34**	0
Grade 8	**29**	0
Grade 9	**26**	35
Grade 10	33	35
Grade 11	**31**	36
Grade 12	**38**	42
Regular Total	**191**	148

October 1, 2025 Counts	Oct 1 Count	Prior Year Oct 1 Count
Part Time		
Home School	**2**	0
Private School	0	0
Stable	0	0
Resident Status		
Non Utah resident (A)	0	0
Utah Resident but NOT LEA resident (B)	0	0
LEA resident enrolled in another State (C)	0	0
F1 Foreign Exchange - no WPU (F)	0	0
J1 Foreign Exchange - WPU (J)	**4**	1
Pre-Kindergarten		
Regular	0	0
Special Ed	0	0

Demographics as of Oct 1, 2025

Categories		Count	Prior Year Count	Categories		Count	Prior Year Count
Overall		**191**	148	**Limited English Proficient**	Yes	**0**	1
Ethnicity / Race	Hispanic/Latino	**14**	11		Refused Service	0	0
	American Indian	**4**	2		Fluent	**2**	1
	Asian	**0**	1		Total	2	2
	African American/Black	**2**	0	**Selected Flags**	Homeless	1	1
	Pacific Islander	0	0		Migrant	0	0
	White	**188**	145		Native Language Spanish	2	2
Gender	Female	**97**	69	**Tribal Affiliation**	Goshute	0	0
	Male	**94**	79		Navajo	**4**	2
Free Lunch	Eligible for Free	**39**	30		Paiute	0	0
	Eligible for Reduced Price	**26**	11		Northwest Band Shoshone	0	0
	Economic Disadvantaged	0	0		Ute	0	0
	"Disadvantaged" Total	**65**	41		Other Tribe	0	0
Special Education	Time 'A'	24	22	**Youth In Custody**	Time 'A'	0	0
	Time 'B'	0	0		Time 'B'	0	0
	Time 'C'	**2**	1		Time 'C'	0	0
Immigrants		**0**	1				

10 Garfield District 712 Panguitch High

Charter School Economically Disadvantaged Counts (by District of Residence)		
Charter LEA Of Residence	**TOTAL COUNT**	**ED COUNT**

KINDERGARTEN TYPES	
FN	0
ON	0
EN	0
YN	0
FY	0
OY	0
EY	0
NN	0
TOTAL	**0**

For summary information on High School Completion Status, Early Graduate Counts, or Reading On Grade Level please see the Year-end School Summary Cumulative report. For detailed information on graduation rates, please refer to the Federal Four Year Graduation Cohorts report under Year Round Reports.

10 Garfield District

LEA Totals

October 1 2025 Counts		Prior Year
Grade	Oct 1 Count	Oct 1 Count
Kindergarten	**145**	228
Grade 1	**162**	190
Grade 2	149	163
Grade 3	**137**	156
Grade 4	**126**	161
Grade 5	**119**	134
Grade 6	**106**	121
Grade 7	61	64
Grade 8	62	65
Grade 9	62	63
Grade 10	**58**	71
Grade 11	66	67
Grade 12	**66**	82
Regular Total	**1319**	1565

October 1, 2025 Counts	Count	Prior Year Count
Part Time		
Home School	**9**	5
Private School	**0**	1
Stable	0	0
Resident Status		
Non Utah resident (A)	0	0
Utah Resident but NOT LEA resident (B)	0	0
LEA resident enrolled in another State (C)	0	0
F1 Foreign Exchange - no WPU (F)	0	0
J1 Foreign Exchange - WPU (J)	**4**	1
Pre-Kindergarten		
Regular	66	60
Special Ed	**5**	9

Demographics as of Oct 1, 2025

Categories		Count	Prior Year Count	Categories		Count	Prior Year Count
Overall		**1319**	1565	**Limited English Proficient**	Yes	**59**	66
Ethnicity / Race	Hispanic/Latino	168	180		Refused Service	0	0
	American Indian	**29**	33		Fluent	**22**	12
	Asian	**15**	24		Total	81	78
	African American/Black	**11**	21	**Selected Flags**	Homeless	15	16
	Pacific Islander	**31**	35		Migrant	0	0
	White	**1268**	1511		Native Language Spanish	86	84
Gender	Female	**645**	773	**Tribal Affiliation**	Goshute	0	0
	Male	**674**	792		Navajo	**20**	24
Free Lunch	Eligible for Free	298	327		Paiute	0	0
	Eligible for Reduced Price	117	107		Northwest Band Shoshone	0	0
	Economic Disadvantaged	0	0		Ute	0	0
	"Disadvantaged" Total	415	434		Other Tribe	9	9
Special Education	Time 'A'	99	106	**Youth In Custody**	Time 'A'	0	0
	Time 'B'	**15**	22		Time 'B'	0	0
	Time 'C'	**12**	9		Time 'C'	0	0
Immigrants		50	54				

10 Garfield District

LEA Totals

Charter School Economically Disadvantaged Counts (by District of Residence)		
Charter LEA Of Residence	**TOTAL COUNT**	**ED COUNT**

KINDERGARTEN TYPES	
FN	169
ON	0
EN	0
YN	0
FY	0
OY	0
EY	0
NN	0
TOTAL	**169**

For summary information on High School Completion Status, Early Graduate Counts, or Reading On Grade Level please see the Year-end School Summary Cumulative report. For detailed information on graduation rates, please refer to the Federal Four Year Graduation Cohorts report under Year Round Reports.

Invoice

20495 Murray Road #115
Bend, OR 97701

P.O. No.	Terms	Date	No.
Garfield PO	Net 30	10/1/2025	46296

Name / Address

Garfield and Kane County School Districts
1357 S Vermillion Dr
Kanab, UT 84741

Free Training Session with table purchase Call 866-222-2154 to schedule yours. Available Tuesday - Friday 8:00 am to 12:00 pm

Ship To

Garfield and Kane County School Districts
145 East Center Street
Panguitch, Utah 84759

Item	Description	Qty	Cost	Total
ArcPro Elite 4...	Arc Pro V2 Elite 4'x8' CNC Plasma System Cutting Envelope: 104"L x 51.5"W 7.75"H Overall Dimensions: 165”L x 93”W x 66”H Shipping Dimensions: 136”L x 77”W x 70”H Dimensions at Base: 120”L x 58”W Water Pan Capacity: 64 Gallons Overall Weight: 950 lbs *PLEASE MEASURE TRAILER IF PICKING UP*	3	25,495.00	76,485.00T
MT 25' PM S...	Hypertherm Powermax45 SYNC, w/25' Machine Torch set up integrated into CNC	3	3,450.00	10,350.00T
SmartSYNC 3...	5 PACK - SmartSYNC Consumable Cartridge 30- 45A Fine cut | HYP 428926	3	345.00	1,035.00T
Arc Sync ELI...	Arc Sync Technology - Hypertherm Connect allows automatic amperage control for Ultra tables with a Powermax 45xp or 45 SYNC. Add Error Code Readout and Remote Amperage Control. Hypertherm SRL interface kit included	3	850.00	2,550.00T
Collision Dete...	Collision Detection System with Manual Bevel Torch Mount up to +/- 45°	3	750.00	2,250.00T
FC Laser Alig...	FlashCut Laser Plate Alignment System	3	750.00	2,250.00T
Touchscreen ...	Planar PCT2495 24" Touchscreen Monitor	3	700.00	2,100.00T
FC EDU Initi...	FC Initial Free EDU PC Seat License 10 Pack	3	0.00	0.00T
Discount	Educational discount - 10 Free EDU Seat Licenses - Free CAD/Design Software Licenses - Free Touch Screen Monitor - Free Collision Detection with Manual Bevel Cutting - Free Arc Sync upgrade		-6,900.00	-6,900.00
Shipping-Han...	Table Shipping and Handling - Unit is fully assembled and not crated or palletized. Shipping FOB Bend, OR. Partial load LTL. Driver No-Touch, No Trans-Loading.	3	2,200.00	6,600.00T
	No Sales Tax (Recurring)		0.00%	0.00

Total **$96,720.00**

Phone #	E-mail	Web Site
866-222-2154	Sales@arclightcnc.com	arclightcnc.com