



**ARLINGTON INDEPENDENT SCHOOL DISTRICT
REGULAR MEETING OF THE BOARD OF TRUSTEES
Thursday, April 23, 2026 at 5:00 PM**

NOTICE of Regular Meeting of the Board of Trustees at the Arlington Independent School District Administration Building - Board Room, 690 East Lamar Boulevard, Arlington, Texas 76011.

Meetings may be viewed online at www.aisd.net. One or more members of the Board of Trustees may participate in this meeting via videoconference call. A quorum of the Board of Trustees will be physically present at the Administration Building.

Members of the public who desire to address the board regarding an item on this agenda must comply with the following registration procedures: Members of the public seeking to provide comments concerning an agenda item or non-agenda item shall be required to register at <https://www.aisd.net/boardmeetingspeakerrequest> **NO LATER THAN 3:00 p.m. the day of the board meeting** indicating (1) person's name; (2) subject the member of the public wishes to discuss, and; (3) telephone number at which the member of the public may be reached.

1. **CALL TO ORDER: 5:00 p.m., Room 401**

2. **Priority 3 Workshop: Safety & Discipline**

3. **CLOSED MEETING: Board Conference Room**

Adjournment to closed meeting pursuant to Sections 551.071 (consultation with attorney to seek and receive legal advice); 551.072 (discuss the purchase, exchange, lease or value of real property); Section 551.073 - (negotiating contracts for prospective gifts or donations); Section 551.074 - (consider the appointment, employment, evaluation, reassignment, duties, discipline, non-renewal or dismissal of a public officer or employee, or to hear complaints or charges against a public officer or employee); Section 551.076 - (consider the deployment, or specific occasions for implementation, of security, including: personnel, devices, deployment, reports, audits, evaluation, and updates); Section 551.082 - (discussing or deliberating the discipline of a public school child or children, or a complaint or charge is brought against an employee of the school district by another employee); Section 551.0821 - (deliberating in a matter regarding a public school student if personally identifiable information about the student will necessarily be revealed by the deliberation); Section 551.083 (considering the standards, guidelines, terms or conditions the Board will follow, or instruct its representatives to follow, in consultation with representatives of employee groups in connection with consultation agreements).

3.A. Personnel, including; New Hires, Retirements, Resignations, Leaves of Absence, Dismissals, Terminations, Non-Renewals, Non-Extensions, and Evaluation

- 3.B. Consult Attorney Regarding Potential and Pending Litigation
- 3.C. Discuss the Purchase, Exchange, Lease or Value of Real Property
- 3.D. Intruder Detection Audit Findings
- 3.E. Discipline of a public-school child under Tex. Government Code 551.082 and 551.0821

4. **RECONVENE INTO OPEN SESSION: 6:30 p.m., Board Room**

5. **PLEDGE:**

6. **RECOGNITIONS:**

This time has been designated for the purpose of allowing programs and/or presentations relating to matters such as curricular, extracurricular, co- curricular and PTA type activities.

6.A. National Merit/Top 3 PSAT Students

7. **OPEN FORUM FOR AGENDA ITEMS:**

Must Pre-Register. Registration as stated above must be completed in its entirety and submitted no later than 3:00 p.m. This first Open Forum is limited to agenda items other than personnel. Any personnel concern should be brought directly to the Superintendent or Board President prior to the meeting, who will guide you to the proper procedure pursuant to Board Policy. Speakers will be limited to three (3) minutes. When more than one individual wishes to address the same agenda item, the President may ask the group to appoint one spokesperson.

8. **COMMITTEE AND STAFF REPORTS:**

8.A. Spring Demographer Report	7
8.B. 2025-2026 Financial Update & 2026-2027 Preliminary Budget Report	53
8.C. Special Education Performance Report	65
8.D. Principal Incentive Program Report	78
8.E. Trustee Continuing Education Hours Report	88

9. **CONSENT AGENDA:**

9.A. Approval of Minutes of Prior Meetings	89
9.B. Approval of Purchases Greater Than \$100,000	95
9.C. Approval of Bids	97
9.D. Approval of Monthly Financial Report - February	163
9.E. Approval of Donations	172
9.F. Approval of Budget Amendment	174
9.G. Approval of Easement and Right-of-Way for Oncor Electric Delivery Company for Arlington ISD Support Services Center	180

10. **OPEN FORUM FOR NON-AGENDA ITEMS:**

Must Pre-Register. Registration as stated above must be completed in its entirety and submitted no later than 3:00 p.m. Any personnel concern should be brought directly to the Superintendent or Board President prior to the meeting, who will guide you to the proper procedure pursuant to Board Policy. Speakers will be limited to three (3) minutes. When more than one individual wishes to address the same agenda item, the President may ask the group to appoint one spokesperson.

11. **SUPERINTENDENT COMMENTS:**

This time is for the Superintendent to acknowledge varying kinds of activities occurring within the district. This includes such items as recognition of outstanding performance by district staff and/or students, the initiating of new programs and special activities. The Superintendent will report on the following subjects:

11.A. District Priorities.

11.B. Recognition of outstanding performance by district staff and students.

11.C. Initiation of new programs and special activities.

12. **TRUSTEE COMMENTS:**

This time on the Agenda allows each member to inform other Board Members, the administrative staff and the public of activities which are of interest. The Board Members will report on the following subjects:

12.A. Board member attendance at various school and community events.

12.B. Board member announcement of various upcoming school and community events.

12.C. Board member visits to various campuses.

12.D. Board member recognition of outstanding performance by district staff and students.

12.E. Board member recognition of new programs and special activities.

13. **CLOSED MEETING:**

At any time during the meeting the Board may adjourn into closed meeting for consultation with its attorney (Texas Government Code section 551.071) or for a posted agenda item pursuant to Texas Government Code sections 551.072 - 551.084.

14. **ADJOURNMENT:**

The agenda order may be adjusted by the Presiding Officer at any time during the meeting.

If, during the course of the meeting, discussion of any item on the agenda should be held in

a closed meeting, the board will conduct a closed meeting in accordance with the Texas Open Meetings Act, Texas Government Code, chapter 551, subchapters D and E or Texas Government Code section 418.183(f).

If, during the course of the meeting covered by this Notice, the Board should determine that a closed meeting of the Board should be held or is required in relation to any item included in this notice, then such closed meeting is authorized by Texas Government Code Section 551.001, et. seq., for any of the following reasons:

Section 551.071 - For the purpose of a private consultation with the Board's attorney on any or all subjects or matters authorized by law.

Section 551.072 - For the purpose of discussing the purchase, exchange, lease or value of real property.

Section 551.073 - For the purpose of negotiating contracts for prospective gifts or donations.

Section 551.074 - For the purpose of considering the appointment, employment, evaluation, reassignment, duties, discipline or dismissal of a public officer or employee or to hear complaints or charges against a public officer or employee.

Section 551.076 - To consider the deployment, or specific occasions for implementation, of security, including: personnel, devices, deployment, reports, audits, evaluation, and updates.

Section 551.082 - For the purpose of deliberating in a case involving discipline of a public school child or children, or in a case in which a complaint or charge is brought against an employee of the school district by another employee and the complaint or charge directly results in a need for a hearing.

Section 551.0821 - For the purpose of deliberating in a matter regarding a public school student if personally identifiable information about the student will necessarily be revealed by the deliberation.

Section 551.083 - For the purpose of considering the standards, guidelines, terms or conditions the Board will follow, or instruct its representatives to follow, in consultation with representatives of employee groups in connection with consultation agreements provided for by Section 13.901 of the Texas Education Code.

Section 551.084 - For the purpose of excluding a witness or witnesses from a hearing during examination of another witness.

Should any final action, final decision or final vote be required in the opinion of the Board with regard to any matter considered in such closed meeting, then such final action, final decision or final vote shall be at either:

- A. the open meeting covered by this notice upon the reconvening of this public meeting, or
- B. at a subsequent public meeting of the Board upon notice thereof, as the Board shall determine.


Before any closed meeting is convened, the presiding officer will publicly identify the section or sections of the Act authorizing the closed meeting. All final votes, actions, or decisions

5

will be taken in open meeting.

CERTIFICATE AS TO POSTING OR GIVING OF NOTICE

On this 20th day of April 2026 at 5:00 p.m., this notice was posted on a bulletin board at a place convenient to the public at the central administrative office of the Arlington Independent School District, 690 East Lamar Boulevard, Arlington, Texas and readily accessible to the general public at all times beginning at least 72 hours preceding the scheduled time of the meeting.

A rectangular box containing a handwritten signature in black ink. The signature appears to be "M. Smith" written in a cursive style.

Matt Smith, Ed.D., Superintendent

Arlington Independent School District Board of Trustees Meeting

April 23, 2026

Contact Person: Norberto Rivas

Board Agenda Presented for: Action: Report: Consent:

Supporting Documents: None: Attached:

Meeting Agenda Item: Spring Demographer Report

District Priority / Goals Addressed

Within the Board's priority of Talent and Resources, this agenda item provides the Board of Trustees with an annual forecast of demographic services provided by Zonda.

Background

An annual enrollment forecast provides the board information to assist board members in making informed decisions about enrollment forecast and attendance zone planning. Zonda consultants will review and present a demographic report that includes both written findings and key illustrative exhibits such as regional economic conditions, enrollment patterns to include mobility data, housing data, Arlington ISD comparisons, enrollment projections, and key takeaways.

Fiscal Implications

None

Recommendation

None

Submitted by: *Norberto Rivas*

Date: April 13, 2026



ACADEMIC GROWTH

Ensure positive, engaging experiences for every student that promote academic growth and ignite a passion for learning.



CULTURE

Establish an inclusive culture of respect, support and continuous improvement for all students, staff and families.



SAFETY & DISCIPLINE

Create safe and productive learning environments in which every student and staff member can thrive.



MARKETING & ENGAGEMENT

Involve families and community stakeholders as valued partners in student learning.



TALENT & RESOURCES

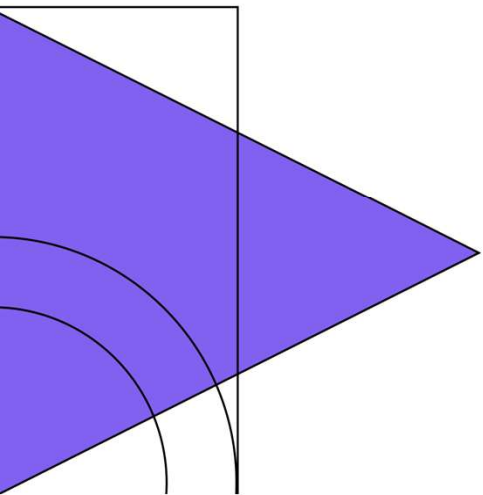
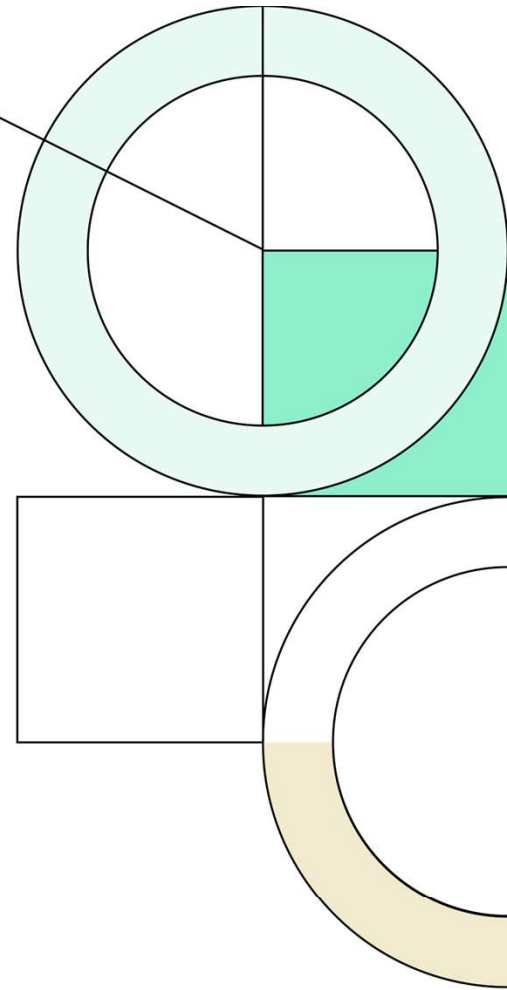
Maximize our resources and people to promote a thriving district while maintaining sound fiscal management.



Arlington Independent School District

Mobility Report 2025/26


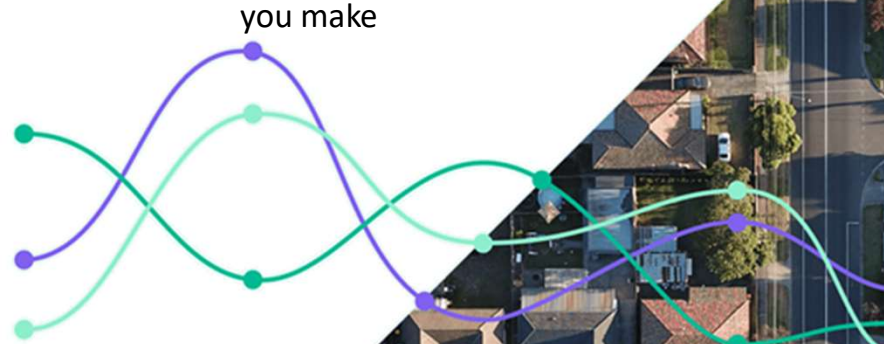
April 2026



Zonda™ Demographics

Zonda’s Mobility division, formerly Templeton Mobilitys, was established in 2006 and has been assisting public schools with Mobility services for over 18 years. From day one, our mission has been to continually improve and provide accurate and timely data combined with outstanding consulting services. The fusion of Mobilitys with unparalleled housing data from Zonda has made us a leader in the market. The data provides an in-depth look at how the impact of housing and development influences decisions made now and in the future across the nation. The 12 dedicated employees in our division work diligently to provide the best possible data and enrollment projections to help informed decisions for your school system.

We are the #1 demographer in the state of Texas and now work with clients in Arkansas, Colorado, Georgia, Missouri, Oklahoma, North Carolina and South Carolina.

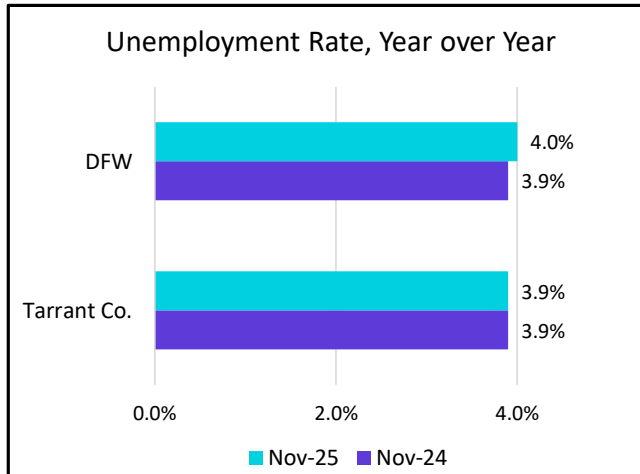


Economic Conditions

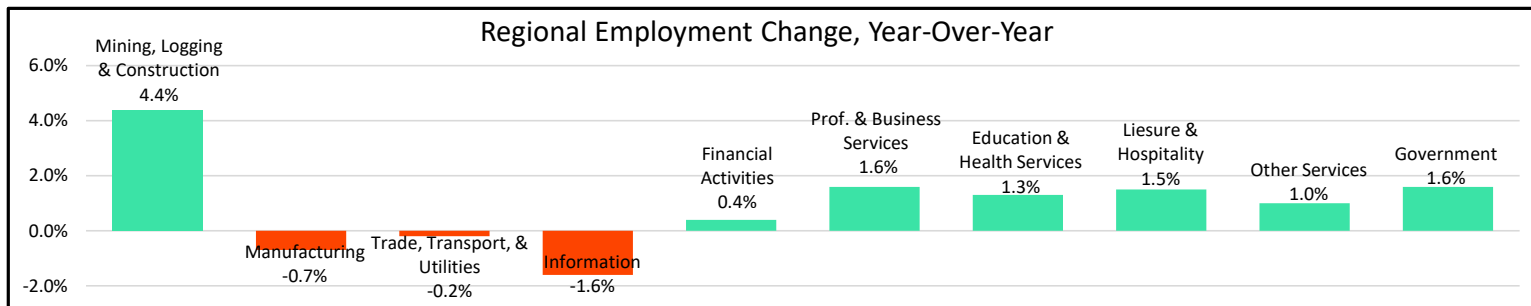
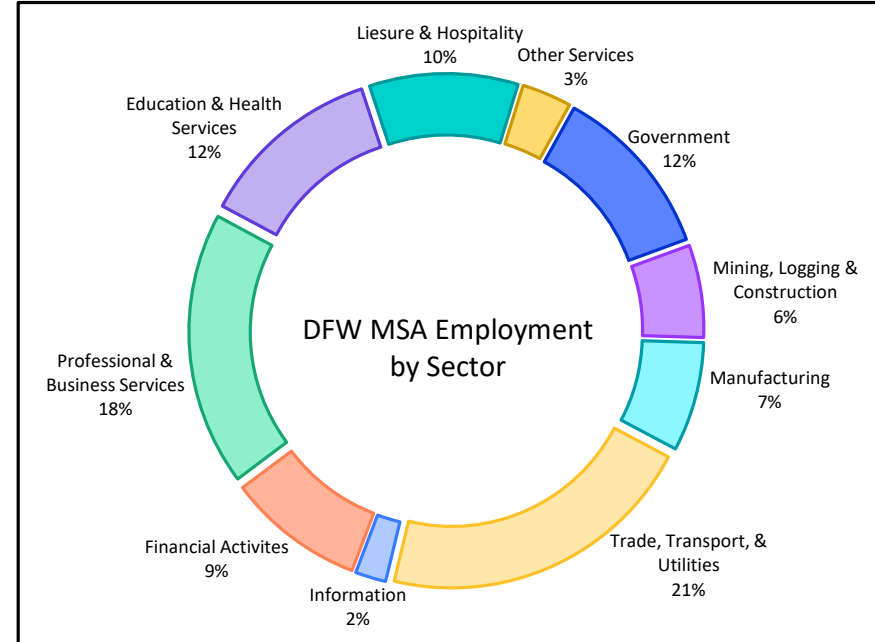
National, State, and Local Economic Data



- Unemployment levels in the region have increased approximately 0.1% from last year numbers
- 27,900 jobs were added in 2025
- Largest employers in the area were related to Trade, Transportation, & Utilities, as well as Professional & Business Services sectors
- Sector with the greatest rate of increases in job numbers over the past year were in Mining, Logging & Construction and in the Education and Health Services sector
- The largest rate of decline this past year was in Information the last 12 months



All Industry Sectors	Dec-2024	Dec-2025	YOY Change
(DFW MSA) Total Nonfarm Employment #s	4,328,200	4,356,100	0.6%



Source: US BLS; US BEA

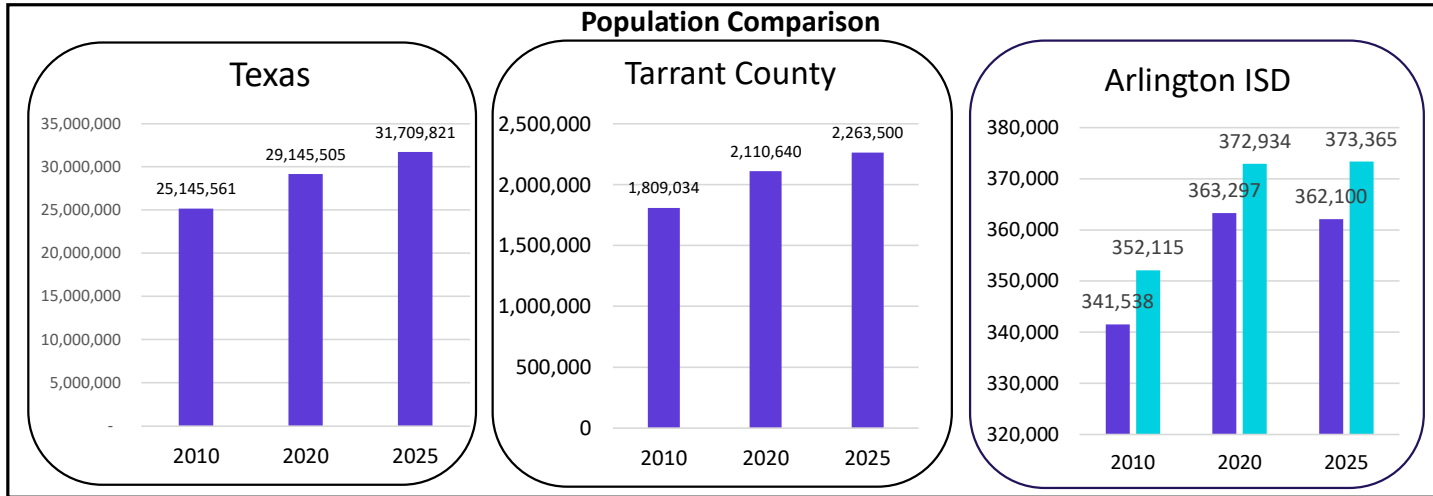
Mobility

District Mobility Data/Statistics

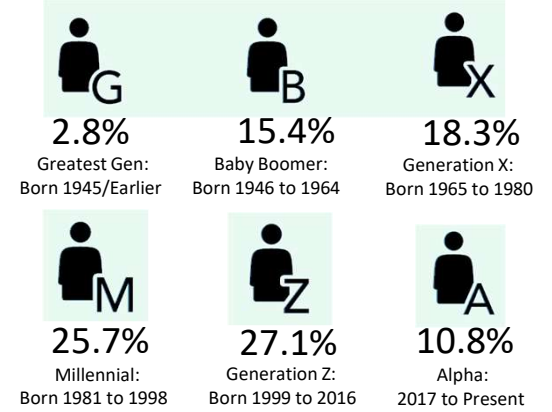


District Demographic Snapshot

Demographics



Population by Generation



Commuters



Approx.
18%

Spend 7+ hours commuting to and from work per week

*75% Drive Alone to Work


Age/Income



Median Age




Median Household Income



Wealth Index



Housing Affordability



Diversity Index

Education



No High School Diploma



25.2%
High School Graduate



28.5%
Some College/
Associate's Degree



33.4%
Bachelor's/Grad/
Prof Degree



Source: This infographic information contains data provided by ESRI (2025), Esri-U.S. BLS (2025), ACS (2019-2023).

What changed and why is Student Mobility a trend that may remain?

- *Pandemic Event* – The Covid-19 pandemic significantly disrupted student’s education by forcing schools to close and shifting learning to remote or hybrid formats. That disruption not only took place in the world of education, but also initiated work from home which created opportunities for parents to begin evaluating their children staying home and learning while they were home.

- *Technology* – Greater use of technology devices and the development of more online instructional programming has created a new market for online curriculum and instruction. The growth of social networks, the programming of algorithms used by those social networks related to concentrated content & messaging, and the flexibility of being able to learn anytime & anywhere is a dramatic departure from the traditional instructional schedules and models.

- *Geopolitical* – The business of political campaigning has grown even more over the last several years. Political races have ongoing advertisements referencing political platforms at a higher frequency than what we have had in the past. The messaging of school choice, school safety, and concerns about the quality of education being provided are referenced in many of the political ads regardless of political affiliation.

Changes that have Increased Student Mobility

Student Mobility Report



Texas Led U.S. in population growth in 2025, but immigration slowed

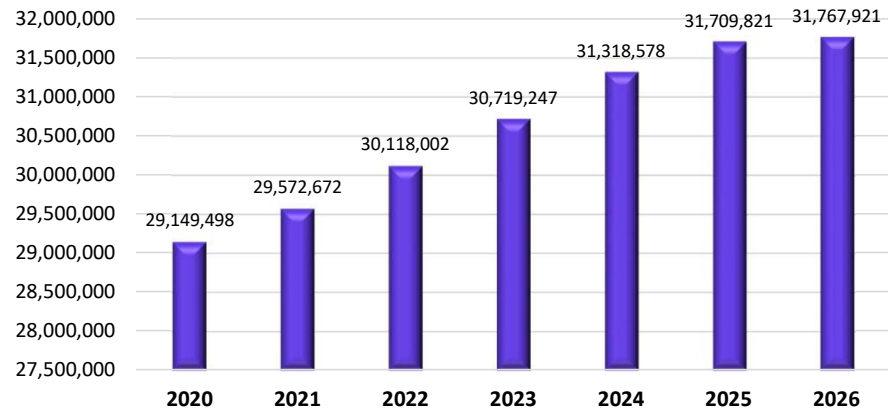
Texas' population growth slowed significantly last year amid a nationwide slowdown in the number of newcomers moving to the United States but still topped the rest of the country for adding new residents, new U.S. Census Bureau data show.

Texas added 391,243 residents in 2025, bringing the state's population to 31.7 million, but the Lone Star State grew by 1.2%, its slowest clip since 2021, after years of red-hot growth following the COVID-19 pandemic.

Texas Tribune Article – January 2026



State of Texas Population Growth



Regional Enrollment Changes

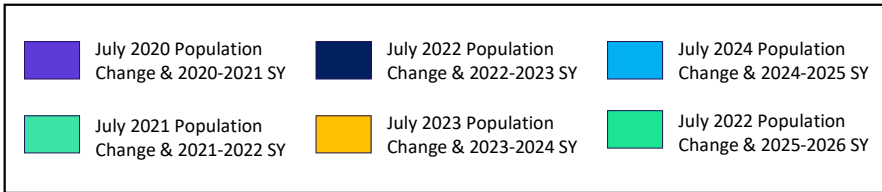
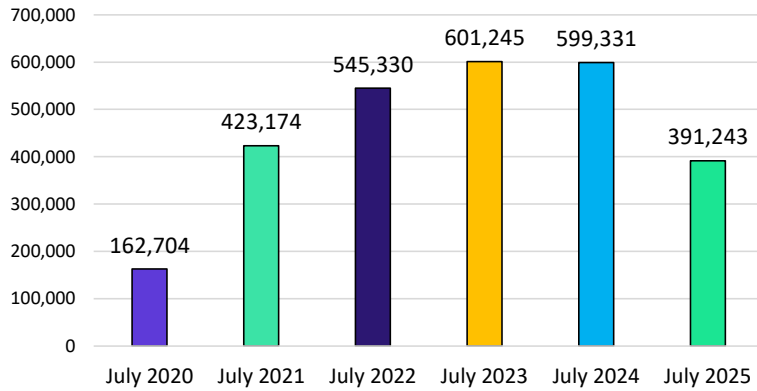
Student Mobility Report



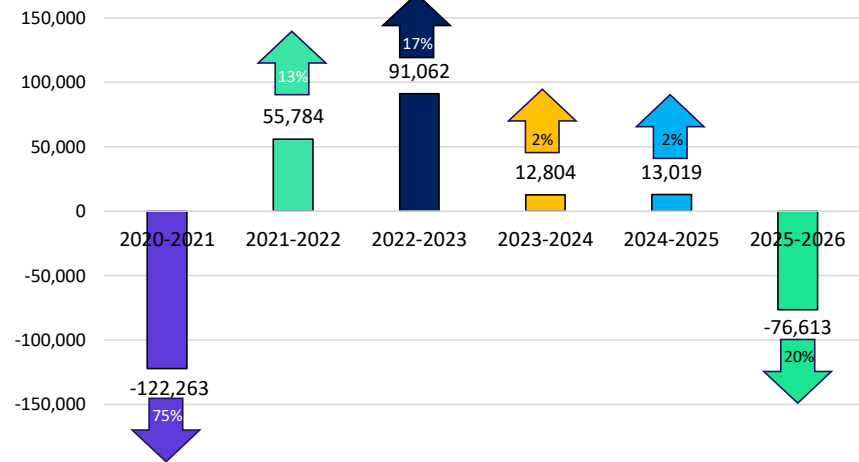
How did the population increase in the State of Texas impact the Public & Charter School Enrollment numbers the last 6 years?

Census Year	Population Increase	School Year	Public & Charter State Enrollment Change
July 2020	162,704	2020-2021	-122,263
July 2021	423,174	2021-2022	55,784
July 2022	545,330	2022-2023	91,062
July 2023	601,245	2023-2024	12,804
July 2024	599,331	2024-2025	13,019
July 2025	391,243	2025-2026	-76,613

State of Texas - Population Increase



TEA Enrollment Change % Compared to Population Growth

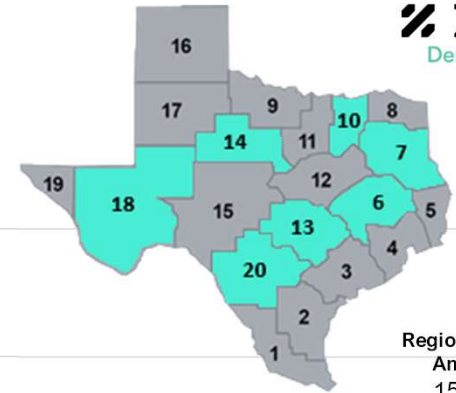


State of Texas Regional Enrollment Comparison Data

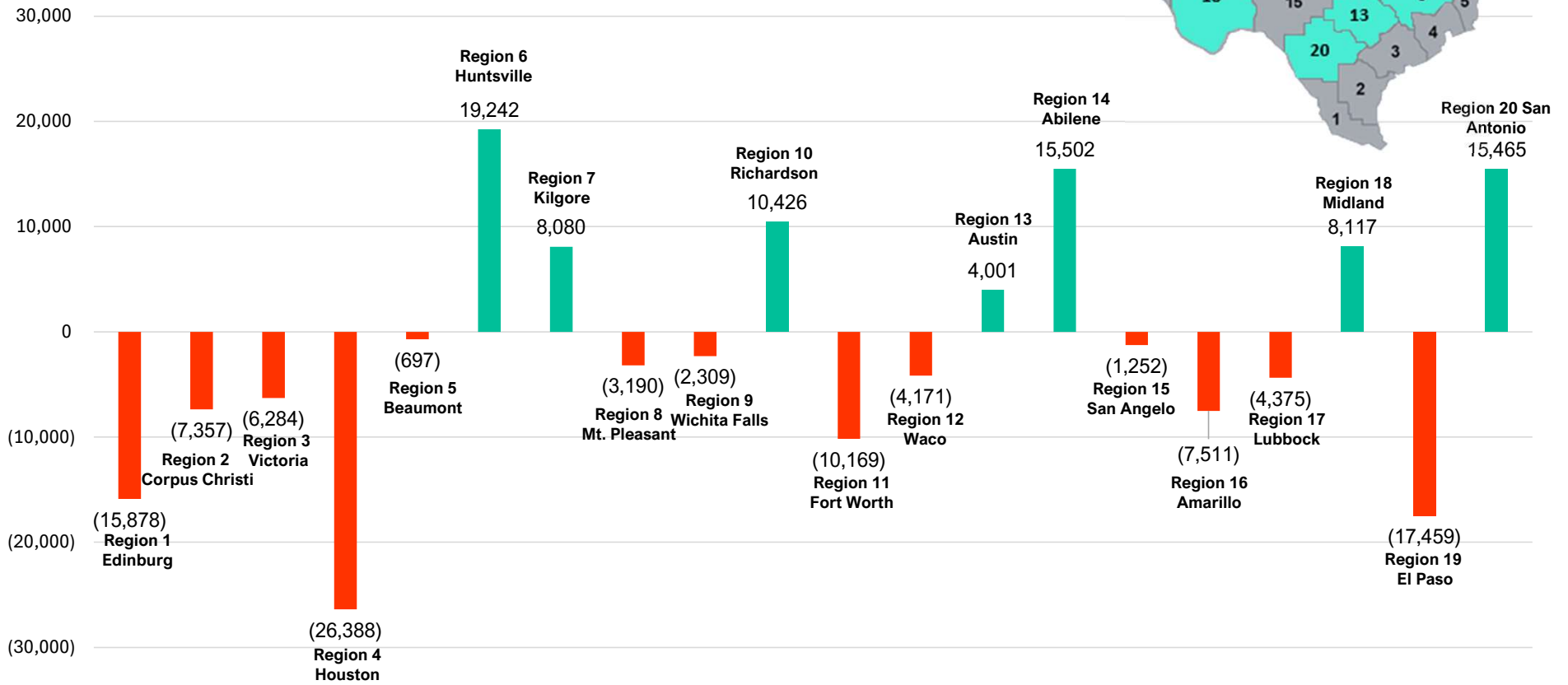
Education Service Centers (ESCs)	2019-20	2020-2021	2021-22	2022-2023	2023-24	2024-2025	2025-26	(2022-23 to 2025-26) 3 Year Change	(2019-20 to 2025-26)		
									Pre-Pandemic Change	Pre-Pandemic % Change	
Region 1 (Edinburg)	439,638	438,396	422,858	439,336	438,318	435,144	423,760	(15,576)	(15,878)	-3.5%	-3.6%
Region 2 (Corpus Christi)	101,213	96,980	94,866	96,042	95,399	94,521	93,856	(2,186)	(7,357)	-2.3%	-7.3%
Region 3 (Victoria)	52,862	51,536	50,255	48,619	48,209	47,706	46,578	(2,041)	(6,284)	-4.2%	-11.9%
Region 4 (Houston)	1,248,425	1,217,905	1,232,666	1,252,934	1,252,788	1,246,551	1,222,037	(30,897)	(26,388)	-2.5%	-2.1%
Region 5 (Beaumont)	84,510	81,994	83,604	84,405	84,671	83,884	83,813	(592)	(697)	-0.7%	-0.8%
Region 6 (Huntsville)	205,386	204,785	216,414	219,595	222,702	224,622	224,628	5,033	19,242	2.3%	9.4%
Region 7 (Kilgore)	176,295	174,580	180,380	181,949	181,936	184,645	184,375	2,426	8,080	1.3%	4.6%
Region 8 (Mt. Pleasant)	57,895	55,895	55,690	55,907	55,829	55,432	54,705	(1,202)	(3,190)	-2.1%	-5.5%
Region 9 (Wichita Falls)	37,571	36,916	37,146	36,941	36,335	35,699	35,262	(1,679)	(2,309)	-4.5%	-6.1%
Region 10 (Richardson)	886,842	870,791	882,725	895,391	902,618	910,252	897,268	1,877	10,426	0.2%	1.2%
Region 11 (Fort Worth)	598,572	582,106	592,249	597,543	595,757	595,779	588,403	(9,140)	(10,169)	-1.5%	-1.7%
Region 12 (Waco)	177,898	174,677	175,921	177,783	177,692	176,884	173,727	(4,056)	(4,171)	-2.3%	-2.3%
Region 13 (Austin)	393,602	381,742	390,880	387,567	391,175	397,937	397,603	10,036	4,001	2.6%	1.0%
Region 14 (Abilene)	58,980	60,244	62,295	66,801	68,615	71,695	74,482	7,681	15,502	11.5%	26.3%
Region 15 (San Angelo)	49,591	48,004	49,755	50,253	49,994	49,576	48,339	(1,914)	(1,252)	-3.8%	-2.5%
Region 16 (Amarillo)	84,333	81,980	82,081	81,327	80,213	79,169	76,822	(4,505)	(7,511)	-5.5%	-8.9%
Region 17 (Lubbock)	84,512	82,526	83,609	83,209	81,819	81,623	80,137	(3,072)	(4,375)	-3.7%	-5.2%
Region 18 (Midland)	94,615	89,695	89,515	91,871	99,391	106,060	102,732	10,861	8,117	11.8%	8.6%
Region 19 (El Paso)	174,752	166,889	166,550	165,778	163,415	160,879	157,293	(8,485)	(17,459)	-5.1%	-10.0%
Region 20 (San Antonio)	486,357	473,945	477,911	505,181	504,360	506,197	501,822	(3,359)	15,465	-0.7%	3.2%
Includes both Public & Charter Enrollment	5,493,849	5,371,586	5,427,370	5,518,432	5,531,236	5,544,255	5,467,642	(50,790)	(26,207)	-0.9%	-0.5%

Regional Enrollment Changes

Student Mobility Report



Pre-Pandemic Change (2019-20 School Year to Current 2025-26 School Year)

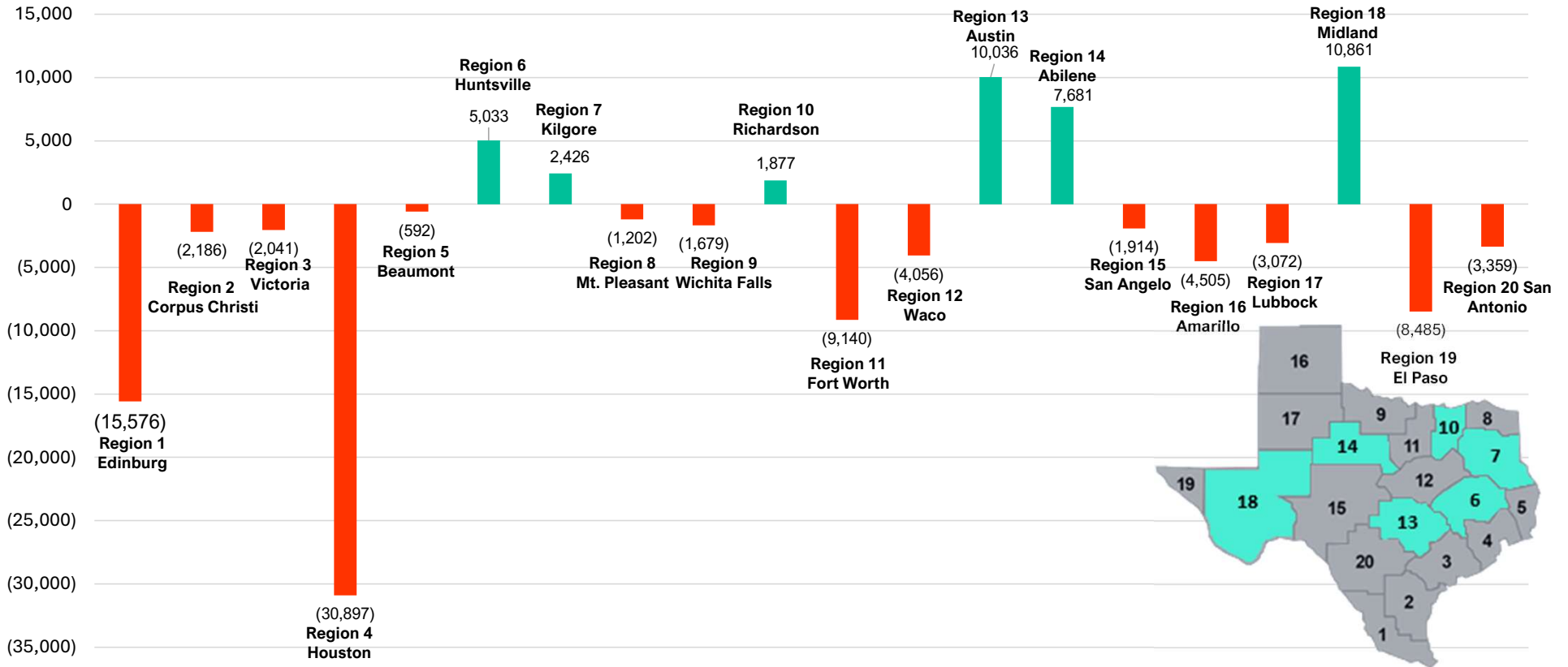


Regional Enrollment Changes

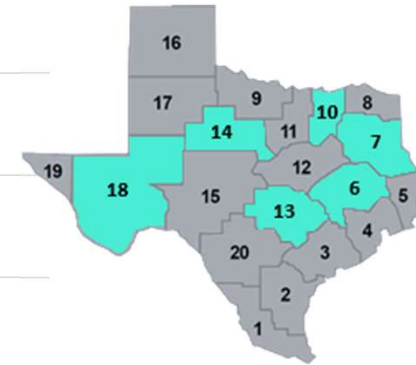
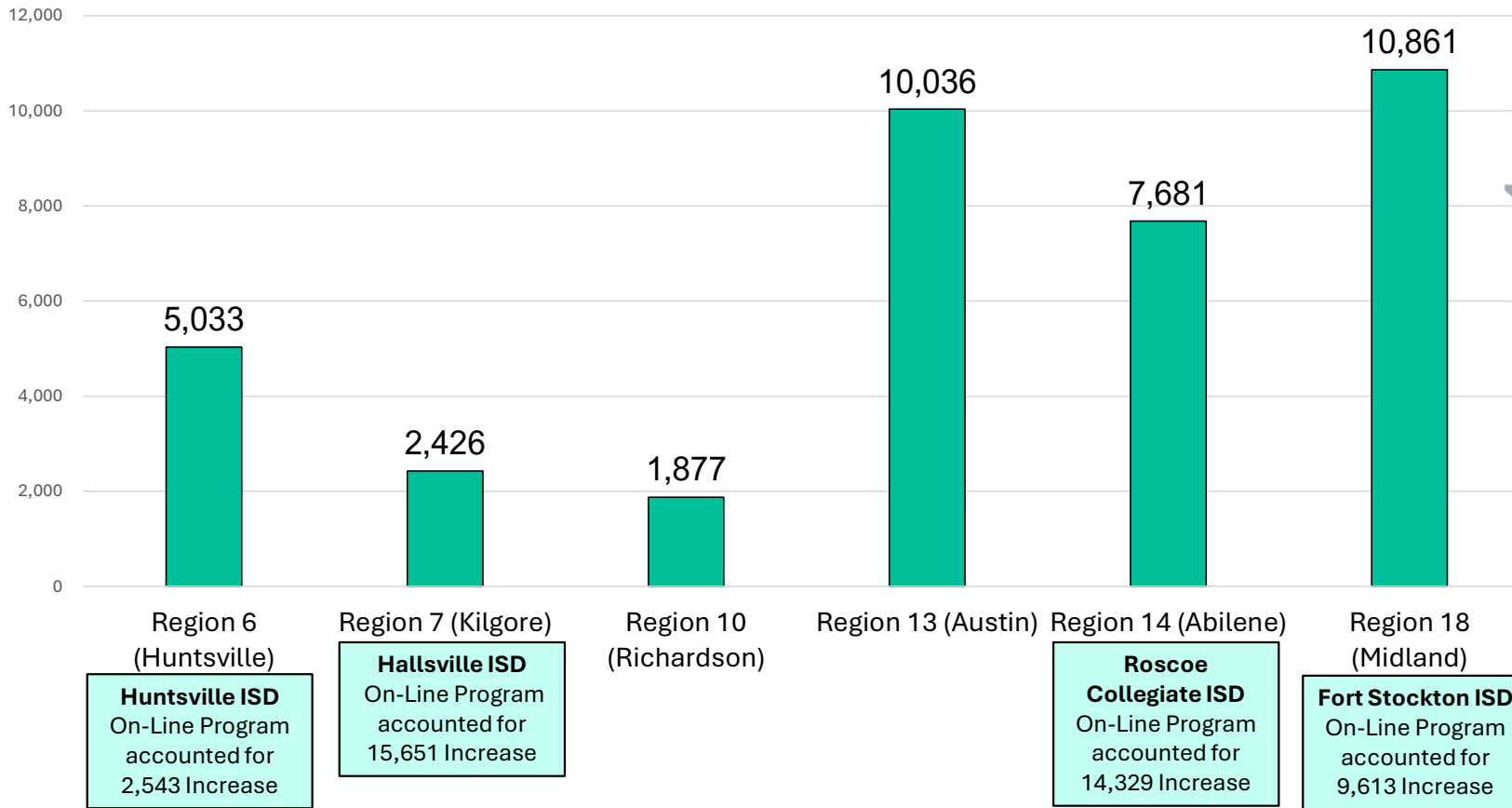
Student Mobility Report



3 Year Change (2022-23 School Year to Current 2025-26 School Year)

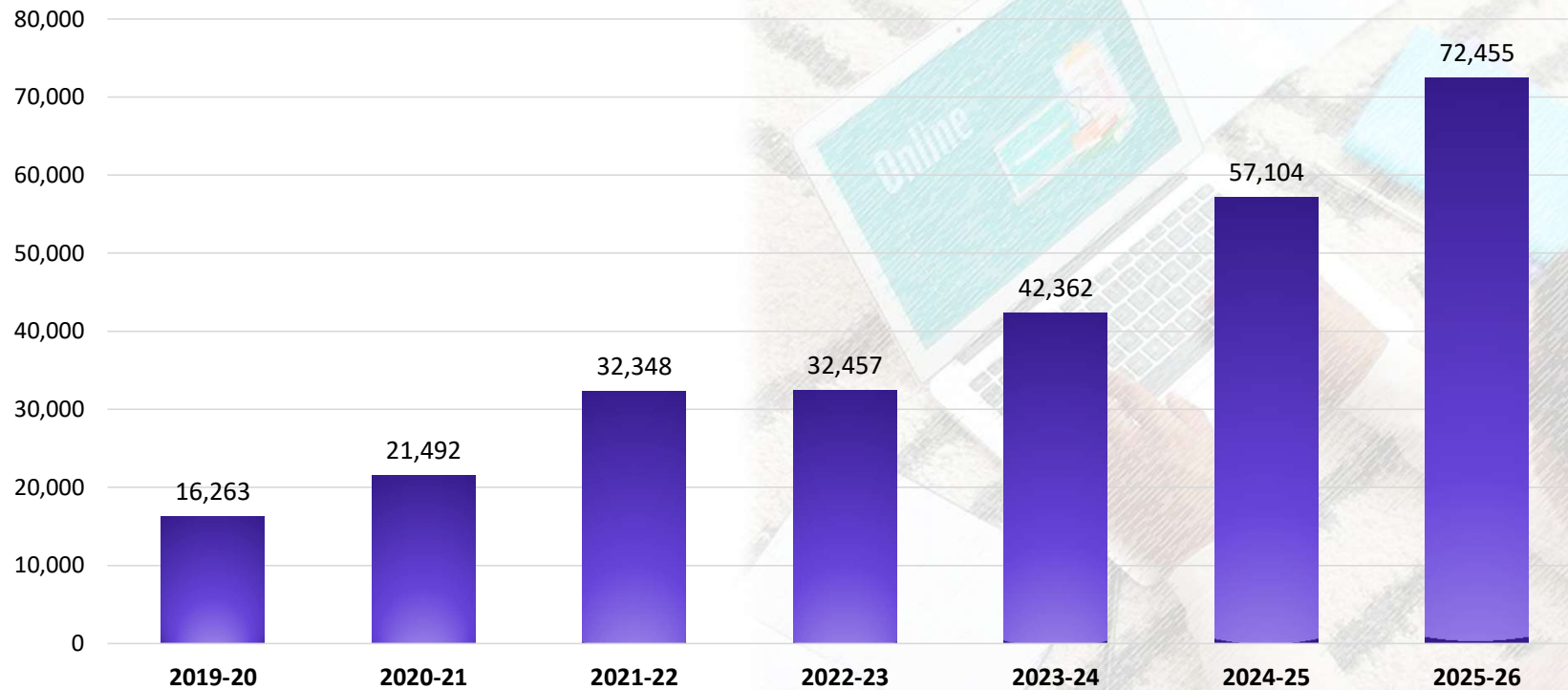


3 Year Change - Positive Enrollment Growth Regions



Growth in Region 10 & 13 is related to increases in regional job growth, new housing developments, migration into suburban communities and post-Covid enrollment stabilization.

State of Texas – Virtual/Online School Enrollment



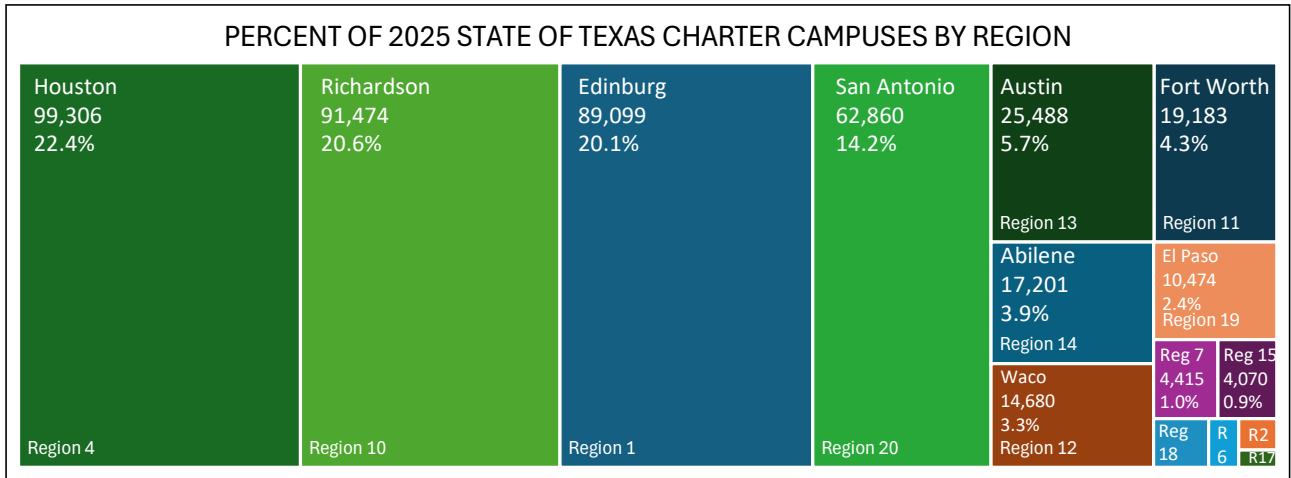
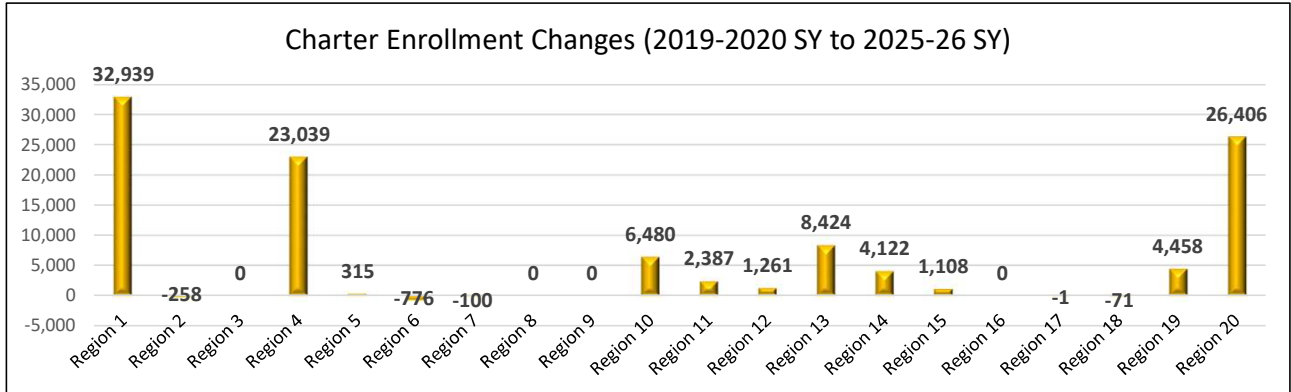
Enrollment has increased by over 56,000 students since the 2019-20 school year. An increase of over 345%.

Regional Open Enrollment Charter Number Changes

Student Mobility Report



Region	2019-2020	2025-2026	Change
Region 1 (Edinburg)	56,160	89,099	32,939
Region 2 (Corpus Christi)	1,295	1,037	-258
Region 3 (Victoria)	0	0	0
Region 4 (Houston)	76,267	99,306	23,039
Region 5 (Beaumont)	2,865	3,180	315
Region 6 (Huntsville)	2,048	1,272	-776
Region 7 (Kilgore)	4,515	4,415	-100
Region 8 (Mt. Pleasant)	0	0	0
Region 9 (Wichita Falls)	0	0	0
Region 10 (Richardson)	84,994	91,474	6,480
Region 11 (Fort Worth)	16,796	19,183	2,387
Region 12 (Waco)	13,419	14,680	1,261
Region 13 (Austin)	17,064	25,488	8,424
Region 14 (Abilene)	13,079	17,201	4,122
Region 15 (San Angelo)	2,962	4,070	1,108
Region 16 (Amarillo)	0	0	0
Region 17 (Lubbock)	575	574	-1
Region 18 (Midland)	2,391	2,320	-71
Region 19 (El Paso)	6,016	10,474	4,458
Region 20 (San Antonio)	36,454	62,860	26,406
Totals	336,900	446,633	109,733



Regional Enrollment Changes

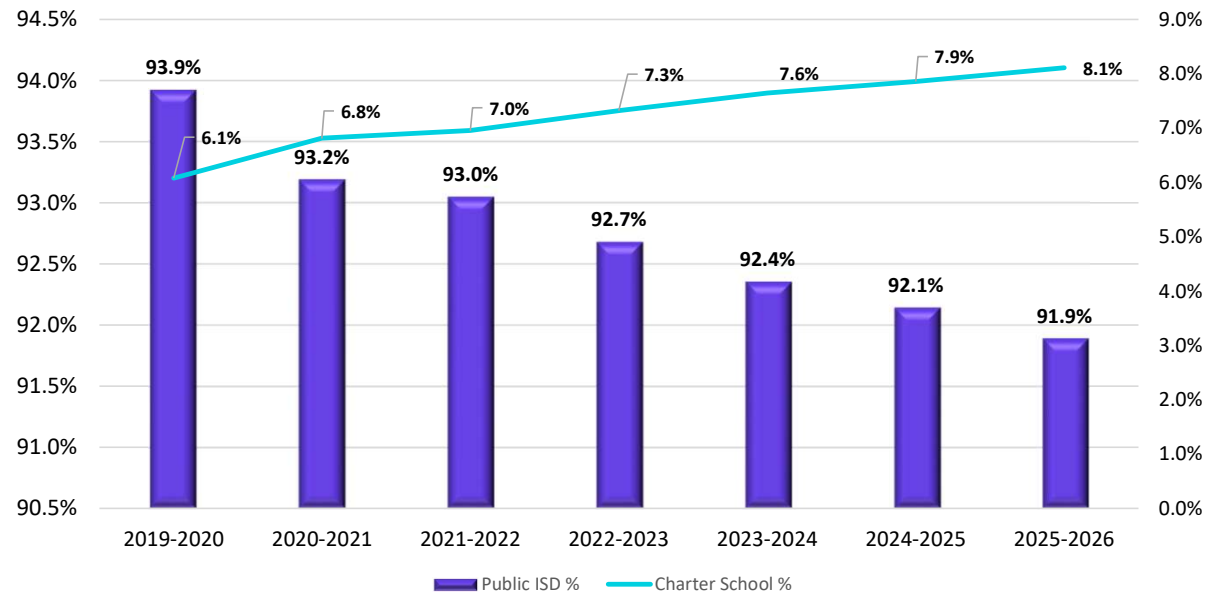
Student Mobility Report



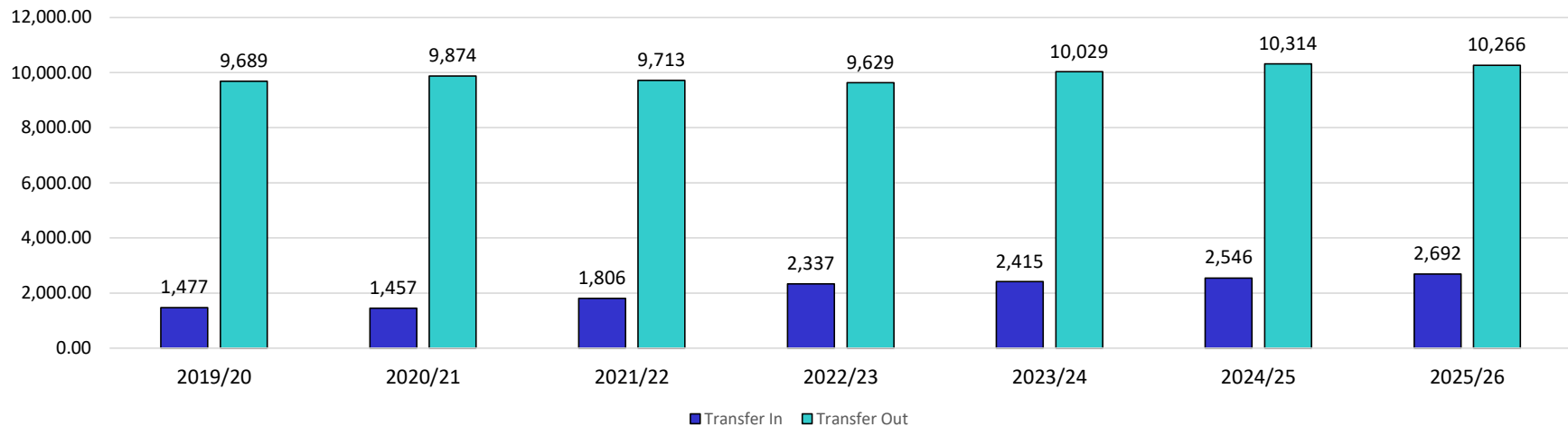
% Breakdown of Statewide Enrollment, Public ISD and Public Charter Enrollment

School Year	Public ISD %	Charter School %
2019-2020	93.9%	6.1%
2020-2021	93.2%	6.8%
2021-2022	93.0%	7.0%
2022-2023	92.7%	7.3%
2023-2024	92.4%	7.6%
2024-2025	92.1%	7.9%
2025-2026	91.9%	8.1%

Enrollment Data (2019-20 to 2025-2026)



Arlington ISD Student Transfer #s (2019-2020 through 2025-2026)



The numbers above that reference “Transferring In” represent the number of students that are enrolled in Arlington ISD but reside outside of the District boundaries.

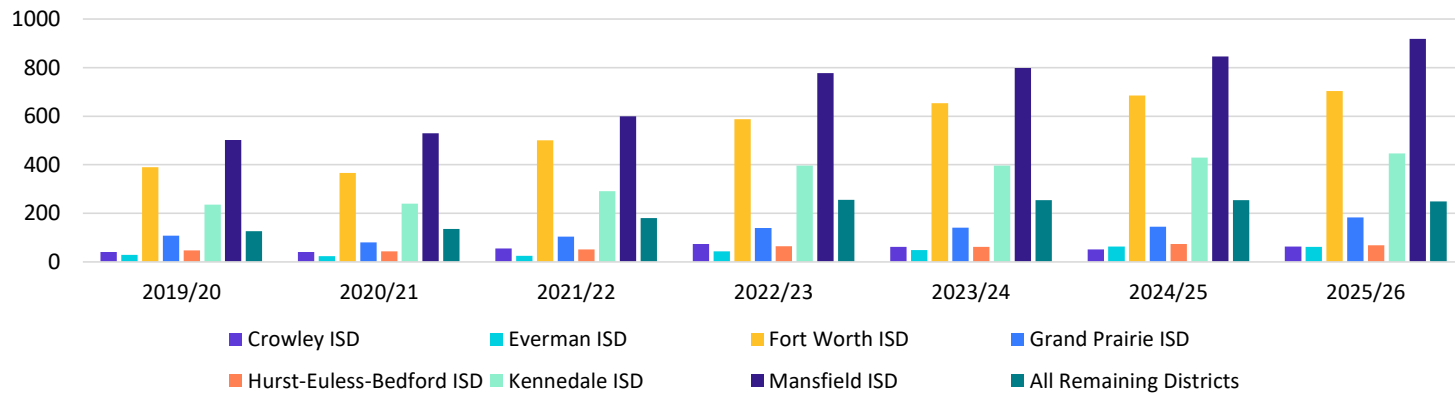
The numbers associated with “Transferring” Out refer to the number of students that reside within the District but attend another neighboring School District or Educational Entity.

District Enrollment Analysis – TEA Student Transfer “In” Data

Student Mobility Report



Arlington ISD - Student Transfer In Analysis



School District	2019/20	2020/21	2021/22	2022/23	2023/24	2024/25	2025/26
Crowley ISD	40	40	55	74	62	51	63
Everman ISD	29	23	25	43	49	63	61
Fort Worth ISD	390	366	500	587	653	685	703
Grand Prairie ISD	108	80	104	140	141	144	183
Hurst-Eules-Bedford ISD	47	43	51	64	61	74	68
Kennedale ISD	235	239	291	396	396	429	446
Mansfield ISD	502	530	600	778	799	846	919
All Remaining Districts	126	136	180	255	254	254	249
Total Transfers In	1,477	1,457	1,806	2,337	2,415	2,546	2,692

District Enrollment Analysis – TEA Student Transfer “Out” Data

Student Mobility Report



Arlington ISD – Reside Students Transfer Out Assessment							
Year	Other Texas School Districts	%	Charter School Enrollment	%	Virtual School Enrollment	%	Total
2018/19	1967	21.0%	7,287	77.8%	111	1.2%	9,365
2019/20	2242	23.1%	7,306	75.4%	141	1.5%	9,689
2020/21	2274	23.0%	7,406	75.0%	194	2.0%	9,874
2021/22	2116	21.8%	7,347	75.6%	250	2.6%	9,713
2022/23	1983	20.6%	7,191	74.7%	455	4.7%	9,629
2023/24	2207	22.0%	7,316	72.9%	506	5.0%	10,029
2024/25	2116	20.5%	7,571	73.4%	627	6.1%	10,314
2025/26	2265	22.1%	7,372	71.8%	629	6.1%	10,266
8 Year Average	2146.3	21.8%	7349.5	74.5%	364.1	3.7%	9,859.9

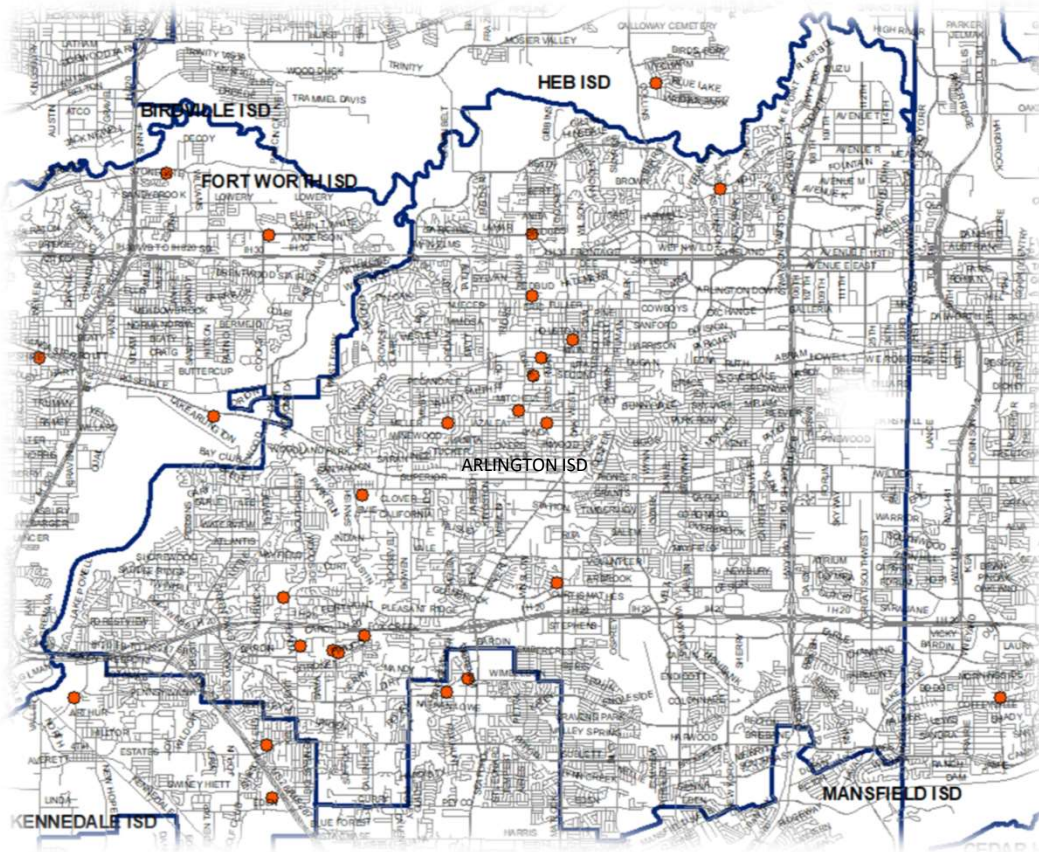
2025-2026 Student Transfer Out Assessment	
Largest Transfer Numbers to Neighboring Districts	
Grand Prairie ISD	1,795 Students
Mansfield ISD	167 Students
Kennedale ISD	76 Students
Hurst-Euless-Bedford ISD	46 Students
Irving ISD	46 Students

List of Charter Schools	
International Leadership of Texas	1,814 Students
Uplift Academy	1,440 Students
Arlington Classical Academy	876 Students
Newman International Academy of Art	757 Students
Great Hearts Texas	385 Students

List of Virtual School Programs	
Hallsville ISD	
Roscoe Collegiate ISD	
Fort Stockton ISD	
Grapevine-Colleyville ISD	
Texas Tech University K-12	

Private School Enrollment Analysis

Private School Locations



List of Private Schools in District –

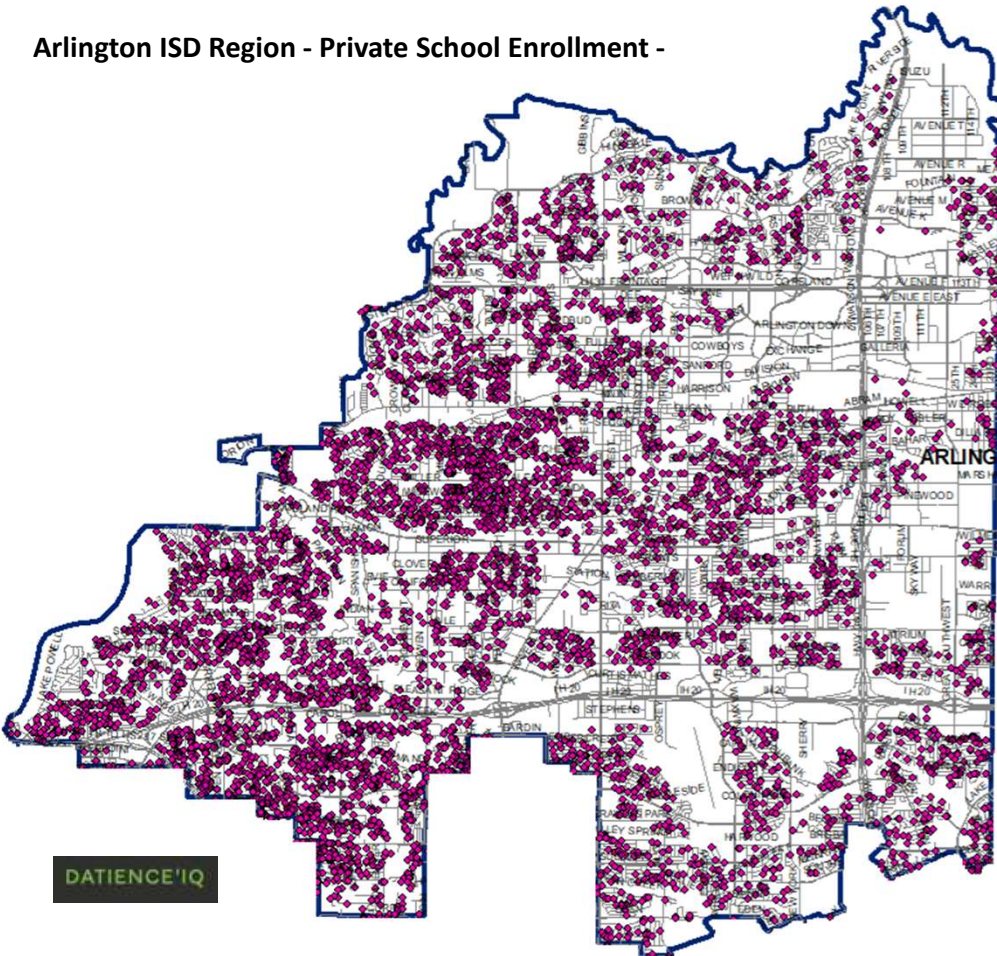
- Braveheart Academy, Inc.
- Burton Adventist Academy
- Children's University
- Country Day School of Arlington-Montessori
- Grace Preparatory Academy (NAUMS)
- Green Oaks School
- Merryhill School Arlington
- Northstar School
- Pantego Christian Academy
- Park Row Christian Academy
- Primrose School of N.E. Green Oaks
- Safwa Academy (Digital Learning)
- St. Maria Goretti Catholic School
- The Children's Courtyard #3003
- The Children's Courtyard #3004
- The Montessori Academy of Arlington

Private School Enrollment Analysis

Private School Enrollment Numbers



Arlington ISD Region - Private School Enrollment -



Private School Enrollment Information –

Identified approximately 7,000 Children residing within the District that attend a Private School within the greater Dallas Fort Worth Metroplex. The study identified 196 Private Institutions and/or Programs across the Metroplex that have Arlington ISD residing children enrolled/participating in its programming.

Largest Private School Enrollments of Private Schools within the District –

- Pantego Christian Academy – 620 Students
- The Montessori Academy of Arlington – 359 Students
- St. Maria Goretti Catholic School –
- Grace Preparatory Academy – 335 Students
- Burton Adventist Academy – 328 Students
- Park Row Christian Academy – 268 Students
- Children’s University – 186 Students
- Merryhill School – 143 Students
- Northstar School – 71 Students

Largest Private School Enrollments of Private Schools outside of the District’s Boundaries –

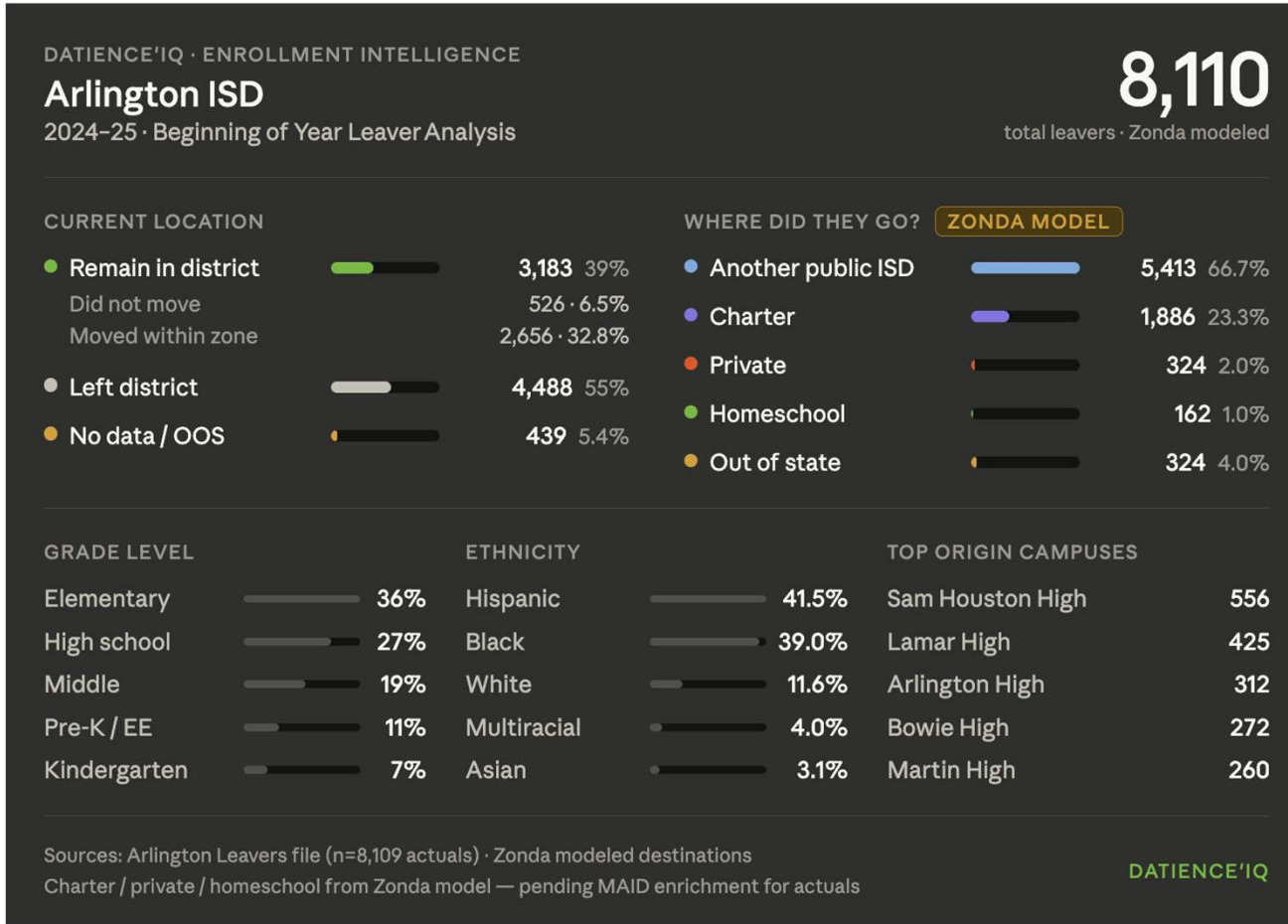
- The Oakridge School (Fort Worth) – 619 Students
- St. Paul’s Preparatory Academy (Kennedale)– 308 Students
- Starpoint School (Fort Worth) – 178 Students
- Country Day (Fort Worth) - 106 Students
- Fellowship Academy (Kennedale) – 75 Students

There are over 1,000 students that are enrolled in Private School digital online instructional programs. PCAPlus, Safwa Academy, and the Fusion Academy are several of the programs that have children residing in the District participating in online programming.



Student Mobility Report

District Enrollment Analysis – Leaver Analysis



Student Mobility Report

District Enrollment Analysis – Student Leaver Data



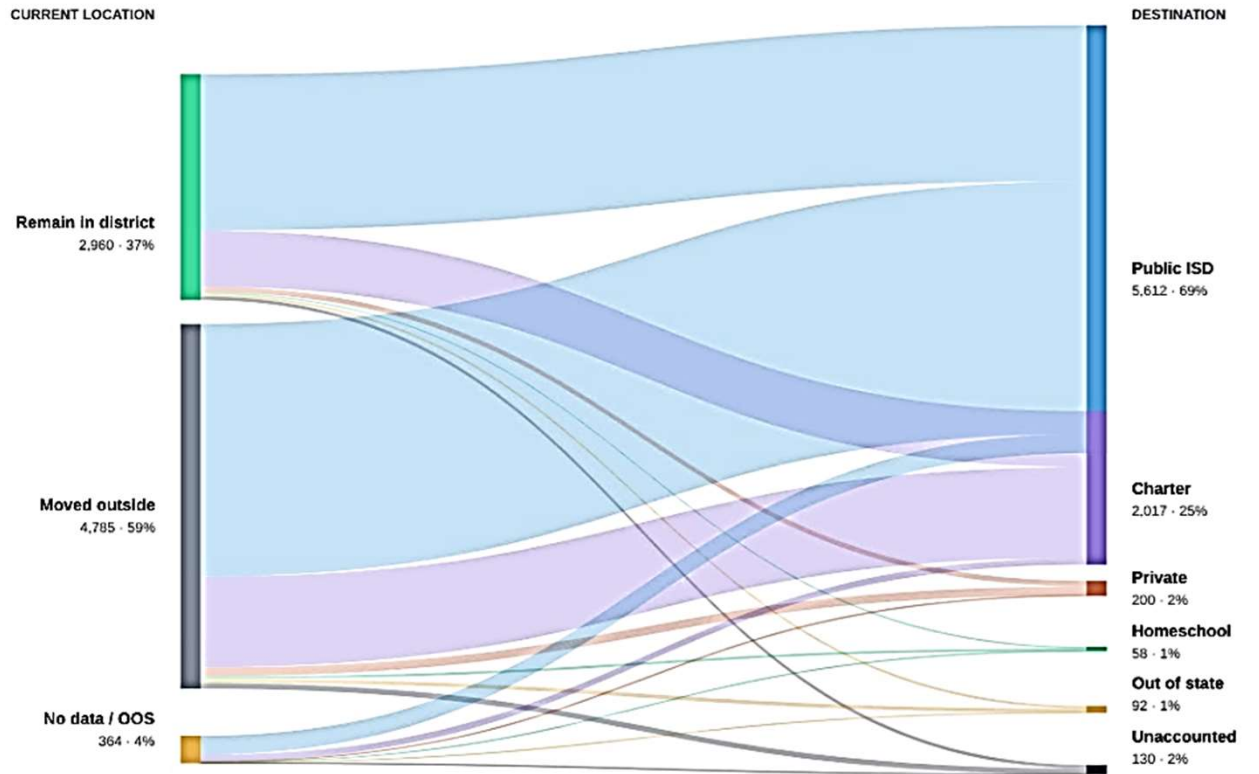
DATIENICE IQ

District Leaver Information –

TOP CAMPUSES	
SAM HOUSTON HIGH	556
LAMAR HIGH	425
ARLINGTON HIGH	312
BOWIE HIGH	272
MARTIN HIGH	260

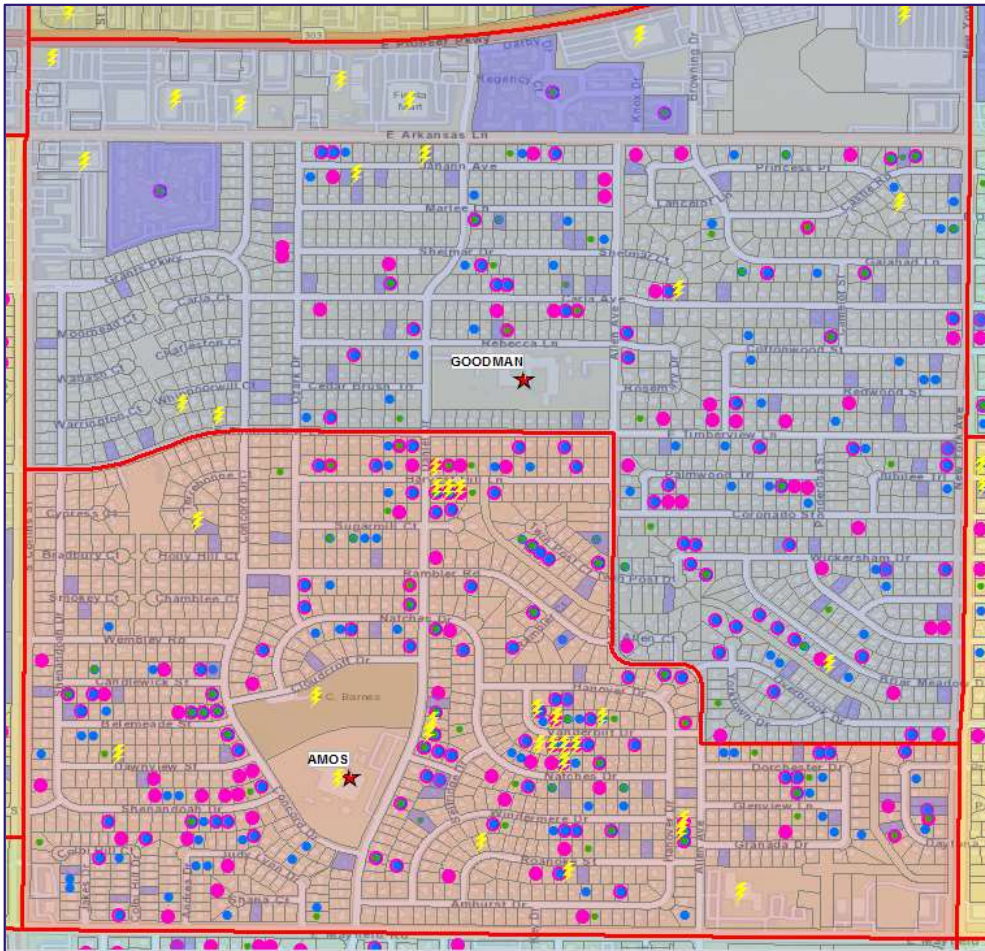
PROGRAMS	
Economically Disadvantaged	3,692
Bilingual	325
Special Education	0
ESL	1,234
LEP	1,637

The graph below identifies students that were enrolled in Arlington ISD last year and are no longer enrolled in the District this current 2025-26 school year. It is intended to provide insight as to if the students still reside within the District and decided on another school system this year or if they potentially moved outside the District and are attending and what type of instructional programming they selected for this current school year.



Student Mobility Report

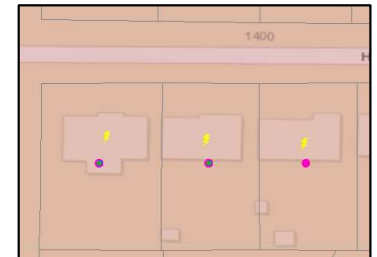
District Enrollment Analysis – Mapping the results



- - Students attending private school
- - Students attending Daycare
- - Students attending charters
- - 24/25 All Leaver Student Parcels
- ⚡ - 24/25 Student no longer attending AISD but remain in-District

Goodman Elementary Totals
 48 - Students attending private school
 173 - Students attending Daycare
 119 - Students attending charters
 66 - Leavers
 42 – Leavers Remaining in-District

Amos Elementary Totals
 75 - Students attending private school
 246 - Students attending Daycare
 182 - Students attending charters
 47 - Leavers
 38 – Leavers Remaining in-District



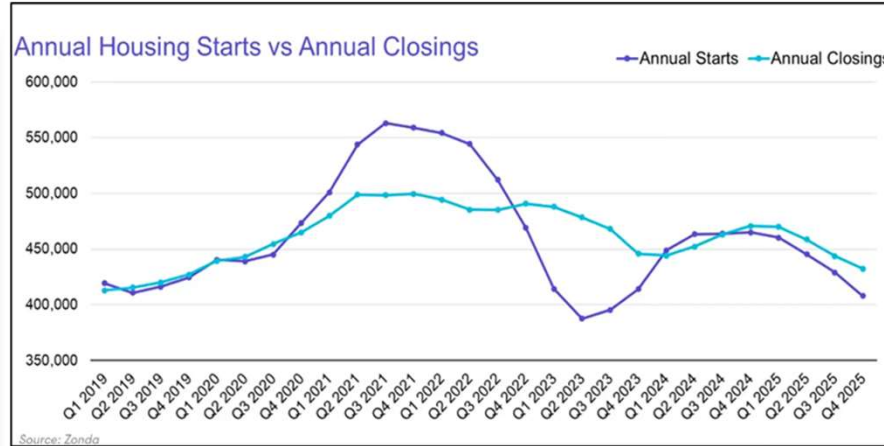
Single-Family Housing

National Market Information & Area Sales Data



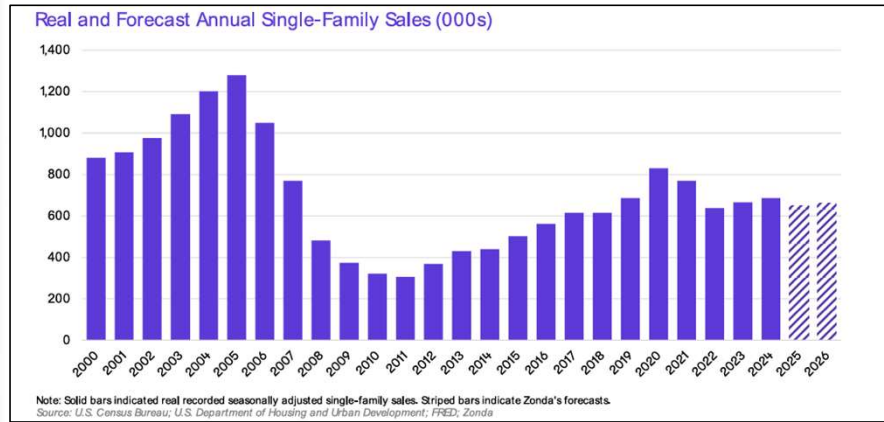
National Housing Market Conditions

Single-Family Housing



New home closings have declined in 2025 after increasing in 2024. Starts also declined after a significant upswing starting in 2023.

Among Zonda's top 50 major markets across the country, 26% were overperforming, 38% were average, and 36% were underperforming.

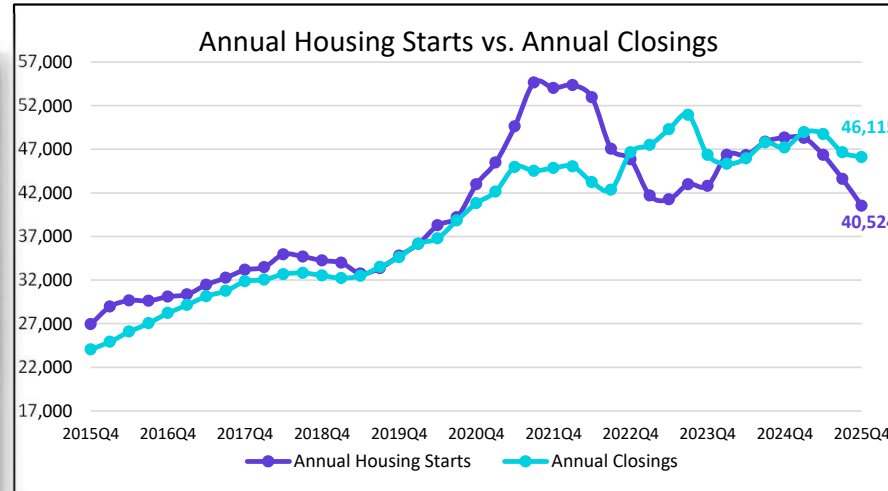


Single-family sales for new communities are averaging two homes per month. 60% of builders are offering mortgage rate buydowns, and yet 70% of builders report demand was slower than expected.

Monitoring Several Variables Impacting the Market Potential shifts in monetary policy, fiscal policy, international relations, investor sentiment, and consumer behavior are all being evaluated as to what impacts we may see in the coming months.

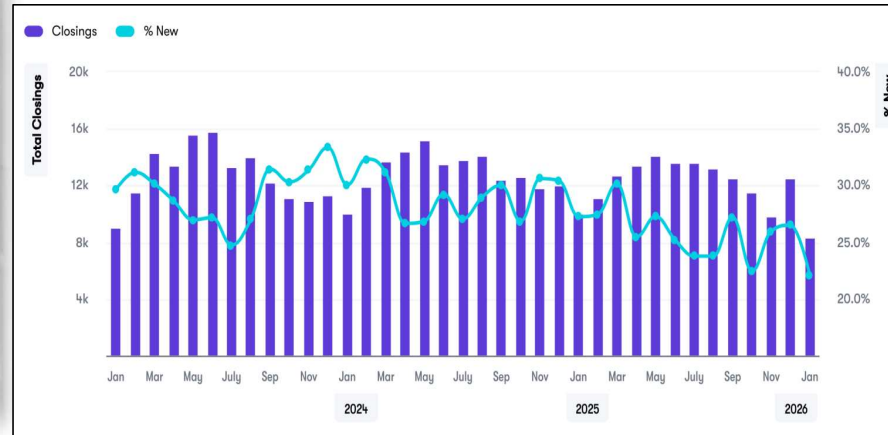
Regional Housing Market Conditions

Single-Family Housing

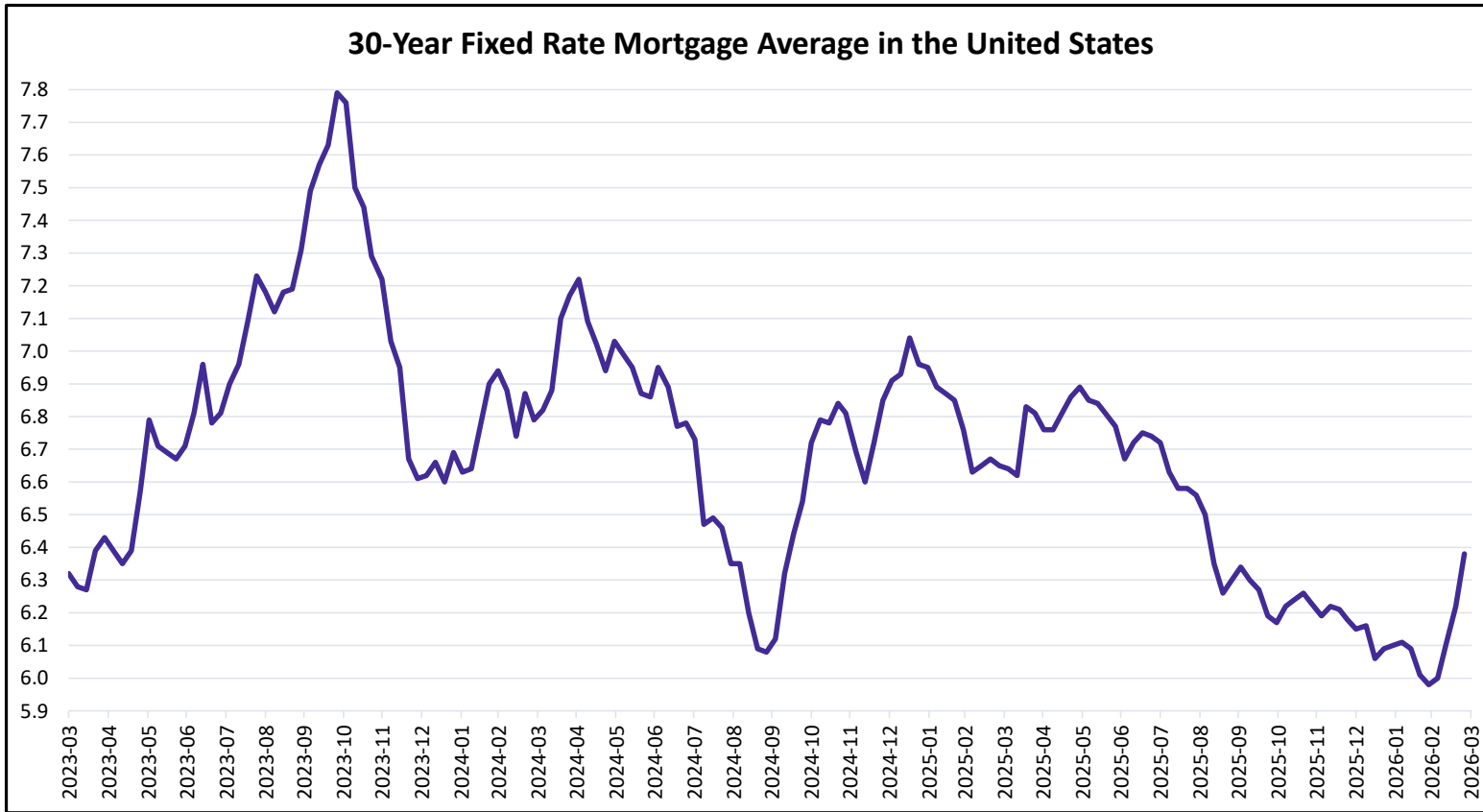


Dallas/Fort Worth MSA experienced 46,115 new home closings in the last 12 months, a decrease of -2%. The new home share trended upward in November but still lower than last year.

Among Texas' four major markets, annual closings are trending higher than annual starts, a common trait since early 2025.



Dallas/Fort Worth maintains an average monthly sales rate of 1.7 net monthly sales per community among active projects.



Source: US FRED

The Federal Reserve Board cut its benchmark federal funds rate by 25 basis points on September 17th, October 29th, and December 10th resulting in a reduction of the 30-year fixed rate mortgage average to that continued to drop to 5.98% in February, the lowest rate in more than three years.

The Fed’s move was driven by signs of a softening labor market, and weakening job growth.

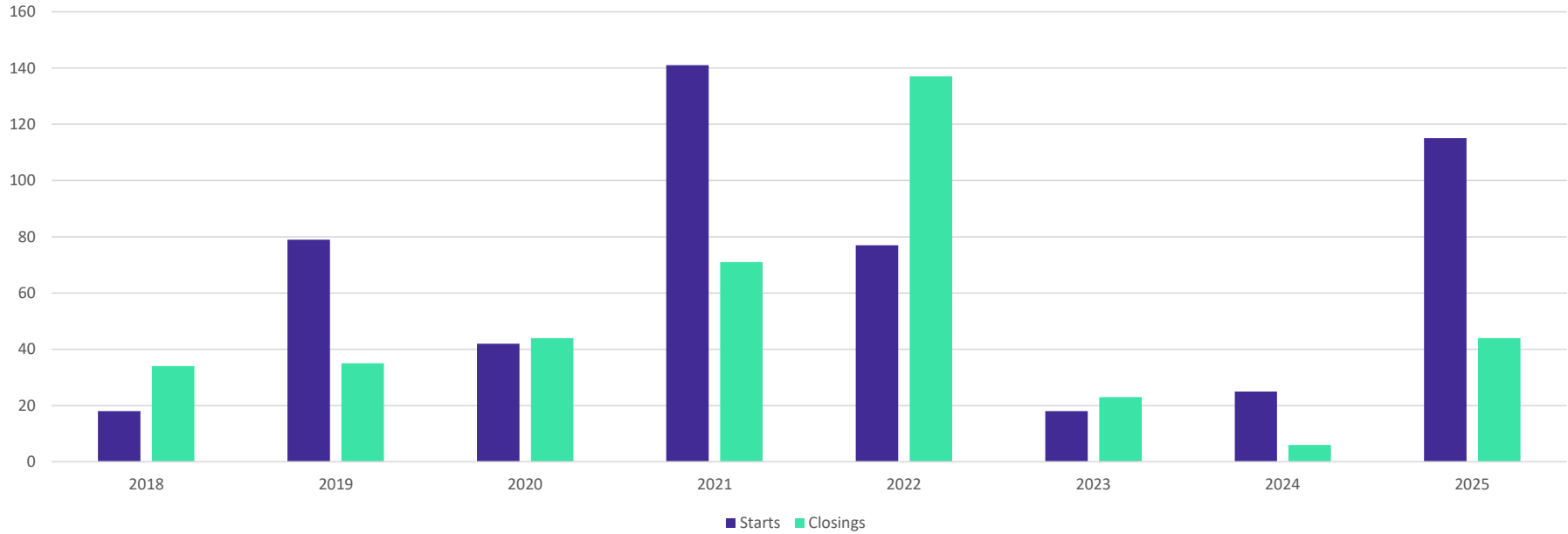
Mortgage rates have now risen sharply due to market uncertainty with the war with Iran.

Arlington ISD New Home Activity

Single-Family Housing



Annual Starts and Closings



Starts	2018	2019	2020	2021	2022	2023	2024	2025
1Q	1	16	10	38	57	12	13	39
2Q	4	43	5	15	6	1	10	55
3Q	7	12	15	57	1	3	2	60
4Q	6	8	12	31	13	2	0	37
Total	18	79	42	141	77	18	26	191

Closings	2018	2019	2020	2021	2022	2023	2024	2025
1Q	11	7	3	7	67	10	0	6
2Q	11	5	6	14	23	5	5	19
3Q	4	14	21	31	36	1	1	19
4Q	8	9	14	19	11	7	0	70
Total	34	35	44	71	137	23	6	114

Source: Zonda

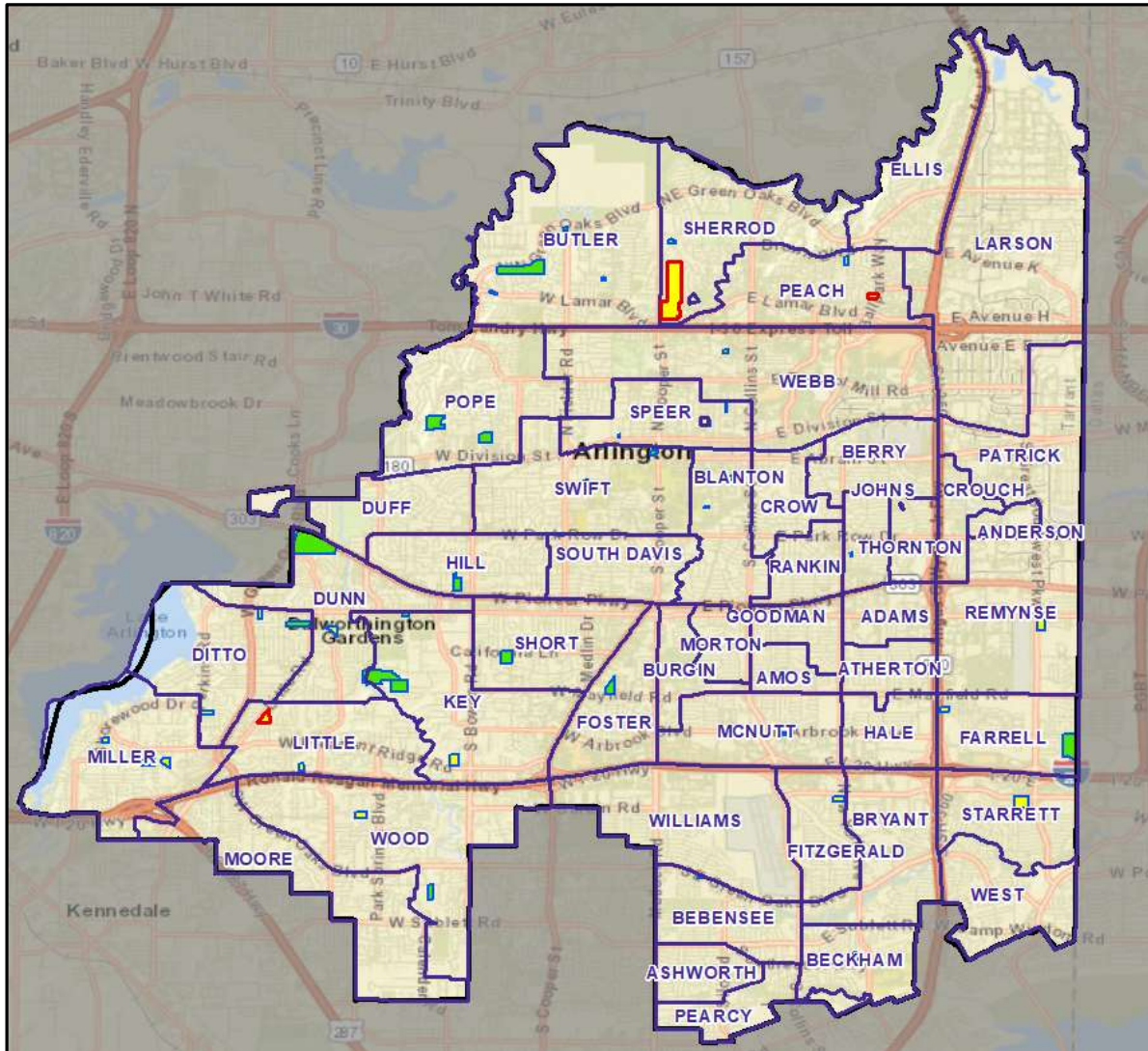
Arlington ISD New Home Activity by Elementary Zone

Single-Family Housing




Elementary Zone	Annual Starts	Quarter Starts	Annual Closings	Quarter Closings	Under Construction	Inventory	VDL	Futures
BEBENSEE	0	0	0	0	0	0	0	7
BECKHAM	0	0	0	0	0	0	0	19
BERRY	0	0	0	0	0	0	0	0
BLANTON	0	0	0	0	0	0	66	0
BURGIN	0	0	0	0	0	0	38	0
BUTLER	0	0	0	0	0	0	4	5
DITTO	0	0	0	0	0	0	0	50
DUNN	31	2	18	12	2	14	88	29
FARRELL	101	20	65	52	14	36	64	36
FITZGERALD	0	0	0	0	0	0	0	42
FOSTER	0	0	0	0	0	0	60	0
HILL	0	0	0	0	0	0	2	0
JOHNS	9	0	4	0	8	8	4	0
KEY	15	0	7	0	10	12	7	29
LITTLE	0	0	0	0	0	0	0	23
MCNUTT	0	0	0	0	6	6	26	0
MILLER	0	0	0	0	0	0	1	56
MOORE	0	0	0	0	0	0	0	0
PATRICK	0	0	0	0	0	0	0	18
PEACH	0	0	0	0	0	0	0	85
POPE	0	0	1	0	0	3	15	0
REMYNSE	0	0	0	0	0	0	0	95
SHERROD	0	0	0	0	0	0	0	226
SHORT	12	12	0	0	12	12	84	0
SOUTH DAVIS	0	0	0	0	0	0	0	10
SPEER	0	0	0	0	0	0	0	42
STARRETT	0	0	0	0	0	0	0	45
SWIFT	6	0	15	2	5	13	0	28
WEBB	0	0	0	0	0	0	0	23
WOOD	17	3	4	4	4	13	47	10
Grand Total	191	37	114	70	61	117	506	878

- Highest activity in the category
- Second-highest activity in the category
- Third-highest activity in the category



District Future Housing Overview

- The district has 20 active subdivisions with approximately 61 homes under construction and 506 lots ready to be built on
- Within AISD there are currently 27 potential future subdivisions totaling appx. 878 single family lots
- Groundwork is underway on more than 300 lots within three subdivisions



The following pages highlight major and new developments

Multifamily Housing

Regional Market and District Data



District Apartments' Student Yield

Multifamily Housing



Student Yield – The number of students enrolled in school divided by the total number of housing units being evaluated in a specific area.

The average yield within the overall District is approximately **.260**. The type of units that can be evaluated are related to age of units, size of unit, and cost of unit as it relates student yield numbers.

Total Multifamily Student Yield Analysis –

Total Number of Apartment Units included in Market Study	Number of Students Enrolled in school in the Apartment Units	Yield
58,915 Units	15,316 Students	0.260

Age of Apartment Building & Yield –

Prior to 2001	2001 - 2020	2020 - Current
0.281	0.254	0.045

District Multifamily Overview

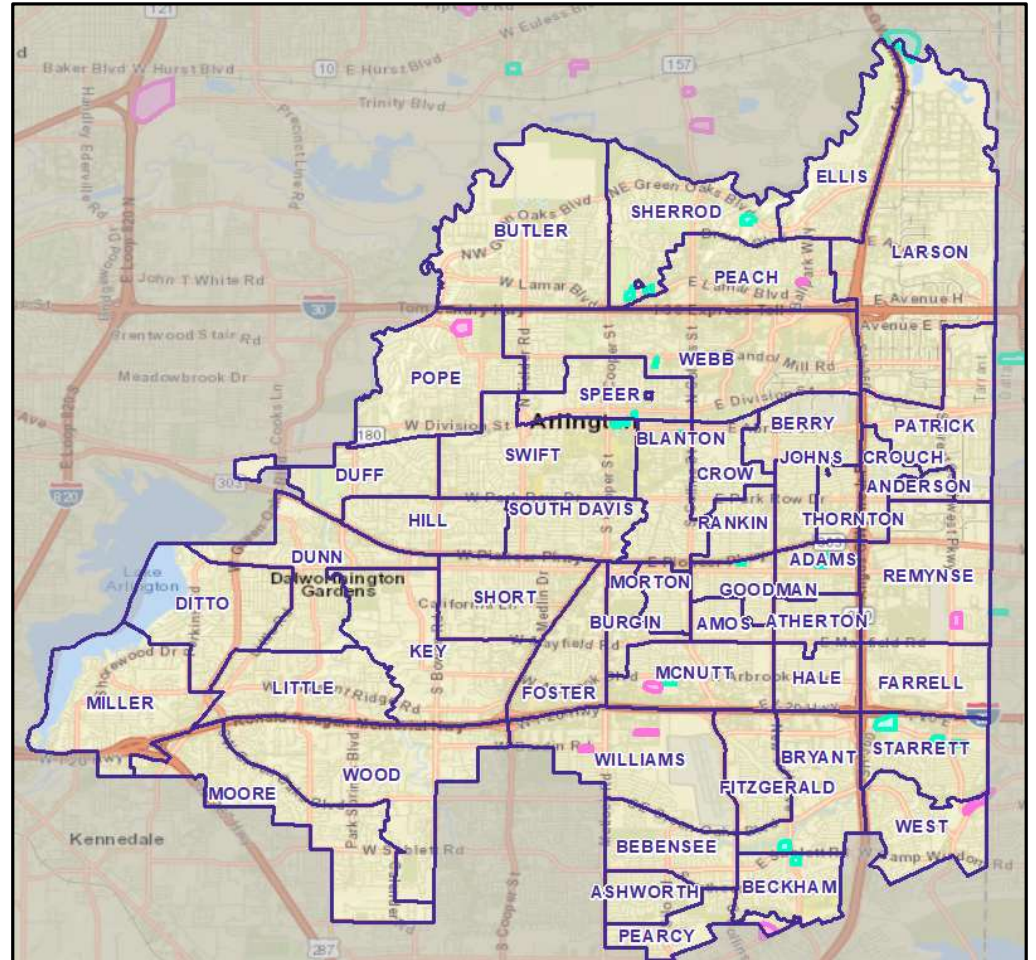
Multifamily Housing



- There are roughly 2,034 multifamily units under construction across the district, including 580 age-restricted units
- There are about 3,062 future multifamily units in various stages of planning across the district

Multi-Family Developments

- FUTURE
- UNDER CONSTRUCTION



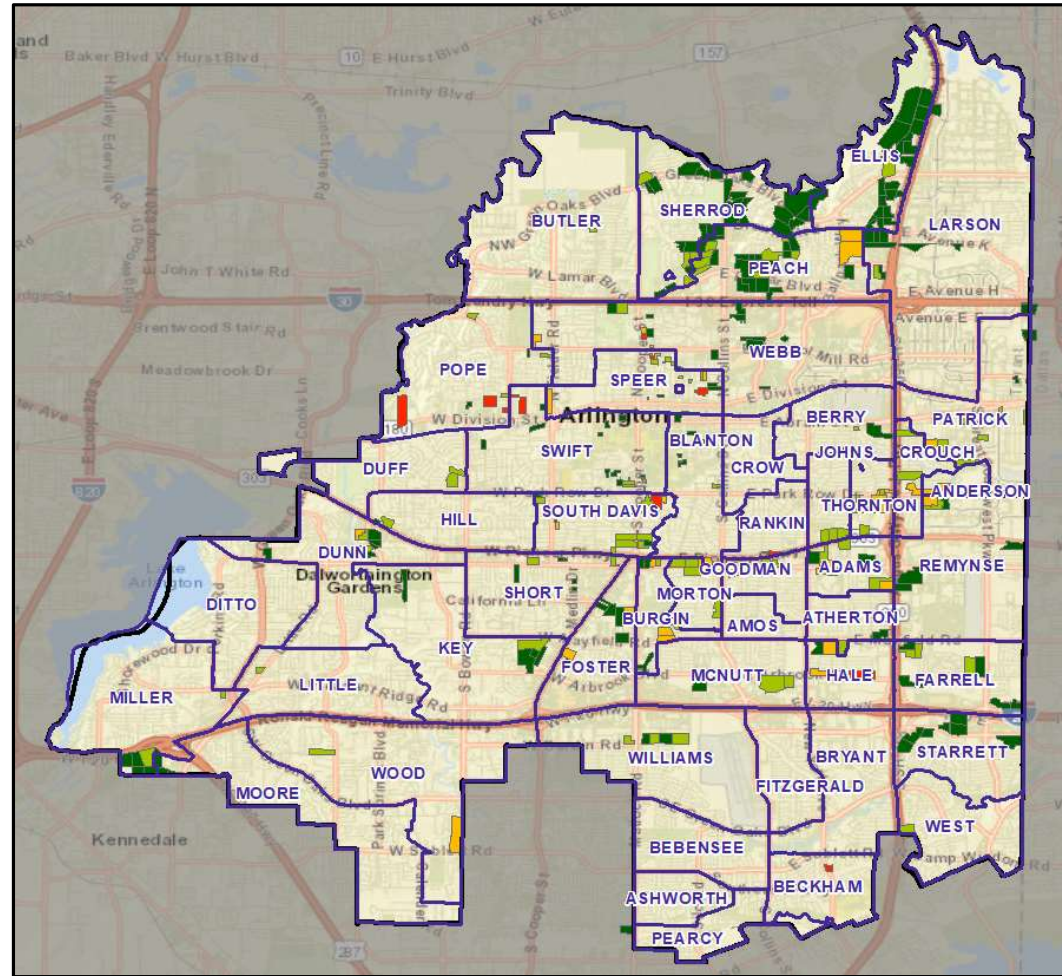
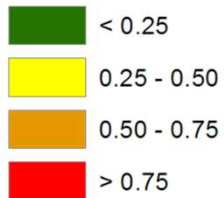
District Multifamily Yield Analysis

Multifamily Housing



- There are 15,316 students residing in 58,915 total non-age restricted multifamily units.
- The overall district multifamily yield is 0.260

Multifamily Yield



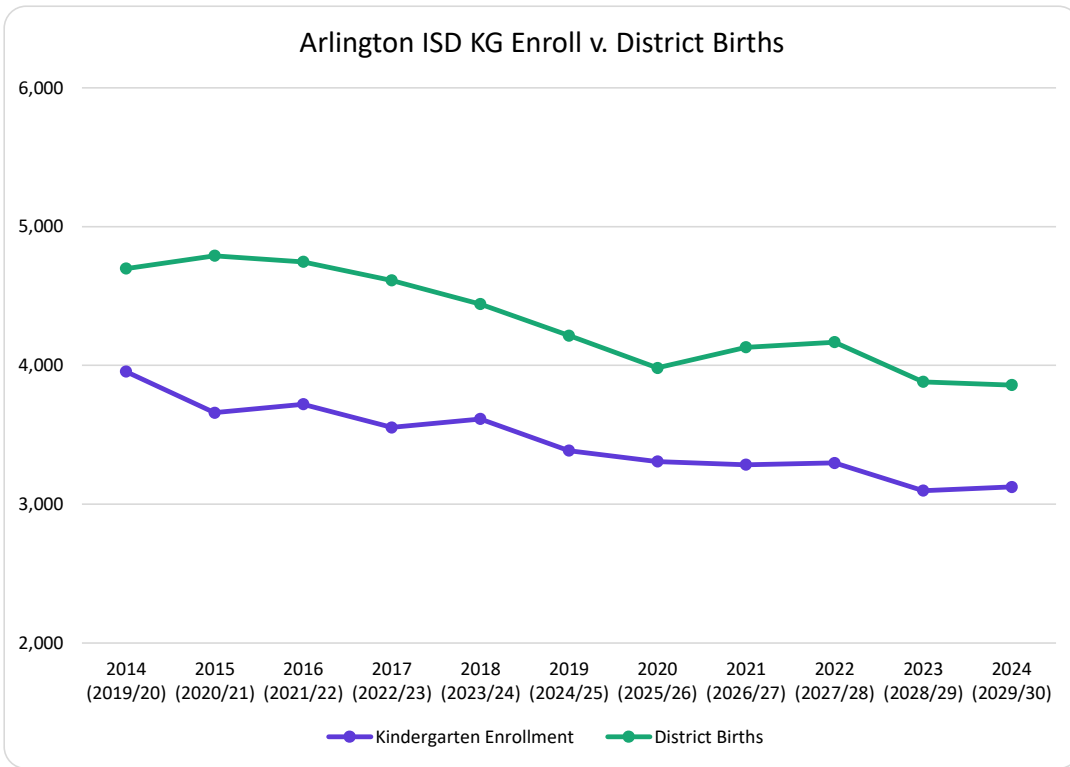
Enrollment – State & Area Trends & Data

Charter, Private School, & Birth Rate Analysis

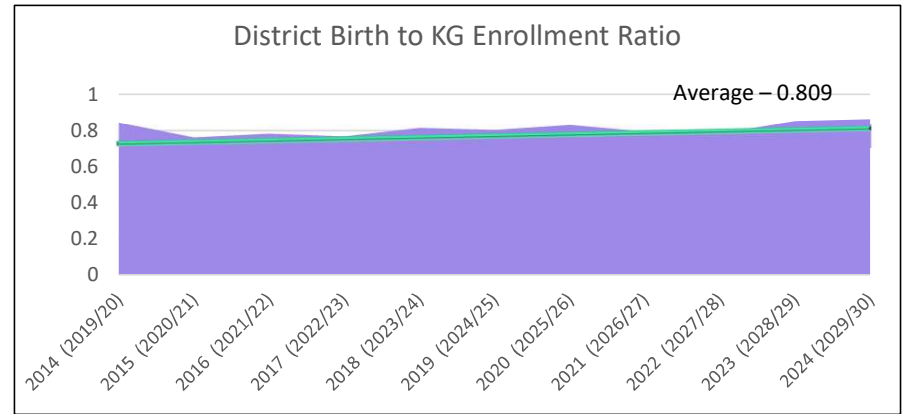


Arlington ISD – Birth Rate Analysis

Enrollment- Data & Trends



Birth Yr (School Yr)	District Births	Kindergarten Enrollment	Enrolled Ratio
2014 (2019/20)	4,698	3,956	0.842
2015 (2020/21)	4,791	3,659	0.764
2016 (2021/22)	4,746	3,720	0.784
2017 (2022/23)	4,612	3,553	0.770
2018 (2023/24)	4,442	3,614	0.814
2019 (2024/25)	4,215	3,385	0.803
2020 (2025/26)	3,982	3,307	0.830
2021 (2026/27)	4,131	3,285	0.795
2022 (2027/28)	4,168	3,297	0.791
2023 (2028/29)	3,882	3,097	0.798
2024 (2029/30)	3,859	3,124	0.810



Source: Texas Dept. of Health and Human Services

Annual Enrollment Changes



Year	EE	PK	K	1st	2nd	3rd	4th	5th	6th	7th	8th	9th	10th	11th	12th	Total	Total Growth	% Growth
2021/22	215	3,231	3,720	3,859	3,798	3,785	3,734	3,893	3,937	4,133	4,397	5,534	4,199	4,159	3,700	56,294	-563	-1.0%
2022/23	218	3,981	3,551	3,776	3,775	3,791	3,791	3,746	3,854	3,911	4,173	5,651	4,452	3,870	3,608	56,148	-146	-0.3%
2023/24	225	3,740	3,613	3,622	3,720	3,730	3,761	3,777	3,667	3,705	3,949	5,216	4,496	3,913	3,601	54,735	-1,413	-2.5%
2024/25	220	3,667	3,380	3,602	3,618	3,670	3,647	3,723	3,672	3,518	3,731	4,720	4,304	4,040	3,813	53,325	-1,410	-2.6%
2025/26	218	3,376	3,307	3,341	3,483	3,446	3,616	3,602	3,614	3,482	3,494	4,522	4,041	3,869	3,868	51,279	-2,046	-3.8%

GRADE LEVEL COHORT HISTORY

Year	EE	PK	K	1st	2nd	3rd	4th	5th	6th	7th	8th	9th	10th	11th	12th	Elem.	JH	HS	ALL
3-Yr Avg.	1.000	0.947	0.977	1.002	0.984	0.976	0.985	0.991	0.974	0.956	1.003	1.219	0.826	0.892	0.954	0.984	0.980	0.973	0.980
2022/23	1.014	1.232	0.955	1.015	0.978	0.998	1.002	1.003	0.990	0.993	1.010	1.285	0.804	0.922	0.868	0.992	1.002	0.970	0.986
2023/24	1.032	0.939	1.017	1.020	0.985	0.988	0.992	0.996	0.979	0.961	1.010	1.250	0.796	0.879	0.930	0.997	0.986	0.964	0.985
2024/25	0.978	0.980	0.936	0.997	0.999	0.987	0.978	0.990	0.972	0.959	1.007	1.195	0.825	0.899	0.974	0.980	0.983	0.973	0.978
2025/26	0.991	0.921	0.978	0.988	0.967	0.952	0.985	0.988	0.971	0.948	0.993	1.212	0.856	0.899	0.957	0.976	0.971	0.981	0.977

- Elementary enrollment declined by almost 3% this year, with the steepest drop at 2nd and 3rd grades

Enrollment Forecast

10 Year Forecast & Campus Projections

Ten Year Forecast by Grade Level

Enrollment Forecast



Year	EE	PK	K	1st	2nd	3rd	4th	5th	6th	7th	8th	9th	10th	11th	12th	Total	Total Growth	% Growth
2021/22	215	3,231	3,720	3,859	3,798	3,785	3,734	3,893	3,937	4,133	4,397	5,534	4,199	4,159	3,700	56,294	-563	-1.0%
2022/23	218	3,981	3,551	3,776	3,775	3,791	3,791	3,746	3,854	3,911	4,173	5,651	4,452	3,870	3,608	56,148	-146	-0.3%
2023/24	225	3,740	3,613	3,622	3,720	3,730	3,761	3,777	3,667	3,705	3,949	5,216	4,496	3,913	3,601	54,735	-1,413	-2.5%
2024/25	220	3,667	3,380	3,602	3,618	3,670	3,647	3,723	3,672	3,518	3,731	4,720	4,304	4,040	3,813	53,325	-1,410	-2.6%
2025/26	218	3,376	3,307	3,341	3,483	3,446	3,616	3,602	3,614	3,482	3,494	4,522	4,041	3,869	3,868	51,279	-2,046	-3.8%
2026/27	218	3,392	3,285	3,302	3,301	3,437	3,361	3,556	3,516	3,459	3,469	4,319	3,808	3,660	3,656	49,738	-1,541	-3.0%
2027/28	218	3,443	3,297	3,288	3,262	3,275	3,386	3,332	3,479	3,367	3,465	4,132	3,653	3,470	3,477	48,544	-1,194	-2.4%
2028/29	218	3,219	3,097	3,306	3,255	3,229	3,229	3,351	3,240	3,361	3,365	4,276	3,509	3,320	3,296	47,271	-1,273	-2.6%
2029/30	218	3,257	3,124	3,099	3,272	3,226	3,180	3,205	3,271	3,208	3,359	4,153	3,618	3,190	3,142	46,522	-749	-1.6%
2030/31	218	3,247	3,110	3,126	3,072	3,243	3,183	3,158	3,110	3,116	3,213	4,145	3,516	3,293	3,027	45,777	-745	-1.6%
2031/32	218	3,238	3,105	3,109	3,098	3,050	3,199	3,155	3,087	3,045	3,120	3,968	3,520	3,198	3,122	45,233	-545	-1.2%
2032/33	218	3,229	3,102	3,101	3,082	3,074	3,005	3,175	3,076	2,972	3,057	3,854	3,353	3,204	3,031	44,533	-699	-1.5%
2033/34	218	3,235	3,109	3,104	3,074	3,057	3,032	2,981	3,082	2,970	2,982	3,787	3,265	3,050	3,039	43,985	-548	-1.2%
2034/35	218	3,238	3,111	3,110	3,077	3,049	3,012	3,007	2,902	2,986	2,981	3,702	3,222	2,973	2,890	43,478	-507	-1.2%
2035/36	218	3,242	3,117	3,109	3,082	3,051	3,008	2,990	2,920	2,800	3,300	3,705	3,143	2,941	2,816	43,443	-36	-0.1%

Yellow box = largest grade per year
Green box = second largest grade per year

Ten Year Forecast by Campus Level

Enrollment Forecast

Campus Name	Design Capacity	Functional Capacity	Fall 2025/26	ENROLLMENT PROJECTIONS									
				2026/27	2027/28	2028/29	2029/30	2030/31	2031/32	2032/33	2033/34	2034/35	2035/36
Kooken EE-PK Center	264	211	268	271	261	253	255	252	253	252	253	253	253
Jones Academy	734	587	437	444	434	417	416	403	403	402	402	401	401
Adams Elementary	1,004	803	676	656	653	628	586	575	564	564	563	558	558
Amos Elementary	662	530	315	325	331	332	335	340	358	361	361	359	360
Anderson Elementary	816	653	455	469	463	447	456	447	445	445	446	450	455
Ashworth Elementary	860	688	480	457	454	439	448	448	445	445	450	456	464
Atherton Elementary	970	776	469	436	412	393	382	370	362	355	347	344	343
Bebensee Elementary	1,090	872	665	653	653	625	603	576	574	567	560	554	557
Beckham Elementary	822	658	357	325	311	281	279	256	257	256	255	252	251
Berry Elementary	918	734	710	734	716	706	713	713	704	696	696	701	711
Blanton Elementary	930	744	439	448	444	443	446	446	448	444	439	434	429
Bryant Elementary	828	662	445	427	428	414	420	413	424	421	416	411	408
Burgin Elementary	810	648	560	559	554	542	545	543	545	531	522	510	502
Butler Elementary	722	578	579	557	533	504	493	470	457	446	434	420	413
Corey Elementary	634	507	498	495	497	485	482	472	466	462	455	456	453
Crouch Elementary	848	678	475	470	473	449	433	433	434	432	429	424	424
Crow Elementary	622	498	456	450	449	436	434	432	440	432	418	407	393
Ditto Elementary	882	706	707	696	690	649	663	663	655	650	639	632	627
Duff Elementary	794	635	640	622	620	601	590	581	561	547	528	504	487
Dunn Elementary	804	643	481	461	450	430	410	393	365	360	356	346	348
Ellis Elementary	966	773	701	699	725	723	727	720	727	718	729	729	730
Farrell Elementary	860	688	587	586	578	578	582	562	548	541	534	521	511
Fitzgerald Elementary	882	706	436	423	427	424	413	407	389	388	388	381	380
Foster Elementary	810	648	500	501	506	492	472	466	458	450	446	436	426
Goodman Elementary	766	613	453	430	423	392	376	353	347	352	353	354	359
Hale Elementary	870	696	280	277	267	252	249	244	245	243	241	240	248

Ten Year Forecast by Campus Level

Enrollment Forecast



Campus Name	Design Capacity	Functional Capacity	Fall 2025/26	ENROLLMENT PROJECTIONS									
				2026/27	2027/28	2028/29	2029/30	2030/31	2031/32	2032/33	2033/34	2034/35	2035/36
Hill Elementary	750	600	550	512	512	484	479	457	458	459	464	458	457
Johns Elementary	904	723	502	494	482	470	469	464	454	449	438	426	420
Key Elementary	584	467	359	365	370	354	359	349	328	316	310	305	314
Larson Elementary	810	648	376	373	363	364	364	373	373	380	384	387	391
Little Elementary	810	648	705	688	681	668	654	656	625	623	622	618	620
McNutt Elementary	884	707	582	582	577	559	560	551	543	537	531	526	527
Miller Elementary	1,102	882	524	497	485	473	474	474	474	466	457	448	437
Moore Elementary	1,074	859	854	825	814	801	796	818	849	841	831	822	819
Morton Elementary	942	754	437	444	456	446	445	434	436	429	420	409	404
Patrick Elementary	1,088	870	461	439	439	425	418	408	412	411	413	410	412
Peach Elementary	1,016	813	819	780	760	704	680	648	638	633	629	626	622
Pearcy Elementary	810	648	515	504	471	463	462	453	425	427	436	448	471
Pope Elementary	716	573	453	446	441	434	447	445	454	458	462	466	472
Rankin Elementary	992	794	533	522	510	494	480	478	469	468	464	460	462
Remyse Elementary	810	648	399	401	410	399	387	370	353	351	346	345	348
Sherrod Elementary	1,022	818	471	452	430	401	397	397	405	403	404	403	401
Short Elementary	810	648	358	313	302	277	261	257	244	251	256	261	267
South Davis Elementary	892	714	631	626	604	622	618	634	631	628	627	629	633
Speer Elementary	1,090	872	638	616	608	585	582	571	577	580	583	591	600
Starrett Elementary	998	798	456	439	431	412	390	396	385	376	373	367	362
Swift Elementary	766	613	471	435	425	420	430	431	430	435	431	428	429
Thornton Elementary	906	725	749	720	686	656	607	569	549	539	540	543	559
Webb Elementary	874	699	598	600	583	568	565	565	543	533	526	521	516
West Elementary	810	648	570	567	547	507	500	468	471	478	484	482	485
Williams Elementary	1,200	960	582	579	568	571	582	596	608	601	578	562	539
Wimbish World Language Academy	1,012	810	442	450	465	453	452	467	476	481	499	513	533
Wood Elementary	1,020	816	733	711	705	666	672	657	654	639	623	631	650
ELEMENTARY SCHOOL TOTALS	45,860	36,690	27,837	27,249	26,874	26,013	25,737	25,361	25,137	24,953	24,790	24,619	24,638
Elementary Absolute Change			-1,221	-588	-375	-861	-276	-376	-224	-184	-163	-171	19
Elementary Percent Change			-4.20%	-2.11%	-1.37%	-3.20%	-1.06%	-1.46%	-0.88%	-0.73%	-0.65%	-0.69%	0.08%

Ten Year Forecast by Campus Level

Enrollment Forecast



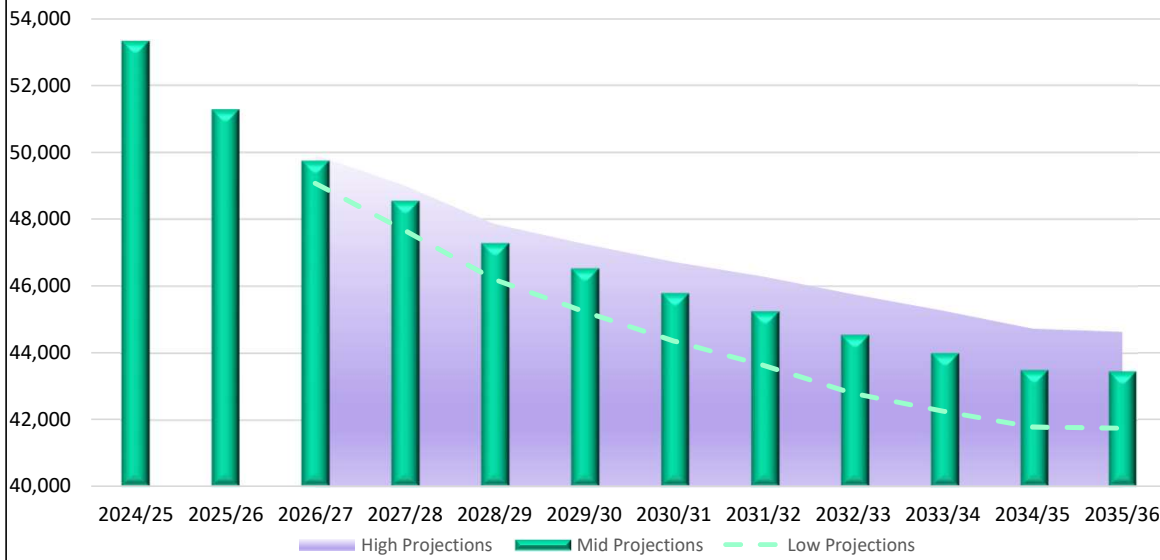
Campus Name	Design Capacity	Functional Capacity	Fall 2025/26	ENROLLMENT PROJECTIONS									
				2026/27	2027/28	2028/29	2029/30	2030/31	2031/32	2032/33	2033/34	2034/35	2035/36
Bailey Junior High	1,326	1,061	710	741	738	707	697	660	659	674	656	675	655
Barnett Junior High	1,140	912	538	493	509	501	488	493	472	446	443	441	423
Boles Junior High	1,044	835	492	483	498	497	495	465	416	412	455	455	432
Carter Junior High	1,242	994	833	865	847	822	809	813	745	729	748	746	724
Gunn Junior High	1,590	1,272	844	808	759	828	832	763	795	791	725	716	1,006
Nichols Junior High	1,140	912	545	527	532	535	517	487	473	454	445	446	446
Ousley Junior High	1,176	941	781	793	766	735	677	682	702	663	639	636	618
Shackelford Junior High	834	667	500	476	488	480	440	425	413	388	387	388	378
Workman Junior High	1,782	1,426	1,114	1,068	1,025	988	994	979	913	876	887	896	860
Young Junior High	870	696	684	693	675	664	633	568	599	605	569	573	557
JUNIOR HIGH SCHOOL TOTALS	12,144	9,716	7,041	6,947	6,837	6,757	6,582	6,335	6,187	6,038	5,954	5,972	6,099
Junior High Absolute Change			-168	-94	-110	-80	-175	-247	-148	-149	-84	18	127
Junior High Percent Change			-2.33%	-1.34%	-1.58%	-1.17%	-2.59%	-3.75%	-2.34%	-2.41%	-1.39%	0.30%	2.13%
Arlington Collegiate Hs	N/A		380	392	387	391	390	391	391	391	391	391	391
Arlington College And Career Hs	N/A		343	342	344	344	344	344	345	345	345	345	345
Arlington High School	3,954	3,163	2,691	2,601	2,616	2,592	2,515	2,548	2,536	2,450	2,463	2,404	2,352
Bowie High School	3,444	2,755	2,075	1,934	1,721	1,717	1,675	1,616	1,618	1,601	1,566	1,524	1,487
Lamar High School	3,294	2,635	2,352	2,203	2,030	1,969	1,925	1,896	1,851	1,802	1,725	1,645	1,614
Martin High School	3,780	3,024	3,342	3,116	2,931	2,868	2,793	2,792	2,757	2,624	2,564	2,460	2,452
Sam Houston High School	4,368	3,494	2,939	2,772	2,705	2,558	2,569	2,508	2,490	2,437	2,320	2,284	2,234
Seguin High School	2,352	1,882	1,624	1,528	1,444	1,408	1,338	1,331	1,266	1,238	1,213	1,180	1,176
HIGH SCHOOL TOTALS	21,192	16,953	15,746	14,888	14,178	13,847	13,549	13,427	13,254	12,888	12,587	12,233	12,051
High School Absolute Change			-469	-858	-710	-331	-298	-122	-173	-366	-301	-354	-182
High School Percent Change			-2.89%	-5.45%	-4.77%	-2.33%	-2.15%	-0.90%	-1.29%	-2.76%	-2.34%	-2.81%	-1.49%
Tarrant Co J J A E P	N/A		6	6	6	6	6	6	6	6	6	6	6
Turning Point Alter (All)	244	195	81	81	81	81	81	81	81	81	81	81	81
Venture Alter H S	876	701	568	568	568	568	568	568	568	568	568	568	568
ALTERNATIVE SCHOOL TOTALS	1,120	896	655	655	655	655	655	655	655	655	655	655	655
DISTRICT TOTALS	80,316	64,255	51,279	49,738	48,544	47,271	46,522	45,777	45,233	44,533	43,985	43,479	43,443
District Absolute Change			-2,046	-1,541	-1,194	-1,272	-749	-745	-545	-699	-548	-507	-36
District Percent Change			-3.84%	-3.00%	-2.40%	-2.62%	-1.58%	-1.60%	-1.19%	-1.55%	-1.23%	-1.15%	-0.08%

Ten Year Forecast Range

Enrollment Forecast



Arlington ISD Enrollment Range Forecast



School Year	Low Projections	Mid Projections	High Projections
2024/25		53,325	
2025/26		51,279	
2026/27	49,075	49,738	49,928
2027/28	47,659	48,544	48,998
2028/29	46,189	47,271	47,859
2029/30	45,231	46,522	47,271
2030/31	44,353	45,777	46,727
2031/32	43,618	45,233	46,291
2032/33	42,776	44,533	45,762
2033/34	42,247	43,985	45,274
2034/35	41,769	43,478	44,738
2035/36	41,734	43,442	44,640

Low Range Projections

- Slow down in Housing Starts & Closings
- Increases in Homeschooling & Private School Enrollment
- Lower Kindergarten & Early Elementary Grade Enrollment
- School of Choice options lower overall housing yields

Mid-Range Projections

- Economic Conditions remain stable
- Continued population growth & Housing Activity
- Minimal Impact from trends in Homeschooling & Private School Enrollment
- Maintaining current housing yields

High Range Projections

- Future Interest Rate Cuts & Favorable Mortgage Rates
- Surge in Housing Starts & Closings
- Programs and Marketing Efforts increase Enrollment



Key Takeaways

District Information -



Arlington ISD enrollment declined this year by **2,046 students**. With expansion of school choice, virtual, charters and home schooling, likely having the biggest impact.

Housing Market Conditions -



AIISD has had a significant increase in new home starts and closes relative to the prior year, as several projects have begun delivering homes.

Housing Activity & Future Developments -



The district currently has approximately **110 homes in active inventory**, roughly 420 lots available to build on, and roughly 870 planned in the future.

Enrollment Forecast -



AIISD Enrollment is forecasted to continue to decline, finally plateauing at or near 43,000 students in the next 7-10 years. Some new home construction may aid in slowing some of the decline

Arlington Independent School District Board of Trustees Meeting

April 23, 2026

Contact Person: Norberto Rivas

Board Agenda Presented for: Action: Report: Consent:

Supporting Documents: None: Attached:

Meeting Agenda Item:

2025-2026 Financial Update & 2026-2027 Preliminary Budget Report

District Priority / Goals Addressed

Within the Board's priority of Talent and Resources, this agenda item maximizes our resources to promote a thriving district while maintaining sound fiscal management. This is a fundamental driver in the budget development process.

Background

This presentation provides a snapshot of the current year's budget as well as information on the timeline and the status of the budget development process in order to better assist the Board with understanding the financial direction of the district.

Fiscal Implications

None

Recommendation

None

Submitted by: *Norberto Rivas*

Date: April 13, 2026



ACADEMIC GROWTH

Ensure positive, engaging experiences for every student that promote academic growth and ignite a passion for learning.



CULTURE

Establish an inclusive culture of respect, support and continuous improvement for all students, staff and families.



SAFETY & DISCIPLINE

Create safe and productive learning environments in which every student and staff member can thrive.



MARKETING & ENGAGEMENT

Involve families and community stakeholders as valued partners in student learning.



TALENT & RESOURCES

Maximize our resources and people to promote a thriving district while maintaining sound fiscal management.



2025-26 Financial Update & 2026-27 Preliminary Budget Report

April 23, 2026

PURPOSE

55

To provide a snapshot of the current year's budget and status update of next year's budget process.





2025-26 Financial Update

57 FY2025 Ending Fund Balance Position

General Fund - Description	FY 2024-25 Actuals
Total Assigned + Unassigned Fund Balance	\$264,901,948
Total General Fund Expenditures (Actuals)	\$634,126,124
Average Daily Expenditure (Total GF Exp / 365 Days)	\$1,737,332
Days of Expenditure (Total Assigned + Unassigned FB / Average Daily Expenditure)	152

General Fund - Description	FY 2025-26 Adopted
Total Assigned + Unassigned Fund Balance (ending FY2024-25 actual)	\$264,901,948
Total General Fund Expenditures (Adopted)	\$685,025,839
Average Daily Expenditure (Total GF Exp / 365 Days)	\$1,876,783
Days of Expenditure (Total Assigned + Unassigned FB / Average Daily Expenditure)	141

CE (LOCAL) The District shall maintain a fund balance in the general fund equal to at least 25 percent of its general operating expenditures, excluding any nonspendable fund balance.

Local Capital Outlay Fund

~\$43M transfer-in to general fund FY2024-25

~\$57M transfer-in to general fund FY2025-26

~\$3M remaining as of latest MFR*

***Balance excludes any future increases in revenues sources from oil and gas revenues and/or other one-time revenue sources**

Local Revenues: The exploration of additional alternative revenue streams is under review with the goal of increasing that category of revenues from it's current 0.5% portion of the revenue budget.

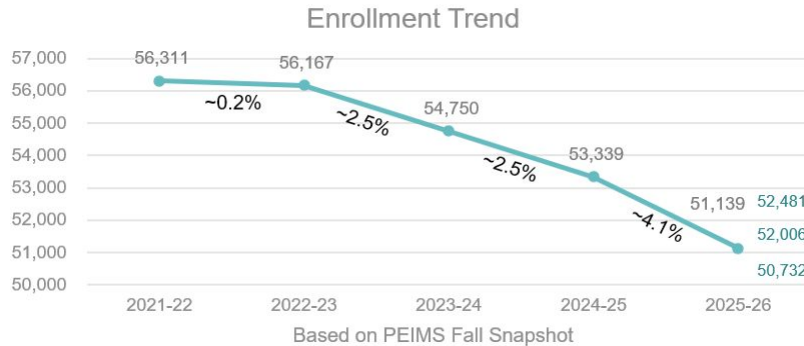
Dashboard Overview of the 2025-26 Year

Date	Description
June 2, 2025	<i>Sine die</i> of 89 th Texas Legislature Regular Session
June 17, 2025	Adoption of 2025-26 Budget
June 26, 2025	Adoption of 2025-26 Compensation Plan
July 24, 2025	Certified property tax values released (with new exemptions)
March 13, 2026	Update on property value data and frozen levy hold harmless methodology (more information on next slide)

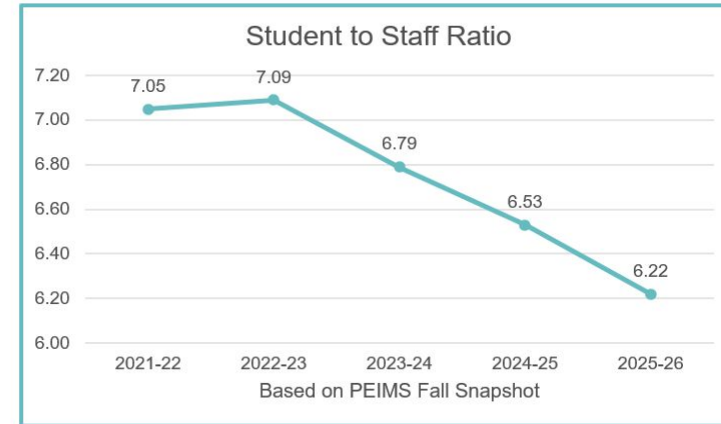
Position Category	2025-26 Adopted Budget	2025-26 Current Budget*
General Fund Position Count (Filled)	7,182	7,430
General Fund Position Count (Vacant)	482 (~\$27.2M)	209 (~\$11.8M)**
General Fund Position Count Total	7,664	7,639

*FTE Report as of 3/2/26

**Vacancy budget is currently funding compensation plan adjustments not funded by the State.



Spring demographer report
 Enrollment budgeted (2.5% dec.)
 Current (4/14/26) enrollment



***Enrollment History: 9.18% decrease over 5 years**

59 Latest Monthly Financial Report & Amendment

Description	Amended Budget	Actual Year To Date	Actual To Budget
Revenues	\$614,622,088	\$466,296,916	76%
Expenditures	\$681,296,573	\$463,800,418	68%
Other Financing Sources	\$57,00,000	\$41,180	0%
Surplus/(Deficit)	(\$9,674,485)	\$2,537,678	

Budget Amendment #3: The proposed budget amendment in the general fund is crossing multiple expenditure function codes to better reflect actual current expenditures. Examples include filled positions and pay, revised estimates to employer burdens based on HB2 pay raises, savings from areas such as position vacancies, insurance & OT, and finally funding of unbudgeted requests such as repairs, ballistic shields for security and others that have arisen during the school year.

Future Budget Amendment: A future budget amendment will be presented to reflect year end projected activity and updated estimates for the revised hold harmless methodology that was implemented by statute this year.

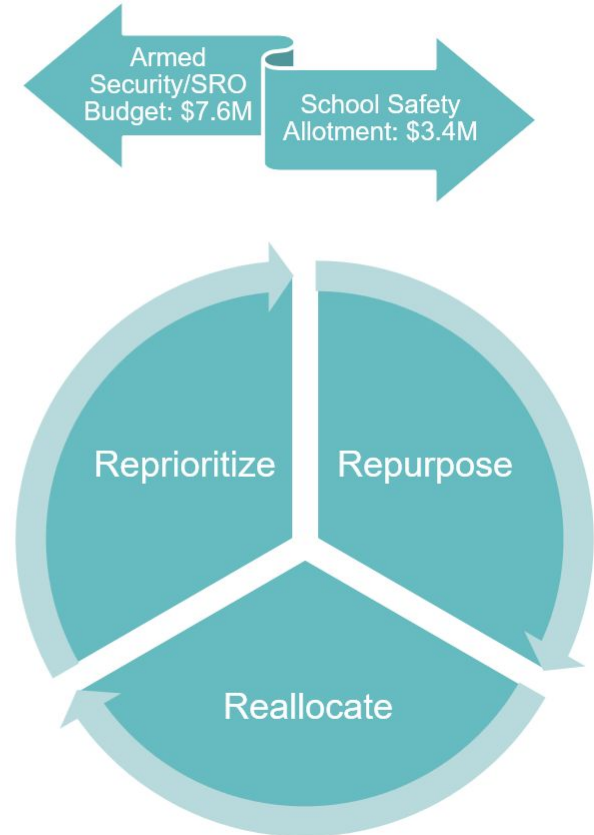
Tracking the change in this methodology (State aid for adjustment of tax ceilings on homesteads of elderly or disabled):

2024-25 actual revenues of ~\$5.3M

2025-26 comptroller methodology revenues of ~\$0M

2025-26 TEA methodology revenues of ~\$1.1M

Appeal of results is being recommended for a potential gain of ~\$2.5M from current funding estimates





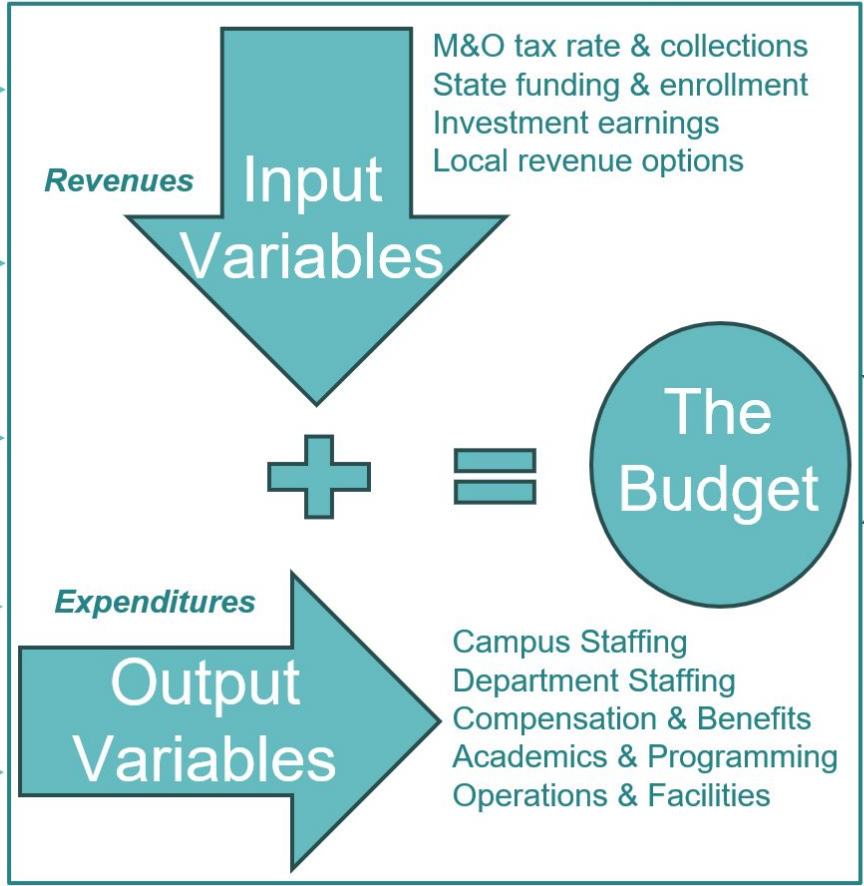
2026-27 Preliminary Budget Report

Budget Constraints

Legislative funding formulas
Approved KPM (reduce deficit by 1/3)
Local policies & budget adoption

Budget development parameters and assumptions adopted at 2/19/26 meeting

- 61 ACADEMIC GROWTH**
Ensure positive, engaging experiences for every student that promote academic growth and ignite a passion for learning.
- CULTURE**
Establish an inclusive culture of respect, support and continuous improvement for all students, staff and families.
- SAFETY & DISCIPLINE**
Create safe and productive learning environments in which every student and staff member can thrive.
- MARKETING & ENGAGEMENT**
Involve families and community stakeholders as valued partners in student learning.
- TALENT & RESOURCES**
Maximize our resources and people to promote a thriving district while maintaining sound fiscal management.



90% of revenue budget is derived from enrollment and tax collections

86% of expenditure budget is payroll related



Reserves
FIRST report
Credit ratings

I&S tax rate
Bond propositions
Property holdings
Bond election in process

Budget Input (Revenue) Variables

62

Enrollment	Description
50,732	As of 4/14/2026
TBD	1 st Spring demographer report
TBD	2 nd Spring demographer report

**ESSER funding
expired in 2024**

**NOTE: Entering year 2 (FY2027) of
the current biennium**

Fiscal Year(s)	Basic Allotment
2026 - 2027	\$6,215
2020 - 2025	\$6,160
2016 - 2019	\$5,140
2015	\$5,040
2014	\$4,950
2010 - 2013	\$4,765



U.S. BUREAU OF LABOR STATISTICS

HOME ▾ SUBJECTS ▾ DATA TOOLS ▾ PUBLICATIONS ▾ ECONOMIC RELEASES ▾ CLASSROOM ▾ BETA ▾

Bureau of Labor Statistics > Data Tools > Charts and Applications > Inflation Calculator

TOP PICKS

SERIES REPORT

PUBLIC DATA API

DISCONTINUED DATABASES

FAQS

SPECIAL NOTICES

MORE SOURCES OF DATA

CPI Inflation Calculator

CPI Inflation Calculator

\$

in

has the same buying power as

in

HB 2 – Allotment for Basic Costs (ABC) – not included in Basic Allotment above
Effective for fiscal years 2026 – 2027 provides funding of \$106 per enrolled student

TEC 48.001 (b): The public school finance system of this state shall adhere to a standard of neutrality that provides for substantially equal access to similar revenue per student at similar tax effort, considering all state and local tax revenues of districts after acknowledging all legitimate student and district cost differences.

Tax Rate Component	Rate	Determination	Funding Level	Subject To Recapture	Entitlement Exceeds Local Collections
M&O – Maximum Compressed Rate (MCR)	\$0.6322	Calculated by TEA	Tier One – Basic Funding	Yes	Yes (state aid received)
M&O – Golden Pennies	\$0.0800	Approved by Voters	Tier Two – Level 1 Supplemental Funding	No	Yes (state aid is received)
M&O – Copper Pennies	\$0.0900	Approved by Voters	Tier Two – Level 2 Supplemental Funding	Yes	No (recapture is paid)
I&S – Debt Rate	\$0.2907	Approved by Voters	Funds facilities & capital projects	No	No (state aid not received)

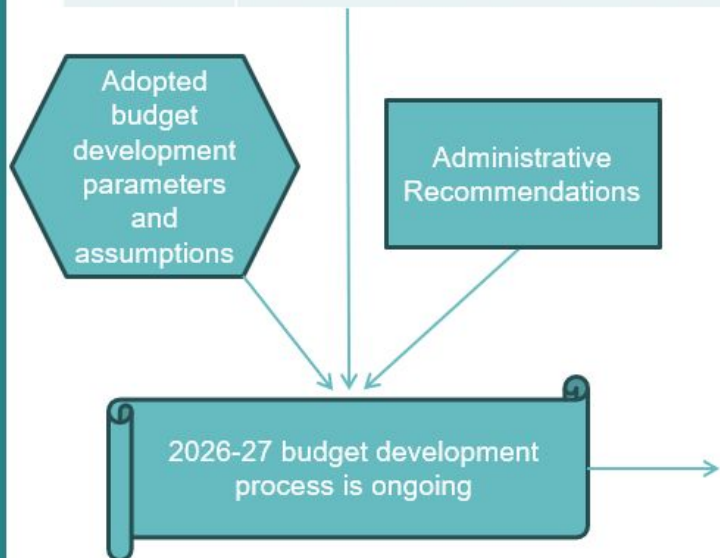
MCR Compression: 2021-22 → 2022-23 was \$0.0521 2022-23 → 2023-24 was \$0.1831 2023-24 → 2024-25 was \$0.0121 2024-25 → 2025-26 was \$0.0106

Budget Output (Expenditure) Variables

63

Financial Futures Committee Recommendations

Report Year	Focus Areas by Report Year	Status of Recommendation
2025 Report	#1) Facilities – campus consolidation study	#1) Data collection in progress – facilities condition assessment available, 2 Spring 2026 demographer reports pending, committee recommendation on 6 th grade pending, bond proposition results pending
2025 Report	#2) Budgeting/Spending – zero based budgeting & evaluation of vendors	#2) Zero based budgeting has been implemented – results will be incorporated in the 2026-27 budget
2025 Report	#3) Staffing – evaluate areas of efficiency & eliminate ongoing vacancies	#3) A process has been implemented in the current 2025-26 budget to close DISTRICT LEVEL positions that have been vacant for 90+ days
2026 Report	#1) Staffing – target staff-to-student ratio	#1) Under review for 2026-27 budget



Upcoming	Description
April 2026	1 st Spring demographer report
April 2026	Preliminary certified property values received
May 2026	Bond election results
May/June 2026	2 nd Spring demographer report
May/June 2026	Budget workshop for 2026-27 budget year
May/June 2026	Approval of compensation plan for 2026-27 year
June 2026	Adoption of the 2026-27 budget
<i>Dates and topics listed above are tentative and subject to change</i>	

ESA program launches in the 2026-27 year



Discussion

Arlington Independent School District Board of Trustees Meeting

April 23, 2026

Contact Person: Cindy Brown

Board Agenda Presented for: Action: Report: Consent:

Supporting Documents: None: Attached:

Meeting Agenda Item: Special Education Performance Report

District Priority / Goals Addressed

In alignment with our district priority of Academic Growth, this presentation provides an update on the academic performance of students who receive special education services and the strategic action steps taken to ensure continuous improvement.

Background

In an effort to strengthen special education, the 89th Texas legislature passed House Bill 2 (HB 2), requiring annual meetings for school boards to review special education student performance. This annual report provides review of Special Education student performance and strategic programmatic actions to support their achievements.

Fiscal Implications

None

Recommendation

None

Submitted by:



Date: April 14, 2026



ACADEMIC GROWTH

Ensure positive, engaging experiences for every student that promote academic growth and ignite a passion for learning.



CULTURE

Establish an inclusive culture of respect, support and continuous improvement for all students, staff and families.



SAFETY & DISCIPLINE

Create safe and productive learning environments in which every student and staff member can thrive.



MARKETING & ENGAGEMENT

Involve families and community stakeholders as valued partners in student learning.



TALENT & RESOURCES

Maximize our resources and people to promote a thriving district while maintaining sound fiscal management.



Arlington
INDEPENDENT SCHOOL DISTRICT

SPECIAL EDUCATION PERFORMANCE REPORT

*Cindy Brown/Director of Special Education
April 23, 2026*

PURPOSE

To provide the Board with update on Special Education student performance aligned with requirements in House Bill 2 and Senate Bill 568.



VISION

Empowering each student, regardless of ability, to author their own story.

MISSION

We facilitate access to inclusive opportunities with every interaction through Student Self-Advocacy, Services & Supports, Collaboration, and Specially Designed Instruction.

68 THE LANDSCAPE: ENROLLMENT AND OPERATIONS

- 1,307 initial referrals this year so far; 1,150 qualified; 88% qualification rate
- Current SpEd enrollment is 7,998, 15.8% of AISD total enrollment (+650 from 1/2025)
- 6,586 of those students are taking STAAR
- Revised organizational structure to focus on campus support and student services



69 2025 Results-Driven Accountability & More

GLOWS

- **Equity:** No areas of significant disproportionality
- **Long-Term Success:** 3-8 STAAR for Year-After-Exit students
- **Climate:** Suspensions and Expulsions are at a 0 determination level
- **Academic Proficiency:** % of passing students in STAAR grades 3-8 for all content areas improved from 24 to 25 RDA

AREAS OF OPPORTUNITY

- **Academic Proficiency:** STAAR 3-8 Reading and Math; EOC English 1&2, Algebra 1 EOC
- **Process:** Strategic Support Plan (SSP) Compliance Indicators (new RDA requirement)
- **IEP Development:** Quality Present Level of Academic Achievement and Functional Performance (PLAAFPs) and goals focusing on progress in grade-level curriculum

How are we taking on these challenges?

70 DEPARTMENT RESTRUCTURING FOR SUPPORT

INSTRUCTIONAL PROGRAMMING

- 5 Area Teams
- Resource and Inclusion
- Administrator Support
- Dyslexia and 504

SPECIALIZED PROGRAMMING

- Self-contained classrooms
- Deaf and Vision Services
- Behavior Supports
- 18 PLUSS

EVALUATION AND COMPLIANCE

- Initial referrals and outside evaluations
- Diagnosticians, School Psychologists, Speech Language Therapists
- Pre-School Testing Center and Child Find
- TEA compliance reports and complaints


71 STRATEGIC PLAN OF ACTION

ROOT CAUSES	ACTIONS
<p>Planning and instruction in resource classes focuses on IEP goals</p>	<p>Planning and instruction in resource/inclusion focuses progress in grade-level standards</p>
<p>Need supplemental instructional materials aligned with science of teaching reading for specially designed instruction and support for implementation</p>	<p>Purchase University of Florida Literacy Institute (UFLI) supplemental materials and support implementation</p>
<p>Individual education program documents that do not include progress in grade level TEKS</p>	<p>Training on standards-based Individualized Education Programs (IEPs) for SpEd Department and all SpEd teachers</p>
<p>Fragmented professional learning for different stakeholders and groups</p>	<p>Intentional PL planning and support for facilitating quality learning for all stakeholders and groups</p>

72 STRATEGIC PLAN OF ACTION

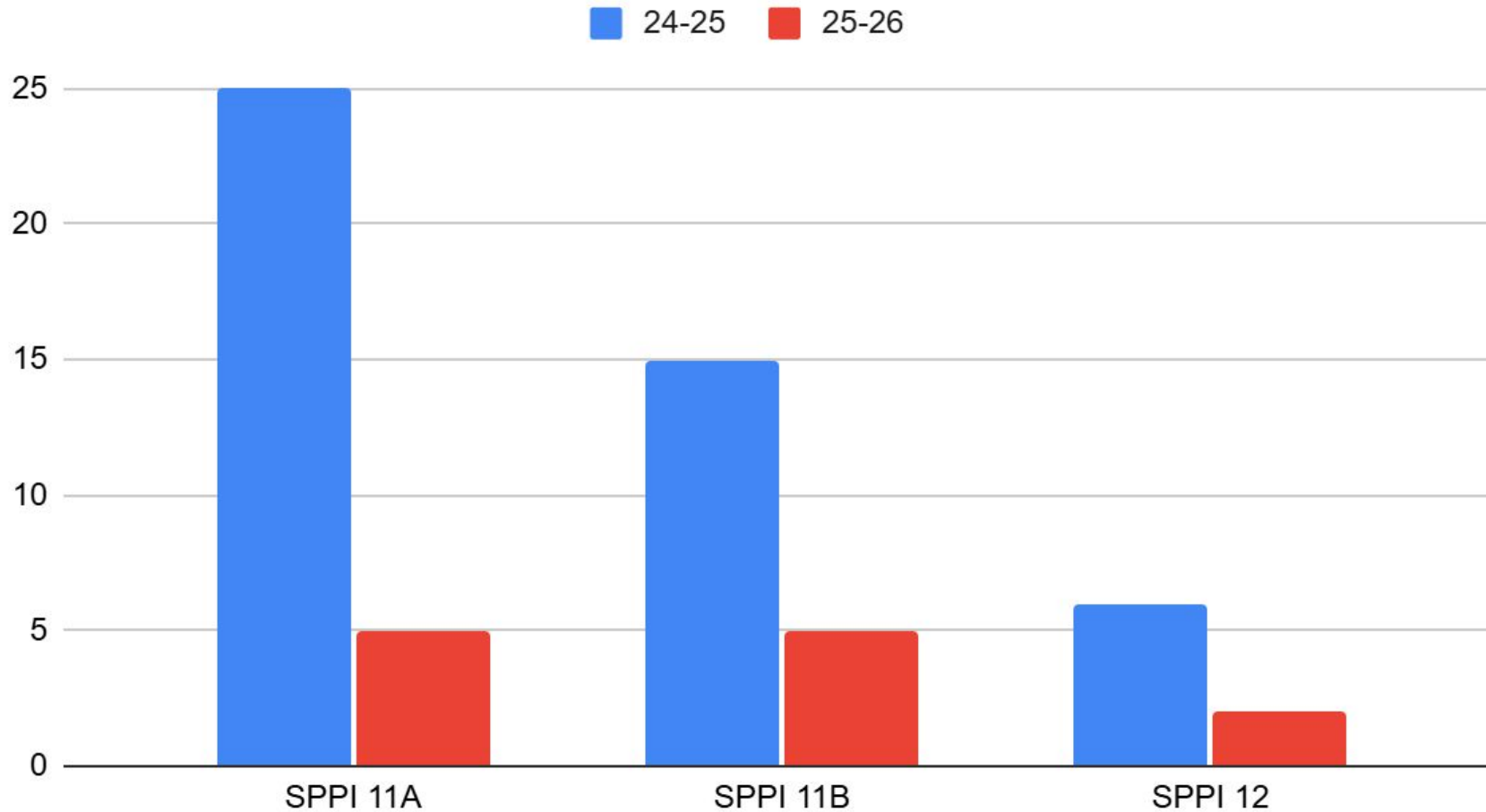
HIGH-QUALITY IEPs

- Training for SpEd Department from Region 11
- Evaluation staff PLCs during embedded PL days; specific to role
- Embedded training on PLAAFPs and goal writing during role-specific PL-focus on using the learning from that day to be more student-progress focused in the IEPs
- Assistant Director and Coordinators of evaluation staff providing consistent monitoring and feedback about quality of IEPs and ensuring timeline compliance
- Providing targeted support of evaluation staff by compliance specialists as needed



73 Compliance Indicators

24-25 and 25-26




Any compensatory services were addressed at the initial IEP meeting.

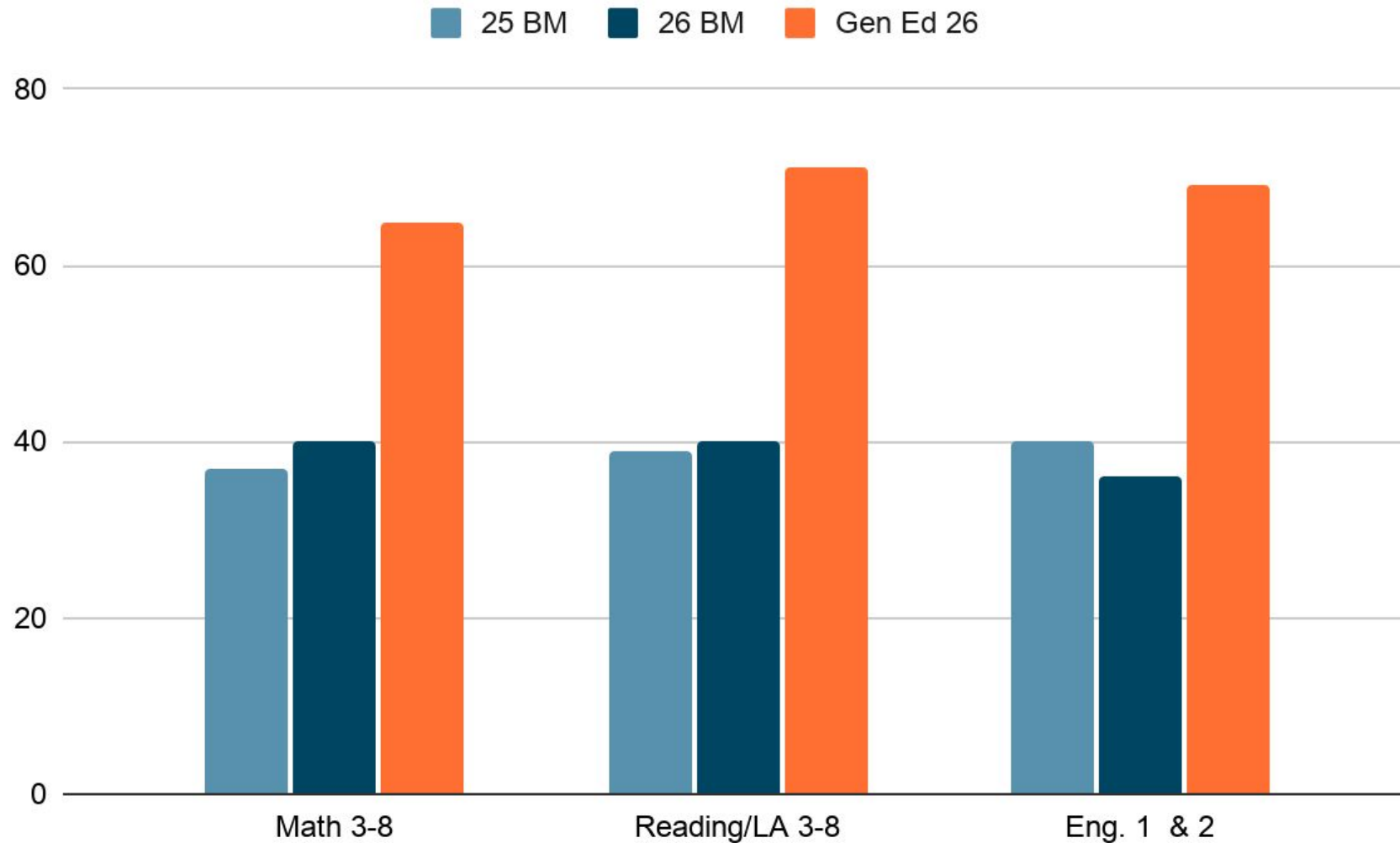
74 STRATEGIC PLAN OF ACTION

Structured Literacy

- Provided **UFLI** Foundations (University of Florida Literacy Institute), phonics manipulatives, and decodable readers for all elementary resource/inclusion teachers and self-contained SEAS and ABLE classrooms; sessions focused on implementation and examples of use
- Weekly campus follow-up with specialists and coordinators to support & monitor implementation
- Cross-departmental classroom walks to support alignment with science of teaching reading practices



75 Performance to Date



Summary:
All are at the cut
score needed for a
DL2 on 2026 RDA

76 CELEBRATIONS AND CHALLENGES

CELEBRATIONS

- **Proactive Model:** Shifted to preventative collaboration with campuses to address emerging needs
- **Student Outcome Focus:** IEPs and campus visits to ensure students are progressing vs. compliance
- **Maximizing Time on Campuses:** Specialists, Behavior Interventionists, and GAP Support made over 3,959 visits to campuses so far this year



CHALLENGES

- **Redirecting Resources:** High volume of evaluations for private school applying for TEFAs (69 this semester alone)
- **Staffing Shortages:** Navigating nation-wide shortages in Speech-Language Pathologists (SLPs)
- **Volume and Complexity:** Increasing number of students needing special education services; Change of Placements
- **Funding:** Guidance coming from TEA regarding new funding process



DISCUSSION

Arlington Independent School District Board of Trustees Meeting

April 23, 2026

Contact Person: Holly Stambaugh

Board Agenda Presented for: Action: Report: Consent:

Supporting Documents: None: Attached:

Meeting Agenda Item: Principal Incentive Program Report

District Priority / Goals Addressed

The purpose of this report is to review a proposal for a principal incentive program intended to contribute to improved student outcomes and overall campus performance to strategically prioritize Talent and Resources.

Background

As part of the district’s ongoing efforts to improve student outcomes and strengthen campus performance, staff reviewed campuses identified through the Campus Needs Index. The proposed incentive structure is designed to attract and retain high-quality school leaders at campuses with the greatest need, while aligning resources to support sustained improvement. Twenty-three (23) campuses were included in this review, including six campuses currently rated “F.” A pilot approach is recommended prior to full implementation.

Fiscal Implications

The projected pilot cost estimate is \$75,000. The annual recurring cost estimate for full implementation is \$625,000.

Recommendation

None

Submitted by: *Scott Kahl*

Date: April 14, 2026



ACADEMIC GROWTH

Ensure positive, engaging experiences for every student that promote academic growth and ignite a passion for learning.



CULTURE

Establish an inclusive culture of respect, support and continuous improvement for all students, staff and families.



SAFETY & DISCIPLINE

Create safe and productive learning environments in which every student and staff member can thrive.



MARKETING & ENGAGEMENT

Involve families and community stakeholders as valued partners in student learning.



TALENT & RESOURCES

Maximize our resources and people to promote a thriving district while maintaining sound fiscal management.



Principal Incentive Program

Holly Stambaugh, Senior Director of Human Resources

April 23, 2026

80 PURPOSE


The purpose is to review a proposal for a principal incentive program intended to contribute to improved student outcomes and overall campus performance to strategically prioritize talent and resources.



Excerpts of Research Based Conclusions (Wallacefoundation.org)



- School leadership is second only to classroom instruction in school-related impacts on student learning
- A principal influences student learning schoolwide
- Research links principal effectiveness to student achievement, better student attendance, and less exclusionary discipline
- Principal effectiveness is also linked to lower teacher turnover and higher teacher satisfaction



Comparative Market Initiatives (FWISD)



Fort Worth
INDEPENDENT SCHOOL DISTRICT

ACE Principal

(Accelerating Campus Excellence)

FWISD is seeking proven, innovative elementary and middle school principals with a track record of growth and transformation.

Be paid for the difference you make.

\$130,000 - \$145,000

Scan to learn more and apply.

[fwisd.org/careers](https://www.fwisd.org/careers)

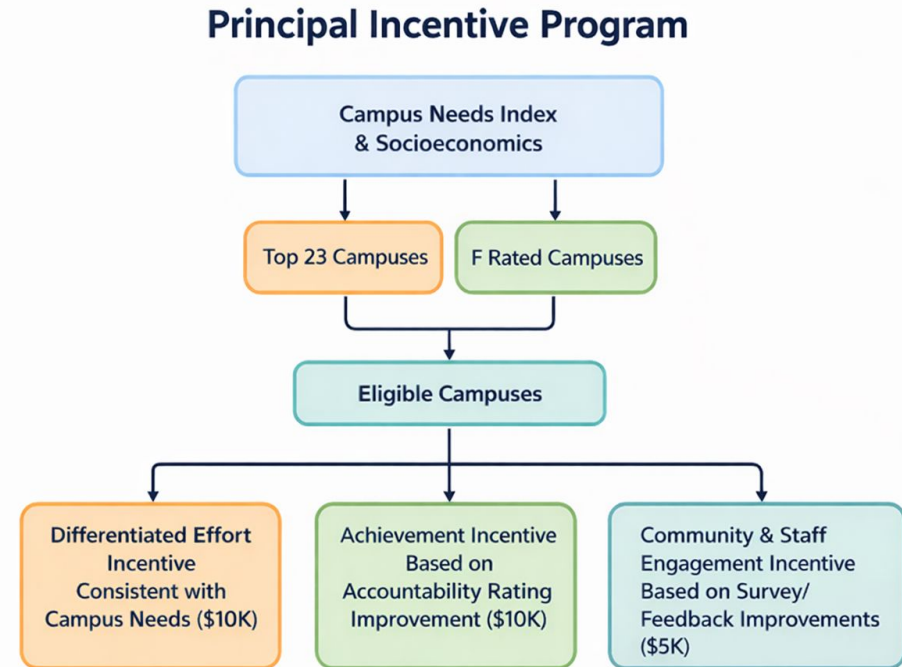
With this AISD recommended Principal Incentive Model:

- Compensation for a principal may range from **\$130,762 to \$166,875**.
- These estimates are based on the current lowest-compensated Elementary Principal to the lowest-compensated Secondary Principal, including applicable incentives. Actual compensation may exceed these amounts.

Parameters to the Proposed Principal Incentive

83

- **Pilot** the Principal Incentive Program in 2026-2027 at 1 High School, 1 Junior High and 1 Elementary.
- Full implementation for 2027-2028 at Twenty-three (23) campuses included in the campus needs index.
- Includes “F” campuses (if any) that are not part of the campus needs index.
- Current principals who have been at an “F” rated campus for more than 2 years are ineligible for the hiring incentive.
- Only the campus principal eligible for the incentive.
- Participant campuses would also be eligible for TIA incentive if TIA is adopted by AISD.



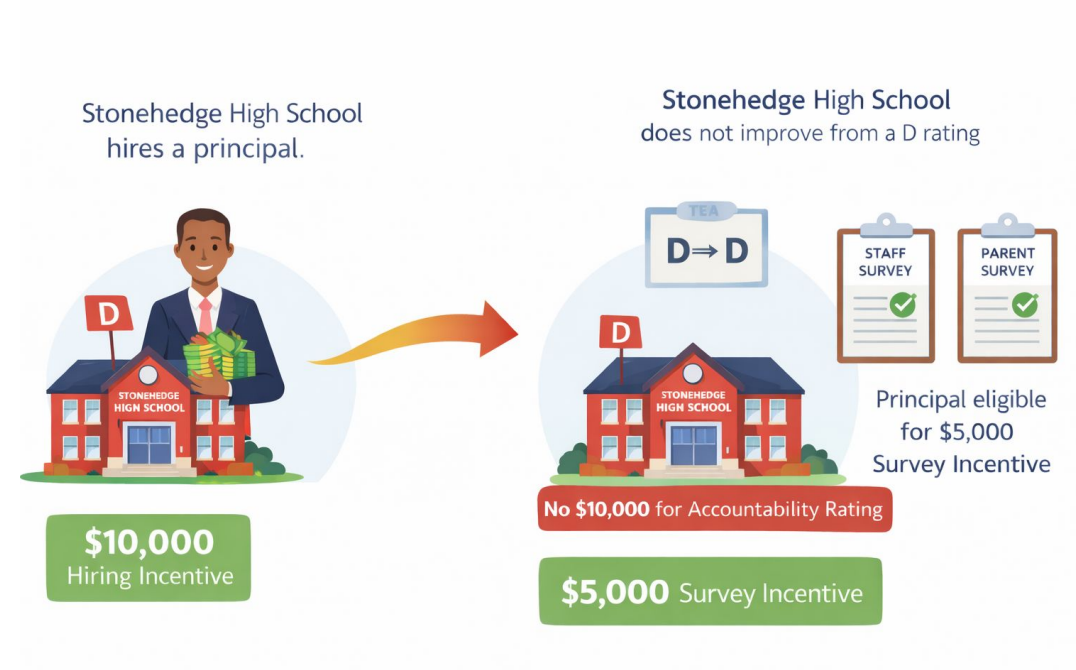
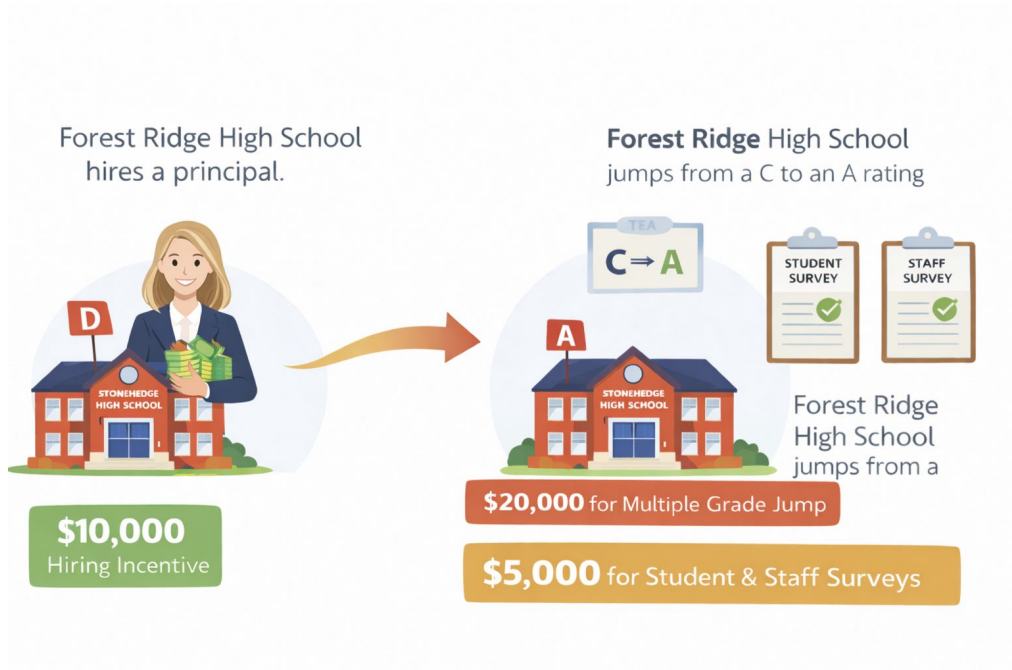
Projected Pilot cost estimate ~ \$75,000

*Annual recurring cost estimate with **full** implementation ~ \$625,000*

Sample Scenarios for Incentive Pay

“C” Accountability Rating \$35,000 incentives

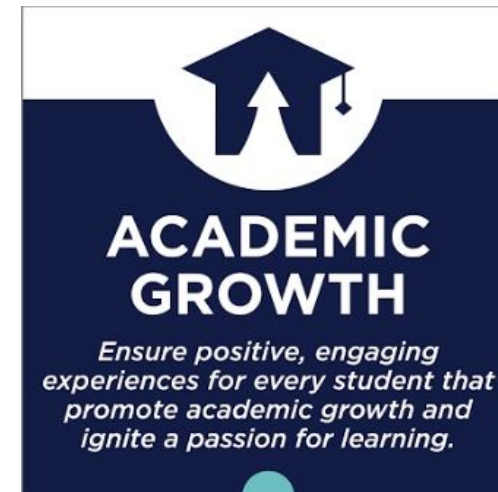
“D” Accountability Rating \$15,000 in incentives



- Multiple grade jump (e.g. D to B) increases payout (ex. D to B rating yields \$20,000)
- Program eligibility ends when campus no longer identified as “high needs” through campus needs index for 2 consecutive years.
- Two “F” campuses will no longer be identified as “high needs” when the accountability rating improves to a B and is sustained for 2 school years.

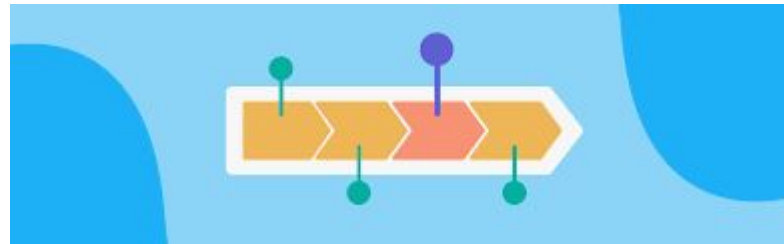
Accountability and Support

- Principal must transition out of the role after 2 consecutive years of D or F ratings.
 - Options include reassignment (e.g. Assistant Principal), or recommend separation.
 - Principal incentive pay pilot proposed to begin for the 2026-2027 school year with full implementation in 2027-2028.
 - These standards are subject to modification based on the state's accountability process.
 - The District will consider future incentives after implementation, including the possibility of offering incentives to highly qualified principals who lead campuses currently rated "F".
- Standing OSL Leadership Panel to consider resource requests from program eligible principals (meets at least monthly)
 - Campus support and interventions will be offered where available in effort to support growth and achievement



Timeline

- Communicate recommended changes to Board of Trustees by April 2026.
- Communication to pilot Principals of this program by May 2026.
- August 2026 the AISD Principal Incentive Program Pilot in effect.
- School year 2027-2028 possible full implementation based on pilot results.





DISCUSSION

Arlington Independent School District Board of Trustees Meeting

April 23, 2026

Contact Person: Samantha Crossnoe

Board Agenda Presented for: Action: Report: Consent:

Supporting Documents: None: Attached:

Meeting Agenda Item: Trustee Continuing Education Hours Report

District Priority / Goals Addressed

In alignment with our district priorities and the Texas Education Code Section 11.159 minutes of the last regular meeting of the board of trustees held before an election of trustees must reflect whether each trustee has completed, exceeded or is deficient in meeting the training required to be completed.

Background

The last announcement of compliance for Arlington ISD Trustees was April 17, 2025. Each year every experienced trustee is required to obtain three hours of team-building with the Board and Superintendent and five hours of additional continuing education. In a legislative year, each experienced Trustee is required to receive an Update to the Texas Education Code. Trustees are also required to complete training in the areas of cybersecurity, evaluating student academic performance, school safety, and child abuse prevention. New Trustees are required to obtain ten hours of continuing education, attend an additional Local District Orientation, Orientation to the Texas Education Code and Open Meetings Training.

Fiscal Implications

None

Recommendation

None

Submitted by: *Samantha Crossnoe* Date: April 13, 2026



ACADEMIC GROWTH

Ensure positive, engaging experiences for every student that promote academic growth and ignite a passion for learning.



CULTURE

Establish an inclusive culture of respect, support and continuous improvement for all students, staff and families.



SAFETY & DISCIPLINE

Create safe and productive learning environments in which every student and staff member can thrive.



MARKETING & ENGAGEMENT

Involve families and community stakeholders as valued partners in student learning.



TALENT & RESOURCES

Maximize our resources and people to promote a thriving district while maintaining sound fiscal management.

**ARLINGTON INDEPENDENT SCHOOL DISTRICT
BOARD OF TRUSTEES
MINUTES**

Regular Meeting

April 9, 2026
5:00 p.m.

Members Present: Justin Chapa, Sarah McMurrough, Brooklyn Richardson, Larry Mike, David Wilbanks, Melody Fowler, Leanne Haynes

Members Absent: None

Media Present: Fort Worth Report

CALL TO ORDER: Room 401

President Chapa called the meeting to order at 5:06 p.m. with seven trustees present at the Administration Building, 690 E. Lamar Boulevard, Arlington, Texas.

WORKSHOP:

A. WORKSHOP- Strategic Plan Development

Superintendent Smith led a Board workshop focused on strategic plan development and the timelines in which the Board has had input and focused discussion to help align priorities, values, vision and overall district future development over the next 5 years.

CLOSED MEETING: Board Conference Room

President Chapa adjourned to a closed meeting at 6:19 p.m. pursuant to Sections 551.071 through 551.084 and 551.089 of the Texas Government Code in accordance with the Texas Open Meetings Act for the topics set forth on the agenda.

RECONVENE INTO OPEN SESSION: Board Room

President Chapa convened the Board into the open meeting at 7:44 p.m. Seven trustees were present at the Administration Building, 690 E. Lamar Boulevard, Arlington, Texas.

A quorum of the Board was physically present at the Administration Building. Members of the public could access the meeting via the AISD website at www.aisd.net.

OPENING CEREMONY:

Ian Owens, student at Short Elementary School, led the audience in the Pledge of Allegiance.

RECOGNITIONS:

A. Student Performance

In recognition of Jazz Appreciation Month, the Duff Elementary School 4th grade choir under the direction of Mr. Joshua Lewis performed “Play That Music (All Day Long)” by Teresa Jennings. The group of students is part of a strong and growing choir program that includes 176 singers across fourth, fifth, and sixth grades.

B. Student of the Month

Tiwatope Ogunhibe was recognized as the student of the month for April. Ogunhibe was recognized for outstanding academic achievement and excellence as a student-athlete, demonstrating dedication, pride in both the classroom and athletics.

C. English and Spanish District Spelling Bee Winners

2025-2026 Arlington ISD District Spelling Bee Winners were recognized across three district competitions – Area 7, Area 8 and the Spanish Spelling Bee.

Spanish Spelling Bee Winner - Sixth Grader Emily Moreno from Burgin Elementary
Area 7 Spelling Bee Winner - Sixth Grader Marcus De Guzman from Foster Elementary
Area 8 Spelling Bee Winner - Eighth Grader Landry Padgett from Boles Junior High

D. Swimming Regional and State Qualifiers

The students honored each earned first place in their event at the district meet. Their success has advanced them to regional competition, with some continuing to the state level.

8-6A district

Lamar High School swimmers:

- Jack Bedell
- Dashel Hornyak
- Carson Plamondon - State Qualifier
- Nathan Seiders

Martin High School Swimmers:

- Kayla Brattin
- Aspen Gray
- Clara Laughlin
- Megan Nguyen
- Kori Wilborn
- Caroline Williams
- Maiya Zanders
- Benjamin Bowyer
- Drake Burdick
- Grant Hester - State Qualifier
- Mitchell Hulme
- Brian Nguyen
- Dean Schwebach
- Dylan Truong

With 16 top finishers, the Martin Girls and Boys teams also took home the UIL 8-6A district titles.

8-5A district

Seguin High School:

- Neal Bowyer - State Qualifier
- Jocelynn Garcia - State Qualifier

E. Community Partner Award

Dental Health Arlington received the Community Partner Award of Appreciation for their SMILES Program and Arlington ISD Back to School Kickoff partnership. SMILES program director, Brigg Sermon, Dental Health Arlington Board President shared about their organization and the district's partnership.

RECESS

President Chapa adjourned the meeting at 8:10: p.m. for a brief recess. The meeting was reconvened at p.m. with 7 trustees in attendance.

OPEN FORUM FOR AGENDA ITEMS:

None

REPORTS:

A. Governance Committee

No report was given.

B. Finance and Academics Report

No report was given.

C. 2019 Bond Update Report

Assistant Superintendent of Facility Services Kely Horn provided an update on the 2019 Bond Program. Horn previewed multiple construction and renovation projects and provided an overview of Phases I-IV work that is either complete or underway. The \$966 million five-year capital program was approved by voters on November 2, 2019, to include new construction, renovations and facility condition improvements along with capital purchases for technology, fine arts and transportation.

D. Teacher Retirement System Active Care Follow-Up Report

Chief Talent Officer Scott Kahl provided an overview of the district's current healthcare and wellness offerings, as well as potential opportunities for future improvement. Senior Director of Human Resources for Compensation, Benefits, and Risk Management, Holly Stambaugh, reviewed the district's current healthcare cost position and presented comparisons of market premiums. They also highlighted the existing wellness plan and discussed potential strategies to increase employee participation, along with options for managing and reducing future healthcare costs.

E. Key Progress Measures Report: Campuses In Need of Improvement

Chief Schools Officer Bret Champion provided an update on district campuses in need of improvement. The presentation focused on a key progress measure tracking how campuses with low accountability ratings (D or F) are improving. Overall, the data shows clear progress. Most campuses that were previously rated F have improved to at least a D or higher, and many D-rated campuses have moved up to C or even B levels. Growth data further supports this improvement, with most campuses demonstrating positive movement, with only two declining and three remaining the same.

Leadership also examined whether achievement gaps are closing. Comparing earlier state assessment data to recent benchmarks, results show meaningful improvement across many student groups, particularly in math and reading. While some groups showed larger gains than others, the overall trend is positive, with widespread growth.

Principals Alicia Rodriguez (Thornton Elementary) and Erin Fogleman (Workman Junior High) shared updates on their campuses' improvement efforts, highlighting the specific strategies and actions they are using to drive student achievement and support continued progress.

ACTION:

- A. Consider Approval of an Exemption Claim for Texas Senate Bill 546 Required Reporting on School Bus Seat Belt Compliance

Motion by Melody Fowler and seconded by David Wilbanks as presented.

Voting For: 7
Voting Against: 0

- B. Consider Approval of Blanton ES Transportation Plan

Motion by Brooklyn Richardson and seconded by Melody Fowler to approve the transportation plan, modifying option two with a blend of three and with one HUB being at Blanton Elementary.

Voting For: 7
Voting Against: 0

- C. Consider Termination of Probationary Contract Employee Justin Thompson

Motion by Justin Chapa and seconded by Larry Mike as discussed.

Voting For: 7
Voting Against: 0

CONSENT ITEMS:

- A. Approval of Minutes of Prior Meetings

B. Approval of Purchases Greater Than \$100,000

C. Approval of Instructional Materials and Technology Allotment 2026-2027 Expenditures

D. Approval of Personnel Recommendations: New Hires, Retirements, Resignations, Leaves of Absence, Dismissals, Terminations, Non-Renewals, Non-Extensions

E. Approval of Joint Election Agreement and Contract for Election Services

Motion made by David Wilbanks, seconded by Sarah McMurrugh, to approve the consent agenda items as presented.

Voting For: 7
Voting Against: 0

OPEN FORUM FOR NON-AGENDA ITEMS:

Jeff Carlton- Arlington ISD FADL program for students

Tiffany McGuffin- Arlington ISD FADL program for students

Jessica Meyer- Arlington ISD FADL program for students

Megan Noble- Arlington ISD FADL program for students

SUPERINTENDENT'S REPORT:

Superintendent Smith's report highlighted district efforts related to Marketing and Engagement. Smith highlighted changes to this year's spring State of the District event, made possible through collaboration with the Arlington Chamber of Commerce, to better showcase student experiences. A key goal was to elevate student voice and give community members, especially those no longer connected to schools, a more direct, immersive look at what students experience. The result was an interactive event where attendees could see real students learning in action, including hands-on demonstrations like career and technical education programs and fine arts performances. These experiences helped community partners better understand the opportunities available to students, such as earning certifications and developing skills for college and careers. Overall, the event successfully deepened community connection, increased awareness of student learning, and highlighted the district's innovative programs. Smith also expressed appreciation for the event's planning committee and all those involved in bringing the vision to life.

SCHOOL BOARD'S REPORT:

Trustee Fowler recognized Arlington Collegiate High School, led by Principal Jeff Krieger, for its continued success with the highly competitive Gates Scholarship. For four consecutive years, the school has produced finalists, including two years with winners and one of those years having two recipients. This year's finalists were Jayla Anderson and Brooklyn Buchanan, with results expected later in the month.

ADJOURNMENT:

President Chapa adjourned the meeting at 10:34 p.m. The Board did not return to closed session.

END OF RECORDED MINUTES
April 9, 2026

Secretary

President

Arlington Independent School District Board of Trustees Meeting

April 23, 2026

Contact Person: Lisa Phillips

Board Agenda Presented for: Action: Report: Consent:

Supporting Documents: None: Attached:

Meeting Agenda Item: Approval of Purchases Greater Than \$100,000

District Priority / Goals Addressed

Within the Board's priority of Talent and Resources, this agenda item requests Board approval for purchases exceeding \$100,000, as required by District Policy CH (Local).

Background

District policy mandates that all purchases exceeding \$100,000 receive board approval to maintain transparency and fiscal responsibility. These purchases support a variety of programs and needs across departments. Each recommended purchase has been reviewed by the appropriate departments and adheres to procurement standards.

Fiscal Implications

The total fiscal impact of these purchases is estimated at \$807,000. Funding for these items is available through the approved district budget under the designated funding source.

Recommendation

It is recommended that the board approve the proposed purchases over \$100,000 as presented. These purchases are essential to maintaining high standards of service, safety, and educational quality within the district.

Submitted by: *Norberto Rivas*

Date: April 13, 2026



ACADEMIC GROWTH

Ensure positive, engaging experiences for every student that promote academic growth and ignite a passion for learning.



CULTURE

Establish an inclusive culture of respect, support and continuous improvement for all students, staff and families.



SAFETY & DISCIPLINE

Create safe and productive learning environments in which every student and staff member can thrive.



MARKETING & ENGAGEMENT

Involve families and community stakeholders as valued partners in student learning.



TALENT & RESOURCES

Maximize our resources and people to promote a thriving district while maintaining sound fiscal management.

Control Number	AIISD Department	Budget Owner	Vendor Name	Description	Fund Source	Estimated	Purchase Method
04-23-26-01	Technology	Kyle Berger	CDWG	Incident IQ: K-12 School /Asset Management Software	Local	\$122,000	24-86
04-23-26-02	Communications	Taina Northington	edVANTAGE	Digital and Social Advertising	Local	\$130,000	CTPA RRISD
04-23-26-03	Facility Services	Kelly Horn	GFC Contracting	PDC Restroom Renovation	Bond	\$555,000	TIPS
						\$807,000	

Arlington Independent School District Board of Trustees Meeting

April 23, 2026

Contact Person: Lisa Phillips

Board Agenda Presented for: Action: Report: Consent:

Supporting Documents: None: Attached:

Meeting Agenda Item: Approval of Bids

District Priority / Goals Addressed

Within the Board's priority of Talent and Resources, this agenda item requests Board approval for awarding bids to support the procurement of goods and services.

Background

New bids presented on the Consent Agenda: 26-02j, 26-06j, 26-12, 26-18, 26-29, 26-30, 26-31, 26-32, 26-33, 26-70, 26-75, 26-76, 26-78 and renewal of 24-59.

Fiscal Implications

The approval of these bids is expected to impact the District's budget by \$28,916,354.

Recommendation

It is recommended that the Board approve the bids as outlined in the supporting documentation.

Submitted by: *Norberto Rivas*

Date: April 13, 2026



ACADEMIC GROWTH

Ensure positive, engaging experiences for every student that promote academic growth and ignite a passion for learning.



CULTURE

Establish an inclusive culture of respect, support and continuous improvement for all students, staff and families.



SAFETY & DISCIPLINE

Create safe and productive learning environments in which every student and staff member can thrive.



MARKETING & ENGAGEMENT

Involve families and community stakeholders as valued partners in student learning.



TALENT & RESOURCES

Maximize our resources and people to promote a thriving district while maintaining sound fiscal management.



FROM: Lisa Phillips
Director of Purchasing

DATE: April 23, 2026

RE: **Qualifying BID: BID 26-02j All- Purpose Supplies, Equipment and Services**

Request for Proposal **26-02j** is an annual contract for contracted services for all AISD departments and campuses. This is a qualifying bid that is open for the entire school year. As vendors are needed, responses will be accepted to the RFP online and the Purchasing Department will bring the new vendor(s) to the Board of Trustees for approval on a monthly basis. Prior to contracting for services, quotes will be obtained from the approved bidders as needed. Some of the items and services provided include aluminum ramps and stairs, crane rental, electrical services, fencing, parking lot striping and waterproofing.

It is recommended that all vendors meeting specifications be approved.

Arlington Independent School District
BID 26-02j All- Purpose Supplies, Equipment and Services
Effective April 24, 2026 - August 31,2026

<u>Vendor Number</u>	<u>Vendor Name</u>	<u>City</u>	<u>State</u>
133000	AB Student Services	Granbury	TX
Not set up	Active Sports Agency LLC	Lexington	KY
20950000	Arlington Camera, Inc.	Arlington	TX
10289542	Ball Seed	West Chicago	IL
Not set up	Best Mix Event Rentals	Arlington	TX
10283603	Big Frog custom T-Shirts & More (Neal Creative Designs Incorporated)	Euless	TX
10288699	Blue Mesa Grill (Mesa SW Arlington, LP)	Fort Worth	TX
4351	Breaker Broker	Arlington	TX
10288115	Chaotic Designs	Arlington	TX
10282183	ChinaSprout Inc.	Long Island City	NY
10289536	CodeCombat Inc.	San Francisco	CA
10280205	Cumulus Media	Dallas	TX
10280781	Embi Tec (C.C. IMEX)	La Jolla	CA
10289521	Grant Frog, LLC	Abilene	TX
Not set up	Huynh & Andres Enterprise LLC	Arlington	TX
10284189	Instrumentalist Awards LLC	Northbrook	IL
10287830	KleenSlate Concepts, LP	Sonora	CA
10289024	K's Sweet Dreams, dba Pokey O's (K's Sweet Dreams LLC)	Bedford	TX
10287704	Lisle Violin Shop (Lisle Enterprises LLC)	Houston	TX
10289538	Madison Bonnell	Waxahachie	TX
10288082	Mascot Junction, Inc.	Lees Summit	MO
10289551	PAR Training and Props	Oklahoma City	OK
10283452	PicFlips - I Love Flipbooks (PicFlips)	Fort Worth	TX
10288217	PicSure Day (PicSure Day Inc.)	WACO	TX
Not set up	Randil Jeffreys	Fort Worth	TX
10289524	Robolink, Inc.	San Diego	CA
10284967	Soliant Health	Peachtree Corners	GA
10274966	Texas Sumo	Dallas	TX
10288141	The Creature Teacher	Waxahachie	TX
10288983	TranslateLive LLC	St. Petersburg	FL
Not set up	TTR Solutions	Omaha	NE
10286361	Tumble Chicks (Jana S Burch dba Tumble Chicks)	Arlington	TX
Not set up	Walsworth Yearbooks	Des Moines	IA
10289511	World of Reading Ltd.	Atlanta	GA

Total Award: \$9,999,500*

* This amount covered entire bid



FROM: Lisa Phillips
Director of Purchasing

DATE: April 26, 2026

RE: Qualifying RFP: RFP 26-06j Academic Educational Consultants and Professional Development Services

Request for Proposal **26-06j** is an annual contract for academic educational consultants and professional development services for all AISD departments and campuses. This is a qualifying bid that is open for the entire school year. As vendors are needed, responses will be accepted to the RFP online and the Purchasing Department will bring the new vendor(s) to the Board of Trustees for approval on a monthly basis. Prior to contracting for services, quotes will be obtained from the approved bidders as needed. Services provided under this RFP include educational consulting services, trainers, and professional development speakers.

It is recommended that all vendors meeting specifications be approved.

Arlington Independent School District
RFP #26-06j Academic Educational Consultants and Professional Development Services
Effective Dates: April 24, 2026- August 31, 2026

Vendor Number	Responding Supplier	City	State
10288490	addalingua	Holland	MI
NOT SET UP	BGD Digital Marketing	Arlington	TX
NOT SET UP	Bridge Therapy Services, LLC	North Miami	FL
10289537	Brkthru Digital	Southfield	MI
NOT SET UP	Chiro Factory PLLC	Mansfield	TX
10289544	Circle of Life Therapy	Arlington	TX
10280781	Embi Tec	La Jolla	CA
NOT SET UP	Emelia Ahmed Educational Consultant	Plano	TX
NOT SET UP	Empowered to BE	Grand Prairie	TX
NOT SET UP	Gillem Staffing	Denver	CO
10287137	La Rocca Literacy, LLC	Katy	TX
NOT SET UP	Little Voices Speech and Language Therapy, PLLC	Fort Worth	TX
NOT SET UP	NORTHRIDGE RESEARCH LLC	Houston	TX
NOT SET UP	School House Excellence	Scurry	TX

Total Estimated Award: \$3,570,000*

*Amount covers entire bid award



FROM: Lisa Phillips
Director of Purchasing

DATE: April 23, 2026

RE: **RFP 26-12 Catering Supplies**

Request for Proposal **26-12** is an annual contract for Food & Nutrition Services catering supplies. This contract is for the 2026-2027 school year, and has the option to renew for two additional one-year periods.

It is recommended that the bid providing best value and meeting specifications be awarded by line item and all vendors responding be approved for catalog purchases.

Arlington Independent School District
RFP 26-12 Catering Supplies
Effective Dates: July 1, 2026 through June 30, 2027

Item #	Item Description	Brand Name	Manufacturer Code	Servings Per Case	Case Pack	Case Price	Lead Time	Minimum Shipments	Shelf Life				
1	Brownies, Iced Bars												
	Supplier	QTY	UOM	Supplier Notes									
	Dream Ranch Office Supplies (D 25	Case			Sysco Imperial	5135835	144.24	6/48 oz (6/3 lb)	\$70.08	7-14 business days	None	1 Year Frozen	
	Sysco NTX	25	Case		Sysco Imperial	8495240471	72	3/96 oz	\$114.56	5 days if ordering 1 for shipment	10 total cases of combined items	365 from pack date frozen; 5 days thawed	
	The Masters Distribution System 25	Case			Sara Lee	08213	53	75oz /4per case	\$123.92	All orders must be	10 (total) case mini	365 days	
2	Cookie Dough, 1.33oz Chocolate Chip												
	Supplier	QTY	UOM	Supplier Notes									
	Dream Ranch Office Supplies (D 100	Case			Otis Spunkmeyer	58800	240	240/1.33 oz	\$62.58	7-14 business days	None	1 Year Frozen	
	The Masters Distribution System 100	Case			Otis Spunkmeyer	58100	320	320/1oz	\$91.18	All orders must be	10 (total) case mini	365 days	
3	Cookie, 1oz Dough Carnival												
	Supplier	QTY	UOM	Supplier Notes									
	Dream Ranch Office Supplies (D 50	Case			Otis Spunkmeyer	55678	320	320/1 oz	\$58.68	7-14 business days	None	1 Year Frozen	
	The Masters Distribution System 50	Case			Otis Spunkmeyer	55678	384	384/1oz	\$122.69	All orders must be	10 (total) case mini	365 days	
4	Cookie, 1.33 Double Chocolate Chip												
	Supplier	QTY	UOM	Supplier Notes									
	Dream Ranch Office Supplies (D 50	Case			Otis Spunkmeyer	58801	240	240/1.33 oz	\$65.04	7-14 business days	None	1 Year Frozen	
	The Masters Distribution System 50	Case			Otis Spunkmeyer	58801	240	240/1.33oz	\$139.64	All orders must be	10 (total) case mini	365 days	
5	Cookie Dough, 1.33oz Oatmeal Raisin												
	Supplier	QTY	UOM	Supplier Notes									
	Dream Ranch Office Supplies (D 50	Case			Otis Spunkmeyer	58803	240	240/1.33 oz	\$64.62	7-14 business days	None	1 Year Frozen	
	The Masters Distribution System 50	Case			Otis Spunkmeyer	58803	240	240/1.33oz	\$132.38	All orders must be	10 (total) case mini	365 days	
6	Cookie, 1.33oz Sugar												
	Supplier	QTY	UOM	Supplier Notes									
	Dream Ranch Office Supplies (D 25	Case			Otis Spunkmeyer	58804	240	240/1.33 oz	\$62.10	7-14 business days	None	1 Year Frozen	
	The Masters Distribution System 25	Case			Otis Spunkmeyer	58804	240	240/1.33oz	\$136.09	All orders must be	10 (total) case mini	365 days	
7	Coissant, 1.5 oz frozen Dough												
	Supplier	QTY	UOM	Supplier Notes / Alternate Description									
	[ALT1] The Masters Distribution System 50	Case		General Mills Pillsbury Freezer-To-Oven Cr	General Mills	113444000	100	100/1.25oz	\$96.41	All orders must be	10 (total) case mini	100 days	
	Dream Ranch Office Supplies (D 50	Case			Lecoq Cuisine	6457802	120	120/1.5 oz	\$135.00	7-14 business days	None	270 Days Frozen	
	The Masters Distribution System 50	Case			General Mills	132114000	120	120/2.75oz	\$167.00	All orders must be	10 (total) case mini	123 days	
8	Danish, Asstd. Mini												
	Supplier	QTY	UOM	Supplier Notes									
	Sysco NTX	50	Case		Chef Pierre	8924	50	5/10 ct	\$39.65	5 days if less than 10 total cases of combined items	365 frozen from pack date		
	Dream Ranch Office Supplies (D 50	Case			Sara Lee	8924	108	108/1.25 oz (approx)	\$82.74	7-14 business days	None	1 Year Frozen	
	The Masters Distribution System 50	Case			Aspire Bakeries	4601205010	72	72/1.25oz	\$94.13	All orders must be	10 (total) case mini	180 days	
9	Granola, Bulk												
NO AWARD													
10	Muffin, Assorted - Banana/Lemon/ Blueberry												
	Supplier	QTY	UOM	Supplier Notes / Alternate Description									
	Sysco NTX	100	Case		Bakers Source Imp	75749	162	162/1 oz	\$68.40	5 days if less than 10 cases total of combined items	365 days frozen from pack date; 5 days thawed		
	Dream Ranch Office Supplies (D 100	Case			Sysco	75749	96	4/24 count (wrapped)	\$76.98	7-14 business days	None	1 Year Frozen	
	The Masters Distribution System 100	Case			Sara Lee	08716	96	96/2oz	\$101.15	All orders must be	10 (total) case mini	365 days	
	[ALT1] The Masters Distribution System 100	Case		Otis Spunkmeyer Muffin Variety Pack: 48 Bl	Otis Spunkmeyer	19101	96	96/2.25oz	\$131.49	All orders must be	10 (total) case mini	180 days	
11	Raw, Pecan halves												
	Supplier	QTY	UOM	Supplier Notes									

Arlington Independent School District
RFP 26-12 Catering Supplies
Effective Dates: July 1, 2026 through June 30, 2027

Supplier	QTY	UOM	Supplier Notes	Brand Name	Manufacturer Code	Servings Per Case	Case Pack	Case Price	Lead Time	Minimum Shipments	Shelf Life
Dream Ranch Office Supplies (D 10)		Case		Sysco	7486543567	801	5/1 lb	\$62.88	7-14 business days	None	270 Days
Sysco NTX	10	Case		Sysco Classic	7486543567	80	1/5 lb.	\$67.51	5 days if less than 10 total cases of co	10	365 days from pack date
12 Bacon, Sliced- Uncooked											
Supplier	QTY	UOM	Supplier Notes	Brand Name	Manufacturer Code	Servings Per Case	Case Pack	Case Price	Lead Time	Minimum Shipments	Shelf Life
Sysco NTX	25	Case		Sysco Reliance	608057-0895	300	1/15 lb	\$76.48	5 days if less than 10 total cases of co	10	90 days frozen from pack date
Dream Ranch Office Supplies (D 25)		Case		Sysco	608057-0895	288.18	1/15 lb	\$82.50	7-14 business days	None	90 Days Refrigerated
13 BBQ Beef, Chopped											
NO AWARD											
14 Dressing, Bulk Italian											
Supplier	QTY	UOM	Supplier Notes	Brand Name	Manufacturer Code	Servings Per Case	Case Pack	Case Price	Lead Time	Minimum Shipments	Shelf Life
Sysco NTX	25	Case		Sysco Classic	71729SYS	512	4/1 gal	\$43.80	5 days if less than 10 total cases of co	10	180 days from Pack Date
Dream Ranch Office Supplies (D 25)		Case		Sysco Classic	6245203	512	4/1 Gal	\$51.84	7-14 business days	None	180 Days
15 Dressing, Bulk Ranch											
Supplier	QTY	UOM	Supplier Notes	Brand Name	Manufacturer Code	Servings Per Case	Case Pack	Case Price	Lead Time	Minimum Shipments	Shelf Life
Dream Ranch Office Supplies (D 50)		Case		Sysco Classic	4537645	512	4/1 Gal	\$62.28	7-14 business days	None	150 Days
Sysco NTX	50	Case		Sysco Classic	19946SYS	512	4/1 gal	\$67.80	5 days if less than 10 total cases of co	10	180 days from pack date
The Masters Distribution Syster	50	Case		T. Marzetti	83796	128	4/1 gal	\$92.85	All orders must be 10 (total) case mini	10	240 days
16 Biscuit, Buttermilk ready split top											
Supplier	QTY	UOM	Supplier Notes / Alternate Description	Brand Name	Manufacturer Code	Servings Per Case	Case Pack	Case Price	Lead Time	Minimum Shipments	Shelf Life
[ALT2] Bake Crafters Food Com	50	Case	Biscuits, Buttermilk, WG, RS, 3" Sliced, Tray	Bake Crafters	923	144	144/2 oz	\$36.97	21 DAYS	4 PALLETS	365 days frozen, 4 days refrigerated, 4 days ambient
[ALT3] Bake Crafters Food Com	50	Case	Biscuits, Buttermilk, WG, Frozen Dough	Bake Crafters	1023	216	216/2.2 oz	\$39.34	21 days	4 pallets	None at ambient. 180 days frozen.
[ALT1] Bake Crafters Food Com	50	Case	Biscuits, Buttermilk, Sliced, 3", Premium	Bake Crafters	1059	144	144/2.8 oz	\$42.01	21 days	4 pallets	3 days ambient, 365 days frozen.
Sysco NTX	50	Case		Bakers Source	215150	120	120/2.5 oz	\$46.28	5 days if less than 10 total cases of co	10	360 days frozen from pack date
Dream Ranch Office Supplies (I 50)		Case		Baker's Source	215150	216	12/1.5 lb sleeves (2	\$50.40	7-14 business days	None	1 Year Frozen
[ALT1] The Masters Distributioi	50	Case	General Mills Pillsbury Easy Split Baked Go	General Mills	106237000	75	75/2.85oz	\$55.72	All orders must be 10 (total) case mini	10	372 days
The Masters Distribution Syste	50	Case		Bakery Chef	8615121002	96	96/ 3oz	\$73.95	All orders must be 10 (total) case mini	10	360 days
17 Butter solid, unsalted, Grade A											
Supplier	QTY	UOM	Supplier Notes	Brand Name	Manufacturer Code	Servings Per Case	Case Pack	Case Price	Lead Time	Minimum Shipments	Shelf Life
Sysco NTX	25	Case		Wholesome Farms	1295213	1,152	36/1 lb.	\$84.41	5 days	10 total cases of co	120 days from pack date
The Masters Distribution Syster	25	Case		Grassland	2361202	1,152	36/ 1lbs	\$139.87	All orders must be 10 (total) case mini	10	120 days
Dream Ranch Office Supplies (D 25)		Case		Wholesome Farms	1295213	72	36/1 lb	\$142.20	7-14 business days	None	180 Days Refrigerated
18 Rice, Long Grain, White											
NO AWARD											
19 Flour, All Purpose											
Supplier	QTY	UOM	Supplier Notes	Brand Name	Manufacturer Code	Servings Per Case	Case Pack	Case Price	Lead Time	Minimum Shipments	Shelf Life
Sysco NTX	25	Case		Sysco Classic	519632323957	378	25 lb	\$16.25	5 days	10 cases total of co	365 days from pack date

Arlington Independent School District
RFP 26-12 Catering Supplies
Effective Dates: July 1, 2026 through June 30, 2027

Dream Ranch Office Supplies (D 25	Case	Sysco Classic	8379251	400	1/50 lb Bag	\$34.68	7-14 business days	None	180 Days
The Masters Distribution Syster 25	Case	General Mills	132666000	378	2/ 25lbs	\$47.11	All orders must be 10 (total) case mini 372 days		

20	Filling, Pumpkin	Brand Name	Manufacturer Code	Servings Per Case	Case Pack	Case Price	Lead Time	Minimum Shipmer	Shelf Life	
	Supplier	QTY	UOM	Supplier Notes						
	Dream Ranch Office Supplies (D 25	Case	Sysco Imperial	4111498	192	6/#10 Cans (approx	\$77.40	7-14 business days	None	730 Days
	Sysco NTX	25	Case	Sysco Imperial	F4111498	150	6/#10	\$83.11	5 days if less than : 10 cases total of co	1095 days from pack date

21	Shell, Pie	Brand Name	Manufacturer Code	Servings Per Case	Case Pack	Case Price	Lead Time	Minimum Shipmer	Shelf Life	
	Supplier	QTY	UOM	Supplier Notes						
	Sysco NTX	15	Case	Chef Pierre	9269	20	20/9"	\$39.86	5 days if less than : 10 total cases of co	455 days from pack date
	The Masters Distribution Syster 15	Case	Sara Lee	09269	180	20/8 oz	\$55.90	All orders must be 10 (total) case mini 455 days		
	Dream Ranch Office Supplies (D 15	Case	Chef Pierre	9269	160	20/10" Shells	\$69.74	7-14 business days	None	1 Year Frozen

22	Drink Mix, Lemonade	Brand Name	Manufacturer Code	Servings Per Case	Case Pack	Case Price	Lead Time	Minimum Shipmer	Shelf Life	
	Supplier	QTY	UOM	Supplier Notes						
	Sysco NTX	25	Case	Sysco Classic	50547	252	12/24 oz	\$52.32	5 days if less than : 10 total cases of co	540 days from pack date
	Dream Ranch Office Supplies (D 25	Case	Sysco Classic	4138632	576	12/20 oz	\$53.88	7-14 business days	None	540 Days
	The Masters Distribution Syster 25	Case	KraftHeinz	00043000014585	534	6/ 82.5oz	\$137.05	All orders must be 10 (total) case mini 720 days		

23	Mayo, Bulk	Brand Name	Manufacturer Code	Servings Per Case	Case Pack	Case Price	Lead Time	Minimum Shipmer	Shelf Life	
	Supplier	QTY	UOM	Supplier Notes						
	Sysco NTX	100	Case	Ken's	KE0898	1,024	4/1 gal	\$46.72	5 days if less than : 10 total cases of co	120 days from pack date
	Dream Ranch Office Supplies (D 100	Case	Ken's	KE0898	512	4/1 Gal	\$74.94	7-14 business days	None	180 Days
	The Masters Distribution Syster 100	Case	Ventura	21592CGS	972	4/1 gal	\$118.85	All orders must be 10 (total) case mini 180 days		

24	Pita Bread, White	Brand Name	Manufacturer Code	Servings Per Case	Case Pack	Case Price	Lead Time	Minimum Shipmer	Shelf Life	
	Supplier	QTY	UOM	Supplier Notes						
	Sysco NTX	25	Case	Grecian Delight	RS000008	72	12/6 ct	\$25.88	5 days if less than : 10 cases total of co	7 months frozen from pack date; 6 days thawed
	The Masters Distribution Syster 25	Case	Grecian Delight	RS000008	72	1/72 count	\$37.36	All orders must be 10 (total) case mini 210 days		
	Dream Ranch Office Supplies (D 25	Case	Grecian Delight	7235670	120	10/12 ct (120 total)	\$56.16	7-14 business days	None	1 Year Frozen

25	Sugar, Brown, Confection, and regular sugar	Brand Name	Manufacturer Code	Servings Per Case	Case Pack	Case Price	Lead Time	Minimum Shipmer	Shelf Life	
	Supplier	QTY	UOM	Supplier Notes						
	Dream Ranch Office Supplies (I 75	Case	Imperial	123130	5,670	1/50 lb Bag (Granu	\$49.50	7-14 business days	None	Indefinite if dry
	The Masters Distribution Syster 75	Case	Domino	403350	2,835	50 lbs	\$93.24	All orders must be 10 (total) case mini 365 days		

26	Sausage Patty, Pork	Brand Name	Manufacturer Code	Servings Per Case	Case Pack	Case Price	Lead Time	Minimum Shipmer	Shelf Life	
	Supplier	QTY	UOM	Supplier Notes						
	Sysco NTX	50	Case	Jimmy Dean	10000019137	80	1/10 lb	\$36.65	5 days if less than : 10 total cases of co	365 days frozen from pack date
	Dream Ranch Office Supplies (D 50	Case	Jimmy Dean	19137	320	1/10 lb	\$93.60	7-14 business days	None	1 Year Frozen
	Rich Products Holdings	50	Case							

27	Chicken, Fajita (2.8oz)	Brand Name	Manufacturer Code	Servings Per Case	Case Pack	Case Price	Lead Time	Minimum Shipmer	Shelf Life
NO AWARD									

28	Whipped Topping	Brand Name	Manufacturer Code	Servings Per Case	Case Pack	Case Price	Lead Time	Minimum Shipmer	Shelf Life	
	Supplier	QTY	UOM	Supplier Notes						
	Rich Products Holdings	25	Case	Rich Products	02559	672	12/16 OZ	\$45.95	10 Days	5,000 lbs mixed del 540 Days
	Sysco NTX	25	Case	Rich's	02559	672	12/16 oz	\$51.05	5 days if less than : 10 total cases of co	540 days
	Dream Ranch Office Supplies (D 25	Case	Rich's	2559	384	12/1 qt cartons	\$53.40	7-14 business days	None	1 Year Frozen
	The Masters Distribution Syster 25	Case	Rich's	02559	672	12/ 1lbs	\$82.25	All orders must be 10 (total) case mini 540 days		

Arlington Independent School District
RFP 26-12 Catering Supplies
Effective Dates: July 1, 2026 through June 30, 2027

Item #	Description	Brand Name	Manufacturer Code	Servings Per Case	Case Pack	Case Price	Lead Time	Minimum Shipments	Shelf Life		
29	Dessert Bar, Lemon										
	Supplier	QTY	UOM	Supplier Notes							
	Sysco NTX	50	Case	Sweet Street	0145	64	4/2.8 lb	\$78.02	5 days if less than : 10 cases total of co	18 months frozen from pack date; 7 days refrigerated	
	The Masters Distribution Syster	50	Case	Sweet Street	0145	64	4/2.8lbs	\$113.39	All orders must be 10 (total) case mini	547 days	
	Dream Ranch Office Supplies (D	50	Case	Sweet Street	0145	72	4/18 count trays	\$117.78	7-14 business days None	1 Year Frozen	
30	Eggs, Whole Large										
	Supplier	QTY	UOM	Supplier Notes							
	Dream Ranch Office Supplies (I	50	Case	Gordon	4235	240	15 dozen (large egg	\$78.96	7-14 business days None	60 Days Refrigerated	
31	Demi Glace										
	Supplier	QTY	UOM	Supplier Notes							
	Sysco NTX	25	Case	Minors	7482683065	228	6/13.6 oz	\$37.36	5 days if less than : 10 total cases of co	275 days from pack date	
	The Masters Distribution Syster	25	Case	Nestle Minor's	00074826783065	228	6/ 13.6 oz	\$54.65	All orders must be 10 (total) case mini	275 days	
	Dream Ranch Office Supplies (D	25	Case	Minor's	7482678065	680	6/1.5 lb tubs	\$126.24	7-14 business days None	1 Year Frozen	
32	Guacamole										
	Supplier	QTY	UOM	Supplier Notes							
	Sysco NTX	25	Case	Casa Solana	00734730467832	181	12/1 lb	\$67.41	5 days if less than : 10 total cases of co	547 days frozen from pack date	
	Dream Ranch Office Supplies (D	25	Case	Casa Solana	00734730467832	192	12/1 lb bags	\$89.40	7-14 business days None	1 Year Frozen	
33	Corn Syrup, Red Label										
	Supplier	QTY	UOM	Supplier Notes							
	Dream Ranch Office Supplies (D	25	Case	KARO	5180	256	4/1 Gal	\$47.76	7-14 business days None	730 Days	
	The Masters Distribution Syste	25	Case	ACH/Karo	2010736	512	4/ 1 gal	\$91.08	All orders must be 10 (total) case mini	1080 days	
34	Cream Cheese										
	Supplier	QTY	UOM	Supplier Notes / Alternate Description							
	[ALT2] The Masters Distribution	50	Case	KraftHeinz Philadelphia Reduced Fat Cream	KraftHeinz Philadel	610959	100	100/1oz	\$63.81	All orders must be 10 (total) case mini	150 days
	The Masters Distribution Syster	50	Case	KraftHeinz Philadelphia	KraftHeinz Philadel	611192	100	100/1 oz	\$63.82	All orders must be 10 (total) case mini	210 days
	[ALT1] The Masters Distribution	50	Case	KraftHeinz Philadelphia Strawberry Cream C	KraftHeinz Philadel	726834	100	100/1 oz	\$64.45	All orders must be 10 (total) case mini	150 days
	Dream Ranch Office Supplies (D	50	Case	Wholesome Farms	11785	480	10/3 lb bricks	\$67.62	7-14 business days None	180 Days Refrigerated	
	Sysco NTX	50	Case	Wholesome Farms	STK11785	480	10/3 lb	\$72.92	5 days if less than : 10 cases total of co	150 days from pack date	
35	Chicken Breast, Boneless and Skinless (Raw)										
	Supplier	QTY	UOM	Supplier Notes							
	Sysco NTX	100	Case	Sysco Classic	45406	40	3/5 lb	\$75.50	5 days if less than : 10 cases total of co	365 days from pack date	
	Dream Ranch Office Supplies (D	100	Case	Sysco Classic	45406	80	4/5 lb bags (20 lbs t	\$86.52	7-14 business days None	1 Year Frozen	
36	Porkchops										
	Supplier	QTY	UOM	Supplier Notes							
	Dream Ranch Office Supplies (I	100	Case	Buckhead Pride	311207B	40	1/10 lb	\$134.88	7-14 business days None	1 Year Frozen	
37	Beef Tenderloin, Certified Angus Beef										
	Supplier	QTY	UOM	Supplier Notes							
	Dream Ranch Office Supplies (I	100	Case	Cargill	88924	60	1/30 lb (Avg. 5-6 w	\$462.60	7-14 business days None	1 Year Frozen	
38	Beef Flank Steak										
	Supplier	QTY	UOM	Supplier Notes							
	Dream Ranch Office Supplies (I	100	Case	Butchers Block	99320	40	1/20 lb	\$194.64	7-14 business days None	1 Year Frozen	

Arlington Independent School District
RFP 26-12 Catering Supplies
Effective Dates: July 1, 2026 through June 30, 2027

Item #	Description	Brand Name	Manufacturer Code	Servings Per Case	Case Pack	Case Price	Lead Time	Minimum Shipmer	Shelf Life
39	Beef Brisket								
	Supplier								
	Dream Ranch Office Supplies (I 100	Sysco Reliance	4235810	120	2/15 lb (30 lb avg)	\$185.16	7-14 business days	None	1 Year Frozen
40	Sausage								
NO AWARD									
41	Shrimp White, (16-20 ct tail on)								
	Supplier								
	Dream Ranch Office Supplies (I 100	Sysco Portico Prim	5348210	40	5/2 lb Bags (10 lbs	\$142.32	7-14 business days	None	540 Days Frozen

AWARDED VENDOR

ESTIMATED AWARD: \$50,000



FROM: Lisa Phillips
Director of Purchasing

DATE: April 23, 2026

RE: **RFP 26-18 Cleaning Supplies Food and Nutrition Services**

Request for Proposal **26-18** is an annual contract for Food & Nutrition Services cleaning supplies. This contract is for the 2026-2027 school year, and has the option to renew for two additional one-year periods.

It is recommended that the low bid meeting specifications be awarded by line item and all vendors responding be approved for catalog purchases.

Arlington Independent School District
RFP 26-18 Cleaning Supplies Food and Nutrition Services
Effective Dates: July 1, 2026 through June 30, 2027

1	GLOVES, COTTON LINERS - Disposable, white lightweight unhemmed cotton, slip on style to fit either hand, one size fits most. 12ct/pkg. SAMPLE REQUIRED. Safety Zone GILW-MN1 or equal.						VENDOR BRAND/ #	PACK SIZE	CASE PRICE	PRICE PER UNIT	PRODUCT INFORM	PRODUCT INFORM	PRODUCT INFORMATION
Supplier	QTY	UOM	Price	Supplier Notes	Manufacturer	Manufacturer #	Enter Pack Size:			Shelf Life:	Lead Time:	Ship Req:	
Pollock Paper Distributors	120	Cases	\$1.56	12 EA PER DZ 12 DOZEN PER CS MUST SEL	Safety Zone GILW	Safety Zone GILW-I	HOSPECO	12	\$18.72	\$0.13	1 YEAR	7-14 DAYS, CAN SH 1 DOZEN	
MAVICH	120	Cases	\$3.90		Safety Zone GILW	Safety Zone GILW-I	MCR	Safety inspect 12	\$3.90	\$0.325	n/a	2-5 days	n/a
PYRAMID SCHOOL PRODUCTS (I	120	Cases	\$4.89	**12 PAIR/PKG...ITEM PRICED PER PKG...1	Safety Zone GILW	Safety Zone GILW-I	SAFETY ZONE #GILV	12	\$48.90	\$4.89	**\$4.89/12 PAIR**	14-21 DAYS A.R.O.	PKG**
Complete Supply Inc	120	Cases	\$4.92		Safety Zone GILW	Safety Zone GILW-I	Cordova / 1100C	12	\$4.92	\$0.41	2 YEARS	1 WEEK	1 CASE OF 12
Dream Ranch Office Supplies (D	120	Cases	\$9.00		Safety Zone GILW	Safety Zone GILW-I	The Safety Zone / G	12	\$9.00	\$0.75	Typically 5 to 10 ye	10 to 14 business d	Standard shipping
Bee Line Chemical Co (Reign Re:	120	Cases	\$10.58		Safety Zone GILW	Safety Zone GILW-I	Hospesco - Gloves M	12	\$10.58	\$0.88	String Knit gloves ai	3 weeks	Shipping Included
Imperial Dade (Imperial Bag anc	120	Cases	\$245.40		Safety Zone GILW	Safety Zone GILW-I	Hospesco	12	\$245.40	\$0.20	N/A	24 hours	in Price case of 1200 gloves

2	GLOVES, LATEX, SMALL SIZE - Latex glove, medium weight, anti-slip grip, flexible. Sizes: small 13" length or longer. 12 pair/cs. USDA approved for food service. Acceptable Products: Ansell 208 or equal. Sizes: small 13" length or longer. 12 pair/cs. USDA approved for food service. SAMPLE						VENDOR BRAND/ #	PACK SIZE	CASE PRICE	PRICE PER UNIT	PRODUCT INFORM	PRODUCT INFORM	PRODUCT INFORMATION
Supplier	QTY	UOM	Price	Supplier Notes	Manufacturer	Manufacturer #	Enter Pack Size:			Shelf Life:	Lead Time:	Ship Req:	
PYRAMID SCHOOL PRODUCTS (75	75	Cases	\$8.98	**12 PAIR/CASE**			HOSPECO #GLL116	12	\$8.98	\$8.98	**12 PAIR/CASE**	14-21 DAYS A.R.O.	
Imperial Dade (Imperial Bag anc	75	Cases	\$18.55				Hospesco/GRFO-SM	12	\$18.55	\$1.54	N/A	23hours when stock	
Bee Line Chemical Co (Reign Re:	75	Cases	\$26.00				Cordova® Unsuppo	12	\$26.00	\$2.17	28-mil glove is cons	3 weeks	Shipping Included
Pollock Paper Distributors	75	Cases	\$32.40				ANSELL	144	\$388.80	\$2.70	1 YEAR	7-14 DAYS, CAN SHI	1 CASE
Dream Ranch Office Supplies (D	75	Cases	\$52.00				Ansell AlphaTec / 8	12	\$52.00	\$4.33	Typically 3 to 5 year	7 to 10 business da	Standard shipping
MAVICH	75	Cases	\$69.12				Ansell Alpha Tech g	12	\$69.12	\$5.76	n/a	3-5 days	n/a
Unipak Corp.	75	Cases	\$89.00	Exact Spec Ansell 208			Ansell 208-S	12	\$89.00	\$7.4167	1 Year	1-15 Days ARO	Latex GLOVES medium weight, anti-slip grip, flexible. Sizes: small 13" length or longer. 12 pair/cs. USDA approved for food service

3	GLOVES, LATEX, MEDIUM SIZE - Latex glove, medium weight, anti-slip grip, flexible. Sizes: medium (size 7.5-8). 13" length or longer. 12 pair/cs. USDA approved for food service. Acceptable Product: Ansell 208 or equal. SAMPLE REQUIRED. Ansell 208 or equal. Ansell 208 or equal.						VENDOR BRAND/ #	PACK SIZE	CASE PRICE	PRICE PER UNIT	PRODUCT INFORM	PRODUCT INFORM	PRODUCT INFORMATION
Supplier	QTY	UOM	Price	Supplier Notes	Manufacturer	Manufacturer #	Enter Pack Size:			Shelf Life:	Lead Time:	Ship Req:	
PYRAMID SCHOOL PRODUCTS (300	300	Cases	\$8.98	**12 PAIR/CASE**			HOSPECO #GLL116	12	\$8.98	\$8.98	**12 PAIR/CASE**	14-21 DAYS A.R.O.	
Imperial Dade (Imperial Bag anc	300	Cases	\$18.55				Hospesco/GRFO-M-	12	\$18.55	\$1.54	N/A	24hours when stock	
Bee Line Chemical Co (Reign Re:	300	Cases	\$27.00				Cordova® Unsuppo	12	\$27.00	\$2.25	28-mil glove is cons	3 weeks	Shipping Included
Pollock Paper Distributors	300	Cases	\$32.40				ANSELL	144	\$388.80	\$2.70	1 YEAR	7-14 DAYS, CAN SHI	1 CASE
Dream Ranch Office Supplies (D	300	Cases	\$58.50				Ansell AlphaTec / 8	12	\$58.50	\$4.88	Typically 3 to 5 year	7 to 10 business da	Standard shipping
MAVICH	300	Cases	\$69.12				Ansell Alpha Tech g	12	\$69.12	\$5.76	n/a	3-5 days	n/a
Unipak Corp.	300	Cases	\$89.00	Exact Spec Ansell 208			Ansell 208-M	12	\$89.00	\$7.4167	1 Year	1-15 Days ARO	Latex GLOVES medium weight, anti-slip grip, flexible. Sizes: medium (size 7.5- 8) 13" length or longer. 12 pair/cs. USDA approved for food service

4	GLOVES, LATEX, LARGE SIZE - Latex glove, medium weight, anti-slip grip, flexible. Sizes: large (size 9-10). 13" length or longer. 12 pair/cs. USDA approved for food service. Acceptable Products: Ansel 208 or equal. SAMPLE REQUIRED. Ansell 208 or equal. Ansell 208 or equal.						VENDOR BRAND/ #	PACK SIZE	CASE PRICE	PRICE PER UNIT	PRODUCT INFORM	PRODUCT INFORM	PRODUCT INFORMATION
Supplier	QTY	UOM	Price	Supplier Notes	Manufacturer	Manufacturer #	Enter Pack Size:			Shelf Life:	Lead Time:	Ship Req:	
PYRAMID SCHOOL PRODUCTS (150	150	Cases	\$8.98	**12 PAIR/CASE**			HOSPECO #GLL116	12	\$8.98	\$8.98	**12 PAIR/CASE**	14-21 DAYS A.R.O.	
Imperial Dade (Imperial Bag anc	150	Cases	\$18.55				Hospesco/GRFO-LG-	12	\$18.55	\$1.54	N/A	24hrs when stock	
Bee Line Chemical Co (Reign Re:	150	Cases	\$27.50				Cordova® Unsuppo	12	\$27.50	\$2.29	28-mil glove is cons	3 weeks	Shipping Included

**Arlington Independent School District
RFP 26-18 Cleaning Supplies Food and Nutrition Services
Effective Dates: July 1, 2026 through June 30, 2027**

Pollock Paper Distributors	150	Cases	\$32.40			ANSELL	144	\$388.80	\$2.70	1 YEAR	7-14 DAYS, CAN SHI 1 CASE	
Dream Ranch Office Supplies (D 150)	Cases	\$65.00				Ansell AlphaTec / 8 12		\$65.00	\$5.42	Typically 3 to 5 year	7 to 10 business da	Standard shipping
MAVICH	150	Cases	\$69.12			Ansell Alpha Tech g 12		\$69.12	\$5.76	n/a	3-5 days	n/a
Unipak Corp.	150	Cases	\$89.00	Exact Spec Ansell 208		Ansell 208-L	12	\$89.00	\$7.4167	1 Year	1-15 Days ARO	Latex GLOVES medium weight, anti-slip grip, flexible. Sizes: large (size 9-10) 13" length or longer. 12 pair/cs. USDA approved for food service

5	PADS, NYLON SCOURING HEAVY DUTY - 6" x9". 6/10- per case. Extra Heavy Duty. Color: Dark Green. Acceptable products: 3M 86 or equal. SAMPLE REQUIRED.						VENDOR BRAND/	PACK SIZE	CASE PRICE	PRICE PER UNIT	PRODUCT INFORM	PRODUCT INFORM	PRODUCT INFORMATION
Supplier	QTY	UOM	Price	Supplier Notes / Alternate Description	Manufacturer	Manufacturer #	Enter Pack Size:			Shelf Life:	Lead Time:	Ship Req:	
PYRAMID SCHOOL PRODUCTS (I 170)	Packages	\$3.89	**10/PKG...MINIMUM ORDER IS 174 PKG*	3M-86 or equal	3M- 86 or equal	ACS #S86	10	\$23.34	\$3.89	**\$3.89/PKG**	14-21 DAYS A.R.O.	PKG**	
Imperial Dade (Imperial Bag anc 170)	Packages	\$4.52		3M-86 or equal	3M- 86 or equal	3M	15	\$4.52	\$0.30	N/A	24hours	case of 15	
[ALT2] Pollock Paper Distribut	170	Packages	\$5.20	RADIANCE 6"X9" MED DUTY SCOUR PAD B RADIANCE	10099075	RADIANCE	20	\$5.20	\$0.26	1 YEAR	7-14 DAYS, CAN SH 1 CASE	Shipping Included	
Bee Line Chemical Co (Reign Re: 170)	Packages	\$24.92		3M-86 or equal	3M- 86 or equal	PAD HAND 3M SB 6 12		\$24.92	\$2.07	PAD HAND 3M SB 6 3 weeks		in price	
Pollock Paper Distributors	170	Packages	\$30.60	MUST SELL BY QTY 60 PER CS	3M-86 or equal	3M- 86 or equal	3M	60	\$30.60	\$0.51	1 YEAR	7-14 DAYS, CAN SHI 1 CASE	
[ALT1] Pollock Paper Distributor	170	Packages	\$31.20	7135 6"X 9" GEN PURPOSE CLEANING PAD	HOSPECO	7135	HOSPECO	60	\$31.20	\$0.52	1 YEAR	7-14 DAYS, CAN SHI 1 CASE	
MAVICH	170	Packages	\$32.13		3M-86 or equal	3M- 86 or equal	3M 86 - Grainger 1(12		\$32.13	\$2.68	n/a	3-5 days n/a	
Dream Ranch Office Supplies (D 170)	Packages	\$38.99		3M-86 or equal	3M- 86 or equal	3M / 86CC	10	\$38.99	\$3.89	Synthetic nylon anc 3 to 7 business day		Standard shipping	
Empire Paper	170	Packages	\$43.74	20 scouring pads per pack, 3 packs per case	3M-86 or equal	3M- 86 or equal	3M/MMM08293	60	\$43.74	\$0.73	Not Applicable	7-14 days N/A	
Complete Supply Inc	170	Packages	\$95.09	PACK SIZE - 6 PACKS OF 10 // CASE PRICE Q	3M-86 or equal	3M- 86 or equal	3m / 86CC	10	\$95.09	\$1.58483	"3M WARRANTS TH 1-2 WEEKS		1 CASE

Arlington Independent School District
RFP 26-18 Cleaning Supplies Food and Nutrition Services
Effective Dates: July 1, 2026 through June 30, 2027

6	SPONGES, STAINLESS STEEL - 2.2oz minimum weight. 72ct/cs. Acceptable Products: ACS 434PP or equal. SAMPLE REQUIRED.							VENDOR BRAND/	PACK SIZE	CASE PRICE	PRICE PER UNIT	PRODUCT INFORM	PRODUCT INFORM	PRODUCT INFORMATION
Supplier	QTY	UOM	Price	Supplier Notes / Alternate Description	Manufacturer	Manufacturer #	Enter Pack Size:	Shelf Life:	Lead Time:	Ship Req:				
[ALT1] MAVICH	50	Cases	\$20.08	Scrubber: Stainless Steel, 3 3/4 in Lg, 3 3/4	Scotch-Brite	84CC - Grainger 531	Scotch-Brite 84CC - 12	\$20.08	\$1.67	n/a	3-5 days	n/a		
Pollock Paper Distributors	50	Cases	\$24.48	MUST SELL BY CS QTY, THIS IS SOLD 12 EA	ACS 434PP or equ	ACS 434PP or equal 3M	12	\$146.88	\$2.04	1 YEAR	7-14 DAYS, CAN SHI	1 CASE		
Empire Paper	50	Cases	\$28.42	12 sponges per pack, 6 packs per case	ACS 434PP or equ	ACS 434PP or equ	ACS/ACS434SPB 72	\$28.42	\$0.40	Not Applicable	7-14 days	N/A		
PYRAMID SCHOOL PRODUCTS (I	50	Cases	\$34.98	**12 EA/PKG, 6 PKG/CASE...MINIMUM OR	ACS 434PP or equ	ACS 434PP or equal ACS #434PP	12	\$34.98	\$5.83	**MINIMUM ORDE	14-21 DAYS A.R.O.	.		
Complete Supply Inc	50	Cases	\$35.28	PACK SIZE: 6 BOXES OF 12 // PRICED BY THI	ACS 434PP or equ	ACS 434PP or equal ACS / 434PB	12	\$35.28	\$0.49	NO EXPIRATION DA	1-2 WEEKS	1 CASE		
[ALT1] Pollock Paper Distributor	50	Cases	\$97.92	Stainless Steel Sponge, Polybagged, 1.50 o	AMERCARE ROYAL	RPPS730	AMERCARE ROYAL 144	\$195.84	\$1.36	1 YEAR	7-14 DAYS, CAN SHI	1 CASE		
Dream Ranch Office Supplies (D	50	Cases	\$117.00		ACS 434PP or equ	ACS 434PP or equal ACS / 434PP	72	\$117.00	\$1.63	Stainless steel cons	3 to 7 business day	Standard shipping		
[ALT3] Pollock Paper Distributor	50	Cases	\$120.96	756 1.75OZ KURLEY KATE S/S SPONGE 12/P	KURLEY KATE	6375650	KURLEY KATE 72	\$120.96	\$1.68	1 YEAR	7-14 DAYS, CAN SHI	1 CASE		
[ALT2] Pollock Paper Distributor	50	Cases	\$133.20	Stainless Steel Sponge, Polybagged, 1.75 o	AMERCARE ROYAL	RPPS7756	AMERCARE ROYAL 72	\$133.20	\$1.85	1 YEAR	7-14 DAYS, CAN SHI	1 CASE		

7	WIPES, ALL PURPOSE, HEAVY DUTY- Reusable, disposable, non-woven utility towels. Heavy duty weight, white. Able to withstand machine washing. Minimum: 12" wide x 16" long, dispenser boxes preferred. 160 ct/cs. Acceptable products: Hospeco N-PO80ITW or equal. SAMPLE REQUIRED.							VENDOR BRAND/	PACK SIZE	CASE PRICE	PRICE PER UNIT	PRODUCT INFORM	PRODUCT INFORM	PRODUCT INFORMATION
Supplier	QTY	UOM	Price	Supplier Notes / Alternate Description	Manufacturer	Manufacturer #	Enter Pack Size:	Shelf Life:	Lead Time:	Ship Req:				
Complete Supply Inc	900	Cases	\$6.69	Standard Duty Spun Lace Pop Up Box. Star	Hospeco N-PO80I	Hospeco N-PO80IT\	EZ TOUGH / ETZ70v 100	\$6.69	\$0.00669	NO EXPIRATION DA	1 WEEK	MUST PURCHASE 800 CASES AT A TIME. PRODUCT WILL COME IN A MASTER CASE OF 10 CASES. PRICE BY THE CASE OF 100 WIPES. Minimum order		
Safeway Supply Inc	900	Cases	\$18.60	Hospeco, NPO80ITW, White, 160/cs, Min. c	Hospeco N-PO80I	Hospeco N-PO80IT\	Hospeco, N-PO80IT 160	\$18.60	\$0.1163	n/a	3 weeks	160 cases		
Pollock Paper Distributors	900	Cases	\$19.20	MUST SELL BY CS QTY	Hospeco N-PO80I	Hospeco N-PO80IT	HOSPECO 160	\$19.20	\$0.12	1 YEAR	7-14 DAYS, CAN SH	1 CASE		
PYRAMID SCHOOL PRODUCTS (I	900	Cases	\$20.79	**MINIMUM ORDER IS 208 CASES**	Hospeco N-PO80I	Hospeco N-PO80IT\	HOSPECO #N-PO80 160	\$20.79	\$20.79	.	14-21 DAYS A.R.O.	CASES**		
Imperial Dade (Imperial Bag anc	900	Cases	\$23.24		Hospeco N-PO80I	Hospeco N-PO80IT\	Hospeco N-PO80IT\ 160	\$23.24	\$0.14	N/A	24 hours once stocl	by the case		
Dream Ranch Office Supplies (D	900	Cases	\$39.78		Hospeco N-PO80I	Hospeco N-PO80IT\	Hospeco / N-PO80I 160	\$39.78	\$0.25	Typically 5 to 10 ye	7 to 10 business da	Standard shipping		
[ALT1] MAVICH	900	Cases	\$44.63	Dry Wipe: Dispenser Box, Super Heavy Abs	Wypall X80	41044 - Grainger 2\	Wypall X80 - 41044 1	\$44.63	\$44.63	n/a	3-5 days	n/a		
Empire Paper	900	Cases	\$59.24		Hospeco N-PO80I	Hospeco N-PO80IT\	Hospeco/HOSNP08 475	\$59.24	\$0.13	Dry Product/No Exp	7-21 days	N/A		
Bee Line Chemical Co (Reign Re:	900	Cases	\$65.66		Hospeco N-PO80I	Hospeco N-PO80IT\	HOSPECO - Wipe 9\ 10	\$65.66	\$0.65	HOSPECO #392 Wif	3 weeks	Shipping Included in Price		
[ALT2] MAVICH	900	Cases	\$76.29	Dry Wipe: Dispenser Box, Super Heavy Abs	Hospeco	M-PR922 - Grainger	Hospeco Sontara E(1	\$76.29	\$76.29	n/a	3-5 days	n/a		

AWARDED VENDOR

ESTIMATED AWARD: \$90,000



FROM: Lisa Phillips
Director of Purchasing

DATE: April 23, 2026

RE: **BID 26-29 Transportation Parts & Supplies for Inventory & Catalog**

Bid Number **26-29** is an annual contract for transportation supplies for inventory. In addition to the inventory line items, the bid asked for a discount from the vendor's catalog, shelf price or price list. This will allow the District to purchase items or services which are not identified at this time. Items marked with an asterisk were marked "not as specified" due to incorrect brand substitution.

It is recommended that the low bids meeting specifications be awarded by line item, unless noted as all-or-none awards. For all-or-none sections, it is recommended that the lowest overall bid meeting specification and providing all items be awarded. It is also recommended that all vendors meeting specifications submitting catalog bids be approved.

BID 26-29 Transportation Parts & Supplies for Inventory & Catalog

Effective Dates: May 16, 2026 -May 15, 2027

						Vendor Name	MAVICH	Sam Packs Five Star Ford	Advance Auto Parts and/or Carquest (Straus-Frank Enterprises, LLC)	Cummins Sales and Service (Cummins Inc)	Parts Authority LLC	PHOENIX MOBILE AIR INC	FleetPride	Southwest International Trucks	vehicle maintenance program	Buck's Wheel & Equipment Co.
						Vendor Number	10282735	Not Set Up	10287245	Not set up	10289014	Not Set Up	10288266	13144000	4610	1295000
						HUB	HUB	NONE	NONE	NONE	NONE	NONE	NONE	NONE	WBE	NONE
						Texas Resident	YES	YES	NO	YES	NO	YES	YES	YES	NO	YES
						Total Price	Total Price	Total Price	Total Price	Total Price	Total Price	Total Price	Total Price	Total Price	Total Price	Total Price
Line #	Description	Mfgr	Mfgno	QT	UO	Estimated	Unit	Unit	Unit	Unit	Unit	Unit	Unit	Unit	Unit	Unit
1	Please provide a percentage discount from your catalog, shelf, or list price			1	EA			35.0%		25.0%	50.0%	No Bid			10.0%	15.0%
2	Lines 3-5 will be awarded on an All-or-None Basis			1	EA											
3	10.02.5006 BLADE, WIPER, 22", ANCO # 31-22			80	EA			No Bid		No Bid	No Bid	No Bid		\$3.94		\$5.13
3 ALT1	22" OTR PREMIUM METAL FRAME WIPER BLADE	OTR	OTRMF-2	80	EA								\$2.50			
3 ALT1	Length 22"Blade Material Graphite-Coated RubberFrame Color BlackFrame Material SteelBlade Type ConventionalWinter Blade NoAdapter Type Universal AdapterAdapters Included NoAdapters Required NoWiper Blade Connection Type J-Hook (9x3, 9x4). Side Lock. BayonetAttached Spoiler/Aerofoil No	PREMIUM	PV-22	80	EA											\$2.99
3 ALT1	Bosch	Bosch	40522	80	EA					\$3.83						
3 ALT1	FLTS22	FLEETRI	FLTS22	80	EA									\$3.94		
3 ALT1	WIPER	Carquest	XQ22	80	EA			\$5.99								
4	10.02.5007 BLADE, WIPER, 22" CONTOUR, ANCO # C-22-0E			60	EA			No Bid		No Bid	No Bid	No Bid		\$5.36		\$9.83
4 ALT1	FLTP22	FLEETRI	FLTP22	60	EA									\$5.36		
4 ALT1	22" OTR BEAM ALL SEASON WIPER BLADE	OTR	OTRBM-2	60	EA								\$5.55			
4 ALT1	WIPER	Carquest	XQ22	60	EA			\$5.99								
4 ALT1	Length 22"Blade Material Graphite-Coated RubberFrame Color BlackFrame Material SteelBlade Type Beam StyleWinter Blade NoAdapter Type Universal AdapterAdapters Included YesAdapters Required YesWiper Blade Connection Type J-Hook (9x3, 9x4). TB19, TB16, TB15, L&S, TP15, PT BMW, SSL, SLAttached Spoiler/Aerofoil Yes	PREMIUM	BM22	60	EA											\$6.62
4 ALT1	Bosch	Bosch	22OE	60	EA					\$21.12						
5	10.02.5013 BLADE, WIPER, 18", ANCO # 31-18			120	EA			No Bid		No Bid	No Bid	No Bid		\$3.54		\$4.66
5 ALT1	18" OTR PREMIUM METAL FRAME WIPER BLADE	OTR	OTRMF-1	120	EA								\$2.09			

BID 26-29 Transportation Parts & Supplies for Inventory & Catalog

Effective Dates: May 16, 2026 -May 15, 2027

Vendor Name	MAVICH	Sam Packs Five Star Ford	Advance Auto Parts and/or Carquest (Straus-Frank Enterprises, LLC)	Cummins Sales and Service (Cummins Inc)	Parts Authority LLC	PHOENIX MOBILE AIR INC	FleetPride	Southwest International Trucks	vehicle maintenance program	Buck's Wheel & Equipment Co.
Vendor Number	10282735	Not Set Up	10287245	Not set up	10289014	Not Set Up	10288266	13144000	4610	1295000
HUB	HUB	NONE	NONE	NONE	NONE	NONE	NONE	NONE	WBE	NONE
Texas Resident	YES	YES	NO	YES	NO	YES	YES	YES	NO	YES
	Total Price	Total Price	Total Price	Total Price	Total Price	Total Price	Total Price	Total Price	Total Price	Total Price

Line #	Description	Mfgr	Mfgno	QT	UO	Estimated	Unit	Unit	Unit	Unit	Unit	Unit	Unit	Unit	Unit	
10	10.01.0109 ABSORBER, REAR SHOCK, MONROE # 65522			2	EA			No Bid	No Bid	No Bid	\$77.34	No Bid	\$60.99		\$62.91	
10 ALT1	GAB SHOCKS	GABRIEL	A85082	2	EA									\$63.70		
10 ALT1	SuspensionPassiveAdjustableNoAdjustable CompressionNoAdjustable DampingNoAdjustable ReboundNoAdjustable Ride HeightNoBladder Heavy Duty Crimping Rings IncludedNoBladder Sleeve(s) IncludedNoBladder(s) IncludedNoBody ColorBlackBody Diameter2.36 inBody MaterialSteelBoot IncludedNoCoil Spring Insulator(s) IncludedNoColorGrayCompressed Length17.44 inDust Shield IncludedYesDust Shield MaterialSteelExtended Length28.5 inFinishPaintedGas ChargedYesGrade TypeCommercialHydraulic LockoutYesIncludes Bump StopNoInternal Rebound BumperNoInternal Rebound SpringNoLower Mount TypeLoop (Eyelet) Bushing and SleeveMounting Hardware IncludedNoPackage Contents1 Shock AbsorberPart Number441-85082Part TypeSuspension - Shock AbsorberRemote ReservoirNoReserve Tube Size1.57 inSafety Rating1Shaft MaterialSteelShock Absorber Body End Measuring PointCenter Of LoopShock Absorber Rod End Measuring PointCenter Of LoopShock Stroke11.06 inStrut Mount Insulator(s) IncludedNoTravel	DAYTON	441-85082	2	EA										\$78.07	
11	10.01.3031 Pads, Brake Front, 2015-2021 Ford Transit Part # MX1774			12	EA			\$73.92	\$33.37	No Bid	No Bid	No Bid	No Bid		\$47.34	

BID 26-29 Transportation Parts & Supplies for Inventory & Catalog

Effective Dates: May 16, 2026 -May 15, 2027

					Vendor Name	MAVICH	Sam Packs Five Star Ford	Advance Auto Parts and/or Carquest (Straus-Frank Enterprises, LLC)	Cummins Sales and Service (Cummins Inc)	Parts Authority LLC	PHOENIX MOBILE AIR INC	FleetPride	Southwest International Trucks	vehicle maintenance program	Buck's Wheel & Equipment Co.	
					Vendor Number	10282735	Not Set Up	10287245	Not set up	10289014	Not Set Up	10288266	13144000	4610	1295000	
					HUB	HUB	NONE	NONE	NONE	NONE	NONE	NONE	NONE	WBE	NONE	
					Texas Resident	YES	YES	NO	YES	NO	YES	YES	YES	NO	YES	
					Total Price	Total Price	Total Price	Total Price	Total Price	Total Price	Total Price	Total Price	Total Price	Total Price	Total Price	
Line #	Description	Mfgr	Mfgno	QT	UO	Estimated	Unit	Unit	Unit	Unit	Unit	Unit	Unit	Unit	Unit	
11 ALT1	SeriesSTOP™Friction MaterialSemi-MetallicFinishWith Titanium CoatingDust RatingHighHardware OptionIncludedWear Sensor OptionNot IncludedShims OptionWith Textured 3 Layer with Adhesive ShimChamfer OptionWith Straight ChamferSlot OptionWith Single Vertical SlotInner Pad Thickness16.49mm (0.65")Outer Pad Thickness16.49mm (0.65")Inner Pad Anti-Rattle ClipWithout Inner Pad Anti-Rattle ClipOuter Pad Anti-Rattle ClipWithout Outer Pad Anti-Rattle ClipInner Pad Hold Down ClipNot IncludedOuter Pad Hold Down ClipNot IncludedInner Pad Spring ClipNot IncludedOuter Pad Spring ClipNot IncludedFMSID1774-9004QuantitySold as Set	BENDIX	SMB1774	12	EA											\$28.95
11 ALT1	ProSpec by Bendix	ProSpec by	PS1774M	12	EA					\$32.99						
12	10.01.3032 BRAKE PAD KIT, BENDIX PART # K070796			36	EA		No Bid	No Bid	No Bid	No Bid	No Bid					\$109.77
12 ALT1	OTR PAD ABD22X, SK7, ADB22XLT	OTR	OTRD136	36	EA							\$78.80				
12 ALT1	Status:ActiveWeight:20.70Unit Pack:1Pallet Quantity:105UPC Code:884879698472Brand:EuclidMarketing Group:8 1/4" Width PadsFMSI:1369Backing Plate Width:8 1/4 in.Model:ADB22XApplication:All ApplicationsCopper Compliance Level:NBacking Plate Height:4 1/4 in.Lining Type:MegaGenuine/Aftermarket:AftermarketCaliper Type:Twin PistonType:ADBOEM:Knorr- Bremse (Bendix)VMRS Code:013-017-003	DAYTON	23VL1369	36	EA											\$111.11
12 ALT1	BRAKE PAD	FLEETRI	FLTADB1	36	EA								\$128.35			
13	10.01.3033 BRAKE PADS DISC, COLLINS 3.7, WAGNER PART # MX1775			12	EA		No Bid		No Bid	No Bid	No Bid	No Bid				\$66.09
13 ALT1	BRAKE PADS	Carquest	MKD1775	12	EA			\$24.99								
13 ALT1	ProSpec by Bendix	ProSpec by	PS1775M	12	EA					\$27.87						

BID 26-29 Transportation Parts & Supplies for Inventory & Catalog

Effective Dates: May 16, 2026 -May 15, 2027

Line #	Description	Mfgr	Mfgno	QT	UO	Estimated	Total Price Unit	Total Price Unit	Total Price Unit	Total Price Unit	Total Price Unit	Total Price Unit	Total Price Unit	Total Price Unit	Total Price Unit
20	10.01.4000 DRIER, AIR BENDIX PART # BX109477X			2	EA			No Bid	\$245.29	No Bid	No Bid	No Bid		\$301.88	\$194.02
20 ALT1	Base Air DryerAV065612K	DAYTON	AV065612	2	EA										\$219.33
20 ALT1	AIR DRYER 12V REPL F AD-IP	OTR	OTR0656	2	EA							\$295.52			
21	10.01.4001 LINK, DRAG STEERING GEAR ASSY BB, PART # 10004837			2	EA			No Bid	No Bid	No Bid	No Bid	No Bid	No Bid	No Bid	\$243.51
22	10.01.4010 VALVE, DRIER PURGE, # K022105			1	EA			No Bid	\$82.41	No Bid	No Bid	No Bid			\$28.37
22 ALT1	PURGE VALVE REPAIR KIT FOR AD-IS/A	OTR	OTR0221	1	EA							\$10.75			
22 ALT1	PURGE VALVE	FLEETRI	FLTBV21	1	EA								\$34.10		
22 ALT1	SpecificationsPart NumberAVE22105PPart TypeAir Brake Dryer Purge ValveSafety Rating1 Weight0.750000	DAYTON	AVE2210	1	EA										\$40.04
23	10.01.4011 VALVE, AUTOMATIC DRAIN, # 281923			1	EA			No Bid	No Bid	No Bid	No Bid	No Bid			\$34.79
23 ALT1	DRAIN VALVE	FLEETRI	FLTBV19	1	EA									\$11.16	
23 ALT1	DRAIN VALVE MODEL 2 REPLACEMENT	POWER P	281923P	1	EA							\$14.83			
23 ALT1	SpecificationsPart NumberAV281923Part TypeAir Brake Reservoir Drain ValveSafety Rating9 Weight1.100000	DAYTON	AV28192	1	EA										\$39.69
23 ALT1	Dorman	Dorman	674-3113	1	EA					\$1,984.92					
24	10.01.4023 SPRING, BRAKE, TYPE 30, FLEETRIT PART # FLT3030LCB20			12	EA			No Bid		No Bid	No Bid	No Bid		\$59.35	\$52.97
24 ALT1	3030 COMBINATION BRAKE, LONG STROKE 2 YEAR WARRANTY	OTR	OTR3030	12	EA								\$49.93		
24 ALT1	SpecificationsAir Port Thread Diameter3/8 inBrake SystemUniversalBrake TypeDrumChamber DesignDouble Diaphragm - Welded ClevisChamber TypeCombo L/SDiaphragm Diameter7 7/8 inInlet Port Clocking90Mounting Hardware IncludedYesMounting Stud Quantity2Package Contents(1) Air Chamber, (2) Hex Nuts, (2) Lock Washers, (2) Clevis Pins, (2) Cotter PinsParking TypeT30Part Number3030CLEWPart TypeAir Brake ChamberPushrod Stroke3.00 inRam Stroke3 inSafety Rating9Service Diaphragm Diameter7.88 inService TypeT30Weight9.600000	DAYTON	3030CLE	12	EA										\$90.99
24 ALT1	SPRING, BRAKE	Hallex	GC3030L	12	EA				\$124.04						

BID 26-29 Transportation Parts & Supplies for Inventory & Catalog

Effective Dates: May 16, 2026 -May 15, 2027

						Vendor Name	MAVICH	Sam Packs Five Star Ford	Advance Auto Parts and/or Carquest (Straus-Frank Enterprises, LLC)	Cummins Sales and Service (Cummins Inc)	Parts Authority LLC	PHOENIX MOBILE AIR INC	FleetPride	Southwest International Trucks	vehicle maintenance program	Buck's Wheel & Equipment Co.
						Vendor Number	10282735	Not Set Up	10287245	Not set up	10289014	Not Set Up	10288266	13144000	4610	1295000
						HUB	HUB	NONE	NONE	NONE	NONE	NONE	NONE	NONE	WBE	NONE
						Texas Resident	YES	YES	NO	YES	NO	YES	YES	YES	NO	YES
						Estimated	Total Price Unit	Total Price Unit	Total Price Unit	Total Price Unit	Total Price Unit	Total Price Unit	Total Price Unit	Total Price Unit	Total Price Unit	Total Price Unit
25	10.01.5031 WASHER PUMP, Universal, # 5-741			1	EA			No Bid		No Bid	No Bid	No Bid	No Bid		No Bid	\$10.77
25 ALT1	WASHER PUMP	ACI	177690	1	EA				\$15.92							
26	10.01.5033 MANIFOLD, BB AIR, BENDIX PART # 5013894			1	EA			No Bid		No Bid	No Bid	No Bid	No Bid	\$119.22	\$170.00	\$130.88
26 ALT1	MANIFOLD	Dorman	615-188	1	EA				\$222.51							
27	10.01.6000 HOSE, BLUEBIRD BRAKE HOSE, REAR, PART 00991653			2	EA			No Bid	No Bid	No Bid	No Bid	No Bid	No Bid		No Bid	\$34.01
28	10.01.6001 HOSE, 42" AIR BRAKE, IH PART #16342P			2	EA			No Bid	No Bid	No Bid	No Bid	No Bid			No Bid	\$11.52
28 ALT1	1/2 X 42" AB HOSE 3/8" ENDS"	POWER P	RH16342	2	EA								\$7.49			
29	10.01.6002 HOSE, FRONT BRAKE, IH PART # 459019C1			12	EA			No Bid	No Bid	No Bid	No Bid	No Bid			No Bid	\$25.89
29 ALT1	24" Rubber Swivel Air Brake Hose Assembly - 1/2" ID	POWER P	RH16324	12	EA								\$6.20			
30	10.01.6003 HOSE, AIR COMPRESSOR, BB PART # 1024975			2	EA			No Bid	No Bid	No Bid	No Bid	No Bid	No Bid		No Bid	\$214.15
31	10.01.7001 COMPRESSOR, Z LUNG AIR, BENDIX #BX107514X			1	EA			No Bid	No Bid	No Bid	No Bid	No Bid			No Bid	\$632.55
31 ALT1	TF-750 AIR COMPRESSOR - BENDIX - REMAN	BENDIX	107514X	1	EA								\$429.00			
32	10.01.9017 GOVERNOR, DV-2, BENDIX # 275491			8	EA			No Bid		No Bid	No Bid	No Bid				\$14.62
32 ALT1	MODEL 2 TYPE GOVERNOR 105-120 PSI	POWER P	275491P	8	EA								\$8.69			
32 ALT1	SpecificationsPart NumberAV275491Part TypeAir Brake Compressor GovernorSafety Rating1Weight1.200000	DAYTON	AV27549	8	EA										\$19.99	
32 ALT1	GOVERNOR	FLEETRI	FLTBV54	8	EA									\$20.05		
32 ALT1	GOVERNOR	Haldex	KN18530	8	EA				\$31.99							
33	10.01.9020 VALVE, PARK BRAKES, BENDIX PART # 5004770			4	EA			No Bid	No Bid	No Bid	No Bid	No Bid			\$215.00	\$114.26
33 ALT1	PP-DC CONTROL VALVE	OTR	OTR0656	4	EA								\$16.28			
33 ALT1	BX065661	AUTOMA	17006566	4	EA									\$101.23		
34	10.01.9022 VALVE, BB MODULATING, BENDIX # K021557			1	EA			No Bid	No Bid	No Bid	No Bid	No Bid	\$243.29			\$176.57
34 ALT1	MAD VALVE	AUTOMA	170K0215	1	EA									\$178.77		
34 ALT1	SpecificationsPart NumberAVK021557Part TypeAir Brake Spring Brake Modulating ValveSafety Rating1Weight3.050000	DAYTON	AVK0215	1	EA										\$209.11	
35	10.01.9039 VALVE, PARK BRAKE, BENDIX PART # BX800142			2	EA			No Bid	No Bid	No Bid	No Bid	No Bid			\$165.00	\$95.35
35 ALT1	PP-DC VALVE	OTR	OTR8001	2	EA								\$22.64			
35 ALT1	PARK VALVE	AUTOMA	17080014	2	EA									\$96.53		
36	10.01.9040 VALVE, BB AIR TANK CHECK - PART# BBB-1344183			1	EA			No Bid	No Bid	No Bid	No Bid	No Bid	No Bid		No Bid	\$51.28

BID 26-29 Transportation Parts & Supplies for Inventory & Catalog

Effective Dates: May 16, 2026 -May 15, 2027

						Vendor Name	MAVICH	Sam Packs Five Star Ford	Advance Auto Parts and/or Carquest (Straus-Frank Enterprises, LLC)	Cummins Sales and Service (Cummins Inc)	Parts Authority LLC	PHOENIX MOBILE AIR INC	FleetPride	Southwest International Trucks	vehicle maintenance program	Buck's Wheel & Equipment Co.
						Vendor Number	10282735	Not Set Up	10287245	Not set up	10289014	Not Set Up	10288266	13144000	4610	1295000
						HUB	HUB	NONE	NONE	NONE	NONE	NONE	NONE	NONE	WBE	NONE
						Texas Resident	YES	YES	NO	YES	NO	YES	YES	YES	NO	YES
						Total Price	Total Price	Total Price	Total Price	Total Price	Total Price	Total Price	Total Price	Total Price	Total Price	Total Price
Line #	Description	Mfgr	Mfgno	QT	UO	Estimated	Unit	Unit	Unit	Unit	Unit	Unit	Unit	Unit	Unit	Unit
37	10.02.4630 THERMOSTAT, 8.1, ACDELCO PART # 122559575			3	EA			No Bid	No Bid	No Bid	No Bid	No Bid	No Bid		No Bid	\$20.71
37 ALT1	UPC:36666963472Material:Stainless SteelHeight (in):2-3/16 InchHeight (mm):56mmHardware Included:NoUnit of Measure:EachTemperature (Deg F):195 DegreeJiggle Pin Included:NoGasket Or Seal Included:YesTemperature (Deg C):90.5 DegreeGasket Material:Rubber	AC DELC	131-121	3	EA										\$15.49	
38	10.02.4631 THERMOSTAT SEAL 8.1, 24577118 GM			1	EA			No Bid	No Bid	No Bid	No Bid	No Bid	No Bid		No Bid	\$6.95
38 ALT1	Motorad	MotoRad	MG92EA	1	EA					\$0.75						
39	10.02.4632 THERMOSTAT V10 6.8 MURRAY PART # MU55779			2	EA			No Bid		No Bid	No Bid	No Bid	No Bid		No Bid	\$19.54
39 ALT1	Motorad	MotoRad	5228-195	2	EA					\$11.94						
39 ALT1	THERMOSTAT	Motorad U	5228-195	2	EA				\$15.31							
40	10.02.4633 THERMOSTAT V10 6.8 ORING FELPRO PART # 35489			2	EA			No Bid	\$9.57	No Bid	\$5.93	No Bid			No Bid	\$9.43
40 ALT1	THERMOSTAT 6.8 ORING	GATES	33671	2	EA							\$2.89				
41	10.02.4640 GASKET, CROSSOVER PIPE, BB 6.8L, MS96687			1	EA			No Bid	\$24.40	No Bid	\$27.54	No Bid	No Bid		No Bid	\$33.76
42	10.02.4707 CAP, RADIATOR, 16lb, Murray part # 7016			4	EA			No Bid		No Bid	No Bid	No Bid	No Bid			\$7.14
42 ALT1	Gates	Gates	31528	4	EA					\$4.23						
42 ALT1	Cap Depth: 1.18 inCap Depth: 29.97 mmType: StandardFiller Neck Outside Diameter: 1.97 inFiller Neck Outside Diameter: 50.04 mmMaximum Pressure: 16 PSIFiller Neck Inside Diameter: 1.53 inFiller Neck Inside Diameter: 38.86 mmFiller Neck Height: 0.75 inFiller Neck Height: 19.05 mmGrade Type: Standard ReplacementCap Finish: SilverMaterial: Stainless SteelMaterial: RubberAttachment Type: Cam onWidth: 2.36 inWidth: 59.94 mmShape: RoundColor: SilverValve Outside Diameter: 1.53 inValve Outside Diameter: 38.86 mmShell Outside Diameter: 2.36 inShell Outside Diameter: 59.94 mmFiller Neck Depth: 29.97 mmFiller Neck Depth: 1.18 inHeight: 1.14 inHeight: 28.96 mmQuick Pressure Release: NoPressure Rating: 16 PSILever Type: NoVented: YesCoolant Recovery System YES	MOTORA	T-16	4	EA											\$4.44
42 ALT1	RADIATOR	Carquest	10230	4	EA				\$8.88							

BID 26-29 Transportation Parts & Supplies for Inventory & Catalog

Effective Dates: May 16, 2026 -May 15, 2027

					Vendor Name	MAVICH	Sam Packs Five Star Ford	Advance Auto Parts and/or Carquest (Straus-Frank Enterprises, LLC)	Cummins Sales and Service (Cummins Inc)	Parts Authority LLC	PHOENIX MOBILE AIR INC	FleetPride	Southwest International Trucks	vehicle maintenance program	Buck's Wheel & Equipment Co.	
					Vendor Number	10282735	Not Set Up	10287245	Not set up	10289014	Not Set Up	10288266	13144000	4610	1295000	
					HUB	HUB	NONE	NONE	NONE	NONE	NONE	NONE	NONE	WBE	NONE	
					Texas Resident	YES	YES	NO	YES	NO	YES	YES	YES	NO	YES	
					Estimated	Total Price Unit	Total Price Unit	Total Price Unit	Total Price Unit	Total Price Unit	Total Price Unit	Total Price Unit	Total Price Unit	Total Price Unit	Total Price Unit	Total Price Unit
43	10.02.4708 CAP, COOLANT TANK, #7046			1	EA		No Bid		No Bid	No Bid	No Bid	No Bid		No Bid	<u>\$10.59</u>	
43 ALT1	Motorad	MotoRad	T46	1	EA					\$11.51						
43 ALT1	COOLANT TANK	Carquest	10248	1	EA			\$13.66								
44	10.02.4746 CAP, PROPANE FUEL, PART# CLFMFC-0002R			3	EA		No Bid	No Bid	No Bid	No Bid	No Bid	No Bid		No Bid	<u>\$19.75</u>	
45	10.02.5033 BOTTLE, BB WASHER, BB PART # 58345			6	EA		No Bid	No Bid	No Bid	No Bid	No Bid	No Bid		No Bid	<u>\$37.19</u>	
46	10.02.5036 Group 31, Multi-Battery Cable Assembly, Positive, Part # 04364			10	EA		No Bid	No Bid	No Bid	\$34.89	No Bid			No Bid	\$33.76	
46 ALT1	2/0 BATTERY HARNESS CABLE 14" RED	POWER P	EL795364	10	EA							<u>\$31.87</u>				
46 ALT1	POS BATT CABLE	AUTOMA	1782021R	10	EA								\$34.25			
47	10.02.5037 Group 31, Multi-Battery Cable Assembly, Negative, Part # 04365			10	EA		No Bid	No Bid	No Bid	\$34.89	No Bid			No Bid	\$33.76	
47 ALT1	2/0 BATTERY HARNESS CABLE 14" BLACK	POWER P	EL795365	10	EA							<u>\$31.87</u>				
47 ALT1	NEG BATT CABLE	AUTOMA	1782021B	10	EA								\$34.25			
48	10.02.6802 MIRROR, ROSCO PART # 2365			2	EA		No Bid	No Bid	No Bid	No Bid	No Bid	No Bid	<u>\$47.99</u>	\$50.02	\$53.51	
49	10.02.6809 MIRROR VISOR, LITE PART # ML6630602			2	EA		No Bid	No Bid	No Bid	No Bid	No Bid	No Bid	<u>\$44.16</u>	\$50.95	\$48.17	
50	10.02.6810 MIRROR, HEAD ROSCO PART # 8180G			2	EA		No Bid	No Bid	No Bid	No Bid	No Bid	No Bid	<u>\$301.85</u>	\$351.25	\$338.04	
51	10.02.6811 MIRROR, OVERHEAD INSIDE, ROSCO PART # 62-3004-1			2	EA		No Bid	No Bid	No Bid	No Bid	No Bid	No Bid		\$63.74	<u>\$45.41</u>	
52	10.02.6813 MIRROR, CAT EYE HEAD FOR BB PART # 10018926BBB			4	EA		No Bid	No Bid	No Bid	No Bid	No Bid	No Bid		No Bid	<u>\$84.43</u>	
53	10.02.6814 MIRROR, PASS SIDE ARM ASSY, PART # RASY2258			2	EA		No Bid	No Bid	No Bid	No Bid	No Bid	No Bid	<u>\$175.12</u>		\$185.64	
54	10.04.1000 CYLINDER, DOOR ASSY BB, PART # 10001867			1	EA		No Bid	No Bid	No Bid	No Bid	No Bid	No Bid		No Bid	<u>\$666.31</u>	
55	10.04.1001 CYLINDER ENTRANCE DOOR VALVE, BB 10004776			1	EA		No Bid	No Bid	No Bid	No Bid	No Bid	No Bid		No Bid	<u>\$258.67</u>	
56	10.04.1207 HANDLE, EMERGENCY EXIT, BLUEBIRD PART # 10001194			5	EA		No Bid	No Bid	No Bid	No Bid	No Bid	No Bid		No Bid	<u>\$32.88</u>	
57	10.04.1208 LATCH, EMERGENCY KIT, BB PART # 10036431			5	EA		No Bid	No Bid	No Bid	No Bid	No Bid	No Bid		No Bid	<u>\$132.91</u>	
58	10.04.1209 LATCH, EMERGENCY KIT, BB PART # 10036432			4	EA		No Bid	No Bid	No Bid	No Bid	No Bid	No Bid		No Bid	<u>\$132.91</u>	
59	10.04.1211 HANDLE, EMERGENCY WINDOW, INT PART # 2205542C2			1	EA		No Bid	No Bid	No Bid	No Bid	No Bid	No Bid		No Bid	<u>\$118.04</u>	
60	10.04.1220 RELAY KIT, 60/80a 12Volt Waterproof Automotive Relay with Pigtail 5-Pin SPDT Bosch style Heavy Duty			1	EA		No Bid	No Bid	No Bid	No Bid	No Bid	No Bid		No Bid	<u>\$10.02</u>	

BID 26-29 Transportation Parts & Supplies for Inventory & Catalog

Effective Dates: May 16, 2026 -May 15, 2027

						Vendor Name	MAVICH	Sam Packs Five Star Ford	Advance Auto Parts and/or Carquest (Straus-Frank Enterprises, LLC)	Cummins Sales and Service (Cummins Inc)	Parts Authority LLC	PHOENIX MOBILE AIR INC	FleetPride	Southwest International Trucks	vehicle maintenance program	Buck's Wheel & Equipment Co.	
						Vendor Number	10282735	Not Set Up	10287245	Not set up	10289014	Not Set Up	10288266	13144000	4610	1295000	
						HUB	HUB	NONE	NONE	NONE	NONE	NONE	NONE	NONE	WBE	NONE	
						Texas Resident	YES	YES	NO	YES	NO	YES	YES	YES	NO	YES	
						Total Price	Total Price	Total Price	Total Price	Total Price	Total Price	Total Price	Total Price	Total Price	Total Price	Total Price	Total Price
Line #	Description	Mfgr	Mfgno	QT	UO	Estimated	Unit	Unit	Unit	Unit	Unit	Unit	Unit	Unit	Unit	Unit	
61	10.04.1222 RELAY, AERO-FLASHER TYCO PART# V23234-A0001-X032, **NO SUB**			11	EA			No Bid	No Bid	No Bid	No Bid	No Bid	No Bid		No Bid	\$4.71	
62	10.04.1224 SWITCH, A/C, CUTLER-HAMMER PART # 40-001, 10031765, AC-32-10916			4	EA			No Bid	No Bid	No Bid	No Bid	No Bid	No Bid		No Bid	\$37.83	
62 ALT1	10.04.1224 SWITCH, A/C, CUTLER-HAMMER PART # 40-001, 10031765, AC-32-10916	omega	32-10916	4	EA										\$33.33		
63	10.04.1229 RELAY, FUEL PUMP BB - ACDELCO PART # 19116058			13	EA			No Bid		No Bid	\$9.22	No Bid	No Bid		\$12.15	\$3.73	
63 ALT1	UPC:707773495131Terminal Type:BladeTerminal Gender:MaleUnit of Measure:EachVoltage (V):12 VoltNumber Of Terminals:5	AC DELCO	D1780C	13	EA										\$12.15		
63 ALT1	FUEL PUMP	Carquest	RAA1241	13	EA				\$19.24								
64	10.04.1230 RELAY, BB PART # 1746387,			7	EA			No Bid	No Bid	No Bid	No Bid	No Bid	No Bid		No Bid	\$5.85	
65	10.04.1231 SWITCH, ACC HI PRESSURE, PART # 08813921A,			5	EA			No Bid	No Bid	No Bid	No Bid	No Bid	No Bid		\$20.00	\$32.05	
66	10.04.1232 SWITCH, ACC LOW PRESSURE, PART # 08813961A,			4	EA			No Bid	No Bid	No Bid	No Bid	No Bid	No Bid		\$14.14	\$34.19	
67	10.04.1233 RELAY, 4 PRONG, 80A/14VDC, PART # BBB79077;			10	EA			No Bid	No Bid	No Bid	No Bid	No Bid	No Bid		\$8.01	\$12.13	
68	10.04.1234 SWITCH, AC LOW PRESSURE, PART # 08813963A			1	EA			No Bid	No Bid	No Bid	No Bid	No Bid	No Bid		\$20.11	\$36.56	
69	10.04.1822 SOLENOID, PART # BWE SW-7005			2	EA			No Bid	No Bid	No Bid	No Bid	No Bid	No Bid		No Bid	\$39.80	
70	10.04.1825 SOLENOID, 4 POST 100AMP, PART # SW7007			4	EA			No Bid	No Bid	No Bid	No Bid	No Bid	No Bid		No Bid	\$75.03	
71	10.04.2621 SWITCH, TURN SIGNAL BB, BENDIX PART # K034338			1	EA			No Bid	No Bid	No Bid	No Bid	No Bid	\$192.07	\$194.93	\$227.00	\$310.03	
72	10.04.3003 SWITCH, BRAKE LIGHT, MOTORCRAFT PART # 8TZ13480-A			2	EA			No Bid	No Bid	No Bid	No Bid	No Bid	No Bid		No Bid	\$10.65	
73	10.04.3114A HORN, UNIVERSAL, PART# 72002, 315-2T, 385-2T			2	EA			No Bid	\$21.99	No Bid	No Bid	No Bid			No Bid	\$15.45	
73 ALT1	HORN	AUTOMA	5621322	2	EA										\$10.99		
73 ALT1	HORN 12V/500HZ-HI-OE STYLE UNIV 130 DB	FIAMM	72102	2	EA							\$13.60					
74	10.04.3119 HORN, CONTACT, BB BENDIX PART # K034343			2	EA			No Bid	No Bid	No Bid	No Bid	No Bid	No Bid		\$25.12	\$40.33	
75	10.04.3400 Tire Pressure Monitor Sensor, AC Delco Part # 13598771,			19	EA			No Bid	No Bid	No Bid	\$49.16	No Bid			No Bid	\$26.60	
75 ALT1	Tire Pressure Monitor Sensor	DORMAN	974-009	19	EA							\$39.00					
76	10.04.3403 CONNECTOR, COOLANT SENSOR #S724, PT5654, 10022164			1	EA			No Bid		No Bid	\$10.32	No Bid	No Bid	\$60.79	No Bid	\$13.96	
76 ALT1	COOLANT SENSOR	Carquest	\$31.91	1	EA				\$31.91								

BID 26-29 Transportation Parts & Supplies for Inventory & Catalog

Effective Dates: May 16, 2026 -May 15, 2027

					Vendor Name	MAVICH	Sam Packs Five Star Ford	Advance Auto Parts and/or Carquest (Straus-Frank Enterprises, LLC)	Cummins Sales and Service (Cummins Inc)	Parts Authority LLC	PHOENIX MOBILE AIR INC	FleetPride	Southwest International Trucks	vehicle maintenance program	Buck's Wheel & Equipment Co.	
					Vendor Number	10282735	Not Set Up	10287245	Not set up	10289014	Not Set Up	10288266	13144000	4610	1295000	
					HUB	HUB	NONE	NONE	NONE	NONE	NONE	NONE	NONE	WBE	NONE	
					Texas Resident	YES	YES	NO	YES	NO	YES	YES	YES	NO	YES	
					Total Price	Total Price	Total Price	Total Price	Total Price	Total Price	Total Price	Total Price	Total Price	Total Price	Total Price	Total Price
Line #	Description	Mfg	Mfgno	QT	UO	Estimated	Unit	Unit	Unit	Unit	Unit	Unit	Unit	Unit	Unit	Unit
77	10.04.3410 SENSOR, COOLANT, BLUE BIRD PART # 10062389, NO SUB			8	EA		No Bid	No Bid	No Bid	No Bid	No Bid	No Bid		No Bid		\$129.97
78	10.04.3413 SENSOR, 8.1 KNOX, ACDELCO PART # 12591312, 213-2829			4	EA		No Bid	No Bid	No Bid	\$41.63	No Bid	No Bid				\$66.01
78 ALT1	SENSOR, 8.1 KNOX,	omega	ks0066	4	EA											\$28.01
79	10.04.3416 SENSOR, OXYGEN, 6.8L, FRONT, MOTORCRAFT #DY1185, 234-5113			1	EA		\$50.93	\$115.52	No Bid	\$88.84	No Bid	No Bid		No Bid		\$108.71
80	10.04.3417 SENSOR, KNOCK PIGTRAIL 8.1 BB, ACDELCO PART # 15306376, S1214			2	EA		No Bid		No Bid	\$17.81	No Bid	No Bid		No Bid		\$28.17
80 ALT1	SENSOR	Carquest	PTA1193	2	EA			\$18.99								
81	10.04.3418 MODULE BODY CONTROL, 8.1, PART # 10017418			2	EA		No Bid	No Bid	No Bid	No Bid	No Bid	No Bid		No Bid		\$1,218.77
82	10.04.3419 SENSOR, OXYGEN, 6.8L, REAR, MOTORCRAFT # DY1181, 234-4576			2	EA		\$96.25		No Bid	\$41.63	No Bid	No Bid		No Bid		\$44.56
82 ALT1	SENSOR	Bosch	18070	2	EA			\$28.53								
83	10.04.3420 SENSOR, OXYGEN, 8.8L, 15894			1	EA		No Bid	\$48.77	No Bid	\$43.32	No Bid	No Bid		No Bid		\$65.81
83 ALT1	SENSOR, OXYGEN, 8.8L, 15	omega	OS0101	1	EA											\$30.33
84	10.04.3802 HOUSING, A/C BLOWER, OMEGA PART # 26-19912			2	EA		No Bid	No Bid	No Bid	No Bid	\$139.34	No Bid		\$102.01		\$84.32
84 ALT1	Four Seasons	Four Seas	76925	2	EA					\$119.17						
84 ALT1	BLOWER MOTOR	SUNAIR	BMA-100	2	EA								\$164.48			
85	10.04.3807 Fitting, Female O-Ring w/no service port 8X10 Part # 35-AN11316C			3	EA		No Bid	No Bid	No Bid	No Bid	No Bid	No Bid		No Bid		
86	10.04.3809 VALVE, EXPANSION A/C, OEMGA PART # 31-30956			2	EA		No Bid		No Bid	No Bid	\$26.07			\$16.06		\$12.91
86 ALT1	UAC Air conditioning	UAC	EX9449C	2	EA					\$14.79						
86 ALT1	EXP VALVE	SUNAIR	EXV-1012	2	EA								\$18.32			
86 ALT1	Expansion valve	OTR	OTREX102	2	EA							\$19.99				
86 ALT1	VALVE	Carquest	T38879	2	EA			\$38.29								
87	10.04.3810 DRIER, A/C WITH SITE GLASS, WORLD SERIES #WSG164MOI, #37-10871			1	EA		No Bid	No Bid	No Bid	No Bid	\$27.50	No Bid		\$16.16		\$14.53
87 ALT1	GPD air conditioning	GPD	1412015	1	EA					\$16.72						
87 ALT1	DRIER A/C	SINAIR	ARD-107	1	EA								\$24.48			
88	10.04.3811 COMPRESSOR, A/C, OMEGA 20-46011-HP,			7	EA		No Bid	No Bid	No Bid	No Bid	\$278.30			\$200.00		\$197.33
88 ALT1	UAC Air conditioning	UAC	CO4489C	7	EA					\$177.57						
88 ALT1	COMPRESSOR A/C	SINSIR	CO-62020	7	EA								\$178.86			
88 ALT1	Valeo Compressor	Valeo	10356011	7	EA							\$279.99				
89	10.04.3812 FITTING, A/C, OMEGA PART # 35-AN1304-1			6	EA		No Bid	No Bid	No Bid	No Bid	No Bid	No Bid		No Bid		\$28.01

BID 26-29 Transportation Parts & Supplies for Inventory & Catalog

Effective Dates: May 16, 2026 -May 15, 2027

						Vendor Name	MAVICH	Sam Packs Five Star Ford	Advance Auto Parts and/or Carquest (Straus-Frank Enterprises, LLC)	Cummins Sales and Service (Cummins Inc)	Parts Authority LLC	PHOENIX MOBILE AIR INC	FleetPride	Southwest International Trucks	vehicle maintenance program	Buck's Wheel & Equipment Co.	
						Vendor Number	10282735	Not Set Up	10287245	Not set up	10289014	Not Set Up	10288266	13144000	4610	1295000	
						HUB	HUB	NONE	NONE	NONE	NONE	NONE	NONE	NONE	WBE	NONE	
						Texas Resident	YES	YES	NO	YES	NO	YES	YES	YES	NO	YES	
						Estimated	Total Price Unit	Total Price Unit	Total Price Unit	Total Price Unit	Total Price Unit	Total Price Unit	Total Price Unit	Total Price Unit	Total Price Unit	Total Price Unit	Total Price Unit
90	10.04.3815 FILTER, A/C, RECYCLE, SNAP-ON PART # EEAC325A1, 34724			2	EA		No Bid	\$94.99	No Bid	No Bid	No Bid				No Bid	\$105.51	
90 ALT1	SPIN-ON FILTER-DRIER, 17 & 34 RECYLERS	BOSCH	34724	2	EA							\$74.50					
91	10.04.3817 MOTOR, FLUSH MOUNT A/C BLOWER, PART (26-19936)			4	EA		No Bid	No Bid	No Bid	No Bid	\$188.00	\$243.80		\$115.55	\$153.95		
91 ALT1	GPD Air conditioning	GPD	2311755	4	EA					\$115.32							
92	10.04.3819 KNOB, A/C FAN CONTROL, OMEGA PART # 28-51602			13	EA		No Bid	No Bid	No Bid	No Bid	\$1.32	\$4.33		No Bid	\$1.51		
92 ALT1	KNOB	SINAIR	MC-1378	13	EA								\$2.25				
93	10.04.3820 KNOB, A/C FAN CONTROL, OMEGA PART #28-51601			12	EA		No Bid	No Bid	No Bid	No Bid	\$1.32	No Bid		No Bid	\$1.51		
93 ALT1	KNOB A/C FAN	SUNAIR	MC-1377	12	EA								\$2.29				
94	10.04.3825 FITTING, #10 90 DEGREE WITH SERVICE PORT, PART # 35-EZ1323-3			5	EA		No Bid	No Bid	No Bid	No Bid	\$30.16	No Bid		No Bid	\$38.72		
95	10.04.3826 FITTING, #6 90 DEGREES WITH SERVICE PORT, PART # 35-EZ1326-3			4	EA		No Bid	No Bid	No Bid	No Bid	\$30.63	No Bid		No Bid	\$27.84		
96	10.04.3827 FITTING, #8 A/C EZ SPLICE, PART# 35-EZ6102			4	EA		No Bid	No Bid	No Bid	No Bid	\$15.60	\$18.99		No Bid	\$14.56		
97	10.04.3828 FITTING, #10 A/C EZ SPLICE, PART# 35-EZ6103			11	EA		No Bid	No Bid	No Bid	No Bid	\$15.49	\$28.99		No Bid	\$14.08		
98	10.04.3829 FITTING, #10, 90 DEGREE W/ SERVICE PORT ATCO# AN1326-3			2	EA		No Bid	No Bid	No Bid	No Bid	\$22.85	No Bid		No Bid	\$17.74		
99	10.04.3830 PULLEY, AIR COMPR. BB PART # 10018273			4	EA		No Bid	No Bid	No Bid	No Bid	No Bid	No Bid		No Bid	\$184.91		
100	10.04.3831 TENSIONER, BB 2011-12 ENGINE, PART#10003293, Dayco 89241			2	EA	\$56.24	No Bid	\$43.69	No Bid	No Bid	No Bid	\$48.99			\$44.84		
100 ALT1	tensioner	goodyear	55424	2	EA									\$31.66			
100 ALT1	Gates	Gates	38104	2	EA				\$47.13								
100 ALT1	TENSIONER	CONTINE	816.49245	2	EA								\$50.51				
101	10.04.3832 PULLEY, 2011 ENG IDLER, DAYCO PART # 89105, Gates 36095			3	EA	\$48.42	No Bid	\$33.41	No Bid	\$34.58	No Bid	\$38.50		No Bid	\$30.90		
101 ALT1	PULLEY	CONTINE	81649102	3	EA								\$33.32				
102	10.04.3833 TENSIONER, BBIRD COMPRESSOR, DAYCO #89312, Gates 38171			1	EA	\$63.21	No Bid	\$39.41	No Bid	\$49.74	No Bid	\$47.99		No Bid	\$35.63		
102 ALT1	TENSIONER	CONTINE	81649001	1	EA								\$36.07				
103	10.04.3834 TENSIONER, BB 2011 DAYCO PART # 89430, Gates 38256			2	EA	\$131.54	No Bid	No Bid	No Bid	\$128.68	No Bid	\$149.99		\$99.99	\$176.24		
103 ALT1	Tensioner Belt Dayco	dayco	89440	2	EA							\$149.99					

BID 26-29 Transportation Parts & Supplies for Inventory & Catalog

Effective Dates: May 16, 2026 -May 15, 2027

					Vendor Name	MAVICH	Sam Packs Five Star Ford	Advance Auto Parts and/or Carquest (Straus-Frank Enterprises, LLC)	Cummins Sales and Service (Cummins Inc)	Parts Authority LLC	PHOENIX MOBILE AIR INC	FleetPride	Southwest International Trucks	vehicle maintenance program	Buck's Wheel & Equipment Co.
					Vendor Number	10282735	Not Set Up	10287245	Not set up	10289014	Not Set Up	10288266	13144000	4610	1295000
					HUB	HUB	NONE	NONE	NONE	NONE	NONE	NONE	NONE	WBE	NONE
					Texas Resident	YES	YES	NO	YES	NO	YES	YES	YES	NO	YES
					Estimated	Total Price Unit	Total Price Unit	Total Price Unit	Total Price Unit	Total Price Unit	Total Price Unit	Total Price Unit	Total Price Unit	Total Price Unit	Total Price Unit
Line #	Description	Mfgr	Mfgno	QT	UO	Estimated	Unit	Unit	Unit	Unit	Unit	Unit	Unit	Unit	Unit
104	10.04.3835 FITTING, #10 A/C W/SERV. PORT, PART # 35EZ6103-3			2	EA		No Bid	No Bid	No Bid	No Bid	\$42.30	\$35.99		No Bid	\$35.35
105	10.04.3836 COMPRESSOR, BB PAD MOUNT A/C, PART# 08814234A, 11127192A, 103-67260			6	EA		No Bid	No Bid	No Bid	No Bid	\$417.79	\$465.01		\$225.25	\$233.33
105 ALT1	COMPRESSOR	SUNAIR	CO-6313	6	EA								\$212.41		
105 ALT2	GPD air conditioning	GPD	6512833	6	EA					\$311.37					
106	10.04.3837 DRIER, BB 2012 A/C PART# 11132578A,			4	EA		No Bid	No Bid	No Bid	No Bid	No Bid	No Bid		No Bid	\$175.97
107	10.04.3840 FITTING, ELBOW 90 DEGREE, PART # 08816616C			2	EA		No Bid	No Bid	No Bid	No Bid	No Bid	No Bid			\$13.45
108	10.04.3841 MOTOR, REAR HEATER BLOWER BB PART # 26-19902			4	EA		No Bid	No Bid	No Bid	No Bid	\$146.37			\$69.69	\$73.33
108 ALT1	GPD Air Conditioning	GPD	2311730	4	EA					\$61.78					
108 ALT2	BLOWER MOTOR	SUNAIR	BMA-100	4	EA								\$92.57		
108 ALT3	Blower	OTR	otrhh1003	4	EA							\$149.25			
109	10.04.3842 ACCUMULATOR BB, PART #OMEGA 37-23223, 33150			2	EA		No Bid	\$31.42	No Bid	No Bid	No Bid			\$16.95	\$17.19
109 ALT1	UAC Air conditioning	UAC	RD5041C	2	EA					\$14.64					
109 ALT2	ACCUMULATOR	SUNAIR	ARD-109	2	EA								\$19.96		
109 ALT3	Accumulator	OTR	OTRRD1	2	EA							\$45.75			
110	10.04.3843 PULLEY, BELT IDLER FORD BB, MOTORCRAFT PART # YS-322, 36785			2	EA		\$129.80	No Bid	No Bid	No Bid	No Bid	No Bid		\$90.00	\$130.39
110 ALT1	Gates	Gates	36785	2	EA					\$114.89					
111	10.04.3844 CLAMPS, YELLOW AC, PART # 41-1310			80	EA		No Bid	No Bid	No Bid	No Bid	No Bid	No Bid		\$2.75	\$4.25
112	10.04.3845 PAN, REAR DRAIN A/C BB, PART # 1623044A1003A AC			2	EA		No Bid	No Bid	No Bid	No Bid	No Bid	No Bid		No Bid	\$241.52
113	10.04.3846 MOTOR BLOWER MOTOR BB REAR, PART # 8566-0009			4	EA		No Bid	No Bid	No Bid	No Bid	No Bid			\$69.02	\$54.67
113 ALT1	BLOWER MOTOR	SUNAIR	BM-1069	4	EA								\$70.12		
113 ALT2	HVAC Blower Motor	OMEGA	26-R4322	4	EA							\$103.33			
114	10.04.3847 MOTOR, REAR BLOWER BB, PART # 26-19904 AC			6	EA		No Bid	No Bid	No Bid	No Bid	\$174.43	No Bid		\$111.11	\$68.05
114 ALT1	GPD Air Conditioning	GPD	2311796	6	EA					\$138.95					
114 ALT2	BLOWER MOTOR	SUN AIR	BMA-101	6	EA								\$186.28		
115	10.04.3848 ACCUMULATOR, BB NO PORT, #08813820A			1	EA		No Bid	No Bid	No Bid	No Bid	No Bid	No Bid		No Bid	\$39.55
115 ALT1	ACCUMULATOR	SUN AIR	ARD-109	1	EA								\$19.96		
116	10.04.3849 ACCUMULATOR, BB, 2021+ #33743			1	EA		No Bid	No Bid	No Bid	No Bid	No Bid			\$20.00	\$22.07
116 ALT1	GPD Air Conditioning	GPD	1411913	1	EA					\$24.65					
116 ALT2	RECEIVER ASSEMBLY WITH FILTER	OMEGA	37-00193	1	EA							\$43.90			

BID 26-29 Transportation Parts & Supplies for Inventory & Catalog

Effective Dates: May 16, 2026 -May 15, 2027

						Vendor Name	MAVICH	Sam Packs Five Star Ford	Advance Auto Parts and/or Carquest (Straus-Frank Enterprises, LLC)	Cummins Sales and Service (Cummins Inc)	Parts Authority LLC	PHOENIX MOBILE AIR INC	FleetPride	Southwest International Trucks	vehicle maintenance program	Buck's Wheel & Equipment Co.
						Vendor Number	10282735	Not Set Up	10287245	Not set up	10289014	Not Set Up	10288266	13144000	4610	1295000
						HUB	HUB	NONE	NONE	NONE	NONE	NONE	NONE	NONE	WBE	NONE
						Texas Resident	YES	YES	NO	YES	NO	YES	YES	YES	NO	YES
						Total Price	Total Price	Total Price	Total Price	Total Price	Total Price	Total Price	Total Price	Total Price	Total Price	Total Price
Line #	Description	Mfgr	Mfgno	QT	UO	Estimated	Unit	Unit	Unit	Unit	Unit	Unit	Unit	Unit	Unit	Unit
117	10.04.3850 TENSIONER, COMPRESSOR PULLEY 6.8, MOTOCRAFT PART # BT-136, 1L2Z-6B209-C			4	EA			\$47.63		No Bid	\$42.87	No Bid				\$40.53
117 ALT1	TENSIONER	goodyear	55101	4	EA											\$30.00
117 ALT2	BELT TENSIONER	DAYCO	89263	4	EA							\$38.00				
117 ALT3	COMPRESSOR PULLEY	Dayco	89237	4	EA				\$46.27							
118	10.04.3851 PULLY, A/C, BLUE BIRD PART # 100023206, Gates 38053			8	EA			No Bid		No Bid	\$23.48	No Bid	No Bid			\$25.77
118 ALT1	pulley	goodyear	57443	8	EA											\$15.99
118 ALT2	PULLY	Dayco	89053	8	EA				\$23.99							
118 ALT3	PULLEY	CONTINE	81649053	8	EA								\$27.88			
119	10.04.3852 PULLEY, B/S IDLER, RUSH PART # 89062,			4	EA			No Bid		No Bid	No Bid	No Bid	\$33.99		No Bid	\$91.08
119 ALT1	Gates	Gates	36091	4	EA						\$27.72					
119 ALT2	PULLEY	Dayco	89101	4	EA				\$30.85							
120	10.04.3855 MOTOR REAR A/C BLOWER , PART # 26-19907			4	EA			No Bid	No Bid	No Bid	No Bid	No Bid				\$72.72
120 ALT1	UAC Air conditioning	UAC	BH1505-1	4	EA						\$57.67					
120 ALT2	AC Blower	OTR	OTRBH10	4	EA							\$79.99				
120 ALT3	SUNAIR SUNAIR	SUNAIR	SUNAIR	4	EA								\$120.77			
121	10.04.3856 PULLEY 6.8 FORD BB PART # 1L2Z*8678*AA			6	EA			\$30.86	No Bid	No Bid	No Bid	No Bid	No Bid	No Bid	No Bid	\$31.93
122	10.04.3857 PULLEY KIT FOR 6.8 FORD BB PART # 2CCZ*8678*AA, YS-255			3	EA			No Bid	\$23.98	No Bid	\$20.00	No Bid	No Bid	No Bid	No Bid	\$24.33
123	10.04.3858 ACCUMULATOR, BB, 2021+, #936088, 121191			1	EA			No Bid	No Bid	No Bid	No Bid	No Bid	No Bid		\$38.38	\$27.85
123 ALT1	UAC Air conditioning	UAC	RD111994	1	EA						\$21.24					
123 ALT2	ACCUMULATOR	SUNAIR	ARD-1198	1	EA								\$46.59			
124	10.04.3860 BLOWER MOTOR, 10013870, 171016			1	EA			No Bid	No Bid	No Bid	No Bid	No Bid	No Bid	No Bid	No Bid	\$53.64
124 ALT1	UAC Air conditioning	UAC	BM00127	1	EA						\$38.78					
124 ALT2	BLOWER MOTOR	SUNAIR	BM-1007	1	EA								\$92.88			
125	10.04.3940 FILTER, A/C, PART # 08813978A, 11127180A			40	EA			No Bid	No Bid	No Bid	No Bid	No Bid			\$23.23	\$31.56
125 ALT1	MIO HIGH SIDE FILTER	OMEGA	41-76107	40	EA							\$32.31				
126	10.04.4001 MOTOR, CONDENSER SPAL PART #11-00063			2	EA			No Bid	No Bid	No Bid	No Bid	No Bid	No Bid		\$77.77	\$75.41
127	10.04.4002 STROBE, CLEAR, SPECIALTY PART # 515-400,			4	EA			No Bid	No Bid	No Bid	No Bid	No Bid	No Bid	No Bid	No Bid	\$84.95
128	10.04.4003 FAN, DEFROST, W/O SWITCH, BADDER-BROWN PART # 900-072-000,			4	EA			No Bid	No Bid	No Bid	No Bid	No Bid	No Bid	No Bid	No Bid	No Response
128 ALT1	4-Hole pedestal mount w/set screwHole spacing approx: 1-3/4" x 1"3-wire2-Speed	KYSOR	7200NS	4	EA											\$53.79
129	10.04.4005 RESISTOR, HEATER, PART# 33-31917, 8566-0125			2	EA			No Bid	No Bid	No Bid	No Bid	\$16.50	No Bid		\$77.77	\$8.24

BID 26-29 Transportation Parts & Supplies for Inventory & Catalog

Effective Dates: May 16, 2026 -May 15, 2027

						Vendor Name	MAVICH	Sam Packs Five Star Ford	Advance Auto Parts and/or Carquest (Straus-Frank Enterprises, LLC)	Cummins Sales and Service (Cummins Inc)	Parts Authority LLC	PHOENIX MOBILE AIR INC	FleetPride	Southwest International Trucks	vehicle maintenance program	Buck's Wheel & Equipment Co.	
						Vendor Number	10282735	Not Set Up	10287245	Not set up	10289014	Not Set Up	10288266	13144000	4610	1295000	
						HUB	HUB	NONE	NONE	NONE	NONE	NONE	NONE	NONE	WBE	NONE	
						Texas Resident	YES	YES	NO	YES	NO	YES	YES	YES	NO	YES	
						Total Price	Total Price	Total Price	Total Price	Total Price	Total Price	Total Price	Total Price	Total Price	Total Price	Total Price	Total Price
Line #	Description	Mfgr	Mfgno	QT	UO	Estimated	Unit	Unit	Unit	Unit	Unit	Unit	Unit	Unit	Unit	Unit	
148	10.04.8003 PUMP BOOST, 2018, 8.8 IH, PART # 3960272C92			6	EA			No Bid	No Bid	No Bid	No Bid	No Bid	No Bid		No Bid	\$392.77	
149	10.05.5000 DIAPHRAGM STOP ARM SINGLE,SPECIALTY #106			5	EA			No Bid	No Bid	No Bid	No Bid	No Bid	No Bid		No Bid	\$34.09	
150	10.06.2453 OIL, PAG 46 WITH DYE, BULK, GALLONS OR CASES			12	EA			No Bid	No Bid	No Bid	No Bid	No Bid	\$59.99		\$55.55	\$58.08	
151	10.06.2454 OIL, PAG 100 WITH DYE, BULK, GALLONS OR CASES			12	EA			No Bid	No Bid	No Bid	No Bid	No Bid			\$55.55	\$57.89	
151 ALT1	PAG oil 100 w dye. 8oz	Johnsens	6816uv6	12	EA								\$5.99				
152	10.06.2455 SOLVENT, A/C FLUSH, GALLON, PART # MT3105			1	EA			No Bid	No Bid	No Bid	No Bid	No Bid	No Bid		\$90.00	\$32.88	
152 ALT1	UAC Air conditioning	UAC	RO1116	1	EA					\$50.90							
152 ALT1	A/C Flush: Can, 1 gal Container Size, Solvent, Butyl-Free, Air Conditioning Flush	SuperCool	4LTU6	1	EA		\$55.75										
152 ALT2	A/C Flush: Can, Automotive Vehicles/Electric and Hybrid Vehicles/R-1234yf Systems, Solvent - ONLY ships in multiples of 4	Supercool	22779 - G	1	EA		\$58.15										
153	10.09.1305 PLUG, 6.8 SPARK, MOTORCRAFT PART # SP-509, NO SUB.			4	EA			\$9.11	\$11.32	No Bid	\$8.20	No Bid	No Bid		\$10.10	\$17.88	
154	10.09.2000 WIRES,SPARK PLUG,8.1, ACDELCO PART # 748KK, NO SUB			5	EA			No Bid		No Bid	No Bid	No Bid	No Bid		\$111.11	\$98.04	
154 ALT1	SPARK PLUG	Carquest	35-8159	5	EA				\$58.06								
155	10.09.2100 COIL, 6.8 ROUSH, MOTORCRAFT PART # DG-521, NO SUB.			2	EA			\$48.73	\$68.21	No Bid	\$43.86	No Bid	No Bid		\$49.49	\$80.79	
156	10.10.6312 FUEL VAPOR HOSE FITTING, BLUE, PART# 10050854, NO SUB.			6	EA			No Bid	No Bid	No Bid	No Bid	No Bid	No Bid		No Bid	\$458.35	
157	10.10.6318 PUMP, 6.8 FUEL KIT, RUSH PART # 10028891, 10058843			3	EA			No Bid	No Bid	No Bid	No Bid	No Bid	No Bid		No Bid	\$1,402.88	
158	10.10.6402 GLASS, COOLANT TANK SIGHT, PART # 100024023, NO SUB.			3	EA			No Bid	No Bid	No Bid	No Bid	No Bid	No Bid		No Bid	\$50.43	
159	10.10.6403 TANK, BB COOLANT SURGE, PART #10032775			1	EA			No Bid	No Bid	No Bid	No Bid	No Bid			No Bid	\$312.72	
159 ALT1	Coolant Reservoir Blue Bird	AUTOMA	575.10128	1	EA								\$277.33				
159 ALT1	COOLANT TANK	AUTOMA	57510128	1	EA									\$2,261.75			
160	10.10.6404 RESERVOIR, COOLANT OVERFLOW, # 2512966C91, 57510328			1	EA			No Bid	No Bid	No Bid	No Bid	No Bid			No Bid	\$215.93	
160 ALT1	COOLANT RESERVOIR	DAYTON	603-5180	1	EA								\$265.13				
160 ALT1	Dorman	Dorman	603-5180	1	EA					\$346.20							
161	10.10.6405 RESERVOIR, COOLANT OVERFLOW, # 603-5104			1	EA			No Bid	\$202.99	No Bid	No Bid	No Bid	\$185.07		\$160.11	\$157.42	
162	10.10.6602 PUMP, WATER, BB 6.8L, #10023205			1	EA			No Bid	No Bid	No Bid	No Bid	No Bid	No Bid		No Bid	\$1,089.81	

BID 26-29 Transportation Parts & Supplies for Inventory & Catalog

Effective Dates: May 16, 2026 -May 15, 2027

					Vendor Name	MAVICH	Sam Packs Five Star Ford	Advance Auto Parts and/or Carquest (Straus-Frank Enterprises, LLC)	Cummins Sales and Service (Cummins Inc)	Parts Authority LLC	PHOENIX MOBILE AIR INC	FleetPride	Southwest International Trucks	vehicle maintenance program	Buck's Wheel & Equipment Co.
					Vendor Number	10282735	Not Set Up	10287245	Not set up	10289014	Not Set Up	10288266	13144000	4610	1295000
					HUB	HUB	NONE	NONE	NONE	NONE	NONE	NONE	NONE	WBE	NONE
					Texas Resident	YES	YES	NO	YES	NO	YES	YES	YES	NO	YES
					Estimated	Total Price Unit	Total Price Unit	Total Price Unit	Total Price Unit	Total Price Unit	Total Price Unit	Total Price Unit	Total Price Unit	Total Price Unit	Total Price Unit
Line #	Description	Mfgr	Mfgno	QT	UO										
163	10.10.7001 ACTUATOR, VGT, CUMMINS, # 6382096RX, A2030006R			1	EA		No Bid	No Bid	\$1,477.82	No Bid	No Bid			No Bid	<u>\$1,245.00</u>
163 ALT1	ACTUATOR	ALLIANT	AP90963	1	EA								\$1,273.15		
163 ALT1	Reman Actuator HE300Vg, w/ Gaskets & BOLTS	ALLIANT	6382096R	1	EA							\$2,613.00			
164	10.12.2002 REFLECTOR KIT, TRIANGLE BILLINGSLEY #140, IH #29411008, NO SUB			4	EA		No Bid	No Bid	No Bid	No Bid	No Bid			No Bid	\$25.51
164 ALT1	HD Value 17" 3-Highway Triangle Warning Kit	HD VALU	1005DTS	4	EA							<u>\$24.99</u>			
165	10.12.2004 Fire Extinguisher, White Fleet, Part # 21005944MTL Model # FA5G			2	EA		No Bid	No Bid	No Bid	No Bid	No Bid			No Bid	\$39.99
165 ALT1	KIDDE 2.75 LB FIRE EXT FC10 CLASS BC	KIDDE	440161M	2	EA							<u>\$28.16</u>			
166	10.12.2005 First Aid Kit, White Fleet, Part # 10aut04014			2	EA		No Bid	No Bid	No Bid	No Bid	No Bid	No Bid		No Bid	<u>\$20.13</u>
167	10.12.2006 BRACKET, EXTINGUISHER, 5 LB. PART # 5BRK			2	EA		No Bid	No Bid	No Bid	No Bid	No Bid	No Bid		No Bid	<u>\$8.67</u>
167 ALT1	Fire Extinguisher Bracket: For 5 lb Tank Capacity, Mounting Bracket, Red, 821	Amerex	821 - Grai	2	EA	\$20.07									
168	10.12.2007 KIT, FIRST AID, PART # 203045, NO SUB.			2	EA		No Bid	No Bid	No Bid	No Bid	No Bid	No Bid			<u>\$53.64</u>
169	10.12.2008 KIT, BODY FLUID EMERGENCY, PART # 200916, NO SUB.			2	EA		No Bid	No Bid	No Bid	No Bid	No Bid	No Bid		No Bid	<u>\$36.10</u>
170	10.12.2009 Body Fluid Kit, White Fleet, Part # FK200-902			3	EA		No Bid	No Bid	No Bid	No Bid	No Bid	No Bid		No Bid	<u>\$10.86</u>
171	10.12.2216 BELT, BLACK SEAT, PART # SE104-75 BLACK, NO SUB.			2	EA		No Bid	No Bid	No Bid	No Bid	No Bid	No Bid	\$32.99	No Bid	<u>\$30.73</u>
172	10.12.2217 BELT, BROWN SEAT, PART # SE104-75 BROWN, NO SUB.			3	EA		No Bid	No Bid	No Bid	No Bid	No Bid	No Bid	\$32.99	No Bid	<u>\$21.89</u>
173	10.12.6011 LATCH, LIFT, RICON PART # 605-12			8	EA		No Bid	No Bid	No Bid	No Bid	No Bid	No Bid		No Bid	<u>\$90.97</u>
174	10.12.6014 CATCH, RICON CATCH SPRING PLATE LIFT, PART # R125463			2	EA		No Bid	No Bid	No Bid	No Bid	No Bid	No Bid		No Bid	<u>\$11.31</u>
175	10.12.6015 BELT, RICON WHEEL CHAIR, PART # 16092			6	EA		No Bid	No Bid	No Bid	No Bid	No Bid	No Bid		No Bid	<u>\$312.58</u>
176	10.12.6016 CYLINDER, RICON S SERIES REPAIR KIT, RICON PART # R-21829			5	EA		No Bid	No Bid	No Bid	No Bid	No Bid	No Bid		No Bid	<u>\$209.80</u>
177	10.12.7001 BELT, DRIVERS SEAT, 3 PT. PART # 10029959, NO SUB.			3	EA		No Bid	No Bid	No Bid	No Bid	No Bid	No Bid		No Bid	<u>\$117.69</u>
178	10.12.7006 BELT, DRIVERS SEAT, 3 PT. PART # 10042676, NO SUB.			1	EA		No Bid	No Bid	No Bid	No Bid	No Bid	No Bid		No Bid	<u>\$149.77</u>
179	10.12.7100 BAG, DRIVER SEAT AIR BAG, # SK-1277			1	EA		No Bid	No Bid	No Bid	No Bid	No Bid	\$65.28		No Bid	<u>\$36.25</u>

BID 26-29 Transportation Parts & Supplies for Inventory & Catalog

Effective Dates: May 16, 2026 -May 15, 2027

					Vendor Name	MAVICH	Sam Packs Five Star Ford	Advance Auto Parts and/or Carquest (Straus-Frank Enterprises, LLC)	Cummins Sales and Service (Cummins Inc)	Parts Authority LLC	PHOENIX MOBILE AIR INC	FleetPride	Southwest International Trucks	vehicle maintenance program	Buck's Wheel & Equipment Co.
					Vendor Number	10282735	Not Set Up	10287245	Not set up	10289014	Not Set Up	10288266	13144000	4610	1295000
					HUB	HUB	NONE	NONE	NONE	NONE	NONE	NONE	NONE	WBE	NONE
					Texas Resident	YES	YES	NO	YES	NO	YES	YES	YES	NO	YES
					Estimated	Total Price Unit	Total Price Unit	Total Price Unit	Total Price Unit	Total Price Unit	Total Price Unit	Total Price Unit	Total Price Unit	Total Price Unit	Total Price Unit
Line #	Description	Mfgr	Mfgno	QT	UO	Estimated	Unit	Unit	Unit	Unit	Unit	Unit	Unit	Unit	Unit
180	10.12.7101 SHOCK, DRIVER SEAT, # SK-582-2			1	EA			No Bid	No Bid	No Bid	No Bid	No Bid	No Bid		<u>\$48.08</u>
181	10.14.4463 CLAMP, 3.5 EXHAUST BAND, FLEETRITE PART # FLT35PLA			4	EA			No Bid	No Bid	No Bid	No Bid	No Bid	\$9.95	\$20.00	<u>\$7.06</u>
181 ALT1	Exhaust Clamp: Band Clamp, 3 1/2 in Compatible Pipe Dia - Max, 304	NICKSON	96312 - G	4	EA		\$16.15								
182	10.14.4464 CLAMP, 4" EXHAUST BAND, FLEETRITE PART # FLTEC40PLA			6	EA			No Bid	No Bid	No Bid	No Bid	No Bid	\$9.06	\$25.96	<u>\$6.53</u>
183	10.16.0001 EXHAUST PROPANE PIPE, PART # BBB119870			1	EA			No Bid	No Bid	No Bid	No Bid	No Bid			<u>\$92.61</u>
184	10.16.0002 TUBING, 180 DEGREE BRASS ELBOW, BBB 195412			3	EA			No Bid	No Bid	No Bid	No Bid	No Bid		No Bid	<u>\$22.37</u>
185	10.16.1001 STEP, TOP STEP TREAD NOSING, 176813			1	EA			No Bid	No Bid	No Bid	No Bid	No Bid		No Bid	<u>\$60.15</u>
186	10.16.1002 STEP, UPPER STEP TREAD, BB, 10015487			1	EA			No Bid	No Bid	No Bid	No Bid	No Bid		No Bid	<u>\$112.73</u>
187	10.16.1003 STEP, MIDDLE STEP TREAD, BB, 1001546			1	EA			No Bid	No Bid	No Bid	No Bid	No Bid		No Bid	<u>\$114.26</u>
188	10.16.1004 STEP, LOWER STEP TREAD, BB, 10015438			1	EA			No Bid	No Bid	No Bid	No Bid	No Bid		No Bid	<u>\$125.52</u>
189	10.18.7333 UPPER RADIATOR HOSE, 6.8 FORD PART # 10019970			2	EA			No Bid	No Bid	No Bid	No Bid	No Bid			<u>\$31.99</u>
190	10.18.7402 BELT, MICRO V GROVE A/C, PART # K061105,			5	EA			No Bid		\$28.36	No Bid	\$36.19		<u>\$16.79</u>	\$47.35
190 ALT1	GROVE A/C	Dayco	5061105	5	EA				\$27.66						
190 ALT1	BELT	FLEETRI	4061105	5	EA								\$37.91		
191	10.18.7414 BELT ALTERNATOR 20116 6.7 CUMMINS GATES PART # K080797 or 10021305			21	EA		\$47.00	No Bid	\$43.28	\$95.74	\$38.97	No Bid		<u>\$20.92</u>	\$42.36
191 ALT1	BELT	FLEETRI	FLTBT179	21	EA								\$22.36		
191 ALT1	Belt	Dayco	5080795	21	EA							\$36.59			
192	10.18.7424 BELT, A/C, GAT K060806			2	EA			No Bid	\$31.61	No Bid	\$30.54	No Bid		\$32.06	<u>\$27.53</u>
192 ALT1	Belt	Dayco	5060805	2	EA							\$29.99			
193	10.18.7427 BELT, BLUEBIRD A/C PROPANE, GATES#K060739			2	EA			No Bid		\$29.58	No Bid			<u>\$24.50</u>	
193 ALT1	BLUEBIRD A/C PROPANE	Dayco	5060740	2	EA				\$30.93						
193 ALT1	belt	Dayco	5060740	2	EA							\$32.99			
194	10.18.7428 BELT, BLUEBIRD 2012 ALTERNATOR, GATES# K061360			2	EA		\$46.20	No Bid	\$45.35	No Bid	\$33.23	No Bid		<u>\$30.65</u>	\$38.62
194 ALT1	belt	Dayco	5061360	2	EA							\$38.99			
195	10.18.7437 BELT, 6.8 WP/AC 2014, GATES PART # K061099,			5	EA			No Bid		\$27.42	No Bid	No Bid		<u>\$21.84</u>	\$41.53
195 ALT1	BELT, 6.8 WP/AC 2014	Dayco	5061098	5	EA				\$29.08						
196	10.18.7438 STRETCH BELT, AIR COMPRESSOR 6.8 2014, BB 10073619			4	EA			No Bid		No Bid	No Bid	No Bid		No Bid	<u>\$28.89</u>
196 ALT1	AIR COMPRESSOR	Dayco	5040398	4	EA				<u>\$17.54</u>						

BID 26-29 Transportation Parts & Supplies for Inventory & Catalog

Effective Dates: May 16, 2026 -May 15, 2027

						Vendor Name	MAVICH	Sam Packs Five Star Ford	Advance Auto Parts and/or Carquest (Straus-Frank Enterprises, LLC)	Cummins Sales and Service (Cummins Inc)	Parts Authority LLC	PHOENIX MOBILE AIR INC	FleetPride	Southwest International Trucks	vehicle maintenance program	Buck's Wheel & Equipment Co.	
						Vendor Number	10282735	Not Set Up	10287245	Not set up	10289014	Not Set Up	10288266	13144000	4610	1295000	
						HUB	HUB	NONE	NONE	NONE	NONE	NONE	NONE	NONE	WBE	NONE	
						Texas Resident	YES	YES	NO	YES	NO	YES	YES	YES	NO	YES	
						Estimated	Total Price Unit	Total Price Unit	Total Price Unit	Total Price Unit	Total Price Unit	Total Price Unit	Total Price Unit	Total Price Unit	Total Price Unit	Total Price Unit	Total Price Unit
Line #	Description	Mfgr	Mfgno	QT	UO		Unit	Unit	Unit	Unit	Unit	Unit	Unit	Unit	Unit	Unit	
197	10.18.7440 BELT, 6.8 ALTERNATOR 2014, DAYCO #5081025,			4	EA		\$68.49	No Bid	\$34.29	No Bid	No Bid	No Bid	\$48.99		\$31.31	\$55.13	
197 ALT	Gates	Gates	K081023	4	EA						\$52.89						
198	10.18.7443 POWER STEERING 6.8 MICRO V-BELT, GATES #K061120			4	EA			No Bid		No Bid	\$32.69	No Bid	No Bid		\$22.99	\$42.59	
198 ALT	MICRO V-BELT	Dayco	5061120	4	EA				\$27.61								
199	10.18.7446 REFER BELT RDII, THERMO KING PART #780766			2	EA			No Bid	No Bid	No Bid	No Bid	No Bid	No Bid		No Bid	\$40.20	
199 ALT	BELT	Gates	3VX265	2	EA				\$10.35								
199 ALT	Gates	Gates	CR78076	2	EA						\$34.60						
200	10.18.7447 REFER BELT RDII, THERMO KING PART #780800			2	EA			No Bid		No Bid	No Bid	No Bid	No Bid		\$23.99	\$29.23	
200 ALT	BELT	Dayco	3VX600	2	EA				\$12.99								
200 ALT	Gates	Gates	CR78080	2	EA						\$13.28						
201	10.18.7448 REFER BELT RDII, THERMO KING PART #780899			4	EA			No Bid	No Bid	No Bid	No Bid	No Bid	No Bid		No Bid	\$177.16	
201 ALT	Gates	Gates	CR78089	4	EA						\$18.95						
202	10.18.7449 REFER BELT RDII, THERMO KING PART #7811031			3	EA			No Bid	No Bid	No Bid	No Bid	No Bid	No Bid		No Bid	\$171.21	
203	10.18.7479 BELT, BB 6-7 A/C, GATES PART # K060615,			4	EA			No Bid	\$29.69	No Bid	\$21.21	No Bid		\$23.99	\$23.32		
203 ALT	Belt	Dayco	5060615	4	EA							\$29.99					
204	10.18.7481 BELT, A/C, GATES K060735			2	EA			No Bid		No Bid	\$23.22	No Bid			\$17.48	\$24.91	
204 ALT	BELT	Dayco	5060735	2	EA				\$22.40								
204 ALT	Belt	Dayco	5060735	2	EA							\$29.99					
205	10.18.7483 BELT, 6.7 CUMMINS ALT., CUMMINS PART # 4940003,			3	EA			No Bid		\$96.81	No Bid	No Bid	\$55.19		\$20.99	\$31.69	
205 ALT	Gates	Gates	K080806	3	EA					\$30.89							
205 ALT	POLY RIB GOLD LABEL BELTS	DAYCO	5080810	3	EA							\$32.99					
205 ALT	BELT	Gates	K080806	3	EA				\$39.13								
206	10.18.7485 BELT, ALTERNATOR, 2020, 6.7, CUMMINS # 3978285			1	EA			No Bid		\$109.34	No Bid	No Bid	\$113.05	\$43.36	\$33.44		
206 ALT	Gates	Gates	K080952	1	EA					\$51.83							
206 ALT	BELT	Gates	K080952	1	EA				\$55.73								
206 ALT	POLY RIB GOLD LABEL BELTS	DAYCO	5080953	1	EA							\$56.99					
207	10.18.7486 BELT, A/C, 2020, 6.7 CUMMINS, GATES PART # K060620			3	EA			No Bid	\$22.57	No Bid	\$18.02	No Bid			\$14.25	\$23.42	
207 ALT	belt	dayco	5060620	3	EA							\$29.99					
208	10.18.7487 BELT, ALTERNATOR 6.7 CUMMINS 2017, PART # 4106101C1,			3	EA			No Bid		No Bid	No Bid	No Bid	\$54.19		\$23.44	\$35.82	
208 ALT	Gates	Gates	K080825	3	EA					\$24.51							
208 ALT	POLY RIB GOLD LABEL BELTS	DAYCO	5080825	3	EA							\$32.99					
208 ALT	BELT	Gates	K080825	3	EA				\$38.02								
209	10.18.7489 BELT, A/C CUMMINS 6.7, GATES PART # K060764,			3	EA			No Bid		No Bid	\$23.88	No Bid	\$33.99		\$16.33	\$42.53	
209 ALT	BELT	Gates	5060763	3	EA				\$23.47								
210	10.18.7490 BELT, A/C 2018 8.8 IH, GATES PART # 9590HL,			3	EA			No Bid	No Bid	No Bid	No Bid	No Bid	No Bid		\$10.89	\$33.28	

BID 26-29 Transportation Parts & Supplies for Inventory & Catalog

Effective Dates: May 16, 2026 -May 15, 2027

						Vendor Name	MAVICH	Sam Packs Five Star Ford	Advance Auto Parts and/or Carquest (Straus-Frank Enterprises, LLC)	Cummins Sales and Service (Cummins Inc)	Parts Authority LLC	PHOENIX MOBILE AIR INC	FleetPride	Southwest International Trucks	vehicle maintenance program	Buck's Wheel & Equipment Co.	
						Vendor Number	10282735	Not Set Up	10287245	Not set up	10289014	Not Set Up	10288266	13144000	4610	1295000	
						HUB	HUB	NONE	NONE	NONE	NONE	NONE	NONE	NONE	WBE	NONE	
						Texas Resident	YES	YES	NO	YES	NO	YES	YES	YES	NO	YES	
						Estimated	Total Price Unit	Total Price Unit	Total Price Unit	Total Price Unit	Total Price Unit	Total Price Unit	Total Price Unit	Total Price Unit	Total Price Unit	Total Price Unit	Total Price Unit
210 ALT	Gates	Gates	9590HD	3	EA												
211	10.18.7491 BELT, COMPRESSOR BB 6.8 FORD 2016, PART # 10042726 or Gates K040389SF			2	EA			No Bid	No Bid	No Bid	\$27.49	No Bid	\$34.99		\$25.25	\$51.59	
212	10.23.0001 TRANSMISSION COOLER LINE BB, RUSH TRUCK PART #85530			3	EA			No Bid	No Bid	No Bid	No Bid	No Bid	No Bid	No Bid	No Bid	\$151.93	
213	10.38.0042 TENSIONER, 6.7L, #38507			1	EA			No Bid	\$19.33	No Bid	\$127.55	No Bid	No Bid		\$116.18	\$113.39	
214	10.38.0043 BELT, 6.7 TENSIONER CUMMINS PART # 5270678, Gates 38702			6	EA			No Bid	\$96.73	\$156.30	\$100.37	No Bid			\$76.12	\$103.36	
214 ALT	Tensioner	Dayco	89930	6	EA								\$89.99				
215	10.38.0044 BELT, TENSIONER 6.8 FORD PART # 7R3Z*6B209*AA, BT92, BB# 10023159 NO SUB.			1	EA		\$145.20	No Bid	No Bid		\$130.68	No Bid	No Bid		No Bid	\$134.32	
216	10.38.0045 TENSIONER, 6.0 BELT, IH #1833688C2			5	EA			No Bid		No Bid	No Bid	No Bid			\$75.31	\$122.45	
216 ALT	TENSIONER	Dayco	89106	5	EA				\$41.99								
216 ALT	Gates	Gates	38556	5	EA						\$101.84						
216 ALT	DAYCO GOLD LABEL NO SLACK AUTO TENSIONER	DAYCO	89443	5	EA								\$119.80				
217	10.38.0047 BELT, TENSIONER CUMMINS 6.7 2009, PART # 5264111 Gates 38631			5	EA		\$2.339	No Bid		\$163.31	\$80.17	No Bid			\$61.61	\$87.20	
217 ALT	TENSIONER	CONTINE	49590	5	EA									\$88.28			
217 ALT	TENSIONER	Litens	910575A	5	EA			\$89.11									
217 ALT	tensioner HD	dayco	89474	5	EA								\$89.99				
218	10.38.0053 TENSIONER, 444 BELT, IH #1822679C4			4	EA			No Bid		No Bid	No Bid	No Bid			\$82.54	\$114.08	
218 ALT	TENSIONER	Dayco	89102	4	EA				\$36.85								
218 ALT	Gates	Gates	385140	4	EA						\$104.68						
218 ALT	BELT TENSIONER	DAYCO	89487	4	EA								\$121.80				
219	10.38.0056 PULLEY, 6.8 A/C IDLER, PART # 10023203,			8	EA			No Bid	No Bid	No Bid	No Bid	No Bid	No Bid	No Bid	No Bid	\$1,799.98	
220	10.38.0057 PULLEY, DOUBLE ASSY, 6.8 FORD, RUSH PART # 10052620, NO SUB.			3	EA			No Bid	No Bid	No Bid	No Bid	No Bid	No Bid	No Bid	No Bid	\$1,382.30	
221	10.60.0019 LENS, LED STOP ARM KIT, PART #SA-1000			4	EA			No Bid	No Bid	No Bid	No Bid	No Bid	No Bid	No Bid	No Bid	\$88.87	
222	10.60.0026 LIGHT, TURN SIGNAL, LOLLIPOP # 10046325			1	EA			No Bid	No Bid	No Bid	No Bid	No Bid	No Bid	No Bid	No Bid	\$42.51	
223	10.60.0027 LIGHT, TURN SIGNAL BASE, LEFT, #10046326			1	EA			No Bid	No Bid	No Bid	No Bid	No Bid	No Bid	No Bid	No Bid	\$2.93	
224	10.60.0028 LIGHT, TURN SIGNAL BASE, RIGHT, #10046322			1	EA			No Bid	No Bid	No Bid	No Bid	No Bid	No Bid	No Bid	No Bid	\$2.93	
225	10.60.0032 LAMP, TAIL LITE ASM, GROTE #ZBJ52922			2	EA			No Bid	No Bid	No Bid	No Bid	No Bid		\$3.80		\$2.73	
225 ALT	Tail light Lamp	Power pro	LT40R	2	EA								\$3.89				
225 ALT	Grote	Grote	52922	2	EA						\$5.09						

BID 26-29 Transportation Parts & Supplies for Inventory & Catalog

Effective Dates: May 16, 2026 -May 15, 2027

						Vendor Name	MAVICH	Sam Packs Five Star Ford	Advance Auto Parts and/or Carquest (Straus-Frank Enterprises, LLC)	Cummins Sales and Service (Cummins Inc)	Parts Authority LLC	PHOENIX MOBILE AIR INC	FleetPride	Southwest International Trucks	vehicle maintenance program	Buck's Wheel & Equipment Co.	
						Vendor Number	10282735	Not Set Up	10287245	Not set up	10289014	Not Set Up	10288266	13144000	4610	1295000	
						HUB	HUB	NONE	NONE	NONE	NONE	NONE	NONE	NONE	WBE	NONE	
						Texas Resident	YES	YES	NO	YES	NO	YES	YES	YES	NO	YES	
						Total Price	Total Price	Total Price	Total Price	Total Price	Total Price	Total Price	Total Price	Total Price	Total Price	Total Price	Total Price
Line #	Description	Mfgr	Mfgno	QT	UO	Estimated	Unit	Unit	Unit	Unit	Unit	Unit	Unit	Unit	Unit	Unit	
226	10.60.0033 LAMP, BACK-UP, GROTE #62171			2	EA		\$13.54	No Bid	\$17.17	No Bid	\$12.83	No Bid	\$11.89			\$2.93	
227	10.60.0138 LIGHT, BB LED BACKUP, ECVR42B3W -			2	EA			No Bid	No Bid	No Bid	No Bid	No Bid	No Bid			\$27.68	
228	10.60.0139 LIGHT, BB LED BACKUP, PART# ECVR44B3W -			3	EA			No Bid	No Bid	No Bid	No Bid	No Bid	No Bid			\$29.40	
229	10.60.0156 LIGHT, AMBER CLEARANCE, GROTE PART # 46413,			1	EA		\$3.99	No Bid	\$3.30	No Bid	\$2.65	No Bid	\$2.85	\$2.58	\$5.00	\$1.59	
230	10.60.0157 LIGHT, RED CLEARANCE, GROTE PART # 46412			1	EA		\$4.21	No Bid	\$3.30	No Bid	\$2.65	No Bid	\$2.85		\$5.00	\$1.59	
231	10.60.0160 LIGHT ASM, RED LED TAIL, SOUND OFF PART # ECV7561STT,			12	EA			No Bid	No Bid	No Bid	No Bid	No Bid	No Bid		\$42.30	\$31.83	
232	10.60.0161 LIGHT ASM., AMBER TURN SIGNAL, SOUND OFF PART # ECV7561STTY-FA, 10062929			1	EA			No Bid	No Bid	No Bid	No Bid	No Bid	No Bid		No Bid	\$32.40	
233	10.60.0162 LIGHT ASM., RED LOADING, SOUND OFF PART # E756-IEBOR,			2	EA			No Bid	No Bid	No Bid	No Bid	No Bid	No Bid		\$115.00	\$102.60	
234	10.60.0163 LITE ASM., AMBER LOADING, SOUND OFF #E756-IEBOA			4	EA			No Bid	No Bid	No Bid	No Bid	No Bid	No Bid		\$96.99	\$103.80	
235	10.60.0164 LIGHT ASM., 4" TAIL, SOUND OFF PART # ECVR42STT-FA,			4	EA			No Bid	No Bid	No Bid	No Bid	No Bid	No Bid		\$22.02	\$18.21	
236	10.60.0167 LIGHT, AMBER LED TEAR DROP CLIP, SOUND OFF PART # ECVMLT351Y			2	EA			No Bid	No Bid	No Bid	No Bid	No Bid	No Bid		No Bid	\$17.40	
237	10.60.0168 LIGHT, RED LED TEAR DROP CLIP, SOUND OFF PART # ECVMLT351R			1	EA			No Bid		No Bid	No Bid	No Bid	No Bid		\$11.11	\$17.40	

BID 26-29 Transportation Parts & Supplies for Inventory & Catalog

Effective Dates: May 16, 2026 -May 15, 2027

					Vendor Name	MAVICH	Sam Packs Five Star Ford	Advance Auto Parts and/or Carquest (Straus-Frank Enterprises, LLC)	Cummins Sales and Service (Cummins Inc)	Parts Authority LLC	PHOENIX MOBILE AIR INC	FleetPride	Southwest International Trucks	vehicle maintenance program	Buck's Wheel & Equipment Co.	
					Vendor Number	10282735	Not Set Up	10287245	Not set up	10289014	Not Set Up	10288266	13144000	4610	1295000	
					HUB	HUB	NONE	NONE	NONE	NONE	NONE	NONE	NONE	WBE	NONE	
					Texas Resident	YES	YES	NO	YES	NO	YES	YES	YES	NO	YES	
					Total Price	Total Price	Total Price	Total Price	Total Price	Total Price	Total Price	Total Price	Total Price	Total Price	Total Price	Total Price
Line #	Description	Mfgr	Mfgno	QT	UO	Estimated	Unit	Unit	Unit	Unit	Unit	Unit	Unit	Unit	Unit	Unit
238	10.60.0169 LITE, RED OVAL CLEARANCE, SOUND OFF PART #SO-ECVMLDP1R,			2	EA		No Bid	No Bid	No Bid	No Bid	No Bid	No Bid		\$11.11		<u>\$7.75</u>
239	10.60.0170 LITE, AMBER OVAL CLEARANCE, SOUND OFF PART #ECVMLDP1Y,			2	EA		No Bid	No Bid	No Bid	No Bid	No Bid	No Bid		\$26.26		<u>\$7.75</u>
240	10.60.0171 LIGHT, 4" BLUE BIRD BRAKE, SOUNDOFF PART # ECVR44STT			2	EA		No Bid	No Bid	No Bid	No Bid	No Bid	No Bid		No Bid		<u>\$18.91</u>
241	10.60.0173 LIGHT, LIC PLATE BB, PART # 86356,			1	EA		No Bid	<u>\$10.59</u>	No Bid	No Bid	No Bid	No Bid		No Bid		\$23.09
242	10.60.0174 EXIT BACK UP LIGHT OUTSIDE BB PART # 10020344			1	EA		No Bid	No Bid	No Bid	No Bid	No Bid	No Bid		No Bid		<u>\$17.73</u>
243	10.60.0175 LIGHT, TAIL, LED 2014, PART # STL13RK			2	EA		No Bid	\$25.49	No Bid	No Bid	No Bid	No Bid		No Bid		<u>\$15.69</u>
244	10.60.0176 LIGHT, STEP WELL, CHROME, IH PART 3710336C91			2	EA		No Bid	No Bid	No Bid	No Bid	No Bid	No Bid		No Bid		<u>\$13.00</u>
245	10.64.1037 BAG, IH 2005-07 REAR AIR, GOODYEAR PART #1R12523,			5	EA		No Bid	No Bid	No Bid	No Bid	No Bid			No Bid		<u>\$114.21</u>
245 ALT1	Conitech American Made airbag	Conitech	AS1190	5	EA							\$115.99				
246	10.64.1038 AIR BAG 6.8 ,BB PART # 60925-002			3	EA		No Bid	No Bid	No Bid	No Bid	No Bid	\$229.99		No Bid		<u>\$168.81</u>
246 ALT1	AIR BAG	CONTINE	CT68154	3	EA								\$170.92			
247	10.73.5000 BEARING, BB PULLEY, NATIONAL # 203-FF			2	EA		No Bid	\$9.20	No Bid	No Bid	No Bid	\$9.99		\$15.21		\$7.71
247 ALT1	AC Delco	AC Delco	203-FF	2	EA					<u>\$4.32</u>						
248	10.73.5001 BEARING, BB PULLEY, BCA PART # 5106-WCC			7	EA		No Bid	\$36.85	No Bid	No Bid	No Bid	No Bid		<u>\$20.95</u>		\$46.77
248 ALT1	Timken	Timken	5106WCC	7	EA					\$30.43						
249	10.73.5002 BEARING, BB ROUSH PULLEY, PART # BCA # 303CC			8	EA		No Bid	\$19.84	No Bid	No Bid	No Bid	\$59.99		No Bid		<u>\$17.20</u>
249 ALT1	Timken	Timken	303CC	8	EA					\$31.30						
250	10.73.6002 SEAL, INTER FRT B-BIRD, NATIONAL #370001A,			12	EA		No Bid	\$27.53	No Bid	No Bid	No Bid	\$29.99		\$19.99		<u>\$16.10</u>
250 ALT1	Timken	Timken	370001A	12	EA					\$17.91						
250 ALT1	WHEEL SEAL	FLEETRI	FLTWS3	12	EA								\$28.93			
251	10.73.6084 SEAL, 2018 FF, NATIONAL PART # V370003A,			17	EA		No Bid	No Bid	No Bid	No Bid	No Bid	\$35.99		\$28.29		\$24.44
251 ALT1	Timken	Timken	370003A	17	EA					<u>\$21.50</u>						
251 ALT1	WHEEL SEAL	FLEETRI	FLTWS4	17	EA								\$25.59			
252	10.73.6109 Driver's Cup Holder, Part # 10001973			5	EA		No Bid	No Bid	No Bid	No Bid	No Bid	No Bid		No Bid		<u>\$62.86</u>

Award Total: \$650,000



FROM: Lisa Phillips
Director of Purchasing

DATE: April 23, 2026

RE: **BID 26-30 Transportation Batteries for Inventory & Catalog**

Bid Number **26-30** is an annual contract for transportation batteries for inventory. In addition to the inventory line items, the bid asked for a discount from the vendor's catalog, shelf price or price list. This will allow the District to purchase items or services which are not identified at this time.

It is recommended that the low bids meeting specifications be awarded by line item, unless noted as all-or-none awards. For all-or-none sections, it is recommended that the lowest overall bid meeting specification and providing all items be awarded. It is also recommended that all vendors meeting specifications submitting catalog bids be approved.

BID 26-30 Transportation Batteries for Inventory & Catalog

Effective Dates: May 16, 2026- May 15, 2027

Vendor Name	Advance Auto Parts and/or Carquest (Straus-Frank Enterprises, LLC)	Southwest International Trucks	Batteries Plus	FleetPride	Parts Authority LLC	Buck's Wheel & Equipment Co.	Tyson Partners LLC	NAPA Auto Parts	Batteries Plus #148 (Attaway Group LLC)	Miller Equipment Company (Kam Miller & Sons LLC)					
Vendor Number	10287245	13144000	Not Set Up	10288266	10289014	12950000	Not Set Up	102291	Not set up	Not Set up					
Texas Resident	No	Yes	Yes	Yes	No	Yes	Yes	Yes	Yes	Yes					
HUB	NONE	MBE	NONE	NONE	NONE	NONE	HUB	NONE	HUB	NONE					
	Total Price	Total Price	Total Price	Total Price	Total Price	Total Price	Total Price	Total Price	Total Price	Total Price					
Unit	Unit	Unit	Unit	Unit	Unit	Unit	Unit	Unit	Unit	Unit					
1	Please provide a percentage discount from your catalog, shelf, or list price			1	EA	50.0%	30.0%	30.0%	0.62%	68.0%	15.0%	41.0%	50.0%	25.0%	0.0%
3	Lines 4 through 8 will be awarded on All-or-None basis			1	EA										
4	10.11.0001 BATTERY, GROUP 78, MIN CCA: 700			40	EA		No Bid	\$72.38	\$79.99	\$85.69	\$112.38	\$100.95	\$115.30	\$155.95	\$226.55
4 ALT1	BATTERY	Diehard	78FT-2	40	EA	\$150.34									
5	10.11.0002 BATTERY, GROUP 65, MIN CCA: 750			20	EA		No Bid	\$94.65	\$84.99	\$95.89	\$125.00	\$106.95	\$122.12	\$155.95	\$156.81
5 ALT1	BATTERY	Diehard	65-2	20	EA	\$150.34									
6	10.11.0004 BATTERY, GROUP 34, MIN CCA: 600			6	EA		No Bid	\$77.59	\$79.99	\$72.79	\$112.38	\$97.45	\$115.30	\$155.95	\$153.59
6 ALT1	BATTERY	Diehard	34-1	6	EA	\$135.99									
7	10.11.0005 BATTERY, GROUP 94R, MIN CCA: 700			12	EA		No Bid	\$129.99	\$98.99	\$104.79	\$131.25	\$126.80	\$117.65	\$189.95	\$195.67
7 ALT1	BATTERY	Diehard	94RH7	12	EA	\$150.34									
8	10.11.0006 BATTERY, GROUP 48/H6, MIN CCA: 700			50	EA		No Bid	\$106.01	\$95.99	\$94.98	\$187.50	\$114.25	\$117.65	\$189.95	\$202.23
8 ALT1	BATTERY	Diehard	48H6	50	EA	\$150.34									
						\$737.35		\$480.62	\$439.95	\$454.14	\$668.51	\$546.40	\$588.02	\$847.75	\$934.85
9	HEAVY DUTY BATTERY MUST BE 12 MONTH WARRANTY OR BETTER			1	EA										
10	10.11.0007 BATTERY, GROUP 31HD , W/STUD POSTS, MIN CCA: 950			300	EA		\$77.99	\$73.98	\$89.99	\$89.77	\$79.95	\$118.00	\$137.65	\$127.95	\$163.78
10 ALT1	BATTERY	Diehard	31S30	300	EA	\$112.55									

Award Total: \$350,000



FROM: Lisa Phillips
Director of Purchasing

DATE: April 23, 2026

RE: **BID 26-31 Transportation Filters for Inventory & Catalog**

Bid Number **26-31** is an annual contract for transportation filters for inventory. In addition to the inventory line items, the bid asked for a discount from the vendor's catalog, shelf price or price list. This will allow the District to purchase items or services which are not identified at this time.

It is recommended that the low bids meeting specifications be awarded by line item, unless noted as all-or-none awards. For all-or-none sections, it is recommended that the lowest overall bid meeting specification and providing all items be awarded. It is also recommended that all vendors meeting specifications submitting catalog bids be approved.

Arlington Independent School District

BID 26-31 Transportation Filters for Inventory & Catalog

Effective Dates: May 16, 2026- May 17, 2027

Vendor Name	FleetPride	Advance Auto Parts and/or Carquest (Straus-Frank Enterprises, LLC)	Parts Authority LLC	NAPA Auto Parts	Southwest International Trucks	Buck's Wheel & Equipment Co.	Miller Equipment Company (Kam Miller & Sons LLC)
Vendor Number	10288266	10287245	10289014	102291	13144000	12950000	Not Set Up
HUB	None	None	None	None	None	None	None
Texas Resident	Yes	No	No	Yes	Yes	Yes	Yes

Line #	Description	Mfgr	Mfgno	QTY	UOM	Estimated	Total Price Unit	Total Price Unit	Total Price Unit	Total Price Unit	Total Price Unit	Total Price Unit	
1	Please provide a percentage discount from			1	EA		62.3%	67.0%	40.0%	No Bid	64.0%	15.0%	0.0%
2	All Filters can be crossed to equivalent alter			1	EA								
3	10.15.5206 FILTER, AIR, COLORADO 2.5L, W			1	EA			\$12.16	\$18.48	\$14.31	No Bid	No Bid	\$49.73
3 ALT1	FILTER	Carquest	R95256	1	EA			\$12.16					
3 ALT1	PANEL AIR ELEMENT	Baldwin	PA10015	1	EA		\$12.29						
4	10.15.5207 FILTER, AIR, PROMASTER 2500, V			4	EA				\$26.41	\$21.85		\$31.20	\$49.90
4 ALT1	RADIAL SEAL AIR ELEMENT	BALDWIN	RS10021	4	EA		\$19.46						
4 ALT1	FILTER	Carquest	93703	4	EA			\$24.89					
4 ALT1	FLEETGUARD AF4343	FLEETGUARD	AF4343	4	EA						\$25.26		
5	10.15.5210 FILTER, AIR, FORD 6.8 BB AIR, W			1	EA				\$24.65	\$21.13	\$18.81	\$23.23	\$49.90
5 ALT1	FILTER, AIR ELEMENT FORD	BALDWIN	PA4433	1	EA		\$18.70						
5 ALT1	FLEETGUARD AF27882	FLEETGUARD	AF27882	1	EA						\$18.81		
5 ALT1	FILTER	Carquest	83902	1	EA			\$23.03					
6	10.15.5211 FILTER, AIR, F350 6.2L, WIX # W			50	EA				\$52.81	\$43.71	\$65.71	\$81.14	\$66.05
6 ALT1	OVAL AIR ELEMENT FILTER	BALDWIN	PA10061	50	EA		\$35.48						
6 ALT1	FILTER	Carquest	93837	50	EA			\$48.50					
6 ALT1	FLEETGUARD AF4286	FLEETGUARD	AF4286	50	EA						\$65.71		
7	10.15.5215 FILTER, AIR, CHEVY 3500 6.6L, W			1	EA				\$21.13	\$16.37	No Bid	No Bid	\$49.90
7 ALT1	PANEL ELEMENT FILTER	BALDWIN	PA10095	1	EA		\$15.44						
7 ALT1	FILTER	Carquest	93858	1	EA			\$20.42					
8	10.15.5216 FILTER, AIR, F250 6.2L, WIX # W			1	EA				\$34.33	\$28.43	\$48.81	\$60.26	\$49.90
8 ALT1	FILTER	Carquest	98220	1	EA			\$23.63					
8 ALT1	AIR FILTER	BALDWIN	PA10068	1	EA		\$29.95						
8 ALT1	FLEETGUARD AF4284	FLEETGUARD	AF4284	1	EA						\$48.81		
9	10.15.5217 FILTER, AIR, CHEVY EXPRESS 250			4	EA				\$18.48	\$14.31	No Bid	No Bid	\$44.43
9 ALT1	PANEL AIR ELEMENT	BALDWIN	PA10423	4	EA		\$11.90						
9 ALT1	FILTER	Carquest	97129	4	EA			\$14.62					
10	10.15.5223 FILTER, AIR, GM 6.0 VAN, WIX #			6	EA				\$15.83	\$14.95	\$17.48	\$21.57	\$50.62
10 ALT1	FILTER	Carquest	88573	6	EA			\$9.83					
10 ALT1	FILTER, RADIAL SEAL AIR ELEMENT	BALDWIN	RS4131	6	EA		\$11.82						
10 ALT1	FLEETGUARD AF25854	FLEETGUARD	AF25854	6	EA						\$17.48		
11	10.15.5226 FILTER, AIR, DT466 2005, IH #35			20	EA				\$54.07	\$51.10	\$45.43	\$56.09	\$81.52
11 ALT1	FILTER, RADIAL SEAL OUTER AIR ELEMENT	BALDWIN	RS4636	20	EA		\$42.30						
11 ALT1	FLEETGUARD AF25707	FLEETGUARD	AF25707	20	EA						\$45.43		
11 ALT1	FILTER	Carquest	88870	20	EA			\$55.36					
12	10.15.5227 FILTER, AIR, F350 6.7L, WIX # W			1	EA				\$25.36	\$19.64	No Bid	No Bid	\$40.01
12 ALT1	PANEL AIR ELEMENT FILTER	BALDWIN	PA10428	1	EA		\$17.67						

Arlington Independent School District

BID 26-31 Transportation Filters for Inventory & Catalog

Effective Dates: May 16, 2026- May 17, 2027

Vendor Name	FleetPride	Advance Auto Parts and/or Carquest (Straus-Frank Enterprises, LLC)	Parts Authority LLC	NAPA Auto Parts	Southwest International Trucks	Buck's Wheel & Equipment Co.	Miller Equipment Company (Kam Miller & Sons LLC)
Vendor Number	10288266	10287245	10289014	102291	13144000	12950000	Not Set Up
HUB	None	None	None	None	None	None	None
Texas Resident	Yes	No	No	Yes	Yes	Yes	Yes

						Total Price	Total Price	Total Price	Total Price	Total Price	Total Price	Total Price
12	ALT1	FILTER	Carquest	93937	1	EA		\$20.02				
13		10.15.5234 FILTER, AIR, F250 6.2L, FLAT FILT			1	EA			\$23.06	\$17.85	No Bid	\$45.06
13	ALT1	FILTER	Carquest	93938	1	EA		\$15.42				
13	ALT1	PANEL AIR ELEMENT FILTER	BALDWIN	PA10427	1	EA	\$16.06					
14		10.15.5236 FILTER, AIR, BB 6.7/8.1, BLUEBIR			4	EA		\$49.13	\$45.54	\$41.67	\$51.44	\$181.43
14	ALT1	FILTER, RADIAL SEAL AIR ELEMENT	BALDWIN	RS5458	4	EA		\$38.16				
14	ALT1	FLEETGUARD AF25188	FLEETGUARD	AF25188	4	EA				\$41.67		
14	ALT1	FILTER	Carquest	83519	4	EA		\$47.19				
15		10.15.5237 FILTER, AIR, CHEVY 6.6L, WIX # V			50	EA		\$19.61	\$15.18	\$28.10	No Bid	\$49.90
15	ALT1	PANEL AIR ELEMENT	BALDWIN	PA10417	50	EA		\$14.15				
15	ALT1	FILTER	Carquest	97012	50	EA		\$14.41				
15	ALT1	DONALDSON DONP643145	DONALDSON	DONP643145	50	EA				\$28.10		
16		10.15.5238 FILTER, AIR, CHEVY 3500, WIX #			4	EA		\$17.89	\$13.85	\$18.14	No Bid	\$32.94
16	ALT1	FLEETGUARD AF5003	FLEETGUARD	AF5003	4	EA				\$18.14		
16	ALT1	PANEL AIR ELEMENT	BALDWIN	PA10426	4	EA	\$19.44					
16	ALT1	FILTER	Carquest	97233	4	EA		\$26.74				
17		10.15.5252 FILTER, AIR, WIX # 42714			1	EA		\$4.97	\$4.56	\$3.87	\$4.78	\$31.29
17	ALT1	PANEL AIR ELEMENT	BALDWIN	PA1704	1	EA		\$3.82				
17	ALT1	FLEETGUARD AF364	FLEETGUARD	AF364	1	EA				\$3.87		
17	ALT1	FILTER	Carquest	87714	1	EA		\$4.75				
18		10.15.5257 FILTER, AIR, FORD 5-4, WIX # 46			50	EA		\$15.83	\$13.12	\$13.35	\$16.48	\$40.01
18	ALT1	FILTER	Carquest	88418	50	EA		\$10.61				
18	ALT1	FILTER, AIR ELEMENT	BALDWIN	PA4075	50	EA	\$11.25					
18	ALT1	FLEETGUARD AF25590	FLEETGUARD	AF25590	50	EA				\$13.35		
19		10.15.5259 FILTER, AIR, 2000 SUB. 6-0, AC V			1	EA		\$17.15	\$13.30	\$15.30	\$18.90	\$48.37
19	ALT1	FILTER	Carquest	87488	1	EA		\$9.93				
19	ALT1	FILTER, PANEL AIR ELEMENT	BALDWIN	PA4113	1	EA	\$10.76					
19	ALT1	FLEETGUARD AF25757	FLEETGUARD	AF25757	1	EA				\$15.30		
20		10.15.5262 FILTER, AIR, COLLINS, WIX # WA			50	EA		\$15.83	\$12.27	\$19.58	No Bid	\$51.50
20	ALT1	PANEL AIR ELEMENT W/ FOAM	BALDWIN	PA10093	50	EA		\$11.41				
20	ALT1	FLEETGUARD AF4283	FLEETGUARD	AF4283	50	EA				\$19.58		
21		10.15.5263 FILTER, AIR, IH 8.8 PART # 24172			12	EA		\$108.00	\$99.97	\$88.25	No Bid	\$381.59
21	ALT1	FILTER	Carquest	93994	12	EA		\$14.86				
21	ALT1	ENDURACUBE	BALDWIN	PA32001	12	EA		\$82.83				
21	ALT1	NAVISTAR 2517298C1	NAVISTAR	2517298C1	12	EA				\$88.25		
22		10.15.5265 FILTER, CRANK CASE, 6.7 CUMM			20	EA		\$68.11	\$47.86	\$89.14	\$97.55	\$183.61
22	ALT1	CRANKCASE BREATHER	BALDWIN	CV15010	20	EA		\$43.61				
22	ALT1	FILTER	Carquest	95136	20	EA		\$55.00				
23		10.15.5267 FILTER, AIR, FOR 2.5 VAN, WIX #			12	EA		\$16.14	\$13.12	No Bid	No Bid	\$40.89

Arlington Independent School District

BID 26-31 Transportation Filters for Inventory & Catalog

Effective Dates: May 16, 2026- May 17, 2027

Vendor Name	FleetPride	Advance Auto Parts and/or Carquest (Straus-Frank Enterprises, LLC)	Parts Authority LLC	NAPA Auto Parts	Southwest International Trucks	Buck's Wheel & Equipment Co.	Miller Equipment Company (Kam Miller & Sons LLC)
Vendor Number	10288266	10287245	10289014	102291	13144000	12950000	Not Set Up
HUB	None	None	None	None	None	None	None
Texas Resident	Yes	No	No	Yes	Yes	Yes	Yes

						Total Price	Total Price	Total Price	Total Price	Total Price	Total Price	Total Price	
23	ALT1	FILTER	Carquest	93932	12	EA		\$9.20					
23	ALT1	PANEL AIR ELEMENT	BALDWIN	PA10437	12	EA	\$10.90						
24		10.15.5268 FILTER, CABIN, FOR 2.5 VAN WIX			2	EA			\$13.19	\$10.19	No Bid	No Bid	\$42.66
24	ALT1	CABIN AIR ELEMENT	BALDWIN	PA4474	2	EA	\$8.90						
24	ALT1	FILTER	Carquest	90288P	2	EA		\$10.00					
25		10.15.5209 FILTER, AIR, BB 6.7L 2024+, # 10			2	EA	No Bid	No Bid	No Bid	No Bid	No Bid	\$88.63	\$159.04
26		10.15.5247 FILTER, AIR, CHEVY 2024 5.3L, W			2	EA			\$16.13	\$12.50	No Bid	\$14.85	\$49.90
26	ALT1	FILTER	Carquest	97011	2	EA		\$10.81					
26	ALT1	PANEL AIR ELEMENT	BALDWIN	PA10416	2	EA	\$11.73						
27		10.15.5245 FILTER, AIR, FORD E 450 7.3L, #			1	EA			No Bid	\$21.04	\$44.85	\$21.32	\$32.14
27	ALT1	Bidding Wix	Wix	WA10962	1	EA		\$10.75					
27	ALT1	FILTER	Carquest	97388	1	EA		\$11.88					
27	ALT1	FLEETGUARD AF25139M	FLEETGUARD	AF25139M	1	EA				\$44.85			
27	ALT1	FILTER, RADIAL SEAL OUTER AIR ELEMENT	BALDWIN	RS3518	1	EA	\$44.95						
28		10.15.5242 FILTER, AIR, Equinox 2013-2016,			1	EA			\$19.81	\$15.34	No Bid	No Bid	\$40.89
28	ALT1	FILTER	Carquest	83727	1	EA		\$12.62					
28	ALT1	PANEL AIR ELEMENT WITH FELT PAD	BALDWIN	PA4431	1	EA	\$13.74						
29		10.15.5243 FILTER, AIR, Equinox 2018+, WIX			1	EA			\$15.83	\$12.27	No Bid	No Bid	\$46.19
29	ALT1	PANEL AIR ELEMENT	BALDWIN	PA10091	1	EA	\$10.96						
29	ALT1	FILTER	Carquest	93929	1	EA		\$12.01					
30		10.15.5246 FILTER, AIR, Colorado 2024+, # A			4	EA		No Bid	No Bid	No Bid	No Bid	No Bid	\$62.77
30	ALT1	PANEL AIR ELEMENT	BALDWIN	PA10454	4	EA	\$15.78						
31		10.15.5304 FILTER, OIL, 8.1 PROPANE, WIX #			1	EA			\$6.61	\$5.12	\$6.74	\$8.32	\$20.92
31	ALT1	FILTER	Carquest	84099	1	EA		\$4.00					
31	ALT1	FILTER, LUBE SPIN ON	BALDWIN	B1438	1	EA	\$4.40						
31	ALT1	FLEETGUARD LF16109	FLEETGUARD	LF16109	1	EA				\$6.74			
32		10.15.5305 FILTER, OIL, FORD 6.8 BB, WIX #			6	EA			\$5.29	\$4.09	\$5.25	\$6.47	\$20.38
32	ALT1	FILTER. LUBE SPIN ON	BALDWIN	B329	6	EA	\$3.77						
32	ALT1	FILTER	Carquest	85372	6	EA		\$4.00					
32	ALT1	FLEETGUARD LF3681	FLEETGUARD	LF3681	6	EA				\$5.25			
33		10.15.5306 FILTER, OIL, THERMO KING, WIX			72	EA			\$7.27	\$6.77	\$5.58	\$6.90	\$20.57
33	ALT1	FILTER, FULL FLOW LUBE SPIN ON	BALDWIN	B161-S	72	EA	\$5.56						
33	ALT1	FLEETGUARD LF16157	FLEETGUARD	LF16157	72	EA				\$5.58			
33	ALT1	FILTER	Carquest	85344	72	EA		\$7.05					
34		10.15.5314 FILTER, OIL, 6.6 GM, WIX # 5720			3	EA			\$8.87	\$7.46	\$7.79	\$9.63	\$23.30
34	ALT1	FILTER, LIBE SPIN ON	BALDWIN	B1441	3	EA	\$6.89						
34	ALT1	FLEETGUARD LF16102	FLEETGUARD	LF16102	3	EA				\$7.79			
34	ALT1	FILTER	Carquest	84202	3	EA		\$8.29					
35		10.15.5315 FILTER, OIL, 6.0 2012, WIX # 570			1	EA			\$5.29	\$4.09	No Bid	\$5.01	\$26.03

Arlington Independent School District

BID 26-31 Transportation Filters for Inventory & Catalog

Effective Dates: May 16, 2026- May 17, 2027

Vendor Name	FleetPride	Advance Auto Parts and/or Carquest (Straus-Frank Enterprises, LLC)	Parts Authority LLC	NAPA Auto Parts	Southwest International Trucks	Buck's Wheel & Equipment Co.	Miller Equipment Company (Kam Miller & Sons LLC)
Vendor Number	10288266	10287245	10289014	102291	13144000	12950000	Not Set Up
HUB	None	None	None	None	None	None	None
Texas Resident	Yes	No	No	Yes	Yes	Yes	Yes

						Total Price	Total Price	Total Price	Total Price	Total Price	Total Price	Total Price
35	ALT1	FILTER, FULL FLOW LUBE SPIN ON	BALDWIN	B160	1	EA	\$3.52					
35	ALT1	FILTER	Carquest	84060	1	EA		\$4.00				
36		10.15.5317 FILTER, OIL, 1.5L, EQUINOX WIX			96	EA		\$5.29	\$4.09	\$4.05	No Bid	\$19.37
36	ALT1	LUBE SPIN ON	BALDWIN	B7422	96	EA	\$3.42					
36	ALT1	FILTER	Carquest	95140	96	EA		\$4.00				
36	ALT1	FLEETGUARD LF16242	FLEETGUARD	LF16242	96	EA				\$4.05		
37		10.15.5318 FILTER, OIL, PROMASTER 2500, V			12	EA		\$5.90	\$4.38	\$9.22	No Bid	\$22.42
37	ALT1	LUBE ELEMENT	BALDWIN	P9600	12	EA	\$3.55					
37	ALT1	FILTER	Carquest	94010	12	EA		\$4.52				
37	ALT1	FLEETGUARD LF16424	FLEETGUARD	LF16424	12	EA				\$9.22		
38		10.15.5319 FILTER, OIL, CHEVY 3500, WIX #			1	EA		\$8.20	\$6.35	\$13.00	No Bid	\$28.91
38	ALT1	LUBE SPIN ON	BALDWIN	B40150	1	EA	\$5.83					
38	ALT1	FILTER	Carquest	95324	1	EA		\$6.00				
38	ALT1	FLEETGUARD LF16511	FLEETGUARD	LF16511	1	EA				\$13.00		
39		10.15.5320 FILTER, OIL, CHEVY 2.7L, WIX # V			1	EA		\$5.29	\$4.09	No Bid	No Bid	\$30.35
39	ALT1	LUBE FILTER	BALDWIN	B40162	1	EA	\$3.56					
39	ALT1	FILTER	Carquest	95146	1	EA		\$4.00				
40		10.15.5325 FILTER, OIL, BB 6.7 OIL , WIX # 5			1	EA		\$10.49	\$9.90	\$9.21	\$11.38	\$51.52
40	ALT1	FILTER LUBE ON	BALDWIN	B7177	1	EA	\$8.13					
40	ALT1	FLEETGUARD LF3970	FLEETGUARD	LF3970	1	EA				\$9.21		
40	ALT1	FILTER	Carquest	84182	1	EA		\$10.40				
41		10.15.5328 FILTER, OIL, DT, WIX # 51799			75	EA		\$24.30	\$23.09	\$18.88	\$23.31	\$98.64
41	ALT1	FLEETGUARD LF3883	FLEETGUARD	LF3883	75	EA				\$18.88		
41	ALT1	FILTER FULL FLOW LUBE SPIN ON	BALDWIN	B7030	75	EA	\$18.97					
41	ALT1	FILTER	Carquest	85799	75	EA		\$23.78				
42		10.15.5334 FILTER, OIL, FORD COLLINS, WIX			2	EA		\$5.29	\$4.09	\$4.28	\$5.29	\$21.37
42	ALT1	FILTER, LUBE SPIN ON	BALDWIN	B7449	2	EA	\$3.76					
42	ALT1	FILTER	Carquest	84502	2	EA		\$4.00				
42	ALT1	FLEETGUARD LF17531	FLEETGUARD	LF17531	2	EA				\$4.28		
43		10.15.5335 FILTER, OIL, 8.8 ENGINE INTERN			24	EA		\$5.29	\$4.09	\$4.27	\$5.27	\$22.37
43	ALT1	FILTER	Carquest	85060	24	EA	\$4.00					
43	ALT1	FILTER, LUBE SPIN ON	BALDWIN	B1428	24	EA	\$4.13					
43	ALT1	FLEETGUARD LF3679	FLEETGUARD	LF3679	24	EA				\$4.27		
44		10.15.5336 FILTER, OIL, MAXFORCE , WIX #			24	EA		\$44.56	\$41.72	\$49.88	\$61.58	\$165.93
44	ALT1	OIL FILTER	BALDWIN	B7503	24	EA	\$34.27					
44	ALT1	FILTER	Carquest	84708	24	EA		\$43.85				
44	ALT1	FLEETGUARD LF17499	FLEETGUARD	LF17499	24	EA				\$49.88		
45		10.15.5338 FILTER, OIL, 5.3 LITER SUBURBA			3	EA		\$5.29	\$4.09	\$4.28	No Bid	\$26.04
45	ALT1	FILTER LUBE SPIN ON	BALDWIN	B7444	3	EA	\$3.49					

Arlington Independent School District

BID 26-31 Transportation Filters for Inventory & Catalog

Effective Dates: May 16, 2026- May 17, 2027

Vendor Name	FleetPride	Advance Auto Parts and/or Carquest (Straus-Frank Enterprises, LLC)	Parts Authority LLC	NAPA Auto Parts	Southwest International Trucks	Buck's Wheel & Equipment Co.	Miller Equipment Company (Kam Miller & Sons LLC)
Vendor Number	10288266	10287245	10289014	102291	13144000	12950000	Not Set Up
HUB	None	None	None	None	None	None	None
Texas Resident	Yes	No	No	Yes	Yes	Yes	Yes

						Total Price	Total Price	Total Price	Total Price	Total Price	Total Price	Total Price
45	ALT1	FILTER	Carquest	84502	3	EA		\$4.00				
45	ALT1	FLEETGUARD LF17531	FLEETGUARD	LF17531	3	EA				\$4.28		
46		10.15.5343 FILTER, OIL, 2.0 Transit, WIX # 5			48	EA		\$5.30	\$4.38	\$4.84	\$5.98	\$21.09
46	ALT1	FLEETGUARD LF716	FLEETGUARD	LF716	48	EA				\$4.84		
46	ALT1	FILTER, FULL-FLOW LUBE SPIN-ON	BALDWIN	B161-S	48	EA	\$5.56					
46	ALT1	FILTER	Carquest	85344	48	EA		\$7.05				
47		10.15.5344 FILTER, OIL, for 6.7. WIX # 57151			3	EA			\$16.02	\$14.14	\$14.02	\$17.32
47	ALT1	OIL FILTER	BALDWIN	B7379	3	EA	\$12.41					
47	ALT1	FLEEGUARD LF17494	FLEEGUARD	LF17494	3	EA				\$14.02		
47	ALT1	FILTER	Carquest	84151	3	EA		\$15.79				
48		10.15.5407 FILTER, TRANS, WIX # 57701,			3	EA			\$16.44	\$13.94		\$17.96
48	ALT1	FILTER, TRANSMISSION	BALDWIN	BT8460	3	EA	\$13.19					
48	ALT1	FLEETGUARD HF35296	FLEETGUARD	HF35296	3	EA				\$14.54		
48	ALT1	FILTER	Carquest	94282	3	EA		\$15.79				
49		10.15.5415 FILTER, 6.8 BB TRANS, WIX # WL			36	EA			\$22.97	\$29.67	No Bid	\$54.24
49	ALT1	TRANSMISSION FILTER	BALDWIN	20028	36	EA	\$25.93					
49	ALT1	FILTER	Carquest	95285	36	EA		\$34.18				
50		10.15.5803 FILTER, FUEL, DT466 2008, WIX #			1	EA			\$55.42	\$52.78	\$44.34	\$54.76
50	ALT1	FUEL ELEMENT	BALDWIN	PF7978	1	EA	\$43.35					
50	ALT1	FLEETGUARD FS19947	FLEETGUARD	FS19947	1	EA				\$44.34		
50	ALT1	FILTER	Carquest	86994	1	EA		\$57.59				
51		10.15.5814 FILTER, FUEL, ROUSH TANK, # P1			6	EA	No Bid	No Bid	No Bid	No Bid	No Bid	\$299.39
51	ALT1	FILTER, FUEL SPIN ON	Carquest	86403	1	EA		\$10.21				
52		10.15.5819 FILTER, FUEL, THERMO KING FU			6	EA			\$7.11	\$6.69	\$5.75	\$7.10
52	ALT1	FILTER, SECONDARY FUEL SPIN ON	BALDWIN	BF992	6	EA	\$5.50					
52	ALT1	FLEETGUARD FF204	FLEETGUARD	FF204	6	EA				\$5.75		
52	ALT1	FILTER	Carquest	86368	6	EA		\$7.05				
53		10.15.5834 FILTER, FUEL, DT FUEL, WIX # 33			1	EA			\$13.19	\$11.47	\$10.59	\$13.07
53	ALT1	FILTER, FUEL SPIN ON	BALDWIN	BF7629	1	EA	\$9.42					
53	ALT1	FILTER	Carquest	86403	1	EA		\$10.21				
53	ALT1	FLEETGUARD FF5269	FLEETGUARD	FF5269	1	EA				\$10.59		
54		10.15.5836 FILTER, FUEL, 6.7 2016 BB FUEL,			3	EA			\$34.63	\$31.53	\$27.45	\$33.90
54	ALT1	FUEL SPIN ON	BALDWIN	BF63000	3	EA	\$25.90					
54	ALT1	FLEETGUARD FF63054NN	FLEETGUARD	FF63054NN	3	EA				\$27.45		
54	ALT1	FILTER	Carquest	96850	3	EA		\$33.06				
55		10.15.5841 FILTER, FUEL, BLUEBIRD 6.7 FUE			48	EA			\$16.66	\$15.63	\$12.70	\$15.68
55	ALT1	FLEETGUARD FF5632	FLEETGUARD	FF5632	48	EA				\$12.70		
55	ALT1	FILTER, FUEL SPIN ON	BALDWIN	BF7940	48	EA	\$12.84					
55	ALT1	FILTER	Carquest	86966	48	EA		\$16.91				
56		10.15.5842 FILTER, FUEL, FRAME FOR BB WI			6	EA			\$24.45	\$26.77	\$28.15	\$34.76

Arlington Independent School District

BID 26-31 Transportation Filters for Inventory & Catalog

Effective Dates: May 16, 2026- May 17, 2027

Vendor Name	FleetPride	Advance Auto Parts and/or Carquest (Straus-Frank Enterprises, LLC)	Parts Authority LLC	NAPA Auto Parts	Southwest International Trucks	Buck's Wheel & Equipment Co.	Miller Equipment Company (Kam Miller & Sons LLC)
Vendor Number	10288266	10287245	10289014	102291	13144000	12950000	Not Set Up
HUB	None	None	None	None	None	None	None
Texas Resident	Yes	No	No	Yes	Yes	Yes	Yes

						Total Price	Total Price	Total Price	Total Price	Total Price	Total Price	Total Price
56 ALT1	FILTER, FUEL/WATER SEPARATOR	BALDWIN	BF1223	6	EA	\$19.16						
56 ALT1	FLEETGUARD FS19687	FLEETGUARD	FS19687	6	EA				\$28.15			
56 ALT1	FILTER	Carquest	86231	6	EA		\$28.61					
57	10.15.5844 FILTER, FUEL, 2020 6.7 CUMMIN			48	EA			No Bid	\$73.42	\$69.79	\$86.13	\$339.69
57 ALT1	FLEETGUARD FS20288	FLEETGUARD	FS20288	48	EA					\$69.79		
57 ALT1	FUEL/WATER SEPARATOR	BALDWIN	BF46169-O	48	EA	\$71.91						
57 ALT1	FILTER	Carquest	96842	48	EA		\$98.47					
57 ALT1	Bidding Wix	Wix	WF10589	48	EA			\$108.52				
58	10.15.5846 FILTER, FUEL/WATER, SEPARATC			6	EA			No Bid	\$43.60	\$42.44	\$52.40	\$172.34
58 ALT1	FUEL/WATER SEPARATOR	BALDWIN	BF46160-SPS	6	EA	\$35.81						
58 ALT1	FLEETGUARD FS1098	FLEETGUARD	FS1098	6	EA				\$42.44			
58 ALT1	FILTER	Carquest	96830	6	EA		\$47.73					
58 ALT1	Bidding Wix 24723	Wix	24723	6	EA			\$60.61				
59	10.15.5850 FILTER, FUEL, F350 6.2L, WIX # V			6	EA			\$70.99	\$48.06	\$58.92	\$72.76	\$137.06
59 ALT1	Fuel Filter	BALDWIN	PF46174 KIT	6	EA	\$38.96						
59 ALT1	FILTER	Carquest	96735	6	EA		\$51.28					
59 ALT1	FLEETGUARD FK11020	FLEETGUARD	FK11020	6	EA				\$58.92			
60	10.15.5851 FILTER, FUEL, CHEVY 3500 6.6L,			2	EA			\$32.18	\$27.93	\$49.58	\$61.20	\$78.02
60 ALT1	FUEL ELEMENT	BALDWIN	PF46126	2	EA	\$23.28						
60 ALT1	FILTER	Carquest	96724	2	EA		\$28.61					
60 ALT1	FLEETGUARD FF5995	FLEETGUARD	FF5995	2	EA				\$49.58			
61	10.15.5901 FILTER, DEF, CUMMINS, UF106			2	EA			No Bid	\$106.42	\$93.04	\$85.80	\$405.05
61 ALT1	DIESEL EXHAUST FLUID FILTER KIT	BALDWIN	PE17002 KIT	2	EA	\$87.41						
61 ALT1	Bidding Wix	Wix	WS10021	2	EA			\$114.90				
61 ALT1	FILTER	Carquest	96877	2	EA		\$115.94					

Award Total: \$450,000



FROM: Lisa Phillips
Director of Purchasing

DATE: April 23, 2026

RE: **BID 26-32 Transportation Tires for Inventory & Catalog**

Bid Number **26-32** is an annual contract for transportation tires for inventory. In addition to the inventory line items, the bid asked for a discount from the vendor's catalog, shelf price or price list. This will allow the District to purchase items or services which are not identified at this time.

It is recommended that the low bids meeting specifications be awarded by line item, unless noted as all-or-none awards. For all-or-none sections, it is recommended that the lowest overall bid meeting specification and providing all items be awarded. It is also recommended that all vendors meeting specifications submitting catalog bids be approved.

Arlington Independent School District

BID 26-32 Transportation Tires for Inventory & Catalog

Effective Dates May 16, 2026- May 15, 2027

Vendor name		Southern Tire Mart, LLC	Patriot Express Tire & Oil (Patriot Automotive Group)		
Vendor Number		4469	Not Set Up		
HUB		None	HUB		
Texas Resident		No	Yes		
		Total Price	Total Price		
Line #	Description	QTY	UOM	Unit	Unit
1	Please provide a percentage discount from your catalog, shelf, or list price	1	EA	0.0%	0.0%
2	Lines 3 through 19 will be awarded on All-or-None basis	1	EA		
3	11.01.0000 TIRE, 265/70R16, "FIRESTONE DESTINATION LE3" - PART # 005-354 NO SUB.	2	EA	\$125.00	\$129.91
4	11.01.0001 TIRE, ST225 75R15, 10 PR TRAILER TIRE, NO SUB.	2	EA	\$59.00	\$58.82
5	11.01.0009 TIRE, 215/55R16, "FIRESTONE ALL SEASON", PART # 004-042, NO SUB.	4	EA	\$86.00	\$89.25
6	11.01.0014 TIRE, LT245/70R17, "FIRESTONE TRANSFORCE HT", HT2, HT3 - PART # 002-767 NO SUB.	2	EA	\$143.00	\$142.98
7	11.01.0016 TIRE, LT245/75R17, "FIRESTONE TRANSFORCE HT", HT2, HT3 PART # 003-490, 002-777, 013-889 NO SUB.	80	EA	\$142.00	\$147.53
8	11.01.0019 TIRE, 265-70R17, "FIRESTONE TRANSFORCE HT", HT2, HT3 - PART # 002-768, 013-870 NO SUB.	16	EA	\$168.00	\$172.22
9	11.01.0020 TIRE, 225/65R17, "FIRESTONE ALL SEASON" PART # 013-343 NO SUB.	8	EA	\$95.00	\$102.20
10	11.01.0022 TIRE, P255/70R17, "BRIDGESTONE DUELER H/T 684" PART # 002-959, NO SUB.	24	EA	\$179.00	\$174.62
11	11.01.0026 TIRE, LT225/75R16, "FIRESTONE TRANSFORCE HT", HT2, HT3 PART # 002-760, 013-886 NO SUB.	80	EA	\$118.00	\$120.49
12	11.01.0027 TIRE, LT245/75R16, "BRIDGESTONE V-STEEL RIB 265", PART # 003-489, NO SUB.	30	EA	\$164.00	\$165.72
13	11.01.0028 TIRE, 235/80R17, "FIRESTONE TRANSFORCE HT", HT2, HT3 PART #002-766 NO SUB.	4	EA	\$142.00	\$142.65
14	11.01.0029 TIRE, 265/65R18, "FIRESTONE DESTINATION LE3" - PART # 005-389, 014-939 NO SUB.	10	EA	\$139.00	\$141.55
15	11.01.0030 TIRE, 235/65R16, "FIRESTONE TRANSFORCE CV", CV2 - PART # 004-709 NO SUB.	2	EA	\$131.00	\$135.14
16	11.01.0031 TIRE, 255/65R17, "FIRESTONE DESTINATION LE3" PART # 005-372, NO SUB.	2	EA	\$137.00	\$139.43
17	11.01.0082 TIRE, 11R22.5, "BRIDGESTONE R268 ECO PIA", 16 PLY, PART # 248-783, NO SUB.	100	EA	\$307.25	\$337.25
18	11.01.0083 TIRE, 255/70R22.5, "BRIDGESTONE R250ED", 16 PLY, PART # 216-568, NO SUB.	100	EA	\$360.00	\$380.63
19	11.01.0085 TIRE, 195/75R16C, "FIRESTONE TRANSFORCE CV", CV2 PART # 004-708, 013-903 NO SUB.	40	EA	\$114.00	\$110.92
TOTAL				\$2,609.25	\$2,691.31

Award Total: \$550,000



FROM: Lisa Phillips
Director of Purchasing

DATE: March 27, 2026

RE: Qualifying BID: Bid Number **26-33 Printing Services Annual Contract**

Bid Number 26-33 is an annual contract for printing service annual contract for all schools and departments. This contract will be effective May 15, 2026, for one year. The AISD reserves the right to accept or reject any and/or all bids, and to waive technicalities. Vendors were asked to bid a discount from their manufacturer's catalogs. This is a qualifying bid. As the need arises, formal written quotes will be obtained from the approved list of vendors.

Arlington Independent School District
BID 26-33 PRINTING SERVICES
EFFECTIVE DATES : May 15, 2026 - May 15, 2027

VENDOR #	VENDOR	FREIGHT	DISCOUNT
102740	AC Printing	No	10%
10279861	AlphaGraphics & Swifty Solutions (Sorita Enterprises, Inc.)	Yes	10%
10281931	American Solutions for Business (American Business Forms Inc)	No	0%
10288827	Business Essentials (CMBC Investments LLC)	No	25% to 85%
10287438	Cape Equipment & Services LLC (Cape Equipment & Services LLC dba LSS Digital Print Finishing Systems)	Yes	0%
12250000	Champion Teamwear (It's Greek To Me, Inc)	No	20%
10288115	Chaotic Designs	No	0%
101238	Crown Trophy	Yes	0%
Not Set Up	Design Werks (SMI Group, LLC)	Yes	15%
10273428	Digital Press (Stone Shield Investments, LLC)	Yes	2%
10287480	Dream Ranch Supply & Procurement Group (Dream Ranch LLC)	No	0%
7627	Dri-Stick Decal Corp. DBA Rydin Decal	No	10%
Not Set Up	Eric Beasley Consulting (EB Consulting)	Yes	0%
7671	FASTSIGNS #10303 (SIMDA Service Corporation)	Yes	10%
10289246	Fastsigns North Arlington (VHG Holdings, LLC dba Fastsigns North Arlington)	Yes	20%
10280190	Finishing & Mailing Center LLC	Yes	10%
Not Set Up	Flash Prints, LLC	No	0%
10284897	Gandy Ink	Yes	0%
10276836	Jayden Graphics Inc.	No	0%
Not Set Up	JNJ Creations LLC (Unique Apparel Designs)	No	0%
Not Set Up	Litho Press Inc	Yes	20%
10288082	Mascot Junction, Inc.	Yes	20%

Arlington Independent School District
BID 26-33 PRINTING SERVICES
EFFECTIVE DATES : May 15, 2026 - May 15, 2027

10282735	MAVICH	Yes	5%
Not Set Up	Minuteman Press (Treniti Services LLC)	No	10%
10281891	Ovol USA f/k/a JP Gould a/k/a Baxter, Bosworth Papers, High Point (Western-BRW Paper Co. Inc)	No	10%
10280184	Prestige Business Solutions	No	0%
7435	Print World	Yes	0%
10284365	QUILL CORPORATION	No	15%
Not Set Up	Sherry's Sportswear & Specialty Advertising	No	20%
10285380	Sign Champ Inc	Yes	0%
8073/	Signarama Arlington TX (Rhymnour Corp LLC)	Yes	0%
Not Set Up	Signs PQ LLC	Yes	0%
10287283	Texas Music Festivals Enterprise, Inc	No	20%
10287760	VERSA PRINTING INC	No	0%
Not Set Up	Visionz Designs Inc.	No	15%
6517	Visual Impact Specialties (Aggtown Graphics LLC.)	Yes	0%

ESTIMATED AMOUNT \$500,000



MEMORANDUM

TO: Wm. Kelly Horn, Asst. Superintendent of Facility Services
FROM: Mike Parkos, Director of Facility Planning and Construction
DATE: April 8, 2026
SUBJECT: CSP#26-70 - 2019 Bond Phase 5 Hill Elementary School Renovations

The district approved the Phase 5 Hill Elementary School Renovations project as a part of the 2019 Bond program. Additionally, the Board of Trustees approved LBL Architects (LBL) as the design professional and approved Competitive Sealed Proposal (CSP) as the method of construction procurement for the projects.

Upon completion of the construction documents and in accordance with state law, notification of the request for Competitive Sealed Proposals (CSP) was advertised and sent to local contractors, area chambers' of commerce and contractors on a list supplied by the DFW Minority Business Council.

Proposals have been received from ten contractors, these are:

CGC General Contractor, inc.
 JC Commercial
 Tegrity Contractors, Inc.
 RJM Contractors
 3i Construction Management
 Hutcherson Construction, Inc.
 Batson - Cook Texas, LLC
 Modern Contractors, Inc.
 Morales Construction Services, Inc.
 BBL Building Company

An evaluation committee consisting of the Director of Facility Planning and Construction, three Arlington ISD Project Managers, the Project Controls Specialist, and the Design Architect completed evaluations.

CGC General Contractor, inc. (CGC) ranked highest amongst all proposers. District staff worked with CGC General Contractor, inc. to ensure that the intended project scope was addressed, to identify opportunities to reduce the proposed cost and to verify the project budget and schedule.

The total construction budget for the Hill Elementary School Renovations project is \$3,500,000. The CGC General Contractor, Inc. offered a competitive sealed proposal of \$2,760,597 for the project base bid. The District Administration recommends accepting the base bid and a \$100,000 City Review Allowance for a total cost of \$2,860,597 which is \$639,403 less than the construction budget.

The architect's letter of recommendation for the construction contract award is attached. Pending approval of CSP #26-70 work on this project will begin in May 2026 with substantial completion in January 2027 and final completion in March 2027.



April 9, 2026

Kelly Horn, Assistant Superintendent of Facility Services
690 East Lamar Boulevard
Arlington, Texas 76011

RE: CSP 26-70 AISD 2019 Bond – Phase 2 Bid Package 8 – Hill Elementary School and Renovation.

Dear Kelly Horn,

Please accept our recommendation for award of the construction contract for the AISD 2019 Bond Package – Phase 2 Bid Package 8 – Hill Elementary School Renovation. We have reviewed the proposals received April 8, 2026, and CGC General Contractors received the highest evaluation score. The evaluation criteria focused on the total proposed amount, qualifications and required proper forms, proposed time of completion, and HUB compliance. The budget for this project was \$3,500,000.00 and the proposal, with contingency for City Review comments, is \$2,860,597.00.

This CSP is under the construction budget by \$639,403.00.

Based on the above information we therefore recommend a construction contract with accepted for City Review be awarded to CGC General Contractors, Inc in the total amount of \$2,860,597.00.

Please contact our office if you have any questions.

Sincerely,

A handwritten signature in blue ink, appearing to read 'Tom McCarty', is written over a horizontal line.

Tom McCarty, AIA, NCARB
President
LBL Architects, Inc.

Summary

PROJECT NAME:Hill Elementary Renovation



CSP Proposal Budget: \$3,500,000

PROPOSAL EVALUATION								
PROJECT #: CSP#26-70								
Proposer	Price	Price Score	HUB Commitment %	HUB Score	Qualifications	Qualifications Score	Total Score	Ranking
CGC General Contractor, inc.	\$2,760,597	35.000	7%	10.00	64.67	25.87	70.87	1
JC Commercial	\$2,923,777	31.202	2%	0.00	57.00	22.80	54.00	9
Tegrity Contractors	\$3,027,777	29.096	0%	10.00	64.33	25.73	64.83	4
RJM Contractors	\$3,094,000	27.863	7%	3.50	90.50	36.20	67.56	2
3i Construction Management	\$3,186,100	26.276	4%	2.00	71.00	28.40	56.68	7
Hutcherson Construction	\$3,232,060	25.534	0%	0.00	73.17	29.27	54.80	8
Batson Cook Texas	\$3,311,438	24.324	8%	4.00	82.50	33.00	61.32	5
Modern Contractors	\$3,317,100	24.241	20%	10.00	81.50	32.60	66.84	3
Morales Construction Services	\$3,720,000	19.275	20%	10.00	78.67	31.47	60.74	6
BBL Building Company	\$4,040,646	16.337	20%	10.00	0.00	0.00	26.34	10

**MEMORANDUM**

TO: Wm. Kelly Horn, Asst. Superintendent of Facility Services
FROM: Mike Parkos, Director of Facility Planning and Construction
DATE: April 8, 2026
SUBJECT: CSP#26-75 2019 Bond Phase 5 Dunn & Butler ES Renovations

The district approved the Phase 5 Dunn & Butler Elementary School Renovations project as a part of the 2019 Bond program. Additionally, the Board of Trustees approved HKS Architects (HKS) as the design professional and approved Competitive Sealed Proposal (CSP) as the method of construction procurement for the projects.

Upon completion of the construction documents and in accordance with state law, notification of the request for Competitive Sealed Proposals (CSP) was advertised and sent to local contractors, area chambers' of commerce and contractors on a list supplied by the DFW Minority Business Council.

Proposals have been received from four contractors, one proposal was incomplete; the three complete proposals are:

Batson-Cook Texas, LLC
Morales Construction Services, Inc.
Key Construction Texas, LLC

An evaluation committee consisting of the Director of Facility Planning and Construction, two Arlington ISD Project Managers, the Project Controls Specialist, and two of the Design Architects completed evaluations. Batson-Cook Texas, LLC (BC) ranked highest amongst all proposers. District staff worked with Batson-Cook Texas, LLC to ensure that the intended project scope was addressed, to identify opportunities to reduce the proposed cost and to verify the project budget and schedule.

The total construction budget for the Dunn & Butler ES Renovations project is \$2,950,000. Batson-Cook Texas, LLC offered a competitive sealed proposal of \$2,834,257 for the project base bid. The District Administration recommends accepting the base bid for a total cost of \$2,834,257 which is \$116,743 less than the construction budget.

The architect's letter of recommendation for the construction contract award is attached. Pending approval of CSP #26-75 work on this project will begin in May 2026 with substantial completion in December 2026 and final completion in February 2027.

Summary

PROJECT NAME: Dunn & Butler ES Renovations



CSP Proposal Budget: \$2,950,000

PROPOSAL EVALUATION								
Proposer	Price	Price	HUB Commitment %	HUB	Qualifications	Qualifications	Total	Ranking
		Score		Score		Score	Score	
Batson-Cook Texas, LLC	\$2,834,257	35.000			74.67	29.87	64.87	1
Morales Construction Services, Inc.	\$3,075,500	29.725			84.67	33.87	63.59	2
Key Construction Texas, LLC	\$3,970,000	17.839			85.33	34.13	51.97	3

Date: 04/07/2026

Michael Parkos
Arlington ISD – Director of Facility
Planning & Construction

1201 Colorado Lane
Arlington, Texas 76015

Re: AISD – CSP 26-75 Dunn &
Butler ES Renovations.

Recommendation for Award of
Contract

HKS Project No. [26399.001 &
26399.002]

Dear Mike Parkos:

On Wednesday, April 1, 2026 the Arlington Independent School District received four sealed proposals for CSP 26-75 Dunn & Butler ES Renovations.

The proposals consisted of a base proposal and alternates. All received proposals were from qualified contractors and included information as required by the proposal documents.

After complete and careful review of the criteria, HKS and the Arlington ISD evaluation committee have ranked **Batson-Cook Construction** as the top ranked proposer.

We recommend awarding the AISD CSP 26-75 Dunn & Butler ES Renovation project to **Batson-Cook Construction** for the contract amount of **\$2,834,257.00**

We trust this recommendation meets with your approval and look forward to the successful completion of this project.

Sincerely,



Wayne O. Reynaud
AIA, REFP, ICA, WELL AP
Regional Practice Director, Education
Principal

**MEMORANDUM**

TO: Wm. Kelly Horn, Asst. Superintendent of Facility Services
FROM: Mike Parkos, Director of Facility Planning and Construction
DATE: April 8, 2026
SUBJECT: CSP#26-76 2019 Bond Phase 5 Rankin & Sherrod ES Renovations

The district approved the Phase 5 Rankin & Sherrod ES Renovations project as a part of 2019 Bond program. Additionally, the Board of Trustees approved HKS Architects (HKS) as the design professional and approved Competitive Sealed Proposal (CSP) as the method of construction procurement for the projects.

Upon completion of the construction documents and in accordance with state law, notification of the request for Competitive Sealed Proposals (CSP) was advertised and sent to local contractors, area chambers' of commerce and contractors on a list supplied by the DFW Minority Business Council.

Proposals have been received from four contractors, one proposal was incomplete; the three complete proposals are:

3i Construction Management LLC
Northridge Construction Group, LLC
Key Construction Texas, LLC

An evaluation committee consisting of the Director of Facility Planning and Construction, two Arlington ISD Project Managers, the Project Controls Specialist, and two of the Design Architects completed evaluations. Key Construction Texas, LLC (Key) ranked highest amongst all proposers. District staff worked with Key Construction Texas, LLC to ensure that the intended project scope was addressed, to identify opportunities to reduce the proposed cost and to verify the project budget and schedule.

The total construction budget for the Rankin & Sherrod ES Renovations project is \$4,495,000. Key Construction Texas, LLC offered a competitive sealed proposal of \$4,525,000 for the project base bid. The District Administration recommends accepting the base bid for a total cost of \$4,525,000 which is \$30,000 more than the construction budget.

The architect's letter of recommendation for the construction contract award is attached. Pending approval of CSP #26-76 work on this project will begin in May 2026 with substantial completion in December 2026 and final completion in February 2027.

157

Summary

PROJECT NAME: Rankin & Sherrod ES Renovations



CSP Proposal Budget: \$4,495,000

PROPOSAL EVALUATION								
Proposer	Price	Price	HUB Commitment %	HUB	Qualifications	Qualifications	Total	Ranking
		Score		Score		Score	Score	
Key Construction Texas, LLC	\$4,525,000	35.000	7%	3.50	85.67	34.27	72.77	1
3i Construction Management, LLC	\$4,597,000	24.122	30%	10.00	74.50	29.80	63.92	2
Northridge Construction Group, LLC	\$5,898,318	14.652	20%	10.00	76.50	30.60	55.25	3

Date: 04/07/2026

Michael Parkos
Arlington ISD – Director of Facility
Planning & Construction

1201 Colorado Lane
Arlington, Texas 76015

Re: AISD – CSP 26-76 Rankin &
Sherrod ES Renovations.

Recommendation for Award of
Contract

HKS Project No. [26399.003 &
26399.004]

Dear Mike Parkos:

On Thursday, April 2, 2026 the Arlington Independent School District received four sealed proposals for CSP 26-76 Rankin & Sherrod ES Renovations.

The proposals consisted of a base proposal and alternates. All received proposals were from qualified contractors and included information as required by the proposal documents.

After complete and careful review of the criteria, HKS and the Arlington ISD evaluation committee have ranked **Key Construction Texas, LLC** as the top ranked proposer.

We recommend awarding the AISD CSP 26-76 Rankin & Sherrod ES Renovation project to **Key Construction Texas LLC** for the contract amount of **\$4,525,000.00**

We trust this recommendation meets with your approval and look forward to the successful completion of this project.

Sincerely,



Wayne O. Reynaud
AIA, REFP, ICA, WELL AP
Regional Practice Director, Education
Principal



MEMORANDUM

TO: Wm. Kelly Horn, Asst. Superintendent of Facility Services
FROM: Mike Parkos, Director of Facility Planning and Construction
DATE: April 8, 2026
SUBJECT: CSP#26-78 2019 Bond Phase 5 Bowie High School Renovations

The district approved the Phase 5 Bowie High School Renovations project as a part of the 2019 Bond program. Additionally, the Board of Trustees approved VLK Architects (VLK) as the design professional and approved Competitive Sealed Proposal (CSP) as the method of construction procurement for the projects.

Upon completion of the construction documents and in accordance with state law, notification of the request for Competitive Sealed Proposals (CSP) was advertised and sent to local contractors, area chambers' of commerce and contractors on a list supplied by the DFW Minority Business Council.

Proposals have been received from nine contractors, these are:

Tegrity Contractors, Inc.
 The Christman Company, LLC
 MDI Inc., General Contractors
 Morales Construction Services, Inc.
 CGC General Contractors, Inc.
 Hutcherson Construction, Inc.
 Batson - Cook Texas, LLC
 Imperial Construction, Inc.
 Modern Contractors, Inc

An evaluation committee consisting of the Director of Facility Planning and Construction, three Arlington ISD Project Managers, the Project Controls Specialist, and the Design Architect completed evaluations. The Christman Company, LLC (TCC) ranked highest amongst all proposers. District staff worked with The Christman Company, LLC to ensure that the intended project scope was addressed, to identify opportunities to reduce the proposed cost and to verify the project budget and schedule.

The total construction budget for the Bowie High School Renovations project is \$3,500,000. Christman Company, LLC offered a competitive sealed proposal of \$2,487,000 for the project base bid. The District Administration recommends accepting the base bid for a total cost of \$2,487,000 which is \$1,013,000 less than the construction budget.

The architect's letter of recommendation for the construction contract award is attached. Pending approval of CSP #26-76 work on this project will begin in May 2026 with substantial completion in December 2026 and final completion in February 2027.

160

Summary

PROJECT NAME: Bowie High School Renovations



CSP Proposal Budget: \$3,500,000

PROPOSAL EVALUATION								
PROJECT #: CSP#26-78								
Proposer	Price	Price	HUB Commitment %	HUB	Qualifications	Qualifications	Total	Ranking
		Score		Score		Score	Score	
Tegrity Contractors, Inc.	\$1,997,777	35.000	20%	10.00	69.17	27.67	72.67	2
The Christman Company, LLC	\$2,118,000	31.139	20%	10.00	89.33	35.73	76.87	1
MDI Inc., General Contractors	\$2,314,000	26.088	14%	7.00	91.50	36.60	69.69	3
Morales Construction Services, Inc.	\$2,418,000	23.892	20%	10.00	85.33	34.13	68.03	4
CGC General Contractors, Inc.	\$2,460,265	23.078	14%	7.00	76.33	30.53	60.61	6
Hutcherson Construction, Inc.	\$2,491,268	22.507	4%	10.00	59.17	23.67	56.17	7
Batson - Cook Texas, LLC	\$2,516,187	22.064	0%	0.00	66.67	26.67	48.73	9
Imperial Construction, Inc.	\$2,610,000	20.506	20%	10.00	90.83	36.33	66.84	5
Modern Contractors, Inc.	\$3,349,100	12.454	1%	0.50	82.17	32.87	45.82	8



April 9, 2026

Michael Parkos
Arlington ISD
1201 Colorado Lane
Arlington, Texas 76015

Reference: Bowie High School Renovations
Arlington ISD
VLK Project No. 25-0278.00

Dear Mike:

As you know, Competitive Sealed Proposals were solicited for this project and were received by Arlington ISD. Nine proposers responded to **CSP #26-78** and those proposals were reviewed by the committee. After evaluating the proposers for completeness of information, responsiveness of their proposal, and overall value to the district, The Christman Company has proven to be the highest ranked proposer.

Based upon the application of the evaluation process which the committee has undertaken, it is our opinion that The Christman Company provides the best value to Arlington I.S.D. with their proposed cost of \$2,487,000 and should be awarded as the successful proposer for the Bowie High School Renovations Project.

Sincerely,

A handwritten signature in black ink, appearing to read "Mark Nicholson", with a long horizontal flourish extending to the right.

Mark Nicholson, AIA
Project Director

mnicholson@vlkarchitects.com | 469-670-7255
5801 Tennyson Parkway, Suite 100
Plano, Texas 75024

cc: J. Aldis
M. Sims
File

Arlington Independent School District
Bid Renewals
Date: April 23, 2026

Control No.	AISD Department	Budget Owner	Vendor Name	Goods or Services	Estimated Amount	Fund Source	Purchase Method
26-04-23-01	Fine Arts	Multiple	Multiple	Music Supplies & Sheet Music (Final Renewal)	\$500,000	All	24-59

Arlington Independent School District Board of Trustees Meeting

April 23, 2026

Contact Person: Latitia Slight

Board Agenda Presented for: Action: Report: Consent:

Supporting Documents: None: Attached:

Meeting Agenda Item: Approval of Monthly Financial Report - February

District Priority / Goals Addressed

Within the Board's priority of Talent and Resources, the monthly financial report provides an overview of district's financial activities to ensure accountability and transparency.

Background

The monthly financial report provides regular updates on the district's financial performance, including a summary of actual revenues and expenditures compared to budgeted amounts. By reviewing and approving this report, the Board fulfills its responsibility to oversee the district's financial health.

Fiscal Implications

None

Recommendation

It is recommended that the Board approve the monthly financial report as presented.

Submitted by: *Norberto Rivas*

Date: April 7, 2026



ACADEMIC GROWTH

Ensure positive, engaging experiences for every student that promote academic growth and ignite a passion for learning.



CULTURE

Establish an inclusive culture of respect, support and continuous improvement for all students, staff and families.



SAFETY & DISCIPLINE

Create safe and productive learning environments in which every student and staff member can thrive.



MARKETING & ENGAGEMENT

Involve families and community stakeholders as valued partners in student learning.



TALENT & RESOURCES

Maximize our resources and people to promote a thriving district while maintaining sound fiscal management.



MONTHLY FINANCIAL REPORT

For the period ending February 28, 2026

ARLINGTON INDEPENDENT SCHOOL DISTRICT
STATEMENT OF REVENUES AND EXPENDITURES
GENERAL FUND 161-199
FOR THE EIGHT MONTHS ENDING FEBRUARY 28, 2026

	CURRENT YEAR 2025-2026				PRIOR YEAR 2024-2025			
	Original Budget	Amended Budget	Actual Year to Date	Actual to Budget	Original Budget	Amended Budget	Actual Year to Date	Actual to Budget
REVENUES:								
57XX - Local and Intermediate Sources	\$ 333,244,604	\$ 313,299,267	\$ 295,397,803	94%	\$ 337,451,957	\$ 337,451,957	\$ 305,420,126	91%
58XX - State Program Revenues	276,833,447	296,389,819	168,154,803	57%	259,811,206	259,811,206	125,700,776	48%
59XX - Federal Program Revenues	4,933,002	4,933,002	2,744,309	56%	4,051,100	6,213,131	4,237,652	68%
Total Revenues	\$ 615,011,053	\$ 614,622,088	\$ 466,296,916	76%	\$ 601,314,263	\$ 603,476,294	\$ 435,358,554	72%
EXPENDITURE SUMMARY BY FUNCTION:								
11 - Instructional	\$ 403,140,669	\$ 396,140,669	\$ 279,756,492	71%	\$ 388,755,228	\$ 389,017,127	\$ 241,057,771	62%
12 - Instructional Resources and Media Services	7,715,086	7,715,086	4,837,124	63%	7,496,364	7,493,988	4,885,198	65%
13 - Curriculum and Instructional Staff Development	7,511,243	7,511,243	5,583,902	74%	9,524,279	9,585,903	5,065,140	53%
21 - Instructional Leadership	14,700,065	14,700,065	9,706,440	66%	14,390,096	14,182,510	9,630,442	68%
23 - School Leadership	36,854,182	36,854,182	25,855,996	70%	37,518,253	37,564,426	24,024,286	64%
31 - Guidance, Counseling and Evaluation	33,744,355	33,744,355	23,893,961	71%	34,893,051	34,900,051	21,843,285	63%
32 - Social Work Services	3,407,952	3,407,952	2,306,944	68%	3,401,738	3,400,138	2,220,017	65%
33 - Health Services	8,731,582	8,731,582	5,924,757	68%	8,993,607	8,993,607	5,646,304	63%
34 - Student (Pupil) Transportation	21,631,979	21,631,979	13,669,032	63%	22,533,514	22,533,514	13,294,112	59%
35 - Food Services	580,000	580,000	-	0%	580,000	580,000	-	0%
36 - Cocurricular/Extra Curricular Activities	14,696,422	14,696,422	9,801,747	67%	14,764,274	14,757,654	9,259,459	63%
41 - General Administration	21,091,860	21,091,860	13,746,936	65%	17,475,839	19,694,006	12,190,219	62%
51 - Plant Maintenance and Facility Services	73,841,320	73,841,320	45,039,277	61%	74,648,330	74,369,489	43,790,962	59%
52 - Security and Monitoring Services	18,174,919	18,174,919	11,319,868	62%	17,585,836	17,629,236	10,625,534	60%
53 - Data Processing Services	7,889,322	14,889,322	9,569,045	64%	13,686,765	13,619,265	9,248,604	68%
61 - Community Services	864,302	864,302	472,889	55%	721,724	742,765	456,131	61%
71 - Debt Administration - Principal	-	-	-	0%	5,750	-	457,208	0%
81 - Facilities and Acquisition & Construction	-	-	-	0%	-	-	-	0%
91 - Contracted Instructional Services (Ch. 49 Recapture)	8,029,266	4,300,000	-	0%	6,590,031	6,590,031	-	0%
95 - Payments to Juvenile Justice Alternative Program	29,100	29,100	10,449	36%	29,100	29,100	16,254	56%
99 - Other intergovernmental Charges	2,392,215	2,392,215	2,305,558	96%	2,190,359	2,263,359	2,262,999	100%
Total Expenditures	\$ 685,025,839	\$ 681,296,573	\$ 463,800,418	68%	\$ 675,784,138	\$ 677,946,169	\$ 415,973,923	61%
Excess (Deficiency) of Revenues Over Expenditures	\$ (70,014,786)	\$ (66,674,485)	\$ 2,496,498		\$ (74,469,875)	\$ (74,469,875)	\$ 19,384,631	
EXPENDITURE SUMMARY BY OBJECT:								
61XX - Payroll Costs	\$ 588,354,132	\$ 585,047,318	\$ 403,598,716	69%	\$ 584,876,337	\$ 582,168,295	\$ 360,235,369	62%
62XX - Professional and Contracted Services	52,690,191	51,715,540	29,288,166	57%	47,385,756	49,831,210	26,096,121	52%
63XX - Supplies and Materials	23,546,449	27,359,221	18,843,395	69%	23,970,227	25,270,338	17,373,033	69%
64XX - Other Operating Expenses	16,443,933	16,289,580	10,920,140	67%	16,414,491	19,035,239	11,792,233	62%
65XX - Debt Administration	-	-	-	0%	5,750	-	457,208	0%
66XX - Capital Outlay Expenses	3,991,134	884,914	1,150,001	130%	3,131,577	1,641,087	19,959	1%
Total Expenditures	\$ 685,025,839	\$ 681,296,573	\$ 463,800,418	68%	\$ 675,784,138	\$ 677,946,169	\$ 415,973,923	61%
Excess (Deficiency) of Revenues Over Expenditures	\$ (70,014,786)	\$ (66,674,485)	\$ 2,496,498		\$ (74,469,875)	\$ (74,469,875)	\$ 19,384,631	
OTHER FINANCING SOURCES (USES):								
79XX - Other Financing Resources	57,000,000	57,000,000	41,180	0%	49,000,000	49,000,000	49,695	0%
89XX - Other Financing Uses	-	-	-	0%	-	-	-	0%
Total Other Financing Sources (Uses)	\$ 57,000,000	\$ 57,000,000	\$ 41,180		\$ 49,000,000	\$ 49,000,000	\$ 49,695	
Surplus/(Deficit)	\$ (13,014,786)	\$ (9,674,485)	\$ 2,537,678		\$ (25,469,875)	\$ (25,469,875)	\$ 19,434,326	
Audited Fund Balance, July 1, beginning		270,225,621	270,225,621					
Estimated Fund Balance, January 31, ending		\$ 260,551,136	\$ 272,763,299					

**ARLINGTON INDEPENDENT SCHOOL DISTRICT
STATEMENT OF REVENUES AND EXPENDITURES
STUDENT NUTRITION - FUND 240
FOR THE EIGHT MONTHS ENDING FEBRUARY 28, 2026**

	CURRENT YEAR 2025-2026				PRIOR YEAR 2024-2025			
	Original Budget	Amended Budget	Actual Year to Date	Actual to Budget	Original Budget	Amended Budget	Actual Year to Date	Actual to Budget
REVENUES:								
57XX - Local and Intermediate Sources	\$ 4,758,183	\$ 4,758,183	\$ 2,490,765	52%	\$ 4,913,026	\$ 4,913,026	\$ 2,764,173	56%
58XX - State Program Revenues	143,037	143,037	-	0%	149,718	149,718	-	0%
59XX - Federal Program Revenues	28,397,728	28,397,728	19,537,246	69%	35,010,545	35,010,545	20,888,501	60%
Total Revenues	\$ 33,298,948	\$ 33,298,948	\$ 22,028,011	66%	\$ 40,073,289	\$ 40,073,289	\$ 23,652,674	59%
EXPENDITURE SUMMARY BY FUNCTION:								
35 - Food Services	\$ 34,659,950	\$ 34,659,950	\$ 23,655,154	68%	\$ 41,535,549	\$ 41,535,549	\$ 25,786,351	62%
51 - Plant Maintenance and Facility Services	5,400	5,400	3,774	70%	161,742	161,742	12,442	8%
Total Expenditures	\$ 34,665,350	\$ 34,665,350	\$ 23,658,928	68%	\$ 41,697,291	\$ 41,697,291	\$ 25,798,793	62%
Excess (Deficiency) of Revenues Over Expenditures	\$ (1,366,402)	\$ (1,366,402)	\$ (1,630,917)		\$ (1,624,002)	\$ (1,624,002)	\$ (2,146,119)	
EXPENDITURE SUMMARY BY OBJECT:								
61XX - Payroll Costs	\$ 18,359,528	\$ 18,359,528	\$ 11,932,603	65%	\$ 20,463,256	\$ 20,463,256	\$ 11,967,897	58%
62XX - Professional and Contracted Services	372,400	372,400	124,521	33%	1,224,052	1,224,052	739,103	60%
63XX - Supplies and Materials	15,309,039	15,459,039	11,428,917	74%	17,292,529	17,220,482	12,636,977	73%
64XX - Other Operating	224,383	224,383	116,897	52%	2,366,654	2,380,032	49,793	2%
65XX - Debt Administration	-	-	-	0%	-	-	-	0%
66XX - Capital Outlay	400,000	250,000	55,990	22%	350,800	409,469	405,023	99%
Total Expenditures	\$ 34,665,350	\$ 34,665,350	\$ 23,658,928	68%	\$ 41,697,291	\$ 41,697,291	\$ 25,798,793	62%
Excess (Deficiency) of Revenues Over Expenditures	\$ (1,366,402)	\$ (1,366,402)	\$ (1,630,917)		\$ (1,624,002)	\$ (1,624,002)	\$ (2,146,119)	
OTHER FINANCING SOURCES (USES):								
79XX - Other Financing Sources	\$ -	\$ -	\$ 6,135	0%	\$ 733,000	\$ 733,000	\$ -	0%
89XX - Other Financing Uses	-	-	-	0%	-	-	-	0%
Total Other Financing Sources (Uses)	\$ -	\$ -	\$ 6,135		\$ 733,000	\$ 733,000	\$ -	
Surplus/(Deficit)	\$ (1,366,402)	\$ (1,366,402)	\$ (1,624,782)		\$ (891,002)	\$ (891,002)	\$ (2,146,119)	
Audited Fund Balance, July 1, beginning		11,520,771	11,520,771					
Estimated Fund Balance, January 31, ending		\$ 10,154,369	\$ 9,895,989					

**ARLINGTON INDEPENDENT SCHOOL DISTRICT
STATEMENT OF REVENUES AND EXPENDITURES
DEBT SERVICE - FUND 599
FOR THE EIGHT MONTHS ENDING FEBRUARY 28, 2026**

	CURRENT YEAR 2025-2026				PRIOR YEAR 2024-2025			
	Original Budget	Amended Budget	Actual Year to Date	Actual to Budget	Original Budget	Amended Budget	Actual Year to Date	Actual to Budget
REVENUES:								
57XX - Local and Intermediate Sources	\$ 125,275,153	\$ 110,431,614	\$ 105,267,243	95%	\$ 121,722,871	\$ 121,722,871	\$ 107,163,300	88%
58XX - State Program Revenues	9,894,794	16,142,158	17,821,547	110%	9,745,286	9,745,286	9,836,950	101%
59XX - Federal Program Revenues	66,162	66,162	33,082	50%	132,110	132,110	66,762	51%
Total Revenues	\$ 135,236,109	\$ 126,639,934	\$ 123,121,873	97%	\$ 131,600,267	\$ 131,600,267	\$ 117,067,011	89%
EXPENDITURE SUMMARY BY FUNCTION:								
71 - Debt Service	\$ 124,026,353	\$ 124,054,496	\$ 130,832,260	105%	\$ 131,600,267	\$ 131,600,267	\$ 90,594,242	69%
73 - Bond Issuance Cost and Fees	-	-	-	0%	-	-	16,771	0%
Total Expenditures	\$ 124,026,353	\$ 124,054,496	\$ 130,832,260	105%	\$ 131,600,267	\$ 131,600,267	\$ 90,611,013	69%
Excess (Deficiency) of Revenues Over Expenditures	\$ 11,209,756	\$ 2,585,438	\$ (7,710,387)		\$ -	\$ -	\$ 26,455,998	
EXPENDITURE SUMMARY BY OBJECT:								
62XX - Professional and Contracted Services	\$ -	\$ -	\$ -	0%	\$ -	\$ -	\$ -	0%
65XX - Debt Services	124,026,353	124,054,496	130,832,260	105%	131,600,267	131,600,267	90,611,013	69%
Total Expenditures	\$ 124,026,353	\$ 124,054,496	\$ 130,832,260	105%	\$ 131,600,267	\$ 131,600,267	\$ 90,611,013	69%
Excess (Deficiency) of Revenues Over Expenditures	\$ 11,209,756	\$ 2,585,438	\$ (7,710,387)		\$ -	\$ -	\$ 26,455,998	
OTHER FINANCING SOURCES (USES):								
79XX - Other Financing Sources	\$ -	\$ 3,457	\$ 66,734,223	1930409%	\$ -	\$ -	\$ -	0%
89XX - Other Financing Uses	-	-	66,166,830	0%	-	-	-	0%
Total Other Financing Sources (Uses)	\$ -	\$ 3,457	\$ 567,393		\$ -	\$ -	\$ -	
Surplus/(Deficit)	\$ 11,209,756	\$ 2,588,895	\$ (7,142,994)		\$ -	\$ -	\$ 26,455,998	
Audited Fund Balance, July 1, beginning		60,787,723	60,787,723					
Estimated Fund Balance, January 31, ending		\$ 63,376,618	\$ 53,644,729					

**ARLINGTON INDEPENDENT SCHOOL DISTRICT
STATEMENT OF REVENUES AND EXPENDITURES
CAPITAL PROJECTS - FUND 650-654
FOR THE EIGHT MONTHS ENDING FEBRUARY 28, 2026**

	CURRENT YEAR 2025-2026				PRIOR YEAR 2024-2025			
	Original Budget	Amended Budget	Actual Year to Date	Actual to Budget	Original Budget	Amended Budget	Actual Year to Date	Actual to Budget
REVENUES:								
57XX - Local and Intermediate Sources	\$ 13,179,690	\$ 13,179,690	\$ 8,613,547	65%	\$ 21,801,917	\$ 21,801,917	\$ 9,149,109	42%
58XX - State Program Revenues	-	-	-	0%	-	-	-	0%
59XX - Federal Program Revenues	-	-	-	0%	-	-	-	0%
Total Revenues	\$ 13,179,690	\$ 13,179,690	\$ 8,613,547	65%	\$ 21,801,917	\$ 21,801,917	\$ 9,149,109	42%
EXPENDITURE SUMMARY BY FUNCTION:								
11 - Instructional	\$ 6,859,871	\$ 6,169,298	\$ 1,937,369	31%	\$ 11,158,274	\$ 10,883,037	\$ 3,093,133	28%
13 - Curriculum and Instructional Staff Development	-	-	-	0%	-	-	-	0%
34 - Student (Pupil) Transportation	6,194,865	7,739,545	5,621,586	73%	9,991,501	9,991,501	518,860	5%
36 - Cocurricular/Extra Curricular Activities	-	-	-	0%	-	-	-	0%
41 - Audit Services	-	-	-	0%	-	-	-	0%
51 - Plant Maintenance and Facility Services	1,031,408	1,298,642	338,366	26%	1,395,132	1,395,132	2,968	0%
52 - Security and Monitoring Services	2,679,807	2,843,606	1,691,801	0%	5,119,143	5,471,679	2,414,693	44%
53 - Data Processing Services	10,117,031	8,070,631	4,571,294	57%	14,002,059	13,924,759	2,724,588	20%
71 - Debt Service	7,800,000	7,800,000	-	0%	2,000,000	2,000,000	-	0%
81 - Facilities and Acquisition & Construction	304,115,581	300,494,752	49,530,463	16%	336,063,682	336,058,424	98,942,482	29%
Total Expenditures	\$ 338,798,563	\$ 334,416,474	\$ 63,690,878	19%	\$ 379,729,791	\$ 379,724,532	\$ 107,696,724	28%
Excess (Deficiency) of Revenues Over Expenditures	\$ (325,618,873)	\$ (321,236,784)	\$ (55,077,332)		\$ (357,927,874)	\$ (357,922,615)	\$ (98,547,616)	
EXPENDITURE SUMMARY BY OBJECT:								
61XX - Payroll Costs	\$ 1,031,408	\$ 1,280,000	\$ 338,366	26%	\$ 1,280,000	\$ 1,280,000	\$ -	0%
62XX - Professional and Contracted Services	10,780,274	8,841,897	4,334,656	49%	14,321,731	15,132,694	3,866,165	26%
63XX - Supplies	6,875,881	7,589,060	3,995,687	53%	12,137,135	11,891,857	5,100,757	43%
64XX - Other Operating Expenses	-	-	-	0%	-	-	-	0%
65XX - Debt Services	7,800,000	7,800,000	-	0%	2,000,000	2,000,000	-	0%
66XX - Capital Outlay Expenses	312,311,000	308,905,517	55,022,169	18%	349,990,925	349,419,981	98,729,803	28%
Total Expenditures	\$ 338,798,563	\$ 334,416,474	\$ 63,690,878	19%	\$ 379,729,791	\$ 379,724,532	\$ 107,696,724	28%
Excess (Deficiency) of Revenues Over Expenditures	\$ (325,618,873)	\$ (321,236,784)	\$ (55,077,332)		\$ (357,927,874)	\$ (357,922,615)	\$ (98,547,616)	
OTHER FINANCING SOURCES (USES):								
79XX - Other Financing Sources	\$ -	\$ -	\$ -	0%	\$ -	\$ -	\$ -	0%
89XX - Other Financing Uses	-	-	-	0%	-	-	-	0%
Total Other Financing Sources (Uses)	\$ -	\$ -	\$ -		\$ -	\$ -	\$ -	
Surplus/(Deficit)	\$ (325,618,873)	\$ (321,236,784)	\$ (55,077,332)		\$ (357,927,874)	\$ (357,922,615)	\$ (98,547,616)	

Audited Fund Balance, July 1, beginning **378,891,110** **378,891,110**

Estimated Fund Balance, January 31, ending **\$ 57,654,326** **\$ 323,813,778**

**ARLINGTON INDEPENDENT SCHOOL DISTRICT
STATEMENT OF REVENUES AND EXPENDITURES
CAPITAL PROJECTS - FUND 699
FOR THE EIGHT MONTHS ENDING FEBRUARY 28, 2026**

	CURRENT YEAR 2025-2026				PRIOR YEAR 2024-2025			
	Original Budget	Amended Budget	Actual Year to Date	Actual to Budget	Original Budget	Amended Budget	Actual Year to Date	Actual to Budget
REVENUES:								
57XX - Local and Intermediate Sources	\$ 4,641,239	\$ 4,861,662	\$ 3,113,890	64%	\$ 4,846,722	\$ 4,846,722	\$ 3,565,129	74%
58XX - State Program Revenues	-	-	-	0%	-	-	-	0%
59XX - Federal Program Revenues	-	-	-	0%	-	-	-	0%
Total Revenues	\$ 4,641,239	\$ 4,861,662	\$ 3,113,890	64%	\$ 4,846,722	\$ 4,846,722	\$ 3,565,129	74%
EXPENDITURE SUMMARY BY FUNCTION:								
11 - Instructional	\$ -	\$ -	\$ -	0%	\$ -	\$ -	\$ -	0%
13 - Curriculum and Instructional Staff Development	-	-	-	0%	-	-	-	0%
33 - Health Services	-	-	-	0%	-	-	-	0%
34 - Student (Pupil) Transportation	-	-	-	0%	-	-	-	0%
41 - Audit Services	27,600	27,600	1,857	7%	27,600	27,600	3,544	13%
51 - Plant Maintenance and Facility Services	362,647	2,562,647	1,560,268	61%	362,647	362,647	-	0%
52 - Security and Monitoring Services	-	-	-	0%	-	-	-	0%
53 - Data Processing Services	186,123	186,123	121,368	65%	250,000	250,000	63,877	26%
71 - Debt Service	-	-	-	0%	-	-	-	0%
81 - Facilities and Acquisition & Construction	2,500,000	300,000	-	0%	-	-	191,638	0%
Total Expenditures	\$ 3,076,370	\$ 3,076,370	\$ 1,683,493	55%	\$ 640,247	\$ 640,247	\$ 259,059	40%
Excess (Deficiency) of Revenues Over Expenditures	\$ 1,564,869	\$ 1,785,292	\$ 1,430,397		\$ 4,206,475	\$ 4,206,475	\$ 3,306,069	
EXPENDITURE SUMMARY BY OBJECT:								
61XX - Payroll Costs	\$ -	\$ -	\$ -	0%	\$ -	\$ -	\$ -	0%
62XX - Professional and Contracted Services	576,370	2,776,370	1,683,491	61%	640,247	640,247	67,421	11%
63XX - Supplies	-	-	2	0%	-	-	36,000	0%
64XX - Other Operating Expenses	-	-	-	0%	-	-	-	0%
65XX - Debt Services	-	-	-	0%	-	-	-	0%
66XX - Capital Outlay Expenses	2,500,000	300,000	-	0%	-	-	155,638	0%
Total Expenditures	\$ 3,076,370	\$ 3,076,370	\$ 1,683,493	55%	\$ 640,247	\$ 640,247	\$ 259,059	40%
Excess (Deficiency) of Revenues Over Expenditures	\$ 1,564,869	\$ 1,785,292	\$ 1,430,397		\$ 4,206,475	\$ 4,206,475	\$ 3,306,069	
OTHER FINANCING SOURCES (USES):								
79XX - Other Financing Sources	\$ -	\$ -	\$ 1,608,050	0%	\$ -	\$ -	\$ -	0%
89XX - Other Financing Uses	57,000,000	57,000,000	-	0%	49,000,000	49,000,000	-	0%
Total Other Financing Sources (Uses)	\$ (57,000,000)	\$ (57,000,000)	\$ 1,608,050		\$ (49,000,000)	\$ (49,000,000)	\$ -	
Surplus/(Deficit)	\$ (55,435,131)	\$ (55,214,708)	\$ 3,038,447		\$ (44,793,525)	\$ (44,793,525)	\$ 3,306,070	

Audited Fund Balance, July 1, beginning **57,647,673** **57,647,673**

Estimated Fund Balance, January 31, ending **\$ 2,432,965** **\$ 60,686,120**

**ARLINGTON INDEPENDENT SCHOOL DISTRICT
SPECIAL REVENUE FUNDS
FOR THE EIGHT MONTHS ENDING FEBRUARY 28, 2026**

Fund	Grant Year	Begin Date	End Date	Fund Description	Grant Award	Actual To Date	Amount Remaining	% Remaining
244	2026	7/1/2025	9/30/2026	Carl Perkins: Strengthening CTE for 21st Century	804,281	367,641	436,640	54%
206	2025	9/20/2024	8/31/2026	Texas Ed for Homeless Children & Youth	288,822	270,613	18,209	6%
206	2026	9/1/2025	8/31/2026	Texas Ed for Homeless Children & Youth Continuation	296,571	55,057	241,514	81%
216	2025	7/1/2024	9/30/2026	ESF Focused Support Grant	1,100,000	823,525	276,475	25%
211	2026	7/1/2025	9/30/2026	Title I, Part A	17,648,450	10,992,154	6,656,296	38%
224	2026	7/1/2025	9/30/2026	IDEA-Part B, Formula	10,840,809	6,466,091	4,374,718	40%
225	2026	7/1/2025	9/30/2026	IDEA-Part B, Preschool	216,798	140,153	76,645	35%
255	2026	7/1/2025	9/30/2026	Title II, Part A Supporting Effective Instruction	2,147,063	944,927	1,202,136	56%
263	2026	7/1/2025	9/30/2026	Title III, Part A - ELA	1,517,583	700,729	816,854	54%
263	2026	7/1/2025	9/30/2026	Title III, Part A - Immigrant	181,668	69,088	112,580	62%
288	2026	7/1/2025	9/30/2026	Title IV, Part A, Subpart 1	1,312,293	685,443	626,850	48%
315	2026	7/1/2025	9/30/2026	SSA - IDEA-B Discretionary Deaf	101,147	57,319	43,828	43%
				Federal Grants Total	36,455,485	21,572,740	14,882,745	41%
429	2023	4/6/2023	4/30/2026	School Safety Standards Formula Grant	2,361,223	2,361,223	0	0%
429	2022	2/1/2021	5/31/2026	Raising Blended Learners Grant	299,999	302,307	(2,308)	-1%
429	2025	7/1/2024	6/30/2026	Ft. Worth Foundation - Families in Transition	50,000	39,656	10,344	21%
429	2025	1/1/2025	6/30/2026	Texas Health Community Hope - Recess Refresh	9,000	4,474	4,526	50%
429	2025	3/1/2025	6/30/2026	Gene & Jerry Jones Foundation - Girls Flag Football	48,720	46,555	2,165	4%
429	2025	3/1/2025	6/30/2026	Texas Health Community Hope - Student Wellness	15,250	5,229	10,021	66%
429	2025	5/1/2025	6/30/2026	Texas Trust Gives Foundation - Sensory Motor Lab	10,000	9,897	103	1%
429	2026	7/1/2025	6/30/2026	Gene & Jerry Jones Foundation - Art Tours	12,000	8,599	3,401	28%
429	2026	10/20/2025	6/30/2026	UT Austin - Launch K5 Computer Science	6,000	-	6,000	100%
429	2026	11/1/2025	6/30/2026	Texas Health Resources - Wellness Room - Adams	5,000	2,250	2,750	55%
397	2023	7/1/2022	6/30/2026	AP/IB Reimbursement & Teacher Training	39,085	29,441	9,643	25%
429	2025	1/1/2025	12/31/2026	Vivienne Redlich Trust Scholarship	12,000	9,600	2,400	20%
429	2026	12/15/2025	12/31/2026	Elevating STEM Education	10,000	-	10,000	100%
429	2023	12/1/2023	4/30/2027	Safety and Facilities Enhancement (SAFE) Cycle 1	13,775,231	13,050,769	724,462	5%
429	2023	5/22/2024	4/30/2027	Safety and Facilities Enhancement (SAFE) Cycle 2	1,827,191	1,645,317	181,874	10%
429	2025	6/1/2025	6/30/2027	Moody Foundation - Tx Read/Tx Lead	250,000	95,184	154,816	62%
429	2026	12/18/2025	6/30/2027	Texas Health Resources - Wellness Room - Turning Point	8,000	-	8,000	100%
429	2026	12/18/2025	6/30/2027	Texas Health Resources - Classroom Emergency Kits - Anderson	2,000	-	2,000	100%
429	2026	1/1/2026	6/30/2027	Texas Health Resources - Wellness Room - Venture	2,250	-	2,250	100%
429	2026	1/15/2026	6/30/2027	A4LE Student Impact - Goodman Elementary	8,000	-	8,000	100%
429	2026	1/15/2026	6/30/2027	A4LE Student Impact - Martin High School	5,000	-	5,000	100%
429	2026	1/15/2026	6/30/2027	Gene & Jerry Jones Foundation - Martin Art Award	5,000	-	5,000	100%
410	2026	7/1/2025	6/30/2027	Instructional Materials Allotment	14,005,362	3,306,305	10,699,057	76%
429	2026	11/1/2025	6/30/2028	HCA Healthcare Foundation - Healthcare Pathways - Bowie	50,000	-	50,000	100%
				State Grants Total	32,816,311	20,916,809	11,899,503	36%
497	2023	7/1/2022	6/30/2026	Arlington ISD Education Foundation	311,982	307,955	4,026	1%
497	2024	7/1/2023	6/30/2026	Arlington ISD Education Foundation	560,092	544,676	15,416	3%
497	2025	7/1/2024	6/30/2026	Arlington ISD Education Foundation	226,737	166,414	60,323	27%
497	2026	7/1/2025	6/30/2026	Arlington ISD Education Foundation	79,656	39,771	39,885	50%
				Local Grants Total	1,178,467	1,058,817	119,650	10%
				Grants Grand Total	70,450,263	43,548,365	26,901,898	38%

Note: Most grants are funded on a reimbursement basis. The district must pay expenditures on the grant prior to requesting the revenue to reimburse the expenditures.

ARLINGTON INDEPENDENT SCHOOL DISTRICT TAX COLLECTIONS REPORT FOR THE EIGHT MONTHS ENDING FEBRUARY 28, 2026

Tax Year	7/1/2025 Beginning Balance	10/1/2025 Current Year Original Levy	Adjustments To-Date	Adjusted Levy	Collections To-Date	2/28/2026 Outstanding Balance
2024 and Prior	\$ 15,425,608		\$ (3,572,239)	\$ 11,853,369	\$ 699,895 ¹	\$ 11,153,474
2025		421,890,414	(9,836,130)	412,054,284	390,394,151	21,660,133
TOTALS	\$ 15,425,608	\$ 421,890,414	\$ (13,408,369)	\$ 423,907,653	\$ 391,094,046	\$ 32,813,607

	Collections MTD Amount	Collections Fiscal YTD Amount	% of Adjusted Levy	Prior Year Collections YTD Amount	% of Adjusted Levy
Current Taxes	\$ 46,820,934	\$ 390,394,151	94.74%	\$ 401,121,841	94.58%
Delinquent Taxes	166,785	906,598	7.65%	(1,408,102)	-15.51%
Penalty, Interest, Misc	456,105	1,888,882		1,517,867	
Total Tax Collections	\$ 47,443,824	\$ 393,189,632		\$ 401,231,606	

¹ Tax Year is October - September

Arlington Independent School District Board of Trustees Meeting

April 23, 2026

Contact Person: Lisa Phillips

Board Agenda Presented for: Action: Report: Consent:

Supporting Documents: None: Attached:

Meeting Agenda Item: Approval of Donations

District Priority / Goals Addressed

Within the Board's priority of Talent and Resources, this agenda item requests Board approval for various donations made to the district.

Background

Throughout the year community members, businesses, and organizations generously contribute resources and financial support to our schools. These donations range from monetary contributions to supplies, equipment, and services. Each donation is vetted through a process to ensure the donation aligns with district goals and compliance with all district policies and procedures. According to Board Policy CDC (Local), any gift that the potential donor has expressly made conditional upon the district's use for a specified purpose, or any gift of real property, shall require board approval.

Fiscal Implications

The approval of these donations will impact the district's budget by reducing the need for district funds to cover specific costs and providing additional resources.

Recommendation

It is recommended that the Board approve the acceptance of the donations as outlined in the supporting documentation.

Submitted by: *Norberto Rivas*

Date: April 13, 2026



ACADEMIC GROWTH

Ensure positive, engaging experiences for every student that promote academic growth and ignite a passion for learning.



CULTURE

Establish an inclusive culture of respect, support and continuous improvement for all students, staff and families.



SAFETY & DISCIPLINE

Create safe and productive learning environments in which every student and staff member can thrive.



MARKETING & ENGAGEMENT

Involve families and community stakeholders as valued partners in student learning.



TALENT & RESOURCES

Maximize our resources and people to promote a thriving district while maintaining sound fiscal management.



TO: Norberto Rivas
Chief Financial Officer

FROM: Lisa Phillips
Director of Purchasing

DATE **April 23, 2026**

Arlington College & Career High School to accept cash donation from Arlington Kiwanis	\$ 1,055.50
Arlington High School to accept cash donation from AHS Football Booster Club	\$ 3,500.00
Arlington High School to accept cash donation from Gary & Judy Martin Charitable funds	\$ 500.00
Arlington High School to accept cash donation from Lions Foundation of Greater Arlington Inc.	\$ 1,000.00
Arlington High School to accept cash donation from Arlington Kiwanis	\$ 3,292.00
Arlington High School to accept cash donation from AHS Band Booster Club	\$ 21,300.00
Bowie High School to accept value of prom dress donation from ABI Provence-Community Supporter	\$ 2,650.00
Butler Elementary to accept cash donation from Butler PTA	\$ 4,860.00
Dan Dipert/CTC to accept cash donation from Hawk Steel Industries Inc	\$ 1,891.61
Dan Dipert/CTC to accept cash donation from Gene Haas Foundation	\$ 3,000.00
Lamar High School to accept cash donation from LHS Girls Soccer Booster	\$ 1,500.00
Moore Elementary to accept cash donation from Moore Elementary PTA	\$ 1,000.00
Sam Houston High School to accept cash donation from Texas USA Wrestling	\$ 2,000.00
Seguin High School to accept cash donation from Big Kona LLC	\$ 487.58
Shackelford Jr. High School to accept cash donation from Sally K. Brown	\$ 300.00

Total \$ 48,336.69

Total Year-to-Date 2025-2026 \$ 433,931.66

Prior Year as of April 18, 2025 \$ 599,384.84

Total for the prior 2024-2025 School Year \$ 837,782.96

Arlington Independent School District Board of Trustees Meeting

April 23, 2026

Contact Person: Sheena Joslyn

Board Agenda Presented for: Action: Report: Consent:

Supporting Documents: None: Attached:

Meeting Agenda Item: Approval of Budget Amendment

District Priority / Goals Addressed

Within the Board's priority of Talent and Resources, budget allocations are directed by budget owners to areas where they are needed. This process also supports compliance with legal requirements related to functional budgeting and spending, promoting the responsible and transparent use of public funds.

Background

The Texas Education Agency Financial Accountability System Resource Guide (FASRG) and Board Policy CE (LOCAL) requires the budget be adopted at the fund and functional level and amended, as necessary. Board Policy CE (LOCAL) requires the Board to amend the budget whenever there is a change increasing or decreasing any of the functional spending categories or revenue object accounts and other resources.

Fiscal Implications

General Fund (\$0); Child Nutrition Fund (\$550,278); Debt Service Fund (\$11,475,905); Bond Funds \$6,025 and Local Construction Fund (\$889,609)

Recommendation

It is recommended that the Board approve the proposed budget amendment as presented.

Submitted by: *Norberto RIVAS* Date: April 13, 2026



ACADEMIC GROWTH

Ensure positive, engaging experiences for every student that promote academic growth and ignite a passion for learning.



CULTURE

Establish an inclusive culture of respect, support and continuous improvement for all students, staff and families.



SAFETY & DISCIPLINE

Create safe and productive learning environments in which every student and staff member can thrive.



MARKETING & ENGAGEMENT

Involve families and community stakeholders as valued partners in student learning.



TALENT & RESOURCES

Maximize our resources and people to promote a thriving district while maintaining sound fiscal management.

Arlington Independent School District
 2025-2026 Budget Amendment #3
 General Operating Fund
 April 23, 2026

		Adopted Budget 2025-2026	2025-2026 Amended Budget	Proposed Budget Amendment	Proposed Amended Budget
Revenues					
5700	Local & Intermediate Revenue	333,244,604	314,317,547	\$ -	\$ 314,317,547
5800	State Program Revenue	276,833,447	295,760,504	-	295,760,504
5900	Federal Program Revenue	4,933,002	4,933,002	-	4,933,002
Total Revenues		615,011,053	615,011,053	-	615,011,053
Expenditures					
<u>Function</u>					
11	Instruction	403,140,669	396,140,669	130,930	396,271,599
12	Instructional Resources & Media Services	7,715,086	7,715,086	(576,234)	7,138,852
13	Curriculum & Staff Development	7,511,243	7,511,243	593,578	8,104,821
21	Instructional Administration	14,700,065	14,700,065	(827,235)	13,872,830
23	School Administration	36,854,182	36,854,182	1,817,573	38,671,755
31	Guidance & Counseling	33,744,355	33,744,355	2,002,319	35,746,674
32	Attendance & Social Work Service	3,407,952	3,407,952	37,315	3,445,267
33	Health Services	8,731,582	8,731,582	58,985	8,790,567
34	Pupil Transportation	21,631,979	21,631,979	120,182	21,752,161
35	Food Service	580,000	580,000	-	580,000
36	Extracurricular Activities	14,696,422	14,696,422	274,782	14,971,204
41	General Administration	21,091,860	21,091,860	525,382	21,617,242
51	Plant Maintenance & Operations	73,841,320	73,841,320	(3,667,612)	70,173,708
52	Security	18,174,919	18,174,919	(1,187,934)	16,986,985
53	Computer Processing	7,889,322	14,889,322	611,707	15,501,029
61	Community Services	864,302	864,302	54,139	918,441
71	Debt Service	-	-	-	-
81	Facility Acquisition & Construction	-	-	-	-
91	Contracted Instructional Services (Ch. 49 Recapture)	8,029,266	4,300,000	-	4,300,000
95	Student Tuition Non-public Schools	29,100	29,100	-	29,100
97	Payments to TIF	-	-	-	-
99	Other Intergovernmental Charges	2,392,215	2,392,215	32,123	2,424,338
Total Expenditures		685,025,839	681,296,573	-	681,296,573
Excess /(Deficiency) of Revenues Over Expenditures		(70,014,786)	(66,285,520)	-	(66,285,520)
Other Financing Sources (Uses)					
Other Resources		57,000,000	57,000,000	-	57,000,000
Other Uses		-	-	-	-
Total Other Financing Sources (Uses)		57,000,000	57,000,000	-	57,000,000
Surplus / (Deficit)		(13,014,786)	(9,285,520)	-	(9,285,520)
Projected Beginning Fund Balance		270,225,621	270,225,621		270,225,621
Projected Ending Fund Balance		257,210,835	260,940,101		260,940,101

Arlington Independent School District
 2025-2026 Budget Amendment #3
 Child Nutrition Fund
 April 23, 2026

	Adopted Budget 2025-2026	2025-2026 Amended Budget	Proposed Budget Amendment	Proposed Amended Budget
Revenues				
5700 Local & Intermediate Revenue	\$ 4,758,183	\$ 4,758,183	-	\$ 4,758,183
5800 State Program Revenue	143,037	143,037	-	143,037
5900 Federal Program Revenue	28,397,728	28,397,728	(479,949)	27,917,779
Total Revenues	33,298,948	33,298,948	(479,949)	32,818,999
Expenditures				
<u>Function</u>				
11 Instruction	-	-	-	-
12 Instructional Resources & Media Services	-	-	-	-
13 Curriculum & Staff Development	-	-	-	-
21 Instructional Administration	-	-	-	-
23 School Administration	-	-	-	-
31 Guidance & Counseling	-	-	-	-
32 Attendance & Social Work Service	-	-	-	-
33 Health Services	-	-	-	-
34 Pupil Transportation	-	-	-	-
35 Food Service	34,659,950	34,659,950	70,329	34,730,279
36 Extracurricular Activities	-	-	-	-
41 General Administration	-	-	-	-
51 Plant Maintenance & Operations	5,400	5,400	-	5,400
52 Security	-	-	-	-
53 Computer Processing	-	-	-	-
61 Community Services	-	-	-	-
71 Debt Service	-	-	-	-
81 Facility Acquisition & Construction	-	-	-	-
95 Student Tuition Non-public Schools	-	-	-	-
97 Payments to TIF	-	-	-	-
99 Other Intergovernmental Charges	-	-	-	-
Total Expenditures	34,665,350	34,665,350	70,329	34,735,679
Excess / (Deficiency) of Revenues Over Expenditures	(1,366,402)	(1,366,402)	(550,278)	(1,916,680)
Other Financing Sources (Uses)				
Other Resources	-	-	-	-
Other Uses	-	-	-	-
Total Other Financing Sources (Uses)	-	-	-	-
Surplus / (Deficit)	(1,366,402)	(1,366,402)	(550,278)	(1,916,680)
Projected Beginning Fund Balance	11,520,771	11,520,771		11,520,771
Projected Ending Fund Balance	10,154,369	10,154,369		9,604,091

Arlington Independent School District
 2025-2026 Budget Amendment #3
 Debt Service Fund
 April 23, 2026

	Adopted Budget 2025-2026	2025-2026 Amended Budget	Proposed Budget Amendment	Proposed Amended Budget
Revenues				
5700 Local & Intermediate Revenue	125,275,153	\$ 110,431,614	\$ (598,610)	\$ 109,833,004
5800 State Program Revenue	9,894,794	16,142,158	-	16,142,158
5900 Federal Program Revenue	66,162	66,162	-	66,162
Total Revenues	135,236,109	126,639,934	(598,610)	126,041,324
Expenditures				
Function				
11 Instruction	-	-	-	-
12 Instructional Resources & Media Services	-	-	-	-
13 Curriculum & Staff Development	-	-	-	-
21 Instructional Administration	-	-	-	-
23 School Administration	-	-	-	-
31 Guidance & Counseling	-	-	-	-
32 Attendance & Social Work Service	-	-	-	-
33 Health Services	-	-	-	-
34 Pupil Transportation	-	-	-	-
52 Security	-	-	-	-
53 Computer Processing	-	-	-	-
61 Community Services	-	-	-	-
71 Debt Service	124,026,353	124,116,933	10,877,295	134,994,228
81 Facility Acquisition & Construction	-	-	-	-
95 Student Tuition Non-public Schools	-	-	-	-
97 Payments to TIF	-	-	-	-
99 Other Intergovernmental Charges	-	-	-	-
Total Expenditures	124,026,353	124,116,933	10,877,295	134,994,228
Excess / (Deficiency) of Revenues Over Expenditures	11,209,756	2,523,001	(11,475,905)	(8,952,904)
Other Financing Sources (Uses)				
Other Resources	-	3,457	66,730,766	66,734,223
Other Uses	-	-	66,166,830	66,166,830
Total Other Financing Sources (Uses)	-	3,457	563,936	567,393
Surplus / (Deficit)	11,209,756	2,526,458	(10,911,969)	(8,385,511)
Projected Beginning Fund Balance	60,787,723	60,787,723		60,787,723
Projected Ending Fund Balance	71,997,479	63,314,181		52,402,212

Arlington Independent School District
 2025-2026 Budget Amendment #3
 Capital Projects Fund
 April 23, 2026

	Adopted Budget 2025-2026	2025-2026 Amended Budget	Proposed Budget Amendment	Proposed Amended Budget
Revenues				
5700 Local & Intermediate Revenue	\$ 13,179,690	\$ 13,179,690	\$ 38,569	\$ 13,218,259
5800 State Program Revenue	-	-	-	-
5900 Federal Program Revenue	-	-	-	-
Total Revenues	13,179,690	13,179,690	38,569	13,218,259
Expenditures				
Function				
11 Instruction	6,859,871	6,185,001	1,446	6,186,447
12 Instructional Resources & Media Services	-	-	-	-
13 Curriculum & Staff Development	-	-	-	-
21 Instructional Administration	-	-	-	-
23 School Administration	-	-	-	-
31 Guidance & Counseling	-	-	-	-
32 Attendance & Social Work Service	-	-	-	-
33 Health Services	-	-	-	-
34 Pupil Transportation	6,194,865	7,739,545	-	7,739,545
35 Food Service	-	-	-	-
36 Extracurricular Activities	-	-	-	-
41 General Administration	-	-	-	-
51 Plant Maintenance & Operations	1,031,408	1,298,642	(18,642)	1,280,000
52 Security	2,679,807	2,843,606	(74,034)	2,769,572
53 Computer Processing	10,117,031	8,054,929	36,111	8,091,040
61 Community Services	-	-	-	-
71 Debt Service	7,800,000	7,800,000	-	7,800,000
81 Facility Acquisition & Construction	304,115,581	300,514,937	87,663.00	300,602,600
95 Student Tuition Non-public Schools	-	-	-	-
97 Payments to TIF	-	-	-	-
99 Other Intergovernmental Charges	-	-	-	-
Total Expenditures	338,798,563	334,436,660	32,544	334,469,204
Excess / (Deficiency) of Revenues Over Expenditures	(325,618,873)	(321,256,970)	6,025	(321,250,945)
Other Financing Sources (Uses)				
Other Resources	-	-	-	-
Other Uses	-	-	-	-
Total Other Financing Sources (Uses)	-	-	-	-
Surplus / (Deficit)	(325,618,873)	(321,256,970)	6,025	(321,250,945)
Projected Beginning Fund Balance	378,891,110	378,891,110		378,891,110
Projected Ending Fund Balance	53,272,237	57,634,140		57,640,165

Arlington Independent School District
 2025-2026 Budget Amendment #3
 Local Construction Fund
 April 23, 2026

		Adopted Budget 2025-2026	2025-2026 Amended Budget	Proposed Budget Amendment	Proposed Amended Budget
Revenues					
5700	Local & Intermediate Revenue	\$ 4,641,239	\$ 4,861,662	\$ (889,609)	\$ 3,972,053
5800	State Program Revenue	-	-	-	-
5900	Federal Program Revenue	-	-	-	-
	Total Revenues	4,641,239	4,861,662	(889,609)	3,972,053
Expenditures					
	Function				
11	Instruction	-	-	-	-
12	Instructional Resources & Media Services	-	-	-	-
13	Curriculum & Staff Development	-	-	-	-
21	Instructional Administration	-	-	-	-
23	School Administration	-	-	-	-
31	Guidance & Counseling	-	-	-	-
32	Attendance & Social Work Service	-	-	-	-
33	Health Services	-	-	-	-
34	Pupil Transportation	-	-	-	-
35	Food Service	-	-	-	-
36	Extracurricular Activities	-	-	-	-
41	General Administration	27,600	27,600	-	27,600
51	Plant Maintenance & Operations	362,647	2,562,647	-	2,562,647
52	Security	-	-	-	-
53	Computer Processing	186,123	186,123	-	186,123
61	Community Services	-	-	-	-
71	Debt Service	-	-	-	-
81	Facility Acquisition & Construction	2,500,000	300,000	-	300,000
95	Student Tuition Non-public Schools	-	-	-	-
97	Payments to TIF	-	-	-	-
99	Other Intergovernmental Charges	-	-	-	-
	Total Expenditures	3,076,370	3,076,370	-	3,076,370
	Excess /(Deficiency) of Revenues Over Expenditures	1,564,869	1,785,292	(889,609)	895,683
Other Financing Sources (Uses)					
	Other Resources	-	-	1,608,050	1,608,050
	Other Uses	57,000,000	57,000,000	-	57,000,000
	Total Other Financing Sources (Uses)	(57,000,000)	(57,000,000)	1,608,050	(55,391,950)
	Surplus / (Deficit)	(55,435,131)	(55,214,708)	718,441	(54,496,267)
	Projected Beginning Fund Balance	57,647,673	57,647,673		57,647,673
	Projected Ending Fund Balance	2,212,542	2,432,965		3,151,406

Arlington Independent School District Board of Trustees Meeting

April 23, 2026

Contact Person: Wm. Kelly Horn

Board Agenda Presented for: Action: Report: Consent:

Supporting Documents: None: Attached:

Meeting Agenda Item: Approval of Easement and Right-of-Way for Oncor Electric Delivery Company for Arlington ISD Support Services Center

District Priority / Goals Addressed

This recommendation, focused on the Talent & Resources Board Priority, provides the Board an update consider granting an easement and right-of-way for a 3,385 square foot (.0777 acres) tract of land situated in the A. Newton Survey, Abstract 1161, City of Arlington, Tarrant County, Texas, and being a part of Lot 94R-1 and Lot 1, Block A, described in the attached documents.

Background

As a part of the 2019 Bond Program, the Board approved constructing a new Support Services Center for the District's Security, Transportation, and Health Services Departments at the Arlington ISD Service Center located at the intersection of So. Davis Drive and Arkansas Lane. Oncor Electric Delivery Company, LLC, requires an easement and right-of-way to route underground electric supply lines, consisting of a variable number of wires and cables, and surface mounted equipment, etc., and all necessary or desirable appurtenances over, under, across and upon the subject property. This easement grants Oncor access to construct, maintain, operate, repair, remove, replace, reconstruct, abandon in place, and to change the size and capacity of the facilities required to provide electric service to the Arlington ISD Support Services Center.

Fiscal Implications

None

Recommendation

Administration recommends granting an easement and right-of-way to Oncor Electric Delivery Company, LLC, for a 3,807 square foot (0.0874 acres) described in the attached Easement and Right-of-Way documents with a drawing noted as "Exhibit A."

Submitted by: *Michael Hill Ed.D* Date: April 17, 2026



ACADEMIC GROWTH

Ensure positive, engaging experiences for every student that promote academic growth and ignite a passion for learning.



CULTURE

Establish an inclusive culture of respect, support and continuous improvement for all students, staff and families.



SAFETY & DISCIPLINE

Create safe and productive learning environments in which every student and staff member can thrive.



MARKETING & ENGAGEMENT

Involve families and community stakeholders as valued partners in student learning.



TALENT & RESOURCES

Maximize our resources and people to promote a thriving district while maintaining sound fiscal management.

EASEMENT AND RIGHT OF WAY

THE STATE OF TEXAS §
 § KNOW ALL MEN BY THESE PRESENTS:
COUNTY OF TARRANT §

That **Arlington Independent School District**, hereinafter called "Grantor," whether one or more, for and in consideration of Ten Dollars (\$10.00) and other valuable consideration to Grantor in hand paid by **Oncor Electric Delivery Company LLC, a Delaware limited liability company**, 1616 Woodall Rodgers Freeway, Dallas, Texas 75202-1234, hereinafter referred to as "Grantee", has granted, sold and conveyed and by these presents does grant, sell and convey unto said Grantee, its successors and assigns, an easement and right-of-way for underground electric supply and communications lines, consisting of a variable number of wires and cables, surface mounted equipment, conduits, manholes, vaults, transformers, switches, protection, sectionalizing devices and all necessary or desirable appurtenances over, under, across and upon Grantor's land described as follows:

SEE EXHIBIT "A" (ATTACHED)

Grantor recognizes that the general course of said lines, or the metes and bounds as above described, is based on preliminary surveys only, and Grantor hereby agrees that the easement and right-of-way and its general dimensions hereby granted shall apply to the actual location of said lines when constructed.

Together with the right of ingress and egress along and upon said Easement Area for the purpose of and with the right to construct, maintain, operate, repair, remove, replace, reconstruct, abandon in place, and to change the size and capacity of said facilities; the right to relocate said facilities in the same relative direction of said facilities; the right to relocate said facilities in the same relative position to any adjacent road if and as such road is widened in the future; the right to lease wire space for the purpose of permitting others to string or lay wire or cable along said facilities; the right to prevent excavation within the Easement Area; the right to prevent construction of, within the Easement Area, any and all buildings, structures or other obstructions which, in the sole judgment of Grantee, may endanger or interfere with the efficiency, safety, and/or convenient operation of said facilities and their appurtenances and the right to trim or remove trees or shrubbery within, but not limited to, the Easement Area, including by use of herbicides or other similar chemicals approved by the U.S. Environmental Protection Agency, to the extent in the sole judgment of Grantee, as may be necessary to prevent possible interference with the operation of said facilities or to remove possible hazard thereto. Grantor shall not make changes in grade, elevation or contour of the land or impound water within the Easement Area as described above without prior written consent of Grantee.

Grantor reserves the right to use the land within the above described easement area for purposes not inconsistent with Grantee's use of such property, provided such use shall not, in the sole judgment of Grantee, interfere with the exercise by Grantee of the rights hereby granted. Grantee acknowledges and agrees that the portion of the easement area not consisting of above-ground facilities may continue to be used by Grantor for driveways and parking areas, so long as adequate setbacks are provided.

TO HAVE AND TO HOLD the above described easement and right-of-way unto the said Grantee, its successors and assigns, until all of said electric lines and facilities shall be abandoned, and in that event said easement and right-of-way shall cease and all rights herein granted shall terminate and revert to Grantor or Grantor's heirs, successors or assigns, and legal representatives; and Grantor hereby binds Grantor and Grantor's heirs, successors, assigns, and legal representatives, to warrant and forever defend the above described easement and right-of-way unto Grantee, its successors and assigns, against every person whomsoever lawfully claiming or to claim the same or any part thereof.

EXECUTED this _____ day of _____, 2025.

GRANTOR: Arlington Independent School District

By: _____
Justin Chapa, President Board of Trustees

STATE OF TEXAS §
 §
COUNTY OF _____ §

BEFORE ME, the undersigned authority, on this day personally appeared Justin Chapa, known to me to be the person whose name is subscribed to the foregoing instrument and acknowledged to me that he executed the same for the purposes and consideration therein expressed.

GIVEN UNDER MY HAND AND SEAL OF OFFICE this _____ day of _____, A.D. 2026.

Notary Public in and for the State of Texas

ONCOR ELECTRIC
DELIVERY COMPANY, LLC EASEMENT
LOT 94R-1
A. NEWTON ADDITION &
LOT 1, BLOCK A,
ARLINGTON ISD SERVICE
CENTER ADDITION
A. NEWTON SURVEY,
ABSTRACT NO. 1161
CITY OF ARLINGTON,
TARRANT COUNTY, TEXAS

BEING a tract of land situated in the A. Newton Survey, Abstract Number 1161, City of Arlington, Tarrant County, Texas and being part of Lot 94R-1 of A. Newton Addition, an addition to the City of Arlington as recorded in Cabinet A, Slide 8376 of the Plat Records of Tarrant County, Texas (P.R.T.C.T.) and part of Lot 1, Block A of Arlington ISD Service Center Addition, an addition to the City of Arlington as recorded in Document D216268309, P.R.T.C.T., and being more particularly described by metes and bounds as follows:

BEGINNING at the common northeast corner of said Lot 94R-1 and the northwest corner of Lot 94R-2 of said A. Newton Addition, said corner being on the south right-of-way line of W. Arkansas lane (a 100-foot wide right-of-way);

THENCE South 00 degrees 15 minutes 44 seconds East, along the common east line of said of 94R-1 and west line of said Lot 94R-2 and then partially over and across said Lot 1, a distance of 250.11 feet to a point for corner;

THENCE South 89 degrees 44 minutes 16 seconds West, continuing over and across said Lot 1, a distance of 80.20 feet to a point for corner;

THENCE South 00 degrees 03 minutes 55 seconds East, continuing over and across said Lot 1, a distance of 5.05 feet to a point for corner;

THENCE South 89 degrees 56 minutes 05 seconds West, continuing over and across said Lot 1, a distance of 26.00 feet to a point for corner;

THENCE North 00 degrees 03 minutes 55 seconds West, continuing over and across said Lot 1 and said Lot 94R-1, a distance of 20.00 feet to a point for corner;

THENCE North 89 degrees 56 minutes 05 seconds East, continuing over and across said Lot 94R-1, a distance of 26.00 feet to a point for corner;

THENCE South 00 degrees 03 minutes 55 seconds East, continuing over and across said Lot 94R-1 and said Lot 1, a distance of 4.95 feet to a point for corner;

THENCE North 89 degrees 44 minutes 16 seconds East, continuing over and across said Lot 1, a distance of 70.16 feet to a point for corner;

ONCOR ELECTRIC
 DELIVERY COMPANY, LLC EASEMENT
 LOT 94R-1
 A. NEWTON ADDITION &
 LOT 1, BLOCK A,
 ARLINGTON ISD SERVICE
 CENTER ADDITION
 A. NEWTON SURVEY,
 ABSTRACT NO. 1161
 CITY OF ARLINGTON,
 TARRANT COUNTY, TEXAS

THENCE North 00 degrees 15 minutes 44 seconds West, continuing over and across said Lot 1 and said Lot 94R-1, a distance of 155.57 feet to a point for corner;

THENCE North 89 degrees 44 minutes 16 seconds East, continuing over and across said Lot 94R-1, a distance of 4.00 feet to a point for corner;

THENCE North 00 degrees 15 minutes 44 seconds West, continuing over and across said Lot 94R-1, a distance of 84.54 feet to a point for corner on the common said south right-of-way line of W. Arkansas Lane and the north line of said Lot 94R-1;

THENCE North 89 degrees 44 minutes 16 seconds East, along said common line, a distance of 6.00 feet to the POINT OF BEGINNING AND CONTAINING 3,385 square feet or 0.0777 acres of land, more or less.

1. The Basis of Bearings is the Texas Coordinate System of 1983, North Central Zone (4202).

2. This description is accompanied by an exhibit of even date.



 Joel C. Howard
 RPLS No. 6267

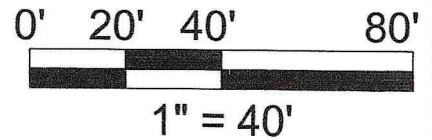


01/23/2020

SURVEYOR'S NOTES:

1. The Basis of Bearings is the Texas Coordinate System of 1983, North Central Zone (4202).

2. This exhibit is accompanied by a description of even date.



W. ARKANSAS LANE
(100' ROW)

5' UE (by V.388-
209, P.10)

10' UE (by V.388-181, P.63)

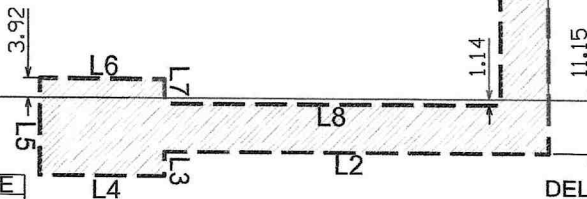
POINT OF
BEGINNING

Lot 1, Block A
Arlington ISD Service
Center Addition
DOC. NO. D219268309
D.R.T.C.T.

Lot 94R-1
A. Newton Addition
Cab. A, Slide 8376
P.R.T.C.T.

Lot 94R-2
A. Newton Addition
Cab. A, Sld. 8376
P.R.T.C.T.

ONCOR ELECTRIC
DELIVERY COMPANY, LLC
EASEMENT
0.0777 ACRES
(3,385 SQ.FT.)



Lot 1, Block A
Arlington ISD Service
Center Addition
CC# D219268309
D.R.T.C.T.

ONCOR ELECTRIC
DELIVERY COMPANY, LLC EASEMENT
LOT 94R-1

A. NEWTON ADDITION &
LOT 1, BLOCK A,
ARLINGTON ISD SERVICE
CENTER ADDITION
A. NEWTON SURVEY,
ABSTRACT NO. 1161
CITY OF ARLINGTON,
TARRANT COUNTY, TEXAS

DATED: 01/23/2026 DRAWN BY: JCH

LINE	DIRECTION	DISTANCE
L1	S 0° 15' 44" E	250.11'
L2	S 89° 44' 16" W	80.20'
L3	S 0° 3' 55" E	5.05'
L4	S 89° 56' 5" W	26.00'
L5	N 0° 3' 55" W	20.00'
L6	N 89° 56' 5" E	26.00'
L7	S 0° 3' 55" E	4.95'
L8	N 89° 44' 16" E	70.16'
L9	N 0° 15' 44" W	155.57'
L10	N 89° 44' 16" E	4.00'
L11	N 0° 15' 44" W	84.54'
L12	N 89° 44' 16" E	6.00'

LEGEND

D.R.T.C.T.	PLAT RECORDS OF TARRANT COUNTY, TEXAS
DOC. NO.	DOCUMENT NUMBER
SIR	SET IRON ROD WITH CAP STAMPED "GEONAV"
FIR(C)	FOUND IRON ROD (WITH CAP)
VOL.	VOLUME
PG.	PAGE



SURVEYING • MAPPING • SCANNING

3410 MIDCOURT RD., STE 110; CARROLLTON, TEXAS 75006
SCALE: 1"=40' (972)243-2409 PROJECT #3895
TBPLS FIRM NO. 10194205

Arlington Independent School District Board of Trustees Meeting

April 23, 2026

Contact Person: Lesley Cano

Board Agenda Presented for: Action: Report: Consent:

Supporting Documents: None: Attached:

Meeting Agenda Item: Approval of School Library Advisory Council (SLAC)
Challenged Library Materials Recommendations

District Priority / Goals Addressed

Aligned to the Board priority to promote Academic Growth and in compliance with the requirements of Senate Bill 13, the Arlington ISD School Library Advisory Council (SLAC) met and finalized recommendation to the Board for action regarding challenged library materials.

Background

In accordance with Senate Bill 13, the Board must act on written challenges regarding library materials at the first open meeting held after the 90th day after receipt of the written challenge, or if applicable, after the SLAC has made a recommendation regarding the challenge.

Fiscal Implications

None

Recommendation

Administration recommends approval of the School Library Advisory Council's recommendations as provided.

Submitted by:



Date: April 14, 2026



ACADEMIC GROWTH

Ensure positive, engaging experiences for every student that promote academic growth and ignite a passion for learning.



CULTURE

Establish an inclusive culture of respect, support and continuous improvement for all students, staff and families.



SAFETY & DISCIPLINE

Create safe and productive learning environments in which every student and staff member can thrive.



MARKETING & ENGAGEMENT

Involve families and community stakeholders as valued partners in student learning.



TALENT & RESOURCES

Maximize our resources and people to promote a thriving district while maintaining sound fiscal management.

MEMORANDUM

TO: Board of Trustees

FROM: Lesley Cano
Library Services Coordinator

DATE: April 8, 2026

SUBJECT: School Library Advisory Council (SLAC) Challenged Library Materials Recommendations

The School Library Advisory Council (SLAC) convened on **Tuesday, April 7, 2026**, at the Arlington ISD Professional Development Center. **Seven (7)** of the Council’s seven (7) voting members were present, and the Council reviewed **ten (10)** challenged books. The SLAC’s review was in alignment with library standards as outlined in [Texas Education Code 33.021](#). The following titles were considered:

Title	SLAC Decision / Recommendation
<i>Monday’s Not Coming</i> by Tiffany D. Jackson	Retain (7 votes to retain)
<i>The Art of Racing in the Rain</i> by Garth Stein	Retain (7 votes to retain)
<i>Queen of Shadows</i> by Sarah J. Maas	Retain (7 votes to retain)
<i>Bathe the Cat</i> by Alice McGinty	Retain (7 votes to retain)
<i>Unicorn Boy</i> by Dave Roman	Retain (7 votes to retain)
<i>Sparkle Boy</i> by Leslea Newman	Retain (7 votes to retain)
<i>Let Me Play: The Story of Title IX, The Law That Changed the Future of Girls in America</i> by Karen Blumenthal	Retain (7 votes to retain)
<i>I’m a Girl</i> by Yasmeen Ismail	Retain (7 votes to retain)
<i>Sharice’s Big Voice</i> by Sharice Davids	Retain (7 votes to retain)
<i>Rise Up! The Art of Protest</i> by Jo Rippon	Retain (7 votes to retain)

Based on its review, the SLAC recommends **that the challenges be denied and that each of the titles listed above be retained within the Arlington ISD system.**

The Board has received a copy of the SLAC’s recommendation as well as the Superintendent, school librarian(s), and the individual(s) submitting a challenge. Individual challengers have the opportunity to appeal the SLAC’s decision to the Board. All appeals for the above materials must be submitted using the [Appeal of SLAC Decision form](#) and received by **12:00 p.m. (noon) on the day before** the Board meeting at which the SLAC’s decision will be considered. All timely appeals received by administration will be provided to the Board for consideration prior to action.

Respectfully,
Lesley Cano