

EASTERN UPPER PENINSULA INTERMEDIATE SCHOOL DISTRICT
BOARD OF EDUCATION BOARD AGENDA

Wednesday, February 11, 2026, 5:00 PM

In person
EUPISD Central Office
315 Armory Place
Sault Ste. Marie, MI 49783

I.	Pledge of Allegiance	
II.	Roll Call	
III.	Approval of Agenda Approval of the Agenda as presented.	
IV.	Communications/Recognition/Presentation	
V.	Minutes	
	A. Approval of Regular Meeting minutes of January 14, 2026	3
VI.	Financial Report and Approval of Bills The financial status of the district is represented by the Balance Sheet and Financial Statement for January. Attached are the Cash and Investment Report and a list of payments for the month of January which are presented for your review and approval.	5
VII.	Public Comment	
VIII.	Reports	
	A. Board of Education	
	B. Regular	
	1. Superintendent	33
	2. Special Education & EUPISD Learning Center	34
	3. Early Childhood	39
	4. General Education, CTE, & STEM EUP MiSTEM Region Newsletter Smore Newsletters for Education	41
	5. Technology	52
	6. Finance & Human Resources	53
IX.	Unfinished Business	
X.	New Business	
	A. Adoption of EUPISD Common Calendar	55

ISDs are required to adopt a five-year calendar to apply to all of its constituent districts and to its ISD programs. The calendar must also be posted on the website.

- B. Adoption of EUPISD Calendar 56

It is necessary for the board to approve our agency's work day calendar for the 2026-2027 year. This is based on 245 work days.

- C. Approval for Out-of-State Travel 57

Attachment X.A.1 This is request is for Merran Arbic, Special Education Supervisor, to attend the Council of Administrators of Special Education (CASE) Academy of Law and Leadership in Atlanta, GA, April 21-23, 2026, in an amount not to exceed \$4,090 with costs covered by Special Education funds.

Attachment X.A.2 Additional request for Helen Craig, Curriculum Consultant/Regional Health Consultant, to attend the 2026 Society for Public Health Education Conference in Portland, OR, Aprill 22-24, 2026, in an amount not to exceed \$2,529 with all costs covered by the Michigan Council for Maternal & Child Health Grant and reimbursed by the Michigan School Health Coordinators' Association capacity grant.

- D. Leave of Absence Request

Kelli Fenlon-Wiinamaki, Early Childhood Special Education Teacher, has requested an intermittent unpaid leave of absence of 12 days through August 2026.

- E. MASB Election 60

Completed ballots for the 2026 MASB Board of Directors must be submitted by Wednesday, March 11, 2026. The Board needs to determine which candidate to select. Cadidates for the three-year term in Region 1 are Brad Baltensperger, Houghton-Portage Township Schools, and JJ Johnson-Reeves, Escanaba Area Public Schools.

- F. Vehicle Purchases

With the continued expansion of programs and staffing, and an aging fleet, we are finding a greater need for not only additional fleet vehicles, but replacement of existing. We are requesting an additional \$100,000 to allow for flexibility in making these purchases.

- XI. Additional Business

- A. Superintendent Evaluation - Discussion Only

The board members have received the superintendent's self-assessment. Evaluations will need to be completed and emailed to the Executive Assistant. The results will be compiled and presented at the March meeting.

- XII. Adjourn

MINUTES OF THE REGULAR MEETING OF THE BOARD OF EDUCATION
OF THE
EASTERN UPPER PENINSULA INTERMEDIATE SCHOOL DISTRICT

EUPISD CENTRAL OFFICE
SAULT STE. MARIE, MICHIGAN

January 14, 2026
5:00 P.M.

The regular meeting of the Board of Education of the Eastern Upper Peninsula Intermediate School District was called to order at 5:00 p.m. by President Patti Weinreis.

I. PLEDGE OF ALLEGIANCE

II. ROLL CALL

- A. Board Members Present: Doug Besteman, Christine Curtis, Eric Galer, Don Gustafson, Patti Weinreis
- B. Board Members Absent: Tammy Lasley-Henry, Kurt Perron
- C. EUPISD Staff Present: A. McArthur, D. Mayer, V. Masuga, J. Savoie, T. Hazley, R. Byma
- D. Visitors: none

III. APPROVAL OF THE AGENDA

- A. Moved by Galer, supported by Curtis, to approve the agenda as presented. Motion **CARRIED** (unanimous).

IV. COMMUNICATION/RECOGNITION/PRESENTATION

- A. Recognition of EUPISD Board members for School Board Appreciation Month

V. MINUTES

- A. Moved by Besteman, supported by Curtis, to approve the meeting minutes of the rescheduled meeting of December 18, 2025. Motion **CARRIED** (unanimous).

VI. FINANCIAL REPORT AND APPROVAL OF BILLS

- A. Moved by Besteman, supported by Galer, to approve payments in the total amount of \$3,004,290. Motion **CARRIED** (unanimous).

VII. PUBLIC COMMENT

- A. None

VIII. REPORTS

- A. Board of Education- none
- B. Regular
 - 1. Superintendent McArthur updated the board on legislation, progress with the rural readiness grant project, and the EUP Promise Zone.
 - 2. Other reports were received as presented.

IX. UNFINISHED BUSINESS – none

X. NEW BUSINESS

- A. Moved by Galer, supported by Curtis, to approve the three-year agreement with Cisco/InaComp TSG for our Meraki system licensing and support as presented, with costs covered by the Cooperative Technology Fund. Motion **CARRIED** (unanimous).
- B. Moved by Gustafson, supported by Galer, to accept the donation from Federal Home Loan Bank of Indianapolis in an amount of \$7,500, to increase available funds for early learning scholarships. Motion **CARRIED** (unanimous).
- C. 1. Moved by Galer, supported by Besteman, to approve a contract with Evergrowth Consulting for the Sault Early Learning Center Outdoor Discovery and Exploration Station, January 1, 2026 - September 30, 2026, in an amount not to exceed \$18,000 with costs covered by the Healthy Community Zones Grant. Motion **CARRIED** (unanimous).
2. Moved by Curtis, supported by Gustafson, to approve a contract with Evergrowth Consulting for the Bridging Gaps-Exploring Youth Mental Health Options in the EUP project, January 1, 2026 - September 30, 2026, in an amount not to exceed \$11,000 with costs covered by the Rural Readiness Grant and General Fund. Motion **CARRIED** (unanimous).
- D. Moved by Besteman, supported by Galer, to accept the 2025-2026 Annual Education Report as presented. Motion **CARRIED** (unanimous).
- E. Moved by Gustafson, supported by Galer, to approve the job descriptions for Childcare Program Coordinator and Occupational Therapy Assistant (OTA). Motion **CARRIED** (unanimous).
- F. Moved by Besteman, supported by Gustafson, to approve the extended leave of absence for Shelli Plumm, Instructional Aide, through June 30, 2026. Motion **CARRIED** (unanimous).

XI. ADDITIONAL BUSINESS - none

XII. ADJOURN

- A. Moved by Curtis, supported by Galer, to adjourn the meeting at 5:49 p.m. Motion **CARRIED** (unanimous).

Respectfully Submitted:

Approved:

Don Gustafson
Secretary

Patti Weinreis
President

Eastern Upper Peninsula Intermediate School District

**Balance Sheet
As of January 31, 2026**

	General	Early Childhood Fund	Special Education Fund	EUPConnect Collaborative Fund	CTE Fund	Co-op Fund	EUPBSC Fund	Capital Projects Fund	SE Transportation Fund	Travel Fund	Total Governmental Funds
ASSETS:											
Cash and equivalents	\$ 5,287,729	\$ 996,014	\$ 1,078,711	\$ 415,357	\$ 2,201,620	\$ 1,265,156	\$ 146,752	\$ 2,766,368	\$ (216,610)	\$ 160,543	\$ 14,101,640
Due from other governmental units	168,942	-	310,362	-	-	165,621	105	-	170,199	-	815,229
Prepaid Expenditures	-	-	-	-	-	-	-	-	-	-	-
Accounts receivable	1,403	-	-	-	-	3,422	-	-	-	-	4,825
Capital Assets, Net	-	-	-	-	-	-	-	-	153,281	193,825	347,106
Total Assets	\$ 5,458,074	\$ 996,014	\$ 1,389,073	\$ 415,357	\$ 2,201,620	\$ 1,434,199	\$ 146,857	\$ 2,766,368	\$ 106,870	\$ 354,368	\$ 15,268,800
LIABILITIES:											
Accounts payable	\$ 3,195	\$ -	\$ 356	\$ -	\$ 272	\$ 529	\$ 363	\$ -	\$ -	\$ -	\$ 4,715
Accrued salaries and withholdings	456,295	-	-	-	-	-	-	-	-	-	456,295
Unearned revenue	487,630	-	488,951	-	-	-	-	-	180,000	-	1,156,581
Due to other governmental units	1,150	-	(4,207)	-	-	-	-	-	341,076	-	338,019
Other Liabilities	-	-	-	-	-	-	-	-	-	-	-
Total liabilities	948,270	-	485,100	-	272	529	363	-	521,076	-	1,955,610
FUND BALANCES:											
Restricted for Special Education	-	-	(57,209)	-	-	-	-	-	-	-	\$ (57,209)
Restricted for Early Childhood	-	970,350	-	-	-	-	-	-	-	-	970,350
Restricted for Technology Operations	-	-	-	-	-	1,074,670	-	-	-	-	1,074,670
Restricted for Future Network/System Upgra	-	-	-	-	-	175,000	9,250	-	-	-	184,250
Restricted for Facility Upgrades	-	-	-	-	-	184,000	-	-	-	-	184,000
Restricted for Business Services Consortium	-	-	-	-	-	-	137,244	-	-	-	137,244
Restricted for EUPConnect Collaborative	-	-	-	415,357	-	-	-	-	-	-	415,357
Restricted for Capital Projects	-	-	-	-	-	-	-	2,766,368	-	-	2,766,368
Restricted for Transportation	-	-	-	-	-	-	-	-	(567,487)	160,543	(406,944)
Restricted for CTE Program	-	-	-	-	2,201,348	-	-	-	-	-	2,201,348
Investment in General Fixed Assets	-	-	-	-	-	-	-	-	153,281	193,825	347,106
Non Spendable	-	-	738	-	-	-	-	-	-	-	738
Committed	12,204	25,664	11,946	-	-	-	-	-	-	-	49,814
Committed for Program Expansion	-	-	948,498	-	-	-	-	-	-	-	948,498
Unassigned	4,497,600	-	-	-	-	-	-	-	-	-	4,497,600
Total fund balances	4,509,804	996,014	903,973	415,357	2,201,348	1,433,670	146,494	2,766,368	(414,206)	354,368	13,313,190
Total liabilities and fund balances	\$ 5,458,074	\$ 996,014	\$ 1,389,073	\$ 415,357	\$ 2,201,620	\$ 1,434,199	\$ 146,857	\$ 2,766,368	\$ 106,870	\$ 354,368	\$ 15,268,800

Revenues & Expenditures as of January 31, 2026

EASTERN UPPER PENINSULA ISD

Fund Level	Function	Fiscal Year Budgeted Amount	Fiscal Year Amount	Budget Balance	% of Budget
General Fund	1xx-Local Sources	\$ 806,831	\$ 372,598	\$ 434,233	46.2%
	2xx-Non-Political	\$ 149,696	\$ 162,196	\$ (12,500)	108.4%
	3xx-State Sources	\$ 5,152,053	\$ 5,205,058	\$ (53,005)	101.0%
	4xx-Federal Sources	\$ 222,532	\$ 70,714	\$ 151,818	31.8%
	5xx-Other Districts	\$ 568,961	\$ 149,245	\$ 419,716	26.2%
	6xx-Transfers	\$ 633,238	\$ -	\$ 633,238	0.0%
	Total Revenues	\$ 7,533,311	\$ 5,959,811	\$ 1,573,500	79.1%
	11x-Basic Programs	\$ 21,840	\$ 21,839	\$ 1	100.0%
	12x-Added Needs	\$ 2,400	\$ 2,400	\$ -	100.0%
	21x-Pupil Services	\$ 1,512,460	\$ 292,952	\$ 1,219,508	19.4%
	22x-Instructional Support	\$ 2,185,287	\$ 1,334,371	\$ 850,916	61.1%
	23x-General Administration	\$ 595,860	\$ 302,482	\$ 293,378	50.8%
	25x-Business Services	\$ 605,756	\$ 309,399	\$ 296,357	51.1%
	26x-Operations and Maintenance	\$ 271,779	\$ 127,975	\$ 143,804	47.1%
	27x-Transportation	\$ -	\$ -	\$ -	#DIV/0!
	28x-Central Support Services	\$ 951,047	\$ 595,800	\$ 355,247	62.6%
	29x-Other Support Services	\$ 15,200	\$ 487	\$ 14,713	3.2%
	3xx-Community Services	\$ 36,625	\$ 22,000	\$ 14,625	60.1%
	4xx-Payments to Others	\$ 329,168	\$ 198,176	\$ 130,992	60.2%
	6xx-Transfers Out	\$ 1,701,001	\$ -	\$ 1,701,001	0.0%
	Total Expenditures	\$ 8,228,423	\$ 3,207,881	\$ 5,020,542	39.0%
	Net Increase (Decrease)	\$ (695,112)			
	July 1, 2025 Fund Balance	\$ 1,757,874			
	June 30, 2026 Fund Balance	\$ 1,062,762			

Fund Level	Function	Fiscal Year Budgeted Amount	Fiscal Year Amount	Budget Balance	% of Budget
Early Childhood Fund	1xx-Local Sources	\$ 548,077	\$ 299,472	\$ 248,605	54.6%
	2xx-Non-Political	\$ 13,000	\$ 7,875	\$ 5,125	60.6%
	3xx-State Sources	\$ 5,034,933	\$ 2,728,966	\$ 2,305,967	54.2%
	4xx-Federal Sources	\$ 95,576	\$ 49,702	\$ 45,874	52.0%
	5xx-Other Districts	\$ -	\$ -	\$ -	#DIV/0!
	6xx-Transfers	\$ 121,998	\$ -	\$ 121,998	0.0%
	Total Revenues	\$ 5,813,584	\$ 3,086,015	\$ 2,727,569	53.1%
	11x-Basic Programs	\$ 204,479	\$ 59,641	\$ 144,838	29.2%
	21x-Pupil Services	\$ 166,913	\$ 141,576	\$ 25,337	84.8%
	22x-Instructional Support	\$ 867,046	\$ 368,885	\$ 498,161	42.5%
	23x-General Administration	\$ -	\$ -	\$ -	#DIV/0!
	24x-School Administration	\$ 49,026	\$ -	\$ 49,026	0.0%
	25x-Business Services	\$ 8,801	\$ 5,897	\$ 2,904	67.0%
	26x-Operations and Maintenance	\$ 1,625	\$ 125	\$ 1,500	7.7%
	28x-Central Support Services	\$ 35,637	\$ 4,005	\$ 31,632	11.2%
	29x-Other Support Services	\$ 25,000	\$ 2,784	\$ 22,216	11.1%
	3xx-Community Services	\$ 841,857	\$ 478,705	\$ 363,152	56.9%
	4xx-Payments to Others	\$ 3,602,866	\$ 1,110,793	\$ 2,492,073	30.8%
	6xx-Transfers Out	\$ 15,732	\$ -	\$ 15,732	0.0%
	Total Expenditures	\$ 5,818,982	\$ 2,172,411	\$ 3,646,571	37.3%
	Net Increase (Decrease)	\$ (5,398)			
	July 1, 2025 Fund Balance	\$ 82,410			
	June 30, 2026 Fund Balance	\$ 77,012			

Fund Level	Function	Fiscal Year Budgeted Amount	Fiscal Year Amount	Budget Balance	% of Budget
Special Education Fund	1xx-Local Sources	\$ 7,079,113	\$ 2,517,882	\$ 4,561,231	35.6%
	2xx-Non-Political Sources	\$ 72,511	\$ 3,256	\$ 69,255	4.5%
	3xx-State Sources	\$ 6,490,069	\$ 2,049,342	\$ 4,440,727	31.6%
	4xx-Federal Sources	\$ 2,264,579	\$ 655,778	\$ 1,608,801	29.0%
	5xx-Other Districts	\$ 3,805,108	\$ 3,075	\$ 3,802,033	0.1%
	Total Revenues	\$ 19,711,380	\$ 5,229,333	\$ 14,482,047	26.5%
	12x-Added Needs	\$ 3,961,764	\$ 1,890,696	\$ 2,071,068	47.7%
	21x-Pupil Services	\$ 9,273,964	\$ 4,146,875	\$ 5,127,089	44.7%
	22x-Instructional Support	\$ 1,543,408	\$ 807,275	\$ 736,133	52.3%
	23x-General Administration	\$ 44,500	\$ 27,105	\$ 17,395	60.9%
	24x-School Administration	\$ 294,939	\$ 169,547	\$ 125,392	57.5%
	25x-Business Services	\$ 23,284	\$ 12,322	\$ 10,962	52.9%
	26x-Operations and Maintenance	\$ 223,740	\$ 105,166	\$ 118,574	47.0%
	27x-Transportation	\$ 1,117,112	\$ 5,395	\$ 1,111,717	0.5%
	28x-Central Support Services	\$ 358,322	\$ 304,439	\$ 53,883	85.0%
	29x-Other Support Services	\$ 94,640	\$ 43,572	\$ 51,068	46.0%
	3xx-Community Services	\$ 333,671	\$ 152,173	\$ 181,498	45.6%
	4xx-Payments to Others	\$ 2,003,687	\$ 53,026	\$ 1,950,661	2.6%
	6xx-Transfers Out	\$ 878,216	\$ -	\$ 878,216	0.0%
	Total Expenditures	\$ 20,151,247	\$ 7,717,591	\$ 12,433,656	38.3%
	Net Increase (Decrease)	\$ (439,867)			
	July 1, 2025 Fund Balance	\$ 3,392,230			
	June 30, 2026 Fund Balance	\$ 2,952,363			

Revenues & Expenditures as of January 31, 2026

EASTERN UPPER PENINSULA ISD

Fund Level	Function	Fiscal Year Budgeted Amount	Fiscal Year Amount	Budget Balance	Fiscal Year Amount
EUPConnect Collaborative Fund	1xx-Local Sources	\$ 9,000	\$ 7,358	\$ 1,642	81.8%
	Total Revenues	\$ 9,000	\$ 7,358	\$ 1,642	81.8%
	23x-General Administration	\$ -	\$ -	\$ -	#DIV/0!
	25x-Business Services	\$ 1,000	\$ 10	\$ 990	1.0%
	28x-Central Support Services	\$ 108,000	\$ 38,752	\$ 69,248	35.9%
	3xx-Community Services	\$ 37,500	\$ 400	\$ 37,100	1.1%
	Total Expenditures	\$ 146,500	\$ 39,162	\$ 107,338	26.7%
	Net Increase (Decrease)	\$ (137,500)			
	July 1, 2025 Fund Balance	\$ 447,159			
	June 30, 2026 Fund Balance	\$ 309,659			

Fund Level	Function	Fiscal Year Budgeted Amount	Fiscal Year Amount	Budget Balance	% of Budget	
Career & Technical Education Fund	1xx-Local Sources	\$ 3,162,913	\$ 978,169	\$ 2,184,744	30.9%	
	3xx-State Sources	\$ 27,760	\$ 9,547	\$ 18,213	34.4%	
	4xx-Federal Sources	\$ 101,461	\$ 22,007	\$ 79,454	21.7%	
	5xx-Other Districts	\$ 44,176	\$ -	\$ 44,176	0.0%	
	Total Revenues	\$ 3,336,310	\$ 1,009,723	\$ 2,326,587	30.3%	
	12x-Added Needs	\$ 82,993	\$ 31,547	\$ 51,446	38.0%	
	13x-Adult/Continuing Education	\$ -	\$ -	\$ -	#DIV/0!	
	21x-Pupil Services	\$ 5,000	\$ -	\$ 5,000	0.0%	
	22x-Instructional Support	\$ 364,611	\$ 198,113	\$ 166,498	54.3%	
	25x-Business Services	\$ 8,500	\$ 6,217	\$ 2,283	73.1%	
	27x-Transportation	\$ 7,000	\$ 110	\$ 6,890	1.6%	
	28x-Central Support Services	\$ 32,793	\$ 6,425	\$ 26,368	19.6%	
	4xx-Payments to Others	\$ 3,450,965	\$ 2,693	\$ 3,448,272	0.1%	
	6xx-Transfers Out	\$ 42,953	\$ -	\$ 42,953	0.0%	
	Total Expenditures	\$ 3,994,815	\$ 245,105	\$ 3,749,710	6.1%	
	Net Increase (Decrease)	\$ (658,505)				
		July 1, 2025 Fund Balance	\$ 1,436,728			
		June 30, 2026 Fund Balance	\$ 778,223			

Fund Level	Function	Fiscal Year Budgeted Amount	Fiscal Year Amount	Budget Balance	% of Budget
Cooperative Technology Fund	1xx-Local Sources	\$ 500,600	\$ 46,185	\$ 454,415	9.2%
	3xx-State Sources	\$ -	\$ -	\$ -	#DIV/0!
	5xx-Other Districts	\$ 1,620,036	\$ 953,778	\$ 666,258	58.9%
	6xx-Transfers	\$ 313,222	\$ -	\$ 313,222	0.0%
	Total Revenues	\$ 2,433,858	\$ 999,963	\$ 1,433,895	41.1%
	23x-General Administration	\$ 1,000	\$ 1,039	\$ -	103.9%
	25x-Business Services	\$ 220	\$ -	\$ 220	0.0%
	26x-Operations and Maintenance	\$ 75,891	\$ 17,343	\$ 58,548	22.9%
	28x-Central Support Services	\$ 2,362,209	\$ 881,387	\$ 1,480,822	37.3%
	45x-Building Improvements	\$ 62,000	\$ -	\$ 62,000	0.0%
	6xx-Transfers Out	\$ 45,000	\$ -	\$ 45,000	0.0%
	Total Expenditures	\$ 2,546,320	\$ 899,769	\$ 1,646,590	35.3%
	Net Increase (Decrease)	\$ (112,462)			
		July 1, 2025 Fund Balance	\$ 1,333,477		
	June 30, 2026 Fund Balance	\$ 1,221,015			

Fund Level	Function	Fiscal Year Budgeted Amount	Fiscal Year Amount	Budget Balance	% of Budget
Business Consortium Fund	1xx-Local Sources	\$ 491,292	\$ 4,707	\$ 486,585	1.0%
	3xx-State Sources	\$ -	\$ -	\$ -	#DIV/0!
	5xx-Other Districts	\$ 948,948	\$ 338,979	\$ 609,969	35.7%
	Total Revenues	\$ 1,440,240	\$ 343,686	\$ 1,096,554	#DIV/0!
	25x-Business Services	\$ 1,037,111	\$ 521,522	\$ 515,589	50.3%
	26x-Operations and Maintenance	\$ -	\$ -	\$ -	#DIV/0!
	28x-Central Support Services	\$ -	\$ -	\$ -	#DIV/0!
	4xx-Payments to Others	\$ 476,736	\$ -	\$ 476,736	0.0%
	6xx-Transfers Out	\$ 26,500	\$ -	\$ 26,500	0.0%
	Total Expenditures	\$ 1,540,347	\$ 521,522	\$ 1,018,825	33.9%
	Net Increase (Decrease)	\$ (100,107)			
	July 1, 2025 Fund Balance	\$ 324,331			
	June 30, 2026 Fund Balance	\$ 224,224			

Revenues & Expenditures as of January 31, 2026

EASTERN UPPER PENINSULA ISD

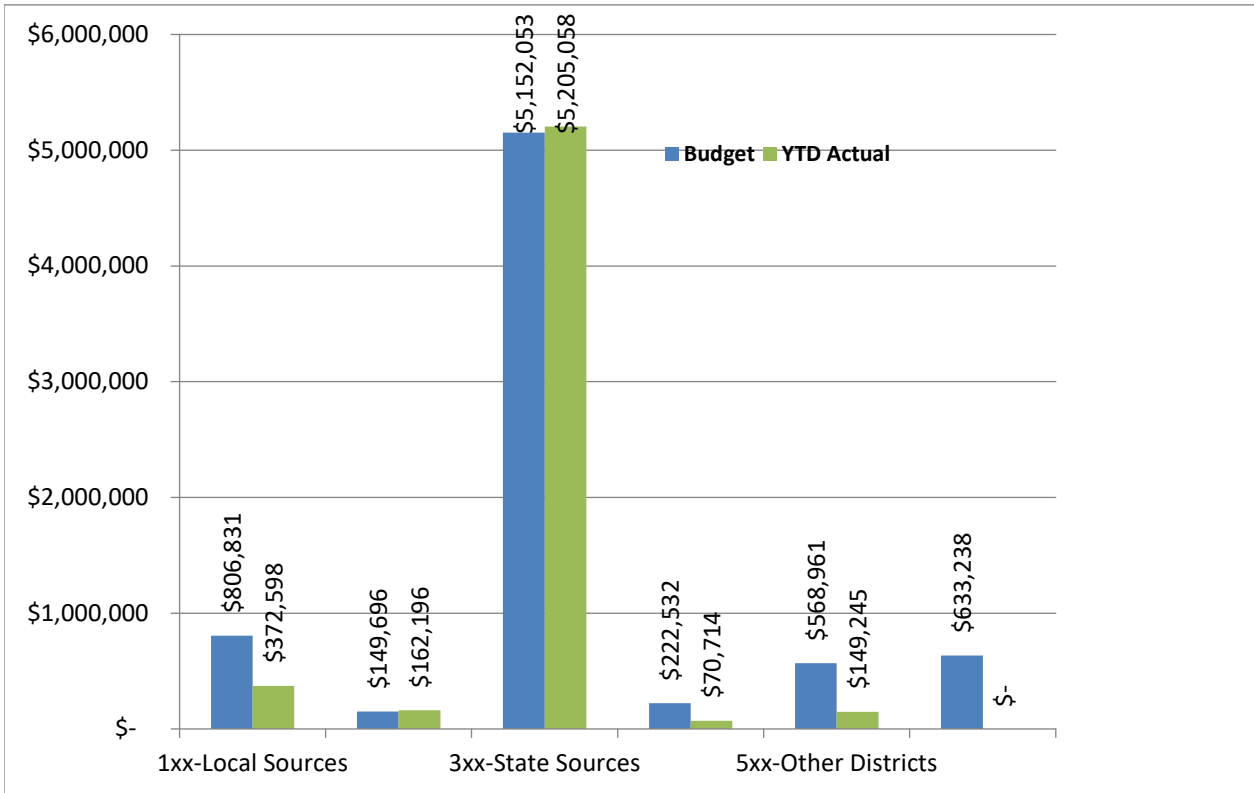
Fund Level	Function	Fiscal Year Budgeted Amount	Fiscal Year Amount
Capital Project Fund	1xx-Local Sources	\$ -	\$ 66,108
	Total Revenues	\$ -	\$ 66,108
	25x-Business Services	\$ -	\$ 183
	26x-Operations and Maintenance	\$ -	\$ 38,076
	28x-Central Support Services	\$ -	\$ -
	29x-Other Support Services	\$ -	\$ -
	45x-Building Improvements	\$ 185,850	\$ 338,723
	5xx-Debt Service	\$ -	\$ 26,203
	Total Expenditures	\$ 185,850	\$ 403,185
	Net Increase (Decrease)	\$ (185,850)	
July 1, 2024 Fund Balance	\$ 3,103,445		
June 30, 2025 Fund Balance	\$ 2,917,595		

Fund Level	Function	Fiscal Year Budgeted Amount	Fiscal Year Amount
Special Education Transportation Fund	1xx-Local Sources	\$ -	\$ -
	5xx-Other Districts	\$ -	\$ -
	Total Revenues	\$ -	\$ -
	27x-Transportation	\$ -	\$ 567,532
	71x-Depreciation Expense	\$ -	\$ -
	Total Expenditures	\$ -	\$ 567,532
	Net Increase (Decrease)	\$ -	
July 1, 2024 Fund Balance	\$ 153,326		
June 30, 2025 Fund Balance	\$ 153,326		

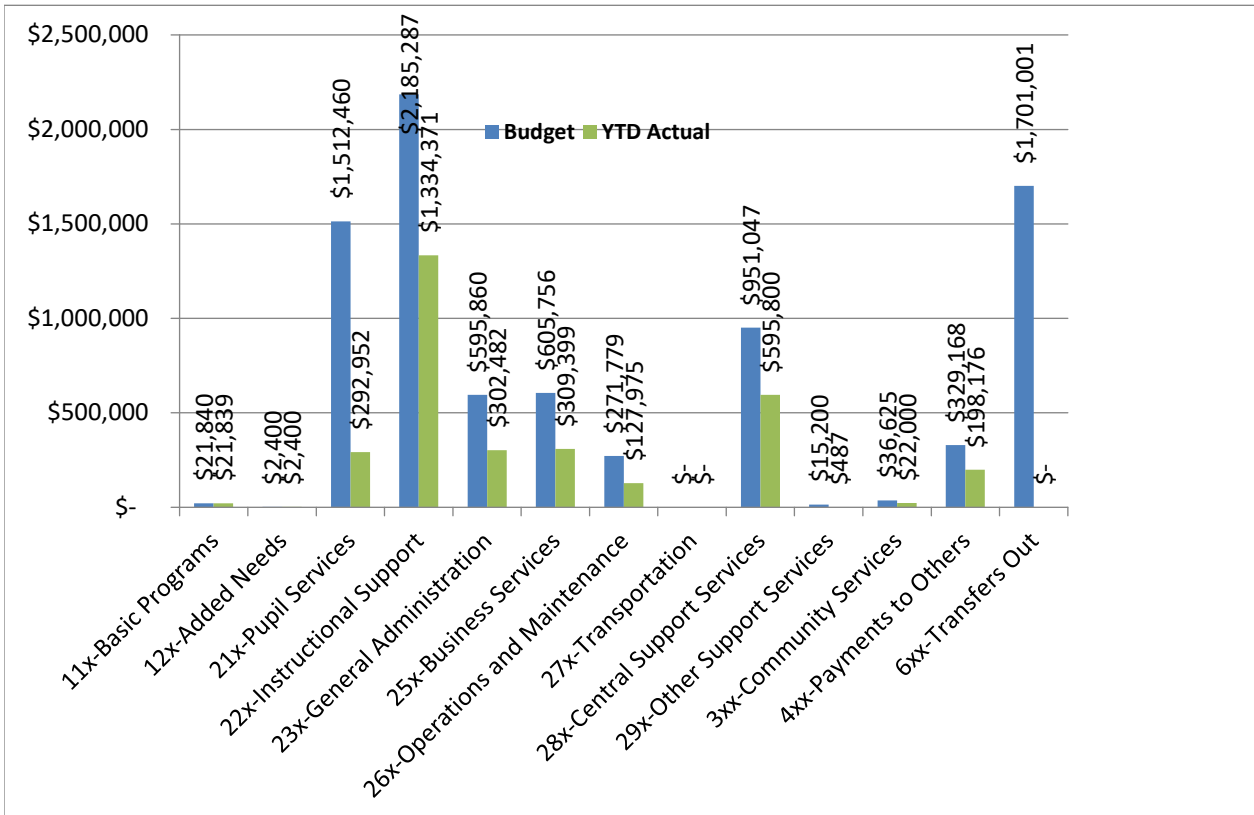
Fund Level	Function	Fiscal Year Budgeted Amount	Fiscal Year Amount
Travel Fund	1xx-Local Sources	\$ -	\$ 65,638
	Total Revenues	\$ -	\$ 65,638
	25x-Business Services	\$ -	\$ 10
	26x-Operations and Maintenance	\$ -	\$ 68,510
	71x-Depreciation Expense	\$ -	\$ -
	Total Expenditures	\$ -	\$ 68,520
	Net Increase (Decrease)	\$ -	
July 1, 2024 Fund Balance	\$ 357,250		
June 30, 2025 Fund Balance	\$ 357,250		

Eastern Upper Peninsula ISD

General Fund Revenues as of January 31, 2026

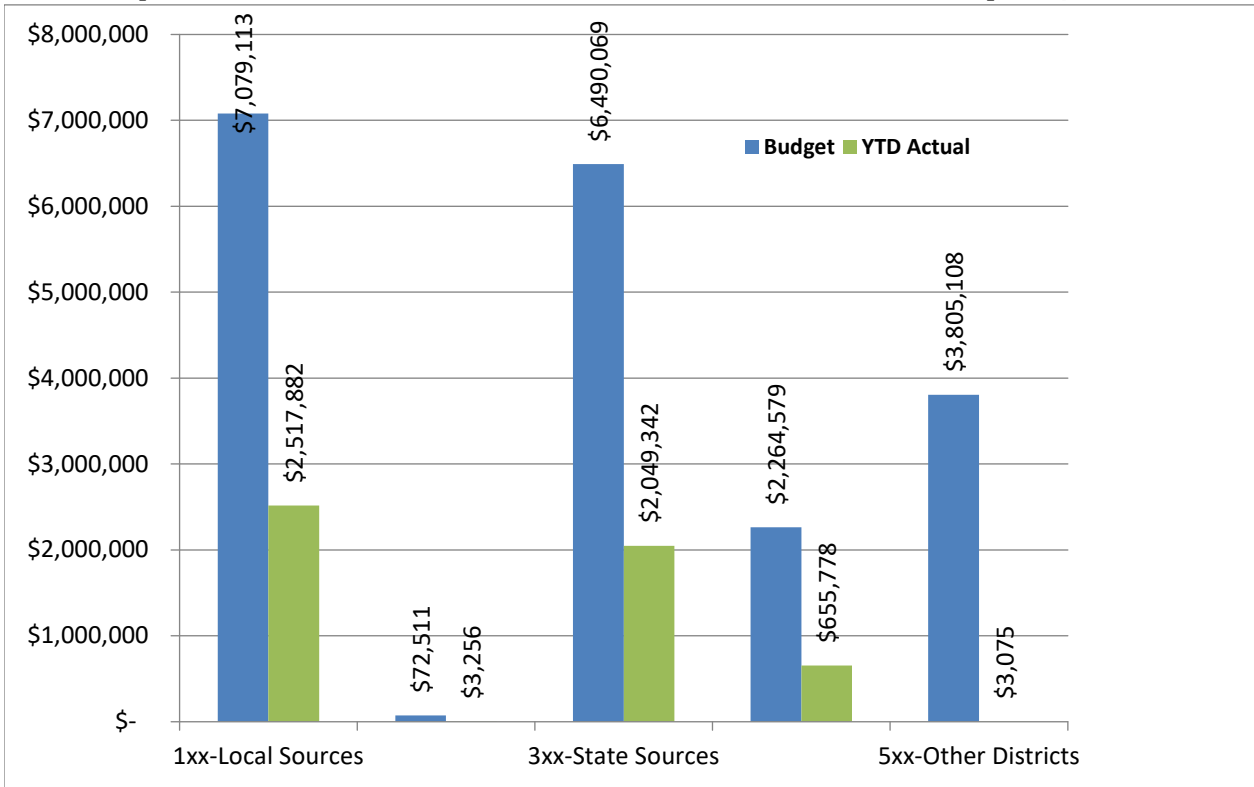


General Fund Expenditures as of January 31, 2026

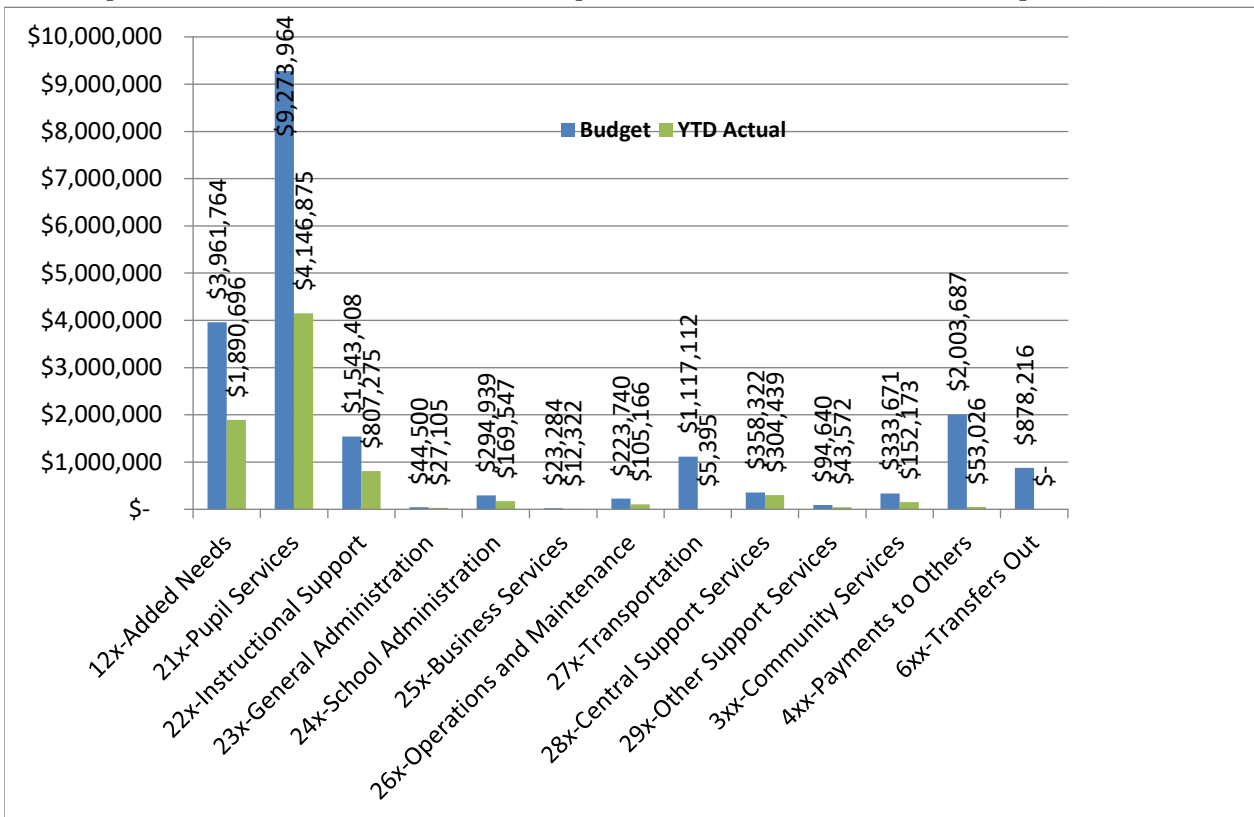


Eastern Upper Peninsula ISD

Special Education Fund Revenues as of January 31, 2026



Special Education Fund Expenditures as of January 31, 2026

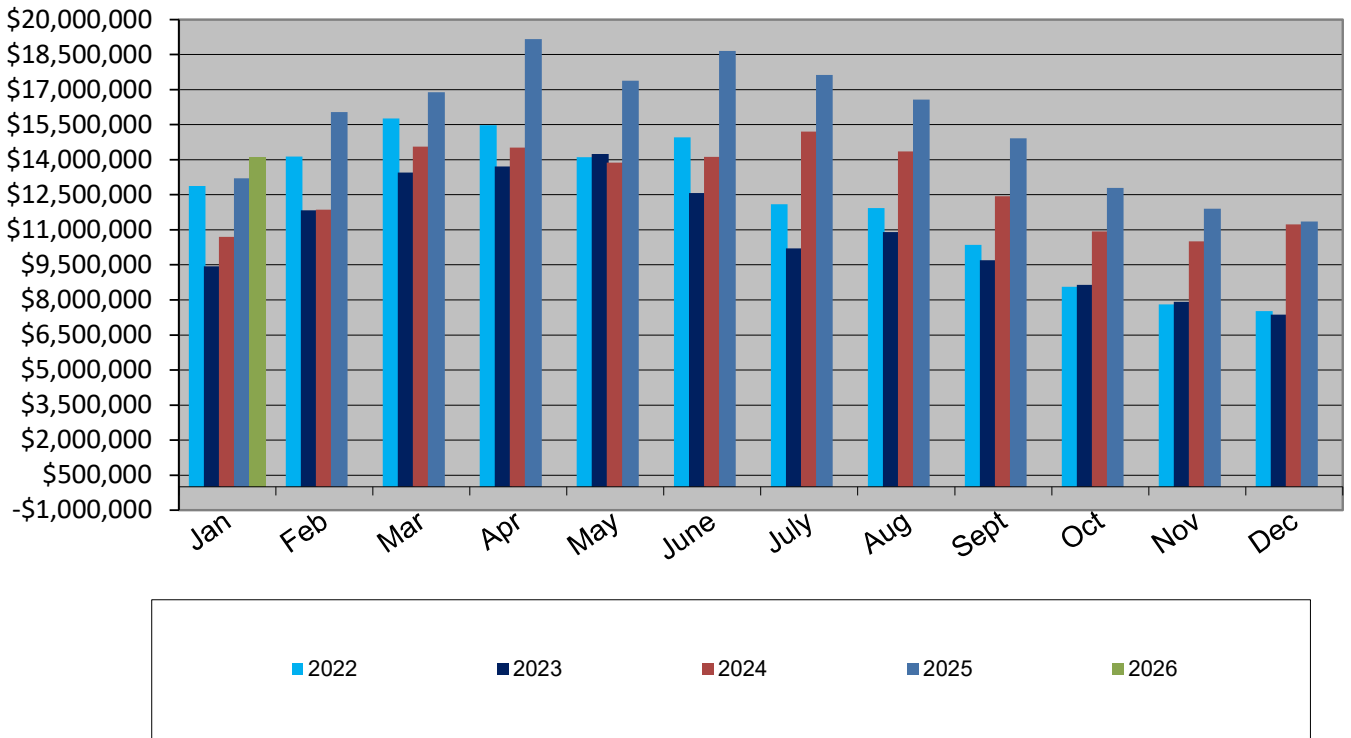


EASTERN UPPER PENINSULA INTERMEDIATE SCHOOL DISTRICT CASH AND INVESTMENT REPORT

January 31, 2025

<u>BANK</u>	<u>ACCOUNT TYPE</u>	<u>BANK BALANCE</u>	<u>INTEREST RATE</u>	<u>INTEREST EARNED</u>	<u>MATURITY DATE</u>
4Front Credit Union	Savings/Checking	\$ 2,063,351	0.31%	\$ 540	
Huntington Bank	Savings	\$ 448,100	0.25%	\$ 92	
Central Savings Bank	CD	\$ -	2.47%	\$ -	1/12/2026
Central Savings Bank	Savings	\$ 475,803	1.98%	\$ 776	
MILAF	Pool	<u>\$ 11,126,411</u>	3.74%	<u>\$ 32,578</u>	
Total Cash Invested		<u>\$ 14,113,665</u>		<u>\$ 33,986</u>	

BANK CASH BALANCE HISTORY



EASTERN UPPER PENINSULA ISD

Check Register - January 2026

Fund Charged	Fund Title	Vendor Name	Period	Check Date	Check Number	Transaction Description	Transaction Amount	Budget Unit	Account Code	
11	GENERAL FUND	ADN ADMINISTRATORS INC.	7	01/14/2026	V907243	DEC 2025 CLAIMS	\$9,948.58	11	B451.09	
		ADN ADMINISTRATORS INC. - Total						\$9,948.58		
		AFLAC	7	01/27/2026	304335	DED:6001 AFLAC-AT	\$1,046.48	11	B451.10	
			7	01/27/2026	304335	DED:6002 AFLAC PRE	\$1,319.04	11	B451.10	
		AFLAC - Total						\$2,365.52		
		AFLAC 20 PAY	7	01/23/2026	301326	DED:6006 AFLAC P 20	\$97.62	11	B451.22	
		AFLAC 20 PAY - Total						\$97.62		
		AMERICAN FIDELITY	7	01/27/2026	304336	DED:6052 AF ACCIDENT	\$1,948.30	11	B451.23	
			7	01/27/2026	304336	DED:6053 AF CANCER	\$1,078.90	11	B451.23	
			7	01/27/2026	304336	DED:6054 AF CANCER	\$407.36	11	B451.23	
			7	01/27/2026	304336	DED:6055 AF DISBLTY	\$666.20	11	B451.23	
			7	01/27/2026	304336	DED:6056 AF CRT ILL	\$325.56	11	B451.23	
			7	01/27/2026	304336	DED:6057 AF HOSPITL	\$402.52	11	B451.23	
			7	01/27/2026	304336	DED:6058 AF LIFE	\$1,618.04	11	B451.23	
			7	01/27/2026	304336	TW OWES ACCD	\$47.30	11	B451.23	
		AMERICAN FIDELITY - Total						\$6,494.18		
		AMERICAN FIDELITY - FSA DEP CARE	7	01/23/2026	301327	DED:6051 AF FSA	\$1,297.48	11	B451.23	
			7	01/09/2026	304310	DED:6051 AF FSA	\$1,297.48	11	B451.23	
		AMERICAN FIDELITY - FSA DEP CARE - Total						\$2,594.96		
		BAKERWORKS, INC.	7	01/14/2026	V907244	CO-DEC SNOW REMOVAL	\$7,560.00	11.1261.000.1080	3190.01	
		BAKERWORKS, INC. - Total						\$7,560.00		
		BMO FINANCIAL GROUP	7	01/28/2026	600637	PCARD-ARMSTRONG T	\$46.14	11.1226.000.2041	3410.02	
			7	01/28/2026	600637	PCARD-ARMSTRONG T	\$93.67	11.1213.000.2041	3410.02	
			7	01/28/2026	600637	PCARD-CRAIG H	\$6.39	11.1221.000.3050	5110.01	
			7	01/28/2026	600637	PCARD-CURLEY Q	\$52.52	11.1216.000.2042	5110.01	
			7	01/28/2026	600637	PCARD-CURLEY Q	\$260.00	11.1216.000.2042	3220.01	
			7	01/28/2026	600637	PCARD-DANKERT J	\$460.00	11.1261.000.1080	4220.01	
			7	01/28/2026	600637	PCARD-DAVIS J	\$55.98	11.1261.000.1080	5990.01	
			7	01/28/2026	600637	PCARD-DEUMAN H	\$41.53	11.1232.000.1050	3220.01	
			7	01/28/2026	600637	PCARD-DEUMAN H	\$78.00	11.1261.000.1080	3430	
			7	01/28/2026	600637	PCARD-DEUMAN H	\$294.89	11.1232.000.1050	5990.01	
			7	01/28/2026	600637	PCARD-DUTCHER K	\$25.08	11.1283.000.1095	5990.01	
			7	01/28/2026	600637	PCARD-DUTCHER K	\$38.00	11.1221.000.1370	7910.01	

EASTERN UPPER PENINSULA ISD

Check Register - January 2026

Fund Charged	Fund Title	Vendor Name	Period	Check Date	Check Number	Transaction Description	Transaction Amount	Budget Unit	Account Code			
11	GENERAL FUND	BMO FINANCIAL GROUP	7	01/28/2026	600637	PCARD-DUTCHER K	\$109.15	11.1221.000.1370	5990.16			
			7	01/28/2026	600637	PCARD-DUTCHER K	\$330.15	11.1261.000.1080	3410.02			
			7	01/28/2026	600637	PCARD-EDWARDS A	\$184.83	11.1213.000.2042	5110.01			
			7	01/28/2026	600637	PCARD-JOHNSON M	\$40.08	11.1213.000.2042	5110.01			
			7	01/28/2026	600637	PCARD-JOHNSON M	\$92.00	11.1213.000.2042	3210.01			
			7	01/28/2026	600637	PCARD-KRANENDONK S	\$114.25	11.1216.000.2042	5110.01			
			7	01/28/2026	600637	PCARD-KRANENDONK S	\$260.00	11.1216.000.2042	3220.01			
			7	01/28/2026	600637	PCARD-MASUGA V	\$0.70	11.1259.000.1100	9999.03			
			7	01/28/2026	600637	PCARD-MASUGA V	\$49.99	11.1221.000.3050	5110.01			
			7	01/28/2026	600637	PCARD-MASUGA V	\$121.63	11.1283.000.1095	5990.01			
			7	01/28/2026	600637	PCARD-MASUGA V	\$655.00	11.1221.000.1370	3220.01			
			7	01/28/2026	600637	PCARD-MAYER D	\$249.33	11.1283.000.1065	3220.01			
			7	01/28/2026	600637	PCARD-MAYER E	\$379.31	11.1261.000.1080	3410.02			
			7	01/28/2026	600637	PCARD-MCARTHUR A	\$31.96	11.1259.000.1100	9999.02			
			7	01/28/2026	600637	PCARD-MCARTHUR A	\$1,432.26	11.1232.000.1050	3220.01			
			7	01/28/2026	600637	PCARD-MCKINNEY D	\$18.24	11.1261.000.1080	3410.02			
			7	01/28/2026	600637	PCARD-MCKINNEY D	\$49.53	11.1283.000.1065	3410.02			
			7	01/28/2026	600637	PCARD-MCKINNEY D	\$720.42	11.1252.000.1060	5910.01			
			7	01/28/2026	600637	PCARD-MCKINNEY D	\$754.86	11.1259.000.1100	9999.04			
			7	01/28/2026	600637	PCARD-PARISH M	\$50.96	11.1231.000.1040	3210.01			
			7	01/28/2026	600637	PCARD-PARISH M	\$51.51	11.1221.000.2037	5110.01			
			7	01/28/2026	600637	PCARD-PARISH M	\$52.77	11.1221.000.2015	3220.01			
			7	01/28/2026	600637	PCARD-PARISH M	\$180.00	11.1232.000.1050	3220.02			
			7	01/28/2026	600637	PCARD-PARISH M	\$210.00	11.1252.000.1060	3220.03			
			7	01/28/2026	600637	PCARD-PARISH M	\$254.13	11.1261.000.1080	5910.01			
			7	01/28/2026	600637	PCARD-ROOYAKKERS T	\$23.98	11.1213.000.2042	5110.01			
			7	01/28/2026	600637	PCARD-SANDVIK L	\$577.50	11.1252.000.1060	3220.01			
			7	01/28/2026	600637	PCARD-SANDVIK L	\$1,175.37	11.1261.000.1080	5520			
			7	01/28/2026	600637	PCARD-ST. ONGE K	\$45.00	11.1221.000.1370	7410.11			
			7	01/28/2026	600637	PCARD-WOLFE H	\$46.00	11.1216.000.2042	3210.01			
			BMO FINANCIAL GROUP - Total							\$9,713.11		
					CITY OF SAULT STE MARIE	7	01/13/2026	104079	WATER/SEWER DEC 2025	\$211.27	11.1261.000.1080	3830
					7	01/27/2026	104109	PULLAR1/27/26 HLTH/PE	\$160.00	11.1221.000.2027	3220.01	

EASTERN UPPER PENINSULA ISD

Check Register - January 2026

Fund Charged	Fund Title	Vendor Name	Period	Check Date	Check Number	Transaction Description	Transaction Amount	Budget Unit	Account Code	
11	GENERAL FUND	CITY OF SAULT STE MARIE - Total						\$371.27		
		CLARK HILL PLC ATTORNEYS AT LAW	7	01/14/2026	V907248	GE AUDIT	\$341.83	11.1231.000.1040	3170.01	
		CLARK HILL PLC ATTORNEYS AT LAW - Total						\$341.83		
		COUNTY OF CHIPPEWA	7	01/14/2026	V907251	TAX CHARGEBACKS 2023	\$1.48	11.1259.000.1090	7910.04	
			7	01/14/2026	V907251	TAX CHARGEBACKS 2024	\$99.97	11.1259.000.1090	7910.04	
			7	01/21/2026	V907278	TAX CHARGEBACKS 2024	\$56.25	11.1259.000.1090	7910.04	
		COUNTY OF CHIPPEWA - Total						\$157.70		
		DTE ENERGY CO.	7	01/20/2026	104101	HEAT 12/4-1/5	\$867.85	11.1261.000.1080	5510	
		DTE ENERGY CO. - Total						\$867.85		
		EDUSTAFF	7	01/19/2026	304319	PPE 12/7-12/20/2025	\$418.08	11.1261.000.1080	3190.01	
			7	01/19/2026	304320	PPE 12/21/25-01/03/26	\$132.56	11.1261.000.1080	3190.01	
		EDUSTAFF - Total						\$550.64		
		EFTPS	7	01/23/2026	301328	DED:*FI FICA	\$47,473.64	11	B451.01	
			7	01/23/2026	301328	DED:*FM MEDICARE	\$11,102.86	11	B451.01	
			7	01/23/2026	301328	DED:*FT FEDERAL	\$25,653.47	11	B451.02	
			7	01/09/2026	304311	DED:*FI FICA	\$47,705.66	11	B451.01	
			7	01/09/2026	304311	DED:*FM MEDICARE	\$11,157.08	11	B451.01	
			7	01/09/2026	304311	DED:*FT FEDERAL	\$25,516.68	11	B451.02	
		EFTPS - Total						\$168,609.39		
		EPARS	7	01/23/2026	301329	DED:7200 403B	\$1,375.58	11	B451.13	
			7	01/23/2026	301329	DED:7201 403B	\$300.00	11	B451.13	
			7	01/23/2026	301329	DED:7202 403B	\$1,020.00	11	B451.13	
			7	01/23/2026	301329	DED:7203 403B	\$1,245.00	11	B451.13	
			7	01/23/2026	301329	DED:7204 403B	\$625.00	11	B451.13	
			7	01/23/2026	301329	DED:7213 403B%	\$664.97	11	B451.13	
			7	01/23/2026	301329	DED:7250 403B ROTH	\$100.00	11	B451.13	
			7	01/23/2026	301329	DED:7256 403B ROTH%	\$185.68	11	B451.13	
			7	01/23/2026	301329	DED:7263 403B%	\$167.90	11	B451.13	
			7	01/23/2026	301329	DED:7300 457 PRE T	\$587.00	11	B451.13	
			7	01/23/2026	301329	DED:7303 457 PRE T	\$945.00	11	B451.13	
			7	01/23/2026	301329	DED:7304 457 PRE T	\$1,600.00	11	B451.13	
			7	01/23/2026	301329	DED:7353 457 ROTH	\$600.00	11	B451.13	

EASTERN UPPER PENINSULA ISD

Check Register - January 2026

Fund Charged	Fund Title	Vendor Name	Period	Check Date	Check Number	Transaction Description	Transaction Amount	Budget Unit	Account Code
11	GENERAL FUND	EPARS	7	01/09/2026	304312	DED:7200 403B	\$1,375.58	11	B451.13
			7	01/09/2026	304312	DED:7201 403B	\$300.00	11	B451.13
			7	01/09/2026	304312	DED:7202 403B	\$1,020.00	11	B451.13
			7	01/09/2026	304312	DED:7203 403B	\$1,205.00	11	B451.13
			7	01/09/2026	304312	DED:7204 403B	\$625.00	11	B451.13
			7	01/09/2026	304312	DED:7213 403B%	\$667.78	11	B451.13
			7	01/09/2026	304312	DED:7250 403B ROTH	\$100.00	11	B451.13
			7	01/09/2026	304312	DED:7256 403B ROTH%	\$185.69	11	B451.13
			7	01/09/2026	304312	DED:7263 403B%	\$167.90	11	B451.13
			7	01/09/2026	304312	DED:7300 457 PRE T	\$587.00	11	B451.13
			7	01/09/2026	304312	DED:7303 457 PRE T	\$905.00	11	B451.13
			7	01/09/2026	304312	DED:7304 457 PRE T	\$1,600.00	11	B451.13
			7	01/09/2026	304312	DED:7353 457 ROTH	\$600.00	11	B451.13
			EPARS - Total						
		EUP TRANSPORTATION AUTHORITY	7	01/14/2026	V907253	DI FERRY-J. BAZINAU	\$20.00	11.1221.000.1377	3210.01
EUP TRANSPORTATION AUTHORITY - Total							\$20.00		
		GANNETT MEDIA CORP	7	01/20/2026	104102	SOC DEC 2025	\$254.74	11.1259.000.1100	9999.02
GANNETT MEDIA CORP - Total							\$254.74		
		GAYLORD COMMUNITY SCHOOLS	7	01/13/2026	104086	NOV 25 BEG BUS MEALS	\$844.00	11.1283.000.2095	3220.01
GAYLORD COMMUNITY SCHOOLS - Total							\$844.00		
		GFL ENVIRONMENTAL USA INC	7	01/21/2026	V907280	CO TRASH JANUARY	\$438.43	11.1261.000.1080	3840
GFL ENVIRONMENTAL USA INC - Total							\$438.43		
		GUIDOS PREMIUM PIZZA	7	01/14/2026	V907258	COUNSELORS LUNCH	\$72.61	11.1227.000.1001	3220.01
			7	01/14/2026	V907258	ECIP LUNCH	\$205.45	11.1221.000.1052	3220.05
			7	01/14/2026	V907258	READING RECOVERY LUNC	\$64.55	11.1221.000.1380	3220.07
GUIDOS PREMIUM PIZZA - Total							\$342.61		
		HEALTH EQUITY INC	7	01/23/2026	301330	DED:2205 HSA EE ADM	\$4,135.06	11	B451.20
			7	01/23/2026	301330	DED:2206 HSA EE TCH	\$1,972.49	11	B451.20
			7	01/23/2026	301330	DED:2207 HSA EE SUP	\$400.00	11	B451.20
			7	01/09/2026	304313	DED:2205 HSA EE ADM	\$4,085.06	11	B451.20
			7	01/09/2026	304313	DED:2206 HSA EE TCH	\$1,972.49	11	B451.20

EASTERN UPPER PENINSULA ISD

Check Register - January 2026

Fund Charged	Fund Title	Vendor Name	Period	Check Date	Check Number	Transaction Description	Transaction Amount	Budget Unit	Account Code		
11	GENERAL FUND	HEALTH EQUITY INC	7	01/09/2026	304313	DED:2207 HSA EE SUP	\$400.00	11	B451.20		
			7	01/09/2026	304316	JAN UPFRONT PROF GROU	\$3,412.50	11	B451.17		
		HEALTH EQUITY INC - Total						\$16,377.60			
				HUNGERFORD NICHOLS	7	01/21/2026	V907281	2024-2025 AUDIT FINAL	\$1,000.00	11.1231.000.1040	3180
		HUNGERFORD NICHOLS - Total						\$1,000.00			
				KALAMAZOO RESA/REMC 12	7	01/14/2026	V907260	BEG BUS DRIVER MANUAL	\$482.14	11.1283.000.2095	5990.01
		KALAMAZOO RESA/REMC 12 - Total						\$482.14			
				KATRINA FREISTATTER	7	01/13/2026	104085	SUPPLIES FOR TRAILS	\$41.09	11.1216.000.2042	5110.01
		KATRINA FREISTATTER - Total						\$41.09			
				KSS ENTERPRISES	7	01/28/2026	V907296	JANITORIAL SUPPLIES	\$95.87	11.1261.000.1080	5990.01
		KSS ENTERPRISES - Total						\$95.87			
				LAKE SUPERIOR STATE UNIVERSITY	7	01/14/2026	V907263	9/23&9/24 CISLER CTR	\$1,603.70	11.1259.000.1100	9999.03
		LAKE SUPERIOR STATE UNIVERSITY - Total						\$1,603.70			
				LOCK CITY HOME CENTER	7	01/13/2026	104088	MISC. HARDWARE	\$53.28	11.1261.000.1080	5990.01
		LOCK CITY HOME CENTER - Total						\$53.28			
				MACKINAC ISLAND SCHOOL	7	01/14/2026	V907264	REIMB. INVOICE PAID2X	\$7,290.00	11.1259.000.1100	9999.04
		MACKINAC ISLAND SCHOOL - Total						\$7,290.00			
				MADISON NATIONAL LIFE	7	01/21/2026	V907282	FEB LIFE + LTD	\$4,930.90	11	B451.18
		MADISON NATIONAL LIFE - Total						\$4,930.90			
				MARQUETTE-ALGER RESA	7	01/28/2026	V907298	HGH SCHL BOWL 25-26	\$406.95	11.1296.000.1017	7920.01
		MARQUETTE-ALGER RESA - Total						\$406.95			
				MESSA	7	01/12/2026	304317	OPTIONS JAN 2026	\$812.42	11	B451.07
					7	01/12/2026	304317	STAFF JAN 2026	\$125,929.80	11	B451.06
					7	01/12/2026	304317	SUPPORT JAN 2026	\$27,856.82	11	B451.05
		MESSA - Total						\$154,599.04			
				MICHIGAN ASSOC PUPIL TRANSP	7	01/14/2026	V907265	BASIC FLEET MANAGEMNT	\$1,250.00	11.1283.000.2095	3220.01
		MICHIGAN ASSOC PUPIL TRANSP - Total						\$1,250.00			
				MICHIGAN PUBLIC SCHOOL	7	01/23/2026	301331	DED:0101 BASIC 0% H	\$2,467.03	11	B451.04
					7	01/23/2026	301331	DED:0104 MIP FIX H	\$1,564.87	11	B451.04
					7	01/23/2026	301331	DED:0105 MIP GRAD H	\$29,322.70	11	B451.04
					7	01/23/2026	301331	DED:0106 MIP PLUS H	\$4,414.50	11	B451.04
					7	01/23/2026	301331	DED:0107 MIP 7% H	\$17,871.82	11	B451.04
					7	01/23/2026	301331	DED:0109 PEN PLUS H	\$1,193.30	11	B451.04

EASTERN UPPER PENINSULA ISD

Check Register - January 2026

Fund Charged	Fund Title	Vendor Name	Period	Check Date	Check Number	Transaction Description	Transaction Amount	Budget Unit	Account Code		
11	GENERAL FUND	MICHIGAN PUBLIC SCHOOL	7	01/23/2026	301331	DED:0207 MIP 7% P	\$1,566.14	11	B451.04		
			7	01/23/2026	301331	DED:0209 PEN PLUS P	\$6,110.55	11	B451.04		
			7	01/23/2026	301331	DED:0210 DC PHF	\$14,735.33	11	B451.04		
			7	01/23/2026	301331	DED:0211 P PLUS 2	\$26,984.60	11	B451.04		
			7	01/23/2026	301331	DED:0999 TDP	\$150.30	11	B451.04		
			7	01/23/2026	301331	DED:1003 MIP ADJ DB	(\$368.60)	11	B451.04		
			7	01/23/2026	301331	DED:1004 MIP ADJ ER	(\$380.90)	11	B451.04		
			7	01/09/2026	304314	DED:0101 BASIC 0% H	\$2,582.84	11	B451.04		
			7	01/09/2026	304314	DED:0104 MIP FIX H	\$1,533.71	11	B451.04		
			7	01/09/2026	304314	DED:0105 MIP GRAD H	\$29,363.20	11	B451.04		
			7	01/09/2026	304314	DED:0106 MIP PLUS H	\$4,458.48	11	B451.04		
			7	01/09/2026	304314	DED:0107 MIP 7% H	\$18,079.82	11	B451.04		
			7	01/09/2026	304314	DED:0109 PEN PLUS H	\$1,193.30	11	B451.04		
			7	01/09/2026	304314	DED:0207 MIP 7% P	\$1,566.14	11	B451.04		
			7	01/09/2026	304314	DED:0209 PEN PLUS P	\$6,110.55	11	B451.04		
			7	01/09/2026	304314	DED:0210 DC PHF	\$14,469.25	11	B451.04		
			7	01/09/2026	304314	DED:0211 P PLUS 2	\$28,013.65	11	B451.04		
			7	01/09/2026	304314	DED:0999 TDP	\$150.30	11	B451.04		
			7	01/28/2026	304334	JANUARY UAAL	\$133,842.76	11	B451.16		
			MICHIGAN PUBLIC SCHOOL - Total							\$346,995.64	
				MICHIGAN PUBLIC SCHOOL - DC	7	01/23/2026	301332	DED:0299 MPSERS PHF	\$8,979.00	11	B451.04
					7	01/23/2026	301332	DED:0302 DEF CONT	\$149.92	11	B451.04
					7	01/23/2026	301332	DED:0303 PP DEF CON	\$3,801.17	11	B451.04
					7	01/23/2026	301332	DED:0306 P PLUS2 DC	\$5,351.64	11	B451.04
					7	01/23/2026	301332	DED:0310 DC 4% ER	\$3,904.31	11	B451.04
					7	01/23/2026	301332	DED:0380 DC ROTH PT	\$312.95	11	B451.04
					7	01/23/2026	301332	DED:0381 PHF ROTH	\$83.37	11	B451.04
		7	01/23/2026		301332	DED:0382 DC ER ROTH	\$37.10	11	B451.04		
		7	01/23/2026		301332	DED:0383 DC ER PHF	\$83.37	11	B451.04		
		7	01/23/2026		301332	DED:0399 DC EE CONT	\$7,887.25	11	B451.04		
		7	01/23/2026		301332	DED:1005 MIP ADJ DC	\$61.43	11	B451.04		

EASTERN UPPER PENINSULA ISD

Check Register - January 2026

Fund Charged	Fund Title	Vendor Name	Period	Check Date	Check Number	Transaction Description	Transaction Amount	Budget Unit	Account Code
11	GENERAL FUND	MICHIGAN PUBLIC SCHOOL - DC	7	01/23/2026	301332	DED:1006 MIP ADJ DC	\$368.61	11	B451.04
			7	01/09/2026	304315	DED:0299 MPSERS PHF	\$9,044.06	11	B451.04
			7	01/09/2026	304315	DED:0302 DEF CONT	\$91.64	11	B451.04
			7	01/09/2026	304315	DED:0303 PP DEF CON	\$3,912.15	11	B451.04
			7	01/09/2026	304315	DED:0306 P PLUS2 DC	\$5,249.52	11	B451.04
			7	01/09/2026	304315	DED:0310 DC 4% ER	\$3,834.29	11	B451.04
			7	01/09/2026	304315	DED:0380 DC ROTH PT	\$316.75	11	B451.04
			7	01/09/2026	304315	DED:0381 PHF ROTH	\$116.15	11	B451.04
			7	01/09/2026	304315	DED:0382 DC ER ROTH	\$37.10	11	B451.04
			7	01/09/2026	304315	DED:0383 DC ER PHF	\$50.59	11	B451.04
			7	01/09/2026	304315	DED:0399 DC EE CONT	\$7,916.68	11	B451.04
MICHIGAN PUBLIC SCHOOL - DC - Total							\$61,589.05		
11	GENERAL FUND	NATIONAL OFFICE PRODUCTS	7	01/14/2026	V907267	BUS OFF COPIER OVERAG	\$137.34	11.1261.000.1080	4120.01
			7	01/14/2026	V907267	DOWNSTAIRS COP OVERAG	\$5.89	11.1261.000.1080	4120.01
			7	01/14/2026	V907267	EC LSSU - COPIER OVER	\$265.15	11.1261.000.1080	4120.01
			7	01/14/2026	V907267	LC BUSINESS OFFICE	\$32.35	11.1261.000.1060	4120.01
			7	01/14/2026	V907267	PAPER	\$339.00	11.1284.000.1070	5910.01
			7	01/14/2026	V907267	UPSTAIRS COPIER OVERG	\$252.76	11.1261.000.1080	4120.01
			7	01/21/2026	V907284	PROMISE ZONE BROCHURE	\$410.00	11.1259.000.1100	9999.02
NATIONAL OFFICE PRODUCTS - Total							\$1,442.49		
11	GENERAL FUND	NATIONAL VISION ADMINISTRATORS, LLC	7	01/08/2026	304308	NVA ADMIN FEES - DEC	\$308.10	11	B451.09
			7	01/08/2026	304309	NVA CLAIMS DEC 16-31	\$778.00	11	B451.09
			7	01/22/2026	304325	NVA CLAIMS JAN 1 - 15	\$378.49	11	B451.09
NATIONAL VISION ADMINISTRATORS, LLC - Total							\$1,464.59		
11	GENERAL FUND	NEWBERRY NEWS INC.	7	01/20/2026	104105	SOC DEC 2025	\$243.00	11.1259.000.1100	9999.02
NEWBERRY NEWS INC. - Total							\$243.00		
11	GENERAL FUND	PARKERS HARDWARE	7	01/13/2026	104090	ANTI SKIP TAPE	\$32.97	11.1261.000.1080	5990.01
			7	01/13/2026	104090	MISC. SUPPLIES	\$42.48	11.1261.000.1080	5990.01
			7	01/13/2026	104090	TIE DOWN STRAP	\$39.99	11.1261.000.1080	5990.01
PARKERS HARDWARE - Total							\$115.44		

EASTERN UPPER PENINSULA ISD

Check Register - January 2026

Fund Charged	Fund Title	Vendor Name	Period	Check Date	Check Number	Transaction Description	Transaction Amount	Budget Unit	Account Code
11	GENERAL FUND	PAT'S LOCK & KEY INC.	7	01/13/2026	104091	NEW LOCK- CO STORAGE	\$125.00	11.1261.000.1080	5990.01
PAT'S LOCK & KEY INC. - Total							\$125.00		
		PENNYS KITCHEN	7	01/14/2026	V907268	GEN ED LUNCH	\$162.00	11.1221.000.1370	3220.01
			7	01/14/2026	V907268	SOCIAL STUDIES LUNCH	\$184.80	11.1227.000.1001	3220.01
			7	01/21/2026	V907287	DATA MANAGMENT LUNCH	\$132.90	11.1227.000.1001	3220.01
			7	01/21/2026	V907287	EUP COUNSELORS LUNCH	\$122.70	11.1232.000.1050	3220.02
PENNYS KITCHEN - Total							\$602.40		
		PITNEY BOWES	7	01/20/2026	104106	LEASING CHARGES	\$166.95	11.1261.000.1080	3430
			7	01/19/2026	304321	2026 ANNUAL FEE	\$25.00	11.1261.000.1080	3430
			7	01/28/2026	304337	CO METER REFILL	\$360.00	11.1261.000.1080	3430
PITNEY BOWES - Total							\$551.95		
		QUILL CORPORATION	7	01/21/2026	V907288	BATTERIES COMMAND STR	\$110.45	11.1261.000.1080	5910.01
			7	01/21/2026	V907288	PAPER	\$43.99	11.1261.000.1080	5910.01
			7	01/21/2026	V907288	TAPE PAPER	\$164.26	11.1261.000.1080	5910.01
			7	01/21/2026	V907288	TISSUE	\$106.34	11.1261.000.1080	5910.01
QUILL CORPORATION - Total							\$425.04		
		SEG WORKERS COMPENSATION FUND	7	01/13/2026	104094	Q3 WC - GEN FUND	\$1,276.00	11.1259.000.1090	2840
SEG WORKERS COMPENSATION FUND - Total							\$1,276.00		
		SET INSURANCE	7	01/12/2026	304318	JANUARY 2026	\$2,780.10	11	B451.09
SET INSURANCE - Total							\$2,780.10		
		STATE OF MICHIGAN TREASURY	7	01/23/2026	301333	DED:*SMI STATE	\$27,664.71	11	B451.03
STATE OF MICHIGAN TREASURY - Total							\$27,664.71		
		SUMMIT FIRE PROTECTION CO.	7	01/13/2026	104095	ANNUAL ALARM INSPECT	\$237.00	11.1261.000.1080	3190.01
SUMMIT FIRE PROTECTION CO. - Total							\$237.00		
		THE ST IGNACE NEWS	7	01/20/2026	104108	SOC DEC 2025	\$250.00	11.1259.000.1100	9999.02
THE ST IGNACE NEWS - Total							\$250.00		
		UNITED WAY OF NORTHWEST MICHIGAN	7	01/14/2026	V907276	ID 1534 EE	\$321.11	11	B451.26
			7	01/14/2026	V907276	ID 1534 ER	\$321.11	11	B451.26
			7	01/14/2026	V907276	ID 1786 EE	\$746.67	11	B451.26
			7	01/14/2026	V907276	ID 1786 ER	\$746.67	11	B451.26
			7	01/14/2026	V907276	ID 1850 EE	\$336.11	11	B451.26
			7	01/14/2026	V907276	ID 1850 ER	\$336.11	11	B451.26
UNITED WAY OF NORTHWEST MICHIGAN - Total							\$2,807.78		
		UNITED WAY OF THE EASTERN UPPER PEN	7	01/27/2026	104113	DED:8000 UNITED WAY	\$166.00	11	B451.15
UNITED WAY OF THE EASTERN UPPER PEN - Total							\$166.00		

EASTERN UPPER PENINSULA ISD

Check Register - January 2026

Fund Charged	Fund Title	Vendor Name	Period	Check Date	Check Number	Transaction Description	Transaction Amount	Budget Unit	Account Code		
11 - Total							\$867,194.27				
21	EARLY CHILDHOOD FUND	BMO FINANCIAL GROUP	7	01/28/2026	600637	PCARD-DENIS R	\$98.80	21.1351.000.1653	3220.01		
			7	01/28/2026	600637	PCARD-KJOLHEDE J	\$92.07	21.1221.950.2270	3220.01		
			7	01/28/2026	600637	PCARD-KJOLHEDE J	\$352.35	21.1118.950.2270	5110.01		
			7	01/28/2026	600637	PCARD-LAFAVER C	\$106.13	21.1351.000.1654	5990.01		
			7	01/28/2026	600637	PCARD-SAVOIE J	\$13.56	21.1351.000.1650	3450.01		
			7	01/28/2026	600637	PCARD-SAVOIE J	\$13.56	21.1351.000.1652	3450.01		
			7	01/28/2026	600637	PCARD-SAVOIE J	\$13.56	21.1351.000.1653	3450.01		
			7	01/28/2026	600637	PCARD-SAVOIE J	\$13.56	21.1351.000.1654	3450.01		
		BMO FINANCIAL GROUP - Total							\$703.59		
				CLM COMMUNITY ACTION	7	01/14/2026	V907249	STRONG BEG. - SOO TWP	\$43,138.25	21.1445.000.2140	8510.05
					7	01/28/2026	V907291	JAN 26 SLOTS	\$55,797.36	21.1445.000.2270	8510.05
		CLM COMMUNITY ACTION - Total							\$98,935.61		
				CONSOLIDATED COMMUNITY SCHOOL SERVI	7	01/28/2026	V907292	JAN 26 SLOTS	\$41,475.27	21.1411.000.2270	8510.06
		CONSOLIDATED COMMUNITY SCHOOL SERVI - Total							\$41,475.27		
				DOLLYWOOD FOUNDATION	7	01/14/2026	V907252	DPIL	\$1,268.12	21.1331.000.1632	3190.01
		DOLLYWOOD FOUNDATION - Total							\$1,268.12		
				EDUSTAFF	7	01/08/2026	304307	R.F. JANUARY MEDICAL	\$643.19	21.1351.000.1653	3190.04
					7	01/19/2026	304319	PPE 12/7-12/20/2025	\$444.52	21.1351.000.1655	3190.27
					7	01/19/2026	304319	PPE 12/7-12/20/2025	\$2,572.19	21.1351.000.1650	3190.04
					7	01/19/2026	304319	PPE 12/7-12/20/2025	\$5,048.14	21.1351.000.1653	3190.04
					7	01/19/2026	304319	PPE 12/7-12/20/2025	\$6,064.74	21.1118.950.2270	3190.04
					7	01/19/2026	304319	PPE 12/7-12/20/2025	\$6,164.94	21.1351.000.1654	3190.04
					7	01/19/2026	304319	PPE 12/7-12/20/2025	\$6,945.83	21.1351.000.1652	3190.04
					7	01/19/2026	304320	PPE 12/21/25-01/03/26	\$636.26	21.1351.000.1653	3190.04
					7	01/19/2026	304320	PPE 12/21/25-01/03/26	\$788.89	21.1351.000.1654	3190.04
					7	01/19/2026	304320	PPE 12/21/25-01/03/26	\$839.76	21.1118.950.2270	3190.04
					7	01/19/2026	304320	PPE 12/21/25-01/03/26	\$839.76	21.1351.000.1650	3190.04
		7	01/19/2026		304320	PPE 12/21/25-01/03/26	\$1,043.26	21.1351.000.1652	3190.04		
EDUSTAFF - Total							\$32,031.48				
		KSS ENTERPRISES	7	01/14/2026	V907262	PAPER TOWEL	\$124.18	21.1351.000.1653	5990.01		
KSS ENTERPRISES - Total							\$124.18				

EASTERN UPPER PENINSULA ISD

Check Register - January 2026

Fund Charged	Fund Title	Vendor Name	Period	Check Date	Check Number	Transaction Description	Transaction Amount	Budget Unit	Account Code			
21	EARLY CHILDHOOD FUND	LAKE SUPERIOR STATE UNIVERSITY	7	01/14/2026	V907263	10.26-11.22.25 A LIPE	\$46.28	21.1351.000.1652	3190.01			
			7	01/14/2026	V907263	10.26-11.22.25 A LIPE	\$487.43	21.1351.000.1654	3190.01			
			7	01/14/2026	V907263	10.26-11.22.25 B PETE	\$444.24	21.1118.950.2270	3190.04			
			7	01/14/2026	V907263	10.26-11.22.25 H BELO	\$1,207.79	21.1351.000.1654	3190.01			
			7	01/14/2026	V907263	10.26-11.22.25 K JACO	\$374.83	21.1351.000.1652	3190.01			
			7	01/14/2026	V907263	10.26-11.22.25 K JACO	\$516.74	21.1351.000.1650	3190.01			
			7	01/14/2026	V907263	10.26-11.22.25 K JACO	\$734.24	21.1118.950.2270	3190.04			
			7	01/14/2026	V907263	NOV 25 COPIES	\$53.56	21.1351.000.1650	5990.01			
			7	01/28/2026	V907297	11.23-12.20.25 A LIPE	\$50.90	21.1351.000.1652	3190.01			
			7	01/28/2026	V907297	11.23-12.20.25 A LIPE	\$259.15	21.1351.000.1654	3190.01			
			7	01/28/2026	V907297	11.23-12.20.25 B PETE	\$104.12	21.1351.000.1650	3190.01			
			7	01/28/2026	V907297	11.23-12.20.25 B PETE	\$864.58	21.1118.950.2270	3190.04			
			7	01/28/2026	V907297	11.23-12.20.25 H BELO	\$81.75	21.1351.000.1654	3190.01			
			7	01/28/2026	V907297	11.23-12.20.25 H BELO	\$475.10	21.1351.000.1652	3190.01			
			7	01/28/2026	V907297	11.23-12.20.25 K JACO	\$123.40	21.1351.000.1654	3190.01			
			7	01/28/2026	V907297	11.23-12.20.25 K JACO	\$235.23	21.1118.950.2270	3190.04			
			7	01/28/2026	V907297	11.23-12.20.25 K JACO	\$293.85	21.1351.000.1650	3190.01			
			7	01/28/2026	V907297	11.23-12.20.25 K JACO	\$714.18	21.1351.000.1652	3190.01			
			LAKE SUPERIOR STATE UNIVERSITY - Total							\$7,067.37		
					LMS DISTRICT HEALTH DEPT	7	01/13/2026	104087	2026 INSPECTION	\$255.00	21.1351.000.1653	7410.01
LMS DISTRICT HEALTH DEPT - Total							\$255.00					
		RUDYARD AREA SCHOOL	7	01/14/2026	V907271	STRONG BEGINNINGS	\$41,106.99	21.1411.000.2140	8510.15			
RUDYARD AREA SCHOOL - Total							\$41,106.99					
		ST MARYS CATHOLIC SCHOOL	7	01/28/2026	V907301	JAN 26 SLOTS	\$4,938.18	21.1445.000.2270	8510.18			
ST MARYS CATHOLIC SCHOOL - Total							\$4,938.18					
21 - Total							\$227,905.79					
22	SPECIAL EDUCATION FUND	AT&T LONG DISTANCE	7	01/13/2026	104075	DEC'25 LC FAX	\$67.73	22.1261.000.1083	3410.01			
		AT&T LONG DISTANCE - Total							\$67.73			
		BMO FINANCIAL GROUP	7	01/28/2026	600637	PCARD-ANDERSON A	\$115.79	22.1216.041.1770	5110.01			

EASTERN UPPER PENINSULA ISD

Check Register - January 2026

Fund Charged	Fund Title	Vendor Name	Period	Check Date	Check Number	Transaction Description	Transaction Amount	Budget Unit	Account Code
22	SPECIAL EDUCATION FUND	BMO FINANCIAL GROUP	7	01/28/2026	600637	PCARD-ARBIC M	\$211.12	22.1283.081.1790	5990.01
			7	01/28/2026	600637	PCARD-ARBIC M	\$1,647.54	22.1283.081.1790	3220.01
			7	01/28/2026	600637	PCARD-ARMSTRONG T	\$46.14	22.1218.065.1773	3410.02
			7	01/28/2026	600637	PCARD-ARMSTRONG T	\$46.14	22.1241.000.1742	3410.02
			7	01/28/2026	600637	PCARD-ARMSTRONG T	\$51.22	22.1226.000.1055	3410.02
			7	01/28/2026	600637	PCARD-ARMSTRONG T	\$51.22	22.1226.081.1790	3410.02
			7	01/28/2026	600637	PCARD-ARMSTRONG T	\$92.27	22.1219.000.1770	3410.02
			7	01/28/2026	600637	PCARD-ARMSTRONG T	\$92.28	22.1219.000.1795	3410.02
			7	01/28/2026	600637	PCARD-ARMSTRONG T	\$103.11	22.1213.013.1750	3410.02
			7	01/28/2026	600637	PCARD-ARMSTRONG T	\$173.52	22.1226.000.1055	5910.01
			7	01/28/2026	600637	PCARD-ARMSTRONG T	\$232.04	22.1216.041.1770	3410.02
			7	01/28/2026	600637	PCARD-ARMSTRONG T	\$427.29	22.1215.031.1760	5110.01
			7	01/28/2026	600637	PCARD-BEARDSLEY G	\$92.00	22.1216.041.1770	3210.01
			7	01/28/2026	600637	PCARD-BENNET C	\$11.65	22.1391.000.1822	3220.30
			7	01/28/2026	600637	PCARD-BENNET C	\$12.98	22.1391.000.1822	5990.01
			7	01/28/2026	600637	PCARD-BYMA R	\$25.00	22.1283.081.1790	3220.01
			7	01/28/2026	600637	PCARD-BYMA R	\$151.92	22.1122.120.1700	5110.01
			7	01/28/2026	600637	PCARD-BYMA R	\$446.68	22.1122.140.1715	5110.01
			7	01/28/2026	600637	PCARD-CALLAGHAN M	\$231.11	22.1218.064.3600	5990.01
			7	01/28/2026	600637	PCARD-CAMPBELL S	\$38.21	22.1214.021.3600	5110.18
			7	01/28/2026	600637	PCARD-CARR C	\$14.99	22.1218.067.3600	5110.16
			7	01/28/2026	600637	PCARD-CARR C	\$35.10	22.1221.000.1835	5110.01
			7	01/28/2026	600637	PCARD-CARR C	\$46.32	22.1259.000.1100	9999.05
			7	01/28/2026	600637	PCARD-CARR C	\$140.00	22.1291.000.1815	7910.01
			7	01/28/2026	600637	PCARD-CARR C	\$185.68	22.1218.000.1830	3220.01
			7	01/28/2026	600637	PCARD-CHROMY R	\$22.99	22.1122.140.1715	5110.01
			7	01/28/2026	600637	PCARD-CHROMY R	\$456.64	22.1241.000.1742	5990.01
			7	01/28/2026	600637	PCARD-CLARK J	\$111.83	22.1218.067.1808	5110.01
			7	01/28/2026	600637	PCARD-CLARK J	\$342.75	22.1283.067.1808	3220.01
			7	01/28/2026	600637	PCARD-CONLEY K	\$170.00	22.1283.081.1790	3220.01
			7	01/28/2026	600637	PCARD-DANKERT J	\$180.84	22.1122.120.1700	5110.01
			7	01/28/2026	600637	PCARD-DAVIS J	\$128.99	22.1261.000.1083	5990.01
			7	01/28/2026	600637	PCARD-DENIS R	\$73.42	22.1122.271.1745	5110.01
7	01/28/2026	600637	PCARD-DENIS R	\$192.00	22.1122.271.1745	7410.01			
7	01/28/2026	600637	PCARD-DUNCAN A	\$63.58	22.1122.194.1787	5110.01			

EASTERN UPPER PENINSULA ISD

Check Register - January 2026

Fund Charged	Fund Title	Vendor Name	Period	Check Date	Check Number	Transaction Description	Transaction Amount	Budget Unit	Account Code
22	SPECIAL EDUCATION FUND	BMO FINANCIAL GROUP	7	01/28/2026	600637	PCARD-FOUNTAIN M	\$47.12	22.1122.140.1710	3220.21
			7	01/28/2026	600637	PCARD-FOUNTAIN M	\$159.68	22.1122.140.1710	5110.01
			7	01/28/2026	600637	PCARD-FUERER R	\$38.88	22.1226.000.1055	5910.01
			7	01/28/2026	600637	PCARD-FUSCO G	\$240.00	22.1216.041.1770	5110.01
			7	01/28/2026	600637	PCARD-GARBULINSKI K	\$123.69	22.1213.011.1755	5110.01
			7	01/28/2026	600637	PCARD-HALL T	\$20.00	22.1283.081.1790	3210.01
			7	01/28/2026	600637	PCARD-HAZLEY T	\$31.98	22.1221.000.1052	3220.01
			7	01/28/2026	600637	PCARD-HAZLEY T	\$50.86	22.1226.081.1790	5110.01
			7	01/28/2026	600637	PCARD-HAZLEY T	\$149.15	22.1283.081.1790	3220.01
			7	01/28/2026	600637	PCARD-HUGHES K	\$11.50	22.1213.011.1755	5110.01
			7	01/28/2026	600637	PCARD-KOSIEWICZ K	\$11.99	22.1216.041.1770	5110.01
			7	01/28/2026	600637	PCARD-LAJOIE A	\$665.92	22.1391.000.1822	5990.01
			7	01/28/2026	600637	PCARD-LIPPLE C	\$122.39	22.1122.120.1700	5110.01
			7	01/28/2026	600637	PCARD-MAYER E	\$18.00	22.1122.271.1745	7910.01
			7	01/28/2026	600637	PCARD-MAYER E	\$253.08	22.1226.000.1055	3410.02
			7	01/28/2026	600637	PCARD-MAYER E	\$1,334.25	22.1122.271.1745	3220.01
			7	01/28/2026	600637	PCARD-MCDOWELL S	\$19.26	22.1259.000.1100	9999.05
			7	01/28/2026	600637	PCARD-MCDOWELL S	\$758.91	22.1283.081.1790	3220.01
			7	01/28/2026	600637	PCARD-MCKINNEY D	\$49.53	22.1261.000.1083	3410.02
			7	01/28/2026	600637	PCARD-MCKINNEY D	\$168.99	22.1261.000.1083	5990.01
			7	01/28/2026	600637	PCARD-MEINTS K	\$8.00	22.1122.140.1715	5110.01
			7	01/28/2026	600637	PCARD-MEINTS K	\$19.45	22.1122.140.1715	3220.21
			7	01/28/2026	600637	PCARD-MILLER S	(\$17.69)	22.1259.000.1100	9999.05
			7	01/28/2026	600637	PCARD-NEMECEK M	\$48.25	22.1296.000.1024	7920.01
			7	01/28/2026	600637	PCARD-NOSTRANT W	\$13.27	22.1218.000.1760	5110.01
			7	01/28/2026	600637	PCARD-NOSTRANT W	\$13.27	22.1221.000.1822	5110.01
			7	01/28/2026	600637	PCARD-NOSTRANT W	\$26.55	22.1221.000.1786	5110.01
			7	01/28/2026	600637	PCARD-PARISH M	\$32.75	22.1122.271.1745	5110.01
			7	01/28/2026	600637	PCARD-PARISH M	\$327.23	22.1221.000.1052	3220.01
			7	01/28/2026	600637	PCARD-PARRISH H	\$498.94	22.1215.031.1760	5110.01
			7	01/28/2026	600637	PCARD-PERRON A	\$98.97	22.1216.041.1770	5110.01
			7	01/28/2026	600637	PCARD-PIIPPO J	\$16.99	22.1122.120.1822	5990.01
			7	01/28/2026	600637	PCARD-PIIPPO J	\$156.64	22.1296.000.1025	7920.01
7	01/28/2026	600637	PCARD-ROMATZ A	\$497.78	22.1122.120.1700	5110.01			
7	01/28/2026	600637	PCARD-SANDVIK L	\$1,419.03	22.1261.000.1083	5520			
7	01/28/2026	600637	PCARD-SHORT H	\$30.35	22.1213.011.1755	5110.01			

EASTERN UPPER PENINSULA ISD

Check Register - January 2026

Fund Charged	Fund Title	Vendor Name	Period	Check Date	Check Number	Transaction Description	Transaction Amount	Budget Unit	Account Code
22	SPECIAL EDUCATION FUND	BMO FINANCIAL GROUP	7	01/28/2026	600637	PCARD-SHORT H	\$175.56	22.1283.081.1790	3220.01
			7	01/28/2026	600637	PCARD-SHORT H	\$232.08	22.1226.000.1055	5910.01
			7	01/28/2026	600637	PCARD-STEVENS T	\$75.42	22.1216.041.1770	5110.01
			7	01/28/2026	600637	PCARD-VANSLOTEN A	\$15.00	22.1226.000.1056	5910
			7	01/28/2026	600637	PCARD-VISSER N	\$6.99	22.1214.021.3600	5110.18
			7	01/28/2026	600637	PCARD-VISSER N	\$170.00	22.1283.021.3600	3220.01
			7	01/28/2026	600637	PCARD-WEKENMAN C	\$121.79	22.1216.041.1770	5110.01
			7	01/28/2026	600637	PCARD-WELKER K	\$250.00	22.1226.081.1790	7410.01
			7	01/28/2026	600637	PCARD-WELKER K	\$295.74	22.1283.081.1790	5990.01
			7	01/28/2026	600637	PCARD-WOLLAN T	\$439.55	22.1221.000.1052	3220.01
BMO FINANCIAL GROUP - Total							\$15,711.45		
	BRIGHTSPEED	7	01/14/2026	V907247	LANDLINES NOV 25	\$414.72	22.1241.000.1742	3410.01	
BRIGHTSPEED - Total							\$414.72		
	CHG MEDICAL STAFFING INC.	7	01/13/2026	104078	BILOSZ, L SLP	\$7,840.00	22.1215.031.1760	3130.01	
		7	01/13/2026	104078	CATO, E SLP	\$9,522.00	22.1215.031.1760	3130.01	
		7	01/13/2026	104078	DZIEDZIC, P COTA	\$2,310.00	22.1213.011.1755	3130.01	
		7	01/13/2026	104078	HOOEY, R SLP	\$7,350.00	22.1215.031.1760	3130.01	
		7	01/13/2026	104078	JOHNSON, C SLP	\$10,005.00	22.1215.031.1760	3130.01	
		7	01/13/2026	104078	TOLIVER, K OT	\$7,087.50	22.1213.011.1755	3130.01	
		7	01/13/2026	104078	WIKUM, S SLP	\$7,600.00	22.1215.031.1760	3130.01	
		7	01/13/2026	104078	YORK, K SLP	\$7,125.00	22.1215.031.1760	3130.01	
CHG MEDICAL STAFFING INC. - Total							\$58,839.50		
	CLARK HILL PLC ATTORNEYS AT LAW	7	01/14/2026	V907248	SE RETAINER	\$2,734.67	22.1231.000.1040	3170.01	
CLARK HILL PLC ATTORNEYS AT LAW - Total							\$2,734.67		
	CONTROL SOLUTIONS, INC	7	01/13/2026	104081	FURNACE MAINTENANCE	\$906.25	22.1261.000.1083	3190.01	
CONTROL SOLUTIONS, INC - Total							\$906.25		
	COUNTY OF CHIPPEWA	7	01/14/2026	V907251	TAX CHARGEBACKS 2023	\$12.92	22.1259.000.1090	7910.04	
		7	01/14/2026	V907251	TAX CHARGEBACKS 2024	\$872.75	22.1259.000.1090	7910.04	
		7	01/21/2026	V907278	TAX CHARGEBACKS 2024	\$491.13	22.1259.000.1090	7910.04	
COUNTY OF CHIPPEWA - Total							\$1,376.80		
	DTE ENERGY CO.	7	01/13/2026	104084	HEAT 12/3-1/2/26	\$3,090.04	22.1261.000.1083	5510	
DTE ENERGY CO. - Total							\$3,090.04		
	EDUSTAFF	7	01/19/2026	304319	PPE 12/7-12/20/2025	\$118.60	22.1122.120.1700	3110.05	
		7	01/19/2026	304319	PPE 12/7-12/20/2025	\$166.04	22.1122.120.1822	3190.04	
		7	01/19/2026	304319	PPE 12/7-12/20/2025	\$341.56	22.1122.140.1715	3110.05	

EASTERN UPPER PENINSULA ISD

Check Register - January 2026

Fund Charged	Fund Title	Vendor Name	Period	Check Date	Check Number	Transaction Description	Transaction Amount	Budget Unit	Account Code	
22	SPECIAL EDUCATION FUND	EDUSTAFF	7	01/19/2026	304319	PPE 12/7-12/20/2025	\$498.12	22.1122.191.1720	3110.05	
			7	01/19/2026	304319	PPE 12/7-12/20/2025	\$619.10	22.1391.000.1822	3190.04	
		EDUSTAFF - Total						\$1,743.42		
		ELIZABETH PERRON	7	01/14/2026	V907270	MUSIC THERAPY	\$852.50	22.1241.000.1742	3190.01	
		ELIZABETH PERRON - Total						\$852.50		
		EUP TRANSPORTATION AUTHORITY	7	01/14/2026	V907253	DI FERRY-Z. REISENER	\$40.00	22.1215.031.1760	3210.01	
			7	01/28/2026	V907293	DI FERRY - Z REISENER	\$40.00	22.1215.031.1760	3210.01	
		EUP TRANSPORTATION AUTHORITY - Total						\$80.00		
		FRESH AIR AVIATION	7	01/28/2026	V907295	TONKERY, K SAFETY	\$118.00	22.1221.000.1052	3220.01	
		FRESH AIR AVIATION - Total						\$118.00		
		FRONTIER CONTRACTING LLC	7	01/14/2026	V907255	NOV-DEC 25 SNOW REMOV	\$8,510.00	22.1261.000.1083	3190.01	
		FRONTIER CONTRACTING LLC - Total						\$8,510.00		
		GFL ENVIRONMENTAL USA INC	7	01/21/2026	V907280	EC SHREDDING JANUARY	\$50.30	22.1122.271.1745	7910.01	
			7	01/21/2026	V907280	LC TRASH JANUARY	\$494.15	22.1261.000.1083	3840	
		GFL ENVIRONMENTAL USA INC - Total						\$544.45		
		GUIDOS PREMIUM PIZZA	7	01/14/2026	V907258	SPEC ED MAST TEACH LU	\$40.34	22.1221.000.1052	3220.01	
		GUIDOS PREMIUM PIZZA - Total						\$40.34		
		HEARTFUL SOLUTIONS LLC	7	01/14/2026	V907259	HENDERSHOT, T SLP	\$13,625.00	22.1215.031.1760	3130.01	
			7	01/14/2026	V907259	WINBERG, SLP SUPERV	\$250.00	22.1215.031.1760	3130.01	
		HEARTFUL SOLUTIONS LLC - Total						\$13,875.00		
		KINROSS CHARTER TOWNSHIP	7	01/20/2026	104104	WATER 11/26/25-1/1/26	\$637.54	22.1261.000.1083	3830	
		KINROSS CHARTER TOWNSHIP - Total						\$637.54		
		KSHEP CREATIVE LLC	7	01/14/2026	V907261	DESIGN SERVICES	\$1,350.00	22.1221.000.1052	3220.01	
		KSHEP CREATIVE LLC - Total						\$1,350.00		
		KSS ENTERPRISES	7	01/14/2026	V907262	JANITORIAL SUPPLIES	\$230.97	22.1261.000.1083	5990.01	
			7	01/28/2026	V907296	JANITORIAL SUPPLIES	\$1,778.86	22.1261.000.1083	5990.01	
		KSS ENTERPRISES - Total						\$2,009.83		
		LOCK CITY HOME CENTER	7	01/13/2026	104088	MISC. HARDWARE	\$4.69	22.1261.000.1083	5990.01	
		LOCK CITY HOME CENTER - Total						\$4.69		
		MYMICHIGAN MEDICAL CENTER SAULT	7	01/28/2026	V907299	OT MMH NOV 25	\$52,643.90	22.1213.011.1755	3130.01	
			7	01/28/2026	V907299	PS CAFE DEC 25	\$304.89	22.1391.000.1822	5990.01	
			7	01/28/2026	V907299	PT MMH NOV 25	\$26,070.87	22.1213.013.1750	3130.01	

EASTERN UPPER PENINSULA ISD

Check Register - January 2026

Fund Charged	Fund Title	Vendor Name	Period	Check Date	Check Number	Transaction Description	Transaction Amount	Budget Unit	Account Code	
22	SPECIAL EDUCATION FUND	MYMICHIGAN MEDICAL CENTER SAULT	7	01/28/2026	V907299	SLP MMH NOV 25	\$53,671.01	22.1215.031.1760	3130.01	
		MYMICHIGAN MEDICAL CENTER SAULT - Total						\$132,690.67		
		NATIONAL OFFICE PRODUCTS	7	01/14/2026	V907267	LC PRINCIPAL OFFICE	\$117.35	22.1261.000.1742	4120.01	
			7	01/14/2026	V907267	LC SE OFFICE	\$136.38	22.1261.000.1055	4120.01	
			7	01/14/2026	V907267	LC WORKROOM	\$258.52	22.1261.000.1083	4120.01	
		NATIONAL OFFICE PRODUCTS - Total						\$512.25		
		PARKERS HARDWARE	7	01/13/2026	104090	CARPET CLEANER RENTAL	\$280.00	22.1261.000.1083	4220.01	
			7	01/13/2026	104090	E POXY	\$8.99	22.1261.000.1083	5990.01	
		PARKERS HARDWARE - Total						\$288.99		
		PEOPLE DRIVEN TECHNOLOGY, INC.	7	01/14/2026	V907269	DELL PRO 14	\$820.78	22.1122.194.1787	6420.01	
		PEOPLE DRIVEN TECHNOLOGY, INC. - Total						\$820.78		
		PITNEY BOWES	7	01/19/2026	304321	2026 ANNUAL FEE	\$25.00	22.1261.000.1083	3430	
		PITNEY BOWES - Total						\$25.00		
		PROCARE THERAPY	7	01/28/2026	V907300	BECKER, B SLP	\$25,527.48	22.1215.031.1760	3130.01	
		PROCARE THERAPY - Total						\$25,527.48		
		ROBERT GORDON	7	01/14/2026	V907256	4 MEDICAID SCRIPTS	\$20.00	22.1226.000.1055	3190.01	
			7	01/14/2026	V907256	9 MEDICAID SCRIPTS	\$45.00	22.1226.000.1055	3190.01	
		ROBERT GORDON - Total						\$65.00		
		RUDYARD AREA SCHOOL	7	01/14/2026	V907271	50% 25-26 FS AGREEMNT	\$4,125.00	22.1299.000.1735	8220.15	
		RUDYARD AREA SCHOOL - Total						\$4,125.00		
		SAULT AREA SCHOOLS	7	01/21/2026	V907290	FLOWTHROUGH - YEAR 1	\$34,968.89	22.1411.000.3600	8510.16	
			7	01/21/2026	V907290	SE PRESCHOOL	\$12,486.51	22.1411.000.3610	8510.16	
		SAULT AREA SCHOOLS - Total						\$47,455.40		
		SEG WORKERS COMPENSATION FUND	7	01/13/2026	104094	Q3 WC - SE FUND	\$2,083.00	22.1226.000.1090	2840	
		SEG WORKERS COMPENSATION FUND - Total						\$2,083.00		
		SEVN WORKFORCE SOLUTIONS, LLC	7	01/14/2026	V907272	WELLS, J SSW	\$3,990.42	22.1216.041.1770	3130.01	
		SEVN WORKFORCE SOLUTIONS, LLC - Total						\$3,990.42		
		SUNBELT STAFFING	7	01/14/2026	V907273	CELESTAIN, P VI	\$7,200.00	22.1218.065.1773	3130.01	
			7	01/14/2026	V907273	DEIMEL, D SLP	\$6,322.73	22.1215.031.1760	3130.01	
			7	01/14/2026	V907273	DEJONG, J SLP	\$2,907.00	22.1215.031.1760	3130.01	
			7	01/14/2026	V907273	SEYMOUR, M SLP	\$6,540.75	22.1215.031.1760	3130.01	
		SUNBELT STAFFING - Total						\$22,970.48		
		THE STEPPING STONES GROUP LLC	7	01/14/2026	V907274	FREISTATTER, K SSW	\$5,518.50	22.1216.041.1770	3130.01	

EASTERN UPPER PENINSULA ISD

Check Register - January 2026

Fund Charged	Fund Title	Vendor Name	Period	Check Date	Check Number	Transaction Description	Transaction Amount	Budget Unit	Account Code	
22	SPECIAL EDUCATION FUND	THE STEPPING STONES GROUP LLC	7	01/14/2026	V907274	KABBARA, Z SLP	\$8,970.00	22.1215.031.1760	3130.01	
			7	01/14/2026	V907274	PODLESK, J SLP	\$8,250.00	22.1215.031.1760	3130.01	
			7	01/14/2026	V907274	WARDER, J SLP	\$7,728.00	22.1215.031.1760	3130.01	
		THE STEPPING STONES GROUP LLC - Total						\$30,466.50		
22 - Total							\$383,927.90			
23	EUP CONNECT COLLABORATIVE	MSU EXTENSION BUSINESS OFFICE	7	01/21/2026	V907283	6TH QTR 4-H TECH	\$9,375.00	23.1281.000.1850	3510.25	
		MSU EXTENSION BUSINESS OFFICE - Total						\$9,375.00		
23 - Total							\$9,375.00			
26	CTE FUND	BMO FINANCIAL GROUP	7	01/28/2026	600637	PCARD-DUTCHER K	\$39.46	26.1226.000.1110	3410.02	
			7	01/28/2026	600637	PCARD-JONES P	\$1,024.35	26.1226.000.1112	3220.01	
			7	01/28/2026	600637	PCARD-RUTLEDGE T	\$163.43	26.1221.000.2100	3220.01	
			7	01/28/2026	600637	PCARD-RUTLEDGE T	\$1,008.38	26.1283.000.3010	3220.01	
		BMO FINANCIAL GROUP - Total						\$2,235.62		
		COUNTY OF CHIPPEWA	7	01/14/2026	V907251	TAX CHARGEBACKS 2023	\$7.35	26.1259.000.1090	7910.04	
			7	01/14/2026	V907251	TAX CHARGEBACKS 2024	\$497.08	26.1259.000.1090	7910.04	
			7	01/21/2026	V907278	TAX CHARGEBACKS 2024	\$279.73	26.1259.000.1090	7910.04	
		COUNTY OF CHIPPEWA - Total						\$784.16		
		SEG WORKERS COMPENSATION FUND	7	01/13/2026	104094	Q3 WC - CTE FUND	\$106.00	26.1226.000.1110	2840	
SEG WORKERS COMPENSATION FUND - Total						\$106.00				
26 - Total							\$3,125.78			
27	COOPERATIVE TECH FUND	APPLE INC.	7	01/13/2026	104074	IPAD FOR TESTING	\$408.00	27.1284.000.1885	6420.01	
		APPLE INC. - Total						\$408.00		
		AT&T	7	01/20/2026	104099	WAN ASE OD JAN '25	\$5,776.69	27.1284.000.1870	3160.01	
		AT&T - Total						\$5,776.69		
		AT&T MOBILITY	7	01/13/2026	104076	DEC'25 BACKUP LINKS	\$186.79	27.1284.000.1870	3160.01	
			7	01/13/2026	104076	PHONES - DR,CJ,TS,JH	\$273.97	27.1284.000.1865	3410.02	
		AT&T MOBILITY - Total						\$460.76		
		BLUUM OF MINNESOTA, LLC	7	01/14/2026	V907246	EPR8A50500-SQR TRU TOUCH M	\$450.00	27.1259.000.1925	9999.45	
7	01/14/2026		V907246	EPR8A64000-000 ON-BOARD C	\$951.00	27.1259.000.1925	9999.45			
7	01/14/2026		V907246	LIFTGATE SURCHARGE	\$150.00	27.1259.000.1925	9999.45			
7	01/14/2026		V907246	TT-7524QP - 75" Q PRO SER	\$54,368.00	27.1259.000.1925	9999.43			

EASTERN UPPER PENINSULA ISD

Check Register - January 2026

Fund Charged	Fund Title	Vendor Name	Period	Check Date	Check Number	Transaction Description	Transaction Amount	Budget Unit	Account Code	
27	COOPERATIVE TECH FUND	BLUUM OF MINNESOTA, LLC	7	01/14/2026	V907246	TT-7524QP - NEWLINE 75" I	\$1,699.00	27.1259.000.1925	9999.45	
		BLUUM OF MINNESOTA, LLC - Total						\$57,618.00		
		BMO FINANCIAL GROUP	7	01/28/2026	600637	PCARD-CARR E	\$12.84	27.1284.000.1890	3450.01	
			7	01/28/2026	600637	PCARD-CARR E	\$30.36	27.1284.000.1890	5990.01	
			7	01/28/2026	600637	PCARD-CARR E	\$344.82	27.1284.000.1865	6420.01	
			7	01/28/2026	600637	PCARD-CARR E	\$490.00	27.1284.000.1892	5990.01	
			7	01/28/2026	600637	PCARD-CARR E	\$590.00	27.1284.000.1870	3160.01	
			7	01/28/2026	600637	PCARD-OLSON S	\$60.00	27.1284.000.1896	5990.01	
		BMO FINANCIAL GROUP - Total						\$1,528.02		
		CHARTER COMMUNICATIONS HOLDINGS LLC	7	01/13/2026	104077	DEC'25 WAN LCS	\$169.98	27.1284.000.1870	3160.01	
			7	01/13/2026	104077	DEC'25 WAN MIS	\$158.69	27.1284.000.1870	3160.01	
			7	01/13/2026	104077	DEC'25 WAN PPS	\$98.93	27.1284.000.1870	3160.01	
			7	01/13/2026	104077	DEC'25 WAN RAS,OCS,LC	\$579.92	27.1284.000.1870	3160.01	
			7	01/13/2026	104077	JAN'25 WAN RAS,OCS,LC	\$579.92	27.1284.000.1870	3160.01	
		CHARTER COMMUNICATIONS HOLDINGS LLC - Total						\$1,587.44		
		DBA THAT PLACE MUFFLER	7	01/20/2026	104100	REPAIR LABOR 114X004	\$646.00	27.1261.000.1865	4130	
			7	01/20/2026	104100	REPAIR PARTS 114X004	\$272.43	27.1261.000.1865	5730	
		DBA THAT PLACE MUFFLER - Total						\$918.43		
		EUP TRANSPORTATION AUTHORITY	7	01/14/2026	V907253	DI FERRY-SABICH TECH	\$20.00	27.1284.000.1865	3210.01	
		EUP TRANSPORTATION AUTHORITY - Total						\$20.00		
		HOUGHTON MIFFLIN HARCOURT	7	01/20/2026	104103	GRADES 6-8 STUDENT DIGITA	\$20.50	27.1259.000.1925	9999.25	
			7	01/20/2026	104103	TEACHER DIGITAL LICENSE	\$154.50	27.1259.000.1925	9999.25	
		HOUGHTON MIFFLIN HARCOURT - Total						\$175.00		
		MARATHON-WEX BANK	7	01/20/2026	304323	DEC FUEL 100.615 GAL	\$215.71	27.1261.000.1865	5710.01	
		MARATHON-WEX BANK - Total						\$215.71		
		MICHIGAN BROADBAND SERVICES	7	01/14/2026	V907266	JAN'25 WAN DIS	\$589.00	27.1284.000.1870	3160.01	
		MICHIGAN BROADBAND SERVICES - Total						\$589.00		
		NETWORK CRAZE TECHNOLOGIES INC.	7	01/13/2026	104089	FREIGHT	\$346.11	27.1284.000.1885	6420.01	
			7	01/13/2026	104089	PER6408X25-CTO REFURBISHE	\$10,750.00	27.1284.000.1885	6420.01	
		NETWORK CRAZE TECHNOLOGIES INC. - Total						\$11,096.11		
		PENINSULA FIBER NETWORK LLC	7	01/21/2026	V907286	JAN'25 WANBASWTSCCSS	\$4,305.00	27.1284.000.1870	3160.01	
		PENINSULA FIBER NETWORK LLC - Total						\$4,305.00		
PEOPLE DRIVEN TECHNOLOGY, INC.	7	01/14/2026	V907269	PDT25C-220600 DELL PRO 16	\$26,547.75	27.1259.000.1925	9999.43			

EASTERN UPPER PENINSULA ISD

Check Register - January 2026

Fund Charged	Fund Title	Vendor Name	Period	Check Date	Check Number	Transaction Description	Transaction Amount	Budget Unit	Account Code	
27	COOPERATIVE TECH FUND	PEOPLE DRIVEN TECHNOLOGY, INC.	7	01/14/2026	V907269	PDT25C-220600-330 UPGRADE	\$2,351.25	27.1259.000.1925	9999.43	
			7	01/14/2026	V907269	PDT25C-220600-ADP3 ADD 3Y	\$3,440.25	27.1259.000.1925	9999.43	
		PEOPLE DRIVEN TECHNOLOGY, INC. - Total						\$32,339.25		
		R&R 23 1/2 HR TOWING	7	01/20/2026	104107	TOWING - 114X004	\$337.50	27.1261.000.1865	4130	
		R&R 23 1/2 HR TOWING - Total						\$337.50		
		RUDY SHERLUND INC.	7	01/21/2026	V907289	SNOWPLOWING-DEC 25	\$880.00	27.1261.000.1887	3160.01	
		RUDY SHERLUND INC. - Total						\$880.00		
		SEG WORKERS COMPENSATION FUND	7	01/13/2026	104094	Q3 WC - COOP FUND	\$242.00	27.1284.000.1865	2840	
		SEG WORKERS COMPENSATION FUND - Total						\$242.00		
		THE SPYGLASS GROUP, LLC	7	01/13/2026	104096	SPYGLASS	\$14,904.96	27.1284.000.1870	3190.01	
		THE SPYGLASS GROUP, LLC - Total						\$14,904.96		
		WEX BANK/SUNOCO SUNTRAK	7	01/20/2026	304324	DEC FUEL 43.445 GAL	\$107.27	27.1261.000.1865	5710.01	
		WEX BANK/SUNOCO SUNTRAK - Total						\$107.27		
		27 - Total							\$133,509.14	
28	BUSINESS SVC CONSORT FUND	BMO FINANCIAL GROUP	7	01/28/2026	600637	PCARD-ANDERSON K	\$48.79	28.1252.000.1252	3220.01	
			7	01/28/2026	600637	PCARD-ANDERSON K	\$49.76	28.1252.000.1252	5990.01	
			7	01/28/2026	600637	PCARD-MCKINNEY D	\$81.98	28.1252.000.1252	5910.01	
			7	01/28/2026	600637	PCARD-SANDVIK L	\$577.50	28.1252.000.1252	3220.01	
		BMO FINANCIAL GROUP - Total						\$758.03		
		KSHEP CREATIVE LLC	7	01/14/2026	V907261	DEC BO SOP	\$1,800.00	28.1252.000.1252	3190.01	
		KSHEP CREATIVE LLC - Total						\$1,800.00		
		NATIONAL OFFICE PRODUCTS	7	01/14/2026	V907267	BO CHAIR MATS	\$325.00	28.1252.000.1252	5990.01	
		NATIONAL OFFICE PRODUCTS - Total						\$325.00		
		SEG WORKERS COMPENSATION FUND	7	01/13/2026	104094	Q3 WC - BUSINESS FUND	\$193.00	28.1252.000.1252	2840	
SEG WORKERS COMPENSATION FUND - Total						\$193.00				
28 - Total							\$3,076.03			
71	SE TRANSPORTATION FUND	BMO FINANCIAL GROUP	7	01/28/2026	600637	PCARD-BYMA R	\$131.88	71.1271.000.4070	7910.01	
			7	01/28/2026	600637	PCARD-DAHL G	\$11.77	71.1271.000.4020	7910.01	
			7	01/28/2026	600637	PCARD-DAHL G	\$11.77	71.1271.000.4050	7910.01	
			7	01/28/2026	600637	PCARD-DAHL G	\$11.77	71.1271.000.4060	7910.01	
			7	01/28/2026	600637	PCARD-DAHL G	\$11.78	71.1271.000.4091	7910.01	
			7	01/28/2026	600637	PCARD-DANKERT J	\$11.78	71.1271.000.4070	7910.01	
			7	01/28/2026	600637	PCARD-DAVIS J	\$29.28	71.1271.000.4040	5910.01	

EASTERN UPPER PENINSULA ISD

Check Register - January 2026

Fund Charged	Fund Title	Vendor Name	Period	Check Date	Check Number	Transaction Description	Transaction Amount	Budget Unit	Account Code	
71	SE TRANSPORTATION FUND	BMO FINANCIAL GROUP	7	01/28/2026	600637	PCARD-MCCORD T	\$12.50	71.1271.000.4040	7410.01	
			7	01/28/2026	600637	PCARD-MCKINNEY D	\$26.83	71.1271.000.4050	3410.02	
		BMO FINANCIAL GROUP - Total						\$259.36		
		BP	7	01/20/2026	304322	DEC FUEL 14.698 GAL	\$38.56	71.1271.000.4073	5710.01	
			7	01/20/2026	304322	DEC FUEL 372.214 GAL	\$1,002.58	71.1271.000.4070	5710.01	
		BP - Total						\$1,041.14		
		DEAN MANAGEMENT SERVICES, INC	7	01/13/2026	104083	MGMT SERV.-DEC2025	\$1,800.54	71.1271.000.4020	3150.01	
			7	01/13/2026	104083	MGMT SERV.-DEC2025	\$1,800.54	71.1271.000.4050	3150.01	
			7	01/13/2026	104083	MGMT SERV.-DEC2025	\$1,800.54	71.1271.000.4060	3150.01	
			7	01/13/2026	104083	MGMT SERV.-DEC2025	\$1,800.54	71.1271.000.4070	3150.01	
			7	01/13/2026	104083	MGMT SERV.-DEC2025	\$1,800.55	71.1271.000.4091	3150.01	
			7	01/13/2026	104083	MGMT SERV.-DEC2025	\$1,800.55	71.1271.000.4094	3150.01	
			7	01/13/2026	104083	MGMT SERV.-DEC2025	\$1,800.55	71.1271.000.4095	3150.01	
		DEAN MANAGEMENT SERVICES, INC - Total						\$12,603.81		
		GENUINE PARTS COMPANY	7	01/13/2026	104082	BRIMLEY BUS #19-5 OIL	\$13.98	71.1271.000.4050	5710.01	
			7	01/13/2026	104082	BUS #18 WINTER WIPERS	\$37.98	71.1271.000.4020	5730	
		GENUINE PARTS COMPANY - Total						\$51.96		
		GREAT LAKES TRUCK SVC & TOWING LLC	7	01/14/2026	V907257	BUS#21 LABOR	\$240.00	71.1271.000.4070	4130	
			7	01/14/2026	V907257	BUS#21 REPAIR	\$19.97	71.1271.000.4070	5730	
		GREAT LAKES TRUCK SVC & TOWING LLC - Total						\$259.97		
		HENRY FOX	7	01/14/2026	V907254	1/5-1/9 TRANSPORT	\$232.00	71.1271.000.4062	3330	
			7	01/21/2026	V907279	1/12-1/15 TRANSPORT	\$185.60	71.1271.000.4062	3330	
			7	01/28/2026	V907294	1/20-1/22 TRANSPORT	\$139.20	71.1271.000.4062	3330	
		HENRY FOX - Total						\$556.80		
		MARATHON-WEX BANK	7	01/20/2026	304323	DEC FUEL 15.657 GAL	\$46.33	71.1271.000.4095	5710.01	
		MARATHON-WEX BANK - Total						\$46.33		
		ROCKMAR	7	01/13/2026	104092	LC 129X761 LABOR	\$149.95	71.1271.000.4045	4130	
			7	01/13/2026	104092	LC 129X761 REPAIRS	\$12.00	71.1271.000.4045	5730	
		ROCKMAR - Total						\$161.95		
		RUDYARD AUTO SALES	7	01/27/2026	104110	BUS #18 - BATTERIES	\$689.85	71.1271.000.4020	5730	
		RUDYARD AUTO SALES - Total						\$689.85		

EASTERN UPPER PENINSULA ISD

Check Register - January 2026

Fund Charged	Fund Title	Vendor Name	Period	Check Date	Check Number	Transaction Description	Transaction Amount	Budget Unit	Account Code	
71	SE TRANSPORTATION FUND	SARAH JONES FORD OF ST. IGNACE LLC	7	01/27/2026	104111	SI VAN LABOR	\$112.50	71.1271.000.4073	4130	
			7	01/27/2026	104111	SI VAN REPAIRS	\$322.89	71.1271.000.4073	5730	
		SARAH JONES FORD OF ST. IGNACE LLC - Total						\$435.39		
		SEG WORKERS COMPENSATION FUND	7	01/13/2026	104094	Q3 WC - BRIMLEY	\$288.00	71.1271.000.4050	2840	
			7	01/13/2026	104094	Q3 WC - CEDARVILLE	\$222.00	71.1271.000.4020	2840	
			7	01/13/2026	104094	Q3 WC - ENGADINE	\$160.00	71.1271.000.4091	2840	
			7	01/13/2026	104094	Q3 WC - EUPISD	\$8.00	71.1271.000.4040	2840	
			7	01/13/2026	104094	Q3 WC - LC INCLUSION	\$172.00	71.1271.000.4042	2840	
			7	01/13/2026	104094	Q3 WC - PROJECT SEARC	\$204.00	71.1271.000.4095	2840	
			7	01/13/2026	104094	Q3 WC - RUDYARD	\$347.00	71.1271.000.4060	2840	
			7	01/13/2026	104094	Q3 WC - ST IGNACE	\$354.00	71.1271.000.4070	2840	
			7	01/13/2026	104094	Q3 WC - TAHQ/WHITE	\$330.00	71.1271.000.4094	2840	
		SEG WORKERS COMPENSATION FUND - Total						\$2,085.00		
		WEX BANK/SUNOCO SUNTRAK	7	01/20/2026	304324	DEC FUEL 14.266 GAL	\$35.94	71.1271.000.4073	5710.01	
			7	01/20/2026	304324	DEC FUEL 200.004 GAL	\$492.14	71.1271.000.4095	5710.01	
			7	01/20/2026	304324	DEC FUEL 225.633 GAL	\$568.41	71.1271.000.4070	5710.01	
			7	01/20/2026	304324	DEC FUEL 292.963 GAL	\$914.18	71.1271.000.4020	5710.01	
			7	01/20/2026	304324	DEC FUEL 314.118 GAL	\$1,041.60	71.1271.000.4060	5710.01	
			7	01/20/2026	304324	DEC FUEL 367.898 GAL	\$901.52	71.1271.000.4050	5710.01	
			7	01/20/2026	304324	DEC FUEL 41.473 GAL	\$106.36	71.1271.000.4091	5710.01	
			7	01/20/2026	304324	DEC FUEL 71.452 GAL	\$180.00	71.1271.000.4045	5710.01	
		WEX BANK/SUNOCO SUNTRAK - Total						\$4,240.15		
		XTREME TRUCK & TRAILER LLC	7	01/13/2026	104097	BRIMLEY#195 LABOR	\$187.50	71.1271.000.4050	4130	
			7	01/13/2026	104097	BRIMLEY3195 REPAIRS	\$14.95	71.1271.000.4050	5730	
			7	01/13/2026	104097	BUS #5 LABOR	\$312.50	71.1271.000.4090	4130	
			7	01/13/2026	104097	BUS #5 REPAIRS	\$15.00	71.1271.000.4090	5730	
			7	01/27/2026	104112	BUS #5 LABOR	\$500.00	71.1271.000.4090	4130	
			7	01/27/2026	104112	BUS #5 PARTS	\$1,815.99	71.1271.000.4090	5730	
			7	01/27/2026	104112	CDRVL BUS #18 LABOR	\$1,500.00	71.1271.000.4020	4130	
			7	01/27/2026	104112	CDRVL BUS #18 PARTS	\$286.47	71.1271.000.4020	5730	
		XTREME TRUCK & TRAILER LLC - Total						\$4,632.41		
		ZAREMBA EQUIPMENT INC	7	01/13/2026	104098	SI BUS#21 LABOR	\$525.00	71.1271.000.4070	4130	

EASTERN UPPER PENINSULA ISD

Check Register - January 2026

Fund Charged	Fund Title	Vendor Name	Period	Check Date	Check Number	Transaction Description	Transaction Amount	Budget Unit	Account Code
71	SE TRANSPORTATION FUND	ZAREMBA EQUIPMENT INC	7	01/13/2026	104098	SI BUS#21 REPAIRS	\$335.11	71.1271.000.4070	5730
ZAREMBA EQUIPMENT INC - Total							\$860.11		
71 - Total							\$27,924.23		
81	TRAVEL FUND	ALLYSON COATES	7	01/13/2026	104080	097X873 DETAIL	\$175.00	81.1261.000.0000	4130
			7	01/13/2026	104080	105X696 DETAIL	\$175.00	81.1261.000.0000	4130
ALLYSON COATES - Total							\$350.00		
		BAYVIEW CAR CARE	7	01/14/2026	V907245	097X873 LABOR	\$360.00	81.1261.000.0000	4130
			7	01/14/2026	V907245	097X873 REPAIRS	\$456.88	81.1261.000.0000	5730
			7	01/14/2026	V907245	114X007 LABOR	\$180.00	81.1261.000.0000	4130
			7	01/14/2026	V907245	114X007 REPAIRS	\$113.33	81.1261.000.0000	5730
BAYVIEW CAR CARE - Total							\$1,110.21		
		BMO FINANCIAL GROUP	7	01/28/2026	600637	PCARD-PARISH M	\$69.95	81.1261.000.0000	7910.01
BMO FINANCIAL GROUP - Total							\$69.95		
		MARATHON-WEX BANK	7	01/20/2026	304323	DEC FUEL 205.031 GAL	\$435.73	81.1261.000.0000	5710.01
MARATHON-WEX BANK - Total							\$435.73		
		NEWBERRY MOTORS	7	01/21/2026	V907285	076X110 LABOR	\$125.00	81.1261.000.0000	4130
NEWBERRY MOTORS - Total							\$125.00		
		SAFELITE FULFILLMENT INC	7	01/13/2026	104093	076X110 GLASS LABOR	\$87.00	81.1261.000.0000	4130
			7	01/13/2026	104093	076X110 GLASS REPAIR	\$310.96	81.1261.000.0000	5730
SAFELITE FULFILLMENT INC - Total							\$397.96		
		U P TIRE AND SUPPLY	7	01/14/2026	V907275	105X696 LABOR	\$158.00	81.1261.000.0000	4130
U P TIRE AND SUPPLY - Total							\$158.00		
		WEX BANK/SUNOCO SUNTRAK	7	01/20/2026	304324	DEC FUEL 240.928 GAL	\$599.09	81.1261.000.0000	5710.01
WEX BANK/SUNOCO SUNTRAK - Total							\$599.09		
81 - Total							\$3,245.94		
Overall - Total							\$1,659,284.08		



SUPERINTENDENT'S REPORT **February 2026**

Reminder - EUP School Board Association ZOOM Meeting
February 24, 2026 5:30 pm – 6:30 pm

Legislative Update

There is a legislative roundtable meeting at MARESA on Friday, February 13, 2026, if you are interested. Breakfast is at 9:30 am. The meeting begins at 10 am. There is a remote option available.

Executive Budget Recommendations for the next year should be out this month.

Recent legislative actions:

- A ban on cell phones in the classroom, with a few exceptions (sent to the Governor for signature)
- Testimony heard on a statewide school choice open enrollment framework beginning July 1, 2026. The legislation would require districts to accept nonresident students under uniform statewide rules (HB 5310, 5311, 5312)
- Remove the requirement that Michigan 11th graders take the SAT writing portion as part of the MME (HB 4556, 4557)
- A weighted per-pupil funding model was presented

EUP Promise Zone

The Promise Zone has met the Year 1 Fundraising Goal! The application window is open for the Class of 2026 to apply for the scholarship. Thank you for sharing the word and for any donations you or your contacts made!

Superintendent Evaluation

My end-of-year self-evaluation is provided. Each board member needs to mark their score and email it to Heather Deuman (hdeuman-isd@eupschools.org), who will compile and share it with Patti Weinreis for action at the March board meeting. Please send it to Heather by Feb. 27th.

Superintendent Mission:

Create and maintain a positive organizational culture and climate
Facilitate strong communication, ambassadorship, and partnerships

Advocacy:

- | | |
|-------------------------------------|-------------------------------|
| • EUP Administrators | UP Superintendents/UPCED |
| • Set Seg Property & Casualty Board | City of Sault Ste. Marie LDFA |
| • MAISA | Headwaters North (SmartZone) |
| • Rotary of Sault Ste. Marie, MI | MISEN Board |
| • EUP Promise Zone | MCAN Board |



EASTERN UPPER PENINSULA INTERMEDIATE SCHOOL DISTRICT

Director of Special Education Report
February 2026

Special Education Services for Students who are Deaf or Hard of Hearing

While students who are Deaf or Hard of Hearing (DHH) represent a low-incidence population, they have highly specialized educational needs. Under the Individuals with Disabilities Education Act (IDEA), districts are required to address not only academics, but also communication access, language development, and functional listening skills. Within our ISD, specialized services for these students includes a Teacher Consultant to the Deaf/Hard of Hearing who coordinates with students at local schools, their parents, and medical staff (audiologist and otolaryngologist) to ensure access to instruction and communication. In a geographically large and rural area such as the Upper Peninsula, regional coordination and consultation has been especially important to ensure consistent and equitable implementation of hearing technology across districts

Hearing technology is a foundational component of effective service delivery for DHH students, parents, and educators across our region. This includes hearing aids, cochlear implants, bone-conduction devices, and assistive listening systems such as FM/DM or sound field systems. These technologies help reduce the effects of the common classroom barriers of background noise and distance and ensure students have consistent, direct access to instructional language. Reliable technology supports student learning, allows teachers to provide instruction without unnecessary repetition or strain, and gives families confidence that their child can access instruction throughout the school day.



Hearing technology is an area of rapid and ongoing change. Advances in wireless connectivity, device programming, and integration with classroom technology occur frequently; requiring ongoing professional development and technical support. From a compliance and cost-effective perspective, our proactive investment in training and consultation helps prevent service interruptions, reduces instructional time lost to equipment issues, and supports districts with the IDEA requirements for DHH students. By maintaining strong regional expertise and keeping pace with evolving technology, the ISD plays a critical role in ensuring equitable access and positive educational outcomes for students who are Deaf or Hard of Hearing.



EASTERN UPPER PENINSULA
INTERMEDIATE SCHOOL DISTRICT

Director of Special Education Report
February 2026



LEAD K Grant Update

The Eastern Upper Peninsula Intermediate School District, in partnership with two other ISDs (Alpena-Montmorency-Alcona Educational Service District and Cheboygan-Otsego-Presque Isle) were awarded an \$80,000 grant through Michigan's LEAD-K (Language Equality and Acquisition for Deaf Kids) initiative. This statewide effort is focused on improving communication and early reading outcomes for children who are Deaf or Hard of Hearing by kindergarten. The Special Education and Early Childhood Departments will work collaboratively to utilize the resources of the LEAD-K grant to:

- bring new professional development opportunities for staff and parents,
- access family engagement resources / learning materials,
- hold family engagement activities,
- purchase and implement the use of new assessment tools designed to identify the needs of young children, and
- support evidence-based practices that strengthen language foundations for young learners who are Deaf or Hard of Hearing.

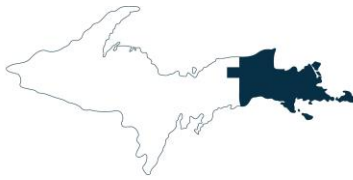
Board Certified Behavior Analysts and Registered Behavior Technicians

Applied Behavior Analysis (ABA) is a professional field that takes the understanding of the underlying principles and laws of behavior and uses them to support socially valid behavior change. Most commonly, this science has been used to teach individuals with Autism or intellectual disabilities in a more intensive clinical setting. However, this evidence-based instruction can be used in any context where a person wants to change their behavior or build new skills, such as in an educational setting.

Board Certified Behavior Analysts (BCBA's) and Registered Behavior Technicians (RBT's) work together to provide ABA services and support to individuals. BCBA's are specifically trained in conducting skill assessments to assess foundational learning, language, and social skills. The assessments are used to create individualized curriculums and protocols to teach lagging skills. Specifically, BCBA's are trained to conduct Functional Behavior Assessments (FBA's) to identify the function (or purpose) of behaviors that are either dangerous or a significant barrier to an individual's daily life. FBA information is used to design a structured Behavior Intervention Plans (BIP's) that outlines how to teach a functional alternative. This means that the individual will be taught a new skill or set of skills that will still allow them to get the same need(s) met, but in a safe and appropriate way. These plans always focus on positive interaction and reinforcement as a means of teaching new skills.

RBT's work closely with BCBA's. The RBT's training and skills allow them to implement skill building and behavior reduction plans with individuals to help them meet their goals and be successful in their environment.

Within a school environment, BCBA's and RBT's work both directly with students as well as teachers, paraprofessionals, and other stakeholders to support the implementation of the plans and to track the data that lets the team know if progress is being made. The data also supports the team in making any necessary adjustments along the way.



EASTERN UPPER PENINSULA
INTERMEDIATE SCHOOL DISTRICT

Director of Special Education Report
February 2026



The EUPISD currently employs three full time BCBA's (Amy Edwards, Miranda Johnson, and Taylor Rooyakkers), one school psychologist who is also a certified BCBA (Nathan Visser), and one school psychologist who is finishing up her BCBA certification (Cinthia Mendoza). The EUPISD has one direct RBT hire (Haley Houle, pictured above), one direct RBT hire in process (Natalie Nash), and one additional vacancy posted.

In addition, the EUPISD is supporting online training for local district staff to complete RBT training through funded coursework, study sessions, and coaching from the on staff BCBA's. There are currently 36 participants in the RBT training representing 9 local districts and 3 local preschools.


Least Restrictive Environment (LRE) Team

The Least Restrictive Environment (LRE) Team at Eastern Upper Peninsula ISD is a multidisciplinary group committed to increasing meaningful access to general education peers and settings for students with disabilities. The team currently includes Special Education Leadership, a Special Education Supervisor, Board Certified Behavior Analysts (BCBA's), and Teacher Consultants for Autism Spectrum Disorder. The LRE Team meets weekly to problem-solve barriers for students who are experiencing significant behavioral challenges that limit access to the general education setting.

This school year, the team's top priorities are to supporting students whose applications to the EUPISD Learning Center did not meet entry criteria, students placed on homebased settings or shortened school days due to behavioral difficulties, and students in early childhood settings. The LRE Team is currently providing targeted support to 14 students from 8 EUPISD districts, with the goal of strengthening inclusive practices and promoting equitable participation in the least restrictive educational environment.

EUPISD LEARNING CENTER

2026
FEBRUARY



UP WINTER

Grayton is definitely the king of this mountain of snow made by the crew that shoveled our roof this past week.



6 MORE WEEKS OF WINTER

Remington sports his groundhog day hat after learning that Punxsutawney Phil saw his shadow.



CRACKING UP

Josh was concentrating on getting any shells in his bowl while cracking eggs during a cooking lesson.

HYDROPONICS

Students in Ms. Gwen's class are preparing seeds for the mobile hydroponics unit, which was funded through a grant from *Seeds for STEM*, as they begin another planting cycle. Throughout the year, students have worked diligently to plant, cultivate, and harvest lettuce served in the school cafeteria. They also expanded their efforts by growing cucumbers, tomatoes, and peppers, providing their classmates with fresh, student-grown salads.

Ms. Gwen continues to pursue grant opportunities that support and expand hands-on learning experiences, enabling students to explore plant growth, food production, and the broader impacts of growing and preparing healthy foods.

LET IT SNOW, LET US PLAY!

Mr. Dankert, Ed, and Randy put in a lot of effort to clear the snow from the preschool playground! After the holiday break, the snow had piled up so much that students couldn't use the swing and other play equipment. It was great to see older students pitching in and working together to create a space the younger kids could enjoy again. The playground is now ready for more snow and more fun!



STUDENTS OF THE MONTH

This great group of students are our Students of the Month! Liza, Cooper, Katie, Robert, Tristan, Olivia and Aidan demonstrated our PBIS principles of being safe, responsible, and respectful this past month. Classrooms choose the student who demonstrated growth or consistency in these areas. Well done everyone!



Great Start Readiness Program - Family Transportation Funding

New this year, as a result of state-level revisions and allowable uses of GSRP funds, transportation support is being provided to families enrolled in GSRP classrooms that do not offer transportation. An annual amount of \$500 per child is available to eligible families to help offset transportation-related costs. This funding is intended to reduce barriers to access, support consistent attendance, and increase participation in GSRP when program-provided transportation is not available.

Preschool Open Enrollment

February marks the start of open enrollment for Great Start Readiness Programs (GSRP) and preschool programs across the Eastern Upper Peninsula. GSRP is a free, state-funded preschool program for 4-year old children and is designed to support children's learning and development prior to kindergarten. Families may apply online at mearlychildhood.org for GSRP, Head Start, or tuition-based preschool programs offered throughout the EUP. This centralized application process helps families explore options and access early learning programs that best meet their needs, while only having to complete one application.

Family & Community Events

- **Game On: Parenthood Edition** was a community-based family engagement event held on Tuesday, January 27, 2026 at COMPASS – Pregnancy & Family Resource Center in Sault Ste. Marie. The event was designed to support individuals and families who are expecting a child, welcoming a new baby, or considering parenthood.

The evening featured a trivia-style interactive format, encouraging participation through mobile phones and offering prizes. Content focused on prenatal and parenting information, local community resources, and opportunities for participants to connect with other new and expecting parents in a welcoming, supportive environment.

The event was a collaborative effort involving community partners, including EUPISD, My Michigan, and COMPASS Pregnancy & Family Resource Center.

Overall, the event supported family well-being, early childhood development, and community connection by increasing awareness of local resources and fostering peer relationships among new and growing families.

- The **Parent Café: Schedules and Routines** event was hosted by the EUPISD Community Inclusion Team on February 4, 2026 at the ISD Early Learning Center in Kincheloe.

This family-focused session provided parents and caregivers of children ages 0–8 with an opportunity to engage in guided conversation about the importance and benefits of consistent schedules and routines. Participants connected with other families to share successes and challenges, while learning practical strategies to support their children during daily routines at home.

Each participating family received resources and materials to take home to support continued implementation of positive routines. Light snacks and child care were provided to reduce barriers to participation and promote family engagement. Attendance was intentionally limited to 15 families to allow for meaningful discussion and connection.

Upcoming Family Event

A **Date Night Childcare Event** is scheduled for February 10, from 5:30 to 7:00 p.m., at Superior Start in Sault Ste. Marie. This family support event is designed to provide parents with an opportunity to enjoy an evening together while safe, supervised childcare is provided.

The event is open to children ages 3 months to 8 years, with limited enrollment to ensure quality care and supervision. Registration filled within the first day, indicating strong community interest. Light snacks and developmentally appropriate activities will be provided for children in attendance.

This event supports family well-being by reducing caregiver stress, strengthening family relationships, and increasing access to trusted childcare supports. It aligns with our department priorities to promote positive family engagement and support for families with young children.

February Professional Learning Opportunities

Infant and Toddler:

➤ **February 5: Social Emotional Learning Essentials - Micro Series**

This training focuses on building educators' skills in supporting children's social and emotional development through short, focused learning experiences. This approach emphasizes practical strategies and real-time application in the classroom, fostering positive relationships, emotional regulation, and social skills in young children.

Preschool:

➤ **February 20: The Heart of Winter: Social Emotional Learning Essentials - Micro Series**

This training focuses on building educators' skills in supporting children's social and emotional development through short, focused learning experiences. This approach emphasizes practical strategies and real-time application in the classroom, fostering positive relationships, emotional regulation, and social skills in young children.

➤ **February 27: Preschool Literacy Essentials**

This training provides early childhood educators with practical strategies and knowledge based on Michigan's PreK Literacy Essentials, focusing on building foundational literacy skills in preschool-aged children. Participants will learn evidence-based approaches to support language, literacy, and early reading readiness in the classroom.

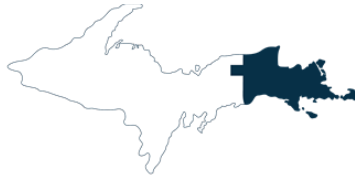
➤ **February 27: Preschool HighScope Curriculum Professional Learning Community**

The PLCS are designed to give early childhood professionals an opportunity to learn and grow together through guided conversations and build on previously acquired skills and knowledge of HighScope curriculum.

Community Collaboration:

➤ **February 17: Early Childhood Community Inclusion Team**

Jessica Savoie, Director of Early Childhood
E: jessicas@eupschools.org Ph:(906) 259-8038



EASTERN UPPER PENINSULA INTERMEDIATE SCHOOL DISTRICT

General Education Department
Report to the EUPISD Board of Education
February 2026

[Gen Ed Updates and Information for 2025-2026](#)

- Important Links
- News and Updates
- Professional Learning Opportunities
- Student Events & Opportunities

[2025 EUP Regional Assessment Data Presentation](#)

Dyslexia Legislation

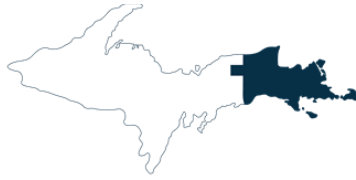
- MAISA has released a new [PA146 Dyslexia Resources](#) webpage that includes:
 - Slide Deck: *PA146: Michigan Public Act 146 of 2024 K-12 Literacy and Dyslexia Law Overview*
 - Implementation Timelines for MDE, ISD, and Districts
 - RBG3 to PA146 Crosswalks – detailed and summarized
- In support of our districts,
 - We are offering a series of discussion sessions for administrators and lead teachers: *Learning Together About Michigan's Dyslexia Law*. Brooke Beacom will be the facilitator, and she and Alicia Johnson will be available to answer questions and provide additional support and information at each district.
 - Session 1: Language Analysis (definitions, shared language)
 - Session 2: Timelines (state, ISD, district, teacher)
 - Session 3: Using the Dyslexia Handbook
 - Brooke and Alicia came to the last principals' meetings, with a process to support districts with compliance of both PA146 and 164K. Our schools are doing good work, and we don't want anyone to think they need to drop everything and start new.
 - Professional learning opportunities will be scheduled and/or shared to meet the requirements for all K-12 staff in time for the 2027-2028 school year.

NWEA Winter Growth and Achievement Overview

The Winter Assessment window for NWEA MAP testing has just concluded. Regional growth and achievement overviews are below. More detailed data will be available to share at next month's meeting.

NOTE: The following districts are not included in the following data sets because they are not part of our regional consortium with NWEA.

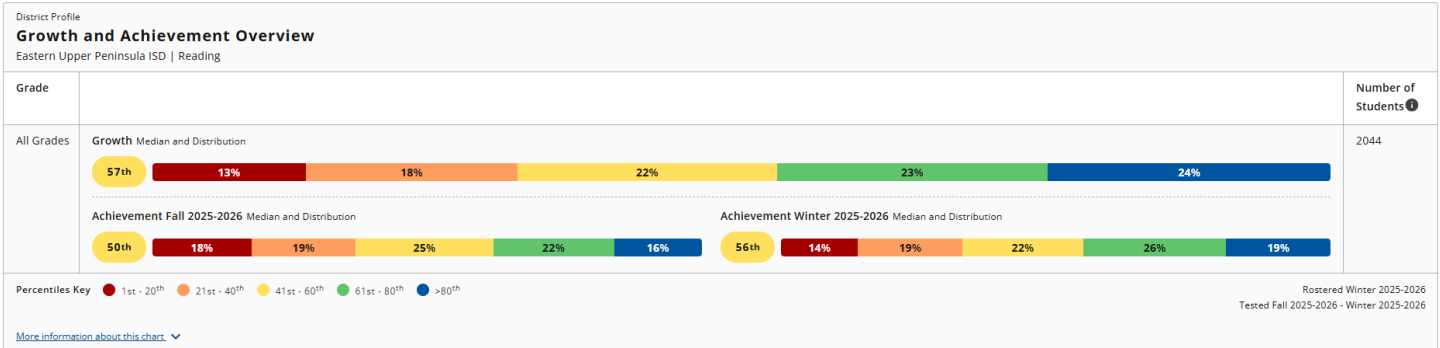
- JKL Bahweting Anishnaabe PSA
- Lake Superior Academy
- Ojibwe Charter School
- Sault Area Public School
- Tahquamenon Area Schools



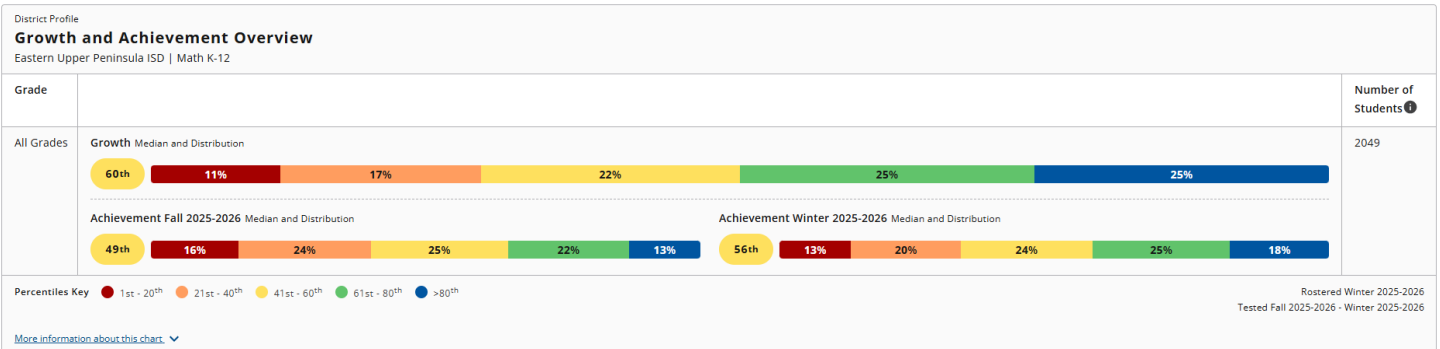
EASTERN UPPER PENINSULA INTERMEDIATE SCHOOL DISTRICT

General Education Department Report to the EUPISD Board of Education February 2026

Reading



Mathematics



Action Items

Helen Craig is requesting approval to attend the Society for Public Health Education Conference in Portland, OR. All costs will be paid by the Michigan Council for Maternal & Child Health grant funding and reimbursed by the Michigan School Health Coordinator’s Association. Helen will be taking on the role of President for MISCHA in the fall. [Letter of Request](#)



February is CTE Month! Across our region and the state, CTE programs are sharing and celebrating the amazing opportunities and successes happening every day in Career and Technical Education.

Career & Technical Education: Building Futures, Strengthening Our Community

Career and Technical Education (CTE) is opening doors for students and powering the region's workforce — and the results speak for themselves.

- Student participation has more than doubled, growing from 555 students in 2017 to 1,160 students today since the millage was approved.
- Over 7,650 students have gained hands-on skills and real-world experience through CTE programs since 2017.
- CTE students succeed at high levels, with a 94% graduation rate across the region.
- 68% of all high school students in the region are enrolled in at least one CTE program.
- CTE offerings have expanded from 8 to 25 programs, creating a strong pipeline of skilled, job-ready graduates for our communities
- Programs align with high-demand careers, including health sciences, construction, manufacturing, law and public safety, information technology, and engineering.
- CTE opportunities are available to every student in Chippewa, Mackinac, and Luce counties, with access to at least two program options per student.

Link to UP CTE TV commercial : <https://www.youtube.com/watch?v=iLsdBgR0Im8>

CTE Program Tours- During the month of February, all 10th grade students are invited to tour the CTE programs in the region. The goal of the CTE tours is to provide 10th students an opportunity to see the CTE programs and learn more information about the various programs prior to scheduling for fall classes.



Mock Interviews- Several the CTE) programs are hosting mock interviews designed to prepare students for real-world career opportunities. These experiences allow students to practice professional communication, build confidence, and receive meaningful feedback in a supportive setting.

A key component of this initiative is the involvement of our CTE Advisory Board members, who volunteer their time to serve as interviewers. These industry professionals bring real-world insight into the hiring process, helping students understand current employer expectations, workplace standards, and industry-specific skills.

EUP MiSTEM Region Newsletter

February 2026

News and Resources from the EUP MiSTEM Region at the EUP Intermediate School District

As region 14 of the MiSTEM Network, the EUP MiSTEM Region is working with regional and statewide partners to empower education while making solid connections to business, industry, and careers.



Check out the REMC22 Lend Library for classroom resources!

Career Exploration



Career Exploration StoryMap

Careers in STEM (Science, Technology,
Engineering, and Mathematics)

Career Exploration Storymaps

Through a partnership between the EUPISD, MiSTEM Network and Grand Valley State University a career exploration storymap has been created for the Eastern Upper Peninsula. Click the graphic on the left to see the map! You can also click [here](#) to see maps for all 16 regions in Michigan.

Student Opportunities

Save the dates for upcoming student events!

- Pi Day at LSSU will be held on March 12, 2026 - [Flyer and Registration](#)
- LSSU is hosting a FIRST Robotics District Event March 26-28 - See [FIRST Website](#) for details

Registration is open for Pi Day at LSSU!

Lake Superior State University Invites middle school and high school teams to join us at the Cisler Center for a celebration of Pi Day for 2026!

Pi Day at LSSU

Mathematics Competition - Register your teams of five!

Lake Superior State University Invites middle school and high school teams to join us at the Cisler Center for a celebration of Pi Day for 2026!
Teachers can register teams of five students. Registration deadline is March 12, 2026.



Teachers can register teams of five students. Registration deadline is March 12, 2026.

Pi Day Flyer and Registration

HACK LIKE A YOOPER YOOPERCON 2026

March 11, 2026

NMU Northern Center - Marquette, MI

SKILL LEVEL UP!



THIS YEAR'S LINEUP

ASK AI RIGHT
CAREER Q&A
CYBER BINGO
METADATA MAYHEM
GAMER'S CHALLENGE
NETWORK TOPO
DIGITAL VAPOR TRAILS
TEACHABLE MACHINES
HACK A HOUSE
KC-7

A One-day Event for high school students to get hands-on with cybersecurity

Hosted by NMU's

Upper Peninsula Cybersecurity Institute,
Glenn T. Seaborg Center, and
MISTEM Network- Region 15



Registration is free

All registered student and teachers
will receive a lunch and t-shirt!



YooperCon 2026

Attention Regional High School Teachers: YooperCon 2026 registration is open now!

We invite you and your students to Hack Like a Yooper on March 11, 2026 at the Northern Center on the campus of Northern Michigan University in Marquette, MI.

[Register HERE!](#)

If you would like to share the event flyer with other teachers or administrators, you can download the flyer using the button below.

[YooperCon 2026 Event Flyer](#)

If you or someone you know wants to help with YooperCon as an event volunteer, please use or share this form:

[YooperCon 2026 Volunteer Sign-up](#)

We look forward to seeing you in March! If you have any questions about YooperCon or other cybersecurity opportunities for you and your students, please email upcyber@nmu.edu.

Professional Learning

Desmos in Action Workshop

We are excited to announce the upcoming **Desmos in Action** workshop, facilitated by Andy Malbouef ([bio](#)), on **Tuesday, February 17, 2026, from 9:00 a.m. to 3:00 p.m. at the EUPISD Central Office.**

This free, hands-on training is designed for **grades 6–12 educators** and will highlight practical ways to use Desmos calculators and activities to:

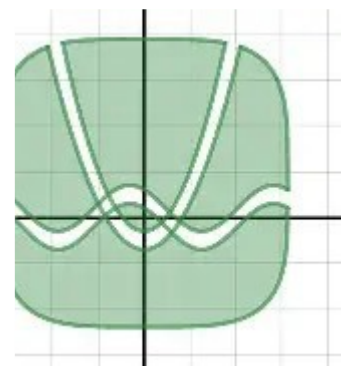
- Increase student engagement and participation in math lessons.
- Deepen student understanding through multiple representations and problem-solving strategies.
- Build familiarity with embedded Desmos tools for the P/SAT.
- Explore classroom-tested techniques that support risk-taking, reasoning, and collaboration.

Training includes:

- Day 1: Hands-on practice with calculators and ready-made activities.
- Day 2: Co-planning lessons and observing a live Desmos classroom.
- A 168-page digital resource handbook.
- Ongoing support from the facilitator via email or Zoom.

Day 1 Details:

- **Date:** February 17, 2026
- **Time:** 9:00 a.m. – 3:00 p.m.
- **Location:** EUPISD Central Office, 315 Armory Place, Sault Ste. Marie, MI
- **Cost:** Free (Lunch provided; \$125 per day for subs covered)
- **SCECHs:** 10 available




- **Registration Deadline:** February 6, 2026

Day 2 Details: Date and location determined at a later date

[Registration Link](#)

Elementary Science Teacher Leader Corps - Observation through Instructional Rounds

Teacher Leaders have identified the need to focus on a community of practice in which they can share through the observation of instruction. The days at the school districts would consist of observation of classroom instruction followed by a professional learning protocol to learn from those observations. The goal is to increase instructional capacity and our ability to support high quality instruction. These days will also function to identify and develop projects within the group that stem from the needs and goals that are identified through our professional learning and observation process. Goals and deliverables will be established, and this work will be shared regionally as the projects develop.

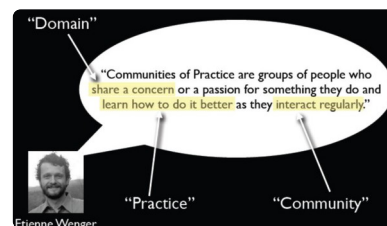


Classroom observations and meetings will take place at Rudyard Elementary on October 22, 2025 and Sault Elementary on March 10, 2026.

[Register HERE](#)

EUP Regional Communities of Practice

Regional communities of practice are designed for teachers to improve teaching and learning, focusing on challenges in the classroom and innovative practices. Members will share ideas, strategies, and resources, offer feedback and engage in professional learning, fostering a culture of continuous improvement. This collaboration will strengthen individual practices and the school community, leading to positive educational outcomes.



- [Secondary Math Community of Practice](#)
- [Secondary Science Community of Practice](#)
- Career and Technical Education Community of Practice
- [Secondary Social Studies Community of Practice](#)
- [Elementary grades K-1-2 Community of Practice](#)

- [Elementary grades 3-4-5 Community of Practice](#)
- [Indigenous Education Community of Practice](#)
- [6-12 Language Arts Community of Practice](#)
- [EUP: Health and PE Community of Practice](#)
- [VPAA Community of Practice](#)
- [World Languages Community of Practice](#)
- [Special Education Master Teacher Community of Practice](#)

Grant Opportunities

Seeds for STEM - Projects Announced!

Seeds for STEM is a partnership between the EUPISD, EUP MiSTEM Region and the Chippewa County Community Foundation. Teachers can apply for funding to support project, problem, and place-based learning. Proposals were received from schools across the Eastern Upper Peninsula, and the following were awarded with a combined funding total of over \$12,500!



- Sault Area High School: Becky Arbic – Roar Rocket Sk8board Manufacturing
- Sault Area High School: Marielle Sirk – Reviving Anatomy Education Through Hands-on Fetal Pig Dissection
- Malcolm High School: Susy Talentino – From Pain to Passion to Purpose
- EUPISD Learning Center: Gwen Malaska – Hying Up Our Hydroponics
- Moran Township School: Jaime Clark – 3D Printing in the Classroom
- Pickford Elementary School: Rachel Horde – Pumpkin Life Cycle and STEM Exploration
- Pickford Elementary School: Wendy Halsey – Michigan Lumber – Then, Now and the Future
- Pickford Elementary School: Jessie Metrish-Lytle – Soo Locks Boat Tour for Earth Science

New: MiSTEM Collaboratives Website

Click [here](#) to see the new MiSTEM Collaboratives Website for Computer Science, Math and Science/Engineering!



Schoolyear professional learning opportunities with Square One can be found [HERE](#).

Michigan Agriculture in the Classroom

Did you know that Michigan is the nation's second largest producer of apples? There are more than 17.6 million apple trees covering 38,000 acres on 850 family run farms in Michigan. Growers pride themselves on a rich heritage of producing an array of Michigan apple varieties.



Here are some [Lessons and resources](#)!

STEM Teaching Tools

The [STEM Teaching Tools](#) are resources that have been developed through a project called [ACESSE](#) through the Council of State Science Supervisors. EUP teacher Billie Ennes was part of the team from Michigan, along with MiSTEM Executive Director Megan Schrauben who contributed to the development of the [newest STEM Teaching Tool](#) aimed at helping STEM education leaders move with community towards culturally affirming and sustaining practices! Thank you to Billie for representing Michigan and the EUP!

Connecting with Business and Industry Partners

Chippewa County EDC

Luce County EDC

Sault Ste. Marie EDC

Mackinac County Economic Alliance

Chippewa County Community Foundation

Lake Superior State University

Bay Mills Community College

Eastern Upper Peninsula Intermediate School District

Career Connections

We are working with a number of partner organizations regionally and statewide to provide connections between employers, students, job seekers, and economic development organizations. If you are from any of those sectors and are interested in discussing career awareness, internships, apprenticeships, work-based learning, and training/education please reach out to us! Here are a few of our partner resources that you may find helpful.



[UP Michigan Works!](#)



[Tomorrow's Talent Series](#)



[Michigan Department of Labor and Economic Opportunity](#)



Contact the EUP MiSTEM Region

Email: eupstem@eupschools.org

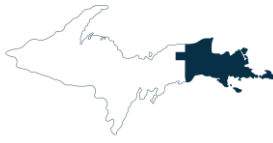
In the Background...

Students at the EUP Regional Science and Engineering Fair



Kevin St. Onge

Kevin is using Smore to create beautiful newsletters



Multi-Factor Authentication

We will host an overview|Q&A session for the regional tech group on Tuesday, Feb 10 and are continuing the Duo rollout to all regional staff accounts. We are excited to have ~200 completed thus far.

EUP E-Rate Consortium RFP for Network Services

We are preparing a bid response for the RFP that closes February 27.

Windows 10 Update

We ended up procuring Extended Support licenses for the couple districts not able to upgrade or remove their Windows 10 devices after that Operating System went out of support in October. This license type provides critical security updates for up to 3 years, good insurance while we work with district techs to remove them as soon as feasible.



FINANCE/HUMAN RESOURCES REPORT TO THE EASTERN UPPER PENINSULA INTERMEDIATE SCHOOL DISTRICT BOARD OF EDUCATION

Dena Mayer, Director of Finance and Human Resources

February 2026



BUSINESS/FINANCE

2025-26 Budgets. We are working on the second budget amendment for this year and plan to present it next month.

2026-27 Budgets. We are working on next year’s budget with the information we have at this time. We are still awaiting the release of the executive budget recommendation, which we expect next week. We will present the budget next month with the information that we have so that it can be sent to the counties by the April 1 due date. It will also be shared with our local district superintendents at the monthly March meeting.

January 2026, Financials. The financials are still being worked on and will be posted to the agenda as soon as possible.

Vehicle Purchases. With the continued expansion of programs and staffing, and an aging fleet, we are finding a greater need for not only additional fleet vehicles, but replacement of existing. You have approved set dollar amounts in the past and that has worked well for us to make local purchases. We currently have \$39,676 remaining and have two vehicle purchases pending for a total of \$59,700. We are requesting an additional \$100,000 to allow for flexibility in making these purchases so we can continue smooth operations and purchase new, if we can find those at the state bid price. With this approval and two purchases, we will have approximately \$80,000 available to continue to replace our aging fleet and expanding needs.



HUMAN RESOURCES

Leave of Absence – Kelli Fenlon-Wiinamaki, Early Childhood Special Education Teacher, has requested an intermittent unpaid leave of absence of 12 days through August 2026.



New Hires:

- **Edyn Nettleton** – School Psychology Intern (Fall 2026)

Resignations:

- **Stephanie Davis** – School Based Mental Health Provider
- **Kayla Parr** – Learning Center Instructional Aide
- **Alexander Muir** – Shared Services Business Manager

Retirements:

- None.

New Hires/Resignations – Contracted:

- None.



Updates:

Due to a shift from a virtual contracted speech provider to an in-person therapy provider, **Melissa Meehan**, who was hired last month, has been transferred from a Virtual Therapy Aide to the Learning Center Instructional Aide.

Update on Current Openings:



- Custodian - Substitute
- Shared Services Business Manager
- Registered Behavior Technicians (RBT) (one position)
- Occupational Therapist (OT) (two positions)
- Occupational Therapist Assistant (OTA)
- School-Based Mental Health Provider
- Speech and Language Pathologist
- Special Education Teachers

Please contact me with any questions or concerns at 906-632-3373 ext. 5126 or by email at dmayer@eupschools.org

EUPISD COMMON CALENDAR 2026-2031

	2024-25	2025-26	2026-27	2027-28	2028-2029	2029-2030	2030-2031
Labor Day	Sept. 2	Sept. 1	Sept. 7	Sept. 6	Sept. 4	Sept. 3	Sept. 2
First Day of School	Sept. 3	Sept. 2	Sept. 8	Sept. 7	Sept. 5	Sept. 4	Sept. 3
October regional PD	Oct. 14	Oct. 13	Oct. 12	Oct. 11	Oct. 9	Oct. 8	Oct. 14
<i>Indigenous People's Day</i>	<i>Oct. 14</i>	<i>Oct. 13</i>	<i>Oct. 12</i>	<i>Oct. 11</i>	<i>Oct. 9</i>	<i>Oct. 8</i>	<i>Oct. 14</i>
Thanksgiving Break	Nov. 28-29	Nov. 27-28	Nov. 26-27	Nov. 25-26	Nov. 23-24	Nov. 22-23	Nov. 28-29
Winter Break	Mon., Dec. 23 – Wed., Jan. 1 (8 days)	Mon., Dec. 22 – Fri., Jan. 2 (8 days)	Wed., Dec. 23 – Fri., Jan. 1 (8 days)	Wed., Dec 22- Fri., Dec. 31 (8 days)	Fri., Dec 22 - Tues., Jan. 2 (8 days)	Mon., Dec. 24 - Wed., Jan. 2 (8 days)	Mon., Dec. 23- Wed., Jan 1 (8 days)
<i>Martin Luther King, Jr. Day</i>	<i>Jan. 20</i>	<i>Jan. 19</i>	<i>Jan. 18</i>	<i>Jan. 17</i>	<i>Jan. 15</i>	<i>Jan. 21</i>	<i>Jan. 20</i>
<i>February regional PD</i>	<i>Feb. 17</i>	<i>Feb. 16</i>	<i>Feb. 15</i>	<i>Feb. 21</i>	<i>Feb. 19</i>	<i>Feb. 18</i>	<i>Feb. 17</i>
Spring Break	Mon., March 24 – Fri., March 28	Mon., March 30 – Fri, Apr 3	Mon., March 29 – Fri., April 2	Mon., March 27 – Fri., March 31	Mon., March 26 - Fri., March 30	Mon., March 25 - Fri., March 29	Mon., March 24- Fri., March 28
Memorial Day	May 26	May 25	May 31	May 29	May 28	May 27	May 26

MCL 380.1175 If January 1st falls on a Sunday, public schools cannot be open that Monday January 2nd.

Easter 4/20 Easter 4/5 Easter 3/28 Easter 4/16 Easter 4/1 Easter 4/21 Easter 4/13₅₅

Italicized-information only

Eastern Upper Peninsula Intermediate School District

2026-2027 SCHOOL YEAR CALENDAR

MONTH	WORK DAYS	NON-WORK DAYS AND DATES	
		# of days	Date(s)
	12 month		
JULY	22	1	3
AUGUST	21	0	
SEPTEMBER	21	1	7
OCTOBER	22	0	
NOVEMBER	19	2	26, 27
DECEMBER	16	7	23, 24, 25, 28, 29, 30, 31
JANUARY	20	1	1
FEBRUARY	20	0	
MARCH	22	1	31
APRIL	20	2	1, 2
MAY	20	1	31
JUNE	22	0	
TOTAL	245	16	

12-month Employees

First Contract Day - 1 July 2026
 245th Contract Day - 30 June 2027

200, 210, 220, & 230-day Employees

First Contract Day - 1 July 2026
 200/210/220/230th Contract Day - 30 June 2027

Note:

All employees working fewer than 245 days have schedules individually set for the project needs.

Out of State Travel Request

Council of Administrators of Special Education (CASE) Academy of Law and Leadership

April 21-23, 2026

Atlanta, Georgia

As part of her ongoing participation in the CASE Special Education Leadership Institute, Merran Arbic is requesting out-of-state travel to the Academy of Law and Leadership in Atlanta, Georgia.

Registration – \$ 800 (Grand Total of all four travels \$3200)

Hotel (4 nights, 1 rooms) \$ 521 per night per room = \$2200

Meals (5 breakfast = \$90; 6 lunch = \$120; 6 dinner = \$180 – total \$X each) = \$390

Airfare (CIU to Atlanta – dates April 20-April 24) \$600.00

Taxi / Transportation (airport to hotel) = \$100

Total = \$4090

**EASTERN UPPER PENINSULA ISD
REQUEST TO ATTEND OVERNIGHT CONFERENCE/WORKSHOP
REQUEST FORM**

Name: Merran Arbic

Conference: CASE: Leadership Institute

Date(s) of Conference: April 21-23, 2026

Conference Location: Atlanta, Georgia

Funding Source: Special Education

ASN/Account #: 22.1283.081.1790.3220.01

Justification for Travel: Acceptance into the CASE Leadership Institute Cohort 2

INSTRUCTIONS FOR COMPLETION

- A. Submit this completed request form to the supervisor for approval prior to conference/workshop.
- B. After approval, request form is returned to conference/workshop participant.
- C. Immediately after attending conference/workshop, staff member submits completed request form with actual costs to supervisor. Supervisors retain form by department.
- D. **NEW- If out of state**, please submit a copy of the completed form to the Business Office - required to be posted by the MDE.

ESTIMATED

Complete PRIOR to Attending

\$ 800 (3200 for all) Registration
 \$ 390.00 *Meals-see below
 \$ 2200.00 Lodging
 \$ _____ Mileage
 \$ 700.00 Misc.(Airfare and Taxi)
 \$ 4090.00 **TOTAL**

Merran Arbic 1/13/26
 Employee Signature Date

PRE TRAVEL APPROVAL

Approved Denied

[Signature] 1/13/26
 Supervisor Signature Date

ACTUAL COSTS

Complete AFTER Attending

\$ _____
 \$ _____
 \$ _____
 \$ _____
 \$ _____
 \$ _____

For all travel reimbursement, full itemization of expenditures is required.

Attach extra detail or breakdown of funding sources as needed.

Out-of-state travel requires prior Board approval.

Exceptions to the reimbursement rates require advance Superintendent approval.

 Employee Signature Date

POST TRAVEL APPROVAL

 Supervisor Signature Date

_5 # of Breakfasts @ \$14.00	=	\$ <u>90</u>
_6# of Lunches @ \$16.00	=	\$ <u>120</u>
6 # of Dinners @ \$29.00	=	\$ <u>180</u>
Total Available for All Meals		\$ <u>390</u>

Break out the partial travel days and where some meals are provided as part of the event.

Staff are expected to exercise reasonable care with expenses and attach detailed receipts for reimbursement.

Subject: Society for Public Health Education Conference 2026 - Professional Development Request

Dear EUP ISD Board of Education,

I am writing to request the opportunity to attend the 2026 Society for Public Health Education Conference - Local Roots, Global Impact: Transforming Health through Education. This conference takes place in Portland, OR from April 22-24, 2026. This conference unites 800+ leading voices in school health and public education, promotion and practice.

The conference offers professional learning opportunities on differing tracks, including:

- Program planning & evaluation (2nd priority)
- Leadership, mentoring, and training the next workforce (3rd priority)
- Health Communication
- Policy and Advocacy (1st Priority)
- Social Justice and Health Equity

The primary outcomes of the conference are opportunities to engage in discipline-specific challenges, connect with thought-leaders and subject matter experts in health education, promotion and practice and leave with educational resources to share with colleagues and educators.

The conference will be paid for by Michigan Council for Maternal & Child Health (MCMCH) grant funding, and reimbursed by the Michigan School Health Coordinators' Association capacity grant. Funding for two members of the Michigan School Health Coordinators' Association (MiSHCA) to attend a national conference in 2026 and 2027 was included in the capacity grant language, and my attendance has been approved by the fiduciary of the grant - the Michigan Organization for Adolescent Sexual Health (MOASH). The net cost for the EUP ISD for my attendance to the conference will be \$0, with funds being reimbursed by May 2026.

Here is an approximate breakdown of the conference costs:


- Mileage:
 - Airfare: \$950
 - Transportation: \$150 (taxi estimate)
- Hotel: \$550
- Meals: \$279
- Conference Fee: \$645
- **Total: \$2,529**

Thank you for considering this request,

Helen Craig

Helen Craig
Regional School Health Coordinator

Region 1 (Three-Year Term)



Brad Baltensperger INCUMBENT

Houghton-Portage Township Schools, Houghton County

**Time served
on this board:**

38 years

Offices held:

President, Vice
President, Secretary,
and Treasurer

MASB Certification:

Certified Boardmember Award

Award of Merit

Award of Distinction

Master Boardmember

Master Diamond

Master Platinum

President's Award of Recognition

Election Statement:

The Michigan Association of School Boards is a leading voice for public education in Michigan. It provides leadership development services for school board members across the state so they can do their jobs. MASB also brings the concerns of school boards to the legislature and the media. The Board of Directors helps guide these activities.

Upper Peninsula schools struggle with many challenges—high transportation costs, teacher shortages, unpredictable funding, and multiple issues of particular concern to small and rural school districts. MASB is THE critical resource helping board members find solutions. I am proud that the organization has undertaken several important initiatives to assist UP board members in their leadership roles, including a wide range of online courses, incentives for participation in MASB events, and the Upper Peninsula Advocacy Summit this fall in Marquette.

I have served on the Houghton-Portage Township School Board for a number of years. I also helped establish the Copper Country Association of School Boards, so that area board members would have opportunities to celebrate public education and to discuss issues of mutual concern with one another. MASB is committed to strategies and policies that support student learning and help board members govern wisely to enable all students to succeed. If re-elected to the MASB Board of Directors, I will continue to speak up for the needs of UP schools so we can all respond to the challenges of our local communities in providing excellent education for our students.

Region 1 (Three-Year Term)



JJ Johnson-Reeves

Escanaba Area Public Schools, Delta County

**Time served
on this board:**

3 years

Offices held:

Secretary

MASB Certification:

Certified Boardmember Award

Award of Merit

Award of Distinction

Advocacy Skills Specialty Certification

Community Relations Certification

Data Skills Specialty Certification

Finance Certification

Leadership Certification

Election Statement:

Michigan’s public schools stand at a pivotal moment as districts respond to evolving student needs, workforce demands, and community expectations. I believe deeply that public education is the foundation of a thriving and equitable society. I am committed to ensuring that every district—large or small, rural or urban—has the support, resources, and vision necessary to help students succeed. This includes strengthening the systems that serve students, empowering the educators who lead classrooms, and equipping school boards with the tools, training, and advocacy needed for effective governance.

My professional background and board service have prepared me to contribute meaningfully at the statewide level as a member of the MASB Board of Directors. As the owner of a small personal-lines insurance agency serving the educational community, I have developed strong experience in budgeting, policy and procedure development, risk management, and community-centered leadership. In addition, my service as Secretary of the Escanaba Area Public Schools Board of Education has reinforced the importance of sound governance, transparency, and trust-building with families and stakeholders. These roles have strengthened my ability to listen thoughtfully, collaborate across differing perspectives, and make decisions grounded in both data and compassion—always keeping students at the center of the work. I bring a leadership mindset that is both pragmatic and aspirational, rooted in real-world experience and driven by a belief that our systems can and must improve.

The challenges facing public education in Michigan are well known: recruiting and retaining exceptional educators, addressing student mental health needs, ensuring equitable and sustainable funding, and preparing students for a rapidly changing economy. MASB plays a vital role in helping districts meet these challenges through high-quality governance training, strong legislative advocacy, and a commitment to continuous improvement. I am seeking a seat on the MASB Board of Directors to help strengthen the partnership between local boards and the statewide organization that supports them. I will bring a steady, solutions-focused voice dedicated to elevating board governance, championing public education, and ensuring that MASB remains a trusted and effective resource for every district in Michigan. It would be an honor to serve and advance MASB’s mission on behalf of Michigan’s students, families, and communities. Our students deserve nothing less than our most courageous thinking and our most determined actions.