

EASTERN UPPER PENINSULA INTERMEDIATE SCHOOL DISTRICT
BOARD OF EDUCATION BOARD AGENDA

Wednesday, September 10, 2025, 5:00 PM

In person
EUPISD Central Office
315 Armory Place
Sault Ste. Marie, MI 49783

- I. Roll Call
- II. Approval of Agenda
Approval of the Agenda as presented.
- III. Communications/Recognition/Presentation
Presentation: Tammy Hazley - SDI for Math and Reading
- IV. Minutes
 - A. Approval of Regular Meeting minutes of August 13, 2025 3
- V. Financial Report and Approval of Bills 5
The financial status of the district is represented by the Balance Sheet and Financial Statement for August. Attached are the Cash and Investment Report and a list of payments for the month of August which are presented for your review and approval.
- VI. Public Comment
- VII. Reports
 - A. Board of Education
 - B. Regular
 - 1. Superintendent 36
 - 2. Special Education & EUPISD Learning Center 37
 - 3. Early Childhood 40
 - 4. General Education, CTE, & STEM 43
EUP MiSTEM Region Newsletter | Smore Newsletters for Education
 - 5. Technology 54
 - 6. Finance & Human Resources 55
- VIII. Unfinished Business
- IX. New Business
 - A. Approval for Out-of-State Travel 57

This request is for Katia Hughes, Transition Coordinator/Special Education Supervisor, to attend the Division on Career Development and Transition (DCDT) International Conference, in Denver, CO, October 8-12, 2025 in an amount not to exceed \$2,940 with costs covered by the Special Education Budget.

Additional request for Rachel Fuerer, Director of Special Education, to attend the Council for Administrators of Special Education (CASE) Conference, in Oklahoma City, Oklahoma, November 4-7, 2025, in an amount not to exceed \$2,932 with costs covered by the Special Education Budget.

- B. Approval to Open Bank Account at Central Savings Bank
Seeking approval to open a bank account at Central Savings Bank (CSB) under the EUPISD for MASA Region 1; with the MASA Region 1 Treasurer (currently Vince Gross, Whitefish Township Superintendent) designated as the authorized signer.

For record keeping purposes, access to account records will also be granted to Dena Mayer, EUPISD Director of Finance and Human Resources, and Angie McArthur, EUPISD Superintendent.

- C. Approval of Contract to develop the EC-SAT On-Demand Learning Module

Background:

Over the past year, the Early Childhood Student Assistance Team (EC-SAT) process has undergone a redesign to improve consistency, efficiency, and accessibility for educators and service providers across our region. As part of this work, new intake forms and updated guidance have been introduced to streamline referrals and ensure earlier identification and support for children with learning and behavioral needs. While in-person and virtual trainings have supported implementation, there remains a need for a standardized, flexible training option to reach a wide range of audiences, including general education teachers, special education providers, administrators, and early childhood consultants.

Rationale:

An on-demand learning module will provide a sustainable way to orient and train staff on the EC-SAT process. The course will ensure consistent understanding of expectations and procedures, while also accommodating varying schedules and staff turnover. The training will include interactive components, embedded knowledge checks, and downloadable resources to support application in practice.

This investment will provide a high-quality, accessible training resource that strengthens fidelity of implementation and supports the long-term success of the EC-SAT system redesign.

- X. Additional Business
- XI. Adjourn

MINUTES OF THE REGULAR MEETING OF THE BOARD OF EDUCATION
OF THE
EASTERN UPPER PENINSULA INTERMEDIATE SCHOOL DISTRICT

EUPISD CENTRAL OFFICE
SAULT STE. MARIE, MICHIGAN

August 13, 2025
5:00 P.M.

The regular meeting of the Board of Education of the Eastern Upper Peninsula Intermediate School District was called to order at 5:02 p.m. by President Patricia Weinreis.

I. ROLL CALL

- A. Board Members Present: Eric Galer, Patricia Weinreis, Don Gustafson, Christine Curtis, Tammy Lasley-Henry, Kurt Perron
- B. Board Members Absent: Doug Besteman
- C. EUPISD Staff Present: A. McArthur, R. Fuerer, R. Byma, D. Reintsma
- D. Visitors: None

II. APPROVAL OF THE AGENDA

- A. Moved by Gustafson, supported by Galer, to approve the agenda as presented. Motion **CARRIED** (unanimous).

III. COMMUNICATION/RECOGNITION/PRESENTATION -none

IV. MINUTES

- A. Moved by Lasley-Henry, supported by Gustafson, to approve the regular meeting minutes of July 9, 2025. Motion **CARRIED** (unanimous).

V. FINANCIAL REPORT AND APPROVAL OF BILLS

- A. Moved by Perron, supported by Lasley-Henry, to approve July period 13 payments in the total amount of \$2,478,777 and the July period 1 payments in the total amount of \$980,446. Motion **CARRIED** (unanimous).

VI. PUBLIC COMMENT

- A. None

VII. REPORTS

- A. Board of Education
 - 1. None
- B. Regular
 - 1. Superintendent McArthur updated the board on legislation, EUPISD website host transition, the Central Office Renovation Project, and local districts' superintendent changes.
 - 2. Other reports were received as presented.

VIII. UNFINISHED BUSINESS -none

IX. NEW BUSINESS

- A. Moved by Perron, supported by Curtis, to designate Eric Galer as the 2025 MASB Voting Delegate with Patti Weinreis as an alternate. Motion **CARRIED** (unanimous)
- B. Moved by Galer, supported by Gustafson, to approve the July 2025 Thrun Policy Update. Motion **CARRIED** (unanimous)
- C. Moved by Lasley-Henry, supported by Curtis, to approve the purchase of new and replacement technology as presented. Motion **CARRIED** (unanimous)
- D. Moved by Gustafson, supported by Lasley-Henry, to recognize the attainment of tenure of Alexis Duncan, Special Education Teacher, under the provisions of the Michigan Tenure Act. Motion **CARRIED** (unanimous)
- E. Moved by Curtis, supported by Gustafson, to approve a job description for an Indigenous Curriculum Consultant. Motion **CARRIED** (unanimous)
- F. Moved by Galer, supported by Perron, to extended a leave of absence for Isabella Sebastian, Computer Systems Technician, through December 31, 2025. Motion **CARRIED** (unanimous)
- G. Moved by Lasley-Henry, supported by Curtis, to approve out of state travel requests as presented. Motion **CARRIED** (unanimous)
- H. Moved by Galer, supported by Lasley-Henry, to approve adjustments of substitute pay rates as presented, effective September 1, 2025. Motion **CARRIED** (unanimous)

X. ADDITIONAL BUSINESS - none

XI. ADJOURN

- A. Moved by Perron, supported by Gustafson, to adjourn the meeting at 6:10 p.m. Motion **CARRIED** (unanimous).

Respectfully Submitted:

Approved:

Don Gustafson
Secretary


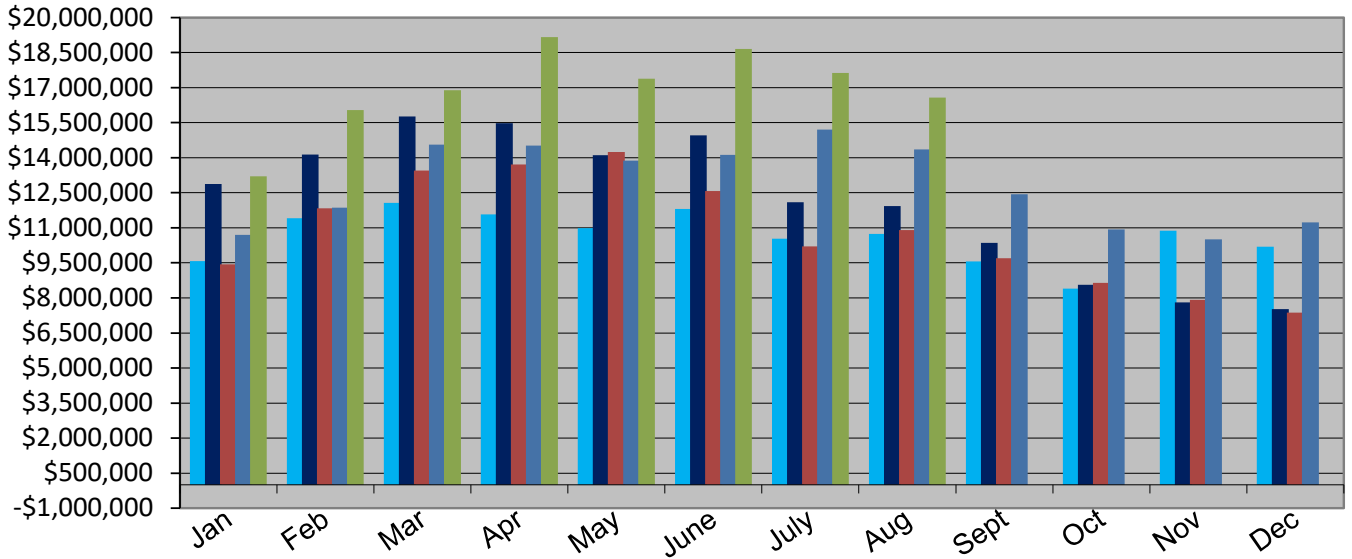
Patricia Weinreis
President

EASTERN UPPER PENINSULA INTERMEDIATE SCHOOL DISTRICT CASH AND INVESTMENT REPORT

August 31, 2025

<u>BANK</u>	<u>ACCOUNT TYPE</u>	<u>BANK BALANCE</u>	<u>INTEREST RATE</u>	<u>INTEREST EARNED</u>	<u>MATURITY DATE</u>
4Front Credit Union	Savings/Checking	\$ 1,080,038	0.46%	\$ 426	
Huntington Bank	Savings	\$ 370,523	0.25%	\$ 76	
Central Savings Bank	CD	\$ 257,921	2.47%	\$ -	1/12/2026
Central Savings Bank	Savings	\$ 211,435	3.15%	\$ 438	
MILAF	Pool	<u>\$ 14,648,808</u>	4.28%	<u>\$ 54,208</u>	
Total Cash Invested		<u>\$ 16,568,725</u>		<u>\$ 55,148</u>	

BANK CASH BALANCE HISTORY



EASTERN UPPER PENINSULA ISD

Check Register - August 2025

Fund Charged	Fund Title	Vendor Name	Period	Check Date	Check Number	Transaction Description	Transaction Amount	Budget Unit	Account Code	
11	GENERAL FUND	ACRISURE GREAT LAKES TRUST	2	08/05/2025	103805	HR CONSULTING RETAINE	\$1,000.00	11.1283.000.1065	3190.01	
		ACRISURE GREAT LAKES TRUST - Total						\$1,000.00		
		ACTIVE INTERNET TECHNOLOGIES, LLC	2	08/12/2025	103823	FINALSITE WEBSITE	\$3,344.00	11.1261.000.1080	4910.05	
		ACTIVE INTERNET TECHNOLOGIES, LLC - Total						\$3,344.00		
		ADN ADMINISTRATORS INC.	2	08/06/2025	V906883	JULY 2025 CLAIMS	\$12,282.16	11	B451.09	
		ADN ADMINISTRATORS INC. - Total						\$12,282.16		
		AFLAC	2	08/27/2025	304178	CC OWES	\$49.30	11	B451.10	
			2	08/27/2025	304178	DED:6001 AFLAC-AT	\$882.82	11	B451.10	
			2	08/27/2025	304178	DED:6002 AFLAC PRE	\$1,511.88	11	B451.10	
		AFLAC - Total						\$2,444.00		
		AMERICAN FIDELITY	2	08/11/2025	304158	CC OWES	\$62.50	11	B451.23	
			2	08/11/2025	304158	DED:6050 AF DEP CAR	\$119.05	11	B451.23	
			2	08/11/2025	304158	DED:6051 AF FSA	\$951.65	11	B451.23	
			2	08/11/2025	304158	HD OWES	(\$14.88)	11	B451.23	
			2	08/27/2025	304179	DED:6052 AF ACCIDNT	\$1,273.80	11	B451.23	
			2	08/27/2025	304179	DED:6053 AF CANCER	\$863.70	11	B451.23	
			2	08/27/2025	304179	DED:6054 AF CANCER	\$201.70	11	B451.23	
			2	08/27/2025	304179	DED:6055 AF DISBLTY	\$241.00	11	B451.23	
			2	08/27/2025	304179	DED:6056 AF CRT ILL	\$179.84	11	B451.23	
			2	08/27/2025	304179	DED:6057 AF HOSPITL	\$348.80	11	B451.23	
			2	08/27/2025	304179	DED:6058 AF LIFE	\$829.88	11	B451.23	
			2	08/27/2025	304179	NS	(\$112.30)	11	B451.23	
			2	08/27/2025	304180	CC OWES	\$62.50	11	B451.23	
			2	08/27/2025	304180	DED:6050 AF DEP CAR	\$119.05	11	B451.23	
			2	08/27/2025	304180	DED:6051 AF FSA	\$951.65	11	B451.23	
			2	08/27/2025	304180	HD OWED	(\$14.88)	11	B451.23	
		AMERICAN FIDELITY - Total						\$6,063.06		
		APRIL BROOD	2	08/20/2025	103842		\$150.00	11.1221.000.2012	3120.05	
			2	08/20/2025	103842	SUMMER SCNCE MSTA MBR	\$46.58	11.1221.000.2012	3120.05	
		APRIL BROOD - Total						\$196.58		
		AT&T	2	08/12/2025	103825	JULY25 ISDCO ELEVATOR	\$98.24	11.1261.000.1080	3410.01	
		AT&T - Total						\$98.24		
		BAY MILLS RESORT & CASINOS	2	08/27/2025	103861	AUG25 ALL-STAFF	\$3,832.00	11.1221.000.1052	3220.05	
		BAY MILLS RESORT & CASINOS - Total						\$3,832.00		
		BMO FINANCIAL GROUP	2	08/22/2025	600589	PCARD-ARMSTRONG T	\$43.42	11.1213.000.2041	3410.02	
			2	08/22/2025	600589	PCARD-ARMSTRONG T	\$43.42	11.1226.000.2041	3410.02	
			2	08/22/2025	600589	PCARD-ARMSTRONG T	\$82.67	11.1219.000.2041	3410.02	
			2	08/22/2025	600589	PCARD-BENNET C	\$55.81	11.1221.000.3081	5110.01	
			2	08/22/2025	600589	PCARD-BENNET C	\$494.94	11.1259.000.1100	9999.03	
			2	08/22/2025	600589	PCARD-BRINDLEY L	\$144.59	11.1289.000.1320	3220.01	
			2	08/22/2025	600589	PCARD-CRAIG H	\$40.00	11.1221.000.2039	3220.01	
			2	08/22/2025	600589	PCARD-CRAIG H	\$195.82	11.1221.000.2029	3220.01	

EASTERN UPPER PENINSULA ISD

Check Register - August 2025

Fund Charged	Fund Title	Vendor Name	Period	Check Date	Check Number	Transaction Description	Transaction Amount	Budget Unit	Account Code		
11	GENERAL FUND	BMO FINANCIAL GROUP	2	08/22/2025	600589	PCARD-DAVIS J	\$43.31	11.1261.000.1080	3220.01		
			2	08/22/2025	600589	PCARD-DAVIS J	\$75.00	11.1261.000.1080	7410.01		
			2	08/22/2025	600589	PCARD-DAVIS J	\$117.83	11.1259.000.1100	9999.04		
			2	08/22/2025	600589	PCARD-DUTCHER K	\$36.48	11.1221.000.1370	7910.01		
			2	08/22/2025	600589	PCARD-DUTCHER K	\$99.06	11.1283.000.1095	5990.01		
			2	08/22/2025	600589	PCARD-DUTCHER K	\$387.83	11.1261.000.1080	3410.02		
			2	08/22/2025	600589	PCARD-FRINFROCK P	\$179.14	11.1221.000.3070	3220.01		
			2	08/22/2025	600589	PCARD-FRINFROCK P	\$528.84	11.1259.000.1100	9999.03		
			2	08/22/2025	600589	PCARD-HANDZIAK A	\$185.96	11.1221.000.3081	5110.01		
			2	08/22/2025	600589	PCARD-LUBBEN S	\$90.00	11.1252.000.1060	3220.01		
			2	08/22/2025	600589	PCARD-MASUGA V	(\$3,091.40)	11.1259.000.1100	9999.03		
			2	08/22/2025	600589	PCARD-MASUGA V	\$136.82	11.1221.000.3070	5110.01		
			2	08/22/2025	600589	PCARD-MASUGA V	\$266.17	11.1221.000.1370	3220.01		
			2	08/22/2025	600589	PCARD-MAYER D	\$32.96	11.1283.000.1065	3220.01		
			2	08/22/2025	600589	PCARD-MAYER D	\$240.00	11.1252.000.1060	3220.01		
			2	08/22/2025	600589	PCARD-MAYER D	\$390.00	11.1283.000.1065	7410.01		
			2	08/22/2025	600589	PCARD-MAYER D	\$730.00	11.1252.000.1060	7410.01		
			2	08/22/2025	600589	PCARD-MAYER E	\$74.50	11.1232.000.1050	5990.01		
			2	08/22/2025	600589	PCARD-MAYER E	\$381.67	11.1261.000.1080	3410.02		
			2	08/22/2025	600589	PCARD-MCARTHUR A	\$371.63	11.1221.000.1052	3220.05		
			2	08/22/2025	600589	PCARD-MCARTHUR A	\$827.04	11.1232.000.1050	3220.01		
			2	08/22/2025	600589	PCARD-MCARTHUR A	\$2,284.95	11.1232.000.1050	7410.01		
			2	08/22/2025	600589	PCARD-MCARTHUR A	\$4,594.94	11.1283.000.1045	3510.03		
			2	08/22/2025	600589	PCARD-MCCONKEY Y	\$150.00	11.1283.000.1065	7410.01		
			2	08/22/2025	600589	PCARD-MCCORD T	\$310.00	11.1283.000.2095	7410.01		
			2	08/22/2025	600589	PCARD-MCKINNEY D	\$18.24	11.1261.000.1080	3410.02		
			2	08/22/2025	600589	PCARD-MCKINNEY D	\$31.38	11.1252.000.1060	5910.01		
			2	08/22/2025	600589	PCARD-MCKINNEY D	\$49.49	11.1283.000.1065	3410.02		
			2	08/22/2025	600589	PCARD-MILLER S	\$64.10	11.1218.000.2041	5110.01		
			2	08/22/2025	600589	PCARD-PARISH M	\$5.85	11.1261.000.1080	3430		
			2	08/22/2025	600589	PCARD-PARISH M	\$252.01	11.1232.000.1050	6420.01		
			2	08/22/2025	600589	PCARD-PARISH M	\$680.00	11.1221.000.3070	3220.01		
			2	08/22/2025	600589	PCARD-SANDVIK L	\$75.00	11.1252.000.1060	7410.01		
			2	08/22/2025	600589	PCARD-SANDVIK L	\$99.00	11.1285.000.1300	7410.01		
			2	08/22/2025	600589	PCARD-SANDVIK L	\$105.00	11.1252.000.1060	3220.01		
		2	08/22/2025	600589	PCARD-SANDVIK L	\$1,417.99	11.1261.000.1080	5520			
		2	08/22/2025	600589	PCARD-THOMPSON T	\$64.53	11.1221.000.3081	5110.01			
		BMO FINANCIAL GROUP - Total							\$13,405.99		
			BP		2	08/20/2025	304169	JULY REFUND EXTRA FEE	(\$12.00)	11.1259.000.1100	9999.04
		BP - Total							(\$12.00)		
			CITY OF SAULT STE MARIE		2	08/20/2025	103843	WATER/SEWER AUG 2025	\$162.03	11.1261.000.1080	3830
		CITY OF SAULT STE MARIE - Total							\$162.03		
			CMH EDUCATIONAL CONSULTING LLC		2	08/20/2025	103844	JULY PCM TRAINING	\$16,850.00	11.1232.000.1050	3220.01
					2	08/27/2025	103864	7/8/25 & 7/29/25	\$3,446.59	11.1221.000.3070	3220.01
					2	08/27/2025	103864	7/8/25 & 7/29/25	\$13,403.41	11.1221.000.3050	3220.01

EASTERN UPPER PENINSULA ISD

Check Register - August 2025

Fund Charged	Fund Title	Vendor Name	Period	Check Date	Check Number	Transaction Description	Transaction Amount	Budget Unit	Account Code	
11	GENERAL FUND	CMH EDUCATIONAL CONSULTING LLC - Total						\$33,700.00		
		COUNTY OF CHIPPEWA	2	08/06/2025	V906887	TAX CHARGEBACKS 2024	\$48.22	11.1259.000.1090	7910.04	
			2	08/21/2025	V906928	TAX CHARGEBACKS	\$43.74	11.1259.000.1090	7910.04	
			2	08/21/2025	V906928	TAX CHARGEBACKS 2024	\$114.42	11.1259.000.1090	7910.04	
			2	08/28/2025	V906946	TAX CHARGEBACKS 2024	\$20.81	11.1259.000.1090	7910.04	
		COUNTY OF CHIPPEWA - Total						\$227.19		
		DBA THE WICKED SISTER	2	08/06/2025	V906888	MSP/CHRISS TRAINING L	\$300.00	11.1232.000.1050	7910.01	
		DBA THE WICKED SISTER - Total						\$300.00		
		DEBRA EDINGTON	2	08/12/2025	103826	7/9/25 & 7/30/25	\$100.00	11.1227.000.1001	3190.01	
		DEBRA EDINGTON - Total						\$100.00		
		DTE ENERGY CO.	2	08/20/2025	103847	HEAT 7/3-8/4	\$53.91	11.1261.000.1080	5510	
		DTE ENERGY CO. - Total						\$53.91		
		EDMENTUM, INC.	2	08/20/2025	103848	INV3258698	\$4,350.00	11.1259.000.1100	9999.03	
			2	08/20/2025	103848	INV3258699	\$4,350.00	11.1259.000.1100	9999.03	
			2	08/20/2025	103848	INV3258711	\$2,900.00	11.1259.000.1100	9999.03	
			2	08/20/2025	103848	INV3258716	\$1,957.50	11.1259.000.1100	9999.03	
			2	08/20/2025	103848	INV3258724	\$754.00	11.1259.000.1100	9999.03	
			2	08/20/2025	103848	INV3258725	\$696.00	11.1259.000.1100	9999.03	
		EDMENTUM, INC. - Total						\$15,007.50		
		EDUSTAFF	2	08/14/2025	304165	PPE 07/20-08/02/2025	\$306.53	11.1261.000.1080	3190.01	
			2	08/14/2025	304165	PPE 07/20-08/02/2025	\$4,086.60	11.1221.000.3081	3190.04	
			2	08/25/2025	304173	PPE 08/03-08/16/2025	\$340.05	11.1261.000.1080	3190.01	
			2	08/25/2025	304173	PPE 08/03-08/16/2025	\$3,689.70	11.1221.000.3081	3190.04	
		EDUSTAFF - Total						\$8,422.88		
		EFTPS	2	08/11/2025	304159	DED:*FI FICA	\$40,589.34	11	B451.01	
			2	08/11/2025	304159	DED:*FM MEDICARE	\$9,492.68	11	B451.01	
			2	08/11/2025	304159	DED:*FT FEDERAL	\$23,290.62	11	B451.02	
			2	08/22/2025	304174	DED:*FI FICA	\$45,953.92	11	B451.01	
			2	08/22/2025	304174	DED:*FM MEDICARE	\$10,747.26	11	B451.01	
			2	08/22/2025	304174	DED:*FT FEDERAL	\$28,309.27	11	B451.02	
		EFTPS - Total						\$158,383.09		
		EPARS	2	08/11/2025	304160	DED:7200 403B	\$795.28	11	B451.13	
			2	08/11/2025	304160	DED:7201 403B	\$150.00	11	B451.13	
			2	08/11/2025	304160	DED:7202 403B	\$1,195.00	11	B451.13	
			2	08/11/2025	304160	DED:7203 403B	\$1,205.00	11	B451.13	
			2	08/11/2025	304160	DED:7204 403B	\$425.00	11	B451.13	
			2	08/11/2025	304160	DED:7213 403B%	\$532.23	11	B451.13	
			2	08/11/2025	304160	DED:7214 403B%	\$587.47	11	B451.13	
			2	08/11/2025	304160	DED:7263 403B%	\$208.94	11	B451.13	
			2	08/11/2025	304160	DED:7300 457 PRE T	\$537.00	11	B451.13	
			2	08/11/2025	304160	DED:7303 457 PRE T	\$905.00	11	B451.13	
			2	08/11/2025	304160	DED:7304 457 PRE T	\$1,600.00	11	B451.13	
			2	08/11/2025	304160	DED:7353 457 ROTH	\$600.00	11	B451.13	
			2	08/22/2025	304175	DED:7200 403B	\$795.28	11	B451.13	
			2	08/22/2025	304175	DED:7201 403B	\$150.00	11	B451.13	

EASTERN UPPER PENINSULA ISD

Check Register - August 2025

Fund Charged	Fund Title	Vendor Name	Period	Check Date	Check Number	Transaction Description	Transaction Amount	Budget Unit	Account Code
11	GENERAL FUND	EPARS	2	08/22/2025	304175	DED:7202 403B	\$1,195.00	11	B451.13
			2	08/22/2025	304175	DED:7203 403B	\$1,205.00	11	B451.13
			2	08/22/2025	304175	DED:7204 403B	\$425.00	11	B451.13
			2	08/22/2025	304175	DED:7213 403B%	\$590.16	11	B451.13
			2	08/22/2025	304175	DED:7214 403B%	\$620.93	11	B451.13
			2	08/22/2025	304175	DED:7263 403B%	\$208.94	11	B451.13
			2	08/22/2025	304175	DED:7300 457 PRE T	\$537.00	11	B451.13
			2	08/22/2025	304175	DED:7303 457 PRE T	\$905.00	11	B451.13
			2	08/22/2025	304175	DED:7304 457 PRE T	\$1,600.00	11	B451.13
			2	08/22/2025	304175	DED:7353 457 ROTH	\$600.00	11	B451.13
EPARS - Total							\$17,573.23		
		EUP TRANSPORTATION AUTHORITY	2	08/28/2025	V906951	DI FERRY-T. THOMPSON	\$120.00	11.1221.000.3081	3210.01
EUP TRANSPORTATION AUTHORITY - Total							\$120.00		
		EXPLORELEARNING, LLC	2	08/05/2025	103811	GIZMOS TEACHER PLUS STUDE	\$1,880.00	11.1259.000.1100	9999.03
EXPLORELEARNING, LLC - Total							\$1,880.00		
		GANNETT MEDIA CORP	2	08/20/2025	103849	JUL SCHOOLS OF CHOICE	\$254.74	11.1259.000.1100	9999.02
GANNETT MEDIA CORP - Total							\$254.74		
		GFL ENVIRONMENTAL USA INC	2	08/21/2025	V906929	CO TRASH AUG	\$411.68	11.1261.000.1080	3840
GFL ENVIRONMENTAL USA INC - Total							\$411.68		
		GORDON FOOD SERVICE	2	08/05/2025	103812	CRACKERS FORKS	\$139.03	11.1261.000.1080	5910.01
			2	08/05/2025	103812	TEA CRACKERS GRANOLA	\$255.84	11.1261.000.1080	5910.01
			2	08/27/2025	103865	SUPPLIES DSH DETRGNT	\$212.15	11.1261.000.1080	5910.01
GORDON FOOD SERVICE - Total							\$607.02		
		GRAND HOTEL	2	08/05/2025	103813	HIGH RLBLTY SCHOOLS	\$933.40	11.1259.000.1100	9999.03
GRAND HOTEL - Total							\$933.40		
		GREAT LAKES COCA-COLA DISTRIBUTION	2	08/12/2025	103829	POP	\$489.57	11.1261.000.1080	5990.02
			2	08/12/2025	103829	RETURNS	(\$48.00)	11.1261.000.1080	5990.02
GREAT LAKES COCA-COLA DISTRIBUTION - Total							\$441.57		
		GUIDOS PREMIUM PIZZA	2	08/28/2025	V906952	MICIP LUNCH	\$64.44	11.1289.000.1320	3220.01
			2	08/28/2025	V906952	TRICOUNTY LUNCH	\$104.71	11.1232.000.1050	3220.02
GUIDOS PREMIUM PIZZA - Total							\$169.15		
		HEALTH EQUITY INC	2	08/11/2025	304161	DED:2205 HSA EE ADM	\$3,692.76	11	B451.20
			2	08/11/2025	304161	DED:2206 HSA EE TCH	\$1,618.75	11	B451.20
			2	08/22/2025	304176	DED:2205 HSA EE ADM	\$3,692.76	11	B451.20
			2	08/22/2025	304176	DED:2206 HSA EE TCH	\$1,718.75	11	B451.20
HEALTH EQUITY INC - Total							\$10,723.02		
		HUNGERFORD NICHOLS	2	08/12/2025	103830	24-25 AUDIT	\$2,050.00	11.1231.000.1040	3180
HUNGERFORD NICHOLS - Total							\$2,050.00		
		INTELLINETICS INC	2	08/06/2025	V906890	1 TIME CONVERSION CEO	\$897.04	11.1283.000.1065	3450.01
			2	08/06/2025	V906890	1 TIME CONVERSION CEO	\$2,474.94	11.1252.000.1060	3450.01
			2	08/06/2025	V906890	2025-26 DUE	(\$186.56)	11.1252.000.1060	3450.01
			2	08/06/2025	V906890	2025-26 DUE	\$556.05	11.1283.000.1065	3450.01

EASTERN UPPER PENINSULA ISD

Check Register - August 2025

Fund Charged	Fund Title	Vendor Name	Period	Check Date	Check Number	Transaction Description	Transaction Amount	Budget Unit	Account Code	
11	GENERAL FUND	INTELLINETICS INC - Total						\$3,741.47		
		ISAIAH MAY	2	08/12/2025	103833	7/23/25 & 7/30/25	\$100.00	11.1227.000.1001	3190.01	
		ISAIAH MAY - Total						\$100.00		
		JENNIFER ANDERSON	2	08/12/2025	103824	7/9/25 & 7/16/25	\$100.00	11.1227.000.1001	3190.01	
		JENNIFER ANDERSON - Total						\$100.00		
		JESSICA KIETZMAN	2	08/12/2025	103831	8/4/25	\$300.00	11.1221.000.3070	3120.05	
		JESSICA KIETZMAN - Total						\$300.00		
		JESSICA KRUEGER	2	08/20/2025	103851		\$150.00	11.1221.000.2012	3120.05	
			2	08/20/2025	103851	SUMMER SCNC MSTA MBR	\$46.58	11.1221.000.2012	3120.05	
		JESSICA KRUEGER - Total						\$196.58		
		JESSIE METRISH-LYTL	2	08/21/2025	V906931		\$150.00	11.1221.000.2012	3120.05	
			2	08/21/2025	V906931	MSTA MBRSP	\$46.58	11.1221.000.2012	3120.05	
		JESSIE METRISH-LYTL - Total						\$196.58		
		KAITLYN EDINGTON	2	08/12/2025	103828	7/9/25 & 7/30/25	\$100.00	11.1227.000.1001	3190.01	
		KAITLYN EDINGTON - Total						\$100.00		
		KALAMAZOO RESA/REMC 12	2	08/20/2025	103850	BUS DRIVER MANUAL	\$247.24	11.1283.000.2095	5990.01	
		KALAMAZOO RESA/REMC 12 - Total						\$247.24		
		KIM DEMAREST	2	08/20/2025	103846		\$150.00	11.1221.000.2012	3120.05	
			2	08/20/2025	103846	SUMMER SCNCE MSTA MBR	\$46.58	11.1221.000.2013	3120.05	
		KIM DEMAREST - Total						\$196.58		
		KSS ENTERPRISES	2	08/13/2025	V906910	JANITORIAL SUPPLIES	\$43.44	11.1261.000.1080	5990.01	
			2	08/28/2025	V906954	JANITORIAL SUPPLIES	\$88.46	11.1261.000.1080	5990.01	
		KSS ENTERPRISES - Total						\$131.90		
		LOCK CITY HOME CENTER	2	08/05/2025	103814	MISC HARDWARE	\$63.70	11.1261.000.1080	5990.01	
		LOCK CITY HOME CENTER - Total						\$63.70		
		LORIE ZENKER	2	08/12/2025	103841	7/16/25	\$50.00	11.1227.000.1001	3190.01	
		LORIE ZENKER - Total						\$50.00		
		MADISON NATIONAL LIFE	2	08/06/2025	V906892	AUG LIFE & LTD	\$9,148.59	11	B451.18	
		MADISON NATIONAL LIFE - Total						\$9,148.59		
		MAISA	2	08/05/2025	103816	25-26 MEMBER DUES	\$4,967.91	11.1232.000.1050	7410.01	
		MAISA - Total						\$4,967.91		
		MARQUETTE-ALGER RESA	2	08/21/2025	V906930		\$660.00	11.1259.000.1100	9999.03	
			2	08/21/2025	V906930	25-26 CRISIS SERVICE	\$2,250.00	11.1232.000.1050	7410.01	
		MARQUETTE-ALGER RESA - Total						\$2,910.00		
		MASB-SEG PROPERTY CASUALTY	2	08/06/2025	V906893	2025-26 P/C INSUR	\$22,011.00	11.1261.000.1080	3910	
			2	08/06/2025	V906893	2025-26 P/C INSUR	\$28,758.00	11.1259.000.1090	3920	
		MASB-SEG PROPERTY CASUALTY - Total						\$50,769.00		
		MEGAN DELL	2	08/20/2025	103845		\$150.00	11.1221.000.2012	3120.05	
			2	08/20/2025	103845	SUMMR SCNC MSTA MBRSP	\$46.58	11.1221.000.2012	3120.05	
		MEGAN DELL - Total						\$196.58		
MESSA	2	08/14/2025	304166	OPTIONS AUGUST 2025	\$810.65	11	B451.07			
	2	08/14/2025	304166	STAFF AUGUST 2025	\$110,387.97	11	B451.06			

EASTERN UPPER PENINSULA ISD

Check Register - August 2025

Fund Charged	Fund Title	Vendor Name	Period	Check Date	Check Number	Transaction Description	Transaction Amount	Budget Unit	Account Code
11	GENERAL FUND	MESSA	2	08/14/2025	304166	SUPPORT AUGUST 2025	\$27,217.36	11	B451.05
			2	08/14/2025	304168	I SEBASTIAN AUG 2025	\$973.57	11	B451.25
MESSA - Total							\$139,389.55		
		MICHIGAN ASSOC. OF SCHOOL ADMIN.	2	08/27/2025	103868	2025-26 MEMBER DUES	\$4,967.91	11.1232.000.1050	7410.01
MICHIGAN ASSOC. OF SCHOOL ADMIN. - Total							\$4,967.91		
		MICHIGAN PUBLIC SCHOOL	2	08/11/2025	304162	DED:0101 BASIC 0% H	\$3,045.31	11	B451.04
			2	08/11/2025	304162	DED:0105 MIP GRAD H	\$28,947.44	11	B451.04
			2	08/11/2025	304162	DED:0106 MIP PLUS H	\$3,770.28	11	B451.04
			2	08/11/2025	304162	DED:0107 MIP 7% H	\$18,222.40	11	B451.04
			2	08/11/2025	304162	DED:0109 PEN PLUS H	\$1,176.28	11	B451.04
			2	08/11/2025	304162	DED:0199 MPSERS HCC	\$4,642.03	11	B451.04
			2	08/11/2025	304162	DED:0207 MIP 7% P	\$1,756.93	11	B451.04
			2	08/11/2025	304162	DED:0209 PEN PLUS P	\$5,457.11	11	B451.04
			2	08/11/2025	304162	DED:0210 DC PHF	\$12,649.63	11	B451.04
			2	08/11/2025	304162	DED:0211 P PLUS 2	\$28,511.37	11	B451.04
			2	08/11/2025	304162	DED:0999 TDP	\$50.00	11	B451.04
			2	08/27/2025	304181	147C2	\$1,621.63	11.1271.000.1002	2820
			2	08/27/2025	304181	147C2	\$1,630.23	11.1284.000.1002	2820
			2	08/27/2025	304181	147C2	\$1,994.34	11.1252.000.1002	2820
			2	08/27/2025	304181	147C2	\$2,043.55	11.1221.000.1002	2820
			2	08/27/2025	304181	147C2	\$2,798.23	11.1216.000.1002	2820
			2	08/27/2025	304181	147C2	\$3,433.31	11.1226.000.1002	2820
			2	08/27/2025	304181	147C2	\$5,499.25	11.1122.000.1002	2820
			2	08/27/2025	304181	AUGUST UAAL	\$83,678.88	11	B451.16
			2	08/28/2025	304182	DED:0101 BASIC 0% H	\$2,737.83	11	B451.04
			2	08/28/2025	304182	DED:0104 MIP FIX H	\$1,473.51	11	B451.04
			2	08/28/2025	304182	DED:0105 MIP GRAD H	\$30,270.55	11	B451.04
			2	08/28/2025	304182	DED:0106 MIP PLUS H	\$4,367.33	11	B451.04
			2	08/28/2025	304182	DED:0107 MIP 7% H	\$23,142.49	11	B451.04
			2	08/28/2025	304182	DED:0109 PEN PLUS H	\$1,179.63	11	B451.04
			2	08/28/2025	304182	DED:0199 MPSERS HCC	\$5,276.36	11	B451.04
			2	08/28/2025	304182	DED:0207 MIP 7% P	\$1,756.93	11	B451.04
		2	08/28/2025	304182	DED:0209 PEN PLUS P	\$5,463.78	11	B451.04	
		2	08/28/2025	304182	DED:0210 DC PHF	\$16,409.33	11	B451.04	
		2	08/28/2025	304182	DED:0211 P PLUS 2	\$28,779.50	11	B451.04	
		2	08/28/2025	304182	DED:0999 TDP	\$150.30	11	B451.04	
MICHIGAN PUBLIC SCHOOL - Total							\$331,935.74		
		MICHIGAN PUBLIC SCHOOL - DC	2	08/11/2025	304163	DED:0299 MPSERS PHF	\$7,060.08	11	B451.04
			2	08/11/2025	304163	DED:0303 PP DEF CON	\$3,450.07	11	B451.04
			2	08/11/2025	304163	DED:0306 P PLUS2 DC	\$3,224.12	11	B451.04
			2	08/11/2025	304163	DED:0310 DC 4% ER	\$2,307.26	11	B451.04
			2	08/11/2025	304163	DED:0399 DC EE CONT	\$6,896.86	11	B451.04
			2	08/28/2025	304183	DED:0299 MPSERS PHF	\$7,818.48	11	B451.04
			2	08/28/2025	304183	DED:0302 DEF CONT	\$124.21	11	B451.04
		2	08/28/2025	304183	DED:0303 PP DEF CON	\$3,463.35	11	B451.04	

EASTERN UPPER PENINSULA ISD

Check Register - August 2025

Fund Charged	Fund Title	Vendor Name	Period	Check Date	Check Number	Transaction Description	Transaction Amount	Budget Unit	Account Code
11	GENERAL FUND	MICHIGAN PUBLIC SCHOOL - DC	2	08/28/2025	304183	DED:0306 P PLUS2 DC	\$4,139.08	11	B451.04
			2	08/28/2025	304183	DED:0310 DC 4% ER	\$3,057.06	11	B451.04
			2	08/28/2025	304183	DED:0399 DC EE CONT	\$7,907.38	11	B451.04
MICHIGAN PUBLIC SCHOOL - DC - Total							\$49,447.95		
11	GENERAL FUND	NATIONAL OFFICE PRODUCTS	2	08/06/2025	V906894	BUS OFFICE COP OVG	\$139.20	11.1261.000.1080	4120.01
			2	08/06/2025	V906894	COP MAINT OVG	\$15.48	11.1261.000.1080	4120.01
			2	08/06/2025	V906894	EC LSSU - COP OVG	\$276.53	11.1261.000.1080	4120.01
			2	08/06/2025	V906894	LC BUSINESS OFFICE	\$17.79	11.1261.000.1060	4120.01
			2	08/06/2025	V906894	LSSU TONER	\$187.00	11.1284.000.1070	5910.01
			2	08/06/2025	V906894	UPSTAIRS - COP OVG	\$514.18	11.1261.000.1080	4120.01
NATIONAL OFFICE PRODUCTS - Total							\$1,150.18		
11	GENERAL FUND	NATIONAL VISION ADMINISTRATORS, LLC	2	08/07/2025	304156	NVA CLAIMS JULY 16-31	\$1,279.00	11	B451.09
			2	08/07/2025	304157	NVA ADMIN FEES - JULY	\$296.40	11	B451.09
			2	08/21/2025	304172	NVA CLAIMS AUG 1 - 15	\$206.26	11	B451.09
NATIONAL VISION ADMINISTRATORS, LLC - Total							\$1,781.66		
11	GENERAL FUND	NEWBERRY ANIMAL CLINIC	2	08/05/2025	103817	DONATION -M.PARISH	\$40.00	11.1296.000.1016	7920.01
NEWBERRY ANIMAL CLINIC - Total							\$40.00		
11	GENERAL FUND	NEWBERRY NEWS INC.	2	08/20/2025	103853	JUL SCHOOL OF CHOICE	\$225.25	11.1259.000.1100	9999.02
			2	08/20/2025	103853	PROMISE ZONE RFP AD	\$218.50	11.1259.000.1100	9999.02
NEWBERRY NEWS INC. - Total							\$443.75		
11	GENERAL FUND	OTTAWA AREA ISD	2	08/05/2025	103818	CURRICULUM DEVELOPMEN	\$3,500.00	11.1283.000.2095	3220.01
OTTAWA AREA ISD - Total							\$3,500.00		
11	GENERAL FUND	PARKERS HARDWARE	2	08/05/2025	103819	SELNT WHT SLCN RBR	\$12.49	11.1261.000.1080	5990.01
			2	08/05/2025	103819	STRIPING MACHN/PAINT	\$69.95	11.1261.000.1080	4220.01
			2	08/05/2025	103819	STRIPING PAINT	\$98.91	11.1261.000.1080	5990.01
PARKERS HARDWARE - Total							\$181.35		
11	GENERAL FUND	PENNYS KITCHEN	2	08/06/2025	V906895	ECIP LUNCH	\$253.50	11.1221.000.1052	3220.05
			2	08/13/2025	V906915	DATA MANAG LUNCH	\$34.50	11.1227.000.1360	3220.01
			2	08/13/2025	V906915	DATA MANAGE LUNCH	\$66.02	11.1227.000.1360	3220.01
			2	08/13/2025	V906915	GEN ED LUNCH	\$143.09	11.1221.000.1370	3220.01
			2	08/21/2025	V906933	DATA MGMT LUNCH	\$48.00	11.1227.000.1360	3220.01
			2	08/21/2025	V906933	SCNCE TCHER LDR LUNCH	\$96.95	11.1221.000.2012	3220.01
PENNYS KITCHEN - Total							\$642.06		
11	GENERAL FUND	PEOPLE DRIVEN TECHNOLOGY, INC.	2	08/13/2025	V906916	DEVICE / DOCKING STATIONS	\$490.89	11.1252.000.1060	6420.01
			2	08/13/2025	V906916	DEVICE / DOCKING STATIONS	\$490.90	11.1283.000.1065	6420.01
PEOPLE DRIVEN TECHNOLOGY, INC. - Total							\$981.79		
11	GENERAL FUND	PITNEY BOWES	2	08/14/2025	304164	CO METER REFILL	\$325.00	11.1261.000.1080	3430
PITNEY BOWES - Total							\$325.00		
11	GENERAL FUND	RAMONA MELENDEZ	2	08/12/2025	103835	7/9,7/16,7/23,7/30/25	\$200.00	11.1227.000.1001	3190.01
RAMONA MELENDEZ - Total							\$200.00		
11	GENERAL FUND	RENAISSANCE LEARNING, INC.	2	08/27/2025	103869	24-25 DNA	\$35,242.02	11	B402
RENAISSANCE LEARNING, INC. - Total							\$35,242.02		

EASTERN UPPER PENINSULA ISD

Check Register - August 2025

Fund Charged	Fund Title	Vendor Name	Period	Check Date	Check Number	Transaction Description	Transaction Amount	Budget Unit	Account Code					
11	GENERAL FUND	SEG WORKERS COMPENSATION FUND	2	08/05/2025	103821	2025-26 Q1 INVOICE	\$5,985.00	11	B451.09					
		SEG WORKERS COMPENSATION FUND - Total						\$5,985.00						
		SET INSURANCE	2	08/14/2025	304167	AUGUST 2025	\$2,171.57	11	B451.09					
		SET INSURANCE - Total						\$2,171.57						
		SKYWARD, INC	2	08/06/2025	V906897	NEW STUDENT ENROLLMEN	\$4,257.00	11.1259.000.1100	9999.04					
		SKYWARD, INC - Total						\$4,257.00						
		STATE OF MICHIGAN	2	08/20/2025	103856	ARP CC STABILIZ REPAY	\$3,500.00	11.1259.000.1100	9999.07					
		STATE OF MICHIGAN - Total						\$3,500.00						
		STATE OF MICHIGAN TREASURY	2	08/22/2025	304177	DED:*SMI STATE	\$25,055.22	11	B451.03					
		STATE OF MICHIGAN TREASURY - Total						\$25,055.22						
		STEVEN MAY	2	08/12/2025	103834	7/9, 7/23, & 7/30/25	\$150.00	11.1227.000.1001	3190.01					
		STEVEN MAY - Total						\$150.00						
		SUPERIOR EDUCATIONAL SERVICES LLC	2	08/20/2025	103857	BUSDRIVER CPR/1ST AID	\$75.00	11.1259.000.1100	9999.04					
		SUPERIOR EDUCATIONAL SERVICES LLC - Total						\$75.00						
		TERESA NOORDHOEK	2	08/20/2025	103854	7/9/25	\$50.00	11.1259.000.1100	9999.03					
		TERESA NOORDHOEK - Total						\$50.00						
		THE ST IGNACE NEWS	2	08/05/2025	103822	PROMISE ZONE RFP AD		\$372.00	11.1259.000.1100	9999.02				
								\$290.00			11.1259.000.1100	9999.02		
		THE ST IGNACE NEWS - Total						\$662.00						
		UNITED WAY OF NORTHWEST MICHIGAN	2	08/06/2025	V906901	C. DAVIS - EE		\$396.67	11	B451.26				
								\$396.67			11	B451.26		
								\$784.00					11	B451.26
								\$784.00						
		UNITED WAY OF NORTHWEST MICHIGAN - Total						\$2,361.34						
		UNITED WAY OF THE EASTERN UPPER PEN	2	08/27/2025	103873	DED:8000 UNITED WAY	\$166.00	11	B451.15					
		UNITED WAY OF THE EASTERN UPPER PEN - Total						\$166.00						
		WESTERN MICHIGAN UNIVERISTY	2	08/12/2025	103840	EVALUATIONS	\$89,862.97	11.1281.000.2004	3190.14					
		WESTERN MICHIGAN UNIVERISTY - Total						\$89,862.97						
		11 - Total							\$1,072,115.63					
		21	EARLY CHILDHOOD FUND	BMO FINANCIAL GROUP	2	08/22/2025	600589	PCARD-DAVIS J	(\$48.80)	21.1351.000.1653	5990.01			
2	08/22/2025				600589	PCARD-DENIS R	\$306.16	21.1283.000.2248	3220.01					
2	08/22/2025				600589	PCARD-KJOLHEDE J	\$235.35	21.1351.000.1650	5990.01					
2	08/22/2025				600589	PCARD-MAYER E	\$47.83	21.1351.000.1654	5990.01					
2	08/22/2025				600589	PCARD-MAYER E	\$65.50	21.1351.000.1650	3190.01					
2	08/22/2025				600589	PCARD-MAYER E	\$65.50	21.1351.000.1652	3190.01					
2	08/22/2025				600589	PCARD-MAYER E	\$170.84	21.1351.000.1650	5990.01					
2	08/22/2025				600589	PCARD-MAYER E	\$177.77	21.1331.000.2242	5910.04					
2	08/22/2025				600589	PCARD-MAYER E	\$231.39	21.1351.000.1653	5990.01					

EASTERN UPPER PENINSULA ISD

Check Register - August 2025

Fund Charged	Fund Title	Vendor Name	Period	Check Date	Check Number	Transaction Description	Transaction Amount	Budget Unit	Account Code		
21	EARLY CHILDHOOD FUND	BMO FINANCIAL GROUP	2	08/22/2025	600589	PCARD-MAYER E	\$301.13	21.1351.000.1652	5990.01		
			2	08/22/2025	600589	PCARD-NEVEU S	\$28.79	21.1331.000.2223	5910.04		
			2	08/22/2025	600589	PCARD-NEVEU S	\$160.70	21.1283.000.2248	3220.01		
			2	08/22/2025	600589	PCARD-RYE E	\$44.36	21.1331.000.2242	5910.04		
			2	08/22/2025	600589	PCARD-RYE E	\$611.57	21.1221.000.2151	5110.01		
		BMO FINANCIAL GROUP - Total							\$2,398.09		
		CHAMBER OF COMMERCE-SAULT	2	08/28/2025	V906945	MEMBER DUES	\$235.00	21.1331.000.2242	3190.12		
		CHAMBER OF COMMERCE-SAULT - Total							\$235.00		
		CHELSEY WEBER	2	08/05/2025	103809	REG REIMBURSEMENT	\$75.00	21.0181.000.1650	0181.06		
		CHELSEY WEBER - Total							\$75.00		
		DBA THE WICKED SISTER	2	08/28/2025	V906947	HIGH SCOPE LUNCH	\$75.48	21.1221.000.2275	3220.01		
			2	08/28/2025	V906947	PREK LIT LUNCH	\$314.52	21.1221.000.2275	3220.01		
		DBA THE WICKED SISTER - Total							\$390.00		
		DOLLYWOOD FOUNDATION	2	08/28/2025	V906949	DPIL BOOKS	\$1,384.62	21.1331.000.2221	3190.01		
		DOLLYWOOD FOUNDATION - Total							\$1,384.62		
		EDUSTAFF	2	08/05/2025	304155	R. FOIX AUG MEDICAL	\$643.19	21.1351.000.1653	3190.04		
			2	08/14/2025	304165	PPE 07/20-08/02/2025	\$4,209.36	21.1351.000.1653	3190.04		
			2	08/14/2025	304165	PPE 07/20-08/02/2025	\$5,881.10	21.1351.000.1654	3190.04		
			2	08/14/2025	304165	PPE 07/20-08/02/2025	\$7,049.23	21.1351.000.1650	3190.04		
			2	08/14/2025	304165	PPE 07/20-08/02/2025	\$7,087.57	21.1351.000.1652	3190.04		
			2	08/25/2025	304173	PPE 08/03-08/16/2025	\$4,350.48	21.1351.000.1653	3190.04		
			2	08/25/2025	304173	PPE 08/03-08/16/2025	\$6,613.16	21.1351.000.1654	3190.04		
			2	08/25/2025	304173	PPE 08/03-08/16/2025	\$7,359.65	21.1351.000.1652	3190.04		
			2	08/25/2025	304173	PPE 08/03-08/16/2025	\$7,804.23	21.1351.000.1650	3190.04		
		EDUSTAFF - Total							\$50,997.97		
		JUSTICE KJOLHEDE	2	08/27/2025	103866	JULY 2025	\$14.00	21.1351.000.1650	3210.01		
			2	08/27/2025	103866	JULY 2025	\$56.00	21.1351.000.1652	3210.01		
			2	08/27/2025	103866	JULY 2025	\$333.00	21.1351.000.1653	3210.01		
			2	08/27/2025	103866	JULY 2025	\$396.00	21.1351.000.1654	3210.01		
		JUSTICE KJOLHEDE - Total							\$799.00		
		LEAH BEELEN	2	08/27/2025	103862	JULY 2025 TRAVEL	\$26.88	21.1351.000.1654	3210.01		
		LEAH BEELEN - Total							\$26.88		
		NATIONAL OFFICE PRODUCTS	2	08/06/2025	V906894	LIFE JACKET SIGN	\$1,250.00	21.1331.000.2221	5910.04		
		NATIONAL OFFICE PRODUCTS - Total							\$1,250.00		
		PARKERS HARDWARE	2	08/05/2025	103819	MISC NUTS & BOLTS	\$4.10	21.1351.000.1652	5990.01		
2	08/05/2025		103819	MOUNTING TAPE	\$12.99	21.1351.000.1652	5990.01				
PARKERS HARDWARE - Total							\$17.09				
PENNYS KITCHEN	2	08/28/2025	V906961	EARLY CHILDHOOD LUNCH	\$119.40	21.1221.000.2275	3220.01				
PENNYS KITCHEN - Total							\$119.40				
QUILL CORPORATION	2	08/21/2025	V906935	EC SUPPLIES	\$8.24	21.1331.000.2242	5910.04				
QUILL CORPORATION - Total							\$8.24				
SIRK IMPACT SERVICES UNLIMITED LLC	2	08/27/2025	103871	REFLECT SUPERVISION	\$100.00	21.1283.000.2248	3220.01				

EASTERN UPPER PENINSULA ISD

Check Register - August 2025

Fund Charged	Fund Title	Vendor Name	Period	Check Date	Check Number	Transaction Description	Transaction Amount	Budget Unit	Account Code	
21	EARLY CHILDHOOD FUND	SIRK IMPACT SERVICES UNLIMITED LLC - Total					\$100.00			
		ST IGNACE AREA SCHOOLS	2	08/21/2025	V906937	FY25 GSRP RFF#2	\$66,554.64	21.1411.000.2275	8510.17	
		ST IGNACE AREA SCHOOLS - Total					\$66,554.64			
21 - Total							\$124,355.93			
22	SPECIAL EDUCATION FUND	ALLSTAR GRAPHICS	2	08/13/2025	V906903	PS, LAJOIE, A	\$284.40	22.1122.120.1822	5990.01	
		ALLSTAR GRAPHICS - Total					\$284.40			
		AT&T LONG DISTANCE	2	08/05/2025	103807	JULY'25 LC FAX	\$53.66	22.1261.000.1083	3410.01	
			2	08/27/2025	103859	AUG 25 LC FAX	\$40.33	22.1261.000.1083	3410.01	
		AT&T LONG DISTANCE - Total					\$93.99			
		BMO FINANCIAL GROUP	2	08/22/2025	600589	PCARD-ANDERSON A	\$29.51	22.1216.041.1770	5110.01	
			2	08/22/2025	600589	PCARD-ARBIC M	\$799.00	22.1283.081.1790	3220.01	
			2	08/22/2025	600589	PCARD-ARMSTRONG T	\$16.58	22.1213.011.1755	3410.02	
			2	08/22/2025	600589	PCARD-ARMSTRONG T	\$39.43	22.1213.013.1750	3410.02	
			2	08/22/2025	600589	PCARD-ARMSTRONG T	\$39.43	22.1215.031.1760	3410.02	
			2	08/22/2025	600589	PCARD-ARMSTRONG T	\$43.42	22.1122.194.1787	3410.02	
			2	08/22/2025	600589	PCARD-ARMSTRONG T	\$43.42	22.1214.021.1765	3410.02	
			2	08/22/2025	600589	PCARD-ARMSTRONG T	\$43.42	22.1219.000.1795	3410.02	
			2	08/22/2025	600589	PCARD-ARMSTRONG T	\$43.42	22.1241.000.1742	3410.02	
			2	08/22/2025	600589	PCARD-ARMSTRONG T	\$48.49	22.1226.000.1055	3410.02	
			2	08/22/2025	600589	PCARD-ARMSTRONG T	\$48.49	22.1226.081.1790	3410.02	
			2	08/22/2025	600589	PCARD-ARMSTRONG T	\$210.11	22.1216.041.1770	3410.02	
			2	08/22/2025	600589	PCARD-ARMSTRONG T	\$373.40	22.1221.000.1052	3220.01	
			2	08/22/2025	600589	PCARD-ARMSTRONG T	\$689.96	22.1221.000.1059	2310	
			2	08/22/2025	600589	PCARD-CHROMY R	\$29.68	22.1241.000.1742	5990.01	
			2	08/22/2025	600589	PCARD-CHROMY R	\$150.00	22.1283.000.1742	3220.01	
			2	08/22/2025	600589	PCARD-CONWAY T	\$60.19	22.1122.191.1720	5110.01	
			2	08/22/2025	600589	PCARD-DAVIS J	\$75.00	22.1261.000.1083	7410.01	
			2	08/22/2025	600589	PCARD-DAVIS J	\$129.95	22.1261.000.1083	3220.01	
			2	08/22/2025	600589	PCARD-DAVIS J	\$231.30	22.1261.000.1083	5990.01	
			2	08/22/2025	600589	PCARD-DENIS R	\$41.45	22.1122.271.1745	5110.01	
			2	08/22/2025	600589	PCARD-DENIS R	\$57.84	22.1122.271.1745	7410.01	
2	08/22/2025		600589	PCARD-DEUMAN H	\$490.00	22.1241.000.1742	7410.01			
2	08/22/2025		600589	PCARD-FUERER R	\$103.35	22.1226.000.1055	5910.01			
2	08/22/2025		600589	PCARD-FUERER R	\$269.94	22.1283.000.1055	3210.01			
2	08/22/2025		600589	PCARD-HAZLEY T	\$173.78	22.1221.000.1052	3220.01			
2	08/22/2025		600589	PCARD-LAJOIE A	\$231.88	22.1391.000.1822	3220.30			
2	08/22/2025	600589	PCARD-LIPPLE C	\$134.21	22.1122.110.1725	5110.01				
2	08/22/2025	600589	PCARD-MAYER E	\$18.00	22.1122.271.1745	7910.01				
2	08/22/2025	600589	PCARD-MAYER E	\$70.29	22.1122.271.1745	3220.01				
2	08/22/2025	600589	PCARD-MAYER E	\$333.33	22.1226.000.1055	3410.02				
2	08/22/2025	600589	PCARD-MCKINNEY D	\$9.69	22.1261.000.1083	5990.01				
2	08/22/2025	600589	PCARD-MCKINNEY D	\$49.49	22.1261.000.1083	3410.02				
2	08/22/2025	600589	PCARD-MEINTS K	\$38.21	22.1122.120.1730	5110.01				
2	08/22/2025	600589	PCARD-MEINTS K	\$397.86	22.1122.140.1715	5110.01				
2	08/22/2025	600589	PCARD-PERRON A	\$163.12	22.1216.041.1770	5110.01				

EASTERN UPPER PENINSULA ISD

Check Register - August 2025

Fund Charged	Fund Title	Vendor Name	Period	Check Date	Check Number	Transaction Description	Transaction Amount	Budget Unit	Account Code		
22	SPECIAL EDUCATION FUND	BMO FINANCIAL GROUP	2	08/22/2025	600589	PCARD-PIIPPO J	\$125.51	22.1221.120.1822	3220.30		
			2	08/22/2025	600589	PCARD-RUTLEDGE K	\$284.27	22.1391.000.1821	5990.01		
			2	08/22/2025	600589	PCARD-SANDVIK L	\$1,276.96	22.1261.000.1083	5520		
			2	08/22/2025	600589	PCARD-VANSLOTEN A	\$15.00	22.1226.000.1056	7410.01		
			2	08/22/2025	600589	PCARD-VANSLOTEN A	\$113.09	22.1226.000.1056	5910		
			2	08/22/2025	600589	PCARD-VISSER N	\$6.99	22.1214.021.3600	5110.18		
		BMO FINANCIAL GROUP - Total							\$7,548.46		
		BRIGHTSPEED	2	08/06/2025	V906884	LAND LINES	\$380.73	22.1241.000.1742	3410.01		
		BRIGHTSPEED - Total							\$380.73		
		BRIMLEY AREA SCHOOLS	2	08/13/2025	V906905	24-25 SE TRANS. REIMB	\$3,517.92	22	B421.01		
			2	08/21/2025	V906926	FY25 SE FT RFF	\$27,880.00	22.1411.000.3600	8510.04		
		BRIMLEY AREA SCHOOLS - Total							\$31,397.92		
		BROOKES PUBLISHING	2	08/06/2025	V906885	ASQ SUB	\$849.90	22.1122.271.1745	7410.01		
		BROOKES PUBLISHING - Total							\$849.90		
		CLARK HILL PLC ATTORNEYS AT LAW	2	08/13/2025	V906906	RETAINER, JUNE	\$715.00	22.1231.000.1040	3170.01		
		CLARK HILL PLC ATTORNEYS AT LAW - Total							\$715.00		
		COUNTY OF CHIPPEWA	2	08/06/2025	V906887	TAX CHARGEBACKS 2024	\$420.98	22.1259.000.1090	7910.04		
			2	08/21/2025	V906928	TAX CHARGEBACKS	\$381.75	22.1259.000.1090	7910.04		
			2	08/21/2025	V906928	TAX CHARGEBACKS 2024	\$998.91	22.1259.000.1090	7910.04		
			2	08/28/2025	V906946	TAX CHARGEBACKS 2024	\$181.71	22.1259.000.1090	7910.04		
		COUNTY OF CHIPPEWA - Total							\$1,983.35		
		DTE ENERGY CO.	2	08/12/2025	103827	HEAT 7/2-7/31	\$119.04	22.1261.000.1083	5510		
		DTE ENERGY CO. - Total							\$119.04		
		EDUSTAFF	2	08/14/2025	304165	PPE 07/20-08/02/2025	\$376.31	22.1226.000.1055	3190.03		
		EDUSTAFF - Total							\$376.31		
		ELIZABETH PERRON	2	08/05/2025	103820	MUSIC THERAPY	\$495.00	22.1241.000.1742	3190.01		
		ELIZABETH PERRON - Total							\$495.00		
		ENGADINE CONSOLIDATED SCHOOLS	2	08/13/2025	V906908	24-25 SE TRANS. REIMB	\$2,172.78	22	B421.01		
		ENGADINE CONSOLIDATED SCHOOLS - Total							\$2,172.78		
		EUP TRANSPORTATION AUTHORITY	2	08/28/2025	V906951	DI FERRY- R. LEADER	\$40.00	22.1215.031.1760	3210.01		
		EUP TRANSPORTATION AUTHORITY - Total							\$40.00		
		GFL ENVIRONMENTAL USA INC	2	08/21/2025	V906929	EC SHREDDING AUG	\$49.60	22.1122.271.1745	7910.01		
			2	08/21/2025	V906929	LC TRASH AUG	\$464.02	22.1261.000.1083	3840		
GFL ENVIRONMENTAL USA INC - Total							\$513.62				
INTELLINETICS INC	2	08/06/2025	V906890	1 TIME CONVERSION CEO	\$6,539.12	22.1226.000.1055	3450.01				
	2	08/06/2025	V906890	2025-26 DUE	\$1,440.44	22.1226.000.1055	3450.01				
INTELLINETICS INC - Total							\$7,979.56				
KINROSS CHARTER TOWNSHIP	2	08/12/2025	103832	WATER 7/1-7/31	\$377.15	22.1261.000.1083	3830				
KINROSS CHARTER TOWNSHIP - Total							\$377.15				
KSS ENTERPRISES	2	08/06/2025	V906891	JANITORIAL SUPPLIES	\$399.42	22.1261.000.1083	5990.01				
	2	08/13/2025	V906910	JANITORIAL SUPPLIES	\$110.38	22.1261.000.1083	5990.01				
	2	08/28/2025	V906954	JANITORIAL SUPPLIES	\$536.87	22.1261.000.1083	5990.01				

EASTERN UPPER PENINSULA ISD

Check Register - August 2025

Fund Charged	Fund Title	Vendor Name	Period	Check Date	Check Number	Transaction Description	Transaction Amount	Budget Unit	Account Code	
22	SPECIAL EDUCATION FUND	KSS ENTERPRISES - Total						\$1,046.67		
		LES CHENEAX COMM SCHOOLS	2	08/13/2025	V906911	24-25 SE TRANS. REIMB	\$3,776.44	22	B421.01	
		LES CHENEAX COMM SCHOOLS - Total						\$3,776.44		
		MASB-SEG PROPERTY CASUALTY	2	08/06/2025	V906893	2025-26 P/C INSUR	\$6,120.00	22.1261.000.1083	3910	
		MASB-SEG PROPERTY CASUALTY - Total						\$6,120.00		
		MI COUNCIL FOR EXCEPTIONAL CHILDREN	2	08/12/2025	103836	MEMBERSHIP, HAZLEY, T	\$230.00	22.1226.081.1790	7410.01	
			2	08/12/2025	103836	MEMBERSHIP, MILLER S	\$175.00	22.1218.062.1806	7410.01	
		MI COUNCIL FOR EXCEPTIONAL CHILDREN - Total						\$405.00		
		MORAN TOWNSHIP SCHOOL	2	08/21/2025	V906932	FY25 SE FT RFF	\$6,120.00	22.1411.000.3600	8510.13	
		MORAN TOWNSHIP SCHOOL - Total						\$6,120.00		
		MYMICHIGAN MEDICAL CENTER SAULT	2	08/13/2025	V906914	CAFE JUNE 25	\$112.79	22.1391.000.1822	5990.01	
		MYMICHIGAN MEDICAL CENTER SAULT - Total						\$112.79		
		NATIONAL OFFICE PRODUCTS	2	08/06/2025	V906894	EO HOME VISIT FORM	\$165.00	22.1122.271.1745	5110.01	
			2	08/06/2025	V906894	LC SE OFFICE	\$81.42	22.1261.000.1055	4120.01	
			2	08/06/2025	V906894	LC WORKROOM	\$40.35	22.1261.000.1083	4120.01	
		NATIONAL OFFICE PRODUCTS - Total						\$286.77		
		PARKERS HARDWARE	2	08/05/2025	103819	BLADE SHARPENING	\$45.00	22.1261.000.1083	4120.01	
			2	08/05/2025	103819	MISC SUPPLIES	\$126.71	22.1261.000.1083	5990.01	
		PARKERS HARDWARE - Total						\$171.71		
		PICKFORD PUBLIC SCHOOLS	2	08/21/2025	V906934	FY25SE FT RFF #1	\$23,460.00	22.1411.000.3600	8510.14	
			2	08/28/2025	V906963	FINAL FY25 FT RFF	\$3,060.00	22.1411.000.3600	8510.14	
		PICKFORD PUBLIC SCHOOLS - Total						\$26,520.00		
		PITNEY BOWES	2	08/12/2025	103838	LEASING CHARGES	\$192.90	22.1261.000.1083	3430	
			2	08/29/2025	304184	LC METER REFILL	\$200.00	22.1261.000.1083	3430	
		PITNEY BOWES - Total						\$392.90		
		PIZZA PATCH, INC.	2	08/12/2025	103839	SUMMER YOU PROGRAM	\$130.55	22.1219.000.1795	5990.01	
		PIZZA PATCH, INC. - Total						\$130.55		
		QUILL CORPORATION	2	08/21/2025	V906935	EC SUPPLIES	\$12.74	22.1122.271.1745	5110.01	
		QUILL CORPORATION - Total						\$12.74		
		RUDYARD AREA SCHOOL	2	08/13/2025	V906918	24-25 SE TRANS. REIMB	\$3,717.51	22	B421.01	
		RUDYARD AREA SCHOOL - Total						\$3,717.51		
		SAULT AREA SCHOOLS	2	08/21/2025	V906936	FY25 SE FT FINAL RFF	\$45,557.22	22.1411.000.3600	8510.16	
SAULT AREA SCHOOLS - Total						\$45,557.22				
ST IGNACE AREA SCHOOLS	2	08/13/2025	V906919	24-25 SE TRANS. REIMB	\$4,377.58	22	B421.01			
ST IGNACE AREA SCHOOLS - Total						\$4,377.58				
STATE OF MICHIGAN	2	08/21/2025	V906938	SCHOOL BASED SERV	\$788.69	22.1259.000.1020	3150			
STATE OF MICHIGAN - Total						\$788.69				
SUNBELT STAFFING	2	08/13/2025	V906920	DEIMEL, D SLP	\$242.25	22.1215.031.1760	3130.01			
	2	08/21/2025	V906939	DEIMEL, D SLP	\$420.55	22.1215.031.1760	3130.01			

EASTERN UPPER PENINSULA ISD

Check Register - August 2025

Fund Charged	Fund Title	Vendor Name	Period	Check Date	Check Number	Transaction Description	Transaction Amount	Budget Unit	Account Code	
22	SPECIAL EDUCATION FUND	SUNBELT STAFFING - Total						\$662.80		
		TAHQUAMENON AREA SCHOOLS	2	08/13/2025	V906921	23/24SCHOOLYEARSPEECH	\$14,271.63	22.1215.031.1760	8220.01	
			2	08/13/2025	V906921	24-25 SE TRANS. REIMB	\$9,466.73	22	B421.01	
		TAHQUAMENON AREA SCHOOLS - Total						\$23,738.36		
		THE STEPPING STONES GROUP LLC	2	08/21/2025	V906940	WARDER, J SLP	\$1,350.00	22.1215.031.1760	3130.01	
		THE STEPPING STONES GROUP LLC - Total						\$1,350.00		
		THREE LAKES ACADEMY	2	08/21/2025	V906941	FY25 SE FT RFF	\$5,780.00	22.1411.000.3600	8510.2	
		THREE LAKES ACADEMY - Total						\$5,780.00		
		THRUN LAW FIRM P.C.	2	08/13/2025	V906922	LEGAL SVS. MYMICH	\$1,574.50	22.1231.000.1040	3170.01	
		THRUN LAW FIRM P.C. - Total						\$1,574.50		
		WHITEFISH TOWNSHIP SCHOOL	2	08/13/2025	V906924	N SMITH WAGES/BENEFIT	\$3,284.89	22.1215.031.1760	8220.01	
		WHITEFISH TOWNSHIP SCHOOL - Total						\$3,284.89		
22 - Total							\$191,254.33			
23	EUP CONNECT COLLABORATIVE	JASON KRONEMEYER LLC	2	08/13/2025	V906909	JUL25 CONSULT SERVICE	\$4,000.00	23.1281.000.1850	3150.02	
			2	08/28/2025	V906953	APRIL 25-CONSULT SRVC	\$4,000.00	23.1281.000.1850	3150.02	
			2	08/28/2025	V906953	CONSULT SERVICES	\$4,000.00	23.1281.000.1850	3150.02	
			2	08/28/2025	V906953	EUPCC REGIONAL UPDATE	\$400.00	23.1311.000.1850	3190.12	
			2	08/28/2025	V906953	JUNE-25 CONSULT SRVC	\$4,000.00	23.1281.000.1850	3150.02	
			2	08/28/2025	V906953	MAY-25 CONSULT SRVC	\$4,000.00	23.1281.000.1850	3150.02	
		JASON KRONEMEYER LLC - Total						\$20,400.00		
		MSU EXTENSION BUSINESS OFFICE	2	08/28/2025	V906958	3RD QTR 4H-TECH FEES	\$9,375.00	23.1281.000.1850	3510.25	
MSU EXTENSION BUSINESS OFFICE - Total						\$9,375.00				
23 - Total							\$29,775.00			
26	CTE FUND	BMO FINANCIAL GROUP	2	08/22/2025	600589	PCARD-JONES P	\$100.00	26.1226.000.1112	7410.01	
			2	08/22/2025	600589	PCARD-RUTLEDGE T	\$277.17	26.1221.000.2100	3220.01	
		BMO FINANCIAL GROUP - Total						\$377.17		
		BRIMLEY AREA SCHOOLS	2	08/13/2025	V906905	2024-2025	\$40,240.84	26.1411.000.1121	8510.04	
		BRIMLEY AREA SCHOOLS - Total						\$40,240.84		
		CEPD COUNCIL TREASURER	2	08/28/2025	V906944	25-26 DUES	\$100.00	26.1221.000.2100	7410.01	
		CEPD COUNCIL TREASURER - Total						\$100.00		
		COUNTY OF CHIPPEWA	2	08/06/2025	V906887	TAX CHARGEBACKS 2024	\$239.77	26.1259.000.1090	7910.04	
			2	08/21/2025	V906928	TAX CHARGEBACKS	\$217.43	26.1259.000.1090	7910.04	
			2	08/21/2025	V906928	TAX CHARGEBACKS 2024	\$568.94	26.1259.000.1090	7910.04	
			2	08/28/2025	V906946	TAX CHARGEBACKS 2024	\$103.50	26.1259.000.1090	7910.04	
		COUNTY OF CHIPPEWA - Total						\$1,129.64		
		ENGADINE CONSOLIDATED SCHOOLS	2	08/28/2025	V906950	FIELD TRIPS 24-25	\$2,693.00	26.1411.000.1122	8510.09	
		ENGADINE CONSOLIDATED SCHOOLS - Total						\$2,693.00		
PICKFORD PUBLIC SCHOOLS	2	08/06/2025	V906896	2ND SMSTR 24-25	\$25,463.79	26.1411.000.1122	8510.14			
	2	08/06/2025	V906896	2ND SMSTR 24-25	\$51,713.42	26.1411.000.1121	8510.14			
PICKFORD PUBLIC SCHOOLS - Total						\$77,177.21				

EASTERN UPPER PENINSULA ISD

Check Register - August 2025

Fund Charged	Fund Title	Vendor Name	Period	Check Date	Check Number	Transaction Description	Transaction Amount	Budget Unit	Account Code	
26	CTE FUND	ST IGNACE AREA SCHOOLS	2	08/06/2025	V906898	THRU 6/30/25	\$52,279.20	26.1411.000.1121	8510.17	
		ST IGNACE AREA SCHOOLS - Total						\$52,279.20		
		TAHQAMENON AREA SCHOOLS	2	08/06/2025	V906899	GIC EQUIPMENT	\$4,989.20	26.1411.000.1123	8510.19	
			2	08/06/2025	V906899	GIC PROGRAM	\$40,767.14	26.1411.000.1121	8510.19	
			2	08/28/2025	V906966	TAS CTE 24-25	\$29,415.94	26.1411.000.1120	8510.19	
		TAHQAMENON AREA SCHOOLS - Total						\$75,172.28		
26 - Total							\$249,169.34			
27	COOPERATIVE TECH FUND	AT&T	2	08/05/2025	103806	JULY'25 WAN ASE OD	\$5,776.69	27.1284.000.1870	3160.01	
			2	08/27/2025	103858	AUG 25 WAN ASE OD	\$5,776.69	27.1284.000.1870	3160.01	
		AT&T - Total						\$11,553.38		
		AT&T MOBILITY	2	08/05/2025	103808	JULY'25 TECH LINES	\$148.44	27.1284.000.1865	3410.02	
			2	08/05/2025	103808	JULY25 DISTRICT LINKS	\$178.36	27.1284.000.1870	3160.01	
			2	08/27/2025	103860	AUG 25 - TECH LINES	\$148.44	27.1284.000.1865	3410.02	
			2	08/27/2025	103860	DISTRICT BACKUP LINKS	\$220.97	27.1284.000.1870	3160.01	
		AT&T MOBILITY - Total						\$696.21		
		BLUUM OF MINNESOTA, LLC	2	08/13/2025	V906904	LIFT GATE SURCHARGE	\$150.00	27.1259.000.1925	9999.34	
			2	08/13/2025	V906904	TT-7524QP - 75" Q PRO SER	\$3,398.00	27.1259.000.1925	9999.34	
			2	08/28/2025	V906942	LIFTGATE SURCHARGE	\$150.00	27.1259.000.1925	9999.36	
			2	08/28/2025	V906942	TT-6524QP - 65" Q PRO SER	\$1,399.00	27.1259.000.1925	9999.36	
		BLUUM OF MINNESOTA, LLC - Total						\$5,097.00		
		BMO FINANCIAL GROUP	2	08/22/2025	600589	PCARD-CARR E	\$9.05	27.1284.000.1865	3430	
			2	08/22/2025	600589	PCARD-CARR E	\$117.00	27.1284.000.1865	3210.01	
			2	08/22/2025	600589	PCARD-CARR E	\$313.19	27.1284.000.1870	3160.01	
			2	08/22/2025	600589	PCARD-MAY T	\$240.00	27.1284.000.1865	3450.01	
			2	08/22/2025	600589	PCARD-OLSON S	\$32.95	27.1284.000.1890	3210.01	
			2	08/22/2025	600589	PCARD-OLSON S	\$320.77	27.1284.000.1896	5990.01	
			2	08/22/2025	600589	PCARD-SANDVIK L	\$120.07	27.1261.000.1887	5520	
		BMO FINANCIAL GROUP - Total						\$1,153.03		
		CDW GOVERNMENT INC.	2	08/06/2025	V906886	JUNE'25 AZURE OVG	\$3,764.98	27.1284.000.1885	4910.03	
		CDW GOVERNMENT INC. - Total						\$3,764.98		
		CHARTER COMMUNICATIONS HOLDINGS LLC	2	08/27/2025	103863	AUG 25 WAN RAS OCS LC	\$579.92	27.1284.000.1870	3160.01	
		CHARTER COMMUNICATIONS HOLDINGS LLC - Total						\$579.92		
		DISCOVERY EDUCATION INC	2	08/28/2025	V906948	DICOVERY EDUCATION EXPERI	\$1,700.00	27.1259.000.1925	9999.42	
			2	08/28/2025	V906948	MYSTERY SCIENCE - MICRO S	\$395.00	27.1259.000.1925	9999.42	
DISCOVERY EDUCATION INC - Total						\$2,095.00				
LOGISOFT	2	08/05/2025	103815	GG-ADM1Y-003000 GOGUARDIA	\$14,400.00	27.1284.000.1880	3450.01			
LOGISOFT - Total						\$14,400.00				
MARATHON-WEX BANK	2	08/20/2025	304170	JULY FUEL 127.31 GAL	\$309.42	27.1261.000.1865	5710.01			
MARATHON-WEX BANK - Total						\$309.42				
MASB-SEG PROPERTY CASUALTY	2	08/06/2025	V906893	2025-26 P/C INSUR	\$3,520.40	27.1261.000.1865	3930			

EASTERN UPPER PENINSULA ISD

Check Register - August 2025

Fund Charged	Fund Title	Vendor Name	Period	Check Date	Check Number	Transaction Description	Transaction Amount	Budget Unit	Account Code
27	COOPERATIVE TECH FUND	MASB-SEG PROPERTY CASUALTY - Total					\$3,520.40		
		MICHIGAN BROADBAND SERVICES	2	08/28/2025	V906956	AUG 25 WAN DIS	\$589.00	27.1284.000.1870	3160.01
		MICHIGAN BROADBAND SERVICES - Total					\$589.00		
		PARKERS HARDWARE	2	08/12/2025	103837	SPECIAL PROJECTS -SO	\$15.88	27.1284.000.1896	5990.01
		PARKERS HARDWARE - Total					\$15.88		
		PENINSULA FIBER NETWORK LLC	2	08/28/2025	V906960	AUG 25 WAN BAS WTS	\$4,305.00	27.1284.000.1870	3160.01
		PENINSULA FIBER NETWORK LLC - Total					\$4,305.00		
		PEOPLE DRIVEN TECHNOLOGY, INC.	2	08/13/2025	V906916	256040-PDT25C-220600-330	\$209.00	27.1259.000.1925	9999.37
			2	08/13/2025	V906916	256230 - PDT25C-220600 -	\$2,359.80	27.1259.000.1925	9999.37
			2	08/13/2025	V906916	PDT25C - CB3120-330 - UPG	\$1,620.00	27.1259.000.1925	9999.37
			2	08/13/2025	V906916	PDT25C-220500-330: UPGRAD	\$3,553.00	27.1259.000.1925	9999.34
			2	08/13/2025	V906916	PDT25C-220500-816: UPGRAD	\$6,278.44	27.1259.000.1925	9999.34
			2	08/13/2025	V906916	PDT25C-220500-ADP3: 3YR A	\$5,198.60	27.1259.000.1925	9999.34
			2	08/13/2025	V906916	PDT25C-229020 DELL CHROME	\$12,043.50	27.1259.000.1925	9999.37
			2	08/13/2025	V906916	PDT25C-GOOGLE - GOOGLE CH	\$1,499.50	27.1284.000.1890	3450.12
			2	08/13/2025	V906916	PDT25T-USBC-65: DELL SLIM	\$240.00	27.1259.000.1925	9999.34
			2	08/13/2025	V906916	REMC 256180 PDT25C-220500	\$36,070.60	27.1259.000.1925	9999.34
			2	08/28/2025	V906962	PDT25C-220600-330: UPGRAD	\$156.75	27.1259.000.1925	9999.45
			2	08/28/2025	V906962	PDT25C-220600-ADP3: ADD 3	\$229.35	27.1259.000.1925	9999.45
			2	08/28/2025	V906962	PDT25C-220600: DELL PRO 1	\$1,769.85	27.1259.000.1925	9999.45
			2	08/28/2025	V906962	PDT25C-CB3120-330 - UPGRA	\$2,754.00	27.1259.000.1925	9999.38
			2	08/28/2025	V906962	PDT25C-CB3120-ADP3 - ADD	\$4,207.50	27.1259.000.1925	9999.38
			2	08/28/2025	V906962	PDT25C-CB3120T4/64 - DELL	\$19,986.05	27.1259.000.1925	9999.38
		PEOPLE DRIVEN TECHNOLOGY, INC. - Total					\$98,175.94		
		RODENROTH MOTORS	2	08/13/2025	V906917	105X695 LABOR	\$1,495.66	27.1261.000.1865	4130
			2	08/13/2025	V906917	105X695 PARTS	\$705.67	27.1261.000.1865	5730
		RODENROTH MOTORS - Total					\$2,201.33		
		SOLARWINDS INC.	2	08/27/2025	103872	SOLARWINDS WEB HELPDESK P	\$3,268.00	27.1284.000.1890	3450.01
		SOLARWINDS INC. - Total					\$3,268.00		
		U P TIRE AND SUPPLY	2	08/06/2025	V906900	076X104 NEW TIRES	\$477.00	27.1261.000.1865	4130
		U P TIRE AND SUPPLY - Total					\$477.00		
		WEX BANK/SUNOCO SUNTRAK	2	08/20/2025	304171	JULY FUEL 29.106 GAL	\$82.74	27.1261.000.1865	5710.01
WEX BANK/SUNOCO SUNTRAK - Total					\$82.74				

EASTERN UPPER PENINSULA ISD

Check Register - August 2025

Fund Charged	Fund Title	Vendor Name	Period	Check Date	Check Number	Transaction Description	Transaction Amount	Budget Unit	Account Code	
27	COOPERATIVE TECH FUND	ZOOM VIDEO COMMUNICATION, INC.	2	08/06/2025	V906902	STAFF ZOOM LIC 25-26	\$6,375.00	27.1284.000.1885	3450.01	
		ZOOM VIDEO COMMUNICATION, INC. - Total						\$6,375.00		
27 - Total							\$158,659.23			
28	BUSINESS SVC CONSORT FUND	BMO FINANCIAL GROUP	2	08/22/2025	600589	PCARD-ANDERSON K	\$470.00	28.1252.000.1252	7410.01	
			2	08/22/2025	600589	PCARD-LUBBEN S	\$60.00	28.1252.000.1252	3220.01	
			2	08/22/2025	600589	PCARD-MCKINNEY D	\$207.04	28.1252.000.1252	5910.01	
			2	08/22/2025	600589	PCARD-SANDVIK L	\$75.00	28.1252.000.1252	7410.01	
			2	08/22/2025	600589	PCARD-SANDVIK L	\$105.00	28.1252.000.1252	3220.01	
			2	08/22/2025	600589	PCARD-SCHROEDER M	\$150.00	28.1252.000.1252	7410.01	
		BMO FINANCIAL GROUP - Total						\$1,067.04		
		INTELLINETICS INC	2	08/06/2025	V906890	1 TIME CONVERSION CEO	\$2,268.90	28.1252.000.1252	3450.04	
2	08/06/2025		V906890	2025-26 DUE	(\$632.93)	28.1252.000.1252	3450.04			
INTELLINETICS INC - Total						\$1,635.97				
28 - Total							\$2,703.01			
41	CAPITAL PROJECTS FUND	INTEGRATED DESIGNS, INC	2	08/06/2025	V906889	CO RENO. PHASE I	\$500.00	41.1453.000.0000	3190.01	
		INTEGRATED DESIGNS, INC - Total						\$500.00		
		MASB-SEG PROPERTY CASUALTY	2	08/06/2025	V906893	2025-26 P/C INSUR	\$500.00	41.1261.000.0000	3910	
		MASB-SEG PROPERTY CASUALTY - Total						\$500.00		
		MCLEOD DEMOLITION	2	08/27/2025	103867	CO RENO - 50% FINAL	\$4,100.00	41.1453.000.0000	3190.01	
MCLEOD DEMOLITION - Total						\$4,100.00				
41 - Total							\$5,100.00			
71	SE TRANSPORTATION FUND	BMO FINANCIAL GROUP	2	08/22/2025	600589	PCARD-MCKINNEY D	\$26.83	71.1271.000.4050	3410.02	
		BMO FINANCIAL GROUP - Total						\$26.83		
		BP	2	08/20/2025	304169	JULY FUEL 15.64 GAL	\$66.68	71.1271.000.4070	5710.01	
		BP - Total						\$66.68		
		BRIMLEY AREA SCHOOLS	2	08/28/2025	V906943	SE TRANS FUND	\$80,348.96	71	B421.06	
		BRIMLEY AREA SCHOOLS - Total						\$80,348.96		
		DEAN MANAGEMENT SERVICES, INC	2	08/05/2025	103810	MGMT SERVICES - JULY	\$1,800.54	71.1271.000.4020	3150.01	
			2	08/05/2025	103810	MGMT SERVICES - JULY	\$1,800.54	71.1271.000.4050	3150.01	
			2	08/05/2025	103810	MGMT SERVICES - JULY	\$1,800.54	71.1271.000.4060	3150.01	
			2	08/05/2025	103810	MGMT SERVICES - JULY	\$1,800.54	71.1271.000.4070	3150.01	
			2	08/05/2025	103810	MGMT SERVICES - JULY	\$1,800.55	71.1271.000.4091	3150.01	
			2	08/05/2025	103810	MGMT SERVICES - JULY	\$1,800.55	71.1271.000.4094	3150.01	
			2	08/05/2025	103810	MGMT SERVICES - JULY	\$1,800.55	71.1271.000.4095	3150.01	
		DEAN MANAGEMENT SERVICES, INC - Total						\$12,603.81		
DETOUR AREA SCHOOLS	2	08/13/2025	V906907	FY25 SE BUS USAGE	\$2,573.12	71	B421.15			
DETOUR AREA SCHOOLS - Total						\$2,573.12				
ENGADINE CONSOLIDATED SCHOOLS	2	08/28/2025	V906950	SE TRANS FUND	\$40,390.55	71	B421.13			
ENGADINE CONSOLIDATED SCHOOLS - Total						\$40,390.55				

EASTERN UPPER PENINSULA ISD

Check Register - August 2025

Fund Charged	Fund Title	Vendor Name	Period	Check Date	Check Number	Transaction Description	Transaction Amount	Budget Unit	Account Code	
71	SE TRANSPORTATION FUND	LES CHENEAU COMM SCHOOLS	2	08/28/2025	V906955	SE TRANS FUND	\$64,647.98	71	B421.04	
		LES CHENEAU COMM SCHOOLS - Total						\$64,647.98		
		MACKINAC STRAITS HEALTH SYSTEM INC	2	08/20/2025	103852	CDL EXAM	\$150.00	71.1271.000.4070	7910.01	
		MACKINAC STRAITS HEALTH SYSTEM INC - Total						\$150.00		
		MARATHON-WEX BANK	2	08/20/2025	304170	JULY FUEL 12.191 GAL	\$32.59	71.1271.000.4045	5710.01	
			2	08/20/2025	304170	JULY FUEL 24.48 GAL	\$56.01	71.1271.000.4095	5710.01	
		MARATHON-WEX BANK - Total						\$88.60		
		MARKS TIRE INC	2	08/13/2025	V906912	BRIMLEY BUS #19-5	\$707.98	71.1271.000.4050	5720	
		MARKS TIRE INC - Total						\$707.98		
		MASB-SEG PROPERTY CASUALTY	2	08/06/2025	V906893	2025-26 P/C INSUR	\$1,099.80	71.1271.000.4020	3930	
			2	08/06/2025	V906893	2025-26 P/C INSUR	\$1,099.80	71.1271.000.4050	3930	
			2	08/06/2025	V906893	2025-26 P/C INSUR	\$1,099.80	71.1271.000.4091	3930	
			2	08/06/2025	V906893	2025-26 P/C INSUR	\$1,099.80	71.1271.000.4094	3930	
			2	08/06/2025	V906893	2025-26 P/C INSUR	\$2,199.60	71.1271.000.4060	3930	
			2	08/06/2025	V906893	2025-26 P/C INSUR	\$2,199.60	71.1271.000.4070	3930	
		MASB-SEG PROPERTY CASUALTY - Total						\$8,798.40		
		MORAN TOWNSHIP SCHOOL	2	08/13/2025	V906913	FY24 SE TRANS ADJUST.	\$195.96	71	B421.01	
			2	08/28/2025	V906957	SE TRANS FUND	\$24,519.85	71	B421.12	
		MORAN TOWNSHIP SCHOOL - Total						\$24,715.81		
		O'CONNOR'S CHRYSLER DODGE JEEP, INC	2	08/20/2025	103855	ENGADINE VAN LABOR	\$381.50	71.1271.000.4091	4130	
			2	08/20/2025	103855	ENGADINE VAN REPAIRS	\$494.00	71.1271.000.4091	5730	
		O'CONNOR'S CHRYSLER DODGE JEEP, INC - Total						\$875.50		
		OJIBWE CHARTER SCHOOL	2	08/28/2025	V906959	SE TRANS FUND	\$1,657.55	71	B421.14	
		OJIBWE CHARTER SCHOOL - Total						\$1,657.55		
		PICKFORD PUBLIC SCHOOLS	2	08/28/2025	V906963	SE TRANSPORTATION	\$47,183.59	71	B421.05	
		PICKFORD PUBLIC SCHOOLS - Total						\$47,183.59		
		RUDYARD AREA SCHOOL	2	08/13/2025	V906918	FY24 SE TRANS ADJUST.	\$22.64	71	B421.01	
			2	08/28/2025	V906964	SE TRANS FUND	\$178,258.96	71	B421.07	
		RUDYARD AREA SCHOOL - Total						\$178,281.60		
		ST IGNACE AREA SCHOOLS	2	08/13/2025	V906919	FY24 SE TRANS ADJUST.	\$963.11	71	B421.01	
			2	08/28/2025	V906965	SE TRANS FUND	\$131,049.14	71	B421.08	
		ST IGNACE AREA SCHOOLS - Total						\$132,012.25		
		SUPERIOR EDUCATIONAL SERVICES LLC	2	08/20/2025	103857	BUSDRIVER CPR/1ST AID	\$75.00	71.1271.000.4040	7910.01	
			2	08/20/2025	103857	BUSDRIVER CPR/1ST AID	\$75.00	71.1271.000.4090	7910.01	
			2	08/20/2025	103857	BUSDRIVER CPR/1ST AID	\$75.00	71.1271.000.4091	7910.01	
			2	08/20/2025	103857	BUSDRIVER CPR/1ST AID	\$150.00	71.1271.000.4020	7910.01	
			2	08/20/2025	103857	BUSDRIVER CPR/1ST AID	\$150.00	71.1271.000.4050	7910.01	
			2	08/20/2025	103857	BUSDRIVER CPR/1ST AID	\$150.00	71.1271.000.4070	7910.01	
		SUPERIOR EDUCATIONAL SERVICES LLC - Total						\$675.00		
		TAHQUAMENON AREA SCHOOLS	2	08/28/2025	V906966	SE TRANS FUND	\$93,753.76	71	B421.10	
		TAHQUAMENON AREA SCHOOLS - Total						\$93,753.76		
		WEX BANK/SUNOCO SUNTRAK	2	08/20/2025	304171	JULY FUEL 134.099 GAL	\$379.16	71.1271.000.4045	5710.01	

EASTERN UPPER PENINSULA ISD

Check Register - August 2025

Fund Charged	Fund Title	Vendor Name	Period	Check Date	Check Number	Transaction Description	Transaction Amount	Budget Unit	Account Code		
71	SE TRANSPORTATION FUND	WEX BANK/SUNOCO SUNTRAK	2	08/20/2025	304171	JULY FUEL 199.021 GAL	\$604.40	71.1271.000.4095	5710.01		
			2	08/20/2025	304171	JULY FUEL 28.525 GAL	\$94.16	71.1271.000.4020	5710.01		
			2	08/20/2025	304171	JULY FUEL 53.444 GAL	\$150.56	71.1271.000.4050	5710.01		
			2	08/20/2025	304171	JULY FUEL 55.002 GAL	\$181.53	71.1271.000.4060	5710.01		
		WEX BANK/SUNOCO SUNTRAK - Total							\$1,409.81		
71 - Total							\$690,967.78				
81	TRAVEL FUND	BAYVIEW CAR CARE	2	08/21/2025	V906925	105X692 OIL CHANGE	\$92.92	81.1261.000.0000	5710.01		
			2	08/21/2025	V906925	114X008 LABOR	\$276.00	81.1261.000.0000	4130		
			2	08/21/2025	V906925	114X008 REPAIRS	\$655.12	81.1261.000.0000	5730		
		BAYVIEW CAR CARE - Total							\$1,024.04		
		BMO FINANCIAL GROUP	2	08/22/2025	600589	PCARD-FRINFROCK P	\$27.10	81.1261.000.0000	5710.01		
		BMO FINANCIAL GROUP - Total							\$27.10		
		MARATHON-WEX BANK	2	08/20/2025	304170	JULY FUEL 363.944 GAL	\$885.50	81.1261.000.0000	5710.01		
		MARATHON-WEX BANK - Total							\$885.50		
		MASB-SEG PROPERTY CASUALTY	2	08/06/2025	V906893	2025-26 P/C INSUR	\$26,395.20	81.1261.000.0000	3930		
		MASB-SEG PROPERTY CASUALTY - Total							\$26,395.20		
		SAFELITE FULFILLMENT INC	2	08/27/2025	103870	076X102 CR FOR DAMAGE	(\$92.00)	81.1261.000.0000	4130		
			2	08/27/2025	103870	076X102 GLASS LABOR	\$87.00	81.1261.000.0000	4130		
			2	08/27/2025	103870	076X102 GLASS REPAIR	\$92.00	81.1261.000.0000	4130		
			2	08/27/2025	103870	076X102 GLASS REPAIRS	\$252.41	81.1261.000.0000	5730		
		SAFELITE FULFILLMENT INC - Total							\$339.41		
		U P TIRE AND SUPPLY	2	08/06/2025	V906900	076X104 LABOR	\$62.00	81.1261.000.0000	4130		
			2	08/06/2025	V906900	076X104 REPAIRS	\$415.00	81.1261.000.0000	5730		
			2	08/13/2025	V906923	097X879 LABOR	\$48.00	81.1261.000.0000	4130		
			2	08/13/2025	V906923	097X879 REPAIRS	\$100.00	81.1261.000.0000	5730		
		U P TIRE AND SUPPLY - Total							\$625.00		
		WEX BANK/SUNOCO SUNTRAK	2	08/20/2025	304171	JULY FUEL 243.099 GAL	\$663.62	81.1261.000.0000	5710.01		
		WEX BANK/SUNOCO SUNTRAK - Total							\$663.62		
		81 - Total							\$29,959.87		
Overall - Total							\$2,554,060.12				

Eastern Upper Peninsula Intermediate School District

**Balance Sheet
As of June 30, 2025**

	General	Early Childhood Fund	Special Education Fund	EUPConnect Collaborative Fund	CTE Fund	Co-op Fund	EUPBSC Fund	Capital Projects Fund	SE Transportation Fund	Travel Fund	Total Governmental Funds
ASSETS:											
Cash and equivalents	\$ 5,453,658	\$ 809,068	\$ 3,133,670	\$ 468,534	\$ 2,926,395	\$ 1,380,777	\$ 318,254	\$ 3,104,145	\$ 628,298	\$ 209,503	\$ 18,432,302
Due from other governmental units	1,369,671	834,872	2,287,070	-	55,863	50,711	15,148	1,000	234,650	-	4,848,985
Prepaid Expenditures	90	-	738	-	-	-	-	-	-	-	828
Accounts receivable	1,339	6,364	3,145	-	-	3,422	-	-	-	-	14,270
Capital Assets, Net	-	-	-	-	-	-	-	-	153,281	152,331	305,612
Total Assets	\$ 6,824,758	\$ 1,650,304	\$ 5,424,623	\$ 468,534	\$ 2,982,258	\$ 1,434,910	\$ 333,402	\$ 3,105,145	\$ 1,016,229	\$ 361,834	\$ 23,601,997
LIABILITIES:											
Accounts payable	\$ 185,127	\$ 72,471	\$ 188,275	\$ 12,000	\$ 1,872	\$ 76,539	\$ 1,971	\$ 1,700	\$ 17,336	\$ 4,584	\$ 561,875
Accrued salaries and withholdings	260,404	2,160	437,000	-	758	943	5,753	-	-	-	707,018
Unearned revenue	4,308,066	1,274,625	493,707	-	-	23,876	-	-	180,000	-	6,280,274
Due to other governmental units	313,288	218,637	913,410	9,375	1,542,899	75	1,347	-	665,565	-	3,664,596
Other Liabilities	-	-	-	-	-	-	-	-	-	-	-
Total liabilities	5,066,885	1,567,893	2,032,392	21,375	1,545,529	101,433	9,071	1,700	862,901	4,584	11,213,763
FUND BALANCES:											
Restricted for Special Education	-	-	2,067,472	-	-	-	-	-	-	-	\$ 2,067,472
Restricted for Early Childhood	-	56,747	-	-	-	-	-	-	-	-	56,747
Restricted for Technology Operations	-	-	-	-	-	974,477	-	-	-	-	974,477
Restricted for Future Network/System Upgra	-	-	-	-	-	175,000	-	-	-	-	175,000
Restricted for Facility Upgrades	-	-	-	-	-	184,000	-	-	-	-	184,000
Restricted for Business Services Consortium	-	-	-	-	-	-	324,331	-	-	-	324,331
Restricted for EUPConnect Collaborative	-	-	-	447,159	-	-	-	-	-	-	447,159
Restricted for Capital Projects	-	-	-	-	-	-	-	3,103,445	-	-	3,103,445
Restricted for Transportation	-	-	-	-	-	-	-	-	47	204,919	204,966
Restricted for CTE Program	-	-	-	-	1,436,729	-	-	-	-	-	1,436,729
Investment in General Fixed Assets	-	-	-	-	-	-	-	-	153,281	152,331	305,612
Non Spendable	90	-	738	-	-	-	-	-	-	-	828
Committed	12,114	25,664	11,946	-	-	-	-	-	-	-	49,724
Committed for Program Expansion	-	-	1,120,660	-	-	-	-	-	-	-	1,120,660
To be Committed - Program Expansion	-	-	191,415	-	-	-	-	-	-	-	191,415
Unassigned	1,745,669	-	-	-	-	-	-	-	-	-	1,745,669
Total fund balances	1,757,873	82,411	3,392,231	447,159	1,436,729	1,333,477	324,331	3,103,445	153,328	357,250	12,388,234
Total liabilities and fund balances	\$ 6,824,758	\$ 1,650,304	\$ 5,424,623	\$ 468,534	\$ 2,982,258	\$ 1,434,910	\$ 333,402	\$ 3,105,145	\$ 1,016,229	\$ 361,834	\$ 23,601,997

*Estimate

Revenues & Expenditures as of June 30, 2025

EASTERN UPPER PENINSULA ISD

Fund Level	Function	Fiscal Year Budgeted Amount	Fiscal Year Amount	Budget Balance	% of Budget
General Fund	1xx-Local Sources	\$ 927,455	\$ 911,579	\$ 15,876	98.3%
	2xx-Non-Political	\$ 40,851	\$ 1,119	\$ 39,732	2.7%
	3xx-State Sources	\$ 5,739,966	\$ 4,695,061	\$ 1,044,905	81.8%
	4xx-Federal Sources	\$ 824,689	\$ 759,569	\$ 65,120	92.1%
	5xx-Other Districts/Adjustments	\$ 642,653	\$ 599,143	\$ 43,510	93.2%
	6xx-Transfers	\$ 579,440	\$ 574,243	\$ 5,197	99.1%
	Total Revenues	\$ 8,755,054	\$ 7,540,714	\$ 1,214,340	86.1%
	11x-Basic Programs	\$ 3,000	\$ -	\$ 3,000	0.0%
	12x-Added Needs	\$ 75,430	\$ 75,430	\$ -	100.0%
	21x-Pupil Services	\$ 1,005,917	\$ 813,206	\$ 192,711	80.8%
	22x-Instructional Support	\$ 2,418,537	\$ 2,077,474	\$ 341,063	85.9%
	23x-General Administration	\$ 486,549	\$ 462,319	\$ 24,230	95.0%
	25x-Business Services	\$ 580,477	\$ 526,278	\$ 54,199	90.7%
	26x-Operations and Maintenance	\$ 260,090	\$ 240,068	\$ 20,022	92.3%
	27x-Transportation	\$ 17,820	\$ 17,820	\$ -	100.0%
	28x-Central Support Services	\$ 1,940,590	\$ 1,474,825	\$ 465,765	76.0%
	29x-Other Support Services	\$ 131,682	\$ 132,689	\$ (1,007)	100.8%
	3xx-Community Services	\$ 50,308	\$ 13,683	\$ 36,625	27.2%
	4xx-Payments to Others	\$ 598,705	\$ 345,883	\$ 252,822	57.8%
	6xx-Transfers Out	\$ 1,708,364	\$ 1,695,697	\$ 12,667	99.3%
	Total Expenditures	\$ 9,277,469	\$ 7,875,372	\$ 1,402,097	84.9%
	Net Increase (Decrease)	\$ (522,415)	\$ (334,658)	\$ 187,757	
	July 1, 2024 Fund Balance	\$ 2,092,531	\$ 2,092,531		
	June 30, 2025 Fund Balance	\$ 1,570,116	\$ 1,757,873		

Estimate - Audit not Finalized

Fund Level	Function	Fiscal Year Budgeted Amount	Fiscal Year Amount	Budget Balance	Fiscal Year Amount
Early Childhood Fund	1xx-Local Sources	\$ 428,597	\$ 369,147	\$ 59,450	86.1%
	2xx-Non-Political	\$ 80,061	\$ 67,061	\$ 13,000	83.8%
	3xx-State Sources	\$ 4,871,087	\$ 3,648,661	\$ 1,222,426	74.9%
	4xx-Federal Sources	\$ 810,210	\$ 816,350	\$ (6,140)	100.8%
	6xx-Transfers	\$ 283,068	\$ 265,261	\$ 17,807	93.7%
	Total Revenues	\$ 6,473,023	\$ 5,166,480	\$ 1,306,543	79.8%
	11x-Basic Programs	\$ 203,440	\$ 158,103	\$ 45,337	77.7%
	21x-Pupil Services	\$ 408,450	\$ 305,421	\$ 103,029	74.8%
	22x-Instructional Support	\$ 819,619	\$ 636,241	\$ 183,378	77.6%
	24x-School Administration	\$ 9,417	\$ 7,040	\$ 2,377	74.8%
	25x-Business Services	\$ 15,484	\$ 15,417	\$ 67	99.6%
	26x-Operations and Maintenance	\$ 14,827	\$ 11,700	\$ 3,127	78.9%
	28x-Central Support Services	\$ 43,462	\$ 26,508	\$ 16,954	61.0%
	29x-Other Support Services	\$ 25,000	\$ -	\$ 25,000	0.0%
	3xx-Community Services	\$ 1,175,267	\$ 974,767	\$ 200,500	82.9%
	4xx-Payments to Others	\$ 3,663,674	\$ 2,939,015	\$ 724,659	80.2%
	6xx-Transfers Out	\$ 41,225	\$ 36,226	\$ 4,999	87.9%
	Total Expenditures	\$ 6,419,865	\$ 5,110,438	\$ 1,309,427	79.6%
	Net Increase (Decrease)	\$ 53,158	\$ 56,042	\$ 2,884	
	July 1, 2024 Fund Balance	\$ 26,369	\$ 26,369		
	June 30, 2025 Fund Balance	\$ 79,527	\$ 82,411		

Estimate - Audit not Finalized

Fund Level	Function	Fiscal Year Budgeted Amount	Fiscal Year Amount	Budget Balance	% of Budget
Special Education Fund	1xx-Local Sources	\$ 6,902,355	\$ 6,857,781	\$ 44,574	99.4%
	2xx-Non-Political Sources	\$ 71,225	\$ 69,059	\$ 2,166	97.0%
	3xx-State Sources	\$ 6,120,393	\$ 6,241,931	\$ (121,538)	102.0%
	4xx-Federal Sources	\$ 2,295,754	\$ 2,156,358	\$ 139,396	93.9%
	5xx-Other Districts/Adjustments	\$ 3,366,106	\$ 3,400,592	\$ (34,486)	101.0%
	6xx-Transfers	\$ 23,166	\$ 22,572	\$ 594	97.4%
	Total Revenues	\$ 18,778,999	\$ 18,748,293	\$ 30,706	99.8%
	12x-Added Needs	\$ 3,968,507	\$ 3,793,909	\$ 174,598	95.6%
	21x-Pupil Services	\$ 8,810,524	\$ 8,174,492	\$ 636,032	92.8%
	22x-Instructional Support	\$ 1,505,748	\$ 1,490,296	\$ 15,452	99.0%
	23x-General Administration	\$ 74,500	\$ 70,607	\$ 3,893	94.8%
	24x-School Administration	\$ 266,350	\$ 260,187	\$ 6,163	97.7%
	25x-Business Services	\$ 23,200	\$ 17,589	\$ 5,611	75.8%
	26x-Operations and Maintenance	\$ 211,475	\$ 214,041	\$ (2,566)	101.2%
	27x-Transportation	\$ 1,099,174	\$ 1,122,493	\$ (23,319)	102.1%
	28x-Central Support Services	\$ 112,462	\$ 96,536	\$ 15,926	85.8%
	29x-Other Support Services	\$ 89,201	\$ 71,324	\$ 17,877	80.0%
	3xx-Community Services	\$ 280,305	\$ 204,596	\$ 75,709	73.0%
	4xx-Payments to Others	\$ 1,882,231	\$ 1,882,082	\$ 149	100.0%
	6xx-Transfers Out	\$ 822,576	\$ 822,576	\$ -	100.0%
	Total Expenditures	\$ 19,146,253	\$ 18,220,728	\$ 925,525	95.2%
	Net Increase (Decrease)	\$ (367,254)	\$ 527,565	\$ 894,819	
	July 1, 2024 Fund Balance	\$ 2,864,665	\$ 2,864,665		
	June 30, 2025 Fund Balance	\$ 2,497,411	\$ 3,392,230		

Estimate - Audit not Finalized

Revenues & Expenditures as of June 30, 2025

Fund Level	Function	Fiscal Year Budgeted Amount	Fiscal Year Amount	Budget Balance	Fiscal Year Amount
EUPConnect Collaborative Fund	1xx-Local Sources	\$ 9,000	\$ 15,554	\$ (6,554)	172.8%
	Total Revenues	\$ 9,000	\$ 15,554	\$ (6,554)	172.8%
	23x-General Administration	\$ 7,500	\$ 7,500	\$ -	100.0%
	28x-Central Support Services	\$ 62,400	\$ 61,090	\$ 1,310	97.9%
	3xx-Community Services	\$ 5,000	\$ -	\$ 5,000	0.0%
	Total Expenditures	\$ 74,900	\$ 68,590	\$ 6,310	91.6%
	Net Increase (Decrease)	\$ (65,900)	\$ (53,036)	\$ 12,864	
	July 1, 2024 Fund Balance	\$ 500,193	\$ 500,193		
June 30, 2025 Fund Balance	\$ 434,293	\$ 447,157			

Estimate - Audit not Finalized

Fund Level	Function	Fiscal Year Budgeted Amount	Fiscal Year Amount	Budget Balance	% of Budget
Career & Technical Education Fund	1xx-Local Sources	\$ 3,120,999	\$ 3,084,280	\$ 36,719	98.8%
	3xx-State Sources	\$ 120,945	\$ 120,945	\$ -	100.0%
	4xx-Federal Sources	\$ 103,854	\$ 103,854	\$ -	100.0%
	5xx-Other Districts/Adjustments	\$ 45,732	\$ 46,120	\$ (388)	100.8%
	Total Revenues	\$ 3,391,530	\$ 3,355,199	\$ 36,331	98.9%
	12x-Added Needs	\$ 142,904	\$ 142,709	\$ 195	99.9%
	22x-Instructional Support	\$ 348,666	\$ 337,729	\$ 10,937	96.9%
	25x-Business Services	\$ 8,500	\$ 2,207	\$ 6,293	26.0%
	27x-Transportation	\$ 5,469	\$ 5,469	\$ -	100.0%
	28x-Central Support Services	\$ 50,939	\$ 49,109	\$ 1,830	96.4%
	4xx-Payments to Others	\$ 3,368,355	\$ 3,077,994	\$ 290,361	91.4%
	6xx-Transfers Out	\$ 42,189	\$ 42,189	\$ -	100.0%
	Total Expenditures	\$ 3,967,022	\$ 3,657,406	\$ 309,616	92.2%
	Net Increase (Decrease)	\$ (575,492)	\$ (302,207)	\$ 273,285	
	July 1, 2024 Fund Balance	\$ 1,738,934	\$ 1,738,934		
	June 30, 2025 Fund Balance	\$ 1,163,442	\$ 1,436,727		

Estimate - Audit not Finalized

Fund Level	Function	Fiscal Year Budgeted Amount	Fiscal Year Amount	Budget Balance	% of Budget
Cooperative Technology Fund	1xx-Local Sources	\$ 580,028	\$ 104,992	\$ 475,036	18.1%
	3xx-State Sources	\$ 32,795	\$ 32,795	\$ -	100.0%
	5xx-Other Districts/Adjustments	\$ 1,556,762	\$ 1,546,287	\$ 10,475	99.3%
	6xx-Transfers	\$ 300,103	\$ 300,103	\$ -	100.0%
	Total Revenues	\$ 2,469,688	\$ 1,984,177	\$ 485,511	80.3%
	25x-Business Services	\$ 220	\$ 67	\$ 153	30.5%
	26x-Operations and Maintenance	\$ 20,715	\$ 21,901	\$ (1,186)	105.7%
	28x-Central Support Services	\$ 2,197,777	\$ 1,497,702	\$ 700,075	68.1%
	6xx-Transfers Out	\$ 45,000	\$ 45,000	\$ -	100.0%
	Total Expenditures	\$ 2,263,712	\$ 1,564,670	\$ 699,042	69.1%
Net Increase (Decrease)	\$ 205,976	\$ 419,507	\$ 213,531		
July 1, 2024 Fund Balance	\$ 913,971	\$ 913,971			
June 30, 2025 Fund Balance	\$ 1,119,947	\$ 1,333,478			

Estimate - Audit not Finalized

Fund Level	Function	Fiscal Year Budgeted Amount	Fiscal Year Amount	Budget Balance	% of Budget
Business Consortium Fund	1xx-Local Sources	\$ 554,702	\$ 554,641	\$ 61	100.0%
	3xx-State Sources	\$ 26,557	\$ 26,557	\$ -	100.0%
	5xx-Other Districts/Adjustments	\$ 996,335	\$ 990,652	\$ 5,683	99.4%
	Total Revenues	\$ 1,577,594	\$ 1,571,850	\$ 5,744	#DIV/0!
	25x-Business Services	\$ 1,065,212	\$ 1,048,918	\$ 16,294	98.5%
	4xx-Payments to Others	\$ 506,220	\$ 506,220	\$ -	100.0%
	6xx-Transfers Out	\$ 66,388	\$ 65,596	\$ 792	98.8%
	Total Expenditures	\$ 1,637,820	\$ 1,620,734	\$ 17,086	99.0%
Net Increase (Decrease)	\$ (60,226)	\$ (48,884)	\$ 11,342		
July 1, 2024 Fund Balance	\$ 373,216	\$ 373,216			
June 30, 2025 Fund Balance	\$ 312,990	\$ 324,332			

Estimate - Audit not Finalized

Revenues & Expenditures as of June 30, 2025

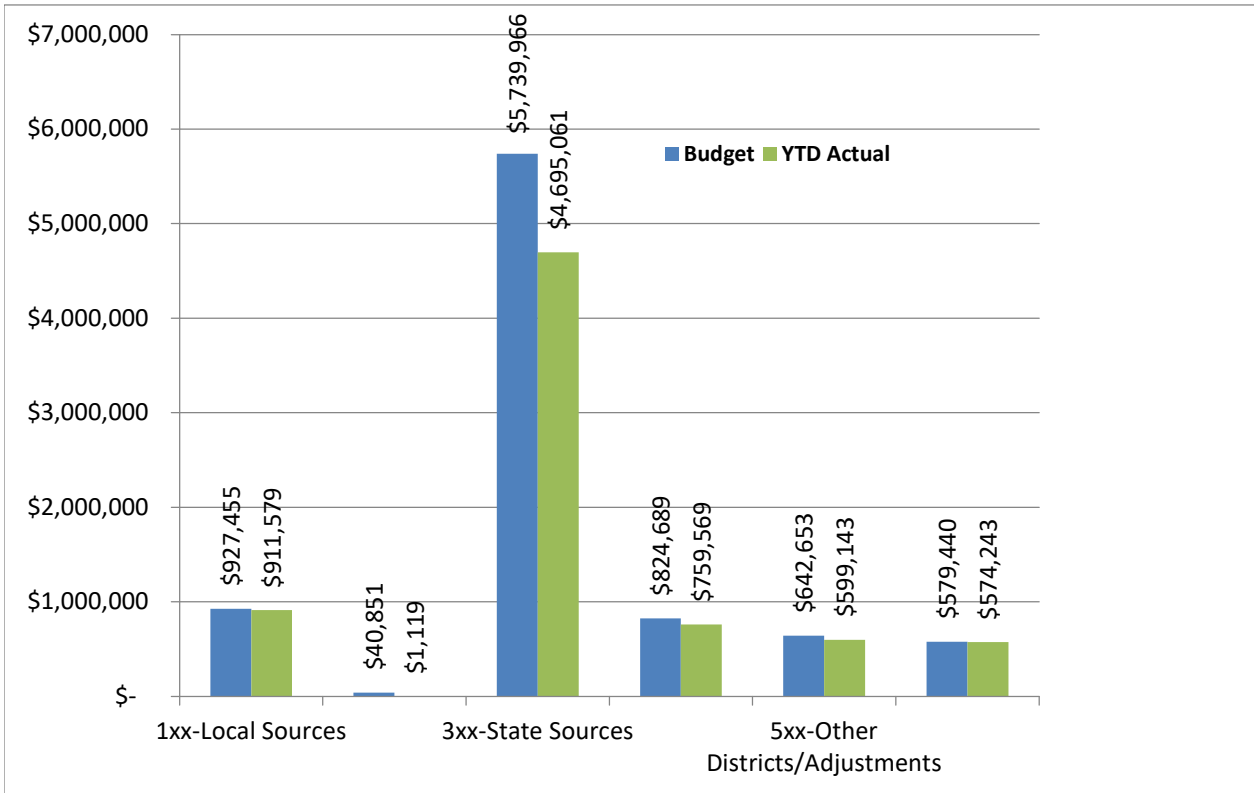
Fund Level	Function	Fiscal Year Budgeted Amount	Fiscal Year Amount
Capital Project Fund	1xx-Local Sources	\$ -	\$ 86,566
	6xx-Transfers	\$ -	\$ 1,545,104
	Total Revenues	\$ -	\$ 1,631,670
	25x-Business Services	\$ -	\$ 150
	26x-Operations and Maintenance	\$ -	\$ 71,830
	28x-Central Support Services	\$ -	\$ -
	29x-Other Support Services	\$ -	\$ 4,395
	45x-Building Improvements	\$ -	\$ 382,202
	5xx-Debt Service	\$ -	\$ 333,373
	Total Expenditures	\$ -	\$ 791,950
	Net Increase (Decrease)	\$ -	\$ 839,720
	July 1, 2024 Fund Balance	\$ 2,263,725	\$ 2,263,725
June 30, 2025 Fund Balance	\$ 2,263,725	\$ 3,103,445	

Fund Level	Function	Fiscal Year Budgeted Amount	Fiscal Year Amount
Special Education Transportation Fund	1xx-Local Sources	\$ -	\$ 739,025
	5xx-Other Districts	\$ -	\$ 525,437
	Total Revenues	\$ -	\$ 1,264,462
	27x-Transportation	\$ -	\$ 1,304,727
	71x-Depreciation Expense	\$ -	\$ 78,601
	Total Expenditures	\$ -	\$ 1,383,328
	Net Increase (Decrease)	\$ -	\$ (118,866)
	July 1, 2024 Fund Balance	\$ 272,194	\$ 272,194
June 30, 2025 Fund Balance	\$ 272,194	\$ 153,328	

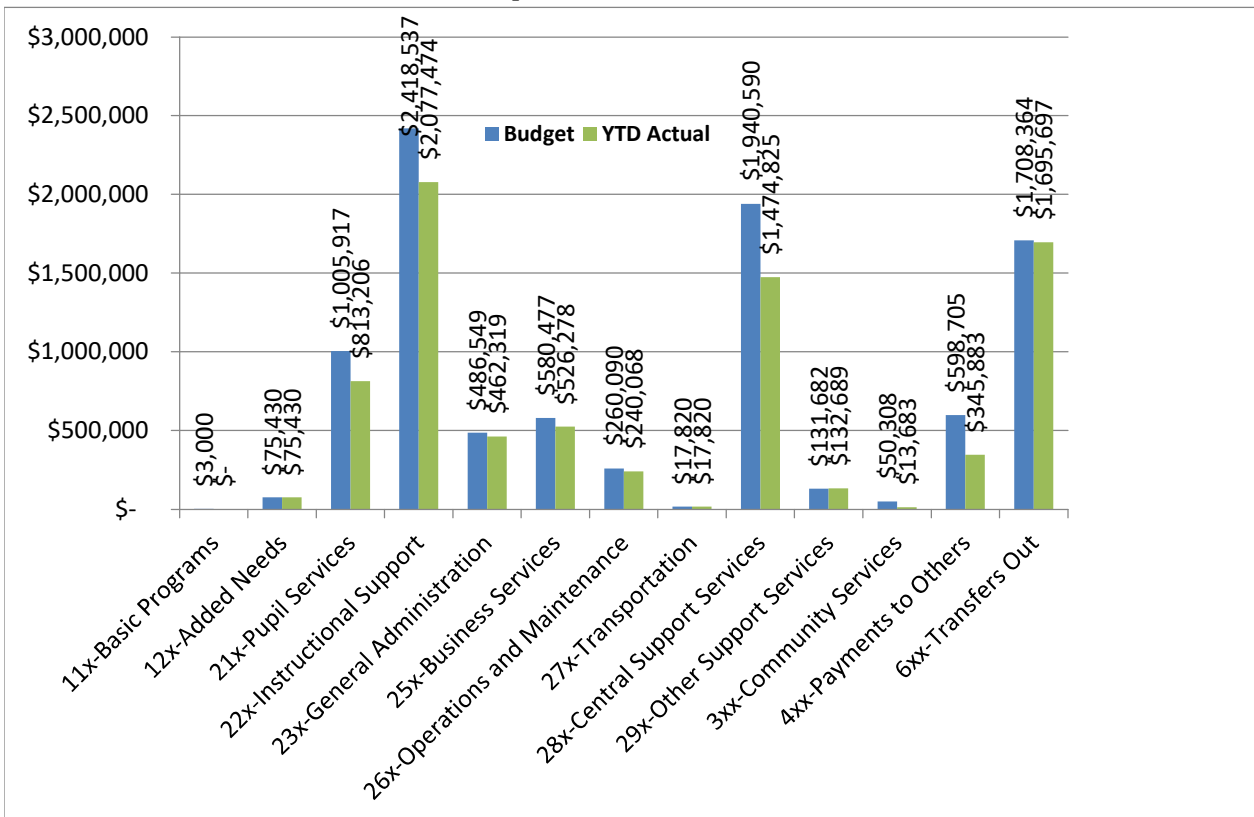
Fund Level	Function	Fiscal Year Budgeted Amount	Fiscal Year Amount
Travel Fund	1xx-Local Sources	\$ -	\$ 127,500
	Total Revenues	\$ -	\$ 127,500
	25x-Business Services	\$ -	\$ 14
	26x-Operations and Maintenance	\$ -	\$ 88,664
	71x-Depreciation Expense	\$ -	\$ 31,895
	Total Expenditures	\$ -	\$ 120,573
	Net Increase (Decrease)	\$ -	\$ 6,927
July 1, 2024 Fund Balance	\$ 350,323	\$ 350,323	
June 30, 2025 Fund Balance	\$ 350,323	\$ 357,250	

Eastern Upper Peninsula ISD

General Fund Revenues as of June 30, 2025

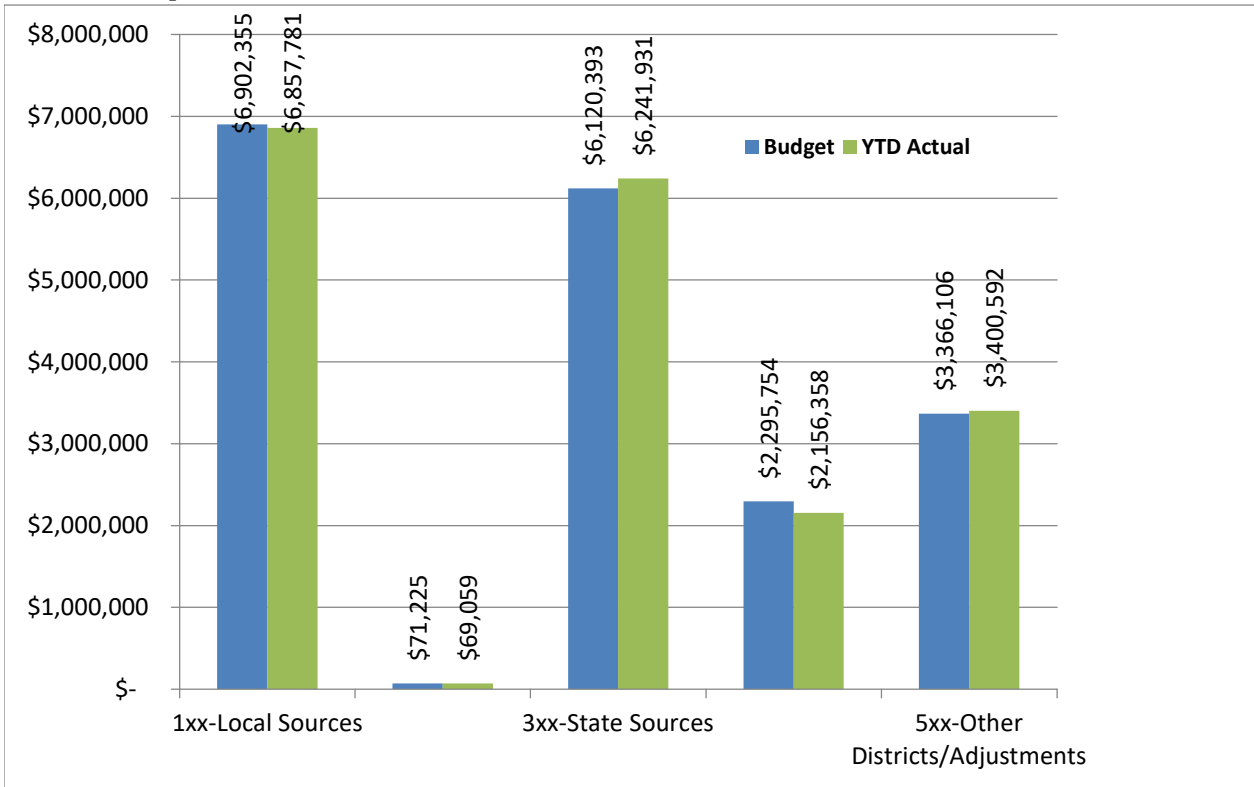


General Fund Expenditures as of June 30, 2025

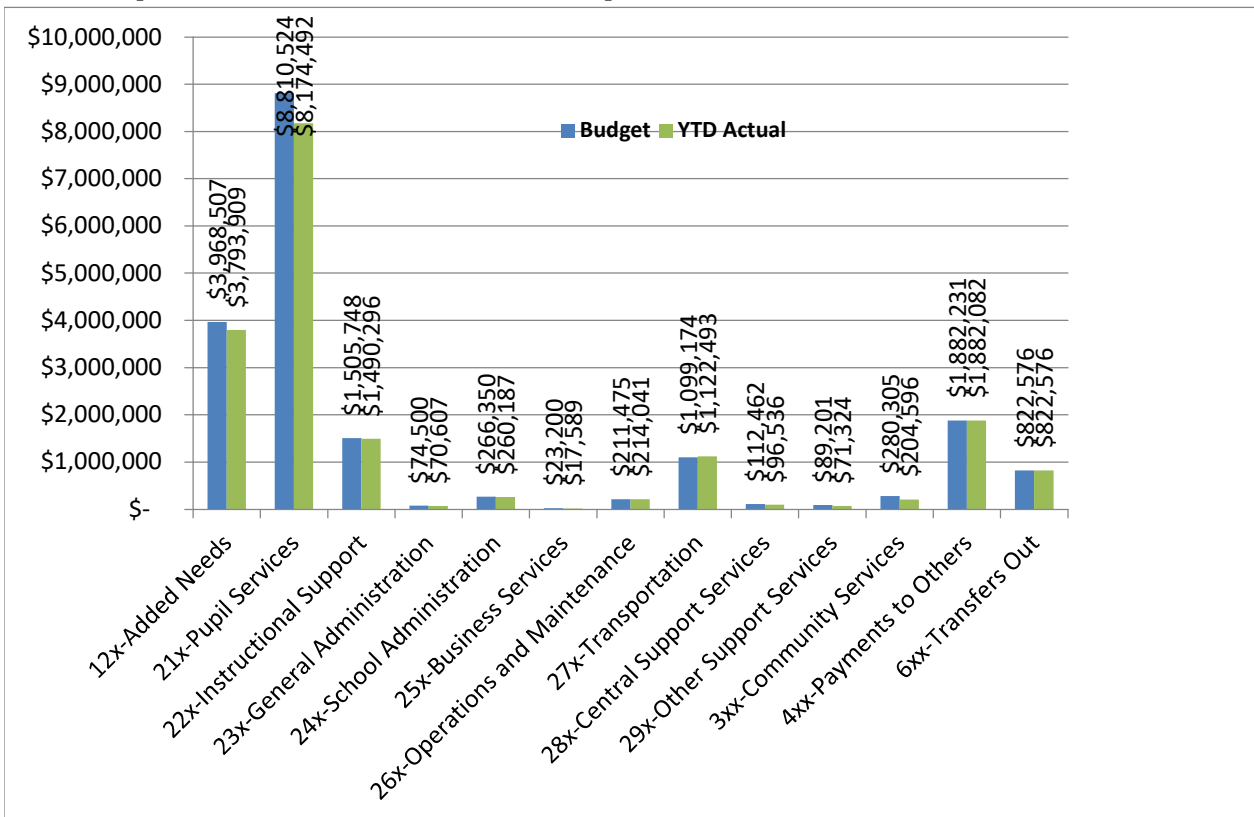


Eastern Upper Peninsula ISD

Special Education Fund Revenues as of June 30, 2025



Special Education Fund Expenditures as of June 30, 2025



Eastern Upper Peninsula Intermediate School District

**Balance Sheet
As of August 31, 2025**

	General	Early Childhood Fund	Special Education Fund	EUPConnect Collaborative Fund	CTE Fund	Co-op Fund	EUPBSC Fund	Capital Projects Fund	SE Transportation Fund	Travel Fund	Total Governmental Funds
ASSETS:											
Cash and equivalents	\$ 5,648,424	\$ 1,199,406	\$ 3,047,743	\$ 440,183	\$ 1,452,049	\$ 984,061	\$ 168,170	\$ 3,115,850	\$ 92,062	\$ 179,953	\$ 16,327,901
Due from other governmental units	141,596	-	407,530	-	-	139,150	6,567	-	128,732	-	823,575
Prepaid Expenditures	-	-	-	-	-	-	-	-	-	-	-
Accounts receivable	1,371	6,364	3,145	-	-	3,422	-	-	-	-	14,302
Capital Assets, Net	-	-	-	-	-	-	-	-	153,281	152,331	305,612
Total Assets	\$ 5,791,391	\$ 1,205,770	\$ 3,458,418	\$ 440,183	\$ 1,452,049	\$ 1,126,633	\$ 174,737	\$ 3,115,850	\$ 374,075	\$ 332,284	\$ 17,471,390
LIABILITIES:											
Accounts payable	\$ 43,375	\$ 1,782	\$ 12,625	\$ -	\$ 2,139	\$ 529	\$ 25,951	\$ -	\$ 236	\$ 2,351	\$ 88,988
Accrued salaries and withholdings	270,076	-	85,658	-	-	-	-	-	-	-	355,734
Unearned revenue	538,630	-	488,951	-	-	-	-	-	180,000	-	1,207,581
Due to other governmental units	(49,850)	-	989	-	-	-	-	-	99,403	-	50,542
Other Liabilities	-	-	-	-	-	-	-	-	-	-	-
Total liabilities	802,231	1,782	588,223	-	2,139	529	25,951	-	279,639	2,351	1,702,845
FUND BALANCES:											
Restricted for Special Education	-	-	1,546,174	-	-	-	-	-	-	-	\$ 1,546,174
Restricted for Early Childhood	-	1,178,324	-	-	-	-	-	-	-	-	1,178,324
Restricted for Technology Operations	-	-	-	-	-	767,104	-	-	-	-	767,104
Restricted for Future Network/System Upgra	-	-	-	-	-	175,000	-	-	-	-	175,000
Restricted for Facility Upgrades	-	-	-	-	-	184,000	-	-	-	-	184,000
Restricted for Business Services Consortium	-	-	-	-	-	-	148,786	-	-	-	148,786
Restricted for EUPConnect Collaborative	-	-	-	440,183	-	-	-	-	-	-	440,183
Restricted for Capital Projects	-	-	-	-	-	-	-	3,115,850	-	-	3,115,850
Restricted for Transportation	-	-	-	-	-	-	-	-	(58,845)	177,602	118,757
Restricted for CTE Program	-	-	-	-	1,449,910	-	-	-	-	-	1,449,910
Investment in General Fixed Assets	-	-	-	-	-	-	-	-	153,281	152,331	305,612
Non Spendable	-	-	-	-	-	-	-	-	-	-	-
Committed	12,204	25,664	11,946	-	-	-	-	-	-	-	49,814
Committed for Program Expansion	-	-	1,120,660	-	-	-	-	-	-	-	1,120,660
To be Committed - Program Expansion	-	-	191,415	-	-	-	-	-	-	-	191,415
Unassigned	4,976,956	-	-	-	-	-	-	-	-	-	4,976,956
Total fund balances	4,989,160	1,203,988	2,870,195	440,183	1,449,910	1,126,104	148,786	3,115,850	94,436	329,933	15,768,545
Total liabilities and fund balances	\$ 5,791,391	\$ 1,205,770	\$ 3,458,418	\$ 440,183	\$ 1,452,049	\$ 1,126,633	\$ 174,737	\$ 3,115,850	\$ 374,075	\$ 332,284	\$ 17,471,390

*Estimate

Revenues & Expenditures as of August 31, 2025

EASTERN UPPER PENINSULA ISD

Fund Level	Function	Fiscal Year Budgeted Amount	Fiscal Year Amount	Budget Balance	% of Budget	
General Fund	1xx-Local Sources	\$ 801,363	\$ 89,263	\$ 712,100	11.1%	
	2xx-Non-Political	\$ -	\$ 39,732	\$ (39,732)	#DIV/0!	
	3xx-State Sources	\$ 4,367,168	\$ 3,846,679	\$ 520,489	88.1%	
	4xx-Federal Sources	\$ 446,907	\$ (3,064)	\$ 449,971	-0.7%	
	5xx-Other Districts	\$ 626,114	\$ 28,519	\$ 597,595	4.6%	
	6xx-Transfers	\$ 575,049	\$ -	\$ 575,049	0.0%	
	Total Revenues	\$ 6,816,601	\$ 4,001,129	\$ 2,815,472	58.7%	
	11x-Basic Programs	\$ -	\$ -	\$ -	#DIV/0!	
	12x-Added Needs	\$ -	\$ -	\$ -	#DIV/0!	
	21x-Pupil Services	\$ 1,317,134	\$ 24,834	\$ 1,292,300	1.9%	
	22x-Instructional Support	\$ 2,314,471	\$ 326,062	\$ 1,988,409	14.1%	
	23x-General Administration	\$ 504,449	\$ 114,515	\$ 389,934	22.7%	
	25x-Business Services	\$ 604,017	\$ 101,270	\$ 502,747	16.8%	
	26x-Operations and Maintenance	\$ 238,962	\$ 45,086	\$ 193,876	18.9%	
	27x-Transportation	\$ -	\$ -	\$ -	#DIV/0!	
	28x-Central Support Services	\$ 962,273	\$ 131,294	\$ 830,979	13.6%	
	29x-Other Support Services	\$ 21,200	\$ 40	\$ 21,160	0.2%	
	3xx-Community Services	\$ 47,000	\$ 10,000	\$ 37,000	21.3%	
	4xx-Payments to Others	\$ 3,500	\$ 16,741	\$ (13,241)	478.3%	
	6xx-Transfers Out	\$ 1,207,914	\$ -	\$ 1,207,914	0.0%	
	Total Expenditures	\$ 7,220,920	\$ 769,842	\$ 6,451,078	10.7%	
	Net Increase (Decrease)	\$ (404,319)				
	July 1, 2025 Fund Balance	\$ 1,757,873	**Unaudited**			
	June 30, 2026 Fund Balance	\$ 1,353,554				

Fund Level	Function	Fiscal Year Budgeted Amount	Fiscal Year Amount	Budget Balance	Fiscal Year Amount	
Early Childhood Fund	1xx-Local Sources	\$ 467,485	\$ 71,122	\$ 396,363	15.2%	
	2xx-Non-Political	\$ -	\$ -	\$ -	#DIV/0!	
	3xx-State Sources	\$ 4,547,935	\$ 1,274,012	\$ 3,273,923	28.0%	
	4xx-Federal Sources	\$ 79,610	\$ -	\$ 79,610	0.0%	
	5xx-Other Districts	\$ -	\$ -	\$ -	#DIV/0!	
	6xx-Transfers	\$ 147,410	\$ -	\$ 147,410	0.0%	
	Total Revenues	\$ 5,242,440	\$ 1,345,134	\$ 3,897,306	25.7%	
	11x-Basic Programs	\$ 143,824	\$ -	\$ 143,824	0.0%	
	21x-Pupil Services	\$ 387,185	\$ 29,340	\$ 357,845	7.6%	
	22x-Instructional Support	\$ 683,368	\$ 90,933	\$ 592,435	13.3%	
	23x-General Administration	\$ -	\$ -	\$ -	#DIV/0!	
	24x-School Administration	\$ 9,417	\$ -	\$ 9,417	0.0%	
	25x-Business Services	\$ 15,384	\$ 58,000	\$ (42,616)	377.0%	
	26x-Operations and Maintenance	\$ 14,027	\$ -	\$ 14,027	0.0%	
	28x-Central Support Services	\$ 17,684	\$ 567	\$ 17,117	3.2%	
	29x-Other Support Services	\$ 25,000	\$ -	\$ 25,000	0.0%	
	3xx-Community Services	\$ 910,580	\$ 128,513	\$ 782,067	14.1%	
	4xx-Payments to Others	\$ 3,005,920	\$ (83,796)	\$ 3,089,716	-2.8%	
	6xx-Transfers Out	\$ 9,393	\$ -	\$ 9,393	0.0%	
	Total Expenditures	\$ 5,221,782	\$ 223,557	\$ 4,998,225	4.3%	
	Net Increase (Decrease)	\$ 20,658				
	July 1, 2025 Fund Balance	\$ 82,411	**Unaudited**			
	June 30, 2026 Fund Balance	\$ 103,069				

Fund Level	Function	Fiscal Year Budgeted Amount	Fiscal Year Amount	Budget Balance	% of Budget	
Special Education Fund	1xx-Local Sources	\$ 7,071,504	\$ 292,953	\$ 6,778,551	4.1%	
	2xx-Non-Political Sources	\$ 68,672	\$ 2,256	\$ 66,416	3.3%	
	3xx-State Sources	\$ 6,031,786	\$ (51,130)	\$ 6,082,916	-0.8%	
	4xx-Federal Sources	\$ 2,175,804	\$ 50,056	\$ 2,125,748	2.3%	
	5xx-Other Districts	\$ 4,026,327	\$ -	\$ 4,026,327	0.0%	
	Total Revenues	\$ 19,374,093	\$ 294,135	\$ 19,079,958	1.5%	
	12x-Added Needs	\$ 4,067,424	\$ 183,091	\$ 3,884,333	4.5%	
	21x-Pupil Services	\$ 9,066,828	\$ 297,886	\$ 8,768,942	3.3%	
	22x-Instructional Support	\$ 1,406,650	\$ 166,891	\$ 1,239,759	11.9%	
	23x-General Administration	\$ 41,500	\$ 1,800	\$ 39,700	4.3%	
	24x-School Administration	\$ 286,220	\$ 44,187	\$ 242,033	15.4%	
	25x-Business Services	\$ 23,284	\$ 2,815	\$ 20,469	12.1%	
	26x-Operations and Maintenance	\$ 208,632	\$ 21,518	\$ 187,114	10.3%	
	27x-Transportation	\$ 1,011,741	\$ 92	\$ 1,011,649	0.0%	
	28x-Central Support Services	\$ 94,710	\$ 1,412	\$ 93,298	1.5%	
	29x-Other Support Services	\$ 86,819	\$ 2,494	\$ 84,325	2.9%	
	3xx-Community Services	\$ 274,091	\$ 93,986	\$ 180,105	34.3%	
	4xx-Payments to Others	\$ 2,228,584	\$ -	\$ 2,228,584	0.0%	
	6xx-Transfers Out	\$ 851,068	\$ -	\$ 851,068	0.0%	
	Total Expenditures	\$ 19,647,551	\$ 816,172	\$ 18,831,379	4.2%	
	Net Increase (Decrease)	\$ (273,458)				
	July 1, 2025 Fund Balance	\$ 3,392,231	**Unaudited**			
	June 30, 2026 Fund Balance	\$ 3,118,773				

Revenues & Expenditures as of August 31, 2025

EASTERN UPPER PENINSULA ISD

Fund Level	Function	Fiscal Year Budgeted Amount	Fiscal Year Amount	Budget Balance	Fiscal Year Amount	
EUPConnect Collaborative Fund	1xx-Local Sources	\$ 9,000	\$ 1,434	\$ 7,566	15.9%	
	Total Revenues	\$ 9,000	\$ 1,434	\$ 7,566	15.9%	
	23x-General Administration	\$ -	\$ -	\$ -	#DIV/0!	
	25x-Business Services	\$ -	\$ 12	\$ (12)	#DIV/0!	
	28x-Central Support Services	\$ 75,000	\$ 8,000	\$ 67,000	10.7%	
	3xx-Community Services	\$ 70,000	\$ 400	\$ 69,600	0.6%	
	Total Expenditures	\$ 145,000	\$ 8,412	\$ 136,588	5.8%	
	Net Increase (Decrease)	\$ (136,000)				
	July 1, 2025 Fund Balance	\$ 447,159	**Unaudited**			
	June 30, 2026 Fund Balance	\$ 311,159				

Fund Level	Function	Fiscal Year Budgeted Amount	Fiscal Year Amount	Budget Balance	% of Budget	
Career & Technical Education Fund	1xx-Local Sources	\$ 3,154,999	\$ 27,145	\$ 3,127,854	0.9%	
	3xx-State Sources	\$ 24,713	\$ (2,316)	\$ 27,029	-9.4%	
	4xx-Federal Sources	\$ 101,610	\$ -	\$ 101,610	0.0%	
	5xx-Other Districts	\$ 44,258	\$ -	\$ 44,258	0.0%	
	Total Revenues	\$ 3,325,580	\$ 24,829	\$ 3,300,751	0.7%	
	12x-Added Needs	\$ 87,609	\$ 6,013	\$ 81,596	6.9%	
	13x-Adult/Continuing Education	\$ -	\$ -	\$ -	#DIV/0!	
	21x-Pupil Services	\$ -	\$ -	\$ -	#DIV/0!	
	22x-Instructional Support	\$ 358,970	\$ 53,437	\$ 305,533	14.9%	
	25x-Business Services	\$ 8,500	\$ 1,152	\$ 7,348	13.6%	
	27x-Transportation	\$ 7,000	\$ -	\$ 7,000	0.0%	
	28x-Central Support Services	\$ 32,989	\$ -	\$ 32,989	0.0%	
	4xx-Payments to Others	\$ 3,490,619	\$ (48,952)	\$ 3,539,571	-1.4%	
	6xx-Transfers Out	\$ 41,811	\$ -	\$ 41,811	0.0%	
	Total Expenditures	\$ 4,027,498	\$ 11,650	\$ 4,015,848	0.3%	
	Net Increase (Decrease)	\$ (701,918)				
	July 1, 2025 Fund Balance	\$ 1,436,729	**Unaudited**			
	June 30, 2026 Fund Balance	\$ 734,811				

Fund Level	Function	Fiscal Year Budgeted Amount	Fiscal Year Amount	Budget Balance	% of Budget
Cooperative Technology Fund	1xx-Local Sources	\$ 479,120	\$ 7,161	\$ 471,959	1.5%
	3xx-State Sources	\$ -	\$ (5,292)	\$ 5,292	#DIV/0!
	5xx-Other Districts	\$ 1,732,955	\$ 23,876	\$ 1,709,079	1.4%
	6xx-Transfers	\$ 285,834	\$ -	\$ 285,834	0.0%
	Total Revenues	\$ 2,497,909	\$ 25,745	\$ 2,472,164	1.0%
	25x-Business Services	\$ 220	\$ -	\$ 220	0.0%
	26x-Operations and Maintenance	\$ 56,085	\$ 7,081	\$ 49,004	12.6%
	28x-Central Support Services	\$ 2,268,536	\$ 226,036	\$ 2,042,500	10.0%
	45x-Building Improvements	\$ 62,000	\$ -	\$ 62,000	0.0%
	6xx-Transfers Out	\$ 45,000	\$ -	\$ 45,000	0.0%
	Total Expenditures	\$ 2,431,841	\$ 233,117	\$ 2,198,724	9.6%
	Net Increase (Decrease)	\$ 66,068			
	July 1, 2025 Fund Balance	\$ 1,333,477	**Unaudited**		
June 30, 2026 Fund Balance	\$ 1,399,545				

Fund Level	Function	Fiscal Year Budgeted Amount	Fiscal Year Amount	Budget Balance	% of Budget
Business Consortium Fund	1xx-Local Sources	\$ 491,359	\$ 1,406	\$ 489,953	0.3%
	3xx-State Sources	\$ -	\$ (4,220)	\$ 4,220	#DIV/0!
	5xx-Other Districts	\$ 931,721	\$ 205	\$ 931,516	0.0%
	Total Revenues	\$ 1,423,080	\$ (2,609)	\$ 1,425,689	#DIV/0!
	25x-Business Services	\$ 958,945	\$ 172,935	\$ 786,010	18.0%
	26x-Operations and Maintenance	\$ -	\$ -	\$ -	#DIV/0!
	28x-Central Support Services	\$ -	\$ -	\$ -	#DIV/0!
	4xx-Payments to Others	\$ 476,736	\$ -	\$ 476,736	0.0%
	6xx-Transfers Out	\$ 25,000	\$ -	\$ 25,000	0.0%
	Total Expenditures	\$ 1,460,681	\$ 172,935	\$ 1,287,746	11.8%
	Net Increase (Decrease)	\$ (37,601)			
July 1, 2025 Fund Balance	\$ 324,331	**Unaudited**			
June 30, 2026 Fund Balance	\$ 286,730				

Revenues & Expenditures as of August 31, 2025

EASTERN UPPER PENINSULA ISD

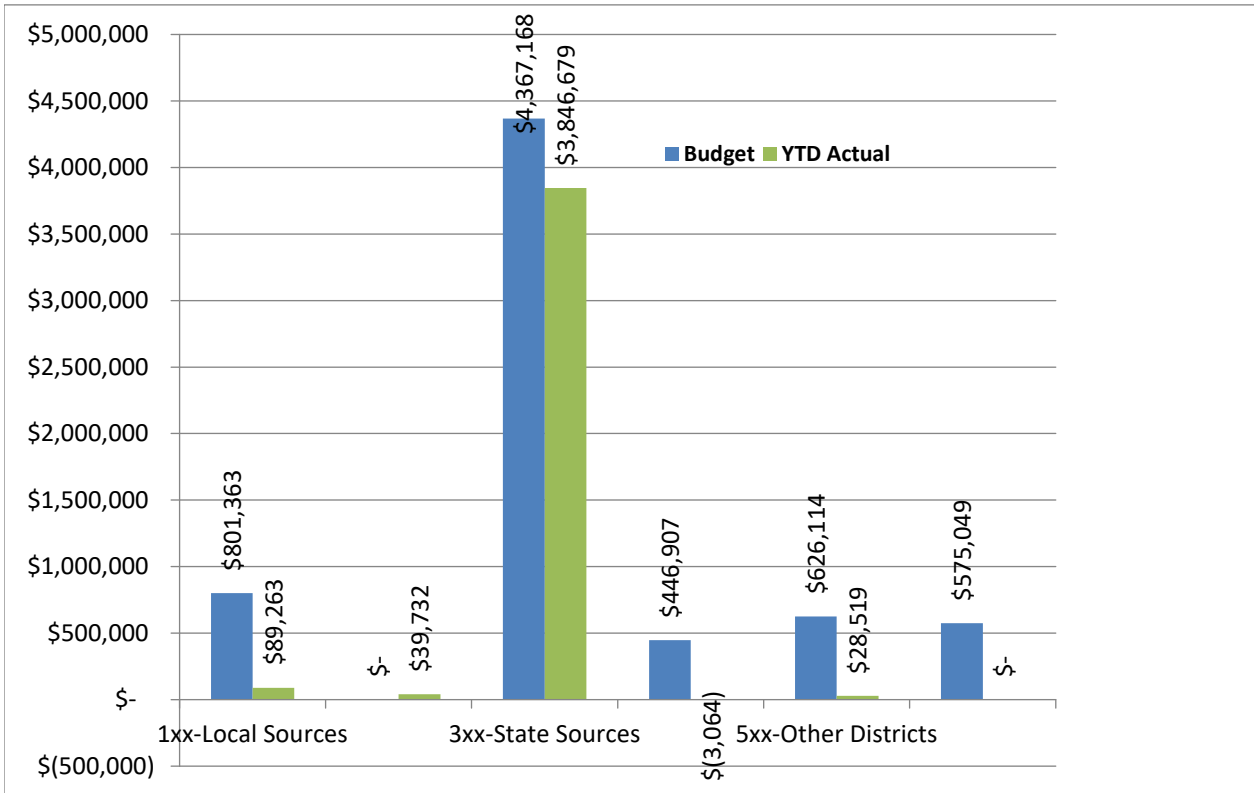
Fund Level	Function	Fiscal Year Budgeted Amount	Fiscal Year Amount
Capital Project Fund	1xx-Local Sources	\$ -	\$ 21,649
	Total Revenues	\$ -	\$ 21,649
	25x-Business Services	\$ -	\$ 44
	26x-Operations and Maintenance	\$ -	\$ 500
	28x-Central Support Services	\$ -	\$ -
	29x-Other Support Services	\$ -	\$ -
	45x-Building Improvements	\$ -	\$ 8,700
	5xx-Debt Service	\$ -	\$ -
	Total Expenditures	\$ -	\$ 9,244
	Net Increase (Decrease)	\$ -	
	July 1, 2024 Fund Balance	\$ 3,103,445	**Unaudited**
	June 30, 2025 Fund Balance	\$ 3,103,445	

Fund Level	Function	Fiscal Year Budgeted Amount	Fiscal Year Amount
Special Education Transportation Fund	1xx-Local Sources	\$ -	\$ -
	5xx-Other Districts	\$ -	\$ -
	Total Revenues	\$ -	\$ -
	27x-Transportation	\$ -	\$ 58,892
	71x-Depreciation Expense	\$ -	\$ -
	Total Expenditures	\$ -	\$ 58,892
	Net Increase (Decrease)	\$ -	
	July 1, 2024 Fund Balance	\$ 153,328	**Unaudited**
	June 30, 2025 Fund Balance	\$ 153,328	

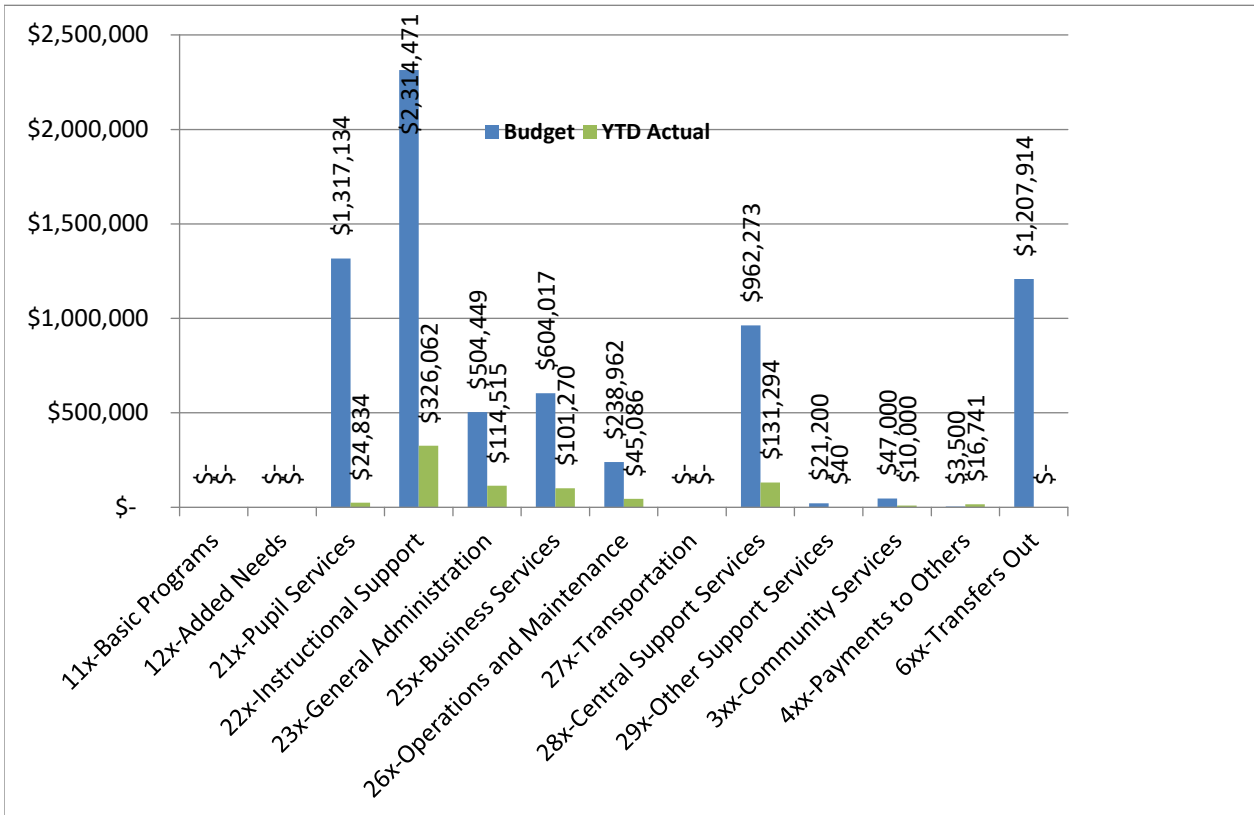
Fund Level	Function	Fiscal Year Budgeted Amount	Fiscal Year Amount
Travel Fund	1xx-Local Sources	\$ -	\$ 10,962
	Total Revenues	\$ -	\$ 10,962
	25x-Business Services	\$ -	\$ 3
	26x-Operations and Maintenance	\$ -	\$ 38,276
	71x-Depreciation Expense	\$ -	\$ -
	Total Expenditures	\$ -	\$ 38,279
	Net Increase (Decrease)	\$ -	
	July 1, 2024 Fund Balance	\$ 357,250	**Unaudited**
	June 30, 2025 Fund Balance	\$ 357,250	

Eastern Upper Peninsula ISD

General Fund Revenues as of August 31, 2025

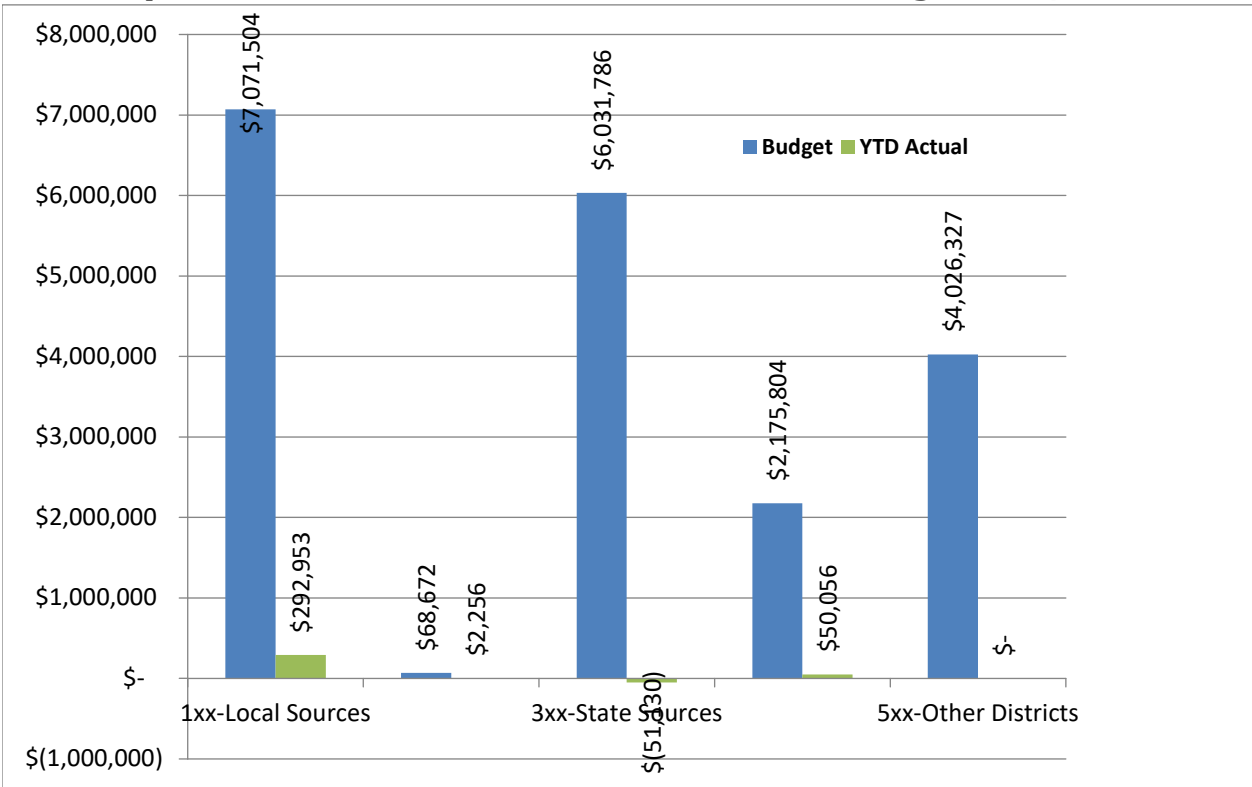


General Fund Expenditures as of August 31, 2025

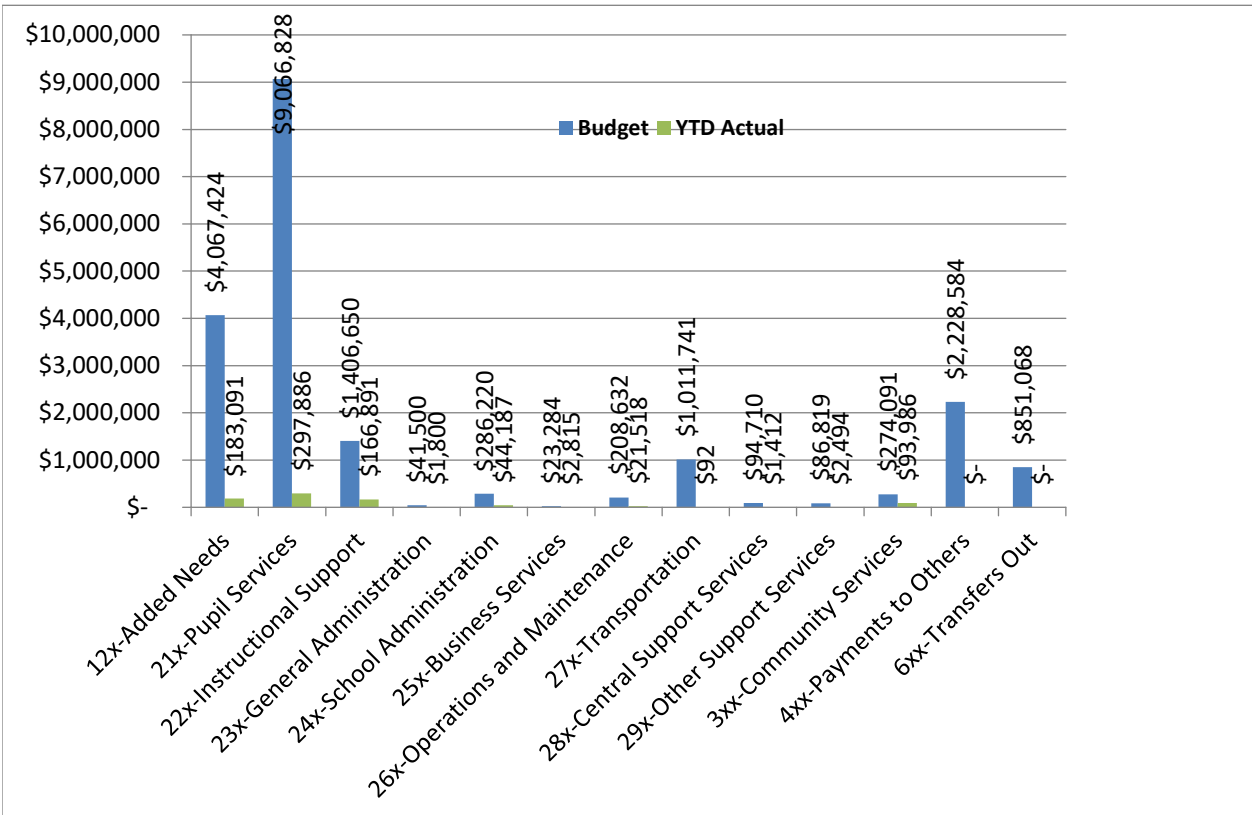


Eastern Upper Peninsula ISD

Special Education Fund Revenues as of August 31, 2025



Special Education Fund Expenditures as of August 31, 2025





EASTERN UPPER PENINSULA
INTERMEDIATE SCHOOL DISTRICT

SUPERINTENDENT'S REPORT ***September 2025***

Back to School!

Our students and staff have returned to their buildings around the region. I'm excited for the new year. There is a lot of positive energy in the region!

Legislative Update

We have started the school year without a state budget. The House passed a budget package that includes deep cuts across all departments. This package proposes \$2 billion in cuts or shifts from K12 funding. It brings worries about the School Aid Fund being raided again to benefit other departments.

Renovation Project – Central Office

The renovation project has been moving along. By the time of the board meeting, most of the carpet should be replaced. The furniture is in place, and the electrical work has been done. We're still waiting on the security system for the doors. The building looks great!

Promise Zone

The Authority Board has adopted the Development Plan, which has been approved by Treasury and the Attorney General's office. We are creating marketing materials and plan to begin fundraising by September 30th.

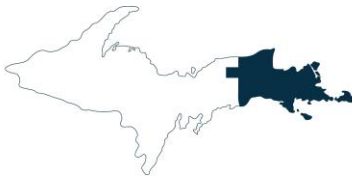
Superintendent Mission:

Create and maintain a positive organizational culture and climate
Facilitate strong communication, ambassadorship, and partnerships

I've been invited to join the board of the Michigan College Access Network (MCAN) to provide representation from the UP.

Advocacy:

- EUP Administrators
 - Set Seg Property & Casualty Board
 - MAISA
 - Rotary of Sault Ste. Marie, MI
 - EUP Promise Zone
- UP Superintendents/UPCED
City of Sault Ste. Marie LDFA
Headwaters North (SmartZone)
MISEN Board – July 2025



EASTERN UPPER PENINSULA INTERMEDIATE SCHOOL DISTRICT

Director of Special Education Report
September 2025

All Staff & Special Education Department Meeting

We had 102 members of the Special Education Department team face to face, in session for our annual full staff profession development session on August 18th. Not shown here are our 10 virtual staff and 6 new staff who have been onboarded with us since this session. The staff we have on the team are fabulous professionals and are really excited for a new school year!



Regional Math Update

The term dyscalculia is used to describe a specific learning disability impacting an individual's ability to accurately and efficiently perform math tasks. Individuals with dyscalculia often have



EASTERN UPPER PENINSULA
INTERMEDIATE SCHOOL DISTRICT

Director of Special Education Report
September 2025

significantly impaired working memory skills which are vital in performing math tasks. Concepts such as spatial awareness and pattern recognition, number sense, estimation, place holding during long calculations, math vocabulary, reading / understanding word problems, and place value / sequencing are often very challenging for individuals with dyscalculia.

Each year the Special Education (SE) department analyzes the math performance of special education students through the NWEA MAP assessment. Spring scores from one year are compared to spring scores from the previous year to determine the percentage of special education eligible students who have met their growth target in reading. The chart below provides the regional average for the past six years.

NWEA Math Growth: % of students with disabilities who met their growth target on NWEA – a spring-to-spring comparison					
2018-2019	*Winter 2021	2021-2022	2022-2023	2023-2024	2024-2025
49%	38%	55%	51%	56%	50%
<i>*No scores for 2019-2020 due to testing pauses during the COVID-19 pandemic. Winter 2021 scores were compared to winter 2020.</i>					

Compared to the literacy scores that were shared in August, math is an area of relative strength for special education programs in the EUP. Over the past six years, the SE Department has provided support for numeracy efforts through individual training in specific areas such Foundations of Math and Learning Progressions for Math. Additionally, the SE Department funded math coaching from Julie Bazinau from the General Education Department for both professional learning delivery and onsite coaching for special education teachers.

While the region is at a place that matches statistical expectations (50% of students should meet their growth target), we continue to strive for more. Last month the SE Department Report shared information about professional learning and support in place for uncertified staff. These supports are also provided for numeracy instruction.

During the 2025-2026 school year the Special Education Department will support three tracks of learning for all special education teachers and teacher apprentices – literacy, numeracy, and fostering student independence. This support will include an initial learning session along with onsite coaching support throughout the year.

Action Items:

- Out of State Travel: Katia Hughes & Rachel Fuerer
- Contracts: None
- Human Resources: None

EUPISD LEARNING CENTER

2025
SEPTEMBER



STORY WALK

We are excited to share that our school has launched a story walk for our students and community members. Story walk combines literacy and physical activity by placing pages of a book along a walking path, allowing participants to enjoy a story while moving from page to page. This interactive experience not only encourages a love of reading but also promotes wellness, outdoor learning, and family engagement. We are excited to offer new books every month, with a hard copy of the book available to classrooms in the building. We hope you have a chance to enjoy the story walk on your next visit!




WELCOME BACK

Ms. Melissa and Hunter are all smiles coming back to a new school year!



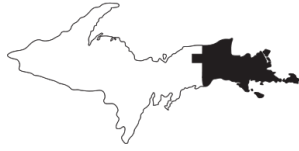
BALLOON GIGGLES

Ms. Jackie is giving Emilia, Nate and Liza the giggles blowing up balloons during sensory play.



CHICKA CHICKA

Jackson is 'climbing his coconut tree' in preschool by finding all the letters in his name.



Growth & Connection: 2024-2025 Early Childhood Highlights

This month, I'm sharing a reflection of the past program year (October 2024–September 2025). Our highlights are grounded in department priorities, using data to guide improvement, strengthening partnerships with families and community, and providing high-quality, inclusive services for children. These stories capture the growth and connection made possible through the dedication of our Early Childhood staff and the collaboration of families and partners across the EUP.

High-Quality Learning for Every Child

Department Priority: We are committed to providing affordable and accessible high-quality early learning experiences that are developmentally appropriate, nurturing, and designed to support young children's growth and success.

- All ISD-operated **Early Learning Centers increased enrollment.**
- **Expanded Great Start Readiness Program (GSRP)** with new 5-day program options, expanded classroom sizes, and opening of additional classrooms.
- Continued **Strong Beginnings** grant supports two 3-year-old classrooms in the region, further increasing access to high-quality early learning.
- Joined **Tri-Share** Michigan, helping more families access affordable child care through shared cost support.
- **\$30,000+ awarded in Early Learning Scholarships** helped families afford quality child care.
- **Increased child care subsidy** support made early learning opportunities more accessible and affordable.

Everyone Belongs, Everyone Thrives

Department Priority: We are committed to creating programs and opportunities that embrace diversity, promote equity, and ensure inclusion for families and staff.

- Established the **Early Childhood Community Inclusion Team** to lead efforts in promoting equity, diversity, and inclusion in community and early childhood settings.
- The **Early Childhood Student Assistance Team (EC-SAT)** was redesigned this year to improve coordination and efficiency, ensuring that children and families receive timely, individualized support across early learning programs.
- **\$500,000 grant** secured for an **inclusive outdoor play space**, creating new opportunities for children and families across the EUP.
- **\$50,000 Diversity Equity Inclusion Accessibility Challenge Grant** awarded to Parents as Teachers of the EUP to fund initiatives using diverse literacy materials that foster empathy, understanding, and global citizenship.

Educator Investment & Growth

Department Priority: We are committed to fostering a work environment that values, supports, and inspires our staff while providing opportunities for professional growth and ongoing development.

- Three Early Learning Center staff earned their **Child Development Associate (CDA)** credential.
- **Department staff completed advanced training** in literacy, American Sign Language, Reciprocal Imitation Teaching, Community Health Worker Certification, and special education leadership.
- **Staff shared their expertise at state & national conferences:**
 - “Experiences with Practice-Based Coaching in Early Intervention” at the Early On State Conference.
 - “Unlocking Diverse Futures: Born for Stories” at the Parents as Teachers International Conference in San Diego.
- **Provided over 100 hours of professional development** to regional early childhood professionals.

Connected and Empowered Families

Department Priority: We are committed to actively engaging families in their children’s learning, providing education, and connecting them to community resources to strengthen family well-being and child outcomes.

- **Expanded Parents as Teachers** with the addition of a new Parent Educator, allowing more families to participate.
- Established **Annual Family Engagement Calendar** to keep families connected with resources and family-friendly events across the region.
- **Summer Socials** and **Parent Cafes** hosted in all three counties, fostering community and connection.
- Participated in over **25 community events** across the tri-county region, connecting with families and promoting early learning opportunities.
- Expanded **Outdoor Story Walks** and **Talking is Teaching** promoting literacy and physical activity.
- Installed 2 **Life Jacket Loaner Stations**, giving families free access to life jackets and promoting safe outdoor water play.
- Increased distribution of **Welcome Wee Bags** and **Baby Passports**, providing newborns’ families with resources and tools to guide early learning and development from the very start.
- **Expanded Dolly Parton Imagination Library** funding and enrollment, giving more children access to free books.

Innovation & Partnerships

Department Priority: We are committed to pursuing innovative solutions, responsible financial stewardship, and strategic partnerships to build a strong, collaborative, and sustainable early childhood system.

- Became a **Help Me Grow** Affiliate and launched mearlychildhood.org, a **centralized referral system** that makes it easier for families and professionals to access early childhood services.
- Strengthened partnerships with the Chippewa County Health Department and statewide networks, securing nearly **\$20,000 in funding to support public awareness initiatives**.

- Wendrick's Truss generously **donated materials and labor** to build sensory tables and sound walls for EUPISD-operated Infant and Toddler programs.
- Continued **Early Childhood Career & Technical Education** partnership with Sault Career Center, increasing program enrollment and sharing an instructor between the ISD and SAPS to strengthen hands-on learning opportunities for high school students.
- Continued our partnership with Lake Superior State University, providing college students with **hands-on internship opportunities** in our early learning programs.
- The **Great Start Collaborative** meeting structure was re-engineered to balance multiple program and agency requirements while reducing program or topic-specific meetings, improving efficiency and supporting capacity across the region.
- **\$2,000 grant** from Galer Insurance Agency & Michigan Farm Bureau provided healthy snacks and meals for children at ISD-operated early learning centers, supporting efforts to fight childhood food insecurity.

Guided by Best Practices

Department Priority: We are committed to implementing research-informed and evidence-based practices to ensure children experience the highest quality learning and developmental opportunities.

- ***Early On** expanded referrals and services while completing the year with zero compliance findings, demonstrating continued growth and adherence to best practices.*
- *All **EUPISD-operated Early Learning Centers** improved their Great Start to Quality ratings and had no major childcare licensing violations, reflecting our commitment to safe, high-quality learning environments.*
- ***Parents as Teachers** maintained its Blue Ribbon Affiliate status, recognizing the program's high standards and exceptional support for families.*

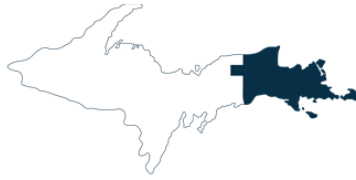
Informed Decisions, Better Outcomes

Department Priority: We are committed to using data strategically to identify inequities, monitor progress, and guide continuous improvement in all aspects of our programs and services.

- Partnered with BCBAs to support children with challenging behaviors, using data to target Tier 2 and Tier 3 interventions..
- Enhanced data reports and tracking from centralized referral system for Early On, Preschool Special Education, Help Me Grow, Developmental Screenings, Home Visiting, and infant/toddler and preschool program applications.
- Launched a new onboarding system for Early Childhood classroom staff, ensuring consistent training, tracking, and support.

We are deeply grateful to our dedicated staff, families, community partners, and local businesses whose support and collaboration make this work possible. Together, we are building a stronger early childhood system and brighter futures for children and families in our region.

Jessica Savoie, Director of Early Childhood
E: jessicas@eupschools.org Ph:(906) 259-8038



EASTERN UPPER PENINSULA INTERMEDIATE SCHOOL DISTRICT

General Education Department
Report to the EUPISD Board of Education
September 2025

[Gen Ed Updates and Information for 2025-2026](#)

- Important Links
- News and Updates
- Professional Learning Opportunities
- Student Events & Opportunities

[NEW!!! 2025 EUP Regional Assessment Data Presentation](#)

Staff Spotlight

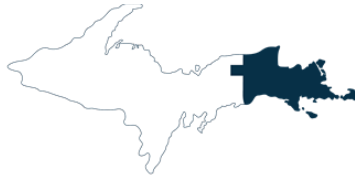


Alicia Johnson has been a regional Early Literacy Coach for the past 7 years. She works with K-5 teachers in the EUP to improve literacy instruction by co-planning lessons, modeling research-based instructional strategies, observing lessons and providing feedback on instruction, and analyzing student work and assessment data to inform instruction. Alicia also facilitates regional professional development on the Essential Instructional Practices in Early Literacy. The relationships she has built with her peers, teammates, and the teachers she coaches make her an incredible asset to our region.

Out of School Time

We had four districts participate in the Out of School Time consortium grant project in FY25 – JKL Bahweting, Lake Superior Academy, Pickford, and St. Mary's. Activities at these sights included:

- Hands-On Educational Programming in Mathematics
- Hands-On Educational Programming in Reading/Literacy
- Hands-On Educational Programming in Science
- Social-Emotional Learning
- STEM (Science-Technology-Engineering-Mathematics)
- Visual & Performing Arts



EASTERN UPPER PENINSULA INTERMEDIATE SCHOOL DISTRICT

General Education Department
Report to the EUPISD Board of Education
September 2025

Youth and Family Surveys were conducted at the end of the school year programming. The Youth Survey was divided into eight parts identified by research as key elements of high-quality programs: positive climate, absence of negative climate, youth voice, collaboration, growth mindset, identity development, school connection, and healthy eating/active living.

Summary of Family Survey Findings: Families of Eastern Upper Peninsula Intermediate School District's program participants most agreed that "This program makes me feel supported and welcomed.", and the program helped their child the most with "Being safe and staying out of trouble.". If Eastern Upper Peninsula Intermediate School District becomes unavailable, 71% of families would have to pay for other services and 65% of families said they would have to reduce work hours.

If you would like to read the report, use this link: [2025 OST Programs - Spring Survey Results](#)

Board Approval Items

EUP MiSTEM Region Newsletter September 2025

News and Resources from the EUP MiSTEM Region at the EUP Intermediate School District

As region 14 of the MiSTEM Network, the EUP MiSTEM Region is working with regional and statewide partners to empower education while making solid connections to business, industry, and careers.



EASTERN UPPER PENNINSULA ISD - 2025

EDUCATOR EXTERNSHIPS

FIELD TRIPS FOR TEACHERS & COUNSELORS! \$50 STIPEND

INDULGE YOUR CURIOSITY WHILE LEARNING HOW THE CONTENT YOU TEACH APPLIES IN INDUSTRY. EXPLORE LOCAL CAREERS TO HELP YOUR STUDENTS BECOME AWARE OF THEIR CAREER OPPORTUNITIES

EACH EXTERNSHIP WILL BE A HALF DAY, FACE TO FACE, MORNING TOUR OF THE EMPLOYER SITE, WITH 1-2 HOURS OF ASYNCHRONOUS, VIRTUAL WORK PRECEDING THE EXPERIENCE.

SIGN UP IS ON A FIRST SERVED BASIS AND CONFIRMATION OF SUCCESSFUL ENROLLMENT WILL BE SENT VIA EMAIL IN THE COMING WEEKS!

CHOOSE FROM THE FOLLOWING DATES AND EMPLOYER LOCATIONS

- July 9, 2025 - Soo Locks - Sault Ste. Marie, MI
- July 16, 2025 - Cloverland Electric Hydroelectric Plant - Sault Ste. Marie, MI
- July 23, 2025 - Carmeuse Lime & Stone - Cedarville, MI
- July 30, 2025 - Maple Hardwoods Sawmill - Hessel, MI

Register [HERE](#)

Logos: INVESTUP, MiSTEM Network Eastern Upper Peninsula Region, MICHIGAN WORKS!

EUP Summer Educator Externships

EUP Educators had some great summer externship experiences in July! These events were organized through a partnership between Michigan Works, Invest UP, MiSTEM, and EUPISD. Sites included the Soo Locks, Cloverland Electric Hydro Plant, Carmeuse Lime and Stone in Cedarville, and Maple Hardwoods Sawmill in Hessel. Thank you to all of these companies and organizations for hosting us!

Be on the lookout for future educator externship opportunities!

Check out the REMC22 Lend Library for classroom resources!

New: MiSTEM Collaboratives Website

Click [here](#) to see the new MiSTEM Collaboratives Website for Computer Science, Math and Science/Engineering!



Grant Opportunities

Seeds for STEM - Now Accepting Project Proposals!!

Seeds for STEM is a partnership between the EUPISD, EUP MiSTEM and the Chippewa County Community Foundation. Teachers can apply for funding to support project based learning. Project proposals are now being accepted through September 19! See the [Seeds for STEM Flyer](#) for more information and the application link.



Student Opportunities

Save the dates for upcoming student events!

- Chief Science Officers Leadership Training Institute at LSSU on September 23 and 24, 2025. This is for students in grades 8-12. Talk to your school Principal or Counselor for more information and nomination guidance

- [Math Modeling Competiton at LSSU](#) will be held on October 8, 2025 at LSSU for students in grades 7-12
- Manufacturing Day at LSSU will be held on October 16, 2025 at LSSU for grade 9 students
- Healthcare Career Day will be held on December 5, 2025 at MyMichigan Sault for grade 10 students
- [Regional EUP Science and Engineering Fair](#) will be held on December 9, 2025 at LSSU for K-8 students who qualify through their district Science and Engineering Fair
- [Mind Trekkers One UP Top of the Lakes Festival](#) will be held at LSSU on January 21, 2026 for EUP students in grades 7 and 8
- Pi Day at LSSU will be held on March 12, 2026

Professional Learning

EUP CSforAll SCRIPT Workshop

Why Attend This Workshop?

Michigan’s new High School Computer Science law requires all districts to offer a CS course beginning in 2027–28. This workshop will:

- Help districts assess readiness and current offerings
- Guide teams in self-assessment and planning aligned with SCRIPT’s five focus areas
- Provide examples of CS implementation pathways from Michigan districts
- Give dedicated time for districts to set SMARTIE goals and action steps
- Create opportunities to network and share strategies with other districts
- Help districts address the integration of AI effectively

Workshop Agenda Highlights

- Overview of Michigan’s New HS CS Law – What districts need to know about 2027-28
- CS Standards and Pathways – Aligning curriculum and practice
- District Self-Assessment – Where are you now? Where do you need to be?
- Visioning Session – Setting your district’s CS goals
- SMARTIE Goal Setting & Action Planning – Practical steps for moving forward
- Gallery Walk & Networking – Share ideas and next steps with other districts


School District Teams can register [HERE](#) for the October 29 SCRIPT session at the EUPISD. Please see the [SCRIPT Flyer](#) for more information

Elementary Science Teacher Leader Corps - Observation through Instructional Rounds

Teacher Leaders have identified the need to focus on a community of practice in which they can share through the observation of instruction. The days at the school districts would consist of observation of classroom instruction followed by a professional learning protocol to learn from those observations. The goal is to increase instructional capacity and our ability to support high quality instruction. These days will also function to identify and develop projects within the group that stem from the needs and goals that are identified through our

SCRIPT

What does it take to build a local computer science education plan for your school district? Come to a SCRIPT workshop and find out!



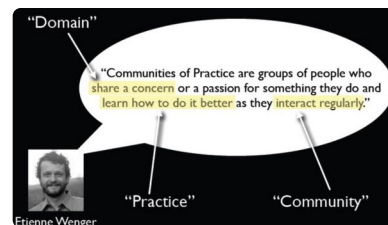
professional learning and observation process. Goals and deliverables will be established, and this work will be shared regionally as the projects develop.

Classroom observations and meetings will take place at Rudyard Elementary on October 22, 2025 and Sault Elementary on March 10, 2026.

[Register HERE](#)

EUP Regional Communities of Practice

Regional communities of practice are designed for teachers to improve teaching and learning, focusing on challenges in the classroom and innovative practices. Members will share ideas, strategies, and resources, offer feedback and engage in professional learning, fostering a culture of continuous improvement. This collaboration will strengthen individual practices and the school community, leading to positive educational outcomes.



- [Secondary Math Community of Practice](#)
- [Secondary Science Community of Practice](#)
- Career and Technical Education Community of Practice
- [Secondary Social Studies Community of Practice](#)
- [Elementary grades K-1-2 Community of Practice](#)
- [Elementary grades 3-4-5 Community of Practice](#)
- [Indigenous Education Community of Practice](#)
- [6-12 Language Arts Community of Practice](#)
- [EUP: Health and PE Community of Practice](#)
- [VPAA Community of Practice](#)
- [World Languages Community of Practice](#)
- [Special Education Master Teacher Community of Practice](#)

Code.org CS Discoveries Virtual Workshop

Are you looking for Computer Science professional learning? The CSforMichigan Collaborative is offering multiple scholarships for our [Code.org](#) CS Discoveries Virtual Workshop. This workshop provides educators all the tools necessary to implement [Code.org](#)'s middle school materials starting in Fall 2025.

This opportunity comes with a \$750 stipend for completion of the workshop!

We look forward to having your registration for this workshop or feel free to share with your colleagues.

[Code.org](#) CS Discoveries Virtual Workshop

CS Workshops at the Middle School

The workshop is a multi-day professional learning series in Summer 2025, spanning five consecutive days in the summer and eight after-school days virtually during the school year. It supports new-to-CS and veteran CS teachers with the tools to implement MS & HS courses.

Implement units on Game Design, Web Design, Physical Computing, and AI

Who is Invited: 6th-10th grade educators

Workshop Dates/Locations: Virtual - August 4 -8, 2025 (**\$750 Stipend!**) - There is a face-to-face workshop in Bay City but only the virtual workshop comes with a stipend.

What is included (\$2,500 value):

- Workshop registration, workshop materials, and swag (\$750 stipend for virtual participants)

[For More Information about Code.org Workshops](#)

Square One Education Network

Schoolyear professional learning opportunities with Square One can be found [HERE](#).

Michigan Agriculture in the Classroom

Did you know that Michigan is the nation's second largest producer of apples? There are more than 17.6 million apple trees covering 38,000 acres on 850 family run farms in Michigan. Growers pride themselves on a rich heritage of producing an array of Michigan apple varieties.



Here are some [Lessons and resources!](#)

STEM Teaching Tools

The [STEM Teaching Tools](#) are resources that have been developed through a project called [ACESSE](#) through the Council of State Science Supervisors. EUP teacher Billie Ennes was part of the team from Michigan, along with MiSTEM Executive Director Megan Schrauben who contributed to the development of the [newest STEM Teaching Tool](#) aimed at helping STEM education leaders move with community towards culturally affirming and sustaining practices! Thank you to Billie for representing Michigan and the EUP!



with
Business
and
Industry
Partners
Chippewa
County
EDC
Luce
County
EDC
Sault
Ste.
Marie
EDC
Mackinac
County
Economic
Alliance
Chippewa
County
Community
Foundation
Lake
Superior
State
University
Bay
Mills
Community
College
Eastern
Upper
Peninsula
Intermediate
School
District
Upper

Peninsula Michigan Works!

Career Connections

We are working with a number of partner organizations regionally and statewide to provide connections between employers, students, job seekers, and economic development organizations. If you are from any of those sectors and are interested in discussing career awareness, internships, apprenticeships, work-based learning, and training/education please reach out to us! Here are a few of our partner resources that you may find helpful.



[UP Michigan Works!](#)



**TOMORROW'S
TALENT
SERIES**

[Tomorrow's Talent Series](#)



**MICHIGAN DEPARTMENT OF
LABOR & ECONOMIC
OPPORTUNITY**

[Michigan Department of Labor and Economic Opportunity](#)



**Eastern Upper
Peninsula Region**

Contact the EUP MiSTEM Region

Email: eupstem@eupschools.org

[EUP MiSTEM Region Website](#)



VISION

Michigan is home to a generation of innovators who create more inclusive and prosperous businesses and communities.

MISSION

Be the catalyst for equitable access and engagement in authentic STEM experiences in every community in Michigan.

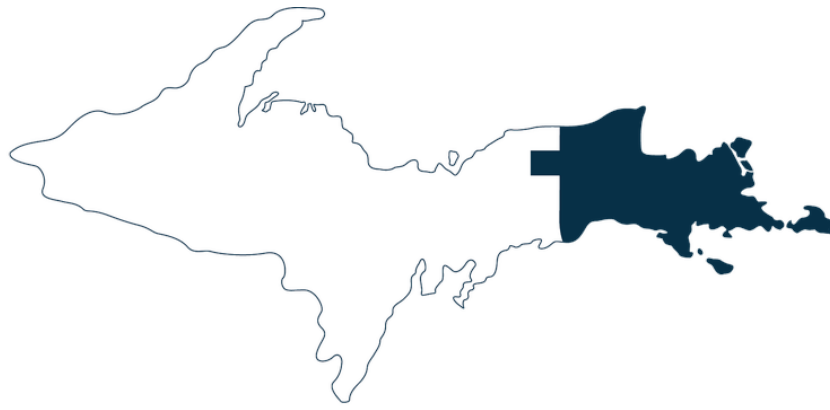
STRENGTHEN NETWORK

ADDRESS DISPARITIES

STRATEGIC COMMUNITY PARTNERSHIPS

DEVELOP 3P LEARNING

ELEVATE COMPUTER SCIENCE



EASTERN UPPER PENINSULA INTERMEDIATE SCHOOL DISTRICT

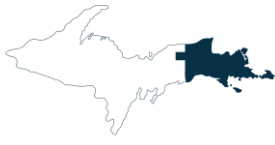
In the Background...

We celebrated our 10th year of partnering with the Inland Seas Education Association and DoD STEM to host student sailing and scientific discovery events in Hessel!



Kevin St. Onge

Kevin is using Smore to create beautiful newsletters



SERVICES

EUPConnect Collaborative/E-Rate Consortium Contract Award Update

While the award is still under review, Merit continues their pre-planning and is scheduled to be in the EUP for additional site walks 4 separate weeks mid-September to mid-October. The ISD tech team will accompany the local Superintendent or delegate for these visits that generally plan the fiber path onto and through the campus.

Managed Internal Broadband Service

The current contract for the Cooperative Technology Services team at the ISD to provide MIB service for the region expires June 30, 2026. It is anticipated that the EUPCC/E-Rate Consortium will issue an RFP for the next 5 year cycle of Category 2 E-Rate funding in the next few months, and that we would plan a bid response.

SYSTEMS

DRC INSIGHT Update

There was a substantial update for DRC that was completed in August to be ready for WIDA and M-STEP assessments.

SUPPORT

Mechanical Electronics Technician

Eugene Burlew, a high school student worker at the ISD in 2021-22, has accepted the position. We are excited to add capacity to the expanding regional needs in this space with Eugene's skills and similar experiences he gained while a student worker at Bay Mills Community College.

End of Windows 10 Support

No security updates for Windows 10 after October 14, 2025, so will need to be removed from our network. Older hardware that does not support Windows 11 will need to be replaced. This has been in the works for a few years but we are still finding pockets of devices not compatible for upgrade and working through those scenarios.



**FINANCE/HUMAN RESOURCES REPORT TO THE
EASTERN UPPER PENINSULA INTERMEDIATE SCHOOL DISTRICT
BOARD OF EDUCATION**



**Dena Mayer, Director of Finance and Human Resources
September 2025**

BUSINESS/FINANCE

June 30, 2025, Financials. The auditors were here, and things went well. We are still working through the final items as accounting rules require work to be completed 60 days after the end of the year. Our business office team is currently working on what is needed to be sure the auditors have everything needed. I will post the financials before the meeting and review them at the meeting.

July & August 2025, Financials. Due to the closing of 2024-25, we are in the process of reversing 2024-25 financial transactions that happened this year that were for last year – this is the process where we reverse prior year accruals. I will post the financials before the meeting and review them at the meeting.

2025-26 Budgets. Due to the continued lack of school aid budget, many of our grants that follow the state year (October 1) have not been finalized. Due to the uncertainty, we are now planning a budget amendment for December.

Out of State Travel Update. My out-of-state travel to Harrisburg, Pennsylvania, had been previously approved. Due to a variety of scheduling conflicts, the trip was postponed and is now scheduled for November 5- 6, 2025. I will be out of state from November 4 – 7. All costs are covered by MILAF.

Custodian. We have updated the current job posting for an additional custodian at the Learning Center to a full-time position. We also have a substitute position posted to provide coverage as needed at both locations.

HUMAN RESOURCES

- New Hires:

- **Brooke Neeb.** Special Education Supervisor – Part Time
- **Eugene Burlew.** Mechanical Electronics Technician

- Resignations:

- **Stacy Benoit.** Early Childhood Special Education Assistant Teacher
- **Amber Taylor.** Instructional Aide
- **Nicole Sambrano.** Early Childhood Family Engagement Specialist
- **Cierra Molina.** Payroll/Business Office Specialist

- New Hires/Resignations – Contracted:

- **None.**

- Other Updates:

- **Leah Beelen** will be transferring from an Early Childhood Assistant Caregiver (Edustaff) to Early Childhood Special Education Assistant Teacher (Payroll).
- **Carrie Bennett** has transferred from LifeSpan Nutrition Facilitator to Project Search Skills Trainer.
- Several changes to the special education bus routes have been made this year. Currently, we have no students from Newberry attending the Learning Center. The results of these changes caused a lay-off for bus driver **Myrven Dake** and a reduction of bus aide hours for **Amber**



Taylor (who also resigned completely from the EUPISD), and **Brenda McMillan** (Brenda remains a full-time instructional aide).

- Other Staffing Updates:
 - As we start the school year, below is a current list of our staffing structure:
 - 165 - Full-time employees
 - Superintendent Office - 3
 - Business Office – 15
 - Early Childhood - 14
 - Food Service – 1
 - General Education – 12
 - Maintenance/Custodial – 2
 - Special Education – 99
 - Technology – 12
 - Transportation – 10 (3 bus aides are also instructional aides)
 - 10 – Part-time employees
 - Business Office – 3
 - Early Childhood - 1
 - General Education – 1
 - Transportation - 2
 - Special Education – 3
 - 8 – High School/College Interns
 - Business Office – 1
 - Early Childhood – 3
 - Special Education - 1
 - Technology – 3
 - 18 - Childcare Center Workers (Edustaff)
 - 15 Full-time
 - 3 Part-time
 - 2 – Part-time custodians (Edustaff)
 - 37 - Contracted in-person/virtual ancillary providers (Various contractors):
 - Speech Pathologist – 19
 - Occupational Therapist/Assistant Therapist - 11
 - Physical Therapist – 2
 - School Social Workers – 2
 - Teacher Consultant – Visually Impaired – 1
 - Music Therapist – 1
 - Transportation Supervisor - 1

Update on Current Openings:

- Accountant (New position)
- Business Manager
- Custodian – Full Time (Learning Center)
- Custodian - Substitute
- Occupational Therapist
- School-Based Mental Health Provider Intern
- Speech & Language Pathologist
- Special Education Teachers
- Early Childhood Assistant Caregiver – Various locations
- Learning Center Instructional Aide
-



To: EUPISD Board Members
From: Katia Hughes
Position: Transition Coordinator/Special Education Supervisor
Date: August 29, 2025
Subject: Funding Request to Attend DCDT International Conference 2025

Dear EUPISD Board Members,

I am writing to formally request funding to attend the Division on Career Development and Transition (DCDT) International Conference, which will be held from October 8–12, 2025, at the Sheraton Denver Downtown Hotel in Denver, Colorado.

This annual event is hosted by the Council for Exceptional Children (CEC) and is recognized as a leading national conference for Transition services. The conference features over 300 sessions aligned with evidence-based practices and innovative strategies across key focus areas, including:

- Transition assessment and planning
- AI and technology in special education
- Postsecondary education and employment readiness
- Promoting independent living and self-determination skills
- Family and community partnerships

Attending this conference will offer a valuable professional development opportunity to learn about the most current and effective practices in transition planning. I intend to bring back and share these resources with our special education team to support and strengthen the implementation of transition best practices across our region.

Estimated Costs

Item	Estimated Cost
Conference Registration	\$600
Airfare	\$800 (round trip)
Hotel (4 nights @ ~\$250/night)	\$1,000
Meals	\$340
Transportation (to/from hotel)	\$100
Total Estimated Cost	\$2,940

Note: Rates are based on current pricing from the DCDT conference website and standard travel estimates.

I am confident that attending this conference will be a high-value investment, both for my professional growth and for advancing our department's mission to improve outcomes for students with disabilities.

Thank you for considering this request.

Sincerely,

Katia Hughes, MSOT, OTRL

Transition Coordinator/Special Education Supervisor

khughes@eupschools.org

(906) 203-4737

**EASTERN UPPER PENINSULA ISD
REQUEST TO ATTEND OVERNIGHT CONFERENCE/WORKSHOP
REQUEST FORM**

Name: Rachel Fuerer Conference: CASE
 Date(s) of Conference: Nov. 4-7 Conference Location: Oklahoma City
 Funding Source: Special Education ASN/Account #: 22.1283.000.1055
 Justification for Travel: _____

INSTRUCTIONS FOR COMPLETION

- A. Submit this completed request form to the supervisor for approval prior to conference/workshop.
- B. After approval, request form is returned to conference/workshop participant.
- C. Immediately after attending conference/workshop, staff member submits completed request form with actual costs to supervisor. Supervisors retain form by department.
- D. *NEW- If out of state*, please submit a copy of the completed form to the Business Office - required to be posted by the MDE.

ESTIMATED

Complete PRIOR to Attending

\$ 570.00 Registration
 \$ 302.00 *Meals-see below
 \$ 810.00 Lodging
 \$ 1,150.00 Mileage
 \$ 100.00 Misc.
 \$ 2932 **TOTAL**

Rachel Fuerer 8/29/25
 Employee Signature Date

PRE TRAVEL APPROVAL

Approved Denied

[Signature] 9/2/2025
 Supervisor Signature Date

ACTUAL COSTS

Complete AFTER Attending

\$ _____
 \$ _____
 \$ _____
 \$ _____
 \$ _____
 \$ _____
 \$ 0

For all travel reimbursement, full itemization of expenditures is required.
 Attach extra detail or breakdown of funding sources as needed.
 Out-of-state travel requires prior Board approval.
 Exceptions to the reimbursement rates require advance Superintendent approval.

 Employee Signature Date

POST TRAVEL APPROVAL

 Supervisor Signature Date

4. # of Breakfasts	@ \$18.00	=	\$ <u>72.00</u>
4. # of Lunches	@ \$20.00	=	\$ <u>80.00</u>
5. # of Dinners	@ \$30.00	=	\$ <u>150.00</u>
Total Available for All Meals			\$ <u>302.00</u>

Break out the partial travel days and where some meals are provided as part of the event.
 Staff are expected to exercise reasonable care with expenses and attach detailed receipts for reimbursement.