

EASTERN UPPER PENINSULA INTERMEDIATE SCHOOL DISTRICT  
BOARD OF EDUCATION BOARD AGENDA

Wednesday, February 12, 2025, 5:00 PM

In person  
EUPISD Central Office  
315 Armory Place  
Sault Ste. Marie, MI 49783

- I. Roll Call
- II. Approval of Agenda  
Approval of the Agenda as presented.
- III. Communications/Recognition/Presentation
- IV. Minutes
  - A. Approval of Regular Meeting minutes of January 8, 2025 3
- V. Financial Report and Approval of Bills 5  
The financial status of the district is represented by the Balance Sheet and Financial Statement for January 2025. Attached are the Cash and Investment Report and a list of payments for the month of January which are presented for your review and approval.
- VI. Public Comment
- VII. Reports
  - A. Board of Education
  - B. Regular
    - 1. Superintendent 33
    - 2. Special Education & EUPISD Learning Center 34
    - 3. Early Childhood 40
    - 4. General Education, CTE, & STEM 43  
EUP MiSTEM Region Newsletter | Smore Newsletters for Education
    - 5. Technology
    - 6. Finance & Human Resources 57
- VIII. Unfinished Business
- IX. Policy Review
- X. New Business
  - A. Annual Education Report 59  
The Annual Education Report is required to be presented and posted each year.

<p>B. Approve the January 2025 Thrun Policy Updates</p> <p>Thrun policies do not require two board readings before updating the policies; the updated policies do not need to be individually approved; the Board may simply approve the January 2025 Thrun Policy Updates altogether in a single action.</p> <p>C. Approval for Out-of-State Travel</p> <ul style="list-style-type: none"> <li>• This is a request is for Brooke Beacom, Early Literacy Consultant, to attend the LitCon conference and Science Improvement HUB meeting in (Columbus, OH), February 2-5, 2025 for an amount not to exceed \$2,160 with costs covered by the Reading Recovery budget.</li> <li>• Additional request for Kevin St. Onge, EUP MiSTEM Region Director, to attend the National Science Teachers' Association Conference in Philadelphia, March 26-29, 2025 for an amount not to exceed \$2,444.11 with costs covered by the MiSTEM Network.</li> <li>• Additional request for Jessica Savoie, Rachel Denis, and Kelli Fenlon-Wiinamaki to attend the UNC International Inclusion Institute in Chapel Hill, North Carolina, May 13-15, 2025 for an amount not to exceed \$6,678 with costs covered by the 32p(4) Home Visitation and Early On grants.</li> </ul> <p>D. Adoption of EUPISD Common Calendar</p> <p>ISDs are required to adopt a five-year calendar to apply to all of its constituent districts and to its ISD programs. The calendar must also be posted on the website.</p> <p>E. Adoption of EUPISD Calendar</p> <p>It is necessary for the board to approve our agency's work day calendar for the 2025-2026 year. This is based on 245 work days.</p> <p>F. Unpaid Leave of Absence</p> <p>Taylor Wollan, School Based Mental Health Provider, has requested an unpaid leave of absence from April 7, 2025 through May 2, 2025.</p> <p>Shelli Plumm, Instructional Aide, has requested an up to one-year unpaid leave of absence commencing January 31, 2025.</p> <p>G. Adjustment of Wages for Student Workers</p> <p>It is recommended that the student-worker wages increase to \$13.00 per hour for High School - Year 1; \$14.00 per hour for High School - Year 2; and \$15.00 per hour for college, effective February 21, 2025.</p> <p>H. Approval of Job Description Attachment</p>	<p>61</p> <p>64</p> <p>68</p> <p>69</p> <p>70</p>
<p>XI. Additional Business</p> <p>A. Superintendent Evaluation - Discussion Only</p> <p>The board members have received the superintendent's self-assessment. Evaluations will need to be completed and emailed to the board president. The results will be compiled and presented at the March meeting.</p>	
<p>XII. Adjourn</p>	

MINUTES OF THE REGULAR MEETING OF THE BOARD OF EDUCATION  
OF THE  
EASTERN UPPER PENINSULA INTERMEDIATE SCHOOL DISTRICT

EUPISD CENTRAL OFFICE  
SAULT STE. MARIE, MICHIGAN

January 8, 2025  
5:00 P.M.

The regular meeting of the Board of Education of the Eastern Upper Peninsula Intermediate School District was called to order at 5:00 p.m. by President Patricia Weinreis.

**I. ROLL CALL**

- A. Board Members Present: Doug Besteman, Eric Galer, Don Gustafson, Janice O’Boyle, Patti Weinreis, Marjorie Nelson, Kurt Perron
- B. Board Members Absent: None
- C. EUPISD Staff Present: A. McArthur, D. Mayer, V. Masuga, J. Savoie, D. Reintsma, R. Fuerer, R. Byma
- D. Visitors: none

**II. APPROVAL OF THE AGENDA**

- A. Moved by Galer, supported by O’Boyle, to approve the agenda as presented. Motion **CARRIED** (unanimous).

**III. COMMUNICATION/RECOGNITION/PRESENTATION**

- A. School Board Appreciation month recognition

**IV. MINUTES**

- A. Moved by Gustafson, supported by Besteman, to approve the regular meeting minutes of December 11, 2024. Motion **CARRIED** (unanimous).

**V. FINANCIAL REPORT AND APPROVAL OF BILLS**

- A. Moved by Besteman, supported by O’Boyle, to approve December payment of vouchers in the total amount of \$1,287,197. Motion **CARRIED** (unanimous).

**VI. PUBLIC COMMENT**

- A. None

**VII. REPORTS**

- A. Board of Education
  - 1. None
- B. Regular
  - 1. Written reports were provided

**VIII. UNFINISHED BUSINESS**

**IX. POLICY REVIEW**

**X. NEW BUSINESS**

- A. Moved by O'Boyle, supported by Gustafson, to accept donations from The Federal Home Loan Bank of Indianapolis, Central Savings Bank, and Dean Management Services. Motion **CARRIED** (unanimous)
- B. Moved by Galer, supported by O'Boyle, to accept the retirement of Gary Garn, Teacher Consultant for HI/VI. Motion **CARRIED** (unanimous).
- C. Moved by O'Boyle, supported by Gustafson, to approve the HIV/STI Education model for the EUP ISD Learning Center as presented. Motion **CARRIED** (unanimous).
- D. Moved by Besteman, supported by Galer, to approve the Parent Advisory Committee appointment as presented. Motion **CARRIED** (unanimous).

**XI. ADDITIONAL BUSINESS**

- A. The board discussed the new superintendent evaluation model.

**XII. ADJOURN**

- A. Moved by Gustafson, supported by Galer, to adjourn the meeting at 5:43 p.m. Motion **CARRIED** (unanimous).

Respectfully Submitted:

Approved:

---

Don Gustafson  
Secretary

---

Patricia Weinreis  
President

**Eastern Upper Peninsula Intermediate School District**

**Balance Sheet  
As of January 31, 2025**

	General	Early Childhood Fund	Special Education Fund	EUPConnect Collaborative Fund	CTE Fund	Co-op Fund	EUPBSC Fund	Capital Projects Fund	SE Transportation Fund	Travel Fund	Total Governmental Funds
<b>ASSETS:</b>											
Cash and equivalents	\$ 6,521,221	\$ 1,053,307	\$ 503,025	\$ 476,855	\$ 2,234,839	\$ 984,903	\$ 112,713	\$ 1,913,689	\$ (428,841)	\$ 155,578	\$ 13,527,289
Due from other governmental units	162,872	3,401	333,739	-	-	85,952	76,196	-	5,440	-	667,600
Prepaid Expenditures	-	-	-	-	-	-	-	-	-	-	-
Accounts receivable	(100)	-	-	-	-	-	-	-	-	-	(100)
Capital Assets, Net	-	-	-	-	-	-	-	-	272,148	205,191	477,339
<b>Total Assets</b>	<b>\$ 6,683,993</b>	<b>\$ 1,056,708</b>	<b>\$ 836,764</b>	<b>\$ 476,855</b>	<b>\$ 2,234,839</b>	<b>\$ 1,070,855</b>	<b>\$ 188,909</b>	<b>\$ 1,913,689</b>	<b>\$ (151,253)</b>	<b>\$ 360,769</b>	<b>\$ 14,672,128</b>
<b>LIABILITIES:</b>											
Accounts payable	\$ -	\$ -	\$ -	\$ -	\$ -	\$ -	\$ -	\$ -	\$ -	\$ -	\$ -
Accrued salaries and withholdings	1,252,360	-	-	-	-	-	-	-	-	-	1,252,360
Unearned revenue	255,051	-	514,067	-	-	-	-	-	157,500	-	926,618
Due to other governmental units	1,150	-	989	-	-	-	-	-	98,315	-	100,454
Other Liabilities	-	-	-	-	-	-	-	-	-	-	-
<b>Total liabilities</b>	<b>1,508,561</b>	<b>-</b>	<b>515,056</b>	<b>-</b>	<b>-</b>	<b>-</b>	<b>-</b>	<b>-</b>	<b>255,815</b>	<b>-</b>	<b>2,279,432</b>
<b>FUND BALANCES:</b>											
Restricted for Special Education	-	-	(945,547)	-	-	-	-	-	-	-	\$ (945,547)
Restricted for Early Childhood	-	1,056,655	-	-	-	-	-	-	-	-	1,056,655
Restricted for Technology Operations	-	-	-	-	-	798,855	-	-	-	-	798,855
Restricted for Future Network/System Upgra	-	-	-	-	-	150,000	27,750	-	-	-	177,750
Restricted for Facility Upgrades	-	-	-	-	-	122,000	-	-	-	-	122,000
Restricted for Business Services Consortium	-	-	-	-	-	-	161,159	-	-	-	161,159
Restricted for EUPConnect Collaborative	-	-	-	476,855	-	-	-	-	-	-	476,855
Restricted for Capital Projects	-	-	-	-	-	-	-	1,913,689	-	-	1,913,689
Restricted for Transportation	-	-	-	-	-	-	-	-	(679,216)	155,578	(523,638)
Restricted for CTE Program	-	-	-	-	2,234,839	-	-	-	-	-	2,234,839
Investment in General Fixed Assets	-	-	-	-	-	-	-	-	272,148	205,191	477,339
Non Spendable	-	-	-	-	-	-	-	-	-	-	-
Committed	285,402	53	1,267,255	-	-	-	-	-	-	-	1,552,710
Unassigned	4,890,030	-	-	-	-	-	-	-	-	-	4,890,030
<b>Total fund balances</b>	<b>5,175,432</b>	<b>1,056,708</b>	<b>321,708</b>	<b>476,855</b>	<b>2,234,839</b>	<b>1,070,855</b>	<b>188,909</b>	<b>1,913,689</b>	<b>(407,068)</b>	<b>360,769</b>	<b>12,392,696</b>
<b>Total liabilities and fund balances</b>	<b>\$ 6,683,993</b>	<b>\$ 1,056,708</b>	<b>\$ 836,764</b>	<b>\$ 476,855</b>	<b>\$ 2,234,839</b>	<b>\$ 1,070,855</b>	<b>\$ 188,909</b>	<b>\$ 1,913,689</b>	<b>\$ (151,253)</b>	<b>\$ 360,769</b>	<b>\$ 14,672,128</b>

## Revenues & Expenditures as of January 31, 2025

### EASTERN UPPER PENINSULA ISD

Fund Level	Function	Fiscal Year Budgeted Amount	Fiscal Year Amount	Budget Balance	% of Budget	
<b>General Fund</b>	1xx-Local Sources	\$ 791,834	\$ 425,970	\$ 365,864	53.8%	
	2xx-Non-Political	\$ 37,851	\$ 37,851	\$ -	100.0%	
	3xx-State Sources	\$ 5,187,299	\$ 5,215,275	\$ (27,976)	100.5%	
	4xx-Federal Sources	\$ 662,124	\$ 149,713	\$ 512,411	22.6%	
	5xx-Other Districts	\$ 543,645	\$ 154,347	\$ 389,298	28.4%	
	6xx-Transfers	\$ 566,998	\$ -	\$ 566,998	0.0%	
	<b>Total Revenues</b>	<b>\$ 7,789,751</b>	<b>\$ 5,983,156</b>	<b>\$ 1,806,595</b>	<b>76.8%</b>	
	12x-Added Needs	\$ 75,430	\$ 31,480	\$ 43,950	41.7%	
	21x-Pupil Services	\$ 940,124	\$ 28,640	\$ 911,484	3.0%	
	22x-Instructional Support	\$ 2,527,355	\$ 1,139,869	\$ 1,387,486	45.1%	
	23x-General Administration	\$ 500,027	\$ 301,976	\$ 198,051	60.4%	
	25x-Business Services	\$ 618,818	\$ 276,716	\$ 342,102	44.7%	
	26x-Operations and Maintenance	\$ 241,357	\$ 127,975	\$ 113,382	53.0%	
	27x-Transportation	\$ 17,820	\$ 4,860	\$ 12,960	27.3%	
	28x-Central Support Services	\$ 1,394,859	\$ 721,556	\$ 673,303	51.7%	
	29x-Other Support Services	\$ 134,128	\$ 104,870	\$ 29,258	78.2%	
	3xx-Community Services	\$ 1,330	\$ 1,308	\$ 22	98.3%	
	4xx-Payments to Others	\$ 533,154	\$ 161,005	\$ 372,149	30.2%	
	6xx-Transfers Out	\$ 1,446,469	\$ -	\$ 1,446,469	0.0%	
	<b>Total Expenditures</b>	<b>\$ 8,430,871</b>	<b>\$ 2,900,255</b>	<b>\$ 5,530,616</b>	<b>34.4%</b>	
		<b>Net Increase (Decrease)</b>	<b>\$ (641,120)</b>			
		<b>July 1, 2024 Fund Balance</b>	<b>\$ 2,092,531</b>			
		<b>June 30, 2025 Fund Balance</b>	<b>\$ 1,451,411</b>			

Fund Level	Function	Fiscal Year Budgeted Amount	Fiscal Year Amount	Budget Balance	Fiscal Year Amount	
<b>Early Childhood Fund</b>	1xx-Local Sources	\$ 347,798	\$ 242,489	\$ 105,309	69.7%	
	2xx-Non-Political	\$ 80,061	\$ 49,811	\$ 30,250	62.2%	
	3xx-State Sources	\$ 4,937,617	\$ 2,503,111	\$ 2,434,506	50.7%	
	4xx-Federal Sources	\$ 836,395	\$ 730,600	\$ 105,795	87.4%	
	6xx-Transfers	\$ 3,763,341	\$ -	\$ 3,763,341	0.0%	
	<b>Total Revenues</b>	<b>\$ 6,465,852</b>	<b>\$ 3,526,011</b>	<b>\$ 2,939,841</b>	<b>54.5%</b>	
	11x-Basic Programs	\$ 188,356	\$ 101,442	\$ 86,914	53.9%	
	21x-Pupil Services	\$ 417,849	\$ 115,413	\$ 302,436	27.6%	
	22x-Instructional Support	\$ 811,833	\$ 378,330	\$ 433,503	46.6%	
	25x-Business Services	\$ 15,384	\$ 4,754	\$ 10,630	30.9%	
	26x-Operations and Maintenance	\$ 11,627	\$ 2,650	\$ 8,977	22.8%	
	28x-Central Support Services	\$ 43,771	\$ 13,248	\$ 30,523	30.3%	
	29x-Other Support Services	\$ 25,000	\$ 6,809	\$ 18,191	27.2%	
	3xx-Community Services	\$ 1,058,534	\$ 632,733	\$ 425,801	59.8%	
	4xx-Payments to Others	\$ 3,815,870	\$ 1,240,293	\$ 2,575,577	32.5%	
	6xx-Transfers Out	\$ 36,283	\$ -	\$ 36,283	0.0%	
	<b>Total Expenditures</b>	<b>\$ 6,433,924</b>	<b>\$ 2,495,672</b>	<b>\$ 3,938,252</b>	<b>38.8%</b>	
		<b>Net Increase (Decrease)</b>	<b>\$ 31,928</b>			
		<b>July 1, 2024 Fund Balance</b>	<b>\$ 26,369</b>			
		<b>June 30, 2025 Fund Balance</b>	<b>\$ 58,297</b>			

Fund Level	Function	Fiscal Year Budgeted Amount	Fiscal Year Amount	Budget Balance	% of Budget	
<b>Special Education Fund</b>	1xx-Local Sources	\$ 6,763,497	\$ 2,881,367	\$ 3,882,130	42.6%	
	2xx-Non-Political Sources	\$ 72,810	\$ 2,553	\$ 70,257	3.5%	
	3xx-State Sources	\$ 6,031,150	\$ 1,742,614	\$ 4,288,536	28.9%	
	4xx-Federal Sources	\$ 2,207,064	\$ 404,657	\$ 1,802,407	18.3%	
	5xx-Other Districts	\$ 3,763,341	\$ 3,075	\$ 3,760,266	0.1%	
	<b>Total Revenues</b>	<b>\$ 18,837,862</b>	<b>\$ 5,034,266</b>	<b>\$ 13,803,596</b>	<b>26.7%</b>	
	12x-Added Needs	\$ 3,842,871	\$ 1,975,114	\$ 1,867,757	51.4%	
	21x-Pupil Services	\$ 8,908,460	\$ 4,231,197	\$ 4,677,263	47.5%	
	22x-Instructional Support	\$ 1,430,470	\$ 785,436	\$ 645,034	54.9%	
	23x-General Administration	\$ 46,000	\$ 29,091	\$ 16,909	63.2%	
	24x-School Administration	\$ 267,982	\$ 164,462	\$ 103,520	61.4%	
	25x-Business Services	\$ 23,284	\$ 27,782	\$ (4,498)	119.3%	
	26x-Operations and Maintenance	\$ 204,670	\$ 103,202	\$ 101,468	50.4%	
	27x-Transportation	\$ 1,010,441	\$ 3,669	\$ 1,006,772	0.4%	
	28x-Central Support Services	\$ 90,912	\$ 63,706	\$ 27,206	70.1%	
	29x-Other Support Services	\$ 78,282	\$ 35,863	\$ 42,419	45.8%	
	3xx-Community Services	\$ 268,145	\$ 111,877	\$ 156,268	41.7%	
	4xx-Payments to Others	\$ 2,225,813	\$ 45,825	\$ 2,179,988	2.1%	
	6xx-Transfers Out	\$ 817,255	\$ -	\$ 817,255	0.0%	
	<b>Total Expenditures</b>	<b>\$ 19,214,585</b>	<b>\$ 7,577,224</b>	<b>\$ 11,637,361</b>	<b>39.4%</b>	
		<b>Net Increase (Decrease)</b>	<b>\$ (376,723)</b>			
		<b>July 1, 2024 Fund Balance</b>	<b>\$ 2,864,665</b>			
		<b>June 30, 2025 Fund Balance</b>	<b>\$ 2,487,942</b>			

## Revenues & Expenditures as of January 31, 2025

### EASTERN UPPER PENINSULA ISD

Fund Level	Function	Fiscal Year Budgeted Amount	Fiscal Year Amount	Budget Balance	Fiscal Year Amount
<b>EUPConnect Collaborative Fund</b>	1xx-Local Sources	\$ 9,000	\$ 5,014	\$ 3,986	55.7%
	<b>Total Revenues</b>	<b>\$ 9,000</b>	<b>\$ 5,014</b>	<b>\$ 3,986</b>	<b>55.7%</b>
	23x-General Administration	\$ 30,000	\$ 7,500	\$ 22,500	25.0%
	28x-Central Support Services	\$ 228,499	\$ 20,854	\$ 207,645	9.1%
	3xx-Community Services	\$ 71,650	\$ -	\$ 71,650	0.0%
	<b>Total Expenditures</b>	<b>\$ 330,149</b>	<b>\$ 28,354</b>	<b>\$ 301,795</b>	<b>8.6%</b>
	<b>Net Increase (Decrease)</b>	<b>\$ (321,149)</b>			
<b>July 1, 2024 Fund Balance</b>	<b>\$ 500,193</b>				
<b>June 30, 2025 Fund Balance</b>	<b>\$ 179,044</b>				

Fund Level	Function	Fiscal Year Budgeted Amount	Fiscal Year Amount	Budget Balance	% of Budget
<b>Career &amp; Technical Education Fund</b>	1xx-Local Sources	\$ 3,107,632	\$ 1,228,446	\$ 1,879,186	39.5%
	3xx-State Sources	\$ 130,492	\$ 99,237	\$ 31,255	76.0%
	4xx-Federal Sources	\$ 103,854	\$ -	\$ 103,854	0.0%
	5xx-Other Districts	\$ 44,258	\$ -	\$ 44,258	0.0%
	<b>Total Revenues</b>	<b>\$ 3,386,236</b>	<b>\$ 1,327,683</b>	<b>\$ 2,058,553</b>	<b>39.2%</b>
	12x-Added Needs	\$ 158,177	\$ 85,024	\$ 73,153	53.8%
	22x-Instructional Support	\$ 345,398	\$ 191,512	\$ 153,886	55.4%
	25x-Business Services	\$ 8,500	\$ 1,535	\$ 6,965	18.1%
	27x-Transportation	\$ 7,000	\$ -	\$ 7,000	0.0%
	28x-Central Support Services	\$ 50,939	\$ 22,709	\$ 28,230	44.6%
	4xx-Payments to Others	\$ 3,532,016	\$ 531,000	\$ 3,001,016	15.0%
	6xx-Transfers Out	\$ 41,811	\$ -	\$ 41,811	0.0%
	<b>Total Expenditures</b>	<b>\$ 4,143,841</b>	<b>\$ 831,780</b>	<b>\$ 3,312,061</b>	<b>20.1%</b>
	<b>Net Increase (Decrease)</b>	<b>\$ (757,605)</b>			
	<b>July 1, 2024 Fund Balance</b>	<b>\$ 1,738,934</b>			
	<b>June 30, 2025 Fund Balance</b>	<b>\$ 981,329</b>			

Fund Level	Function	Fiscal Year Budgeted Amount	Fiscal Year Amount	Budget Balance	% of Budget
<b>Cooperative Technology Fund</b>	1xx-Local Sources	\$ 529,870	\$ 44,256	\$ 485,614	8.4%
	3xx-State Sources	\$ 29,108	\$ 10,584	\$ 18,524	36.4%
	5xx-Other Districts	\$ 1,621,253	\$ 1,025,958	\$ 595,295	63.3%
	6xx-Transfers	\$ 281,983	\$ -	\$ 281,983	0.0%
	<b>Total Revenues</b>	<b>\$ 2,462,214</b>	<b>\$ 1,080,798</b>	<b>\$ 1,381,416</b>	<b>43.9%</b>
	25x-Business Services	\$ 220	\$ -	\$ 220	0.0%
	26x-Operations and Maintenance	\$ 53,297	\$ 9,489	\$ 43,808	17.8%
	28x-Central Support Services	\$ 2,331,941	\$ 914,424	\$ 1,417,517	39.2%
	45x-Building Improvements	\$ 62,000	\$ -	\$ 62,000	0.0%
	6xx-Transfers Out	\$ 45,000	\$ -	\$ 45,000	0.0%
	<b>Total Expenditures</b>	<b>\$ 2,492,458</b>	<b>\$ 923,913</b>	<b>\$ 1,568,545</b>	<b>37.1%</b>
	<b>Net Increase (Decrease)</b>	<b>\$ (30,244)</b>			
<b>July 1, 2024 Fund Balance</b>	<b>\$ 913,971</b>				
<b>June 30, 2025 Fund Balance</b>	<b>\$ 883,727</b>				

Fund Level	Function	Fiscal Year Budgeted Amount	Fiscal Year Amount	Budget Balance	% of Budget
<b>Business Consortium Fund</b>	1xx-Local Sources	\$ 559,562	\$ 3,760	\$ 555,802	0.7%
	3xx-State Sources	\$ 23,212	\$ 8,440	\$ 14,772	36.4%
	5xx-Other Districts	\$ 1,044,219	\$ 438,394	\$ 605,825	42.0%
	<b>Total Revenues</b>	<b>\$ 1,626,993</b>	<b>\$ 450,594</b>	<b>\$ 1,176,399</b>	<b>#DIV/0!</b>
	25x-Business Services	\$ 1,110,772	\$ 634,900	\$ 475,872	57.2%
	4xx-Payments to Others	\$ 545,468	\$ -	\$ 545,468	0.0%
	6xx-Transfers Out	\$ 33,250	\$ -	\$ 33,250	0.0%
	<b>Total Expenditures</b>	<b>\$ 1,689,490</b>	<b>\$ 634,900</b>	<b>\$ 1,054,590</b>	<b>37.6%</b>
	<b>Net Increase (Decrease)</b>	<b>\$ (62,497)</b>			
<b>July 1, 2024 Fund Balance</b>	<b>\$ 373,216</b>				
<b>June 30, 2025 Fund Balance</b>	<b>\$ 310,719</b>				

## Revenues & Expenditures as of January 31, 2025

EASTERN UPPER PENINSULA ISD

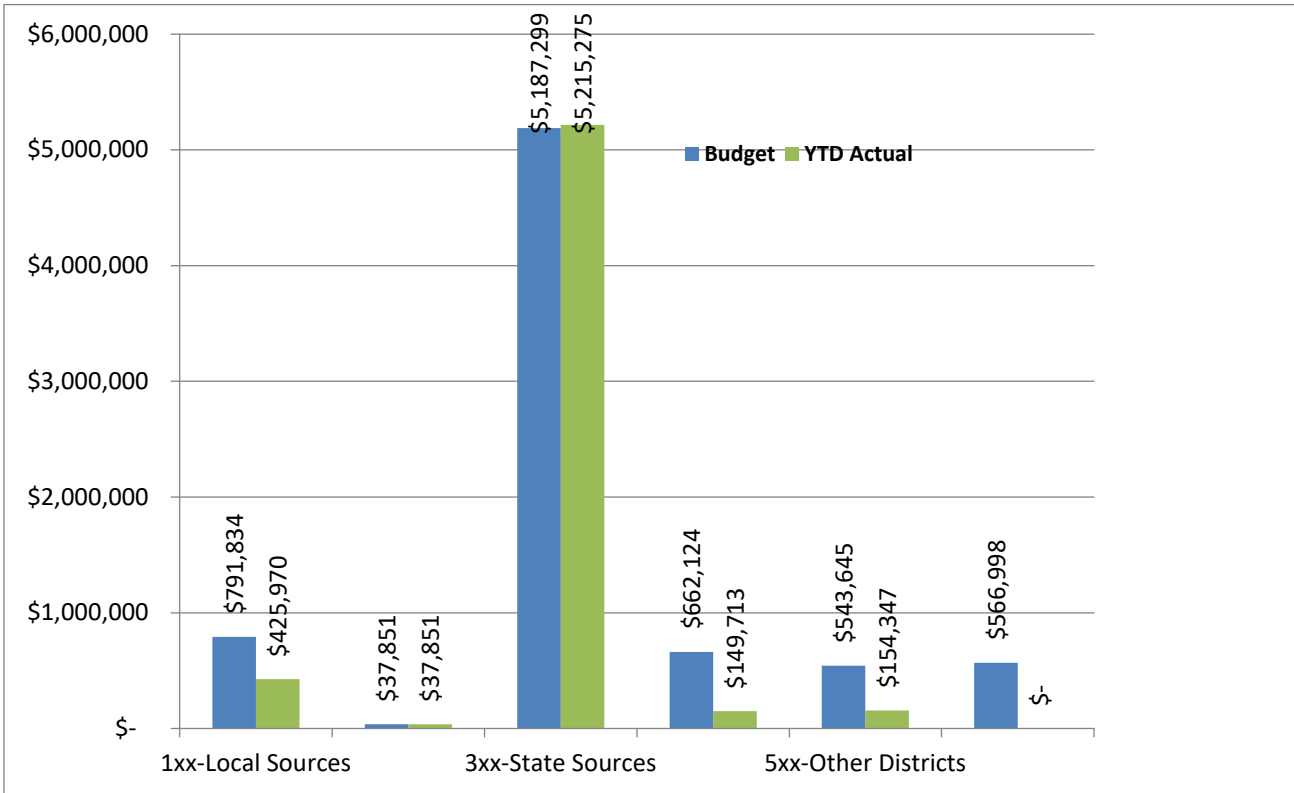
Fund Level	Function	Fiscal Year Budgeted Amount	Fiscal Year Amount
Capital Project Fund	1xx-Local Sources	\$ -	\$ 53,723
	<b>Total Revenues</b>	<b>\$ -</b>	<b>\$ 53,723</b>
	25x-Business Services	\$ -	\$ 78
	26x-Operations and Maintenance	\$ -	\$ 6,327
	45x-Building Improvements	\$ -	\$ 368,167
	5xx-Debt Service	\$ -	\$ 29,187
	<b>Total Expenditures</b>	<b>\$ -</b>	<b>\$ 403,759</b>
	<b>Net Increase (Decrease)</b>	<b>\$ -</b>	
	<b>July 1, 2024 Fund Balance</b>	<b>\$ 2,263,725</b>	
	<b>June 30, 2025 Fund Balance</b>	<b>\$ 2,263,725</b>	

Fund Level	Function	Fiscal Year Budgeted Amount	Fiscal Year Amount
Special Education Transportation Fund	1xx-Local Sources	\$ -	\$ -
	5xx-Other Districts	\$ -	\$ -
	<b>Total Revenues</b>	<b>\$ -</b>	<b>\$ -</b>
	27x-Transportation	\$ -	\$ 679,262
	71x-Depreciation Expense	\$ -	\$ -
	<b>Total Expenditures</b>	<b>\$ -</b>	<b>\$ 679,262</b>
	<b>Net Increase (Decrease)</b>	<b>\$ -</b>	
	<b>July 1, 2024 Fund Balance</b>	<b>\$ 272,194</b>	
<b>June 30, 2025 Fund Balance</b>	<b>\$ 272,194</b>		

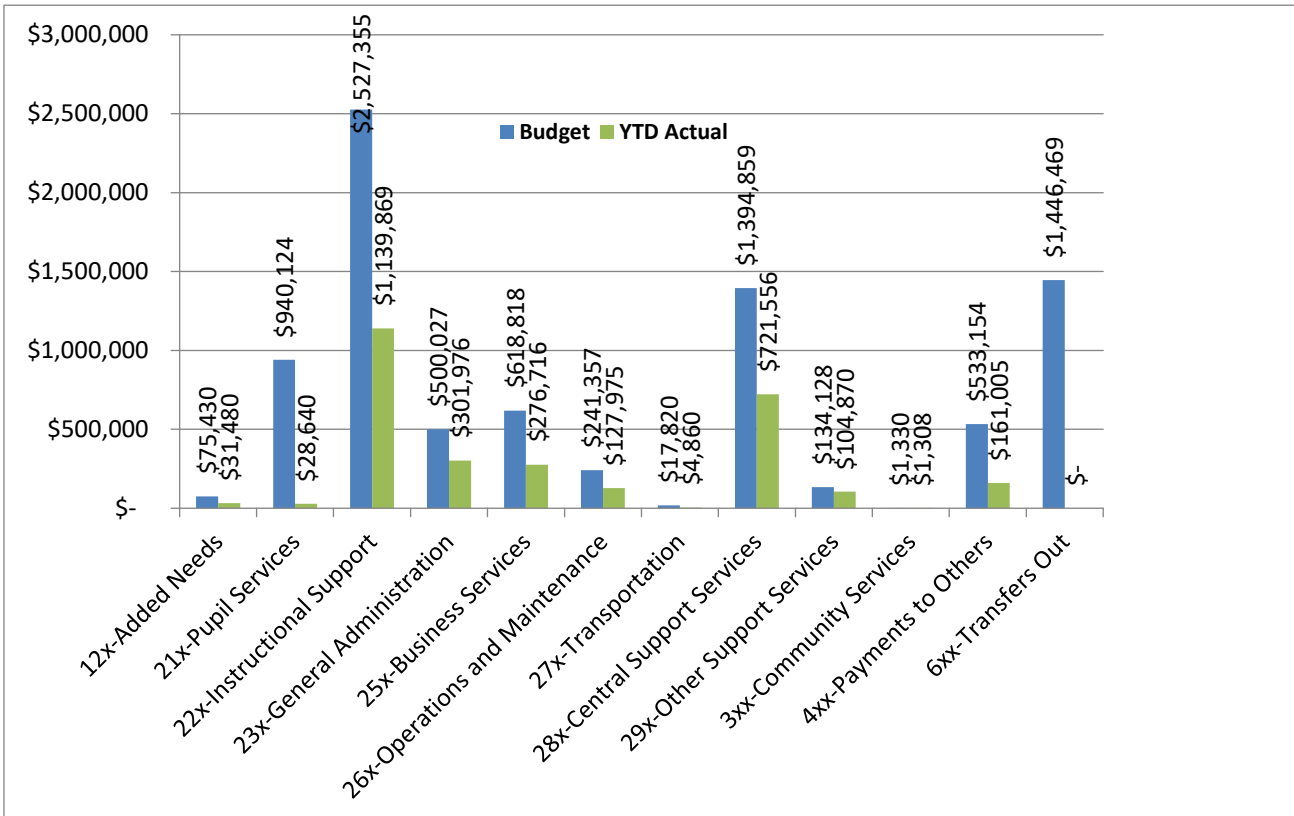
Fund Level	Function	Fiscal Year Budgeted Amount	Fiscal Year Amount
Travel Fund	1xx-Local Sources	\$ -	\$ 54,683
	<b>Total Revenues</b>	<b>\$ -</b>	<b>\$ 54,683</b>
	25x-Business Services	\$ -	\$ 7
	26x-Operations and Maintenance	\$ -	\$ 44,230
	71x-Depreciation Expense	\$ -	\$ -
	<b>Total Expenditures</b>	<b>\$ -</b>	<b>\$ 44,237</b>
	<b>Net Increase (Decrease)</b>	<b>\$ -</b>	
	<b>July 1, 2024 Fund Balance</b>	<b>\$ 350,323</b>	
<b>June 30, 2025 Fund Balance</b>	<b>\$ 350,323</b>		

# Eastern Upper Peninsula ISD

## General Fund Revenues as of January 31, 2025

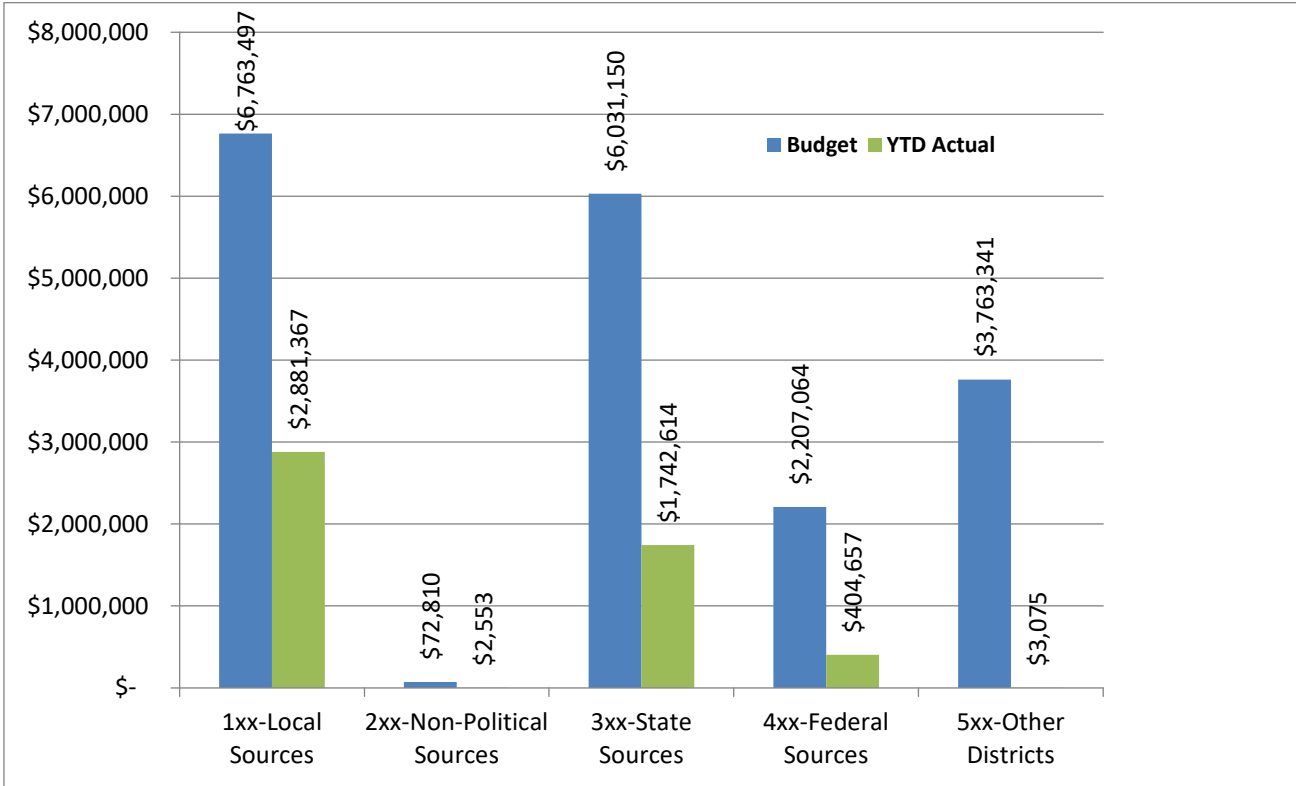


## General Fund Expenditures as of January 31, 2025

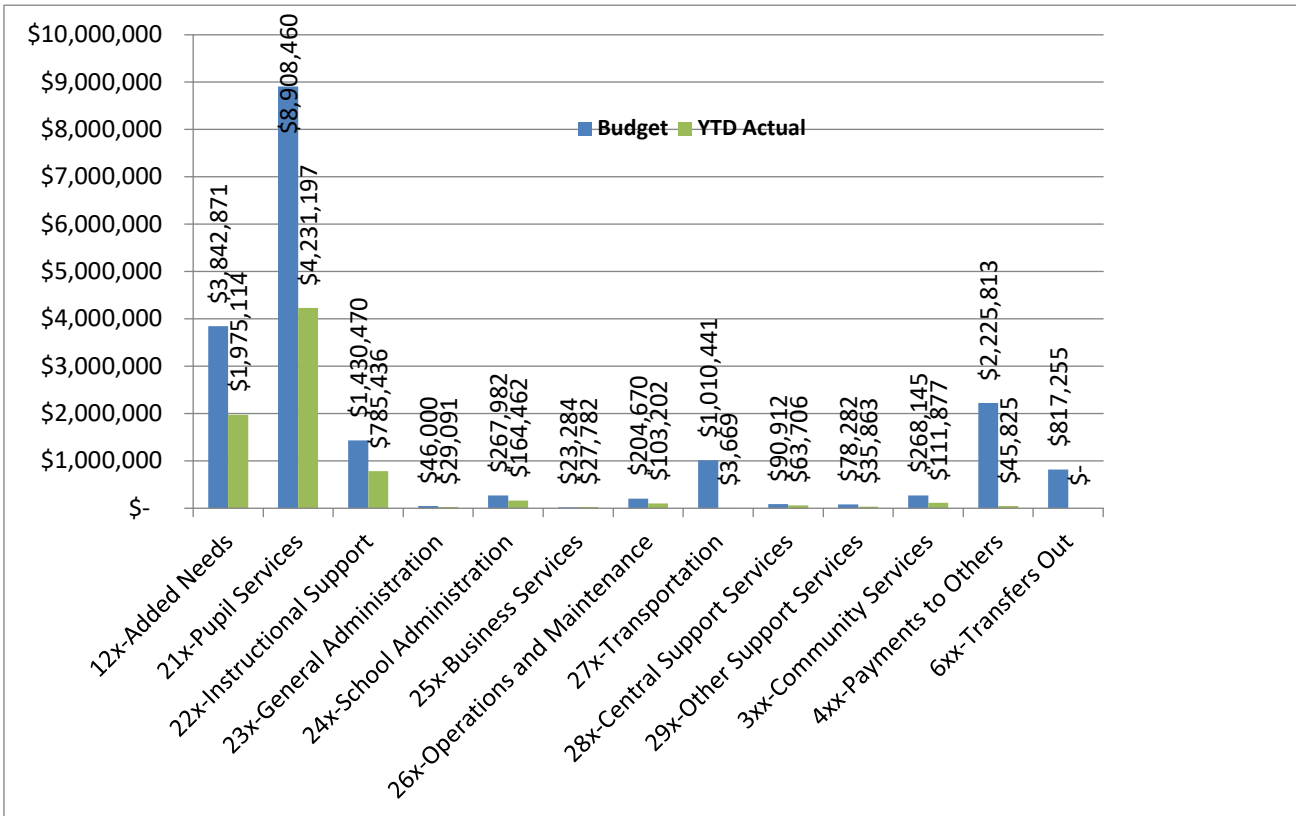


# Eastern Upper Peninsula ISD

## Special Education Fund Revenues as of January 31, 2025



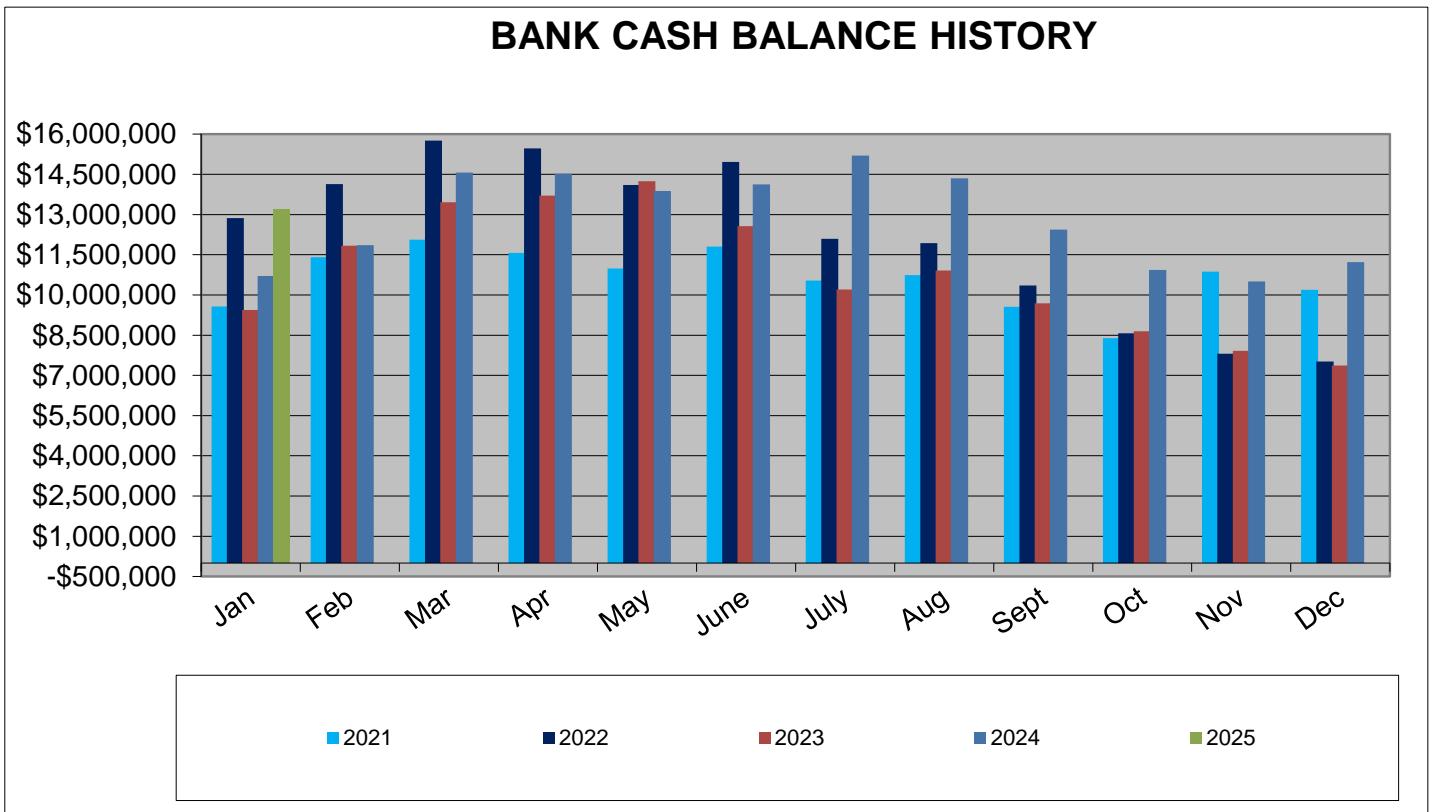
## Special Education Fund Expenditures as of January 31, 2025



**EASTERN UPPER PENINSULA INTERMEDIATE SCHOOL DISTRICT  
CASH AND INVESTMENT REPORT**

**January 31, 2025**

<u>BANK</u>	<u>ACCOUNT TYPE</u>	<u>BANK BALANCE</u>	<u>INTEREST RATE</u>	<u>INTEREST EARNED</u>	<u>MATURITY DATE</u>
4Front Credit Union	Savings/Checking	\$ 940,461	0.55%	\$ 443	
Huntington Bank	Savings	\$ 260,899	0.25%	\$ 54	
Central Savings Bank	CD	\$ 254,401	2.57%	N/A	7/12/2025
Central Savings Bank	Savings	\$ 255,488	3.15%	\$ 673	
MILAF	Pool	<u>\$ 11,484,303</u>	4.46%	<u>\$ 39,331</u>	
Total Cash Invested		<u>\$ 13,195,552</u>		<u>\$ 40,501</u>	



# EASTERN UPPER PENINSULA ISD

## Check Register - January 2025

Fund Charged	Fund Title	Vendor Name	Period	Check Date	Check Number	Transaction Description	Transaction Amount	Budget Unit	Account Code
11	GENERAL FUND	ACCO BRANDS USA LLC	7	01/15/2025	103411	REMC# 242505 - 27" LAMINA	\$1,720.80	11.1222.000.1450	7910.01
<b>ACCO BRANDS USA LLC - Total</b>							<b>\$1,720.80</b>		
		ADN ADMINISTRATORS INC.	7	01/16/2025	V906307	DEC 2024 CLAIMS	\$7,338.89	11	B451.09
<b>ADN ADMINISTRATORS INC. - Total</b>							<b>\$7,338.89</b>		
		AFLAC	7	01/14/2025	303931	DED:6001 AFLAC-AT	\$1,025.32	11	B451.10
			7	01/14/2025	303931	DED:6002 AFLAC PRE	\$1,885.26	11	B451.10
			7	01/14/2025	303931	YM OWES	\$22.36	11	B451.10
<b>AFLAC - Total</b>							<b>\$2,932.94</b>		
		AFLAC 20 PAY	7	01/14/2025	303932	DED:6005 AFLAC A 20	\$107.30	11	B451.22
			7	01/14/2025	303932	DED:6006 AFLAC P 20	\$217.60	11	B451.22
			7	01/14/2025	303932	ROUNDING	(\$0.01)	11	B451.22
<b>AFLAC 20 PAY - Total</b>							<b>\$324.89</b>		
		BAKERWORKS, INC.	7	01/16/2025	V906308	CO DEC. SNOW REMOVAL	\$4,736.25	11.1261.000.1080	3190.01
<b>BAKERWORKS, INC. - Total</b>							<b>\$4,736.25</b>		
		BMO FINANCIAL GROUP	7	01/27/2025	600537	PCARD-ARMSTRONG T	\$43.56	11.1226.000.2041	3410.02
			7	01/27/2025	600537	PCARD-ARMSTRONG T	\$89.03	11.1221.000.1052	3220.05
			7	01/27/2025	600537	PCARD-BENNETT C	\$218.46	11.1221.000.3081	5110.01
			7	01/27/2025	600537	PCARD-BOIS BLANC	\$42.23	11.1259.000.1100	9999.04
			7	01/27/2025	600537	PCARD-BRINDLEY L	\$399.00	11.1289.000.1320	3220.01
			7	01/27/2025	600537	PCARD-DAVIS J	\$100.05	11.1261.000.1080	5990.01
			7	01/27/2025	600537	PCARD-DEUMAN H	\$16.40	11.1221.000.1052	3220.05
			7	01/27/2025	600537	PCARD-DEUMAN H	\$26.26	11.1261.000.1080	5910.01
			7	01/27/2025	600537	PCARD-DEUMAN H	\$63.29	11.1261.000.1080	3430
			7	01/27/2025	600537	PCARD-DEUMAN H	\$280.50	11.1232.000.1050	7410.01
			7	01/27/2025	600537	PCARD-DUTCHER K	\$54.36	11.1221.000.1355	5110.01
			7	01/27/2025	600537	PCARD-DUTCHER K	\$89.66	11.1221.000.1370	7910.01
			7	01/27/2025	600537	PCARD-DUTCHER K	\$391.61	11.1261.000.1080	3410.02
			7	01/27/2025	600537	PCARD-FOLKERSMAD	\$132.10	11.1221.000.3081	5110.01
			7	01/27/2025	600537	PCARD-LAFVER C	\$1,109.80	11.1259.000.1100	9999.07
			7	01/27/2025	600537	PCARD-MASUGA V	\$180.06	11.1283.000.1095	5990.01
			7	01/27/2025	600537	PCARD-MASUGA V	\$309.71	11.1221.000.1370	3220.01
			7	01/27/2025	600537	PCARD-MAYER E	\$34.00	11.1232.000.1050	5990.01
			7	01/27/2025	600537	PCARD-MAYER E	\$103.50	11.1261.000.1080	3830
			7	01/27/2025	600537	PCARD-MAYER E	\$381.51	11.1261.000.1080	3410.02
			7	01/27/2025	600537	PCARD-MCARTHUR A	(\$150.72)	11.1259.000.1100	9999.02
			7	01/27/2025	600537	PCARD-MCARTHUR A	\$28.99	11.1232.000.1050	3220.02
			7	01/27/2025	600537	PCARD-MCARTHUR A	\$951.22	11.1232.000.1050	3220.01
			7	01/27/2025	600537	PCARD-MCARTHUR A	\$1,850.00	11.1231.000.1040	3220.01
			7	01/27/2025	600537	PCARD-MCKINNEY D	\$42.82	11.1252.000.1060	5910.01

# EASTERN UPPER PENINSULA ISD

## Check Register - January 2025

Fund Charged	Fund Title	Vendor Name	Period	Check Date	Check Number	Transaction Description	Transaction Amount	Budget Unit	Account Code
11	GENERAL FUND	BMO FINANCIAL GROUP	7	01/27/2025	600537	PCARD-MYERS J	\$49.48	11.1261.000.1080	3410.02
			7	01/27/2025	600537	PCARD-MYERS J	\$49.48	11.1283.000.1065	3410.02
			7	01/27/2025	600537	PCARD-ORTIZ C	\$112.25	11.1221.000.3081	5110.01
			7	01/27/2025	600537	PCARD-PARISH M	\$59.96	11.1231.000.1040	3220.01
			7	01/27/2025	600537	PCARD-PARISH M	\$179.76	11.1252.000.1060	3220.03
			7	01/27/2025	600537	PCARD-REYNOLDS M	\$11.20	11.1259.000.1100	9999.04
			7	01/27/2025	600537	PCARD-RUTLEDGE T	\$9.94	11.1259.000.1100	9999.03
			7	01/27/2025	600537	PCARD-SANDVIK L	\$290.00	11.1252.000.1060	3220.01
			7	01/27/2025	600537	PCARD-SANDVIK L	\$1,094.57	11.1261.000.1080	5520
			7	01/27/2025	600537	PCARD-ST ONGE K	\$57.51	11.1221.000.1355	3220.01
<b>BMO FINANCIAL GROUP - Total</b>							<b>\$8,701.55</b>		
	CARA ORTIZ	7	01/23/2025	V906338	DEC 24 MILEAGE	\$499.15	11.1221.000.3081	3210.01	
<b>CARA ORTIZ - Total</b>							<b>\$499.15</b>		
	CITY OF SAULT STE MARIE	7	01/09/2025	103393	WATER/SEWER DEC 2024	\$189.79	11.1261.000.1080	3830	
<b>CITY OF SAULT STE MARIE - Total</b>							<b>\$189.79</b>		
	CLARK HILL PLC ATTORNEYS AT LAW	7	01/10/2025	V906288	E-RATE PROGRAM	\$5,000.00	11.1231.000.1040	3170.01	
		7	01/16/2025	V906311	E-RATE PROGRAM	\$1,064.00	11.1231.000.1040	3170.01	
<b>CLARK HILL PLC ATTORNEYS AT LAW - Total</b>							<b>\$6,064.00</b>		
	COUNTY OF CHIPPEWA	7	01/10/2025	V906290	2023 TAX CHARGEBACKS	\$60.84	11.1259.000.1090	7910.04	
		7	01/16/2025	V906313	2023 TAX CHARGEBACKS	\$10.09	11.1259.000.1090	7910.04	
		7	01/23/2025	V906331	TAX CHARGEBACKS - 21	\$11.35	11.1259.000.1090	7910.04	
		7	01/23/2025	V906331	TAX CHARGEBACKS - 22	\$11.66	11.1259.000.1090	7910.04	
		7	01/23/2025	V906331	TAX CHARGEBACKS - 23	\$12.32	11.1259.000.1090	7910.04	
		7	01/30/2025	V906348	TAX CHARGEBACKS - 21	\$1.46	11.1259.000.1090	7910.04	
		7	01/30/2025	V906348	TAX CHARGEBACKS - 22	\$1.53	11.1259.000.1090	7910.04	
		7	01/30/2025	V906348	TAX CHARGEBACKS - 23	\$1.61	11.1259.000.1090	7910.04	
<b>COUNTY OF CHIPPEWA - Total</b>							<b>\$110.86</b>		
	DBA THE WICKED SISTER	7	01/16/2025	V906314	TRI COUNTY LUNCH	\$270.00	11.1221.000.1052	3220.05	
<b>DBA THE WICKED SISTER - Total</b>							<b>\$270.00</b>		
	DENISE FOLKERSMA	7	01/10/2025	V906291	DEC 24 TRAVEL	\$265.99	11.1221.000.3081	3210.01	
<b>DENISE FOLKERSMA - Total</b>							<b>\$265.99</b>		
	DTE ENERGY CO.	7	01/15/2025	103415	HEAT 12/4-1/3	\$656.40	11.1261.000.1080	5510	
<b>DTE ENERGY CO. - Total</b>							<b>\$656.40</b>		
	EDUSTAFF	7	01/08/2025	303920	PPE 12/8-12/21/2024	\$141.12	11.1232.000.1050	3190.03	
		7	01/08/2025	303920	PPE 12/8-12/21/2024	\$282.58	11.1261.000.1080	3190.01	
		7	01/08/2025	303920	PPE 12/8-12/21/2024	\$3,647.90	11.1221.000.3081	3190.04	
		7	01/15/2025	303934	PPE 12/22/24-01/04/25	\$95.79	11.1261.000.1080	3190.01	

# EASTERN UPPER PENINSULA ISD

## Check Register - January 2025

Fund Charged	Fund Title	Vendor Name	Period	Check Date	Check Number	Transaction Description	Transaction Amount	Budget Unit	Account Code		
11	GENERAL FUND	EDUSTAFF	7	01/15/2025	303934	PPE 12/22/24-01/04/25	\$254.02	11.1221.000.3081	3190.04		
			7	01/29/2025	303946	PPE 1/5-1/18/2025	\$127.01	11.1232.000.1050	3190.03		
			7	01/29/2025	303946	PPE 1/5-1/18/2025	\$191.58	11.1261.000.1080	3190.01		
			7	01/29/2025	303946	PPE 1/5-1/18/2025	\$3,588.95	11.1221.000.3081	3190.04		
		<b>EDUSTAFF - Total</b>							<b>\$8,328.95</b>		
		EFTPS	7	01/14/2025	303924	DED:*FI FICA	\$50,463.42	11	B451.01		
			7	01/14/2025	303924	DED:*FM MEDICARE	\$11,802.00	11	B451.01		
			7	01/14/2025	303924	DED:*FT FEDERAL	\$29,312.39	11	B451.02		
			7	01/14/2025	303924	OVRPMNT, CREDIT 4 QTR	\$25.53	11	B451.01		
		<b>EFTPS - Total</b>							<b>\$91,603.34</b>		
		EPARS	7	01/14/2025	303925	DED:7200 403B	\$620.28	11	B451.13		
			7	01/14/2025	303925	DED:7201 403B	\$250.00	11	B451.13		
			7	01/14/2025	303925	DED:7202 403B	\$605.00	11	B451.13		
			7	01/14/2025	303925	DED:7203 403B	\$1,135.00	11	B451.13		
			7	01/14/2025	303925	DED:7204 403B	\$775.00	11	B451.13		
			7	01/14/2025	303925	DED:7213 403B%	\$670.75	11	B451.13		
			7	01/14/2025	303925	DED:7214 403B%	\$587.47	11	B451.13		
			7	01/14/2025	303925	DED:7256 403B ROTH%	\$51.18	11	B451.13		
			7	01/14/2025	303925	DED:7263 403B%	\$199.94	11	B451.13		
			7	01/14/2025	303925	DED:7300 457 PRE T	\$487.00	11	B451.13		
			7	01/14/2025	303925	DED:7303 457 PRE T	\$1,205.08	11	B451.13		
			7	01/14/2025	303925	DED:7304 457 PRE T	\$550.00	11	B451.13		
			7	01/14/2025	303925	DED:7353 457 ROTH	\$600.00	11	B451.13		
		<b>EPARS - Total</b>							<b>\$7,736.70</b>		
		EUP TRANSPORTATION AUTHORITY	7	01/23/2025	V906333	DI FERRY C. ORTIZ	\$20.00	11.1221.000.3080	3210.01		
		<b>EUP TRANSPORTATION AUTHORITY - Total</b>							<b>\$20.00</b>		
		GANNETT MEDIA CORP	7	01/29/2025	103450	SCHOOLS OF CHOICE	\$254.74	11.1259.000.1100	9999.02		
		<b>GANNETT MEDIA CORP - Total</b>							<b>\$254.74</b>		
		GENESEE ISD	7	01/22/2025	103433	OCT MISTEM QTRLY MEET	\$3,401.68	11.1221.000.2004	3220.01		
		<b>GENESEE ISD - Total</b>							<b>\$3,401.68</b>		
		GFL ENVIRONMENTAL USA INC	7	01/23/2025	V906335	ISD CO TRASH	\$408.06	11.1261.000.1080	3840		
		<b>GFL ENVIRONMENTAL USA INC - Total</b>							<b>\$408.06</b>		
GOODMAN FROST, PLLC	7	01/14/2025	103409	DED:1009 MISC DED	\$155.12	11	B451.15				
<b>GOODMAN FROST, PLLC - Total</b>							<b>\$155.12</b>				
GORDON FOOD SERVICE	7	01/09/2025	103395	GENERAL SUPPLIES	\$97.97	11.1261.000.1080	5910.01				
	7	01/15/2025	103416	WATER FORKS PLATES	\$175.94	11.1261.000.1080	5910.01				
<b>GORDON FOOD SERVICE - Total</b>							<b>\$273.91</b>				

# EASTERN UPPER PENINSULA ISD

## Check Register - January 2025

Fund Charged	Fund Title	Vendor Name	Period	Check Date	Check Number	Transaction Description	Transaction Amount	Budget Unit	Account Code	
11	GENERAL FUND	GRAND HOTEL	7	12/18/2024	103373	EUP PRNCPLS ASSO	(\$1,409.38)	11.1259.000.1100	9999.03	
		<b>GRAND HOTEL - Total</b>						<b>(\$1,409.38)</b>		
		GREAT LAKES COCA-COLA DISTRIBUTION	7	01/09/2025	103396	CAN RETURNS	(\$24.00)	11.1261.000.1080	5990.02	
			7	01/09/2025	103396	POP	\$367.02	11.1261.000.1080	5990.02	
		<b>GREAT LAKES COCA-COLA DISTRIBUTION - Total</b>						<b>\$343.02</b>		
		GUD MARKETING	7	01/10/2025	V906294	NOV 24 SERVICES	\$11,288.75	11.1281.000.2004	3510.02	
			7	01/30/2025	V906350	DEC 2024 SERVICES	\$12,946.25	11.1281.000.2004	3510.02	
		<b>GUD MARKETING - Total</b>						<b>\$24,235.00</b>		
		GUIDOS PREMIUM PIZZA	7	01/10/2025	V906295	COUNSELORS LUNCH	\$60.72	11.1221.000.1430	3220.06	
			7	01/10/2025	V906295	ECIP LUNCH	\$125.50	11.1221.000.1052	3220.05	
			7	01/10/2025	V906295	READING RECOVER LUNCH	\$91.50	11.1221.000.1380	3220.07	
			7	01/30/2025	V906351	ECIP LUNCH	\$100.55	11.1221.000.1052	3220.05	
		<b>GUIDOS PREMIUM PIZZA - Total</b>						<b>\$378.27</b>		
		HEALTH EQUITY INC	7	01/14/2025	303926	ADJ PJ SB	(\$0.16)	11	B451.17	
			7	01/14/2025	303926	DED:2205 HSA EE ADM	\$3,362.24	11	B451.17	
			7	01/14/2025	303926	DED:2206 HSA EE TCH	\$1,522.17	11	B451.17	
			7	01/14/2025	303926	DED:2207 HSA EE SUP	\$90.00	11	B451.17	
		<b>HEALTH EQUITY INC - Total</b>						<b>\$4,974.25</b>		
		JASON SOMERS	7	01/29/2025	103455	56 MILES	\$39.20	11.1221.000.2039	3210.01	
		<b>JASON SOMERS - Total</b>						<b>\$39.20</b>		
		KALAMAZOO RESA/REMC 12	7	01/22/2025	103436	P FINFROCK GELN FORUM	\$100.00	11.1221.000.3070	3220.01	
		<b>KALAMAZOO RESA/REMC 12 - Total</b>						<b>\$100.00</b>		
		KRISTIN MAYVILLE	7	01/29/2025	103452	MLAGE TO ALPENA	\$56.00	11.1221.000.2039	3210.01	
		<b>KRISTIN MAYVILLE - Total</b>						<b>\$56.00</b>		
		KRISTINE JONES	7	01/29/2025	103451	56 MILES	\$39.20	11.1221.000.2039	3210.01	
		<b>KRISTINE JONES - Total</b>						<b>\$39.20</b>		
		KSS ENTERPRISES	7	01/10/2025	V906286	JANITORIAL SUPPLIES	\$289.93	11.1261.000.1080	5990.01	
		<b>KSS ENTERPRISES - Total</b>						<b>\$289.93</b>		
		LOCK CITY HOME CENTER	7	01/09/2025	103397	CHROME HEAD SPRAY	\$16.49	11.1261.000.1080	5990.01	
		<b>LOCK CITY HOME CENTER - Total</b>						<b>\$16.49</b>		
		LUCE COUNTY TREASURER	7	01/22/2025	103438	TAX CHARGEBACKS	\$6.03	11.1259.000.1090	7910.04	
		<b>LUCE COUNTY TREASURER - Total</b>						<b>\$6.03</b>		
		MADISON NATIONAL LIFE	7	01/15/2025	103421	JAN LIFE & LTD	\$4,478.13	11	B451.18	
			7	01/22/2025	103439	FEB LIFE & LTD	\$4,574.02	11	B451.18	
		<b>MADISON NATIONAL LIFE - Total</b>						<b>\$9,052.15</b>		
		MARQUETTE-ALGER RESA	7	01/16/2025	V906318	DELAYED START-RUDYARD	\$330.00	11.1259.000.1100	9999.03	
	7	01/23/2025	V906336	PREPARE TRAINING REG.	\$420.00	11.1216.000.2041	3220.01			

# EASTERN UPPER PENINSULA ISD

## Check Register - January 2025

Fund Charged	Fund Title	Vendor Name	Period	Check Date	Check Number	Transaction Description	Transaction Amount	Budget Unit	Account Code
11	GENERAL FUND	<b>MARQUETTE-ALGER RESA - Total</b>					<b>\$750.00</b>		
		MASON VANPAMEL	7	01/29/2025	103456	48 MILES	\$33.60	11.1221.000.2039	3210.01
		<b>MASON VANPAMEL - Total</b>					<b>\$33.60</b>		
		MESSA	7	01/13/2025	303921	OPTIONS JAN 2025	\$769.40	11	B451.07
			7	01/13/2025	303921	STAFF JAN 2025	\$115,283.36	11	B451.06
			7	01/13/2025	303921	SUPPORT JAN 2025	\$31,535.91	11	B451.05
			7	01/13/2025	303923	I SEBASTIAN JAN 2025	\$973.57	11	B451.25
		<b>MESSA - Total</b>					<b>\$148,562.24</b>		
		MICHIGAN ASSOC PUPIL TRANSP	7	01/09/2025	103398	J CARMEN BTMC	\$250.00	11.1283.000.2095	3220.01
			7	01/09/2025	103398	S GERVAIS BTMC	\$250.00	11.1283.000.2095	3220.01
		<b>MICHIGAN ASSOC PUPIL TRANSP - Total</b>					<b>\$500.00</b>		
		MICHIGAN PUBLIC SCHOOL	7	01/14/2025	303927	DED:0101 BASIC 0% H	\$2,641.20	11	B451.04
			7	01/14/2025	303927	DED:0104 MIP FIX H	\$2,241.02	11	B451.04
			7	01/14/2025	303927	DED:0105 MIP GRAD H	\$31,218.41	11	B451.04
			7	01/14/2025	303927	DED:0106 MIP PLUS H	\$5,322.55	11	B451.04
			7	01/14/2025	303927	DED:0107 MIP 7% H	\$21,302.67	11	B451.04
			7	01/14/2025	303927	DED:0109 PEN PLUS H	\$1,232.81	11	B451.04
			7	01/14/2025	303927	DED:0199 MPSERS HCC	\$5,272.31	11	B451.04
			7	01/14/2025	303927	DED:0207 MIP 7% P	\$1,628.62	11	B451.04
			7	01/14/2025	303927	DED:0209 PEN PLUS P	\$6,989.42	11	B451.04
			7	01/14/2025	303927	DED:0210 DC PHF	\$22,485.30	11	B451.04
			7	01/14/2025	303927	DED:0211 P PLUS 2	\$31,434.14	11	B451.04
			7	01/14/2025	303927	DED:0999 TDP	\$150.30	11	B451.04
			7	01/14/2025	303933	DEC 147C2	\$1,619.85	11.1271.000.1002	2820
			7	01/14/2025	303933	DEC 147C2	\$1,628.44	11.1284.000.1002	2820
			7	01/14/2025	303933	DEC 147C2	\$1,992.15	11.1252.000.1002	2820
			7	01/14/2025	303933	DEC 147C2	\$2,041.30	11.1221.000.1002	2820
			7	01/14/2025	303933	DEC 147C2	\$2,795.15	11.1216.000.1002	2820
		7	01/14/2025	303933	DEC 147C2	\$3,429.53	11.1226.000.1002	2820	
		7	01/14/2025	303933	DEC 147C2	\$5,493.21	11.1122.000.1002	2820	
		7	01/14/2025	303933	DECEMBER UAAL	\$83,586.92	11	B451.16	
		<b>MICHIGAN PUBLIC SCHOOL - Total</b>					<b>\$234,505.30</b>		
		MICHIGAN PUBLIC SCHOOL - DC	7	01/14/2025	303928	DED:0299 MPSERS PHF	\$9,702.52	11	B451.04
			7	01/14/2025	303928	DED:0302 DEF CONT	\$682.85	11	B451.04
			7	01/14/2025	303928	DED:0303 PP DEF CON	\$3,756.00	11	B451.04
			7	01/14/2025	303928	DED:0306 P PLUS2 DC	\$5,860.26	11	B451.04
			7	01/14/2025	303928	DED:0310 DC 4% ER	\$4,456.17	11	B451.04

# EASTERN UPPER PENINSULA ISD

## Check Register - January 2025

Fund Charged	Fund Title	Vendor Name	Period	Check Date	Check Number	Transaction Description	Transaction Amount	Budget Unit	Account Code
11	GENERAL FUND	MICHIGAN PUBLIC SCHOOL - DC	7	01/14/2025	303928	DED:0399 DC EE CONT	\$7,945.26	11	B451.04
<b>MICHIGAN PUBLIC SCHOOL - DC - Total</b>							<b>\$32,403.06</b>		
		NATIONAL OFFICE PRODUCTS	7	01/10/2025	V906297	BUS OFFICE COP OVG	\$136.28	11.1261.000.1080	4120.01
			7	01/10/2025	V906297	COPIER OVG RATE	\$44.95	11.1261.000.1080	4120.01
			7	01/10/2025	V906297	EC LSSU COP OVG	\$169.61	11.1261.000.1080	4120.01
			7	01/10/2025	V906297	LC BUSINESS OFFICE	\$68.43	11.1261.000.1060	4120.01
			7	01/10/2025	V906297	NAME PLATE	\$35.00	11.1232.000.1050	5990.01
			7	01/10/2025	V906297	UPSTAIRS COPIER OVG	\$351.15	11.1261.000.1080	4120.01
			7	01/23/2025	V906337	COPY PAPER MI HALL	\$339.00	11.1261.000.1080	5910.01
			7	01/30/2025	V906354	BUSINESS CARDS	\$165.00	11.1232.000.1050	5990.01
<b>NATIONAL OFFICE PRODUCTS - Total</b>							<b>\$1,309.42</b>		
		NATIONAL VISION ADMINISTRATORS, LLC	7	01/16/2025	303937	VISION CLAIMS DEC 1	\$834.00	11	B451.09
			7	01/16/2025	303938	VISION CLAIMS DEC 2	\$1,514.00	11	B451.09
			7	01/16/2025	303939	ADMIN FEES DEC.	\$302.25	11	B451.09
			7	01/23/2025	303943	VIS CLAIMS JAN 1-15	\$1,305.00	11	B451.09
<b>NATIONAL VISION ADMINISTRATORS, LLC - Total</b>							<b>\$3,955.25</b>		
		NEWBERRY NEWS INC.	7	01/29/2025	103453	SCHOOLS OF CHOICE	\$234.00	11.1259.000.1100	9999.02
<b>NEWBERRY NEWS INC. - Total</b>							<b>\$234.00</b>		
		PARKERS HARDWARE	7	01/09/2025	103402	DOOR STOP	\$6.99	11.1261.000.1080	5990.01
			7	01/09/2025	103402	GAS SNW BLWR	\$1,449.00	11.1261.000.1080	6420.01
			7	01/09/2025	103402	MISC PARTS	\$56.95	11.1261.000.1080	5990.01
<b>PARKERS HARDWARE - Total</b>							<b>\$1,512.94</b>		
		PENNYS KITCHEN	7	01/10/2025	V906298	EARLY LIT LUNCH	\$106.18	11.1221.000.3070	3120.01
			7	01/10/2025	V906298	RUNNING RECORDS LUNCH	\$68.90	11.1221.000.1330	3220.01
			7	01/10/2025	V906298	SOCIAL STUDIES LUNCH	\$122.10	11.1221.000.1340	3220.01
			7	01/16/2025	V906322	DATA MANAGMENT LUNCH	\$91.39	11.1227.000.1360	3220.01
			7	01/16/2025	V906322	GEN ED LUNCH	\$207.90	11.1221.000.1370	3220.01
			7	01/30/2025	V906355	COUNSELORS LUNCH	\$133.79	11.1221.000.1430	3220.06
<b>PENNYS KITCHEN - Total</b>							<b>\$730.26</b>		
		PITNEY BOWES	7	01/15/2025	103424	LEASING CHARGES	\$166.95	11.1261.000.1080	3430
			7	01/15/2025	303935	2025 ANNUAL FEE	\$25.00	11.1261.000.1080	3430
			7	01/28/2025	303944	CO METER REFILL	\$300.00	11.1261.000.1080	3430
<b>PITNEY BOWES - Total</b>							<b>\$491.95</b>		
		QUILL CORPORATION	7	01/16/2025	V906324	BATTERY TISSUE PEN	\$292.33	11.1261.000.1080	5910.01
<b>QUILL CORPORATION - Total</b>							<b>\$292.33</b>		
		SET INSURANCE	7	01/13/2025	303922	JANUARY 2025	\$2,229.00	11	B451.09

# EASTERN UPPER PENINSULA ISD

## Check Register - January 2025

Fund Charged	Fund Title	Vendor Name	Period	Check Date	Check Number	Transaction Description	Transaction Amount	Budget Unit	Account Code		
11	GENERAL FUND	<b>SET INSURANCE - Total</b>						<b>\$2,229.00</b>			
		STATE OF MICHIGAN TREASURY	7	01/14/2025	303929	DED:*SMI STATE	\$28,807.82	11	B451.03		
		<b>STATE OF MICHIGAN TREASURY - Total</b>						<b>\$28,807.82</b>			
		TASC FLEX	7	01/14/2025	303930	ADJ EE OWES	\$0.78	11	B451.08		
			7	01/14/2025	303930	DED:6000 TASC-FS UM	\$694.97	11	B451.08		
		<b>TASC FLEX - Total</b>						<b>\$695.75</b>			
		THE ST IGNACE NEWS	7	01/15/2025	103427	SCHOOLS OF CHOICE AD	\$345.00	11.1259.000.1100	9999.02		
		<b>THE ST IGNACE NEWS - Total</b>						<b>\$345.00</b>			
		THRUN LAW FIRM P.C.	7	01/16/2025	V906328	ANNUAL RETAINER FEE	\$2,500.00	11.1231.000.1040	3170.01		
			7	01/16/2025	V906328	LEGAL SERVICES	\$357.50	11.1283.000.1065	3170.01		
		<b>THRUN LAW FIRM P.C. - Total</b>						<b>\$2,857.50</b>			
		UNITED WAY OF NORTHWEST MICHIGAN	7	01/30/2025	V906360	TRISHARE - MAYER	\$1,066.68	11	B451.26		
		<b>UNITED WAY OF NORTHWEST MICHIGAN - Total</b>						<b>\$1,066.68</b>			
		UNITED WAY OF THE EASTERN UPPER PEN	7	01/14/2025	103410	DED:8000 UNITED WAY	\$166.00	11	B451.15		
		<b>UNITED WAY OF THE EASTERN UPPER PEN - Total</b>						<b>\$166.00</b>			
		WESTERN MICHIGAN UNIVERISTY	7	01/29/2025	103457	10.1-1231.24 SERVICES	\$33,658.24	11.1281.000.2004	3190.14		
		<b>WESTERN MICHIGAN UNIVERISTY - Total</b>						<b>\$33,658.24</b>			
		XELLO INC.	7	01/09/2025	103407		\$4,439.52	11.1259.000.1100	9999.03		
		<b>XELLO INC. - Total</b>						<b>\$4,439.52</b>			
		<b>11 - Total</b>							<b>\$683,660.03</b>		
		21	EARLY CHILDHOOD FUND	BMO FINANCIAL GROUP	7	01/27/2025	600537	PCARD-CAIRNS K	\$92.44	21.1331.000.2242	5910.04
7	01/27/2025				600537	PCARD-CAIRNS K	\$238.00	21.1221.000.2275	3510.02		
7	01/27/2025				600537	PCARD-CAIRNS K	\$238.00	21.1331.000.2221	3510.02		
7	01/27/2025				600537	PCARD-CAIRNS K	\$238.00	21.1331.000.2248	3510.02		
7	01/27/2025				600537	PCARD-DENIS R	\$116.88	21.1259.000.1100	9999.10		
7	01/27/2025				600537	PCARD-DENIS R	\$1,225.00	21.1283.000.2248	3220.01		
7	01/27/2025				600537	PCARD-FENLON K	(\$294.90)	21.1259.000.1100	9999.10		
7	01/27/2025				600537	PCARD-KJOLHEDE J	\$35.90	21.1351.000.1650	3220.01		
7	01/27/2025				600537	PCARD-KJOLHEDE J	\$77.55	21.1118.950.2275	5110.01		
7	01/27/2025				600537	PCARD-KJOLHEDE J	\$84.37	21.1221.950.2275	3220.01		
7	01/27/2025				600537	PCARD-LAFVER C	\$32.38	21.1221.000.2275	5990.32		
7	01/27/2025				600537	PCARD-LOHFF K	\$53.96	21.1351.000.1650	5990.01		
7	01/27/2025				600537	PCARD-LOHFF K	\$100.30	21.1221.000.2151	3220.01		
7	01/27/2025				600537	PCARD-LOHFF K	\$100.30	21.1221.000.2275	3220.01		
7	01/27/2025				600537	PCARD-LOHFF K	\$100.33	21.1283.000.2246	3220.01		
7	01/27/2025				600537	PCARD-LOHFF K	\$132.78	21.1351.000.1652	5990.01		
7	01/27/2025	600537	PCARD-LOHFF K	\$153.93	21.1351.000.1653	5990.01					

# EASTERN UPPER PENINSULA ISD

## Check Register - January 2025

Fund Charged	Fund Title	Vendor Name	Period	Check Date	Check Number	Transaction Description	Transaction Amount	Budget Unit	Account Code		
21	EARLY CHILDHOOD FUND	BMO FINANCIAL GROUP	7	01/27/2025	600537	PCARD-LOHFF K	\$478.47	21.1321.000.1505	5990.01		
			7	01/27/2025	600537	PCARD-NEVEU S	\$38.59	21.1212.000.2248	5110.01		
			7	01/27/2025	600537	PCARD-NEVEU S	\$7,243.79	21.1321.000.1505	5990.01		
			7	01/27/2025	600537	PCARD-PARISH M	\$270.00	21.1221.000.2275	3220.01		
			7	01/27/2025	600537	PCARD-RYE E	\$72.30	21.1331.000.2221	7410.01		
			7	01/27/2025	600537	PCARD-RYE E	\$955.26	21.1221.000.2151	5110.01		
			7	01/27/2025	600537	PCARD-SAVOIE J	\$14.50	21.1311.000.2242	5910.01		
		<b>BMO FINANCIAL GROUP - Total</b>							<b>\$11,798.13</b>		
				CONSOLIDATED COMMUNITY SCHOOL SERVI	7	01/10/2025	V906289	FY25 DEC SLOTS	\$40,137.82	21.1411.000.2275	8510.06
					7	01/10/2025	V906289	FY25 DEC TRANS	\$4,245.64	21.1411.000.2272	8510.06
					7	01/23/2025	V906330	FY25 GSRP SLOTS JAN	\$40,137.82	21.1411.000.2275	8510.06
					7	01/23/2025	V906330	FY25 GSRP TRANS JAN	\$4,245.64	21.1411.000.2272	8510.06
		<b>CONSOLIDATED COMMUNITY SCHOOL SERVI - Total</b>							<b>\$88,766.92</b>		
				DOLLYWOOD FOUNDATION	7	01/23/2025	V906332	IMAGIN LIBR BKS DEC	\$1,414.74	21.1296.000.1012	7920.01
		<b>DOLLYWOOD FOUNDATION - Total</b>							<b>\$1,414.74</b>		
				EDUSTAFF	7	01/08/2025	303920	PPE 12/8-12/21/2024	\$475.22	21.1351.000.1655	3190.27
					7	01/08/2025	303920	PPE 12/8-12/21/2024	\$3,374.88	21.1351.000.1654	3190.04
					7	01/08/2025	303920	PPE 12/8-12/21/2024	\$4,226.96	21.1351.000.1650	3190.04
					7	01/08/2025	303920	PPE 12/8-12/21/2024	\$4,774.33	21.1351.000.1652	3190.04
					7	01/08/2025	303920	PPE 12/8-12/21/2024	\$5,326.25	21.1351.000.1653	3190.04
					7	01/08/2025	303920	PPE 12/8-12/21/2024	\$5,922.87	21.1118.950.2275	3190.04
					7	01/15/2025	303934	PPE 12/22/24-01/04/25	\$615.63	21.1351.000.1652	3190.04
					7	01/15/2025	303934	PPE 12/22/24-01/04/25	\$838.19	21.1351.000.1654	3190.04
					7	01/15/2025	303934	PPE 12/22/24-01/04/25	\$956.27	21.1351.000.1653	3190.04
					7	01/15/2025	303934	PPE 12/22/24-01/04/25	\$1,190.37	21.1351.000.1650	3190.04
					7	01/15/2025	303934	PPE 12/22/24-01/04/25	\$1,207.91	21.1118.950.2275	3190.04
					7	01/16/2025	303936	C. STALEY JAN MEDICAL	\$554.07	21.1351.000.1652	3190.04
					7	01/16/2025	303936	R. FOIX JAN MEDICAL	\$641.90	21.1351.000.1653	3190.04
		7	01/29/2025		303945	R. FOIX FEB MEDICAL	\$641.90	21.1351.000.1653	3190.04		
		7	01/29/2025		303946	PPE 1/5-1/18/2025	\$475.22	21.1351.000.1655	3190.27		
		7	01/29/2025		303946	PPE 1/5-1/18/2025	\$3,238.91	21.1351.000.1650	3190.04		
		7	01/29/2025		303946	PPE 1/5-1/18/2025	\$4,433.84	21.1351.000.1654	3190.04		
		7	01/29/2025		303946	PPE 1/5-1/18/2025	\$4,436.65	21.1351.000.1653	3190.04		
		7	01/29/2025		303946	PPE 1/5-1/18/2025	\$4,449.46	21.1351.000.1652	3190.04		
		7	01/29/2025		303946	PPE 1/5-1/18/2025	\$5,767.64	21.1118.950.2275	3190.04		
<b>EDUSTAFF - Total</b>							<b>\$53,548.47</b>				
		IMMANUEL LUTHERAN CHURCH	7	01/22/2025	103435	BDS-NOV2024TUITION-RD	\$165.20	21.1351.000.1630	3710.01		
			7	01/22/2025	103435	BECKY DAVIS SCHOLARSH	\$149.56	21.1351.000.1630	3710.01		
<b>IMMANUEL LUTHERAN CHURCH - Total</b>							<b>\$314.76</b>				

# EASTERN UPPER PENINSULA ISD

## Check Register - January 2025

Fund Charged	Fund Title	Vendor Name	Period	Check Date	Check Number	Transaction Description	Transaction Amount	Budget Unit	Account Code	
21	EARLY CHILDHOOD FUND	KELSEY GROVE	7	01/22/2025	103434	NOV TEV 2024 K.GROVE	\$157.45	21.1351.000.1653	3210.01	
		<b>KELSEY GROVE - Total</b>						<b>\$157.45</b>		
		LAKESHORE PARENT, LLC	7	01/22/2025	103437	RAMPBALLS-GSRP MATERA	\$160.55	21.1118.950.2275	5110.01	
		<b>LAKESHORE PARENT, LLC - Total</b>						<b>\$160.55</b>		
		PENNYS KITCHEN	7	01/16/2025	V906322	EARLY CHILDHOOD LUNCH	\$14.35	21.1351.000.1654	3220.01	
			7	01/16/2025	V906322	EARLY CHILDHOOD LUNCH	\$28.72	21.1351.000.1652	3220.01	
			7	01/16/2025	V906322	EARLY CHILDHOOD LUNCH	\$28.72	21.1351.000.1653	3220.01	
			7	01/16/2025	V906322	EARLY CHILDHOOD LUNCH	\$43.07	21.1351.000.1650	3220.01	
			7	01/16/2025	V906322	EARLY CHILDHOOD LUNCH	\$86.14	21.1221.950.2275	3220.01	
		<b>PENNYS KITCHEN - Total</b>						<b>\$201.00</b>		
		SAULT AREA SCHOOLS	7	01/23/2025	V906340	3YO CLASS MEALS OCT24	\$330.00	21.1351.000.1650	9999.13	
			7	01/23/2025	V906340	GRSP MEALS OCT2024	\$2,190.00	21.1118.950.2275	3190.01	
		<b>SAULT AREA SCHOOLS - Total</b>						<b>\$2,520.00</b>		
		SAULT COOPERATIVE PRESCHOOL	7	01/16/2025	V906326	GSRP START UP FUNDS	\$17,046.72	21.1445.000.2278	8510.41	
			7	01/23/2025	V906341	GSRP RFF FY25	\$49,234.41	21.1445.000.2275	8510.41	
		<b>SAULT COOPERATIVE PRESCHOOL - Total</b>						<b>\$66,281.13</b>		
		ST IGNACE AREA SCHOOLS	7	01/10/2025	V906302	FY24 GSRP CO RFF 1	\$46,898.36	21.1411.000.2271	8510.17	
		<b>ST IGNACE AREA SCHOOLS - Total</b>						<b>\$46,898.36</b>		
		ST MARYS CATHOLIC SCHOOL	7	01/10/2025	V906303	DEC 24 GSRP SLOTS	\$2,361.27	21.1411.000.2275	8510.18	
			7	01/23/2025	V906343	FY25 GSRP SLOTS JAN	\$2,361.27	21.1411.000.2275	8510.18	
		<b>ST MARYS CATHOLIC SCHOOL - Total</b>						<b>\$4,722.54</b>		
		<b>21 - Total</b>						<b>\$276,784.05</b>		
		22	SPECIAL EDUCATION FUND	ALBERT HEATING & COOLING INC	7	01/30/2025	V906346	HOT WATER TANK MAINT.	\$155.00	22.1261.000.1083
<b>ALBERT HEATING &amp; COOLING INC - Total</b>						<b>\$155.00</b>				
ALLSTAR GRAPHICS	7			01/10/2025	V906287	PROJECT SEARCH	\$1,157.35	22.1296.000.1025	7920.01	
<b>ALLSTAR GRAPHICS - Total</b>						<b>\$1,157.35</b>				
ANNA TIWAA-ASANTE	7			01/15/2025	103428	TIWAA-ASANTE, A	\$75.00	22.1221.000.1052	3220.01	
<b>ANNA TIWAA-ASANTE - Total</b>						<b>\$75.00</b>				
APPLE INC.	7			01/22/2025	103429	IPAD AIR 13"	\$848.00	22.1215.031.1760	5110.01	
<b>APPLE INC. - Total</b>						<b>\$848.00</b>				
AT&T LONG DISTANCE	7			01/15/2025	103413	LC FAX DEC 2024	\$93.54	22.1261.000.1083	3410.01	
	7			01/29/2025	103444	LC FAX JAN 2025	\$55.75	22.1261.000.1083	3410.01	
<b>AT&amp;T LONG DISTANCE - Total</b>						<b>\$149.29</b>				
BMO FINANCIAL GROUP	7			01/27/2025	600537	PCARD-ANDERSON A	\$95.00	22.1216.041.1770	5110.01	
	7	01/27/2025	600537	PCARD-ARBIC M	\$55.20	22.1283.081.1790	5990.01			

# EASTERN UPPER PENINSULA ISD

## Check Register - January 2025

Fund Charged	Fund Title	Vendor Name	Period	Check Date	Check Number	Transaction Description	Transaction Amount	Budget Unit	Account Code
22	SPECIAL EDUCATION FUND	BMO FINANCIAL GROUP	7	01/27/2025	600537	PCARD-ARMSTRONG T	\$32.49	22.1213.013.1750	3410.02
			7	01/27/2025	600537	PCARD-ARMSTRONG T	\$32.49	22.1215.031.1760	3410.02
			7	01/27/2025	600537	PCARD-ARMSTRONG T	\$43.56	22.1219.000.1795	3410.02
			7	01/27/2025	600537	PCARD-ARMSTRONG T	\$43.56	22.1241.000.1742	3410.02
			7	01/27/2025	600537	PCARD-ARMSTRONG T	\$48.64	22.1226.000.1055	3410.02
			7	01/27/2025	600537	PCARD-ARMSTRONG T	\$48.64	22.1226.081.1790	3410.02
			7	01/27/2025	600537	PCARD-ARMSTRONG T	\$54.97	22.1213.013.1750	5110.01
			7	01/27/2025	600537	PCARD-ARMSTRONG T	\$82.95	22.1122.194.1787	3410.02
			7	01/27/2025	600537	PCARD-ARMSTRONG T	\$83.00	22.1221.000.1052	3220.01
			7	01/27/2025	600537	PCARD-ARMSTRONG T	\$98.66	22.1213.011.1755	5110.01
			7	01/27/2025	600537	PCARD-ARMSTRONG T	\$102.57	22.1216.041.1770	5110.01
			7	01/27/2025	600537	PCARD-ARMSTRONG T	\$256.45	22.1216.041.1770	3410.02
			7	01/27/2025	600537	PCARD-ARMSTRONG T	\$342.43	22.1226.000.1055	5910.01
			7	01/27/2025	600537	PCARD-ARMSTRONG T	\$888.30	22.1215.031.1760	5110.01
			7	01/27/2025	600537	PCARD-BALL C	\$58.80	22.1213.013.1750	5110.01
			7	01/27/2025	600537	PCARD-BALL C	\$137.50	22.1213.011.1755	5110.01
			7	01/27/2025	600537	PCARD-BALL C	\$560.00	22.1213.011.1755	3210.01
			7	01/27/2025	600537	PCARD-BYMA R	\$107.00	22.1221.000.1059	5990.01
			7	01/27/2025	600537	PCARD-BYMA R	\$2,747.71	22.1241.000.1742	5110.01
			7	01/27/2025	600537	PCARD-CALLAGHAN M	\$367.96	22.1218.065.3600	5110.17
			7	01/27/2025	600537	PCARD-CALLOCKIO K	\$12.95	22.1215.031.1760	5110.01
			7	01/27/2025	600537	PCARD-CAMPBELL S	\$0.30	22.1259.000.1100	9999.05
			7	01/27/2025	600537	PCARD-CAMPBELL S	\$23.85	22.1214.021.3600	5110.18
			7	01/27/2025	600537	PCARD-CARR C	\$4.49	22.1218.067.3600	5110.16
			7	01/27/2025	600537	PCARD-CARR C	\$53.62	22.1221.000.1835	5110.01
			7	01/27/2025	600537	PCARD-CARR C	\$77.61	22.1218.067.3600	3220.01
			7	01/27/2025	600537	PCARD-CHROMY R	\$12.98	22.1122.120.1700	5110.01
			7	01/27/2025	600537	PCARD-CHROMY R	\$312.24	22.1241.000.1742	5110.01
			7	01/27/2025	600537	PCARD-CLARK J	\$39.03	22.1218.067.3600	3220.01
			7	01/27/2025	600537	PCARD-CLARK J	\$75.18	22.1221.000.1816	3220.01
			7	01/27/2025	600537	PCARD-DANKERT J	\$264.68	22.1122.120.1700	5110.01
			7	01/27/2025	600537	PCARD-DAVIS J	\$541.85	22.1261.000.1083	5990.01
			7	01/27/2025	600537	PCARD-DENIS R	\$40.58	22.1122.271.1745	5110.01
7	01/27/2025	600537	PCARD-DENIS R	\$270.00	22.1122.271.1745	3220.01			
7	01/27/2025	600537	PCARD-DENUCCIO C	\$25.39	22.1216.041.1770	5110.01			

# EASTERN UPPER PENINSULA ISD

## Check Register - January 2025

Fund Charged	Fund Title	Vendor Name	Period	Check Date	Check Number	Transaction Description	Transaction Amount	Budget Unit	Account Code
22	SPECIAL EDUCATION FUND	BMO FINANCIAL GROUP	7	01/27/2025	600537	PCARD-EIMILLER H	(\$24.95)	22.1259.000.1100	9999.05
			7	01/27/2025	600537	PCARD-FOUNTAIN M	\$41.87	22.1122.140.1710	3220.21
			7	01/27/2025	600537	PCARD-FOUNTAIN M	\$147.43	22.1122.140.1710	5110.01
			7	01/27/2025	600537	PCARD-FUSCO G	\$360.00	22.1216.041.1770	5110.01
			7	01/27/2025	600537	PCARD-GARN G	\$19.95	22.1259.000.1100	9999.05
			7	01/27/2025	600537	PCARD-GARN G	\$714.86	22.1218.065.3600	5110.17
			7	01/27/2025	600537	PCARD-HANKE T	\$160.40	22.1391.000.1822	5990.01
			7	01/27/2025	600537	PCARD-HAZLEY T	\$59.00	22.1226.081.1790	7410.01
			7	01/27/2025	600537	PCARD-HAZLEY T	\$300.00	22.1259.000.1100	9999.05
			7	01/27/2025	600537	PCARD-HAZLEY T	\$300.00	22.1283.081.1790	3220.01
			7	01/27/2025	600537	PCARD-HUGHES K	\$4.02	22.1259.000.1100	9999.05
			7	01/27/2025	600537	PCARD-HUGHES K	\$50.00	22.1219.000.1795	7410.01
			7	01/27/2025	600537	PCARD-HUGHES K	\$100.00	22.1221.000.1052	3220.01
			7	01/27/2025	600537	PCARD-HUGHES K	\$450.07	22.1283.081.1790	3220.01
			7	01/27/2025	600537	PCARD-KRANENDONK S	\$41.82	22.1216.041.1770	5110.01
			7	01/27/2025	600537	PCARD-KRANENDONK S	\$210.00	22.1283.041.1770	3220.01
			7	01/27/2025	600537	PCARD-LAJOIE A	\$394.55	22.1391.000.1822	5990.01
			7	01/27/2025	600537	PCARD-LIPPLE C	\$222.11	22.1122.120.1700	5110.01
			7	01/27/2025	600537	PCARD-LOHFF K	\$46.72	22.1226.000.1055	3410.02
			7	01/27/2025	600537	PCARD-LOHFF K	\$100.30	22.1122.271.1745	3220.01
			7	01/27/2025	600537	PCARD-LOHFF K	\$414.48	22.1122.271.1745	5110.01
			7	01/27/2025	600537	PCARD-MALASKA H	\$132.00	22.1216.041.1770	3210.01
			7	01/27/2025	600537	PCARD-MAYER E	\$21.30	22.1122.271.1745	7910.01
			7	01/27/2025	600537	PCARD-MAYER E	\$411.28	22.1226.000.1055	3410.02
			7	01/27/2025	600537	PCARD-MCDOWELL S	\$10.84	22.1259.000.1100	9999.05
			7	01/27/2025	600537	PCARD-MCDOWELL S	\$665.95	22.1283.081.1790	3220.01
			7	01/27/2025	600537	PCARD-MEINTS K	\$94.68	22.1122.140.1715	5110.01
			7	01/27/2025	600537	PCARD-MENDOZA C	\$25.00	22.1259.000.1100	9999.05
			7	01/27/2025	600537	PCARD-MENDOZA C	\$95.68	22.1214.021.3600	5110.18
			7	01/27/2025	600537	PCARD-NEMECEK M	\$41.98	22.1296.000.1024	7920.01
			7	01/27/2025	600537	PCARD-NOSTRANT W	\$22.25	22.1259.000.1100	9999.05
			7	01/27/2025	600537	PCARD-PARISH M	\$155.24	22.1221.000.1030	5990.01
			7	01/27/2025	600537	PCARD-PERRON A	\$20.16	22.1259.000.1100	9999.05
			7	01/27/2025	600537	PCARD-PERRON A	\$449.16	22.1216.041.1770	5110.01
7	01/27/2025	600537	PCARD-PIIPPO J	(\$2.52)	22.1259.000.1100	9999.05			
7	01/27/2025	600537	PCARD-PIIPPO J	\$14.97	22.1296.000.1025	7920.01			
7	01/27/2025	600537	PCARD-PIIPPO J	\$332.93	22.1391.000.1822	5990.01			
7	01/27/2025	600537	PCARD-RANDAZZO J	\$45.04	22.1216.041.1770	5110.01			
7	01/27/2025	600537	PCARD-ROBBINS K	\$66.25	22.1215.031.1760	5110.01			
7	01/27/2025	600537	PCARD-ROMATZ A	\$64.16	22.1122.120.1700	3220.21			

# EASTERN UPPER PENINSULA ISD

## Check Register - January 2025

Fund Charged	Fund Title	Vendor Name	Period	Check Date	Check Number	Transaction Description	Transaction Amount	Budget Unit	Account Code		
22	SPECIAL EDUCATION FUND	BMO FINANCIAL GROUP	7	01/27/2025	600537	PCARD-ROMATZ A	\$133.29	22.1122.120.1700	5110.01		
			7	01/27/2025	600537	PCARD-SANDVIK L	\$1,401.62	22.1261.000.1083	5520		
			7	01/27/2025	600537	PCARD-SCHULTZ H	\$102.26	22.1219.000.1770	5910.01		
			7	01/27/2025	600537	PCARD-SHORT H	\$97.19	22.1226.000.1055	5910.01		
			7	01/27/2025	600537	PCARD-STEVENST	\$47.65	22.1216.041.1770	5110.01		
			7	01/27/2025	600537	PCARD-VANSLOTEN A	\$50.00	22.1226.000.1056	7410.01		
			7	01/27/2025	600537	PCARD-VISSER N	\$6.99	22.1122.000.1837	5110.01		
			7	01/27/2025	600537	PCARD-VISSER N	\$117.66	22.1221.000.1052	3220.01		
			7	01/27/2025	600537	PCARD-WILSON T	\$59.44	22.1122.191.1720	5110.01		
		<b>BMO FINANCIAL GROUP - Total</b>							<b>\$16,837.71</b>		
				BRIGHTSPEED	7	01/09/2025	103391	LAND LINES	\$397.49	22.1241.000.1742	3410.01
					7	01/22/2025	103430	LAND LINES	\$396.97	22.1241.000.1742	3410.01
		<b>BRIGHTSPEED - Total</b>							<b>\$794.46</b>		
				CHERYL L. JONES	7	01/15/2025	103418	JONES, CHERYL	\$150.00	22.1221.000.1052	3220.01
		<b>CHERYL L. JONES - Total</b>							<b>\$150.00</b>		
				CHG MEDICAL STAFFING INC.	7	01/09/2025	103392	BILOSZ, L SLP	\$14,773.50	22.1215.031.1760	3130.01
					7	01/09/2025	103392	CROFFOOT, K OT	\$12,859.76	22.1213.011.1755	3130.01
					7	01/09/2025	103392	CULP, L COTA	\$8,694.07	22.1213.011.1755	3130.01
					7	01/09/2025	103392	DZIEDZIC, P COTA	\$7,425.00	22.1213.011.1755	3130.01
					7	01/09/2025	103392	HENDERSHOT, T SLP	\$10,350.00	22.1215.031.1760	3130.01
					7	01/09/2025	103392	JOHNSON, C SLP	\$11,943.75	22.1215.031.1760	3130.01
					7	01/09/2025	103392	YORK K SLP	\$3,562.50	22.1215.031.1760	3130.01
					7	01/09/2025	103392	YORK, K SLP	\$7,125.00	22.1215.031.1760	3130.01
					7	01/22/2025	103431	BILOSZ, L SLP	\$5,586.00	22.1215.031.1760	3130.01
					7	01/22/2025	103431	CROFFOOT, K OT	\$4,955.30	22.1213.011.1755	3130.01
					7	01/22/2025	103431	DZIEDZIC, P COTA	\$2,793.75	22.1213.011.1755	3130.01
					7	01/22/2025	103431	YORK, K SLP	\$1,425.00	22.1215.031.1760	3130.01
					7	01/29/2025	103447	BILOSZ, L SLP	\$4,361.00	22.1215.031.1760	3130.01
					7	01/29/2025	103447	CROFFOOT, K OT	\$5,020.60	22.1213.011.1755	3130.01
		7	01/29/2025		103447	CULP, L COTA	\$2,895.97	22.1213.011.1755	3130.01		
		7	01/29/2025		103447	DZIEDZIC, P COTA	\$1,162.50	22.1213.011.1755	3130.01		
		7	01/29/2025		103447	HENDERSHOT, T SLP	\$5,520.00	22.1215.031.1760	3130.01		
		7	01/29/2025		103447	YORK, K SLP	\$3,562.50	22.1215.031.1760	3130.01		
<b>CHG MEDICAL STAFFING INC. - Total</b>							<b>\$114,016.20</b>				
		CHRISTINE FOSTER	7	01/29/2025	103449	FOSTER, C LETRS UNIT8	\$200.00	22.1221.000.1052	3220.01		
<b>CHRISTINE FOSTER - Total</b>							<b>\$200.00</b>				
		CLARK HILL PLC ATTORNEYS AT LAW	7	01/10/2025	V906288	LEGAL SERVICES	\$1,381.00	22.1231.000.1040	3170.01		
			7	01/23/2025	V906329	LEGAL SERVICES	\$882.00	22.1231.000.1040	3170.01		
<b>CLARK HILL PLC ATTORNEYS AT LAW - Total</b>							<b>\$2,263.00</b>				
		CONSOLIDATED COMMUNITY SCHOOL SERVI	7	01/16/2025	V906312	CARIE, C	\$90.00	22.1241.000.1742	7910.01		
<b>CONSOLIDATED COMMUNITY SCHOOL SERVI - Total</b>							<b>\$90.00</b>				

# EASTERN UPPER PENINSULA ISD

## Check Register - January 2025

Fund Charged	Fund Title	Vendor Name	Period	Check Date	Check Number	Transaction Description	Transaction Amount	Budget Unit	Account Code		
22	SPECIAL EDUCATION FUND	COUNTY OF CHIPPEWA	7	01/10/2025	V906290	2023 TAX CHARGEBACKS	\$531.03	22.1259.000.1090	7910.04		
			7	01/16/2025	V906313	2023 TAX CHARGEBACKS	\$88.12	22.1259.000.1090	7910.04		
			7	01/23/2025	V906331	TAX CHARGEBACKS - 21	\$56.77	22.1259.000.1090	7910.04		
			7	01/23/2025	V906331	TAX CHARGEBACKS - 22	\$102.64	22.1259.000.1090	7910.04		
			7	01/23/2025	V906331	TAX CHARGEBACKS - 23	\$107.49	22.1259.000.1090	7910.04		
			7	01/30/2025	V906348	TAX CHARGEBACKS - 21	\$7.32	22.1259.000.1090	7910.04		
			7	01/30/2025	V906348	TAX CHARGEBACKS - 22	\$13.47	22.1259.000.1090	7910.04		
			7	01/30/2025	V906348	TAX CHARGEBACKS - 23	\$14.05	22.1259.000.1090	7910.04		
		<b>COUNTY OF CHIPPEWA - Total</b>							<b>\$920.89</b>		
			DANA SHEHIGIAN DEIMEL	7	01/29/2025	103448	DEIMEL, D POSTAGE	\$20.68	22.1226.000.1055	3430	
		<b>DANA SHEHIGIAN DEIMEL - Total</b>							<b>\$20.68</b>		
			DANIEL THORNTON	7	01/30/2025	V906359	LETRS UNIT8	\$200.00	22.1221.000.1052	3220.01	
		<b>DANIEL THORNTON - Total</b>							<b>\$200.00</b>		
			DTE ENERGY CO.	7	01/15/2025	103415	HEAT 12/3-1/2	\$2,869.06	22.1261.000.1083	5510	
		<b>DTE ENERGY CO. - Total</b>							<b>\$2,869.06</b>		
			EDUSTAFF	7	01/08/2025	303920	PPE 12/8-12/21/2024	\$127.20	22.1122.140.1715	3110.05	
				7	01/08/2025	303920	PPE 12/8-12/21/2024	\$160.11	22.1391.000.1822	3190.04	
				7	01/08/2025	303920	PPE 12/8-12/21/2024	\$273.97	22.1122.110.1725	3110.05	
				7	01/08/2025	303920	PPE 12/8-12/21/2024	\$433.88	22.1122.191.1720	3110.05	
				7	01/08/2025	303920	PPE 12/8-12/21/2024	\$1,009.00	22.1122.120.1700	3110.05	
				7	01/29/2025	303946	PPE 1/5-1/18/2025	\$127.20	22.1122.140.1710	3110.05	
				7	01/29/2025	303946	PPE 1/5-1/18/2025	\$310.83	22.1122.120.1700	3110.05	
				7	01/29/2025	303946	PPE 1/5-1/18/2025	\$381.60	22.1122.191.1720	3110.05	
				7	01/29/2025	303946	PPE 1/5-1/18/2025	\$482.21	22.1122.110.1725	3110.05	
				7	01/29/2025	303946	PPE 1/5-1/18/2025	\$543.04	22.1215.031.1760	3190.03	
		<b>EDUSTAFF - Total</b>							<b>\$3,849.04</b>		
			ELIZABETH PERRON	7	01/15/2025	103423	MUSIC THERAPY, PERRON	\$1,045.00	22.1241.000.1742	3190.01	
				7	01/15/2025	103423	PERRON MUSIC THERAPY	\$440.00	22.1241.000.1742	3190.01	
	7	01/29/2025		103454	PERRON, L MUSIC	\$440.00	22.1241.000.1742	3190.01			
<b>ELIZABETH PERRON - Total</b>							<b>\$1,925.00</b>				
	EUP TRANSPORTATION AUTHORITY	7	01/23/2025	V906333	DI FERRY K. GARBULINS	\$60.00	22.1213.011.1755	3210.01			
<b>EUP TRANSPORTATION AUTHORITY - Total</b>							<b>\$60.00</b>				
	FRESH AIR AVIATION	7	01/23/2025	V906334	MALASKA, H	\$243.00	22.1216.041.1770	3210.01			
<b>FRESH AIR AVIATION - Total</b>							<b>\$243.00</b>				

# EASTERN UPPER PENINSULA ISD

## Check Register - January 2025

Fund Charged	Fund Title	Vendor Name	Period	Check Date	Check Number	Transaction Description	Transaction Amount	Budget Unit	Account Code	
22	SPECIAL EDUCATION FUND	FRONTIER CONTRACTING LLC	7	01/16/2025	V906315	LC DEC. SNOW REMOVAL	\$6,330.00	22.1261.000.1083	3190.01	
		<b>FRONTIER CONTRACTING LLC - Total</b>						<b>\$6,330.00</b>		
		GFL ENVIRONMENTAL USA INC	7	01/23/2025	V906335	EC SHREDDING	\$45.51	22.1122.271.1745	7910.01	
			7	01/23/2025	V906335	LC TRASH	\$459.92	22.1261.000.1083	3840	
		<b>GFL ENVIRONMENTAL USA INC - Total</b>						<b>\$505.43</b>		
		GUIDOS PREMIUM PIZZA	7	01/10/2025	V906295	CAT LUNCH	\$83.48	22.1221.000.1052	3220.01	
		<b>GUIDOS PREMIUM PIZZA - Total</b>						<b>\$83.48</b>		
		KINROSS CHARTER TOWNSHIP	7	01/15/2025	103420	WATER 12/1-12/31	\$557.91	22.1261.000.1083	3830	
		<b>KINROSS CHARTER TOWNSHIP - Total</b>						<b>\$557.91</b>		
		KSS ENTERPRISES	7	01/10/2025	V906286	JANITORIAL SUPPLIES	\$604.03	22.1261.000.1083	5990.01	
			7	01/30/2025	V906345	JANITORIAL SUPPLIES	\$549.24	22.1261.000.1083	5990.01	
		<b>KSS ENTERPRISES - Total</b>						<b>\$1,153.27</b>		
		LUCE COUNTY TREASURER	7	01/22/2025	103438	TAX CHARGEBACKS	\$52.68	22.1259.000.1090	7910.04	
		<b>LUCE COUNTY TREASURER - Total</b>						<b>\$52.68</b>		
		MARY O'CONNOR	7	01/16/2025	V906320	O'CONNOR. M	\$100.00	22.1221.000.1052	3220.01	
		<b>MARY O'CONNOR - Total</b>						<b>\$100.00</b>		
		MYMICHIGAN MEDICAL CENTER SAULT	7	01/09/2025	103400	MMH OT NOV 24	\$78,354.24	22.1213.011.1755	3130.01	
			7	01/09/2025	103400	MMH PT NOV 24	\$29,849.50	22.1213.013.1750	3130.01	
			7	01/09/2025	103400	MMH SLP NOV 24	\$109,345.65	22.1215.031.1760	3130.01	
			7	01/22/2025	103440	OT MYMI REHAB DEC24	\$74,633.60	22.1213.011.1755	3130.01	
			7	01/22/2025	103440	PT MYMI REHAB DEC 24	\$30,331.98	22.1213.013.1750	3130.01	
			7	01/22/2025	103440	SLP MYMI REHAB DEC 24	\$109,080.79	22.1215.031.1760	3130.01	
		<b>MYMICHIGAN MEDICAL CENTER SAULT - Total</b>						<b>\$431,595.76</b>		
		NATIONAL OFFICE PRODUCTS	7	01/10/2025	V906297	LC PRINCIPAL OFFICE	\$127.57	22.1261.000.1742	4120.01	
			7	01/10/2025	V906297	LC SE OFFICE	\$187.62	22.1261.000.1055	4120.01	
			7	01/10/2025	V906297	LC WORKROOM	\$206.37	22.1261.000.1055	4120.01	
		<b>NATIONAL OFFICE PRODUCTS - Total</b>						<b>\$521.56</b>		
		PARKERS HARDWARE	7	01/09/2025	103402	CARPET CLEANER OXY	\$91.96	22.1261.000.1083	5990.01	
			7	01/09/2025	103402	CARPET CLEANER RENTAL	\$420.00	22.1261.000.1083	4220.01	
			7	01/09/2025	103402	GLASS CLEANER	\$19.98	22.1261.000.1083	5990.01	
			7	01/09/2025	103402	LC KEYS	\$19.90	22.1261.000.1083	5990.01	
			7	01/09/2025	103402	MISC PARTS & ICE MELT	\$299.84	22.1261.000.1083	5990.01	
		<b>PARKERS HARDWARE - Total</b>						<b>\$851.68</b>		

# EASTERN UPPER PENINSULA ISD

## Check Register - January 2025

Fund Charged	Fund Title	Vendor Name	Period	Check Date	Check Number	Transaction Description	Transaction Amount	Budget Unit	Account Code	
22	SPECIAL EDUCATION FUND	PEOPLE DRIVEN TECHNOLOGY, INC.	7	01/23/2025	V906339	PDT25T-P2725H, DELL P2725	\$181.62	22.1218.065.3600	5110.17	
		<b>PEOPLE DRIVEN TECHNOLOGY, INC. - Total</b>						<b>\$181.62</b>		
		PITNEY BOWES	7	01/15/2025	303935	2025 ANNUAL FEE	\$25.00	22.1261.000.1083	3430	
			7	01/15/2025	303935	LC METER REFILL	\$200.00	22.1261.000.1083	3430	
		<b>PITNEY BOWES - Total</b>						<b>\$225.00</b>		
		QUANTUM HEALTH PROFESSIONALS, INC.	7	01/10/2025	V906299	PIERRE, G OT	\$93.75	22.1213.011.1755	3130.01	
		<b>QUANTUM HEALTH PROFESSIONALS, INC. - Total</b>						<b>\$93.75</b>		
		REPUBLIC HEALTH RESOURCES, LLC	7	01/09/2025	103403	POWERS, G SLP	\$11,555.78	22.1215.031.1760	3130.01	
			7	01/09/2025	103403	THUMSER, L PT	\$300.00	22.1213.013.1750	3210.01	
			7	01/09/2025	103403	THUMSER, L PTA	\$4,202.83	22.1213.013.1750	3130.01	
			7	01/09/2025	103403	VEZINA, L PT	\$6,775.73	22.1213.013.1750	3130.01	
			7	01/09/2025	103403	WELLS, J SSW	\$5,733.00	22.1216.041.1770	3130.01	
			7	01/15/2025	103425	POWERS, G SLP	\$941.85	22.1215.031.1760	3130.01	
			7	01/15/2025	103425	THUMSER, L PTA	\$1,382.01	22.1213.013.1750	3130.01	
		<b>REPUBLIC HEALTH RESOURCES, LLC - Total</b>						<b>\$30,891.20</b>		
		ROBERT GORDON	7	01/10/2025	V906292	13 MEDICAID SCRIPS	\$65.00	22.1226.000.1055	3190.01	
			7	01/10/2025	V906292	6 MEDICAID SCRIPS	\$30.00	22.1226.000.1055	3190.01	
			7	01/10/2025	V906292	9 MEDICAID SCRIPS	\$45.00	22.1226.000.1055	3190.01	
		<b>ROBERT GORDON - Total</b>						<b>\$140.00</b>		
		RUDYARD AREA SCHOOL	7	01/10/2025	V906300	50% -24-25 FOOD SVC A	\$3,500.00	22.1299.000.1735	8220.15	
		<b>RUDYARD AREA SCHOOL - Total</b>						<b>\$3,500.00</b>		
		SAULT AREA SCHOOLS	7	01/10/2025	V906301	FY25 SE FT RFF 1	\$35,907.34	22.1411.000.3600	8510.16	
			7	01/10/2025	V906301	FY25 SE PS RFF 1	\$9,917.79	22.1411.000.3610	8510.16	
		<b>SAULT AREA SCHOOLS - Total</b>						<b>\$45,825.13</b>		
		SEHI-PROCOMP COMPUTER PRDTS	7	01/23/2025	V906342	ZRG-00001, MICROSOFT SURF	\$4,354.00	22.1216.041.1770	5110.01	
		<b>SEHI-PROCOMP COMPUTER PRDTS - Total</b>						<b>\$4,354.00</b>		
		SUNBELT STAFFING	7	01/10/2025	V906304	DEIMEL D SLP	\$3,016.25	22.1215.031.1760	3130.01	
			7	01/10/2025	V906304	DEIMEL, D SLP	\$3,087.50	22.1215.031.1760	3130.01	
			7	01/10/2025	V906304	DEJONG, J SLP	\$950.00	22.1215.031.1760	3130.01	
			7	01/10/2025	V906304	SEYMOUR, M SLP	\$7,125.00	22.1215.031.1760	3130.01	
			7	01/10/2025	V906304	WILL, D SLP	\$2,280.00	22.1215.031.1760	3130.01	
			7	01/23/2025	V906344	DEIMEL, D SLP	\$4,346.25	22.1215.031.1760	3130.01	
			7	01/23/2025	V906344	DEJONG, J SLP	\$950.00	22.1215.031.1760	3130.01	
7	01/23/2025		V906344	SEYMOUR, M SLP	\$4,987.50	22.1215.031.1760	3130.01			
7	01/23/2025		V906344	WILL, D SLP	\$1,520.00	22.1215.031.1760	3130.01			
7	01/30/2025		V906358	DEIMEL, D SLP	\$2,873.75	22.1215.031.1760	3130.01			
7	01/30/2025		V906358	DEJONG, J SLP	\$475.00	22.1215.031.1760	3130.01			
7	01/30/2025		V906358	SEYMOUR, M SLP	\$3,610.00	22.1215.031.1760	3130.01			
7	01/30/2025		V906358	WILL, D SLP	\$1,520.00	22.1215.031.1760	3130.01			

# EASTERN UPPER PENINSULA ISD

## Check Register - January 2025

Fund Charged	Fund Title	Vendor Name	Period	Check Date	Check Number	Transaction Description	Transaction Amount	Budget Unit	Account Code	
22	SPECIAL EDUCATION FUND	<b>SUNBELT STAFFING - Total</b>						<b>\$36,741.25</b>		
		SUPERIORLAND ELECTRONICS, INC	7	01/15/2025	103426	ANN FIRE ALARM MONITO	\$430.00	22.1261.000.1083	3190.01	
			7	01/15/2025	103426	CAREHAWK UPDATES	\$800.00	22.1261.000.1083	3190.01	
		<b>SUPERIORLAND ELECTRONICS, INC - Total</b>						<b>\$1,230.00</b>		
		THE STEPPING STONES GROUP LLC	7	01/10/2025	V906305	WARDER, J SLP	\$5,310.00	22.1215.031.1760	3130.01	
		<b>THE STEPPING STONES GROUP LLC - Total</b>						<b>\$5,310.00</b>		
		WESTERN GOVERNORS UNIVERSITY	7	01/09/2025	103406	SPECIAL EDUCATION TEACHER	\$4,025.00	22.1259.000.1090	2310	
		<b>WESTERN GOVERNORS UNIVERSITY - Total</b>						<b>\$4,025.00</b>		
<b>22 - Total</b>							<b>\$721,092.40</b>			
23	EUP CONNECT COLLABORATIVE	JASON KRONEMEYER LLC	7	01/15/2025	103417	CONSULT	\$2,000.00	23.1281.000.1850	3150.02	
		<b>JASON KRONEMEYER LLC - Total</b>						<b>\$2,000.00</b>		
		MSU EXTENSION BUSINESS OFFICE	7	01/16/2025	V906319	COMMUNICATIONS-MRKT	\$9,375.00	23.1281.000.1850	3510.25	
		<b>MSU EXTENSION BUSINESS OFFICE - Total</b>						<b>\$9,375.00</b>		
<b>23 - Total</b>							<b>\$11,375.00</b>			
26	CTE FUND	BMO FINANCIAL GROUP	7	01/27/2025	600537	PCARD-JONES P	\$234.57	26.1226.000.1112	3220.01	
			7	01/27/2025	600537	PCARD-RUTLEDGE T	\$25.61	26.1221.000.2100	3220.01	
			7	01/27/2025	600537	PCARD-RUTLEDGE T	\$125.16	26.1221.000.2100	5910.01	
		<b>BMO FINANCIAL GROUP - Total</b>						<b>\$385.34</b>		
		COUNTY OF CHIPPEWA	7	01/10/2025	V906290	2023 TAX CHARGEBACKS	\$302.46	26.1259.000.1090	7910.04	
			7	01/16/2025	V906313	2023 TAX CHARGEBACKS	\$50.19	26.1259.000.1090	7910.04	
			7	01/23/2025	V906331	TAX CHARGEBACKS - 21	\$56.77	26.1259.000.1090	7910.04	
			7	01/23/2025	V906331	TAX CHARGEBACKS - 22	\$58.31	26.1259.000.1090	7910.04	
			7	01/23/2025	V906331	TAX CHARGEBACKS - 23	\$61.23	26.1259.000.1090	7910.04	
			7	01/30/2025	V906348	TAX CHARGEBACKS - 21	\$7.32	26.1259.000.1090	7910.04	
			7	01/30/2025	V906348	TAX CHARGEBACKS - 22	\$7.65	26.1259.000.1090	7910.04	
			7	01/30/2025	V906348	TAX CHARGEBACKS - 23	\$8.00	26.1259.000.1090	7910.04	
		<b>COUNTY OF CHIPPEWA - Total</b>						<b>\$551.93</b>		
		LUCE COUNTY TREASURER	7	01/22/2025	103438	TAX CHARGEBACKS	\$30.00	26.1259.000.1090	7910.04	
		<b>LUCE COUNTY TREASURER - Total</b>						<b>\$30.00</b>		
		MARQUETTE-ALGER RESA	7	01/30/2025	V906353	MEALS	\$19.00	26.1221.000.2100	3220.01	
		<b>MARQUETTE-ALGER RESA - Total</b>						<b>\$19.00</b>		
		NATIONAL OFFICE PRODUCTS	7	01/30/2025	V906354	CTE LOGOWEAR	\$107.50	26.1221.000.2100	5910.01	

# EASTERN UPPER PENINSULA ISD

## Check Register - January 2025

Fund Charged	Fund Title	Vendor Name	Period	Check Date	Check Number	Transaction Description	Transaction Amount	Budget Unit	Account Code	
26	CTE FUND	<b>NATIONAL OFFICE PRODUCTS - Total</b>						<b>\$107.50</b>		
		SAULT AREA SCHOOLS	7	01/10/2025	V906301	FY25 CTE PERKINS RFF1	\$3,257.50	26.1281.000.3010	8290.16	
			7	01/10/2025	V906301	FY25 CTE PERKINS RFF1	\$5,056.00	26.1227.000.3010	8290.16	
			7	01/10/2025	V906301	FY25 CTE PERKINS RFF1	\$13,707.44	26.1127.000.3010	8290.16	
			7	01/16/2025	V906325	PD & TUITION	\$1,007.96	26.1411.000.2106	8510.16	
			7	01/30/2025	V906356		\$4,540.72	26.1411.000.1122	8510.16	
			7	01/30/2025	V906356		\$112,018.87	26.1411.000.1123	8510.16	
			7	01/30/2025	V906356		\$374,848.63	26.1411.000.1121	8510.16	
<b>SAULT AREA SCHOOLS - Total</b>						<b>\$514,437.12</b>				
<b>26 - Total</b>							<b>\$515,530.89</b>			
27	COOPERATIVE TECH FUND	ASTREA	7	01/15/2025	103412	WAN LCS DEC 2024	\$330.00	27.1284.000.1870	3160.01	
			7	01/15/2025	103412	WAN MIS DEC 2024	\$174.95	27.1284.000.1870	3160.01	
			7	01/15/2025	103412	WAN PPS DEC 2024	\$330.00	27.1284.000.1870	3160.01	
			7	01/29/2025	103442	WAN LCS JAN 2025	\$330.00	27.1284.000.1870	3160.01	
			7	01/29/2025	103442	WAN MIS JAN 2025	\$174.95	27.1284.000.1870	3160.01	
			7	01/29/2025	103442	WAN PPS JAN 2025	\$330.00	27.1284.000.1870	3160.01	
			<b>ASTREA - Total</b>						<b>\$1,669.90</b>	
		AT&T	7	01/29/2025	103443	WAN ASEOD DEC 2024	\$5,776.69	27.1284.000.1870	3160.01	
			7	01/29/2025	103443	WAN ASEOD JAN 2025	\$5,776.69	27.1284.000.1870	3160.01	
		<b>AT&amp;T - Total</b>						<b>\$11,553.38</b>		
		AT&T MOBILITY	7	01/29/2025	103445	DISTRICT BACKUP LINKS	\$450.43	27.1284.000.1870	3160.01	
			7	01/29/2025	103445	TECH PHONES DEC 2024	\$148.44	27.1284.000.1865	3410.02	
			7	01/29/2025	103445	TECH PHONES JAN 2025	\$148.44	27.1284.000.1865	3410.02	
		<b>AT&amp;T MOBILITY - Total</b>						<b>\$747.31</b>		
		BMO FINANCIAL GROUP	7	01/27/2025	600537	PCARD-CARR E	\$28.98	27.1284.000.1917	5990.01	
			7	01/27/2025	600537	PCARD-CARR E	\$147.98	27.1284.000.1890	5990.01	
			7	01/27/2025	600537	PCARD-CARR E	\$250.00	27.1284.000.1870	3160.01	
			7	01/27/2025	600537	PCARD-CARR E	\$1,600.00	27.1284.000.1865	3160.01	
			7	01/27/2025	600537	PCARD-DUTCHER K	\$148.44	27.1284.000.1865	3410.02	
			7	01/27/2025	600537	PCARD-DUTCHER K	\$225.20	27.1284.000.1870	3160.01	
			7	01/27/2025	600537	PCARD-SANDVIK L	\$266.54	27.1261.000.1887	5520	
		<b>BMO FINANCIAL GROUP - Total</b>						<b>\$2,667.14</b>		
		CAMERA CORNER/CONNECTING POINT	7	01/16/2025	V906309	PROFESSIONAL SERVICES	\$3,150.00	27.1259.000.1925	9999.28	
<b>CAMERA CORNER/CONNECTING POINT - Total</b>						<b>\$3,150.00</b>				
CDW GOVERNMENT INC.	7	01/16/2025	V906310	AZURE OVG NOV 2024	\$2,828.17	27.1284.000.1885	4910.03			
	7	01/16/2025	V906310	AZURE OVG OCT 2024	\$2,307.19	27.1284.000.1885	4910.03			

# EASTERN UPPER PENINSULA ISD

## Check Register - January 2025

Fund Charged	Fund Title	Vendor Name	Period	Check Date	Check Number	Transaction Description	Transaction Amount	Budget Unit	Account Code		
27	COOPERATIVE TECH FUND	CDW GOVERNMENT INC.	7	01/30/2025	V906347	MS A3 LICENSES	\$671.40	27.1284.000.1890	3450.01		
			7	01/30/2025	V906347	P3 LIC - PLANNER	\$88.52	27.1284.000.1865	3450.01		
		<b>CDW GOVERNMENT INC. - Total</b>							<b>\$5,895.28</b>		
		CHARTER COMMUNICATIONS HOLDINGS LLC	7	01/29/2025	103446	WAN RAS,OCS,CCS,LC	\$579.92	27.1284.000.1870	3160.01		
		<b>CHARTER COMMUNICATIONS HOLDINGS LLC - Total</b>							<b>\$579.92</b>		
		LYNN AUTO PARTS	7	01/30/2025	V906352	076X104 NEW BATTERY	\$249.99	27.1261.000.1865	4130		
		<b>LYNN AUTO PARTS - Total</b>							<b>\$249.99</b>		
		MARATHON-WEX BANK	7	01/17/2025	303941	DEC FUEL 26.97 GAL	\$67.93	27.1261.000.1865	5710.01		
		<b>MARATHON-WEX BANK - Total</b>							<b>\$67.93</b>		
		MICHIGAN BROADBAND SERVICES	7	01/15/2025	103422	WAN DIS - JAN 2025	\$589.00	27.1284.000.1870	3160.01		
		<b>MICHIGAN BROADBAND SERVICES - Total</b>							<b>\$589.00</b>		
		PENINSULA FIBER NETWORK LLC	7	01/16/2025	V906321	WAN BASWTSCCSS - JAN	\$4,305.00	27.1284.000.1870	3160.01		
		<b>PENINSULA FIBER NETWORK LLC - Total</b>							<b>\$4,305.00</b>		
		PRESIDIO NETWORKS SOLUTIONS GROUP,	7	01/16/2025	V906323	246032 - ADD 3YR ACCIDENT	\$225.00	27.1259.000.1925	9999.35		
			7	01/16/2025	V906323	246032 - UPGRADE TO 3YR M	\$210.00	27.1259.000.1925	9999.35		
			7	01/16/2025	V906323	246120 - CHROME MANAGEMEN	\$156.50	27.1284.000.1865	3450.01		
			7	01/16/2025	V906323	246230 - DELL LATITUDE 35	\$1,090.00	27.1259.000.1925	9999.37		
			7	01/16/2025	V906323	246280 - DELL LATITUDE 35	\$568.00	27.1259.000.1925	9999.38		
			7	01/16/2025	V906323	246320 - DELL CHROMEBOOK	\$1,007.50	27.1259.000.1925	9999.35		
			7	01/16/2025	V906323	3550-3YRAP-246032 ADD 3 Y	\$150.00	27.1259.000.1925	9999.37		
			7	01/16/2025	V906323	3550-3YRAP-246032 ADD 3YR	\$74.50	27.1259.000.1925	9999.38		
			7	01/16/2025	V906323	3550-3YRMAIL-246032 UPGRA	\$65.00	27.1259.000.1925	9999.38		
			7	01/16/2025	V906323	3550-3YRMAIL-246032 UPGRA	\$130.00	27.1259.000.1925	9999.37		
		<b>PRESIDIO NETWORKS SOLUTIONS GROUP, - Total</b>							<b>\$3,676.50</b>		
		RUDY SHERLUND INC.	7	01/22/2025	103441	SNOWPLOWING DEC 2024	\$400.00	27.1261.000.1887	3160.01		
		<b>RUDY SHERLUND INC. - Total</b>							<b>\$400.00</b>		
		WEX BANK/SUNOCO SUNTRAK	7	01/17/2025	303942	DEC FUEL 149.743 GAL	\$377.98	27.1261.000.1865	5710.01		
<b>WEX BANK/SUNOCO SUNTRAK - Total</b>							<b>\$377.98</b>				
<b>27 - Total</b>							<b>\$35,929.33</b>				
28	BUSINESS SVC CONSORT FUND	BMO FINANCIAL GROUP	7	01/27/2025	600537	PCARD-ANDERSON K	\$200.00	28.1252.000.1252	3220.01		
			7	01/27/2025	600537	PCARD-MAYER D	\$250.00	28.1252.000.1252	7410.01		
			7	01/27/2025	600537	PCARD-SANDVIK L	\$670.00	28.1252.000.1252	3220.01		

# EASTERN UPPER PENINSULA ISD

## Check Register - January 2025

Fund Charged	Fund Title	Vendor Name	Period	Check Date	Check Number	Transaction Description	Transaction Amount	Budget Unit	Account Code		
28	BUSINESS SVC CONSORT FUND	BMO FINANCIAL GROUP	7	01/27/2025	600537	PCARD-SCHROEDER M	\$200.00	28.1252.000.1252	3220.01		
		<b>BMO FINANCIAL GROUP - Total</b>						<b>\$1,320.00</b>			
<b>28 - Total</b>							<b>\$1,320.00</b>				
71	SE TRANSPORTATION FUND	BAY STREET ORTHOPAEDICS, PLLC	7	01/15/2025	103414	DRIVER DOT PHYSIAL	\$150.00	71.1271.000.4070	7910.01		
		<b>BAY STREET ORTHOPAEDICS, PLLC - Total</b>						<b>\$150.00</b>			
		BMO FINANCIAL GROUP	7	01/27/2025	600537	PCARD-BYMA R	\$29.39	71.1271.000.4050	7910.01		
			7	01/27/2025	600537	PCARD-DAHL G	\$14.09	71.1271.000.4091	7910.01		
			7	01/27/2025	600537	PCARD-DAHL G	\$14.10	71.1271.000.4020	7910.01		
			7	01/27/2025	600537	PCARD-DAHL G	\$14.10	71.1271.000.4050	7910.01		
			7	01/27/2025	600537	PCARD-DAHL G	\$14.10	71.1271.000.4060	7910.01		
			7	01/27/2025	600537	PCARD-DAHL G	\$14.10	71.1271.000.4070	7910.01		
			7	01/27/2025	600537	PCARD-DAHL G	\$14.10	71.1271.000.4090	7910.01		
			7	01/27/2025	600537	PCARD-DAHL G	\$14.10	71.1271.000.4095	7910.01		
			7	01/27/2025	600537	PCARD-MYERS J	\$26.83	71.1271.000.4050	3410.02		
		<b>BMO FINANCIAL GROUP - Total</b>						<b>\$154.91</b>			
		BP	7	01/17/2025	303940	DEC FUEL 453.830 GAL	\$1,240.99	71.1271.000.4070	5710.01		
			7	01/17/2025	303940	DEC FUEL 97.283 GAL	\$250.52	71.1271.000.4073	5710.01		
		<b>BP - Total</b>							<b>\$1,491.51</b>		
		DEAN MANAGEMENT SERVICES, INC	7	01/09/2025	103394	MGMT SERVICES - DEC	\$1,529.58	71.1271.000.4095	3150.01		
			7	01/09/2025	103394	MGMT SERVICES - DEC	\$1,529.59	71.1271.000.4020	3150.01		
			7	01/09/2025	103394	MGMT SERVICES - DEC	\$1,529.59	71.1271.000.4050	3150.01		
			7	01/09/2025	103394	MGMT SERVICES - DEC	\$1,529.59	71.1271.000.4060	3150.01		
			7	01/09/2025	103394	MGMT SERVICES - DEC	\$1,529.59	71.1271.000.4070	3150.01		
			7	01/09/2025	103394	MGMT SERVICES - DEC	\$1,529.59	71.1271.000.4073	3150.01		
7	01/09/2025		103394	MGMT SERVICES - DEC	\$1,529.59	71.1271.000.4091	3150.01				
7	01/09/2025		103394	MGMT SERVICES - DEC	\$1,529.59	71.1271.000.4094	3150.01				
7	01/22/2025		103432	MGMT SERVICES - JAN	\$1,529.58	71.1271.000.4095	3150.01				
7	01/22/2025		103432	MGMT SERVICES - JAN	\$1,529.59	71.1271.000.4020	3150.01				
7	01/22/2025		103432	MGMT SERVICES - JAN	\$1,529.59	71.1271.000.4050	3150.01				
7	01/22/2025		103432	MGMT SERVICES - JAN	\$1,529.59	71.1271.000.4060	3150.01				
7	01/22/2025		103432	MGMT SERVICES - JAN	\$1,529.59	71.1271.000.4070	3150.01				
7	01/22/2025	103432	MGMT SERVICES - JAN	\$1,529.59	71.1271.000.4073	3150.01					

# EASTERN UPPER PENINSULA ISD

## Check Register - January 2025

Fund Charged	Fund Title	Vendor Name	Period	Check Date	Check Number	Transaction Description	Transaction Amount	Budget Unit	Account Code	
71	SE TRANSPORTATION FUND	DEAN MANAGEMENT SERVICES, INC	7	01/22/2025	103432	MGMT SERVICES - JAN	\$1,529.59	71.1271.000.4091	3150.01	
			7	01/22/2025	103432	MGMT SERVICES - JAN	\$1,529.59	71.1271.000.4094	3150.01	
		<b>DEAN MANAGEMENT SERVICES, INC - Total</b>						<b>\$24,473.42</b>		
		GREAT LAKES TRUCK SVC & TOWING LLC	7	01/10/2025	V906293	BUS#2015 LABOR	\$400.00	71.1271.000.4070	4130	
			7	01/10/2025	V906293	BUS#2015 REPAIRS	\$181.26	71.1271.000.4070	5730	
			7	01/16/2025	V906316	BUS #2015 LABOR	\$600.00	71.1271.000.4070	4130	
			7	01/16/2025	V906316	BUS #2015 REPAIRS	\$1,397.44	71.1271.000.4070	5730	
			7	01/16/2025	V906316	BUS #21 LABOR	\$450.00	71.1271.000.4070	4130	
			7	01/16/2025	V906316	BUS #21 REPAIRS	\$491.98	71.1271.000.4070	5730	
			7	01/16/2025	V906316	BUS #5 LABOR	\$400.00	71.1271.000.4094	4130	
			7	01/16/2025	V906316	BUS #5 REPAIRS	\$139.19	71.1271.000.4094	5730	
			7	01/30/2025	V906349	BUS #2015 LABOR	\$440.00	71.1271.000.4070	4130	
			7	01/30/2025	V906349	BUS #2015 LIFT & PK B	\$300.00	71.1271.000.4070	4130	
			7	01/30/2025	V906349	BUS #2015 REPAIRS	\$145.20	71.1271.000.4070	5730	
			7	01/30/2025	V906349	BUS #5 LABOR	\$180.00	71.1271.000.4094	4130	
			7	01/30/2025	V906349	BUS #5 REPAIRS	\$32.57	71.1271.000.4094	5730	
			<b>GREAT LAKES TRUCK SVC &amp; TOWING LLC - Total</b>						<b>\$5,157.64</b>	
		KEN GRAHAM TRUCKING, INC	7	01/15/2025	103419	BUS #19-5 LABOR	\$900.00	71.1271.000.4050	4130	
			7	01/15/2025	103419	BUS #19-5 REPAIRS	\$269.81	71.1271.000.4050	5730	
		<b>KEN GRAHAM TRUCKING, INC - Total</b>						<b>\$1,169.81</b>		
		LYNN AUTO PARTS	7	01/10/2025	V906296	BRIMLEY BUS OIL	\$29.07	71.1271.000.4050	5710.01	
		<b>LYNN AUTO PARTS - Total</b>						<b>\$29.07</b>		
		MARATHON-WEX BANK	7	01/17/2025	303941	DEC FUEL 11.75 GAL	\$29.75	71.1271.000.4095	5710.01	
		<b>MARATHON-WEX BANK - Total</b>						<b>\$29.75</b>		
		MARKS TIRE INC	7	01/16/2025	V906317	BRIMLEY BUS # 19-5 TI	\$1,921.96	71.1271.000.4050	5720	
			7	01/16/2025	V906317	RUDYARD BUS #42 TIRES	\$868.78	71.1271.000.4060	5720	
		<b>MARKS TIRE INC - Total</b>						<b>\$2,790.74</b>		
		O'CONNOR'S CHRYSLER DODGE JEEP, INC	7	01/09/2025	103401	ENGDN VAN LABOR-CK EN	\$588.50	71.1271.000.4091	4130	
			7	01/09/2025	103401	ENGDN VAN REPAIR-CK E	\$331.00	71.1271.000.4091	5730	
		<b>O'CONNOR'S CHRYSLER DODGE JEEP, INC - Total</b>						<b>\$919.50</b>		
		RUDYARD AUTO SALES	7	01/09/2025	103404	RAS BUS#18 WINTER BLA	\$21.19	71.1271.000.4060	5730	
			7	01/09/2025	103404	RAS BUS#30 WINTER BLA	\$21.19	71.1271.000.4060	5730	
<b>RUDYARD AUTO SALES - Total</b>						<b>\$42.38</b>				
SOO SUPERIOR OIL & LUBE, INC.	7	01/16/2025	V906327	PS 076X106 OIL CHANGE	\$80.89	71.1271.000.4095	5710.01			
	7	01/16/2025	V906327	PS 125X833 OIL CHANGE	\$90.89	71.1271.000.4095	5710.01			
<b>SOO SUPERIOR OIL &amp; LUBE, INC. - Total</b>						<b>\$171.78</b>				

# EASTERN UPPER PENINSULA ISD

## Check Register - January 2025

Fund Charged	Fund Title	Vendor Name	Period	Check Date	Check Number	Transaction Description	Transaction Amount	Budget Unit	Account Code			
71	SE TRANSPORTATION FUND	TRI-COUNTY MOTORS	7	01/09/2025	103405	129X762 LABOR	\$9.95	71.1271.000.4045	4130			
			7	01/09/2025	103405	129X762 OIL	\$64.15	71.1271.000.4045	5710.01			
			7	01/09/2025	103405	129X762 TIRES	\$667.20	71.1271.000.4045	5720			
		<b>TRI-COUNTY MOTORS - Total</b>							<b>\$741.30</b>			
		WEX BANK/SUNOCO SUNTRAK	7	01/17/2025	303942	DEC FUEL 170.041 GAL	\$546.84	71.1271.000.4060	5710.01			
			7	01/17/2025	303942	DEC FUEL 177.865 GAL	\$457.33	71.1271.000.4091	5710.01			
			7	01/17/2025	303942	DEC FUEL 237.74 GAL	\$619.17	71.1271.000.4095	5710.01			
			7	01/17/2025	303942	DEC FUEL 34.987 GAL	\$91.37	71.1271.000.4073	5710.01			
			7	01/17/2025	303942	DEC FUEL 366.058 GAL	\$961.53	71.1271.000.4050	5710.01			
			7	01/17/2025	303942	DEC FUEL 379.587 GAL	\$1,220.73	71.1271.000.4020	5710.01			
			7	01/17/2025	303942	DEC FUEL 48.986 GAL	\$127.88	71.1271.000.4045	5710.01			
			7	01/17/2025	303942	DEC FUEL 56.111 GAL	\$180.45	71.1271.000.4070	5710.01			
			7	01/17/2025	303942	DEC FUEL 612.089 GAL	\$1,598.71	71.1271.000.4094	5710.01			
		<b>WEX BANK/SUNOCO SUNTRAK - Total</b>							<b>\$5,804.01</b>			
		ZAREMBA EQUIPMENT INC	7	01/09/2025	103408	BRIMLEY BUS #19-5	\$193.41	71.1271.000.4050	5730			
		<b>ZAREMBA EQUIPMENT INC - Total</b>							<b>\$193.41</b>			
		<b>71 - Total</b>							<b>\$43,319.23</b>			
		81	TRAVEL FUND	BMO FINANCIAL GROUP	7	01/27/2025	600537	PCARD-ARMSTRONG T	\$44.60	81.1261.000.0000	4130	
					<b>BMO FINANCIAL GROUP - Total</b>							<b>\$44.60</b>
				LYNN AUTO PARTS	7	01/10/2025	V906296	105X690 WIPERS	\$31.98	81.1261.000.0000	5730	
					7	01/10/2025	V906296	114X005 WIPERS	\$22.98	81.1261.000.0000	5730	
				<b>LYNN AUTO PARTS - Total</b>							<b>\$54.96</b>	
				MARATHON-WEX BANK	7	01/17/2025	303941	DEC FUEL 238.164 GAL	\$602.47	81.1261.000.0000	5710.01	
<b>MARATHON-WEX BANK - Total</b>							<b>\$602.47</b>					
MIKE'S GARAGE	7			01/09/2025	103399	105X691 OIL CHANGE	\$73.00	81.1261.000.0000	5710.01			
<b>MIKE'S GARAGE - Total</b>							<b>\$73.00</b>					
SOO SUPERIOR OIL & LUBE, INC.	7			01/30/2025	V906357	097X876 OIL CHANGE	\$80.89	81.1261.000.0000	5710.01			
<b>SOO SUPERIOR OIL &amp; LUBE, INC. - Total</b>							<b>\$80.89</b>					
U P TIRE AND SUPPLY	7			01/10/2025	V906306	105X689 TIRE LABOR	\$86.00	81.1261.000.0000	4130			
	7			01/10/2025	V906306	105X689 TIRES	\$422.44	81.1261.000.0000	5720			
<b>U P TIRE AND SUPPLY - Total</b>							<b>\$508.44</b>					
WEX BANK/SUNOCO SUNTRAK	7			01/17/2025	303942	DEC FUEL 245.378 GAL	\$648.58	81.1261.000.0000	5710.01			
<b>WEX BANK/SUNOCO SUNTRAK - Total</b>							<b>\$648.58</b>					
<b>81 - Total</b>							<b>\$2,012.94</b>					
<b>Overall - Total</b>							<b>\$2,291,023.87</b>					



EASTERN UPPER PENINSULA  
INTERMEDIATE SCHOOL DISTRICT

## **SUPERINTENDENT’S REPORT** *February 2025*

### **Legislative Update**

The rollercoaster continues.....

- HB 6058 Employee Healthcare—Lifts the hard cap by 7% in 2025 and the greater of 3% or the rate of inflation in future years. This bill was not sent to the Governor by the new Speaker of the House. We are still waiting to see the outcome of this bill.
- Federal Executive Orders  
Our state and federal associations provide a great deal of information as these executive orders continue to roll out.
  - [Ending Radical Indoctrination in K-12 Schools](#)
  - [Expanding Educational Freedom and Opportunity for Families](#)
- The Governor’s Executive Recommendation for the 2026 budget is expected to be released Wednesday, February 5<sup>th</sup>.

### **Policy Review**

- We’ll review some policy manual sections at each board meeting. For February, we’ll review sections 4500-4600. Please review them before the meeting if you have time.

### **Superintendent Evaluation**

We’ll discuss the self-assessment at the February board meeting. The final evaluation must be completed by the March board meeting.

### **EUP Promise Zone**

Our first introductory meeting was held Wednesday, January 29. Representatives from the Michigan College Access Network (MCAN) attended and provided resources and recommendations for moving forward in the development of the Promise Zone.

### **Advocacy:**

- |                                     |                               |
|-------------------------------------|-------------------------------|
| • EUP Administrators                | UP Superintendents/UPCED      |
| • Set Seg Property & Casualty Board | City of Sault Ste. Marie LDFA |
| • MAISA                             | Headwaters North (SmartZone)  |
| • Rotary of Sault Ste. Marie, MI    |                               |



EASTERN UPPER PENINSULA  
INTERMEDIATE SCHOOL DISTRICT

Director of Special Education Report  
February 2025

---

**Department Highlights**

**A Perspective on School Psychology -**

As School Psychologists within the Eastern Upper Peninsula Intermediate School District (ISD), we hold several responsibilities aimed at ensuring and guiding student success. Our primary role involves identifying and evaluating students who face academic, social, and/or behavioral challenges. This process often includes a variety of data collection methods, such as parent interviews, CA-60 file reviews, teacher interviews, collaboration with school teams, student interviews, classroom observations, achievement testing, cognitive assessments, and evaluations of adaptive functioning.

Beyond the traditional responsibilities of a School Psychologist, we contribute to additional efforts that support student success. This includes participating in student team meetings to discuss the effectiveness of interventions, refining strategies to meet individual needs, and collaborating with teams that may include Applied Behavior Analysts who are also School Psychologists.

One critical support service we provide is through Emergency Student Assistance Team (ESAT) meetings. These meetings are convened when a student presents as an imminent threat to themselves or others. Following an ESAT meeting, a Supervision Plan is developed, and the team meets regularly to review and revise the plan as necessary. For cases requiring more in-depth analysis, a Risk Assessment is conducted to gather additional information and provide actionable recommendations to the team and external stakeholders.

Our team is also engaged in various initiatives that contribute to broader student success. For example, we conduct concussion baseline testing, which helps ensure student-athletes can safely return to participation following a concussion. Additionally, we are active members of regional teams that analyze data and develop strategies to implement Multi-Tiered Systems of Support (MTSS) at both district and regional levels.

Looking ahead, we are focused on expanding our team and providing unique internship experiences. These opportunities are designed to help interns explore their passions within the field and make meaningful contributions to student success.



EASTERN UPPER PENINSULA  
INTERMEDIATE SCHOOL DISTRICT

Director of Special Education Report  
February 2025

**Prevent 2 Protect**

This past month we started collaboration with a new partner, Michigan State University’s Prevent 2 Protect program.

According to their website, “Prevent 2 Protect is a unique program that draws upon the expertise of mental health providers, law enforcement and educators, to provide a research-to-practice hub located in [MSU’s Department of Psychiatry](#). Psychiatrists, law enforcement experts, resident physicians, allied health professionals, educators, and targeted violence prevention experts support community-based intensive support teams, provide consultation, training, technical assistance, and conduct research to inform school violence prevention policies and practices in Michigan and nationally.”

We are not one of the research hub partners in this project, but we are able to utilize their consultative services at any time based on our needs. We are working on scheduling time with their team to review our Emergency Student Assistance Team and Risk Assessment Process. Our process is strong already and has years of data now to support its success in harm reduction in school aged youth within the EUPISD region. That being said, we can always refine and enhance our process.

In addition to the systems level work we will be partnering on, we plan to consult with the Protect 2 Prevent Team regarding our most challenging ESAT and Risk Assessment cases. This service is available to our team at no cost.

<b>24-25</b>	<b>Screens</b>	<b>ESATS</b>	<b>Supervision Plans w/o ESAT</b>	<b>Risk Assessments</b>
<b>September</b>	7	5	1	3
<b>October</b>	15	7	3	4
<b>November</b>	10	5	4	2



EASTERN UPPER PENINSULA  
INTERMEDIATE SCHOOL DISTRICT

Director of Special Education Report  
February 2025

<b>December</b>	2	2	0	0
<b>January</b>	5	4	0	1

**Currently posted positions**

- Occupational Therapist
- School-based Mental Health Provider
- School Psychologist
- School Psychology Intern (for Fall '25)
- Special Education Teacher
- Special Education Teacher Apprentice
- Speech & Language Pathologist
- Teacher Consultant for the Visually Impaired
- Board Certified Behavior Analyst

We continue to hire and contract face to face professionals and virtual positions as necessary in many specialized areas throughout the region. Recruiting is on-going and we are pleased to have several face-to-face contractors who have agreed to extend into the 25-26 school year already!

**Growing the Field**

- We are anticipating a clinical fellowship student for Speech Language Pathology in Fall '25. The student has requested a placement in St. Ignace.
- We are actively interviewing for School Psychology Intern positions for Fall '25. We have made one offer so far that was accepted and hope to have at least 2 interns on the team by the start of the school year.

**Action Items**

None

**Communications**

Project Search Newsletters

- [September](#)



EASTERN UPPER PENINSULA  
INTERMEDIATE SCHOOL DISTRICT


Director of Special Education Report  
February 2025

- 
- [October](#)
  - [December](#)
  - [January](#)

[2024-25 Special Education Department Professional Learning Overview](#)  
[Special Education Newsletter - December 2024](#)

# EUPISD LEARNING CENTER

2025  
FEBRUARY



## WORK BASED LEARNING

Chris took a moment to put a smile on Ms. Barb's face while stocking at the Salvation Army.



## LIFE SPAN

Trevor had fun participating in the food and nutrition lesson during Life Span.



## IMAGINATIVE PLAY

Marcellus was putting on a great puppet show for other students in preschool.

## TAKING CARE OF THE WILDLIFE

Students in Mr. Joe and Ms. Cari's class made new bird feeders out of peanut butter and toilet paper rolls this past month. We enjoy seeing the many different bird species that visit our bird feeders, as well as the turkeys, squirrels, and even a fox who have recently visited the school. Students are learning more about which bird species stay year-round and which ones migrate south for the winter. We appreciate the opportunity for our students to connect with nature and continue their learning outside the classroom.

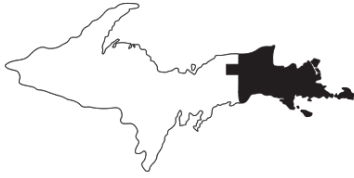
# SNOWY ADVENTURES

Our sledding hill has grown this winter with all the snowfall we've received. Students and staff have been taking advantage of the awesome sleds donated to our school last year, getting outside during recess to enjoy the rides. While the winter months can feel long, we enjoy finding fun ways to get outside and make the most of them!



# STUDENTS OF THE MONTH

This great group of students are our January Students of the Month! Riley, Shawn, Cameron, Jazzlyn, Jude, Nate, Katie and Anders demonstrated our PBIS principles of being safe, responsible, and respectful this past month. Classrooms choose the student who demonstrated growth or consistency in these areas. Well done everyone!



### Help Me Grow/Build Up Initiative

The EUPISD has been chosen for the statewide Help Me Grow/Build Up Initiative. This initiative focuses on enhancing developmental screening and care coordination for children aged birth-5 and supporting early and effective identification for preschool special education services. We will benefit from the following:

- **Care Coordination Services:** Comprehensive support for families, addressing developmental concerns and general parenting inquiries.
- **Developmental Screening Tools:** Access to the free, online Ages and Stages Questionnaire (ASQ) with follow-up and referral processes.
- **Central Intake System:** Use of the Build Up online intake form, powered by MiEarlyChildhood.org, for streamlined coordination.
- **Marketing Assistance:** Resources for targeted outreach and integration with the statewide HMG MI network.

**Help Me Grow Michigan**

CONNECTS FAMILIES WITH EARLY CHILDHOOD RESOURCES

Children thrive when families find the right resources at the right time.

What is the Help Me Grow Model?

<p><b>Centralized Access</b></p> <p>A Centralized Access Point assists families and professionals in connecting children to the local resources that help them thrive.</p>	<p><b>FAMILY AND COMMUNITY OUTREACH</b></p> <p>Family and Community Outreach builds an understanding of healthy child development, supportive services available in the community, and how they improve children's lives.</p>	<p><b>CHILD HEALTH PROVIDER OUTREACH</b></p> <p>Child Health Care Provider Outreach supports early detection and intervention efforts and connects families and professionals to the grid of resources.</p>	<p><b>DATA COLLECTION AND ANALYSIS</b></p> <p>To make sure the resource grid is working effectively, Data Collection and Analysis support evaluation, help identify gaps, bolster advocacy efforts, and guide quality improvement.</p>
--	---	---	--

How does Help Me Grow work?

Visit [www.miearlychildhood.org](http://www.miearlychildhood.org) to learn about early childhood resources available in the EUP.

A family resource coordinator will work directly with families to identify community resources to meet their needs.

Families can monitor their child's development using FREE online developmental screening tools.

A family resource coordinator connects with families to review results of the developmental screening and to follow up with community connections.

**A network of community resources works like a power grid**

When the grid is not interconnected, it can become difficult for families who need the support of a seamless system to access multiple resources.

When the grid functions well, families can plug in to an organized flow of resources and easily access the ones they need.

Help Me Grow works to ensure a reliable flow of community resources that families can access.

### Early Learning Scholarship – Family Impact

The incredible community support from businesses and individuals allowed us to award over \$30,000 in scholarship funds this school year. Below are a few family testimonials highlighting the impact the scholarship has on children's educational journeys and showcases how the funds alleviate financial burdens for families.

*"Working in the field of Early Childhood, I know the positive impact a high-quality early childhood education can have on a child. When my oldest was 3.5 years old we began looking into preschool programs for him to attend. Very quickly the excitement of exploring some of these amazing preschools turned into stress, doubt, and worry. I realized my family is just above the income qualifying level for any type of financial support, yet we don't quite make enough where the cost of childcare for two children isn't a financial burden on our family. My husband and I had to have some tough conversations that ranged from tightening our already strained budget, to what it would look like for one of us to leave our jobs (which we both love!) to stay home with our children. That perspective changed as soon we were notified that we would be receiving the Early Learning Scholarship and a portion of my son's preschool tuition would be covered! The*

*Early Learning Scholarship has made it possible for my son to attend preschool. Because of this scholarship, a huge financial weight has been lifted off my family and as a result, has impacted my family's overall well-being. Without the worry of how we are going to pay for my son to go to preschool, we are able to be more present with our children, more relaxed, and overall happier knowing that our son is learning, socializing, and thriving everyday going to school. My family and I will forever be grateful to the Becky Davis Early Learning Scholarship for making this possible!" ~Anonymous, 2024-2025 Scholarship Recipient*

*"We want to thank you for supporting our family as a recipient of the Becky Davis Early Learning Scholarship. Our family views education as a cornerstone of developing future adults who can contribute to the community in meaningful ways. Many of our children have attended school at Superior Start and have benefitted from its excellent teachers; for years it has maintained a great environment for our children to learn.*

*Our son has now been going to Superior Start for what will be one year in January! From the time he started until now we have seen tremendous growth in his verbal and language skills, his emotional development, and how he communicates with others and us. Prior to his enrollment at Superior Start our pediatrician had expressed concerns with our son's verbal development, but at his most recent well child has stated that he is back on track. This could not have been achieved without the hard work and dedication of the teachers at Superior Start. Each day our son is greeted by name; he excited to go into his classroom. When he is having a bad day, the teachers have worked on helping him develop ways to both express this and funnel this into more constructive behaviors. When our son comes home from school, he always shares activities he has done that day. When he does something new at home or has exciting news to share, the first people he wants to share his news with are always his teachers.*

*This scholarship allows our son to continue attending the same school as his siblings before him and experience the same level of care, compassion, and educational growth that they were given. Raising children is definitely not a cost saving endeavor these days and this scholarship allows us to make sure that all of our children have their needs met. Having a space that we can rely on not only gives us as parents a piece of mind but also allows us to give back to the community in our own professions. This scholarship has also given our son early learning opportunities; each day we receive updates about our son's school day. This includes things he has learned but also how he navigated working with his peers. It has been a wonderful tool to help us as parents better understand his developmental needs and provide more resources for all our children's learning needs." ~ Anonymous, 2024-2025 Scholarship Recipient*

*"I would just like to state how grateful my family is to have received this award. My grandson has had a rough start to his young life. Losing his dad was hard, but he was in a school that was harsh and caused a lot of harm to his mental health and I didn't realize it. Finally, my therapist recommended that I look for a different school. I found Little Lambs and his behavior changed almost immediately! He started talking and hasn't stopped! He talks about his feelings, and we work things out. I know other school options in the area would be more affordable, but my grandson's mental and emotional health was what was important to me and my husband. We were willing to make sacrifices to allow him to continue going to this school, but fortunately one of my coworkers told me about this scholarship. This scholarship has truly blessed our family, and we can allow my grandson to continue to go to a school that has met all of his needs. He has learned to write both his first and last name. He was the loudest little singer in his Christmas program. His teachers report that he is always helpful and helps to ensure that other children continue to make good choices. He has been able to continue his education because of the help of the Becky Davis Early Learning Scholarship and our family is extremely grateful." ~Anonymous, 2024-2025 Scholarship Recipient*

*"My family and I are so grateful to have received the Becky Davis Early Learning Scholarship. It does so much more than pay for a portion of child care, but allows us to chip away at our never ending bills and to keep our child at a high-quality early learning center. If you are a parent in need of more affordable child care, consider applying for the Becky Davis Early Learning Scholarship." ~Anonymous, 2024-2025 Scholarship Recipient*

*"The Early Learning Scholarship has been a blessing to our family this year. It was a difficult decision financially and emotionally for us to put her into full time care when she had never been to a daycare or preschool before. We noticed a*

big improvement in her social skills from the first few days of attending Little Lambs. Her confidence around kids her age has only grown since the start. We love that she is able to learn and grow through play. Over the past few months, she has learned how to write her name and is now able to recognize almost all the letters in the alphabet. We often hear her happily singing songs like "the days of the week" that she learned at school. Every morning, she asks if she is going to school because she really enjoys it. We are so grateful that the Becky Davis Scholarship could be used at Little Lambs. Because of this scholarship we have not had to stress financially every month. Our family is so grateful for the education our daughter has been able to receive so far. We hope this scholarship will continue to bless others in our community. "

~Anonymous, 2024-2025 Scholarship Recipient

**February Family Engagement Event**



**EUPISD GREAT START  
FAMILY COALITION**

**BENEFITS OF SENSORY EXPERIENCES**



**EVENING ACTIVITIES:**

- SNACK FOODS BAR
- EDUCATION: SENSORY EXPERIENCES AND BENEFITS
- KIDS ACTIVITY: ROMPER ROOM

TUESDAY, FEB 18TH 4:30-6 PM  
SAULT EARLY LEARNING CENTER  
(MALCOLM HIGH BUILDING/SOO TOWNSHIP)  
5788 S MI-29 SAULT STE. MARIE, MI 49783

**FREE EVENT! PLEASE REGISTER!**

LINK: [HTTPS://TINYURL.COM/GSFCSENSORYEUP](https://tinyurl.com/GSFCSENSORYEUP)

OR

PHONE: KAYLYNN 906-632-3373



**GREAT START FAMILY COALITION PURPOSE**

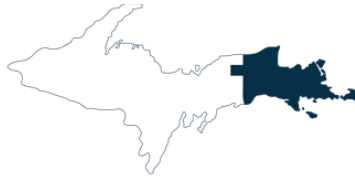
DRIVEN BY FAMILY VOICE!  
GSC FAMILY COALITION MISSION WORKS TO RAISE COMMUNITY AWARENESS ABOUT THE IMPORTANCE OF EARLY CHILDHOOD IN ADDITION TO PROVIDING PARENTS VOICE, IT'S INFORMATIONAL, PROVIDES SOCIAL CONNECTIONS, AND COMMUNITY RESOURCES TO FAMILIES.

**Staffing Update**

**Needs**

- Family Engagement Specialist
- Sub Lead and Assistant Caregivers (all sites)

Jessica Savoie, Director of Early Childhood  
[jessicas@eupschools.org](mailto:jessicas@eupschools.org)  
(906) 259-8038



# EASTERN UPPER PENINSULA INTERMEDIATE SCHOOL DISTRICT

General Education Department  
Report to the EUPISD Board of Education  
February 2025

## Gen Ed Updates and Information for 2024-2025

- Important Links
- News and Updates
- Professional Learning Opportunities
- Student Events & Opportunities



## Staff Spotlight

Brooke Beacom is the Reading Recovery® teacher leader and literacy instructional consultant and coach. She has worked at the EUPISD as a member of the Department of General Education since 2011.

Brooke works with administrators and teachers to deepen their understanding and to improve instructional practices around literacy to support the success of all students. In addition, she also helps schools, administrators, and teachers with students who may need additional support in literacy skills. They work together to identify strengths of the students and provide the best possible learning opportunities in reading and writing.



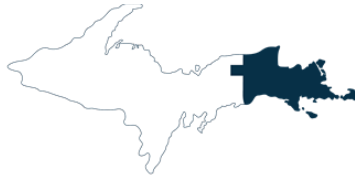
## 2025 EUP Fine Arts Day



Members of the EUPISD Visual Performing and Applied Arts Curriculum Review Team having been busy and are VERY excited to host the first annual EUP Fine Arts Day on March 11 on the campus of LSSU. EUP high schools have been invited to nominate students to participate in one of two strands.

**HONORS BAND** - There will be a regional high school honors band concert open to families and the community that evening. Cindy Swan-Eagan will be the conductor for the day, although all band directors that send students will be involved in the event.

**VISUAL ARTS** - There will be make-and-take art workshops during the day. The artworks created will be displayed for the community to view before the concert. Participating school art teachers will teach/co-teach the workshops.



EASTERN UPPER PENINSULA  
INTERMEDIATE SCHOOL DISTRICT

General Education Department  
Report to the EUPISD Board of Education  
February 2025

**AGENDA ITEMS**

Brooke Beacom has requested permission to attend LitCon: National K-8 Literacy & Reading Recovery Conference.

You might remember that Kevin St Onge, along with two EUP teachers, were invited to present at the National Science Teachers' Association Conference after their presentation at the Michigan conference last spring. He is requesting permission to attend. The MiSTEM Network has indicated they will provide funds to cover these costs.

February is National CTE Month. Career and Technical Education programs in the EUP, offers students opportunities to earn college credit, industry certifications, and licenses in high-wage, high-skill, and in- demand fields. CTE also provides students with the opportunity for work-based learning experiences. When students see the direct connection between their education and potential careers, they are often more engaged and motivated. Work-based learning allows them to see how what they are learning will be applied, which fosters a greater sense of purpose and commitment to their education. The EUP currently operates 26 CTE programs for students across the region.

Many of the EUP CTE programs integrate community service into their curriculum

Students pictured below are from Sault Area Career Center Geometry and Construction program, working with a local non-profit agency to use their new laser engraver to make signage for a new mountain bike trail system.



Students from Les Cheneaux Geometry and Construction used their knowledge of rise over run to reference building codes, and terrain change to build a ramp for a community member.



# EUP MiSTEM Region Newsletter

February 2025

## News and Resources from the EUP MiSTEM Region at the EUP Intermediate School District

As region 14 of the MiSTEM Network, the EUP MiSTEM Region is working with regional and statewide partners to empower education while making solid connections to business, industry, and careers.



Check out the REMC22 Lend Library for classroom resources!

## New: MiSTEM Collaboratives Website

Click [here](#) to see the new MiSTEM Collaboratives Website for Computer Science, Math and Science/Engineering!



## Grant Opportunities

2025 Conservation Grants Program - Proposals due on March 12, 2025



---

# Student Opportunities

---

## YoopCon 2025



We invite you and your students to Hack Like a Yooper on March 10, 2025 at the Northern Center on the campus of Northern Michigan University in Marquette, MI. We look forward to seeing you in March! If you have any questions about YooperCon or other cybersecurity opportunities for you and your students, please email [upcyber@nmu.edu](mailto:upcyber@nmu.edu).

- [YoopCon Teacher Registration](#)
- [YoopCon Teacher Information Packet](#)
- [YoopCon Volunteer signup](#)

- 
- Virtual Summer Program - Girls Who Code
    - [Flyer](#)
    - [Student Application](#)
    - Need more info? [Join a webinar](#) or email at [summer@girlswhocode.com](mailto:summer@girlswhocode.com)



- EUP Sophomore Health Careers Day - December 10, 2024 - MyMichigan Sault hosted 320 EUP students for Healthcare Career Day!

- [Pi Day at LSSU](#) - March 12, 2025 at LSSU

- [FIRST Robotics](#)
  - [District event](#) at LSSU - 3/20/2025

- Construction Career Day for Juniors and Seniors at the Little Bear in St. Ignace - May 7, 2025
  - [Flyer](#)
  - Note: Schools will need to register groups of students. This will be communicated through EUP Principal meetings

- EUP Trig Star - April 30, 2025 at the EUPISD
  - [EUP Trig Star Flyer and Registration](#)

---

## Professional Learning

---

### **Geometry in Construction (GiC) and Algebra in Manufacturing (AMPED)**

GiC and AMPED workshops will be hosted at Rockford Public Schools this summer, June 9-12. See Flyers below!

- [Geometry in Construction Flyer](#)
- [Algebra in Manufacturing Flyer](#)

---

### **Science Teacher Leader Corps**

School District Professional Learning Days: Teacher Leader Corps meetings will be split into morning and afternoon sessions. Teacher Leaders have identified the need to focus on a community of practice in which they can share through the observation of instruction. The mornings at the host school districts will consist of structured peer observation of classroom instruction followed by reflection, discussion and professional learning. The goal is to increase instructional capacity and our ability to support high quality instruction. Afternoon sessions will offer the opportunity for participants to:



- Gain an understanding of the role of the Teacher Leader Corps and how it can benefit you and your school
- Serve as a TLC representative for your district
- Plan regional TLC initiatives and develop resources to bring back to your district.

Register for Science Teacher Leader Corps [HERE](#)

---

### **TeacherCon 2025 - Computer Science Workshop Opportunities!**

TeacherCon 2025 will take place in Bay City July 28-August 1 this summer! All information and applications links can be found on the [Mi-Coding webpage](#).

### **Registration & Application Process**

All participants are required to fill out an application as part of the registration process. If you have any questions about the application process, please contact the program manager, Larry Wyn, at [wynlar@gvsu.edu](mailto:wynlar@gvsu.edu).



- **Registration/Application Link:** There are two application links depending on which workshop you are attending.
- **Scholarships:** The CSforMichigan Collaborative has provided a pool of scholarships to be made available to Michigan educators. Scholarships will automatically be considered when educators apply the workshop. No additional scholarship application is needed.

### Application Dates

- January 23, 2025- Applications are open for Summer 2025 workshops
- January 30, 2025 - Accepted applicants will be notified on a rolling basis
- July 11, 2025 - Application deadline for Summer 2025 workshops

### Workshop Costs

As part of the registration process, all participants must fill out an application and be approved to attend TeacherCon. Full Scholarships will be provided to many Michigan teachers provided by the CSforMichigan Collaborative. Cost should not be a prohibiting factor, please contact the program manager, Larry Wyn, at [wynlar@gvsu.edu](mailto:wynlar@gvsu.edu) if you have any concerns about the cost. Workshop cost range from \$1,500 - \$3,000 depending on the workshop.

## TeacherCon Information and Application Links

### High-Quality 6-12 Instruction: Applying Essential Practices

This collaborative opportunity is for secondary educators and instructional leaders in ALL AREAS to learn about and apply the [Essential Instructional Practices for Disciplinary Literacy in the Secondary Classroom: Grades 6-12.](#)



Participants/districts can mix and match from the following formats:

- Quarterly face-to-face sessions at the ISD (9/30, 11/13, 2/11, 4/8)
- Monthly virtual check-ins (4th Tuesday, 3:45-4:45 starting in October)
- In-district/routine support (PLC, DPPD, coaching, etc.).

All participants are encouraged to attend the September 30 kick-off in person, if possible. Two supported learning sessions will also be offered at our regional Fall Conference.

[Check out this flyer](#), contact Lindsay Brindley ([brindley@eupschools.org](mailto:brindley@eupschools.org)) for details, and [register in Wisdomwhere](#) today!

---

## Michigan Green Schools

The Michigan Green Schools Program supports and celebrates the achievements of PreK-12 schools in protecting the state's air, land, water, and ecosystems through their commitments to environmental education and stewardship actions. Applications are open until 3/9/2025.



[Michigan Green Schools Webpage](#)

[Michigan Green Schools September Newsletter](#)

---

## Michigan Agriculture in the Classroom

Did you know that Michigan is the nation's second largest producer of apples? There are more than 17.6 million apple trees covering 38,000 acres on 850 family run farms in Michigan. Growers pride themselves on a rich heritage of producing an array of Michigan apple varieties.



Here are some [Lessons and resources!](#)

---

## STEM Teaching Tools

The [STEM Teaching Tools](#) are resources that have been developed through a project called [ACESSE](#) through the Council of State Science Supervisors. EUP teacher Billie Ennes was part of the team from Michigan, along with MiSTEM Executive Director Megan Schrauben who contributed to the development of the [newest STEM Teaching Tool](#) aimed at helping STEM education leaders move with community towards culturally affirming and sustaining practices! Thank you to Billie for representing Michigan and the EUP!

---



# MiSTEM Network

---

## Seeds for STEM

---

---

Connecting with Business and Industry Partners

Chippewa County EDC

Luce County EDC

Sault Ste. Marie EDC

Mackinac County Economic Alliance

Chippewa County Community Foundation

Lake Superior State University

Bay Mills Community College

Eastern Upper Peninsula Intermediate School District

Upper Peninsula Michigan Works!

---

### **Career Connections**

We are working with a number of partner organizations regionally and statewide to provide connections between employers, students, job seekers, and economic development organizations. If you are from any of those sectors and are interested in discussing career awareness,

internships, apprenticeships, work-based learning, and training/education please reach out to us! Here are a few of our partner resources that you may find helpful.



[UP Michigan Works!](#)



[Tomorrow's Talent Series](#)



[Michigan Department of Labor and Economic Opportunity](#)



Contact the EUP MiSTEM Region

Email: [eupstem@eupschools.org](mailto:eupstem@eupschools.org)

[EUP MiSTEM Region Website](#)

[EUP MiSTEM Region Facebook Page](#)

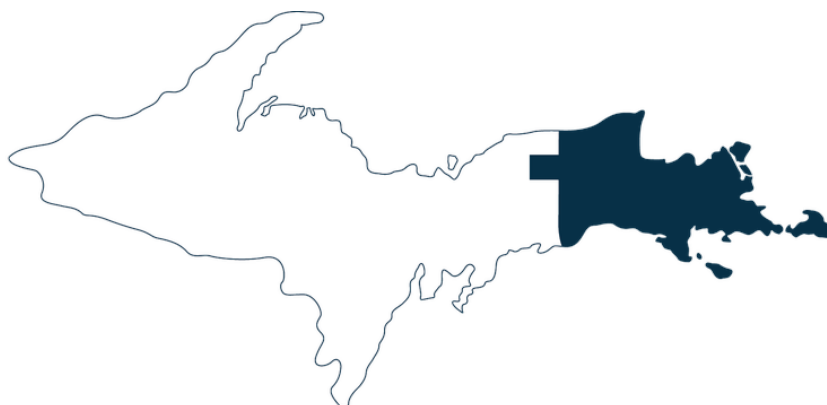


## VISION

Michigan is home to a generation of innovators who create more inclusive and prosperous businesses and communities.

## MISSION

Be the catalyst for equitable access and engagement in authentic STEM experiences in every community in Michigan.



# EASTERN UPPER PENINSULA INTERMEDIATE SCHOOL DISTRICT

### In the Background...

EUP students at LSSU for the Science and Engineering Fair in December 2024!



**Kevin St. Onge**

Kevin is using Smore to create beautiful newsletters



CRESCENDO

DETECT

FIRST  
ROBOTICS  
COMPETITION

**FINANCE/HUMAN RESOURCES REPORT TO THE  
EASTERN UPPER PENINSULA INTERMEDIATE SCHOOL DISTRICT  
BOARD OF EDUCATION  
Dena Mayer, Director of Finance and Human Resources  
February 2025**

---

**BUSINESS/FINANCE**

**Financials.** Our financials are as expected for this time of the year. You will notice the state sources in the General Fund are over budget – this has to do with the timing/carryover projections of grants, which we are reviewing and will adjust next month.

**2025-26 Budgets.** The executive budget was released this week (first version of the state budget). While it is projecting an small increase to the per pupil foundation (as well as section 81 for ISD's), there appears to be a lot of shifting/eliminating of categorical categories. These are the details that are often not well publicized or well understood. One of the biggest impacts I am seeing is a potential increase to retirement rates (even though part of the rate is being permanently reduced by 5.75% next year (as passed this year), they are projecting increases to other parts of the full retirement rate, which will lead to increased overall costs. We will continue to monitor the versions of the budget as it moves through the process. As prepare the budgets for the ISD next month, we will need to make budget assumptions, knowing we will need to make changes next year through the amendment processes.

**Banking.** As projected, we continue to see interest rates on investments decline as the Federal Reserve has reduced interest rates. With the most recent “hold” of interest rates by the Federal Reserve, I anticipate seeing a slowing down of the interest rate reduction. The higher that average interest rates (upper 4% to mid-5%) over the past few years have definitely helped our bottom line across our funds, I do anticipate the rates to land somewhere in the 3% neighborhood, which is still a great rate overall. However, there is a lot of uncertainty and many unknowns, so we will monitor, as always, and make sure we are fiscally responsible.

**HUMAN RESOURCES**



**Leave of Absence** – We have two requests for unpaid leave of absences and I recommend we approve these as follows:

- **Shelli Plumm**, Instructional Aide – Up to one-year, ending January 31, 2026
- **Taylor Wollan**, School Based Mental Health Provider, Level III – 4 weeks, April 7, 2025 through May 2, 2025



**Student Intern Rates** – with the increase to minimum wage on February 21, 2025, we are requesting a wage adjustment to student workers, effective February 21, 2025 as follows:

- \$13.00 per hour – High School, Year 1
- \$14.00 per hour – High School, Year 2
- \$15.00 per hour – College/University



**Job Description.**

**Early Childhood Engagement Specialist.** We are requesting approval for an update to this job description. We have increased the days to “up to 220” to allow for increased days when we receive “one-time” funding, which seems to happen often. We have made several requests over the last couple of years for 10-18 extra days and have received another round of “one-time” funding along with an increase, so are requesting to adjust the job description.

## Updates:

- The following retirements have been received:
  - **Rosa Zitnik** – Special Education Bus Driver
- The following resignations have occurred since the last meeting:
  - **Kaylynn Cairns** – Early Childhood Engagement Specialist
  - **Tom Sanders** – Special Education Bus Aide
- The following new hires have occurred since the last meeting:
  - **Ashton Calder** – Accountant
  - **Marlee DePeel** – Virtual Therapy Aide
  - **Taylor Rooyakkers** – Board Certified Behavior Analyst
  - **Amy Edwards** – Board Certified Behavior Analyst
  - **Jessica Otey** – Psychology Intern (Fall 2025)
  - **Michelle Ribant** – Special Projects-Chief Science Officer Coordinator (part-time)
- The following LSSU/Edustaff resignations have been occurred since the last meeting:
  - **Denise Folkersma** – LifeSPAN Nutrition Facilitator
- The following new contracted staff have occurred since the last meeting:
  - None
- Other Updates:
  - **Cora Staley**, Early Childhood Assistant Caregiver, Edustaff, has moved from full time to substitute status.
  - **Earned Sick Time Act (ESTA)**. ESTA goes into effect on February 21, 2025. There are several proposed legislative “fixes” to the current law; however, nothing has been passed at this point. The policy presented this month is under current law and will be updated if/when anything passes. Our two collective bargaining groups are unaffected by ESTA until the expiration of the agreement (both June 30, 2027). We are working on changes to our current policy within the other staff groups. Our current policy for accrued leave time exceeds that required under ESTA; however, there is some slight expansions to “uses” for the leave and some additional recordkeeping that will be needed. I will share more information at the meeting.

## Update on Current Openings:

- Teacher Consultant – Visually Impaired
- Board Certified Behavior Analyst – Multiple Openings
- Occupational Therapist - Multiple Openings
- Certified Occupational Therapist Assistant (COTA) – Multiple Openings
- School Based Mental Health Provider - Multiple Openings
- School Psychology Intern – Multiple Openings
- Speech & Language Pathologist - Multiple Openings
- Special Education Teachers – Multiple Openings
- Special Education Bus Driver – Newberry/Kincheloe Route
- Special Education Bus Aide – Newberry/Kincheloe Route
- LifeSPAN Nutrition Facilitator - Edustaff
- Early Childhood Engagement Specialist



EASTERN UPPER PENINSULA  
INTERMEDIATE SCHOOL DISTRICT

---

January 9, 2024

Dear Parents and Community Members:

I am pleased to present the Annual Education Report (AER), which provides key information on the Eastern Upper Peninsula Intermediate School District and our school's 2023-24 educational progress. The AER addresses the complex reporting information required by federal and state laws. The school's report contains information on student assessment, accountability, and teacher quality. If you have any questions about the AER, please contact me at 906-632-3373 x5110 for assistance. You can review the AER electronically by visiting this [LINK](#) or requesting a copy from the school.

For the 2024-25 school year, schools were identified based on previous years' performance using definitions and labels as required in Every Student Succeeds Act (ESSA). A Targeted Support and Improvement (TSI) school is one that had at least one underperforming student subgroup in 2023-24. An Additional Targeted Support (ATS) school is one that had a student subgroup performing at the same level as the lowest 5% of all schools in the state in 2021-22. A Comprehensive Support and Improvement (CSI) school is one whose performance was in the lowest 5% of all schools in the state, had a graduation rate at or below 67%, or failed to exit ATS status in 2021-22. Some schools are not identified with any of these labels. In these cases, no label is given.

*Our school has not been given one of these labels.*

The EUPISD Learning Center is a provides services to students ranging from age 3-26 years old who have moderate to severe disabilities. The Learning Center is in the geographic center of the 4,000 square mile intermediate school district. One of the challenges faced is the distance some students must travel to come to the Learning Center given the extreme weather in the region. The EUPISD works to keep the bus routes as short as feasible given the great distances.

State law requires that we also report additional information:

- 1) Our school has Special Education Self-Contained Classrooms. Students are assigned to classrooms during the IEP process.
- 2) The EUPISD implemented a Continuous Improvement Plan in 2021-2022. We continue to review current policies and practices to identify areas of improvement needed through the MICIP process.
- 3) Programs run by the EUPISD are specialized programs. There are eight classrooms operating at the Learning Center including:

- Early Childhood Special Education- 3-6 years old
- Level 3 Programs (Low Incident/High Needs Programs) for students who need extensive, ongoing specially designed instruction for academics or behaviors to make progress.

4) All of the students at the Learning Center have an Individualized Education Program. Some students are working toward a diploma based on the Michigan Merit Curriculum and utilizing a Personal Curriculum. Most students are working toward a Certificate of Completion based on the state's Essential Elements and their IEP goals. Some classrooms utilize the Unique Learning System (ULS) curriculum. This curriculum is tiered to appropriately meet the needs of the student.

5) Through staffing, IEPs, and Parent Teacher Conferences the ISD staff remain in continual conversation with parents over the course of the year. We do not have a specific day or night labeled for Parent Teacher Conferences but 100% of our parents have at least one contact meeting during the school year.

Due to the small numbers of students, some of the data presented is not disaggregated. The Annual Education Reports contain the following information:

#### **Student Assessment Data**

- Includes the following three assessments: M-STEP (Michigan Student Test of Educational Progress), MI-Access (Alternate Assessment), and College Board SAT
- Presents assessment information for English language arts and mathematics for grades 3 to 8 and 11, and MI-Access science for grades 4, 7, and 11, compared to state averages for all students as well as subgroups of students.

#### **Educator Qualification Data**

- Identifies the number and percentage of inexperienced teachers, principals, and other school leaders
- Reports teachers who are teaching with emergency or provisional credentials
- Includes teachers who are not teaching in the subject or field for which they are certified

#### **NAEP Data (National Assessment of Educational Progress)**

- Provides state results of the national assessment in mathematics and reading every other year in grades 4 and 8

#### **Civil Rights Data**

- Provides information on school quality, climate and safety

The EUPISD Learning Center provides an exceptional learning environment for many of our region's moderately or severely disabled students. We are proud of the work our talented and dedicated staff do daily to support the needs of these students. We are pleased to see the progress our students are achieving and appreciate the partnership of our local districts in our students' growth.

Sincerely,



Angie McArthur, Ed.D.  
Superintendent

**THRUN LAW FIRM, P.C.**

Thrun Policy Service Update Summary – January 2025

Board Policy Manual

Policy/Form	Revision(s) Made
<b>4000 Series</b>	
<b>4113</b> Michigan Earned Sick Time Act (ESTA)	On July 31, 2024, the Michigan Supreme Court declared the Michigan Paid Medical Leave Act (PMLA) void and ordered the Michigan Earned Sick Time Act (ESTA) into law effective February 21, 2025. The new ESTA policy and form are intended to assist schools with ESTA implementation. To be attached with the form, see the 4113-F Attachment, which is a PDF containing a LEO ESTA brochure and a copy of the ESTA
<b>4113-F</b> Michigan Earned Sick Time Act (ESTA) Form	
<b>4113-F Attachment</b> - LEO ESTA Brochure and ESTA	
<b>4305</b> Intentionally Left Blank	In addition to adopting Policy 4113 and Form 4113-F, your school should replace PMLA Policy 4305 with the enclosed “Intentionally Left Blank” policy to retain the policy numbering structure in your policy manual.

**Policy Update Summary**  
**Thrun Policy Update – January 29, 2025**

Board Policy Manual	
Policy / Form	Revision(s) Made
<b>3000 Series</b>	
<b>Policies 3115-3115H</b>	Policies 3115-3115H have been updated to remove various obligations outlined in the 2024 Title IX regulations that no longer apply and specify that the grievance procedure outlined in Policies 3115-3115H does not apply to allegations of Title IX sexual harassment, which is now addressed by Policy 3118. Note that Policy 3115G is now Intentionally Left Blank.
<b>3115-F-2</b> Sample Notice of Nondiscrimination	This form was removed from the policy service materials. While schools still need nondiscrimination notices, 3115-F-2 met the requirements of the 2024 regulations and contained more information than is now legally required.
<b>3118</b> Title IX Sexual Harassment	Pursuant to the 2020 Title IX regulations, schools must have a separate Title IX sexual harassment policy that includes specific requirements. Policy 3118 will again be a stand-alone Title IX policy. This Policy is substantially similar to the Policy that your District had in place before August 1, 2024 if you were a Thrun Policy Subscriber at that time.
<b>3118-F-1</b> Title IX Sexual Harassment Formal Complaint Form	New Title IX formal complaint form that complies with the 2020 regulations.
<b>4000 Series</b>	
<b>4101</b> Non-Discrimination	Updated to address references to the Title IX policy.
<b>4102</b> Anti-Harassment	
<b>4104</b> Employment Complaint Procedure for Allegations Implicating Civil Rights	
<b>4105A</b> Pregnancy Workplace Accommodations for Employees and Applicants	Removed reference to Policy 3115G.
<b>5000 Series</b>	
<b>5202</b> Unlawful Discrimination Harassment and Retaliation Against Students	Updated to address references to the Title IX policy.
<b>5206</b> Student Discipline	

**Policy Update Summary**  
**Thrun Policy Update – January 29, 2025**

<b>Administrative Guidelines and Forms</b>	
<b>AG / Form</b>	<b>Revision(s) Made</b>
<b>3000 Series</b>	
<b>Forms 3115-F-2 – 3115-F-6</b>	The forms related to the Policies 3115-3115H were edited and re-ordered to reflect that the grievance procedure outlined in Policies 3115-3115H does not apply to allegations of Title IX sexual harassment, which is now addressed by Policy 3118. Note that 3115-F-1 is included within the Policy Manual itself rather than in the AGs and Forms.
<b>Forms 3118-F-2 – 3118-F-11</b>	New forms to reflect that Title IX is now addressed by Policy 3118.
<b>4104-AG Employment Complaint Procedure</b>	Updated to address references to the Title IX policy.
<b>5000 Series</b>	
<b>5206-F-2 Victim-Offender Conference Agreement</b>	Updated to address references to the Title IX policy.

I received pre-approval to attend LitCon as well as the Science Improvement HUB meeting and would like to thank you for your continued support. I have found this conference to be one of the premier conferences that feature the most decorated literacy professionals and researchers. It is a great opportunity to network, extend, and deepen my understanding of literacy theory and practices in all tiers of instruction. This conference & meeting occurs Sunday February 2-5, 2025 in Columbus, Ohio.

The estimated cost breakdown is as follows and will be paid for out of the Reading Recovery budget. I have yet to register for sessions, however in the past I have based my choices on what I have identified as possible areas that will continue to help me support our teachers. Thank you for your consideration.

*Brooke Beacom*

	Estimated Cost
Hotel	584.68
Registration	575.00
Travel	740.00
Meals	161.00
Misc. (bridge/parking)	100.00
APPROX. Total	\$2,160.68

Strands to be featured at LitCon are: Reading Recovery, Children’s Literature, Classroom Literacy K-2 & 3-5, Leadership in Literacy, Literacy Coaching.

More information can be found at [Reading Recovery Council of North America](#) (RRCNA)

Proposal for EUPISD School Board approval for travel out of state  
 Kevin St. Onge, EUP MiSTEM Region Director

**[NSTA in Philadelphia March 26-29, 2025](#)**

Our team will be facilitating the following session:

**PRESENTATION** + MY AGENDA

**No Coaches! No Problem! Teacher Leaders to the Rescue!**

Friday, March 28 · 8:00 AM - 9:00 AM  
 Pennsylvania Convention Center - 110 B

---

**STRAND:** [Leadership](#)

[Show Details](#) ▾

In Michigan's Eastern Upper Peninsula, a teacher leadership model has enabled an effective system of teacher-led elementary science support where teachers learn from and support one another. Learn from two teacher leaders who have helped develop a sustainable professional learning community!

**TAKEAWAYS:**  
 Attendees will learn how a teacher leadership model can benefit schools by ensuring high quality science learning for all elementary students and providing professional development for teachers.

**SPEAKERS:**  
 Kevin St. Onge (MiSTEM Network / EUPISD: No City, No State), Megan Dell (Teacher), Sandra Erwin (Cereal City Science: Battle Creek, MI), Jessica Krueger (Rudyard Area Schools: No City, No State)

[Leadership](#)
[Equity](#)
[General Science](#)
[Grades PreK - 2](#)
[Grades 3 - 5](#)
[Presentation](#)

**Approximate costs for travel will total \$2,444**

Description	Cost per person
Event registration	\$525
Flight	\$800 round trip (CIU to PHL)
Lodging	3 nights= \$939.11
Food	\$60/day x 3 days = \$180
<b>Total per person</b>	<b>\$2,444.11</b>

**EASTERN UPPER PENINSULA ISD  
REQUEST TO ATTEND OVERNIGHT CONFERENCE/WORKSHOP  
REQUEST FORM**

**Name:** Jessica Savoie, Rachel Denis, Kelli Wiinamaki **Conference:** UNC International Inclusion Institute

**Date(s) of Conference:** 5/13/25 – 5/15/25 **Conference Location:** Chapel Hill, North Carolina

**Funding Source:** PAT; Early On **ASN/Account #:** \_\_\_\_\_

**Justification for Travel:**

To support our regional early childhood inclusion efforts. To learn more about the conference and offerings visit: [International Early Childhood Inclusion Institute](http://International Early Childhood Inclusion Institute)

**INSTRUCTIONS FOR COMPLETION**

- A. Submit this completed request form to the supervisor for approval prior to conference/workshop.
- B. After approval, request form is returned to conference/workshop participant.
- C. Immediately after attending conference/workshop, staff member submits completed request form with actual costs to supervisor. Supervisors retain form by department.
- D. **NEW- If out of state**, please submit a copy of the completed form to the Business Office - required to be posted by the MDE.

**ESTIMATED**

Complete PRIOR to Attending

\$ 640/pp; \$1,920 total    Registration  
 \$ 236/pp; \$708            \*Meals-see below  
 \$ 600/pp; \$1,800        Lodging  
 \$ 0                              Mileage  
 \$ 750/pp; \$2,250 total    Misc./airfare  
 \$ 2,226/pp; \$6,678        **TOTAL**

\_\_\_\_\_  
Employee Signature                              Date

**PRE TRAVEL APPROVAL**

Approved    Denied

\_\_\_\_\_  
Supervisor Signature                              Date

**ACTUAL COSTS**

Complete AFTER Attending

\$ \_\_\_\_\_  
 \$ \_\_\_\_\_  
 \$ \_\_\_\_\_  
 \$ \_\_\_\_\_  
 \$ \_\_\_\_\_  
 \$ \_\_\_\_\_

\_\_\_\_\_  
Employee Signature                              Date

**POST TRAVEL APPROVAL**

\_\_\_\_\_  
Supervisor Signature                              Date

For all travel reimbursement, full itemization of expenditures is required.

Attach extra detail or breakdown of funding sources as needed.

Out-of-state travel requires prior Board approval.

Exceptions to the reimbursement rates require advance Superintendent

4 # of Breakfasts @ \$14.00    =    \$ 56/pp; \$168  
4 # of Lunches    @ \$16.00    =    \$ 64/pp; \$192  
4 # of Dinners    @ \$29.00    =    \$ 116/pp; \$348

Break out the partial travel days and where some meals are provided as part of the event.

Staff are expected to exercise reasonable care with expenses and attach detailed receipts for reimbursement.

Total Available for All Meals      \$ 236/pp; \$708

### EUPISD COMMON CALENDAR 2025-2030

	2023-24	2024-25	2025-26	2026-27	2027-28	2028-2029	2029-2030
Labor Day	Sept. 4	Sept. 2	Sept. 1	Sept. 7	Sept. 6	Sept. 4	Sept. 3
First Day of School	Sept. 5	Sept. 3	Sept. 2	Sept. 8	Sept. 7	Sept. 5	Sept. 4
October regional PD	Oct. 9	Oct. 14	Oct. 13	Oct. 12	Oct. 11	Oct. 9	Oct. 8
<i>Indigenous People's Day</i>		<i>Oct. 14</i>	<i>Oct. 13</i>	<i>Oct. 12</i>	<i>Oct. 11</i>	<i>Oct. 9</i>	<i>Oct. 8</i>
Thanksgiving Break	Nov. 23-24	Nov. 28-29	Nov. 27-28	Nov. 26-27	Nov. 25-26	Nov. 23-24	Nov. 22-23
Winter Break	Thurs., Dec. 21 – Mon, Jan. 1 (8 days)	Mon., Dec. 23 – Wed., Jan. 1 (8 days)	Mon., Dec. 22 – Fri., Jan. 2 (8 days)	Wed., Dec. 23 – Fri., Jan. 1 (8 days)	Wed., Dec 22- Fri., Dec. 31 (8 days)	Fri., Dec 22 - Tues., Jan. 2 (8 days)	Mon., Dec. 24 - Wed., Jan. 2 (8 days)
<i>Martin Luther King, Jr. Day</i>		<i>Jan. 20</i>	<i>Jan. 19</i>	<i>Jan. 18</i>	<i>Jan. 17</i>	<i>Jan. 15</i>	<i>Jan. 21</i>
<i>February regional PD</i>	<i>Feb. 19</i>	<i>Feb. 17</i>	<i>Feb. 16</i>	<i>Feb. 15</i>	<i>Feb. 21</i>	<i>Feb. 19</i>	<i>Feb. 18</i>
Spring Break	Mon., March 25 – Fri., March 29	Mon., March 24 – Fri., March 28	Mon., March 30 – Fri, Apr 3	Mon., March 29 – Fri., April 2	Mon., March 27 – Fri., March 31	Mon., March 26 - Fri., March 30	Mon., March 25 - Fri., March 29
Memorial Day	May 27	May 26	May 25	May 31	May 29	May 28	May 27

*MCL 380.1175 If January 1st falls on a Sunday, public schools cannot be open that Monday January 2nd.*

*Easter 4/20      Easter 4/5      Easter 3/28      Easter 4/16      Easter 4/1      Easter 4/21* 68

Eastern Upper Peninsula Intermediate School District

**2025-2026 SCHOOL YEAR CALENDAR**

MONTH	WORK DAYS	NON-WORK DAYS AND DATES	
		# of days	Date(s)
	12 month		
JULY	22	1	4
AUGUST	21	0	
SEPTEMBER	21	1	1
OCTOBER	23	0	
NOVEMBER	18	2	27, 28
DECEMBER	17	6	24, 25, 26, 29, 30, 31
JANUARY	20	2	1, 2
FEBRUARY	20	0	
MARCH	22	0	
APRIL	19	3	1, 2, 3
MAY	20	1	25
JUNE	22	0	
<b>TOTAL</b>	<b>245</b>		

12-month Employees

First Contract Day - 1 July 2025  
 245th Contract Day - 30 June 2026

200, 210, 220, & 230-day Employees

First Contract Day - 1 July 2025  
 200/210/220/230th Contract Day - 30 June 2026

Note:

All employees working fewer than 245 days have schedules individually set for the project needs.

**EASTERN UPPER PENINSULA INTERMEDIATE SCHOOL DISTRICT  
JOB DESCRIPTION**

**Early Childhood Family Engagement Specialist**

**Reports To:** Director of Early Childhood

**Purpose of Position:** The position of Early Childhood Family Engagement Specialist is responsible for developing, implementing and overseeing all family and community engagement initiatives related to early childhood programs and services provided by the EUPISD. The position is designed to improve communication between programs and families; promote parent engagement in their children’s early learning years; and to encourage greater community involvement in early childhood initiatives.

**Period of Employment:** Up to 220 days, October 1 through September 30, may include some evening and/or Saturday hours

**Minimum Qualifications:**

- Bachelor's degree or higher in early childhood education, family studies, child development, human services or related field. Previous experience working with diverse families preferred.
- Adhere to required confidentiality practices
- Proficient in the use of technology such as electronic databases, social media, and software applications
- Strong organizational and time management skills, written, oral, and interpersonal communication skills with colleagues and parents, diligent work habits, and the ability to apply common sense to routine decision making
- Ability to maintain self-control and complete tasks with frequent interruptions
- Ability to work independently and as part of a team in a fast-paced environment
- Must have regular and reliable attendance
- Ability to carry and move heavy objects and lift 50 lbs
- Possess valid driver’s license

**Duties and Responsibilities:**

- Builds and cultivates relationships with outside agencies for the purpose of advocating and coordinating family training and events that meet the needs of families with young children.
- Builds and maintains positive community collaborations and partnerships for the purpose of meeting program requirements and working together to promote the health, wellbeing, and learning of all families of young children, and to maximize resources and avoid duplication of services.
- Collaborates and coordinates with internal personnel for the purpose of implementing early childhood programs and facilitating access to developmental screenings, referrals, and community resources.
- Compiles and reviews data (e.g., family attendance/engagement, retention, event offerings, program outcomes, referrals, participant surveys, etc.) for the purpose of analyzing issues, identifying program needs, ensuring compliance with established policies and procedures, and/or monitoring program components.
- Conducts outreach and coordinates incentives for the purpose of encouraging family participation in early childhood related events.
- Develops and facilitates virtual and in-person family engagement events, trainings, and meetings related to program goals and family interests.
- Identifies resources and outreach strategies to engage hard-to-reach families.

- Provides input and implements a communications plan (including newsletters, reporting, social media, early childhood website, and publications) for the purpose of recruiting families and providing information to stakeholder groups (e.g., community agencies, funders, etc.)
- Maintains a variety of confidential electronic lists and records for the purpose of providing required information and/or documentation.
- Participates in program planning, evaluation efforts, and community needs assessments for the purpose of ensuring family and community engagement is accurately represented as a key component.
- Supports and promotes online community resource & referral hubs
- Participates in the development and implementation of early childhood strategic plans.
- Attends regional, state, and national professional trainings and meetings as needed.
- Remain free of substance abuse and/or illegal drug use at all times
- Other duties as assigned

**Wages & Fringes:**

As established by the EUPISD Board of Education

1/31/25