



Board of Education Meeting Agenda
Tuesday, September 2, 2025 5:00 PM
Board Room

A regular meeting of the Board of Education of Granite School District. The Board may vote to meet in a closed executive session for any of the purposes set forth in Section 52-4-205 of Utah's Open and Public Meetings Act.

1. <u>ADMINISTRATIVE REPORTS</u>	
A. Strategic Plan Update Dr. Joan Bramble and Michael Douglas	3
B. Athletic Participation Dr. Noelle Converse and Aaron Whitehead	10
2. EXECUTIVE SESSION - as needed	
3. <u>GENERAL BOARD MEETING</u>	
A. Pledge of Allegiance	
B. Reverence Granger High	
4. GOOD NEWS MINUTE Board Members	
5. RECOGNITIONS	73
6. GRANITE ELECTED OFFICIAL PARTICIPATION	
7. PATRON PARTICIPATION	
8. <u>CONSENT ITEMS</u>	
A. Minutes	74
B. Purchases	83
C. <u>Personnel</u>	
1. Employee Hires and Separations	88
D. <u>Financial Reports</u>	
1. Purchase Order Summary	101
2. Change Order Summary	117
3. Accounts Payable Pay Vouchers	118
4. Monthly Budget Report	126
9. <u>INFORMATION ITEM</u>	
A. Teacher Merit Award Dr. Patrick Flanagan	132
10. <u>ACTION ITEM</u>	
A. Population Analysis Committee: Potential Solutions Steve Hogan, Director Planning and Boundaries	142
11. <u>FIRST READINGS</u>	172
A. Article V.C.9. Vehicle Use Standards	173
B. VIII.A.18 Student Travel	177
12. SUPERINTENDENT and BOARD REPORTS	
13. ADJOURN	

* * * * *

In compliance with the Americans with Disabilities Act, individuals needing special accommodations (including auxiliary communicative aids and services) during this meeting should notify Stacy Bushell at 385-646-4523 (alternate TDD number 801-298-9484) at least three working days prior to the meeting.

Members of the Board of Education may participate electronically.

Strategic Plan Report

September 2, 2025





GSD Strategic Plan

2025/2026 GOALS

- 1% Proficiency Improvement
- 1% Graduation Rate Improvement

Academics

Strengthening literacy and math proficiency and improving graduation rates.



Social Skills & Dispositions

Embedding the Graduate of Granite characteristics, increasing daily attendance, and cultivating a strong sense of belonging for every student.



Talent Development

Attracting, supporting, and retaining licensed teachers who are committed to professional growth and student outcomes.



Leading & Lagging Indicators

	Academic	Social Skills and Dispositions	Talent Development
November		100% of teachers district-wide will take attendance daily for every class/period	All employee compliance training of 85% or above
		Regular attenders will increase by 10% or higher	95% of all contract positions will be filled at the beginning of each school year
January	Increase graduation rate		80% of schools meet their CIP Talent Development goals
	Increase proficiency in ELA and Math		Contract employee compliance training of 95% or above
	80% of school meet their CIP student outcome goals		
March	Increase ELA and Math Proficiency (using PBL grades as indicator)	Regular attenders will increase by 10% or higher	Retain at least 85% of non-retiring licensed Granite educators
May	Increase the number of enrollments in AP, CE and other early college programs by 2% each year district-wide in grades 9-12.	100% of teachers district-wide will take attendance daily for every class/period	
		100% of teachers district-wide will take attendance daily for every class/period	
July	Increase the number of CTE concentrator and completers by 2% each year district-wide	100% of teachers district-wide will take attendance daily for every class/period	An increase in trend of improvement in PLC Effectiveness Survey
		Increase Sense of Belonging reported by students	Retain at least 85% of non-retiring licensed Granite educators
		70% or higher Sustainability Score in walk-through tool for PBIS	



Additional Student Achievement Leadership Team (SALT) Initiatives

- Boost Schools
- Data Tools for Schools to Support Student Achievement



Boost School Update

**Beehive
Lake Ridge
Arcadia
Plymouth
Magna
Jackling
Valley JH
Matheson JH
Granger HS**

↑
Identification of Boost Schools based on previous three years (22-24) of State School Accountability Data

- Summer Planning for Teachers in Elem.
- Full Time Assistant Principal at Elem.
- Instructional Coach
- Leadership Team Training
- Additional site visits from SLIDs (weekly)



Boost Supports Provided

7

Celebrations:

- ❑ Additional coaching support for grade level teams and teachers
- ❑ Administrative support
- ❑ Early identification of focused needs at each school
- ❑ Collaboration with Departments: Curriculum, Assessment, Coaching, Access and Opportunity, PBIS

Next Steps:

- ❑ Using Sept. 2 for targeted professional learning (behavioral supports, teacher clarity, planning, PLC)
- ❑ Tracking 30 day plans to celebrate small wins and set goals
- ❑ Identifying additional resources/supports

Data Tools for Schools

RISE/UA+						Derived Proficiency Levels														
Granite ID	State ID	Student Name	Grade	Race/Ethnicity	SPED	MLL	ELA 2024	ELA/Reading 2025 ¹	Math 2023	Math 2024	Math 2025	Science 2023	Science 2024	Science 2025	ELA 2023					
N	N		6		N	N	4.6		3.9	3.3	2.8	4.4	3.9	3.8	96					
N	N		6		N	N	4.6		3.4	3.8	4	4	3.7	4.2	81					
N	N		6		N	N	4.6		4.3	4.4	4.4	4.2	4.4	4.6	74					
N	N		5		N	N	4.5		3.9	3.8	4	4	4.1	4.1	90					
N	N		5		N	N	4.5		4	4.5	4.3	4.2	4	4.2	95					
N	N		5		N	N	4.3		3.6	4	4.2	4.5	4.1	4.1	45					
N	N		5		N	N	4.2		3.4	3.5	2.5	3.7	3.7	4	76					
N	N		5		N	N	4.2		3	4	3.9	3.8	4.2	3.9	67					
N	N		5		N	N	4.2		4.1	4.1	4	4.2	4	4.2	91					
N	N		5		N	N	4.1		1.9	3.3	2.7	4.1	3.6	2.8	30					
N	N		5		N	N	4.1		3.3	4	3.6	4.5	4.2	4.5	74					
N	N		5		N	N	4.1		3	3	4	4.4	4	4	89					
N	N		5		N	N	4.1		4	4.2	4	3.7	4.2	4.2	40					
N	N		5		N	N	4.1		4	4.3	4.1	4.3	3.5	4	58					
N	N		8	White	N	N	4		1.7	1.8	1.7	2.5	2.8	2.6	93					
N	N		8		N	N	4		2.3	2.1	1.8	3	1.9	3	81					
N	N		8		N	N	4		2.4	3.8	4	4	4	3.9	51					
N	N		8		N	N	4		3.5	3.9	4	4.3	3.8	3.8	68					
Efficient and MGP							36%	27%	21%	30%	21%	45%	31%	38%	45.0	29.0	26.0	48.0	43.0	38.0

Proficiencies are shown as derived levels to capture decimals and allow for tracking of small changes from year to year

How did my student from last year do?

Overall proficiency changed for this group of students with this science teacher from 31% in 2024 to 38% in 2025

Students

Current Students

Last Year Students

Grade

8

MLL?

N

ELA Lowest 25%?

No Yes

Math Lowest 25%?

No Yes

Science Lowest 25%?

No Yes

SGP Categories

Low	1-34
Moderate	35-65
High	66-99

Data Tools for Schools

RISE/UA+
Derived Proficiency Levels
SGPs

Granite ID	State ID	Student Name	Grade	Reading 25 th	Math 2023	Math 2024	Math 2025	Science 2023	Science 2024	Science 2025	ELA 2023	ELA 2024	Math 2023	Math 2024	Science 2023	Science 2024
			7	1.5				1.9			50		40			
			7	1	1.2	1		1.8	1.5	1.9		43				
			7	2.9	1.8	1.7		4	1.9	2.6	61	62	63	10		1
			7	4.1	4	3.6		4.4	4.3	4.2	99	12	29	28		73
			7	2.7	1.8	1.9		2.7	1.9	1.9	16	70	56	8		9
			7	2.3	1.6			3.2	3.2		57	1	78	11		50
			7	1.9	1.5	1.7		2.1	1.7	1.8	20	11	69	12		8
			7	1.5	1.8			1.9	1.9	1.9	11	73	48	91		49
			7	1.9	3	1.9		1.8	2.3	1.9	30	41	64	92		82
		Asian	N	1.4	1.7	1.2		1.8	2.1	1.7	31	75	23	88		76
		N	N		1.7	1.5			3.4	1.6		36		3		48
		N	N	2.1	1.6			2.3	2.5		27	30	65	8		49
		N	N	1.9	1.3	1.6		2.3	1.9	1.9	14	5	26	3		26
		N	N	1.1	2.5			2.2	1.8	1.7	3	99	20	78		10
		N	N	4.1	4.2			3.2	2.8		25	46	10	26		54
		N	N	4	4.1			1.7	1.7	1.5	97	85	29	48		39
		N	N	2.3	2.2			1.7	1.7	1.7	85	59	23	69		5
		N	N	3.6	4			3.4	3.5	1.8	66	79	69	79		85
Percent and MGP				42%	38%	41%	19%	48%	44%	34%	43.0	43.5	42.0	33.0		42.0

What patterns are there in performance levels across years for my individual students? Which students will need more challenge opportunities?

How did my current group of students perform last year?

Students
Current Students

School

Class

Search

- HN 7TH GRADE MATHEMATICS S1 01
- HN 7TH GRADE MATHEMATICS S2 01
- HN 7TH GRADE MATHEMATICS S1 02
- HN 7TH GRADE MATHEMATICS S2 02

Grade

7 9

Ethnic Groups

All

MLL?

N Y

SPED?

N

ELA Lowest 25%?

No

Science Lowest 25%?

No

Math Lowest 25%?

No

SGP Categories

Low	1-34
Moderate	35-65
High	66-99

The lowest 25% students have not been identified yet for 2026.

Student Participation in Interscholastic Athletics

2024 - 2025 Report

Aaron Whitehead

September 2, 2025



Agenda



1. **HB 420 Requirements**
2. **What this Report Includes**
3. **Example of a School's Report**
4. **Example of a School's Action Plan**
5. **Summary Report**



HB 420 Requirements



HB 420 Requires Schools to Report

- The number and type of interscholastic sports available at the school, categorized by gender.
- The number of students competing in gender-designated interscholastic sports at the school, categorized by gender.
- The amount of spending the school devotes to each gender-designated sport, reported in the total amount and per-student basis.
- Comparison and evaluation of designated practice and game locations.
- School's efforts in Title IX compliance.
- School's action plan to improve Title IX compliance.



Included in this Report



Included in this Report

- Number and type of interscholastic sports available per location, categorized by gender.
- Total enrollment of the school.
- Number of students participating in gender-designated interscholastic sports
- Revenue, transfers, and expenses for each program.
- Amount of spending the school devotes per student per sport.

Included in this Report

Number and type of Interscholastic Sport

Enrollment and Participation Numbers

Revenue, Transfers, and Expenses

School Spending



Included in this Report

- Comparison of practice and game locations.
- Individual schools' self-assessment of their Title IX compliance efforts.
- Title IX action plan for schools with over 10% disparity in male and female athletic participation.

Included in this Report

Facility Comparisons

Self-Assessments

Title IX Action Plans



Example of a School's Report



SKYLINE HIGH SCHOOL

Intramural/Extracurricular Sports Offered	Boys Basketball	Girls Basketball	Baseball	Cheer	Boys Cross Country	Girls Cross Country	Drill Team	Football	Boys Golf	Girls Golf	Boys Lacrosse	Girls Lacrosse	Boys Soccer	Girls Soccer	Softball	Boys Swim	Girls Swim	Boys Tennis	Girls Tennis	Boys Track & Field	Girls Track & Field	Boys Volleyball	Girls Volleyball	Boys Wrestling	Girls Wrestling
2021-2022	Yes	Yes	Yes	Yes	Yes	Yes	No	Yes	Yes	Yes	Yes	Yes	Yes	Yes	Yes	Yes	Yes	Yes	Yes	Yes	Yes	Yes	Yes	Yes	Yes
2022-2023	Yes	Yes	Yes	Yes	Yes	Yes	No	Yes	Yes	Yes	Yes	Yes	Yes	Yes	Yes	Yes	Yes	Yes	Yes	Yes	Yes	Yes	Yes	Yes	Yes
2023-2024	Yes	Yes	COED	Yes	Yes	Yes	No	Yes	Yes	Yes	Yes	Yes	Yes	Yes	Yes	Yes	Yes	Yes	Yes	Yes	Yes	Yes	Yes	Yes	Yes
2024-2025	Yes	Yes	COED	Yes	Yes	Yes	No	Yes	Yes	Yes	Yes	Yes	Yes	Yes	Yes	Yes	Yes	Yes	Yes	Yes	Yes	Yes	Yes	Yes	Yes

Enrollment			Male Enrollment	Female Enrollment	Number of Intramural/Extracurricular Sports Offered to Boys	Number of Intramural/Extracurricular Sports Offered to Girls	Total Number of Students Participating in Single-Sex Intramural/Extracurricular Sports
2021-2022	2155	1665	1150	2021-2022	11	2021-2022	142
2022-2023	2123	1626	1695	2022-2023	11	2022-2023	1630
2023-2024	2127	1625	1672	2023-2024	12	2023-2024	987
2024-2025	2133	1691	1642	2024-2025	12	2024-2025	873

Total Number of Boys Participating in Single-Sex Intramural/Extracurricular Sports	Total Number of Girls Participating in Single-Sex Intramural/Extracurricular Sports
2021-2022	293
2022-2023	539
2023-2024	510
2024-2025	558

Total Number of Boys Participating in Single-Sex Intramural/Extracurricular Sports	Total Number of Girls Participating in Single-Sex Intramural/Extracurricular Sports
2021-2022	293
2022-2023	539
2023-2024	510
2024-2025	558

Boys Basketball	Participants	Revenues	School Contribution	Expenses	Funding the SCHOOL Devoiced per Student
2021-2022	24	\$25,754.11	-\$11,179.91	-\$26,293.53	-\$326.83
2022-2023	40	\$38,826.85	-\$4,673.23	-\$27,247.10	\$116.82
2023-2024	41	\$43,265.50	-\$6,494.58	-\$66,914.55	-\$156.21
2024-2025	28	\$39,918.81	-\$3,325.28	-\$69,582.79	-\$161.70

Girls Basketball	Participants	Revenues	School Contribution	Expenses	Funding the SCHOOL Devoiced per Student
2021-2022	30	\$23,969.81	-\$1,432.81	-\$38,253.97	-\$477.79
2022-2023	29	\$24,684.35	-\$5,199.82	-\$38,725.16	\$179.21
2023-2024	23	\$28,058.85	\$6,687.24	-\$32,874.82	\$275.19
2024-2025	25	\$29,761.91	\$6,511.86	-\$38,771.92	\$241.11

Baseball	Participants	Revenues	School Contribution	Expenses	Funding the SCHOOL Devoiced per Student
2021-2022	40	\$24,280.00	\$28,015.97	-\$23,346.25	\$280.49
2022-2023	25	\$28,125.17	\$4,126.27	-\$12,696.36	\$177.45
2023-2024	26	\$52,652.85	\$7,268.26	-\$51,166.90	\$395.68
2024-2025	27	\$28,062.75	\$6,779.25	-\$55,047.27	\$227.22

Cheer	Participants	Revenues	School Contribution	Expenses	Funding the SCHOOL Devoiced per Student
2021-2022	63	\$98,115.03	\$6,036.00	-\$163,174.83	\$190.85
2022-2023	66	\$14,126.82	\$6,251.46	-\$121,092.15	\$171.28
2023-2024	52	\$87,257.77	\$18,877.89	-\$145,062.98	\$197.78
2024-2025	66	\$120,229.58	\$6,891.23	-\$180,325.16	\$192.89

Boys Cross Country	Participants	Revenues	School Contribution	Expenses	Funding the SCHOOL Devoiced per Student
2021-2022	27	\$14,862.68	\$1,826.60	-\$63,821.66	\$22.31
2022-2023	22	\$19,292.83	\$762.17	-\$21,886.10	\$116.86
2023-2024	23	\$28,817.21	\$1,778.28	-\$21,257.89	\$216.43
2024-2025	25	\$26,126.11	\$1,524.53	-\$26,009.10	\$216.99

Girls Cross Country	Participants	Revenues	School Contribution	Expenses	Funding the SCHOOL Devoiced per Student
2021-2022	17	\$14,862.68	\$1,826.60	-\$63,821.66	\$22.31
2022-2023	16	\$19,292.83	\$762.17	-\$21,886.10	\$116.86
2023-2024	15	\$28,817.21	\$1,778.28	-\$21,257.89	\$216.43
2024-2025	16	\$26,126.11	\$1,524.53	-\$26,009.10	\$216.99

Drill Team	Participants	Revenues	School Contribution	Expenses	Funding the SCHOOL Devoiced per Student
2021-2022	NA	NA	NA	NA	NA
2022-2023	NA	NA	NA	NA	NA
2023-2024	NA	NA	NA	NA	NA
2024-2025	NA	NA	NA	NA	NA

Football	Participants	Revenues	School Contribution	Expenses	Funding the SCHOOL Devoiced per Student
2021-2022	81	\$106,772.13	-\$15,909.98	-\$92,568.70	-\$175.78
2022-2023	81	\$127,526.42	-\$15,861.53	-\$121,382.24	-\$175.19
2023-2024	81	\$126,262.52	-\$1,774.85	-\$91,421.91	-\$118.20
2024-2025	70	\$126,528.11	-\$19,699.62	-\$141,314.91	-\$243.28

Boys Golf	Participants	Revenues	School Contribution	Expenses	Funding the SCHOOL Devoiced per Student
2021-2022	23	\$7,281.54	\$910.68	-\$6,792.25	\$28.60
2022-2023	22	\$18,616.63	\$350.84	-\$18,242.63	\$210.00
2023-2024	25	\$18,262.00	-\$1,629.22	-\$28,711.27	\$78.04
2024-2025	27	\$19,264.00	\$2,262.14	-\$16,376.70	\$67.65

Girls Golf	Participants	Revenues	School Contribution	Expenses	Funding the SCHOOL Devoiced per Student
2021-2022	20	\$15,716.88	\$1,472.00	-\$14,643.37	\$42.17
2022-2023	11	\$15,285.39	\$1,250.60	-\$26,206.38	\$28.69
2023-2024	11	\$28,126.00	\$2,529.22	-\$24,416.92	\$61.66
2024-2025	13	\$22,006.00	\$2,829.60	-\$38,847.90	\$47.67

Boys Lacrosse	Participants	Revenues	School Contribution	Expenses	Funding the SCHOOL Devoiced per Student
2021-2022	29	\$23,232.00	\$2,891.60	-\$28,646.27	\$28.86
2022-2023	62	\$52,227.85	\$4,777.82	-\$41,376.40	\$75.25
2023-2024	62	\$67,146.61	\$4,729.84	-\$95,015.11	\$71.02
2024-2025	63	\$83,847.14	\$4,155.60	-\$75,284.14	\$65.86

Girls Lacrosse	Participants	Revenues	School Contribution	Expenses	Funding the SCHOOL Devoiced per Student
2021-2022	12	\$13,286.64	\$4,308.64	-\$19,267.75	\$191.19
2022-2023	20	\$17,375.00	\$4,768.22	-\$23,718.82	\$125.19
2023-2024	15	\$22,325.41	\$4,752.82	-\$21,832.19	\$129.64
2024-2025	14	\$18,227.84	\$4,812.00	-\$19,607.15	\$91.20

Boys Soccer	Participants	Revenues	School Contribution	Expenses	Funding the SCHOOL Devoiced per Student
2021-2022	62	\$10,730.42	\$3,206.60	-\$29,869.92	\$48.32
2022-2023	57	\$15,227.58	\$4,620.60	-\$49,263.98	\$46.10
2023-2024	56	\$25,211.25	\$5,198.22	-\$38,024.17	\$82.51
2024-2025	60	\$17,817.83	\$5,106.86	-\$41,214.27	\$62.11

Girls Soccer	Participants	Revenues	School Contribution	Expenses	Funding the SCHOOL Devoiced per Student
2021-2022	71	\$21,291.84	\$2,622.60	-\$27,568.70	\$79.42
2022-2023	59	\$28,176.16	\$5,529.81	-\$54,015.65	\$68.12
2023-2024	66	\$52,226.17	\$5,285.18	-\$56,806.25	\$91.72
2024-2025	55	\$33,211.00	\$6,162.00	-\$52,777.22	\$118.91

Softball	Participants	Revenues	School Contribution	Expenses	Funding the SCHOOL Devoiced per Student
2021-2022	24	\$18,160.00	\$6,921.00	-\$23,296.32	\$280.29
2022-2023	25	\$18,277.58	\$5,213.28	-\$25,617.50	\$280.53
2023-2024	22	\$21,216.00	\$2,877.33	-\$25,716.25	\$315.78
2024-2025	28	\$24,214.00	\$6,799.73	-\$28,762.74	\$223.21

Boys Swim	Participants	Revenues	School Contribution	Expenses	Funding the SCHOOL Devoiced per Student
2021-2022	62	\$13,826.00	\$25,446.00	-\$17,754.21	\$28.27
2022-2023	62	\$15,256.00	\$28,716.00	-\$17,332.21	\$28.28
2023-2024	41	\$13,896.00	\$5,837.66	-\$22,626.75	\$61.41
2024-2025	41	\$15,166.00	\$2,813.27	-\$22,662.90	\$27.67

Girls Swim	Participants	Revenues	School Contribution	Expenses	Funding the SCHOOL Devoiced per Student
2021-2022	62	\$13,826.00	\$25,446.00	-\$17,754.21	\$28.27
2022-2023	28	\$15,256.00	\$3,882.26	-\$21,282.21	\$28.28
2023-2024	28	\$13,896.00	\$5,837.66	-\$22,626.75	\$61.41
2024-2025	28	\$15,166.00	\$2,813.27	-\$22,662.90	\$27.67

Boys Tennis	Participants	Revenues	School Contribution	Expenses	Funding the SCHOOL Devoiced per Student
2021-2022	21	\$5,911.60	\$1,156.60	-\$7,132.27	\$27.29
2022-2023	27	\$7,285.60	\$765.89	-\$9,474.19	\$68.11
2023-2024	24	\$19,212.00	\$1,419.75	-\$28,915.46	\$23.25
2024-2025	27	\$13,267.99	\$281.59	-\$14,026.11	\$19.21

Girls Tennis	Participants	Revenues	School Contribution	Expenses	Funding the SCHOOL Devoiced per Student
2021-2022	71	\$19,260.00	\$891.88	-\$26,116.29	\$12.20
2022-2023	75	\$22,162.00	\$1,225.81	-\$7,681.95	\$46.70
2023-2024	66	\$18,258.00	\$1,128.60	-\$25,768.62	\$17.28
2024-2025	28	\$28,712.27	\$866.13	-\$28,824.63	\$121.62

Boys Track & Field	Participants	Revenues	School Contribution	Expenses	Funding the SCHOOL Devoiced per Student
2021-2022	191	\$27,156.20	\$13,266.00	-\$25,192.10	\$72.20
2022-2023	96	\$55,687.20	\$5,899.21	-\$58,116.42	\$28.65
2023-2024	76	\$46,272.80	\$4,752.41	-\$48,446.98	\$33.23
2024-2025	72	\$52,214.90	\$4,825.20	-\$52,671.90	\$38.82

Girls Track & Field	Participants	Revenues	School Contribution	Expenses	Funding the SCHOOL Devoiced per Student
2021-2022	68	\$27,656.00	\$13,266.00	-\$25,192.10	\$72.20
2022-2023	66	\$25,687.20	\$5,899.21	-\$28,216.62	\$28.65
2023-2024	72	\$46,272.80	\$4,752.41	-\$48,446.98	\$33.23
2024-2025	59	\$52,214.90	\$4,825.20	-\$52,671.90	\$38.82

Boys Volleyball	Participants	Revenues	School Contribution	Expenses	Funding the SCHOOL Devoiced per Student
2021-2022	NA	NA	NA	NA	NA
2022-2023	NA	NA	NA	NA	NA
2023-2024	14	\$19,800.00	\$1,827.67	-\$34,622.80	\$62.79
2024-2025	27	\$25,267.11	\$1,716.92	-\$22,624.06	\$270.73

Girls Volleyball	Participants	Revenues	School Contribution	Expenses	Funding the SCHOOL Devoiced per Student
2021-2022	65	\$28,718.00	\$2,868.55	-\$28,207.19	\$83.29
2022-2023	20	\$22,			

SKYLINE HIGH SCHOOL

Are competitive facilities for boys and girls teams available to male and female athletes on an equivalent basis?

4	Competitive facilities for boys and girls teams are available to male and female athletes on an equivalent basis.
3	Competitive facilities for boys and girls teams are available to male and female athletes most of the time.
2	Competitive facilities for boys and girls teams are available to male and female athletes some of the time.
1	Competitive facilities for boys and girls teams are rarely available to male and female athletes.
4	Everything is equal, and in most cases, boys and girls share the same facility. Baseball and softball are the only sports that have their own venue.

Are competitive facilities for boys and girls teams of equivalent quality?

4	All competitive facilities for boys and girls teams are of equivalent quality.
3	Most competitive facilities for boys and girls teams are of equivalent quality.
2	Some of the competitive facilities for boys and girls teams are of equivalent quality.
1	Very little, if any, of the competitive facilities for boys and girls teams are of equivalent quality.
4	Everything is equal, and in most cases, boys and girls share the same facility. Baseball and softball are the only sports that have their own venue.

Are practice facilities for boys and girls teams of equivalent quality?

4	Practice facilities for boys and girls teams are of equivalent quality.
3	Practice facilities for boys and girls teams are close to being equivalent in quality.
2	Some of the practice facilities for boys and girls teams are equivalent in quality.
1	Very little, if any, of the practice facilities for boys and girls are equivalent in quality.
4	Everything is equal, and in most cases, boys and girls share the same facility. Baseball and softball are the only sports that have their own venue.

Are practice facilities for boys and girls teams available to male and female athletes on an equivalent basis?

4	All practice facilities for boys and girls teams are available to male and female athletes on an equivalent basis.
3	Practice facilities for boys and girls teams are available to male and female athletes most of the time.
2	Practice facilities for boys and girls teams are available to male and female athletes some of the time.
1	Practice facilities for boys and girls teams are rarely available to male and female athletes on an equivalent basis.
4	Everything is equal and in most cases, boys and girls share the same facility. Baseball and softball are the only sports that have their own venue.

If teams have to share their practice facility with other activities, such as intramural sports or PE classes, does it happen to both boys and girls teams?

4	Both boys' and girls' teams share their practice facility with other activities.
3	Either the boys or the girls teams share their practice facility slightly more than the other.
2	Either the boys or the girls teams share their practice facility more than the other.
1	Either the boys or the girls' teams share their practice facility. The other rarely shares their facility.
4	We bump varsity for sub-varsity, but that's usually it. If it's between boys and girls, we look at it equally.

If any teams have to be "bumped" out of their scheduled facility, does it happen to both boys' and girls' teams?

4	Both boys and girls are "bumped" out of their scheduled facility on an equal basis.
3	Either the boys or the girls teams are "bumped" slightly more than the other.
2	Either the boys or the girls teams are "bumped" more than the other.
1	Just the boys or the girls teams are always "bumped" while the other is never altered.
4	Girls' basketball shared with cheer last year, boys' basketball shared with cheer this year, we are rotating every year, moving forward.

Provide a detailed description of the school's efforts in Title IX compliance for any scores of 3 or less on the above rubrics.

No scores of 3 or less

If there is a discrepancy between male-designated and female-designated sports of 10% or greater, provide an action plan to address the discrepancy.

Yes	16.15% We will continue to highlight our women's sports on social media. We will work with Wasatch and Churchill, working to build excitement for our women's athletics for the incoming freshmen.
-----	--



School Action Plan

If there is a discrepancy between male-designated and female-designated sports of 10% or greater, provide an action plan to address the discrepancy.

Yes

16.15%: We will continue to highlight our women's sports on social media. We will work with Wasatch and Churchill, working to build excitement for our women's athletics for the incoming freshmen.



Example of a School's Action Plan



SKYLINE HIGH SCHOOL

Are competitive facilities for boys and girls teams available to male and female athletes on an equivalent basis?

4	Competitive facilities for boys and girls teams are available to male and female athletes on an equivalent basis.
3	Competitive facilities for boys and girls teams are available to male and female athletes most of the time.
2	Competitive facilities for boys and girls teams are available to male and female athletes some of the time.
1	Competitive facilities for boys and girls teams are rarely available to male and female athletes.
4	Everything is equal, and in most cases, boys and girls share the same facility. Baseball and softball are the only sports that have their own venue.

Are competitive facilities for boys and girls teams of equivalent quality?

4	All competitive facilities for boys and girls teams are of equivalent quality.
3	Most competitive facilities for boys and girls teams are of equivalent quality.
2	Some of the competitive facilities for boys and girls teams are of equivalent quality.
1	Very little, if any, of the competitive facilities for boys and girls teams are of equivalent quality.
4	Everything is equal, and in most cases, boys and girls share the same facility. Baseball and softball are the only sports that have their own venue.

Are practice facilities for boys and girls teams of equivalent quality?

4	Practice facilities for boys and girls teams are of equivalent quality.
3	Practice facilities for boys and girls teams are close to being equivalent in quality.
2	Some of the practice facilities for boys and girls teams are equivalent in quality.
1	Very little, if any, of the practice facilities for boys and girls are equivalent in quality.
4	Everything is equal, and in most cases, boys and girls share the same facility. Baseball and softball are the only sports that have their own venue.

Are practice facilities for boys and girls teams available to male and female athletes on an equivalent basis?

4	All practice facilities for boys and girls teams are available to male and female athletes on an equivalent basis.
3	Practice facilities for boys and girls teams are available to male and female athletes most of the time.
2	Practice facilities for boys and girls teams are available to male and female athletes some of the time.
1	Practice facilities for boys and girls teams are rarely available to male and female athletes on an equivalent basis.
4	Everything is equal and in most cases, boys and girls share the same facility. Baseball and softball are the only sports that have their own venue.

If teams have to share their practice facility with other activities, such as intramural sports or PE classes, does it happen to both boys and girls teams?

4	Both boys' and girls' teams share their practice facility with other activities.
3	Either the boys or the girls teams share their practice facility slightly more than the other.
2	Either the boys or the girls teams share their practice facility more than the other.
1	Either the boys or the girls' teams share their practice facility. The other rarely shares their facility.
4	We bump varsity for sub-varsity, but that's usually it. If it's between boys and girls, we look at it equally.

If any teams have to be "bumped" out of their scheduled facility, does it happen to both boys' and girls' teams?

4	Both boys and girls are "bumped" out of their scheduled facility on an equal basis.
3	Either the boys or the girls teams are "bumped" slightly more than the other.
2	Either the boys or the girls teams are "bumped" more than the other.
1	Just the boys or the girls teams are always "bumped" while the other is never altered.
4	Girls' basketball shared with cheer last year; boys' basketball shared with cheer this year; we are rotating every year, moving forward.

Provide a detailed description of the school's efforts in Title IX compliance for any scores of 3 or less on the above rubrics.

No scores of 3 or less

If there is a discrepancy between male-designated and female-designated sports of 10% or greater, provide an action plan to address the discrepancy.

Yes

16.15%: We will continue to highlight our women's sports on social media. We will work with Wasatch and Churchill, working to build excitement for our women's athletics for the incoming freshmen.



Summary Report



SUMMARY REPORT STUDENT PARTICIPATION IN INTERSCHOLASTIC ATHLETICS 2025

	Enrollment	Free and Reduced %	Male Enrollment	Female Enrollment	Number of Sports Offered to Males	Number of Sports Offered to Females	Total Number of Students Participating in Single-sex Sports	Male Participation in Single-sex Sports	Female Participation in Single-sex Sports	Disparity	School Spending Per Student Per Sport (Ave)	School Spending per Student Per Male Sports (Ave)	School Spending Per Student Per Female Sports (Ave)
High Schools													
Cottonwood HS	1360	34.86%	707	653	12	13	537	308	229	14.71%	\$314.69	\$228.66	\$292.23
Cyprus HS	2564	35.79%	1350	1212	12	12	650	390	260	20%	\$141.69	\$130.49	\$158.48
Granger HS	3819	51.19%	1967	1852	12	12	598	334	238	8.31%	\$212.41	\$183.47	\$377.41
Hunter HS	2756	40.12%	1391	1364	12	12	629	340	289	8.11%	\$342.86	\$316.08	\$371.56
Kearns HS	2189	41.36%	1117	1072	12	12	513	314	199	22.50%	\$224.47	\$121.30	\$87.02
Olympus HS	2108	12.47%	1029	1079	12	13	978	526	452	7.49%	\$63.08	\$16.80	\$139.29
Skyline HS	2133	5.48%	1091	1042	13	12	978	568	410	16.15%	\$68.07	\$36.15	\$112.29
Taylorville HS	2489	35.93%	1272	1042	12	13	685	385	300	12.41%	\$387.39	\$277.74	\$490
Junior High Schools													
Bennion Jr	1014	31.11%	508	506	6	6	283	153	130	8.31%	\$18.05	\$20.79	\$14.83
Bonneville Jr	629	36.85%	314	315	6	6	225	112	113	-0.40%	\$28.80	\$25.39	\$25.81
Churchill Jr	530	5.61%	276	254	6	5	264	137	127	3.79%	\$11	\$19.41	\$1.92
Eisenhower Jr	1030	48.74%	510	520	6	6	201	101	100	0.25%	\$63.60	\$126.57	\$127.84
Evergreen Jr	576	21.16%	286	290	6	6	176	93	83	6.28%	\$17.06	\$18.62	\$15.31
Granite Park Jr	757	88.07%	392	365	6	6	146	65	81	-10.95%	\$46.41	\$55.01	\$38.52
Hunter Jr	634	44.97%	329	305	6	6	167	92	75	10.17%	\$42.46	\$42.12	\$42.88
Jefferson Jr	890	42.99%	473	417	6	6	229	113	116	-1.31%	\$23.44	\$31.19	\$15.88
Kearns Jr	698	61.29%	331	366	5	5	123	69	54	12.81%	\$109.93	\$103.60	\$118.03
Kennedy Jr	768	51.37%	398	370	6	6	155	91	64	17.50%	\$27.72	\$20.80	\$37.56
Matheson Jr	1028	43.80%	532	496	6	6	278	162	116	16.54%	\$14.91	\$14.56	\$15.41
Olympus Jr	804	10.54%	408	396	6	6	194	95	99	-2.04%	\$1.54	\$2.88	\$0.35
Valley Jr	522	54.01%	288	234	6	6	170	104	66	22.35%	\$36.76	\$36.99	\$36.40
Wasatch Jr	818	8.45%	420	397	6	5	269	139	130	3.35%	\$19.85	\$21.65	\$18.69
West Lake Jr	715	58.40%	363	351	6	6	164	97	67	18.29%	\$122.22	\$138.33	\$98.90



Questions

Thank you



COTTONWOOD HIGH SCHOOL

Interscholastic Sports Offered	Boys Basketball	Girls Basketball	Baseball	Cheer	Boys Cross Country	Girls Cross Country	Drill Team	Football	Boys Golf	Girls Golf	Boys Lacrosse	Girls Lacrosse	Boys Soccer	Girls Soccer	Softball	Boys Swim	Girls Swim	Boys Tennis	Girls Tennis	Boys Track & Field	Girls Track & Field	Boys Volleyball	Girls Volleyball	Boys Wrestling	Girls Wrestling
2021 - 2022	Yes	Yes	Yes	COED	Yes	Yes	Yes	Yes	Yes	Yes	NA	NA	Yes	Yes	Yes	Yes	Yes	Yes	Yes	Yes	Yes	NA	Yes	Yes	Yes
2022 - 2023	Yes	Yes	Yes	COED	Yes	Yes	Yes	Yes	Yes	Yes	NA	NA	Yes	Yes	Yes	Yes	Yes	Yes	Yes	Yes	Yes	NA	Yes	Yes	Yes
2023 - 2024	Yes	Yes	Yes	COED	Yes	Yes	Yes	COED	Yes	Yes	NA	NA	Yes	Yes	Yes	Yes	Yes	Yes	Yes	Yes	Yes	Yes	Yes	Yes	Yes
2024 - 2025	Yes	Yes	Yes	Yes	Yes	Yes	Yes	Yes	Yes	Yes	NA	NA	Yes	Yes	Yes	Yes	Yes	Yes	Yes	Yes	Yes	Yes	Yes	Yes	Yes

Enrollment	Male Enrollment	Female Enrollment	
2021 - 2022	1631	899	732
2022 - 2023	1586	855	731
2023 - 2024	1504	797	707
2024 - 2025	1360	707	653

Number of Interscholastic Sports Offered to Boys	
2021 - 2022	11
2022 - 2023	11
2023 - 2024	13
2024 - 2025	12

Number of Interscholastic Sports Offered to Girls	
2021 - 2022	12
2022 - 2023	12
2023 - 2024	14
2024 - 2025	13

Total Number of Students Participating in Single-sex Interscholastic Sports	
2021 - 2022	546
2022 - 2023	618
2023 - 2024	466
2024 - 2025	537

Total Number of Boys Participating in Single-sex Interscholastic Sports	
2021 - 2022	355
2022 - 2023	335
2023 - 2024	241
2024 - 2025	308

Total Number of Girls Participating in Single-Sex Interscholastic Sports	
2021 - 2022	209
2022 - 2023	283
2023 - 2024	225
2024 - 2025	229

Boys Basketball	Participants	Revenues	School Contribution	Expenses	Funding the SCHOOL Devoted per Student
2021 - 2022	28	\$30,664.30	\$9,346.17	-\$41,704.22	\$333.79
2022 - 2023	46	\$37,766.13	\$12,983.03	-\$43,872.52	\$282.24
2023 - 2024	32	\$44,835.54	\$2,415.22	-\$62,812.34	\$75.48
2024 - 2025	29	\$41,157.40	\$16,789.71	-\$56,205.81	\$578.96

Girls Basketball	Participants	Revenues	School Contribution	Expenses	Funding the SCHOOL Devoted per Student
2021 - 2022	23	\$19,743.42	\$9,953.41	-\$25,401.34	\$432.76
2022 - 2023	29	\$14,503.34	\$13,393.56	-\$28,924.12	\$461.85
2023 - 2024	25	\$16,856.36	\$5,791.24	-\$30,448.07	\$231.65
2024 - 2025	21	\$30,494.27	\$8,773.05	-\$35,025.07	\$417.76

Baseball	Participants	Revenues	School Contribution	Expenses	Funding the SCHOOL Devoted per Student
2021 - 2022	37	\$58,907.50	\$10,711.02	-\$68,723.67	\$289.49
2022 - 2023	23	\$47,616.62	\$12,349.69	-\$62,501.11	\$536.94
2023 - 2024	25	\$50,151.35	\$16,430.12	-\$82,679.61	\$657.20
2024 - 2025	26	\$30,394.24	\$6,174.00	-\$36,454.35	\$237.46

Cheer	Participants	Revenues	School Contribution	Expenses	Funding the SCHOOL Devoted per Student
2021 - 2022	24	\$25,937.04	\$9,199.50	-\$11,233.92	\$383.31
2022 - 2023	34	\$23,954.53	\$19,227.34	-\$82,729.99	\$565.51
2023 - 2024	30	\$24,044.00	\$23,326.82	-\$14,656.10	\$777.56
2024 - 2025	28	\$52,960.73	\$26,754.38	-\$77,815.10	\$955.51

Boys Cross Country*	Participants	Revenues	School Contribution	Expenses	Funding the SCHOOL Devoted per Student
2021 - 2022	15	\$1,084.00	\$2,461.08	-\$5,067.48	\$87.89
2022 - 2023	15	\$4,476.12	\$2,048.63	-\$6,049.81	\$75.88
2023 - 2024	20	\$5,531.00	\$125.00	-\$6,712.83	\$3.91
2024 - 2025	23	\$7,016.36	\$971.89	-\$8,109.68	\$30.37

Girls Cross Country*	Participants	Revenues	School Contribution	Expenses	Funding the SCHOOL Devoted per Student
2021 - 2022	13	\$1,084.00	\$2,461.08	-\$5,067.48	\$87.89
2022 - 2023	9	\$4,476.12	\$2,048.63	-\$6,049.81	\$75.88
2023 - 2024	12	\$5,531.00	\$125.00	-\$6,712.83	\$3.91
2024 - 2025	9	\$7,016.36	\$971.89	-\$8,109.68	\$30.37

Drill Team	Participants	Revenues	School Contribution	Expenses	Funding the SCHOOL Devoted per Student
2021 - 2022	25	\$37,154.06	\$4,919.97	-\$32,065.35	\$196.80
2022 - 2023	22	\$39,294.38	\$15,596.59	-\$67,979.91	\$708.94
2023 - 2024	15	\$22,034.21	\$2,153.32	-\$20,141.99	\$143.55
2024 - 2025	8	\$9,087.74	\$4,737.42	-\$18,766.43	\$592.18

Football	Participants	Revenues	School Contribution	Expenses	Funding the SCHOOL Devoted per Student
2021 - 2022	70	\$90,085.63	\$11,492.14	-\$88,294.87	\$164.17
2022 - 2023	78	\$92,418.76	\$15,818.15	-\$81,979.91	\$202.80
2023 - 2024	90	\$67,866.38	\$4,335.76	-\$113,706.95	\$48.18
2024 - 2025	64	\$74,835.34	\$4,931.24	-\$81,034.94	\$77.05

Boys Golf	Participants	Revenues	School Contribution	Expenses	Funding the SCHOOL Devoted per Student
2021 - 2022	16	\$13,604.30	\$1,970.13	-\$13,563.85	\$123.13
2022 - 2023	11	\$13,304.80	\$4,020.50	-\$12,765.37	\$365.50
2023 - 2024	16	\$4,530.40	\$0.00	-\$10,948.60	\$0.00
2024 - 2025	13	\$6,115.25	\$209.98	-\$9,910.63	\$16.15

Girls Golf	Participants	Revenues	School Contribution	Expenses	Funding the SCHOOL Devoted per Student
2021 - 2022	16	\$7,358.60	\$6,374.52	-\$9,759.00	\$398.41
2022 - 2023	7	\$9,410.50	\$2,455.00	-\$9,564.56	\$350.71
2023 - 2024	12	\$8,315.50	\$244.00	-\$6,774.16	\$20.33
2024 - 2025	16	\$6,308.25	\$232.03	-\$8,334.67	\$14.50

Boys Lacrosse	Participants	Revenues	School Contribution	Expenses	Funding the SCHOOL Devoted per Student
2021 - 2022	NA	NA	NA	NA	NA
2022 - 2023	NA	NA	NA	NA	NA
2023 - 2024	NA	NA	NA	NA	NA
2024 - 2025	NA	NA	NA	NA	NA

Girls Lacrosse	Participants	Revenues	School Contribution	Expenses	Funding the SCHOOL Devoted per Student
2021 - 2022	NA	NA	NA	NA	NA
2022 - 2023	NA	NA	NA	NA	NA
2023 - 2024	NA	NA	NA	NA	NA
2024 - 2025	NA	NA	NA	NA	NA

Boys Soccer	Participants	Revenues	School Contribution	Expenses	Funding the SCHOOL Devoted per Student
2021 - 2022	36	\$8,930.56	\$14,673.72	-\$18,887.93	\$407.60
2022 - 2023	38	\$11,088.13	\$9,519.55	-\$17,745.61	\$250.51
2023 - 2024	30	\$7,832.00	\$5,429.35	-\$22,556.24	\$180.98
2024 - 2025	35	\$12,485.89	\$6,403.14	-\$18,231.97	\$182.95

Girls Soccer	Participants	Revenues	School Contribution	Expenses	Funding the SCHOOL Devoted per Student
2021 - 2022	23	\$1,225.30	\$9,301.11	-\$10,173.98	\$404.40
2022 - 2023	35	\$7,392.43	\$6,343.00	-\$26,691.04	\$181.23
2023 - 2024	28	\$9,484.86	\$3,053.01	-\$16,648.26	\$109.04
2024 - 2025	33	\$10,992.79	\$90,183.75	-\$16,291.75	\$2,732.84

Softball	Participants	Revenues	School Contribution	Expenses	Funding the SCHOOL Devoted per Student
2021 - 2022	22	\$6,800.75	\$6,867.11	-\$13,922.86	\$312.14
2022 - 2023	24	\$19,553.65	\$6,343.00	-\$26,691.04	\$264.29
2023 - 2024	30	\$16,044.85	\$3,260.37	-\$19,207.74	\$108.68
2024 - 2025	17	\$10,883.75	\$39,243.14	-\$13,855.98	\$2,308.42

Boys Swim*	Participants	Revenues	School Contribution	Expenses	Funding the SCHOOL Devoted per Student
2021 - 2022	15	\$6,800.75	\$6,867.11	-\$13,922.86	\$201.97
2022 - 2023	14	\$8,375.30	\$6,967.57	-\$14,953.47	\$258.06
2023 - 2024	20	\$9,122.60	\$3,074.96	-\$12,145.96	\$80.92
2024 - 2025	19	\$14,454.52	\$15,087.49	-\$37,232.34	\$558.80

Girls Swim*	Participants	Revenues	School Contribution	Expenses	Funding the SCHOOL Devoted per Student
2021 - 2022	19	\$6,800.75	\$6,867.11	-\$13,922.86	\$207.97
2022 - 2023	32	\$8,375.30	\$6,967.57	-\$14,953.47	\$258.06
2023 - 2024	18	\$9,122.60	\$3,074.96	-\$12,145.96	\$80.92
2024 - 2025	8	\$14,454.52	\$15,087.49	-\$37,232.34	\$558.80

Boys Tennis	Participants	Revenues	School Contribution	Expenses	Funding the SCHOOL Devoted per Student
2021 - 2022	16	\$1,171.00	\$2,483.23	-\$4,959.46	\$155.20
2022 - 2023	27	\$4,344.75	\$3,985.45	-\$8,811.88	\$147.61
2023 - 2024	22	\$6,956.25	\$1,727.68	-\$7,392.88	\$78.53
2024 - 2025	19	\$6,822.24	\$1,950.71	-\$10,900.74	\$102.67

Girls Tennis	Participants	Revenues	School Contribution	Expenses	Funding the SCHOOL Devoted per Student
2021 - 2022	22	\$7,973.50	\$2,225.42	-\$8,429.85	\$101.16
2022 - 2023	25	\$6,638.90	\$3,052.37	-\$14,444.48	\$122.09
2023 - 2024	18	\$8,448.45	\$1,125.09	-\$12,755.57	\$62.51
2024 - 2025	22	\$11,313.65	\$3,326.64	-\$9,768.12	\$151.21

Boys Track & Field*	Participants	Revenues	School Contribution	Expenses	Funding the SCHOOL Devoted per Student
2021 - 2022	60	\$10,393.47	\$9,223.45	-\$22,977.83	\$103.63
2022 - 2023	48	\$9,260.94	\$1,180.43	-\$23,436.20	\$24.09
2023 - 2024	30	\$13,020.50	\$7,446.85	-\$16,780.60	\$135.40
2024 - 2025	39	\$9,080.71	\$2,862.58	-\$9,828.23	\$47.71

Girls Track & Field	Participants	Revenues	School Contribution	Expenses	Funding the SCHOOL Devoted per Student
2021 - 2022	29	\$10,393.47	\$9,223.45	-\$22,977.83	\$103.63
2022 - 2023	51	\$9,260.94	\$1,180.43	-\$23,436.20	\$24.09
2023 - 2024	25	\$13,020.50	\$7,446.85	-\$16,780.60	\$135.40
2024 - 2025	21	\$9,080.71	\$2,862.58	-\$9,828.23	\$47.71

Boys Volleyball	Participants	Revenues	School Contribution	Expenses	Funding the SCHOOL Devoted per Student
2021 - 2022	NA	NA	NA	NA	NA
2022 - 2023	NA	NA	NA	NA	NA
2023 - 2024	28	\$4,939.00	\$8,936.62	-\$14,025.41	\$319.17
2024 - 2025	26	\$9,335.91	\$10,355.94	-\$19,542.06	\$398.31

Are competitive facilities for boys and girls teams available to male and female athletes on an equivalent basis?	
4	Competitive facilities for boys and girls teams are available to male and female athletes on an equivalent basis.
3	Competitive facilities for boys and girls teams are available to male and female athletes most of the time.
2	Competitive facilities for boys and girls teams are available to male and female athletes some of the time.
1	Competitive facilities for boys and girls teams are rarely available to male and female athletes.
4	Yes

Are competitive facilities for boys and girls teams of equivalent quality?	
4	All competitive facilities for boys and girls teams are of equivalent quality.
3	Most competitive facilities for boys and girls teams are of equivalent quality.
2	Some of the competitive facilities for boys and girls teams are of equivalent quality.
1	Very little, if any, of the competitive facilities for boys and girls teams are of equivalent quality.
3	Boys have an outbuilding for baseball

Are practice facilities for boys and girls teams available to male and female athletes on an equivalent basis?	
4	All practice facilities for boys and girls teams are available to male and female athletes on an equivalent basis.
3	Practice facilities for boys and girls teams are available to male and female athletes most of the time.
2	Practice facilities for boys and girls teams are available to male and female athletes some of the time.
1	Practice facilities for boys and girls teams are rarely available to male and female athletes on an equivalent basis.
3	Wrestling mats need to be split more effectively next year

Are practice facilities for boys and girls teams of equivalent quality?	
4	Practice facilities for boys and girls teams are of equivalent quality.
3	Practice facilities for boys and girls teams are close to being equivalent in quality.
2	Some of the practice facilities for boys and girls teams are equivalent in quality.
1	Very little, if any, of the practice facilities for boys and girls are equivalent in quality.
4	Yes

If teams have to share their practice facility with other activities, such as intramural sports or PE classes, does it happen to both boys and girls teams?	
4	Both boys and girls teams share their practice facility with other activities.
3	Either the boys or the girls teams share their practice facility slightly more than the other.
2	Either the boys or the girls teams share their practice facility more than the other.
1	Either the boys or the girls teams share their practice facility. The other rarely shares their facility.
4	N/A

If any teams have to be "bumped" out of their scheduled facility, does it happen to both boys' and girls' teams?	
4	Both boys and girls are "bumped" out of their scheduled facility on an equal basis.
3	Either the boys or the girls teams are "bumped" slightly more than the other.
2	Either the boys or the girls teams are "bumped" more than the other.
1	Just the boys or the girls teams are always "bumped" while the other is never altered.
4	Yes

Provide a detailed description of the school's efforts in Title IX compliance for any scores of 3 or less on the above rubrics.	
Our Girl's wrestling coach specifically asked for later practice time to accommodate work schedule. Girls weren't happy about having to have practice time on the mat after the boys each day. Next year we are exploring switching off every A/B day with the new coach	

If there is a discrepancy between male-designated and female-designated sports of 10% or greater, provide an action plan to address the discrepancy.	
Yes	14.71% We will collaborate with our feeder schools to promote girls' athletics at Cottonwood by hosting camps and inviting students to games. Additionally, we will leverage social media platforms to highlight our girls' sports programs.

CYPRUS HIGH SCHOOL

Interscholastic Sports Offered	Boys Basketball	Girls Basketball	Baseball	Cheer	Boys Cross Country	Girls Cross Country	Drill Team	Football	Boys Golf	Girls Golf	Boys Lacrosse	Girls Lacrosse	Boys Soccer	Girls Soccer	Softball	Boys Swim	Girls Swim	Boys Tennis	Girls Tennis	Boys Track & Field	Girls Track & Field	Boys Volleyball	Girls Volleyball	Boys Wrestling	Girls Wrestling
2021 - 2022	Yes	Yes	Yes	Yes	Yes	Yes	Yes	Yes	Yes	Yes	NA	NA	Yes	Yes	Yes	Yes	Yes	Yes	Yes	Yes	Yes	Yes	Yes	Yes	Yes
2022 - 2023	Yes	Yes	Yes	Yes	Yes	Yes	Yes	Yes	Yes	Yes	NA	NA	Yes	Yes	Yes	Yes	Yes	Yes	Yes	Yes	Yes	Yes	Yes	Yes	Yes
2023 - 2024	Yes	Yes	Yes	COED	Yes	Yes	Yes	COED	Yes	Yes	NA	NA	Yes	Yes	Yes	Yes	Yes	Yes	Yes	Yes	Yes	Yes	Yes	Yes	Yes
2024 - 2025	Yes	Yes	Yes	COED	Yes	Yes	Yes	Yes	Yes	Yes	NA	NA	Yes	Yes	Yes	Yes	Yes	Yes	Yes	Yes	Yes	Yes	Yes	Yes	Yes

Enrollment	Male Enrollment	Female Enrollment
2021 - 2022	2724	1397
2022 - 2023	2712	1437
2023 - 2024	2773	1485
2024 - 2025	2564	1350

Number of Interscholastic Sports Offered to Boys	
2021 - 2022	10
2022 - 2023	10
2023 - 2024	12
2024 - 2025	12

Number of Interscholastic Sports Offered to Girls	
2021 - 2022	12
2022 - 2023	12
2023 - 2024	13
2024 - 2025	12

Total Number of Students Participating in Single-sex Interscholastic Sports	
2021 - 2022	789
2022 - 2023	657
2023 - 2024	581
2024 - 2025	650

Total Number of Boys Participating in Single-sex Interscholastic Sports	
2021 - 2022	412
2022 - 2023	362
2023 - 2024	303
2024 - 2025	390

Total Number of Girls Participating in Single-Sex Interscholastic Sports	
2021 - 2022	377
2022 - 2023	305
2023 - 2024	278
2024 - 2025	260

Boys Basketball	Participants	Revenues	School Contribution	Expenses	Funding the SCHOOL Devoted per Student
2021 - 2022	37	\$41,626.31	\$3,132.75	-\$43,123.75	\$84.67
2022 - 2023	39	\$43,064.04	\$10,934.38	-\$52,508.63	\$280.37
2023 - 2024	36	\$40,255.30	\$13,864.05	-\$56,717.84	\$385.11
2024 - 2025	33	\$36,968.80	\$9,260.11	-\$43,726.76	\$280.61

Girls Basketball	Participants	Revenues	School Contribution	Expenses	Funding the SCHOOL Devoted per Student
2021 - 2022	28	\$18,994.20	\$8,294.44	-\$25,377.20	\$296.23
2022 - 2023	27	\$17,174.60	\$3,691.82	-\$23,936.25	\$136.73
2023 - 2024	30	\$12,766.40	\$7,602.60	-\$29,583.29	\$253.42
2024 - 2025	25	\$19,159.00	\$10,883.36	-\$27,722.46	\$435.33

Baseball	Participants	Revenues	School Contribution	Expenses	Funding the SCHOOL Devoted per Student
2021 - 2022	23	\$25,008.00	\$8,472.68	-\$32,805.77	\$368.38
2022 - 2023	25	\$29,231.20	\$2,666.83	-\$42,662.67	\$106.67
2023 - 2024	27	\$38,511.66	\$8,865.60	-\$41,358.46	\$328.36
2024 - 2025	27	\$25,041.15	\$3,864.91	-\$32,719.63	\$143.14

Cheer	Participants	Revenues	School Contribution	Expenses	Funding the SCHOOL Devoted per Student
2021 - 2022	28	\$63,370.72	\$8,286.24	-\$55,724.13	\$295.94
2022 - 2023	24	\$91,151.04	\$12,305.00	-\$97,464.62	\$512.71
2023 - 2024	22	\$88,605.48	\$6,659.90	-\$113,666.19	\$302.72
2024 - 2025	28	\$105,320.57	\$8,367.19	-\$101,156.00	\$298.83

Boys Cross Country*	Participants	Revenues	School Contribution	Expenses	Funding the SCHOOL Devoted per Student
2021 - 2022	23	\$3,730.00	\$2,651.50	-\$7,827.48	\$64.67
2022 - 2023	22	\$8,297.10	\$1,125.00	-\$9,412.56	\$33.09
2023 - 2024	17	\$7,058.00	\$1,723.85	-\$10,953.33	\$59.44
2024 - 2025	15	\$8,105.25	\$4,521.13	-\$9,254.18	\$173.89

Girls Cross Country*	Participants	Revenues	School Contribution	Expenses	Funding the SCHOOL Devoted per Student
2021 - 2022	23	\$3,730.00	\$2,651.50	-\$7,827.48	\$64.67
2022 - 2023	22	\$8,297.10	\$1,125.00	-\$9,412.56	\$33.09
2023 - 2024	12	\$7,058.00	\$1,723.85	-\$10,953.33	\$59.44
2024 - 2025	11	\$8,105.25	\$4,521.13	-\$9,254.18	\$173.89

Drill Team	Participants	Revenues	School Contribution	Expenses	Funding the SCHOOL Devoted per Student
2021 - 2022	35	\$126,656.08	\$5,552.18	-\$147,173.01	\$158.63
2022 - 2023	32	\$125,192.53	\$7,035.00	-\$97,604.54	\$219.84
2023 - 2024	26	\$115,242.44	\$8,751.03	-\$116,860.40	\$336.58
2024 - 2025	26	\$115,671.52	\$2,392.95	-\$131,386.25	\$92.04

Football	Participants	Revenues	School Contribution	Expenses	Funding the SCHOOL Devoted per Student
2021 - 2022	121	\$92,996.60	\$4,355.29	-\$108,867.53	\$35.99
2022 - 2023	120	\$75,059.24	\$7,444.31	-\$99,287.32	\$62.04
2023 - 2024	100	\$61,928.99	\$3,423.64	-\$61,227.23	\$34.24
2024 - 2025	95	\$70,628.94	\$18,397.00	-\$115,620.80	\$193.65

Boys Golf	Participants	Revenues	School Contribution	Expenses	Funding the SCHOOL Devoted per Student
2021 - 2022	17	\$10,518.51	\$3,087.50	-\$13,797.84	\$181.62
2022 - 2023	19	\$16,224.75	\$329.00	-\$15,459.63	\$17.32
2023 - 2024	18	\$14,370.80	\$690.42	-\$16,334.63	\$38.36
2024 - 2025	19	\$14,342.27	\$0.00	-\$15,646.45	\$0.00

Girls Golf	Participants	Revenues	School Contribution	Expenses	Funding the SCHOOL Devoted per Student
2021 - 2022	15	\$3,275.00	\$2,101.00	-\$4,944.95	\$140.07
2022 - 2023	12	\$3,328.34	\$566.41	-\$4,215.39	\$47.20
2023 - 2024	21	\$7,317.16	\$414.00	-\$3,451.69	\$19.71
2024 - 2025	22	\$5,760.55	\$594.00	-\$8,417.74	\$27.00

Boys Lacrosse	Participants	Revenues	School Contribution	Expenses	Funding the SCHOOL Devoted per Student
2021 - 2022	NA	NA	NA	NA	NA
2022 - 2023	NA	NA	NA	NA	NA
2023 - 2024	NA	NA	NA	NA	NA
2024 - 2025	NA	NA	NA	NA	NA

Girls Lacrosse	Participants	Revenues	School Contribution	Expenses	Funding the SCHOOL Devoted per Student
2021 - 2022	NA	NA	NA	NA	NA
2022 - 2023	NA	NA	NA	NA	NA
2023 - 2024	NA	NA	NA	NA	NA
2024 - 2025	NA	NA	NA	NA	NA

Boys Soccer	Participants	Revenues	School Contribution	Expenses	Funding the SCHOOL Devoted per Student
2021 - 2022	34	\$1,060.00	\$6,071.33	-\$8,438.86	\$178.57
2022 - 2023	33	\$4,500.75	\$4,579.44	-\$12,497.75	\$138.77
2023 - 2024	29	\$2,205.40	\$5,542.62	-\$8,367.89	\$191.12
2024 - 2025	34	\$3,067.25	\$5,194.60	-\$8,594.47	\$152.78

Girls Soccer	Participants	Revenues	School Contribution	Expenses	Funding the SCHOOL Devoted per Student
2021 - 2022	42	\$3,542.00	\$5,945.90	-\$15,949.85	\$141.57
2022 - 2023	34	\$7,017.00	\$8,438.63	-\$6,997.13	\$248.20
2023 - 2024	31	\$4,649.82	\$4,799.73	-\$10,428.58	\$154.83
2024 - 2025	24	\$6,693.59	\$2,878.34	-\$13,053.19	\$119.93

Softball	Participants	Revenues	School Contribution	Expenses	Funding the SCHOOL Devoted per Student
2021 - 2022	20	\$20,105.51	\$10,610.90	-\$33,698.60	\$530.55
2022 - 2023	25	\$26,999.20	\$12,717.17	-\$39,125.89	\$508.69
2023 - 2024	23	\$35,952.37	\$7,838.17	-\$38,480.32	\$340.79
2024 - 2025	21	\$32,259.58	\$4,552.79	-\$41,299.52	\$216.80

Boys Swim*	Participants	Revenues	School Contribution	Expenses	Funding the SCHOOL Devoted per Student
2021 - 2022	28	\$20,078.60	\$3,599.69	-\$20,713.82	\$53.72
2022 - 2023	19	\$14,487.00	\$2,229.90	-\$23,757.95	\$48.48
2023 - 2024	23	\$20,721.56	\$3,462.97	-\$25,088.50	\$73.68
2024 - 2025	21	\$28,087.51	\$2,862.53	-\$21,884.44	\$68.16

Girls Swim*	Participants	Revenues	School Contribution	Expenses	Funding the SCHOOL Devoted per Student
2021 - 2022	39	\$20,078.60	\$3,599.69	-\$20,713.82	\$53.72
2022 - 2023	27	\$14,487.00	\$2,229.90	-\$23,757.95	\$48.48
2023 - 2024	24	\$20,721.56	\$3,462.97	-\$25,088.50	\$73.68
2024 - 2025	21	\$28,087.51	\$2,862.53	-\$21,884.44	\$68.16

Boys Tennis	Participants	Revenues	School Contribution	Expenses	Funding the SCHOOL Devoted per Student
2021 - 2022	23	\$4,718.40	\$2,477.00	-\$7,495.53	\$107.70
2022 - 2023	18	\$3,752.00	\$1,420.57	-\$6,653.93	\$78.92
2023 - 2024	20	\$2,922.00	\$302.16	-\$4,800.66	\$15.11
2024 - 2025	20	\$4,843.38	\$1,361.82	-\$7,024.71	\$68.09

Girls Tennis	Participants	Revenues	School Contribution	Expenses	Funding the SCHOOL Devoted per Student
2021 - 2022	24	\$4,099.00	\$2,981.50	-\$8,198.02	\$124.23
2022 - 2023	23	\$4,420.91	\$3,949.00	-\$6,991.09	\$171.70
2023 - 2024	20	\$2,865.00	\$185.00	-\$6,347.45	\$9.25
2024 - 2025	21	\$5,195.00	\$2,244.33	-\$6,362.29	\$106.87

Boys Track & Field*	Participants	Revenues	School Contribution	Expenses	Funding the SCHOOL Devoted per Student
2021 - 2022	79	\$13,072.25	\$5,219.75	-\$15,794.64	\$66.07
2022 - 2023	65	\$20,720.46	\$7,406.64	-\$26,078.25	\$113.95
2023 - 2024	67	\$29,690.90	\$3,302.75	-\$27,937.97	\$26.85
2024 - 2025	66	\$33,843.21	\$2,972.95	-\$35,089.97	\$26.08

Girls Track & Field*	Participants	Revenues	School Contribution	Expenses	Funding the SCHOOL Devoted per Student
2021 - 2022	60	\$9,229.25	\$6,044.75	-\$9,050.08	\$100.75
2022 - 2023	52	\$16,713.47	-\$2,470.35	-\$20,589.50	\$47.51
2023 - 2024	56	\$29,690.90	\$3,302.75	-\$27,937.97	\$26.85
2024 - 2025	48	\$33,843.21	\$2,972.95	-\$35,089.97	\$26.08

Boys Volleyball	Participants	Revenues	School Contribution	Expenses	Funding the SCHOOL Devoted per Student
2021 - 2022	NA	NA	NA	NA	NA
2022 - 2023	NA	NA	NA	NA	NA
2023 - 2024	31	\$5,921.00	\$13,422.20	-\$18,535.77	\$432.97
2024 - 2025	26	\$5,811.36	\$1,941.58	-\$12,945.22	\$74.68

Girls Volleyball	Participants	Revenues
------------------	--------------	----------

CYPRUS HIGH SCHOOL

Are competitive facilities for boys and girls teams available to male and female athletes on an equivalent basis?	
4	Competitive facilities for boys and girls teams are available to male and female athletes on an equivalent basis.
3	Competitive facilities for boys and girls teams are available to male and female athletes most of the time.
2	Competitive facilities for boys and girls teams are available to male and female athletes some of the time.
1	Competitive facilities for boys and girls teams are rarely available to male and female athletes.
4	Yes

Are practice facilities for boys and girls teams available to male and female athletes on an equivalent basis?	
4	All practice facilities for boys and girls teams are available to male and female athletes on an equivalent basis.
3	Practice facilities for boys and girls teams are available to male and female athletes most of the time.
2	Practice facilities for boys and girls teams are available to male and female athletes some of the time.
1	Practice facilities for boys and girls teams are rarely available to male and female athletes on an equivalent basis.
4	Yes

Provide a detailed description of the school's efforts in Title IX compliance for any scores of 3 or less on the above rubrics.	
<p>Our Girls' Wrestling coach specifically asked for later practice time to accommodate work schedule. Girls weren't happy about having to have practice time on the mat after the boys each day. Next year, we are exploring switching off every A/B day with a new coach.</p>	

Are competitive facilities for boys and girls teams of equivalent quality?	
4	All competitive facilities for boys and girls teams are of equivalent quality.
3	Most competitive facilities for boys and girls teams are of equivalent quality.
2	Some of the competitive facilities for boys and girls teams are of equivalent quality.
1	Very little, if any, of the competitive facilities for boys and girls teams are of equivalent quality.
4	Yes

If teams have to share their practice facility with other activities, such as intramural sports or PE classes, does it happen to both boys and girls teams?	
4	Both boys' and girls' teams share their practice facility with other activities.
3	Either the boys or the girls teams share their practice facility slightly more than the other.
2	Either the boys or the girls teams share their practice facility more than the other.
1	Either the boys or the girls' teams share their practice facility. The other rarely shares their facility.
4	Yes

If there is a discrepancy between male-designated and female-designated sports of 10% or greater, provide an action plan to address the discrepancy.	
Yes	<p>20% Discrepancy: There is a lot of enthusiasm and excitement for our new building. We will have brand new facilities for all sports, which will drive participation numbers up. In addition, we will use social media to highlight our female athletic programs. Brockbank will open as a feeder jr high for us - our coaches and athletes will reach out to these feeder schools and work with their athletes.</p>

Are practice facilities for boys and girls teams of equivalent quality?	
4	Practice facilities for boys' and girls' teams are of equivalent quality.
3	Practice facilities for boys and girls teams are close to being equivalent in quality.
2	Some of the practice facilities for boys and girls teams are equivalent in quality.
1	Very little, if any, of the practice facilities for boys and girls are equivalent in quality.
3	Wrestling mat time needs to be split more effectively next year.

If any teams have to be "bumped" out of their scheduled facility, does it happen to both boys' and girls' teams?	
4	Both boys and girls are "bumped" out of their scheduled facility on an equal basis.
3	Either the boys or the girls teams are "bumped" slightly more than the other.
2	Either the boys or the girls teams are "bumped" more than the other.
1	Just the boys or the girls teams are always "bumped" while the other is never altered.
4	Yes

GRANGER HIGH SCHOOL

Interscholastic Sports Offered	Boys Basketball	Girls Basketball	Baseball	Cheer	Boys Cross Country	Girls Cross Country	Drill Team	Football	Boys Golf	Girls Golf	Boys Lacrosse	Girls Lacrosse	Boys Soccer	Girls Soccer	Softball	Boys Swim	Girls Swim	Boys Tennis	Girls Tennis	Boys Track & Field	Girls Track & Field	Boys Volleyball	Girls Volleyball	Boys Wrestling	Girls Wrestling
2021 - 2022	Yes	Yes	Yes	Yes	Yes	Yes	Yes	Yes	Yes	Yes	NA	NA	Yes	Yes	Yes	Yes	Yes	Yes	Yes	Yes	Yes	Yes	Yes	Yes	Yes
2022 - 2023	Yes	Yes	Yes	Yes	Yes	Yes	Yes	Yes	Yes	Yes	NA	NA	Yes	Yes	Yes	Yes	Yes	Yes	Yes	Yes	Yes	Yes	Yes	Yes	Yes
2023 - 2024	Yes	Yes	Yes	COED	Yes	Yes	Yes	Yes	Yes	Yes	NA	NA	Yes	Yes	Yes	Yes	Yes	Yes	Yes	Yes	Yes	Yes	Yes	Yes	Yes
2024 - 2025	Yes	Yes	Yes	COED	Yes	Yes	Yes	Yes	Yes	Yes	NA	NA	Yes	Yes	Yes	Yes	Yes	Yes	Yes	Yes	Yes	Yes	Yes	Yes	Yes

Enrollment	Male Enrollment	Female Enrollment
2021 - 2022	3403	1768
2022 - 2023	3499	1782
2023 - 2024	3447	1808
2024 - 2025	3819	1967

Number of Interscholastic Sports Offered to Boys	
2021 - 2022	10
2022 - 2023	10
2023 - 2024	12
2024 - 2025	12

Number of Interscholastic Sports Offered to Girls	
2021 - 2022	12
2022 - 2023	12
2023 - 2024	12
2024 - 2025	12

Total Number of Students Participating in Single-sex Interscholastic Sports	
2021 - 2022	574
2022 - 2023	547
2023 - 2024	578
2024 - 2025	598

Total Number of Boys Participating in Single-sex Interscholastic Sports	
2021 - 2022	330
2022 - 2023	329
2023 - 2024	325
2024 - 2025	334

Total Number of Girls Participating in Single-Sex Interscholastic Sports	
2021 - 2022	244
2022 - 2023	284
2023 - 2024	253
2024 - 2025	238

Boys Basketball	Participants	Revenues	School Contribution	Expenses	Funding the SCHOOL Devoted per Student
2021 - 2022	33	\$15,594.59	\$3,202.94	-\$27,816.76	\$97.06
2022 - 2023	33	\$15,447.20	\$18,658.70	-\$34,650.90	\$565.42
2023 - 2024	30	\$18,628.92	\$16,372.00	-\$32,629.88	\$545.73
2024 - 2025	32	\$23,023.69	\$2,705.86	-\$37,666.38	\$84.56

Girls Basketball	Participants	Revenues	School Contribution	Expenses	Funding the SCHOOL Devoted per Student
2021 - 2022	31	\$8,908.94	\$8,872.33	-\$17,781.27	\$286.20
2022 - 2023	32	\$16,032.69	\$21,960.10	-\$37,992.79	\$686.25
2023 - 2024	29	\$12,053.54	\$5,704.00	-\$43,331.40	\$196.69
2024 - 2025	27	\$16,515.38	\$10,176.00	-\$36,662.40	\$376.89

Baseball	Participants	Revenues	School Contribution	Expenses	Funding the SCHOOL Devoted per Student
2021 - 2022	25	\$22,275.06	\$1,440.00	-\$22,412.17	\$57.60
2022 - 2023	30	\$22,871.82	\$5,184.00	-\$28,630.39	\$172.80
2023 - 2024	21	\$22,099.60	\$10,790.55	-\$30,886.21	\$513.84
2024 - 2025	24	\$25,394.20	\$4,212.42	-\$29,016.69	\$175.52

Cheer	Participants	Revenues	School Contribution	Expenses	Funding the SCHOOL Devoted per Student
2021 - 2022	25	\$10,945.28	\$17,534.00	-\$27,988.24	\$701.36
2022 - 2023	26	\$19,025.29	\$37,365.07	-\$78,830.12	\$1,437.12
2023 - 2024	23	\$38,740.39	\$20,413.24	-\$45,510.32	\$887.53
2024 - 2025	26	\$65,141.32	\$40,145.89	-\$137,376.50	\$1,544.07

Boys Cross Country*	Participants	Revenues	School Contribution	Expenses	Funding the SCHOOL Devoted per Student
2021 - 2022	7	\$417.00	\$497.21	-\$2,932.45	\$38.25
2022 - 2023	9	\$584.00	\$3,356.84	-\$3,890.84	\$223.79
2023 - 2024	12	\$2,253.00	\$1,464.44	-\$3,767.44	\$73.22
2024 - 2025	14	\$1,966.00	\$129.00	-\$5,633.11	\$6.45

Girls Cross Country*	Participants	Revenues	School Contribution	Expenses	Funding the SCHOOL Devoted per Student
2021 - 2022	6	\$417.00	\$497.21	-\$2,932.45	\$38.25
2022 - 2023	6	\$584.00	\$3,356.84	-\$3,890.84	\$223.79
2023 - 2024	8	\$2,253.00	\$1,464.44	-\$3,767.44	\$73.22
2024 - 2025	6	\$1,966.00	\$129.00	-\$5,633.11	\$6.45

Drill Team	Participants	Revenues	School Contribution	Expenses	Funding the SCHOOL Devoted per Student
2021 - 2022	18	\$15,447.96	\$14,522.00	-\$28,117.19	\$806.78
2022 - 2023	15	\$31,440.08	\$8,405.00	-\$53,361.85	\$560.33
2023 - 2024	12	\$20,907.03	\$13,500.00	-\$32,590.70	\$1,125.00
2024 - 2025	8	\$30,017.97	\$11,070.00	-\$46,123.91	\$1,383.75

Football	Participants	Revenues	School Contribution	Expenses	Funding the SCHOOL Devoted per Student
2021 - 2022	69	\$46,809.93	\$32,458.34	-\$81,871.22	\$470.41
2022 - 2023	66	\$62,785.85	\$1,373.64	-\$40,324.11	\$20.81
2023 - 2024	65	\$65,872.11	\$23,936.00	-\$90,925.94	\$368.25
2024 - 2025	54	\$45,268.94	\$15,608.00	-\$74,392.72	\$289.04

Boys Golf	Participants	Revenues	School Contribution	Expenses	Funding the SCHOOL Devoted per Student
2021 - 2022	8	\$3,970.31	\$2,294.06	-\$6,264.37	\$286.76
2022 - 2023	7	\$2,958.00	\$3,715.48	-\$5,537.88	\$530.78
2023 - 2024	7	\$1,687.68	\$1,464.19	-\$4,381.32	\$209.17
2024 - 2025	16	\$3,638.00	\$275.00	-\$3,991.08	\$17.19

Girls Golf	Participants	Revenues	School Contribution	Expenses	Funding the SCHOOL Devoted per Student
2021 - 2022	19	\$2,666.00	\$2,484.46	-\$5,589.94	\$130.76
2022 - 2023	6	\$2,800.50	\$703.31	-\$3,592.27	\$117.22
2023 - 2024	6	\$1,949.00	\$1,000.00	-\$1,768.38	\$166.67
2024 - 2025	8	\$2,790.00	\$0.00	-\$2,877.57	\$0.00

Boys Lacrosse	Participants	Revenues	School Contribution	Expenses	Funding the SCHOOL Devoted per Student
2021 - 2022	NA	NA	NA	NA	NA
2022 - 2023	NA	NA	NA	NA	NA
2023 - 2024	NA	NA	NA	NA	NA
2024 - 2025	NA	NA	NA	NA	NA

Girls Lacrosse	Participants	Revenues	School Contribution	Expenses	Funding the SCHOOL Devoted per Student
2021 - 2022	NA	NA	NA	NA	NA
2022 - 2023	NA	NA	NA	NA	NA
2023 - 2024	NA	NA	NA	NA	NA
2024 - 2025	NA	NA	NA	NA	NA

Boys Soccer	Participants	Revenues	School Contribution	Expenses	Funding the SCHOOL Devoted per Student
2021 - 2022	61	\$4,165.00	\$11,667.55	-\$15,841.03	\$191.27
2022 - 2023	71	\$5,583.00	\$16,441.23	-\$22,283.78	\$231.57
2023 - 2024	67	\$12,421.90	\$8,780.00	-\$33,916.97	\$131.04
2024 - 2025	70	\$16,017.80	\$7,980.00	-\$35,944.56	\$114.00

Girls Soccer	Participants	Revenues	School Contribution	Expenses	Funding the SCHOOL Devoted per Student
2021 - 2022	34	\$466.00	\$8,233.53	-\$8,699.53	\$242.16
2022 - 2023	36	\$1,911.00	\$11,442.76	-\$13,194.98	\$317.85
2023 - 2024	42	\$5,976.20	\$6,292.00	-\$20,423.32	\$149.81
2024 - 2025	44	\$12,315.20	\$3,089.88	-\$22,653.81	\$70.22

Softball	Participants	Revenues	School Contribution	Expenses	Funding the SCHOOL Devoted per Student
2021 - 2022	20	\$11,382.39	\$3,927.82	-\$19,309.08	\$196.39
2022 - 2023	24	\$20,429.10	\$3,856.00	-\$23,783.05	\$160.67
2023 - 2024	22	\$11,324.21	\$9,086.03	-\$27,394.51	\$413.00
2024 - 2025	30	\$13,233.19	\$8,664.00	-\$25,775.65	\$288.80

Boys Swim*	Participants	Revenues	School Contribution	Expenses	Funding the SCHOOL Devoted per Student
2021 - 2022	21	\$1,096.00	\$4,364.97	-\$5,727.98	\$145.49
2022 - 2023	18	\$3,704.55	\$7,759.31	-\$12,273.34	\$215.44
2023 - 2024	14	\$9,821.70	\$5,427.95	-\$1,440.17	\$193.86
2024 - 2025	15	\$5,776.00	\$458.00	-\$12,758.11	\$14.31

Girls Swim*	Participants	Revenues	School Contribution	Expenses	Funding the SCHOOL Devoted per Student
2021 - 2022	9	\$1,096.00	\$4,364.97	-\$5,727.98	\$145.49
2022 - 2023	18	\$3,704.55	\$7,759.31	-\$12,273.34	\$215.44
2023 - 2024	14	\$9,821.70	\$5,427.95	-\$1,440.17	\$193.86
2024 - 2025	17	\$5,776.00	\$458.00	-\$12,758.11	\$14.31

Boys Tennis	Participants	Revenues	School Contribution	Expenses	Funding the SCHOOL Devoted per Student
2021 - 2022	28	\$2,355.00	\$7,948.40	-\$10,303.40	\$283.87
2022 - 2023	26	\$3,985.00	\$10,067.13	-\$14,467.34	\$387.20
2023 - 2024	13	\$3,489.00	\$4,649.00	-\$6,748.92	\$357.62
2024 - 2025	12	\$2,438.00	\$170.00	-\$2,454.11	\$14.17

Girls Tennis	Participants	Revenues	School Contribution	Expenses	Funding the SCHOOL Devoted per Student
2021 - 2022	20	\$2,108.77	\$12,097.91	-\$14,208.12	\$604.90
2022 - 2023	30	\$4,685.61	\$8,698.37	-\$13,383.98	\$289.95
2023 - 2024	23	\$4,109.42	\$6,783.31	-\$12,227.71	\$294.93
2024 - 2025	21	\$6,769.54	\$1,266.78	-\$10,395.12	\$60.32

Boys Track & Field*	Participants	Revenues	School Contribution	Expenses	Funding the SCHOOL Devoted per Student
2021 - 2022	36	\$10,244.00	\$5,966.32	-\$19,181.96	\$81.73
2022 - 2023	36	\$10,397.25	\$12,294.73	-\$22,164.20	\$135.11
2023 - 2024	33	\$11,897.00	\$3,418.49	-\$15,265.70	\$43.27
2024 - 2025	42	\$12,601.00	\$2,904.00	-\$13,654.93	\$37.23

Girls Track & Field*	Participants	Revenues	School Contribution	Expenses	Funding the SCHOOL Devoted per Student
2021 - 2022	37	\$10,244.00	\$5,966.32	-\$19,181.96	\$81.73
2022 - 2023	55	\$10,397.25	\$12,294.73	-\$22,164.20	\$135.11
2023 - 2024	46	\$11,897.00	\$3,418.49	-\$15,265.70	\$43.27
2024 - 2025	36	\$12,601.00	\$2,904.00	-\$13,654.93	\$37.23

Boys Volleyball	Participants	Revenues	School Contribution	Expenses	Funding the SCHOOL Devoted per Student
2021 - 2022	NA	NA	NA	NA	NA
2022 - 2023	NA	NA	NA	NA	NA
2023 - 2024	25	\$2,547.00	\$9,596.00	-\$18,842.19	\$383.84
2024 - 2025	24	\$10,973.75	\$2,080.00	-\$19,191.70	\$86.67

Girls Volleyball	Participants	Revenues	School Contribution	Expenses
------------------	--------------	----------	---------------------	----------

GRANGER HIGH SCHOOL

Are competitive facilities for boys and girls teams available to male and female athletes on an equivalent basis?

4	Competitive facilities for boys and girls teams are available to male and female athletes on an equivalent basis.
3	Competitive facilities for boys and girls teams are available to male and female athletes most of the time.
2	Competitive facilities for boys and girls teams are available to male and female athletes some of the time.
1	Competitive facilities for boys and girls teams are rarely available to male and female athletes.
4	We divide time equally for boys' and girls' teams that share the stadium field, the Main gym, etc.

Are practice facilities for boys and girls teams available to male and female athletes on an equivalent basis?

4	All practice facilities for boys and girls teams are available to male and female athletes on an equivalent basis.
3	Practice facilities for boys and girls teams are available to male and female athletes most of the time.
2	Practice facilities for boys and girls teams are available to male and female athletes some of the time.
1	Practice facilities for boys and girls teams are rarely available to male and female athletes on an equivalent basis.
4	Our sports teams use our main playing area for practice. We share them all.

Provide a detailed description of the school's efforts in Title IX compliance for any scores of 3 or less on the above rubrics.

No

Are competitive facilities for boys and girls teams of equivalent quality?

4	All competitive facilities for boys and girls teams are of equivalent quality.
3	Most competitive facilities for boys and girls teams are of equivalent quality.
2	Some of the competitive facilities for boys and girls teams are of equivalent quality.
1	Very little, if any, of the competitive facilities for boys and girls teams are of equivalent quality.
4	We take care of them together and provide equal time with all of our facilities

If teams have to share their practice facility with other activities, such as intramural sports or PE classes, does it happen to both boys and girls teams?

4	Both boys' and girls' teams share their practice facility with other activities.
3	Either the boys or the girls teams share their practice facility slightly more than the other.
2	Either the boys or the girls teams share their practice facility more than the other.
1	Either the boys or the girls' teams share their practice facility. The other rarely shares their facility.
4	We rarely, if ever, have activities bumped. It is equal for boys and girls.

If there is a discrepancy between male-designated and female-designated sports of 10% or greater, provide an action plan to address the discrepancy.

No 8.31%

Are practice facilities for boys and girls teams of equivalent quality?

4	Practice facilities for boys and girls teams are of equivalent quality.
3	Practice facilities for boys and girls teams are close to being equivalent in quality.
2	Some of the practice facilities for boys and girls teams are equivalent in quality.
1	Very little, if any, of the practice facilities for boys and girls are equivalent in quality.
4	Many shared facility sports are in different seasons, but for those that are in the same season, we share.

If any teams have to be "bumped" out of their scheduled facility, does it happen to both boys' and girls' teams?

4	Both boys and girls are "bumped" out of their scheduled facility on an equal basis.
3	Either the boys or the girls teams are "bumped" slightly more than the other.
2	Either the boys or the girls teams are "bumped" more than the other.
1	Just the boys or the girls teams are always "bumped" while the other is never altered.
4	Our practices typically happen after school and not during class time.

HUNTER HIGH SCHOOL

Interscholastic Sports Offered	Boys Basketball	Girls Basketball	Baseball	Cheer	Boys Cross Country	Girls Cross Country	Drill Team	Football	Boys Golf	Girls Golf	Boys Lacrosse	Girls Lacrosse	Boys Soccer	Girls Soccer	Softball	Boys Swim	Girls Swim	Boys Tennis	Girls Tennis	Boys Track & Field	Girls Track & Field	Boys Volleyball	Girls Volleyball	Boys Wrestling	Girls Wrestling
2021 - 2022	Yes	Yes	Yes	Yes	Yes	Yes	Yes	Yes	Yes	Yes	NA	NA	Yes	Yes	Yes	Yes	Yes	Yes	Yes	Yes	Yes	Yes	Yes	Yes	Yes
2022 - 2023	Yes	Yes	Yes	Yes	Yes	Yes	Yes	Yes	Yes	Yes	NA	NA	Yes	Yes	Yes	Yes	Yes	Yes	Yes	Yes	Yes	Yes	Yes	Yes	Yes
2023 - 2024	Yes	Yes	Yes	Yes	Yes	Yes	Yes	Yes	Yes	Yes	NA	NA	Yes	Yes	Yes	Yes	Yes	Yes	Yes	Yes	Yes	Yes	Yes	Yes	Yes
2024 - 2025	Yes	Yes	Yes	COED	Yes	Yes	Yes	Yes	Yes	Yes	NA	NA	Yes	Yes	Yes	Yes	Yes	Yes	Yes	Yes	Yes	Yes	Yes	Yes	Yes

Enrollment	Male Enrollment	Female Enrollment
2021 - 2022	2573	1296
2022 - 2023	2596	1290
2023 - 2024	2616	1306
2024 - 2025	2756	1391

Number of Interscholastic Sports Offered to Boys	
2021 - 2022	10
2022 - 2023	10
2023 - 2024	11
2024 - 2025	12

Number of Interscholastic Sports Offered to Girls	
2021 - 2022	12
2022 - 2023	12
2023 - 2024	12
2024 - 2025	12

Total Number of Students Participating in Single-sex Interscholastic Sports	
2021 - 2022	572
2022 - 2023	589
2023 - 2024	590
2024 - 2025	629

Total Number of Boys Participating in Single-sex Interscholastic Sports	
2021 - 2022	317
2022 - 2023	324
2023 - 2024	331
2024 - 2025	340

Total Number of Girls Participating in Single-Sex Interscholastic Sports	
2021 - 2022	255
2022 - 2023	265
2023 - 2024	261
2024 - 2025	289

Boys Basketball	Participants	Revenues	School Contribution	Expenses	Funding the SCHOOL Devoted per Student
2021 - 2022	37	\$33,942.70	\$18,367.59	-\$54,174.57	\$496.42
2022 - 2023	46	\$31,163.64	\$14,486.73	-\$47,347.18	\$314.93
2023 - 2024	43	\$36,100.66	\$20,167.58	-\$68,336.20	\$469.01
2024 - 2025	36	\$27,048.58	\$2,304.00	-\$60,500.23	\$64.00

Girls Basketball	Participants	Revenues	School Contribution	Expenses	Funding the SCHOOL Devoted per Student
2021 - 2022	23	\$19,323.12	\$12,579.66	-\$37,718.34	\$546.94
2022 - 2023	29	\$20,352.53	\$25,057.28	-\$44,631.09	\$864.04
2023 - 2024	33	\$18,485.37	\$15,879.96	-\$44,041.92	\$481.21
2024 - 2025	29	\$20,589.17	\$827.00	-\$50,213.32	\$28.52

Baseball	Participants	Revenues	School Contribution	Expenses	Funding the SCHOOL Devoted per Student
2021 - 2022	24	\$18,339.42	\$7,707.56	-\$20,127.68	\$321.15
2022 - 2023	23	\$26,354.58	\$10,228.68	-\$36,293.53	\$444.73
2023 - 2024	26	\$24,393.45	\$9,577.09	-\$33,274.78	\$368.35
2024 - 2025	19	\$6,452.84	\$10,288.00	-\$27,234.53	\$541.47

Cheer	Participants	Revenues	School Contribution	Expenses	Funding the SCHOOL Devoted per Student
2021 - 2022	27	\$46,172.51	\$30,239.26	-\$77,275.21	\$1,119.97
2022 - 2023	34	\$84,156.12	\$15,925.49	-\$104,678.30	\$468.40
2023 - 2024	37	\$104,785.06	\$23,666.76	-\$113,418.65	\$639.64
2024 - 2025	33	\$42,899.84	\$72,861.83	-\$112,405.11	\$2,207.93

Boys Cross Country*	Participants	Revenues	School Contribution	Expenses	Funding the SCHOOL Devoted per Student
2021 - 2022	17	\$3,684.00	\$3,583.50	-\$7,919.72	\$143.34
2022 - 2023	15	\$2,444.33	\$2,863.76	-\$6,976.65	\$119.32
2023 - 2024	10	\$4,035.75	\$2,123.48	-\$5,425.08	\$106.17
2024 - 2025	16	\$3,748.00	\$450.00	-\$3,655.35	\$18.75

Girls Cross Country*	Participants	Revenues	School Contribution	Expenses	Funding the SCHOOL Devoted per Student
2021 - 2022	8	\$3,684.00	\$3,583.50	-\$7,919.72	\$143.34
2022 - 2023	9	\$2,444.33	\$2,863.76	-\$6,976.65	\$119.32
2023 - 2024	10	\$4,035.75	\$2,123.48	-\$5,425.08	\$106.17
2024 - 2025	8	\$3,748.00	\$450.00	-\$3,655.35	\$18.75

Drill Team	Participants	Revenues	School Contribution	Expenses	Funding the SCHOOL Devoted per Student
2021 - 2022	22	\$47,448.56	\$5,141.09	-\$65,263.69	\$233.69
2022 - 2023	22	\$82,645.63	\$2,306.35	-\$71,750.19	\$104.83
2023 - 2024	17	\$60,127.49	\$5,856.18	-\$75,498.61	\$344.48
2024 - 2025	29	\$72,206.66	\$56,564.60	-\$121,830.72	\$1,950.50

Football	Participants	Revenues	School Contribution	Expenses	Funding the SCHOOL Devoted per Student
2021 - 2022	78	\$60,725.15	\$11,960.04	-\$61,530.45	\$153.33
2022 - 2023	71	\$71,720.79	\$10,517.80	-\$136,359.48	\$148.14
2023 - 2024	71	\$86,070.01	\$10,071.03	-\$70,625.26	\$141.85
2024 - 2025	76	\$110,195.94	-\$9,252.00	-\$118,375.14	-\$121.74

Boys Golf	Participants	Revenues	School Contribution	Expenses	Funding the SCHOOL Devoted per Student
2021 - 2022	18	\$5,500.00	\$1,012.00	-\$8,081.80	\$66.22
2022 - 2023	11	\$3,300.00	\$5,248.47	-\$10,165.28	\$477.13
2023 - 2024	10	\$3,250.00	\$2,566.50	-\$5,743.50	\$256.65
2024 - 2025	14	\$4,900.00	\$168.68	-\$5,141.68	\$12.05

Girls Golf	Participants	Revenues	School Contribution	Expenses	Funding the SCHOOL Devoted per Student
2021 - 2022	10	\$7,873.50	\$1,719.67	-\$10,791.27	\$171.97
2022 - 2023	6	\$2,455.00	\$2,249.75	-\$4,333.85	\$374.96
2023 - 2024	7	\$1,510.00	\$2,887.76	-\$4,822.10	\$412.54
2024 - 2025	8	\$2,549.08	\$3,710.96	-\$6,150.89	\$463.87

Boys Lacrosse	Participants	Revenues	School Contribution	Expenses	Funding the SCHOOL Devoted per Student
2021 - 2022	NA	NA	NA	NA	NA
2022 - 2023	NA	NA	NA	NA	NA
2023 - 2024	NA	NA	NA	NA	NA
2024 - 2025	NA	NA	NA	NA	NA

Girls Lacrosse	Participants	Revenues	School Contribution	Expenses	Funding the SCHOOL Devoted per Student
2021 - 2022	NA	NA	NA	NA	NA
2022 - 2023	NA	NA	NA	NA	NA
2023 - 2024	NA	NA	NA	NA	NA
2024 - 2025	NA	NA	NA	NA	NA

Boys Soccer	Participants	Revenues	School Contribution	Expenses	Funding the SCHOOL Devoted per Student
2021 - 2022	40	\$9,883.60	\$8,552.75	-\$19,076.11	\$213.82
2022 - 2023	38	\$20,746.55	\$10,608.50	-\$26,728.53	\$279.17
2023 - 2024	43	\$21,297.76	\$15,590.07	-\$33,401.40	\$362.56
2024 - 2025	39	\$22,590.22	\$8,225.00	-\$32,219.50	\$210.90

Girls Soccer	Participants	Revenues	School Contribution	Expenses	Funding the SCHOOL Devoted per Student
2021 - 2022	34	\$3,326.67	\$7,698.71	-\$18,355.16	\$226.43
2022 - 2023	35	\$10,593.41	\$7,857.56	-\$12,534.09	\$224.50
2023 - 2024	36	\$15,164.87	\$11,971.19	-\$28,425.34	\$332.53
2024 - 2025	29	\$21,984.72	\$10,154.80	-\$33,558.24	\$350.17

Softball	Participants	Revenues	School Contribution	Expenses	Funding the SCHOOL Devoted per Student
2021 - 2022	23	\$13,723.78	\$7,316.66	-\$16,420.26	\$318.12
2022 - 2023	24	\$21,774.50	\$11,012.52	-\$37,297.84	\$458.86
2023 - 2024	22	\$18,458.03	\$9,432.65	-\$21,181.36	\$428.76
2024 - 2025	25	\$24,555.28	\$7,300.00	-\$24,987.33	\$292.00

Boys Swim*	Participants	Revenues	School Contribution	Expenses	Funding the SCHOOL Devoted per Student
2021 - 2022	18	\$7,135.37	\$17,618.06	-\$25,841.85	\$374.85
2022 - 2023	14	\$9,725.71	\$6,444.05	-\$17,144.88	\$140.09
2023 - 2024	21	\$6,325.00	\$6,572.64	-\$12,392.29	\$156.49
2024 - 2025	16	\$7,525.00	\$2,000.00	-\$12,726.05	\$48.78

Girls Swim	Participants	Revenues	School Contribution	Expenses	Funding the SCHOOL Devoted per Student
2021 - 2022	29	\$7,135.37	\$17,618.06	-\$25,841.85	\$374.85
2022 - 2023	32	\$9,725.71	\$6,444.05	-\$17,144.88	\$140.09
2023 - 2024	21	\$6,325.00	\$6,572.64	-\$12,392.29	\$156.49
2024 - 2025	25	\$7,525.00	\$2,000.00	-\$12,726.05	\$48.78

Boys Tennis	Participants	Revenues	School Contribution	Expenses	Funding the SCHOOL Devoted per Student
2021 - 2022	20	\$4,350.64	\$2,150.87	-\$5,470.49	\$107.54
2022 - 2023	27	\$7,030.00	\$2,679.89	-\$10,550.29	\$99.26
2023 - 2024	27	\$7,300.00	\$2,999.44	-\$9,414.32	\$111.09
2024 - 2025	22	\$6,580.00	\$1,969.85	-\$10,105.59	\$89.54

Girls Tennis	Participants	Revenues	School Contribution	Expenses	Funding the SCHOOL Devoted per Student
2021 - 2022	21	\$4,052.55	\$2,358.49	-\$6,297.21	\$112.31
2022 - 2023	25	\$4,639.97	\$3,093.98	-\$8,315.29	\$123.76
2023 - 2024	26	\$4,760.78	\$2,799.59	-\$8,547.80	\$107.68
2024 - 2025	26	\$5,887.95	\$220.00	-\$9,758.52	\$8.46

Boys Track & Field*	Participants	Revenues	School Contribution	Expenses	Funding the SCHOOL Devoted per Student
2021 - 2022	48	\$9,633.00	\$5,729.75	-\$17,735.43	\$62.96
2022 - 2023	48	\$19,218.47	\$9,381.77	-\$38,351.63	\$567.06
2023 - 2024	27	\$7,415.54	\$8,761.50	-\$13,537.71	\$116.82
2024 - 2025	41	\$14,306.11	\$11,265.00	-\$26,850.52	\$118.58

Girls Track & Field*	Participants	Revenues	School Contribution	Expenses	Funding the SCHOOL Devoted per Student
2021 - 2022	43	\$9,633.00	\$5,729.75	-\$17,735.43	\$62.96
2022 - 2023	51	\$19,218.47	\$9,381.77	-\$38,351.63	\$567.06
2023 - 2024	48	\$7,415.54	\$8,761.50	-\$13,537.71	\$116.82
2024 - 2025	54	\$14,306.11	\$11,265.00	-\$26,850.52	\$118.58

Boys Volleyball	Participants	Revenues	School Contribution	Expenses	Funding the SCHOOL Devoted per Student
2021 - 2022	NA	NA	NA	NA	NA
2022 - 2023	NA	NA	NA	NA	NA
2023 - 2024	28	\$6,061.54	\$14,172.85	-\$18,597.38	\$506.17
2024 - 2025	30	\$6,657.29	\$4,300.00	-\$22,533.50	\$143.33

HUNTER HIGH SCHOOL

Are competitive facilities for boys and girls teams available to male and female athletes on an equivalent basis?

4	Competitive facilities for boys and girls teams are available to male and female athletes on an equivalent basis.
3	Competitive facilities for boys and girls teams are available to male and female athletes most of the time.
2	Competitive facilities for boys and girls teams are available to male and female athletes some of the time.
1	Competitive facilities for boys and girls teams are rarely available to male and female athletes.
4	We make sure that we are fair in allowing both boys' and girls' teams equal access to facilities.

Are practice facilities for boys and girls teams available to male and female athletes on an equivalent basis?

4	All practice facilities for boys and girls teams are available to male and female athletes on an equivalent basis.
3	Practice facilities for boys and girls teams are available to male and female athletes most of the time.
2	Practice facilities for boys and girls teams are available to male and female athletes some of the time.
1	Practice facilities for boys and girls teams are rarely available to male and female athletes on an equivalent basis.
3	Same answer as above, the girls' soccer team does not have as much access to the turf field as the boys' soccer team.

Provide a detailed description of the school's efforts in Title IX compliance for any scores of 3 or less on the above rubrics.

We have asked the district to address the dugout situation for softball, and they did put a roof on a few years ago, but that doesn't do anything to stop the wind and rain from coming in through the chain link - where the baseball field has a block dugout, it provides a lot more protection from the elements. We work hard to rotate the times that groups are bumped from their facilities and make it equal between girls' vs boys' sports. We rotate days or weeks to make it fair. Access to the football field is hard to address because it means that one team - either girls' soccer or football has to start their practice at 5 pm and stay late if they both want to be on the turf. Our girls' program likes to play on the grass and prefers that to the turf, so for now it isn't a problem. They also play a lot of their region games at other schools on grass, so they should practice on the surface they will play on. When they do want to practice on turf, we have football start late on A Day when the girls have athletics, to give them time on the field.

Are competitive facilities for boys and girls teams of equivalent quality?

4	All competitive facilities for boys and girls teams are of equivalent quality.
3	Most competitive facilities for boys and girls teams are of equivalent quality.
2	Some of the competitive facilities for boys and girls teams are of equivalent quality.
1	Very little, if any, of the competitive facilities for boys and girls teams are of equivalent quality.
3	The dugouts on the softball field are not of equal quality as the ones on the baseball field. All other facilities are of equal quality.

If teams have to share their practice facility with other activities, such as intramural sports or PE classes, does it happen to both boys and girls teams?

4	Both boys and girls teams share their practice facility with other activities.
3	Either the boys or the girls teams share their practice facility slightly more than the other.
2	Either the boys or the girls teams share their practice facility more than the other.
1	Either the boys or the girls teams share their practice facility. The other rarely shares their facility.
4	When teams have to be bumped from facilities, it is done equitably. It might be a day rotation or alternating years.

If there is a discrepancy between male-designated and female-designated sports of 10% or greater, provide an action plan to address the discrepancy.

No	8.11%
----	-------

Are practice facilities for boys and girls teams of equivalent quality?

4	Practice facilities for boys and girls teams are of equivalent quality.
3	Practice facilities for boys and girls teams are close to being equivalent in quality.
2	Some of the practice facilities for boys and girls teams are equivalent in quality.
1	Very little, if any, of the practice facilities for boys and girls are equivalent in quality.
3	The football field is not as available for the girls' soccer team during the fall as it is for the boys' soccer team in the spring due to the fact that football is in season at that time and not in the spring.

If any teams have to be "bumped" out of their scheduled facility, does it happen to both boys' and girls' teams?

4	Both boys and girls are "bumped" out of their scheduled facility on an equal basis.
3	Either the boys or the girls teams are "bumped" slightly more than the other.
2	Either the boys or the girls teams are "bumped" more than the other.
1	Just the boys or the girls teams are always "bumped" while the other is never altered.
3	This year's girls' basketball had to share the main gym with drill during athletic periods, and the boys didn't. They will rotate next year.

KEARNS HIGH SCHOOL

Interscholastic Sports Offered	Boys Basketball	Girls Basketball	Baseball	Cheer	Boys Cross Country	Girls Cross Country	Drill Team	Football	Boys Golf	Girls Golf	Boys Lacrosse	Girls Lacrosse	Boys Soccer	Girls Soccer	Softball	Boys Swim	Girls Swim	Boys Tennis	Girls Tennis	Boys Track & Field	Girls Track & Field	Boys Volleyball	Girls Volleyball	Boys Wrestling	Girls Wrestling
2021 - 2022	Yes	Yes	Yes	Yes	Yes	Yes	Yes	Yes	Yes	Yes	NA	NA	Yes	Yes	Yes	Yes	Yes	Yes	Yes	Yes	Yes	Yes	Yes	Yes	Yes
2022 - 2023	Yes	Yes	Yes	Yes	Yes	Yes	Yes	Yes	Yes	Yes	NA	NA	Yes	Yes	Yes	Yes	Yes	Yes	Yes	Yes	Yes	NA	Yes	Yes	Yes
2023 - 2024	Yes	Yes	Yes	COED	Yes	Yes	Yes	Yes	Yes	Yes	NA	NA	Yes	Yes	Yes	Yes	Yes	Yes	Yes	Yes	Yes	Yes	Yes	Yes	Yes
2024 - 2025	Yes	Yes	Yes	COED	Yes	Yes	Yes	Yes	Yes	Yes	NA	NA	Yes	Yes	Yes	Yes	Yes	Yes	Yes	Yes	Yes	Yes	Yes	Yes	Yes

Enrollment	Male Enrollment	Female Enrollment
2021 - 2022	2359	1124
2022 - 2023	2394	1132
2023 - 2024	2418	1159
2024 - 2025	2189	1072

Number of Interscholastic Sports Offered to Boys	
2021 - 2022	10
2022 - 2023	10
2023 - 2024	12
2024 - 2025	12

Number of Interscholastic Sports Offered to Girls	
2021 - 2022	12
2022 - 2023	12
2023 - 2024	12
2024 - 2025	12

Total Number of Students Participating in Single-sex Interscholastic Sports	
2021 - 2022	243
2022 - 2023	599
2023 - 2024	516
2024 - 2025	513

Total Number of Boys Participating in Single-sex Interscholastic Sports	
2021 - 2022	243
2022 - 2023	335
2023 - 2024	314
2024 - 2025	314

Total Number of Girls Participating in Single-Sex Interscholastic Sports	
2021 - 2022	210
2022 - 2023	264
2023 - 2024	202
2024 - 2025	199

Boys Basketball	Participants	Revenues	School Contribution	Expenses	Funding the SCHOOL Devoted per Student
2021 - 2022	32	\$31,528.09	\$7,821.01	-\$33,039.39	\$244.41
2022 - 2023	29	\$29,856.09	\$6,804.58	-\$38,057.78	\$234.64
2023 - 2024	32	\$46,511.03	\$8,800.26	-\$43,380.31	\$275.01
2024 - 2025	27	\$26,666.43	\$9,461.00	-\$38,959.56	\$350.41

Girls Basketball	Participants	Revenues	School Contribution	Expenses	Funding the SCHOOL Devoted per Student
2021 - 2022	28	\$20,283.68	\$15,140.51	-\$23,222.06	\$540.73
2022 - 2023	27	\$18,684.60	\$11,622.09	-\$28,486.52	\$430.45
2023 - 2024	24	\$17,725.01	\$11,043.05	-\$28,845.37	\$460.13
2024 - 2025	16	\$11,764.72	\$10,115.00	-\$30,814.86	\$632.19

Baseball	Participants	Revenues	School Contribution	Expenses	Funding the SCHOOL Devoted per Student
2021 - 2022	21	\$46,829.13	\$4,829.81	-\$39,422.82	\$229.99
2022 - 2023	20	\$2,706.60	\$2,706.60	-\$11,045.94	\$135.33
2023 - 2024	17	\$3,001.00	\$1,123.62	-\$7,367.12	\$66.10
2024 - 2025	24	\$17,002.31	\$900.00	-\$19,345.29	\$37.50

Cheer	Participants	Revenues	School Contribution	Expenses	Funding the SCHOOL Devoted per Student
2021 - 2022	16	\$40,929.62	\$7,332.00	-\$56,750.87	\$458.25
2022 - 2023	74	\$74,073.41	\$15,104.81	-\$88,789.67	\$204.12
2023 - 2024	32	\$75,320.81	\$27,010.99	-\$134,641.08	\$844.09
2024 - 2025	36	\$102,489.24	\$30,200.00	-\$108,829.16	\$838.89

Boys Cross Country*	Participants	Revenues	School Contribution	Expenses	Funding the SCHOOL Devoted per Student
2021 - 2022	8	\$3,407.00	\$995.00	-\$5,480.60	\$52.27
2022 - 2023	15	\$692.00	\$1,181.26	-\$6,129.24	\$62.17
2023 - 2024	16	\$3,215.99	\$609.82	-\$4,891.20	\$29.04
2024 - 2025	6	\$2,115.00	\$132.00	-\$6,022.19	\$13.20

Girls Cross Country*	Participants	Revenues	School Contribution	Expenses	Funding the SCHOOL Devoted per Student
2021 - 2022	10	\$3,407.00	\$995.00	-\$5,480.60	\$52.27
2022 - 2023	4	\$692.00	\$1,181.26	-\$6,129.24	\$62.17
2023 - 2024	5	\$3,215.99	\$609.82	-\$4,891.20	\$29.04
2024 - 2025	4	\$2,115.00	\$132.00	-\$6,022.19	\$13.20

Drill Team	Participants	Revenues	School Contribution	Expenses	Funding the SCHOOL Devoted per Student
2021 - 2022	24	\$33,631.07	\$8,604.50	-\$48,770.14	\$358.52
2022 - 2023	16	\$19,773.09	\$4,246.23	-\$10,575.97	\$265.39
2023 - 2024	21	\$36,763.10	\$6,300.00	-\$52,536.01	\$300.00
2024 - 2025	14	\$36,024.80	\$1,020.00	-\$56,033.99	\$72.86

Football	Participants	Revenues	School Contribution	Expenses	Funding the SCHOOL Devoted per Student
2021 - 2022	87	\$70,137.26	-\$2,498.17	-\$129,327.65	-\$28.71
2022 - 2023	102	\$128,242.41	\$6,503.56	-\$96,582.95	\$63.76
2023 - 2024	72	\$49,268.68	-\$8,870.74	-\$61,432.37	-\$123.20
2024 - 2025	53	\$70,725.51	\$20,429.00	-\$82,147.49	\$385.45

Boys Golf	Participants	Revenues	School Contribution	Expenses	Funding the SCHOOL Devoted per Student
2021 - 2022	12	\$672.00	\$1,000.00	-\$3,572.86	\$83.33
2022 - 2023	9	\$1,891.50	\$390.00	-\$291.22	\$43.33
2023 - 2024	5	\$2,026.00	\$0.00	-\$1,412.55	\$0.00
2024 - 2025	11	\$5,812.76	\$0.00	-\$4,214.18	\$0.00

Girls Golf	Participants	Revenues	School Contribution	Expenses	Funding the SCHOOL Devoted per Student
2021 - 2022	8	\$216.00	\$1,000.00	-\$2,294.38	\$125.00
2022 - 2023	4	\$794.25	\$0.00	-\$870.04	\$0.00
2023 - 2024	3	\$637.46	\$118.60	-\$480.38	\$39.53
2024 - 2025	9	\$327.46	\$1,463.00	-\$3,790.84	\$162.56

Boys Lacrosse	Participants	Revenues	School Contribution	Expenses	Funding the SCHOOL Devoted per Student
2021 - 2022	NA	NA	NA	NA	NA
2022 - 2023	NA	NA	NA	NA	NA
2023 - 2024	NA	NA	NA	NA	NA
2024 - 2025	NA	NA	NA	NA	NA

Girls Lacrosse	Participants	Revenues	School Contribution	Expenses	Funding the SCHOOL Devoted per Student
2021 - 2022	NA	NA	NA	NA	NA
2022 - 2023	NA	NA	NA	NA	NA
2023 - 2024	NA	NA	NA	NA	NA
2024 - 2025	NA	NA	NA	NA	NA

Boys Soccer	Participants	Revenues	School Contribution	Expenses	Funding the SCHOOL Devoted per Student
2021 - 2022	26	\$3,120.00	\$5,738.85	-\$10,140.20	\$220.73
2022 - 2023	46	\$7,090.00	\$4,118.33	-\$10,202.53	\$89.53
2023 - 2024	32	\$11,544.33	\$1,721.75	-\$16,490.59	\$53.80
2024 - 2025	44	\$13,781.96	\$7,700.00	-\$25,875.98	\$175.00

Girls Soccer	Participants	Revenues	School Contribution	Expenses	Funding the SCHOOL Devoted per Student
2021 - 2022	28	\$3,457.25	\$4,895.97	-\$11,000.68	\$174.86
2022 - 2023	33	\$3,193.00	\$4,796.76	-\$8,377.51	\$145.36
2023 - 2024	29	\$3,742.50	\$5,267.15	-\$9,283.30	\$181.63
2024 - 2025	23	\$7,291.83	\$2,060.00	-\$11,566.02	\$89.57

Softball	Participants	Revenues	School Contribution	Expenses	Funding the SCHOOL Devoted per Student
2021 - 2022	21	\$15,859.76	\$4,903.69	-\$14,079.84	\$233.51
2022 - 2023	18	\$20,282.36	\$7,200.81	-\$22,609.26	\$400.05
2023 - 2024	20	\$15,450.33	\$5,602.21	-\$21,751.78	\$280.11
2024 - 2025	15	\$8,928.39	\$7,780.00	-\$24,080.45	\$518.67

Boys Swim*	Participants	Revenues	School Contribution	Expenses	Funding the SCHOOL Devoted per Student
2021 - 2022	23	\$23,504.03	\$4,187.50	-\$32,581.54	\$82.10
2022 - 2023	23	\$18,077.50	\$4,865.02	-\$34,667.59	\$128.03
2023 - 2024	31	\$14,451.22	\$3,346.53	-\$16,984.83	\$77.83
2024 - 2025	29	\$21,096.83	\$1,934.92	-\$36,633.38	\$47.19

Girls Swim*	Participants	Revenues	School Contribution	Expenses	Funding the SCHOOL Devoted per Student
2021 - 2022	28	\$23,504.03	\$4,187.50	-\$32,581.54	\$82.10
2022 - 2023	15	\$18,077.50	\$4,865.02	-\$34,667.59	\$128.03
2023 - 2024	13	\$14,451.22	\$3,346.53	-\$16,984.83	\$77.83
2024 - 2025	12	\$21,096.83	\$1,934.92	-\$36,633.38	\$47.19

Boys Tennis	Participants	Revenues	School Contribution	Expenses	Funding the SCHOOL Devoted per Student
2021 - 2022	14	\$7,345.00	\$1,505.37	-\$5,847.83	\$107.53
2022 - 2023	15	\$6,018.50	\$0.00	-\$10,841.22	\$0.00
2023 - 2024	10	\$2,337.00	\$700.00	-\$3,694.06	\$70.00
2024 - 2025	11	\$3,443.86	\$760.00	-\$6,292.76	\$69.09

Girls Tennis	Participants	Revenues	School Contribution	Expenses	Funding the SCHOOL Devoted per Student
2021 - 2022	16	\$5,279.00	\$1,981.44	-\$7,356.41	\$123.84
2022 - 2023	13	\$8,376.33	\$277.00	-\$7,604.00	\$21.31
2023 - 2024	12	\$3,184.50	\$45.00	-\$6,074.91	\$3.75
2024 - 2025	14	\$2,326.78	\$768.00	-\$5,003.69	\$54.86

Boys Track & Field*	Participants	Revenues	School Contribution	Expenses	Funding the SCHOOL Devoted per Student
2021 - 2022	50	\$7,947.45	\$4,981.32	-\$14,473.70	\$96.92
2022 - 2023	37	\$10,662.35	\$3,965.87	-\$9,295.29	\$60.09
2023 - 2024	33	\$11,752.91	\$2,745.62	-\$13,857.04	\$46.54
2024 - 2025	56	\$19,688.13	\$3,480.00	-\$25,115.07	\$31.64

Girls Track & Field*	Participants	Revenues	School Contribution	Expenses	Funding the SCHOOL Devoted per Student
2021 - 2022	29	\$7,947.45	\$4,981.32	-\$14,473.70	\$96.92
2022 - 2023	29	\$10,662.35	\$3,965.87	-\$9,295.29	\$60.09
2023 - 2024	26	\$11,752.91	\$2,745.62	-\$13,857.04	\$46.54
2024 - 2025	26	\$19,688.13	\$3,480.00	-\$25,115.07	\$31.64

Boys Volleyball	Participants	Revenues	School Contribution	Expenses	Funding the SCHOOL Devoted per Student
2021 - 2022	NA	NA	NA	NA	NA
2022 - 2023	NA	NA	NA	NA	NA
2023 - 2024	27	\$5,317.00	\$8,824.79	-\$16,235.42	\$326.84
2024 - 2025	24	\$5,883.00	\$2,086.00	-\$11,177.39	\$86.92

Girls Volleyball	Participants	Revenues	School Contribution	Expenses	Funding the SCHOOL Devoted per Student
2021 - 2022	28	\$3,057.00	\$4,4		

KEARNS HIGH SCHOOL

Are competitive facilities for boys and girls teams available to male and female athletes on an equivalent basis?	
4	Competitive facilities for boys and girls teams are available to male and female athletes on an equivalent basis.
3	Competitive facilities for boys and girls teams are available to male and female athletes most of the time.
2	Competitive facilities for boys and girls teams are available to male and female athletes some of the time.
1	Competitive facilities for boys and girls teams are rarely available to male and female athletes.
4	Yes

Are practice facilities for boys and girls teams available to male and female athletes on an equivalent basis?	
4	All practice facilities for boys and girls teams are available to male and female athletes on an equivalent basis.
3	Practice facilities for boys and girls teams are available to male and female athletes most of the time.
2	Practice facilities for boys and girls teams are available to male and female athletes some of the time.
1	Practice facilities for boys and girls teams are rarely available to male and female athletes on an equivalent basis.
3	Due to an outside sponsor relationship, the softball and baseball fields are not of equal quality. The boys' wrestling room and the girls' wrestling room are not equal.

Provide a detailed description of the school's efforts in Title IX compliance for any scores of 3 or less on the above rubrics.	
<p>The discrepancies between softball and baseball are out of our control. The discrepancies between boys' and girls' wrestling practice facilities are being remedied this summer. Both will have a practice facility of equal quality.</p> <p>The discrepancies between boys' and girls' practice facilities are due to the availability to practice on a high-quality surface. Boys' soccer has unlimited access to a turf field with lights, while the girls have limited access due to football. The girls play their games on a field with no lights and a surface that is frequently dry, hard, and dead.</p>	

Are competitive facilities for boys and girls teams of equivalent quality?	
4	All competitive facilities for boys and girls teams are of equivalent quality.
3	Most competitive facilities for boys and girls teams are of equivalent quality.
2	Some of the competitive facilities for boys and girls teams are of equivalent quality.
1	Very little, if any, of the competitive facilities for boys and girls teams are of equivalent quality.
3	Due to an outside sponsor relationship, the softball and baseball fields are not of equal quality. Boys' and girls' soccer do not have equal access to a competitive facility that is an equivalent quality.

If teams have to share their practice facility with other activities, such as intramural sports or PE classes, does it happen to both boys and girls teams?	
4	Both boys and girls teams share their practice facility with other activities.
3	Either the boys or the girls teams share their practice facility slightly more than the other.
2	Either the boys or the girls teams share their practice facility more than the other.
1	Either the boys or the girls teams share their practice facility. The other rarely shares their facility.
4	Yes

If there is a discrepancy between male-designated and female-designated sports of 10% or greater, provide an action plan to address the discrepancy.	
Yes	<p>22.5%. We are addressing the discrepancy in the following ways:</p> <ul style="list-style-type: none"> Connecting with the Jr. Highs during intramurals to create relationships with incoming athletes. Providing girls equal access to strength and conditioning classes. This allows for relationships to be built and girls to be open to playing multiple sports. A girls' athletics Instagram page to highlight our athletes and bring notice to our programs.

Are practice facilities for boys and girls teams of equivalent quality?	
4	Practice facilities for boys and girls teams are of equivalent quality.
3	Practice facilities for boys and girls teams are close to being equivalent in quality.
2	Some of the practice facilities for boys and girls teams are equivalent in quality.
1	Very little, if any, of the practice facilities for boys and girls are equivalent in quality.
4	Yes

If any teams have to be "bumped" out of their scheduled facility, does it happen to both boys' and girls' teams?	
4	Both boys and girls are "bumped" out of their scheduled facility on an equal basis.
3	Either the boys or the girls teams are "bumped" slightly more than the other.
2	Either the boys or the girls teams are "bumped" more than the other.
1	Just the boys or the girls teams are always "bumped" while the other is never altered.
4	Yes

OLYMPUS HIGH SCHOOL

Interscholastic Sports Offered	Boys Basketball	Girls Basketball	Baseball	Cheer	Boys Cross Country	Girls Cross Country	Drill Team	Football	Boys Golf	Girls Golf	Boys Lacrosse	Girls Lacrosse	Boys Soccer	Girls Soccer	Softball	Boys Swim	Girls Swim	Boys Tennis	Girls Tennis	Boys Track & Field	Girls Track & Field	Boys Volleyball	Girls Volleyball	Boys Wrestling	Girls Wrestling
2021 - 2022	Yes	Yes	Yes	Yes	Yes	Yes	NA	coed	Yes	Yes	Yes	Yes	Yes	Yes	Yes	Yes	Yes	Yes	Yes	Yes	Yes	NA	Yes	Yes	Yes
2022 - 2023	Yes	Yes	Yes	Yes	Yes	Yes	NA	coed	Yes	Yes	Yes	Yes	Yes	Yes	Yes	Yes	Yes	Yes	Yes	Yes	Yes	NA	Yes	Yes	Yes
2023 - 2024	Yes	Yes	Yes	Yes	Yes	Yes	Yes	Yes	Yes	Yes	Yes	Yes	Yes	Yes	Yes	Yes	Yes	Yes	Yes	Yes	Yes	Yes	Yes	Yes	Yes
2024 - 2025	Yes	Yes	Yes	Yes	Yes	Yes	Yes	Yes	Yes	Yes	Yes	Yes	Yes	Yes	Yes	Yes	Yes	Yes	Yes	Yes	Yes	Yes	Yes	Yes	Yes

Enrollment	Male Enrollment	Female Enrollment
2021 -2022	2130	1068
2022 - 2023	2121	1061
2023 - 2024	2173	1045
2024 - 2025	2108	1029

Number of Interscholastic Sports Offered to Boys	
2021 -2022	11
2022 - 2023	11
2023 - 2024	12
2024 - 2025	12

Number of Interscholastic Sports Offered to Girls	
2021 -2022	13
2022 - 2023	13
2023 - 2024	13
2024 - 2025	13

Total Number of Students Participating in Single-sex Interscholastic Sports	
2021 -2022	840
2022 - 2023	837
2023 - 2024	1000
2024 - 2025	978

Total Number of Boys Participating in Single-sex Interscholastic Sports	
2021 -2022	502
2022 - 2023	452
2023 - 2024	553
2024 - 2025	526

Total Number of Girls Participating in Single-Sex Interscholastic Sports	
2021 -2022	338
2022 - 2023	385
2023 - 2024	447
2024 - 2025	452

Boys Basketball	Participants	Revenues	School Contribution	Expenses	Funding the SCHOOL Devoted per Student
2021 - 2022	44	\$85,373.01	\$2,504.69	-\$79,666.74	\$56.92
2022 - 2023	49	\$70,698.78	\$14,087.18	-\$89,983.07	\$287.49
2023 - 2024	44	\$76,244.30	\$490.16	-\$93,089.86	\$11.14
2024 - 2025	42	\$75,594.06	\$3,089.91	-\$83,364.29	\$73.57

Girls Basketball	Participants	Revenues	School Contribution	Expenses	Funding the SCHOOL Devoted per Student
2021 - 2022	36	\$28,710.60	\$11,390.70	-\$50,463.36	\$316.41
2022 - 2023	29	\$36,963.76	\$16,177.75	-\$44,689.58	\$557.85
2023 - 2024	27	\$35,609.38	\$9,413.93	-\$54,565.79	\$348.66
2024 - 2025	23	\$36,862.71	\$15,219.31	-\$48,188.03	\$661.71

Baseball	Participants	Revenues	School Contribution	Expenses	Funding the SCHOOL Devoted per Student
2021 - 2022	48	\$43,990.00	\$11,516.53	-\$66,320.50	\$239.93
2022 - 2023	36	\$60,002.87	\$9,073.14	-\$67,948.66	\$252.03
2023 - 2024	43	\$52,521.90	\$5,072.75	-\$62,984.33	\$117.97
2024 - 2025	47	\$73,935.00	\$7,695.20	-\$79,504.27	\$163.73

Cheer	Participants	Revenues	School Contribution	Expenses	Funding the SCHOOL Devoted per Student
2021 - 2022	48	\$149,135.89	\$14,715.47	-\$140,961.60	\$306.57
2022 - 2023	37	\$137,832.96	\$12,353.21	-\$151,826.02	\$333.87
2023 - 2024	46	\$196,069.75	\$4,971.01	-\$196,352.82	\$108.07
2024 - 2025	43	\$181,123.55	\$10,656.21	-\$169,049.58	\$247.82

Boys Cross Country*	Participants	Revenues	School Contribution	Expenses	Funding the SCHOOL Devoted per Student
2021 - 2022	39	\$8,299.03	\$3,727.50	-\$11,454.69	\$55.63
2022 - 2023	36	\$9,139.60	\$4,020.50	-\$12,481.37	\$71.79
2023 - 2024	29	\$14,262.21	\$2,533.74	-\$17,504.36	\$41.54
2024 - 2025	26	\$22,027.39	\$200.00	-\$24,149.09	\$3.57

Girls Cross Country*	Participants	Revenues	School Contribution	Expenses	Funding the SCHOOL Devoted per Student
2021 - 2022	28	\$39.00	\$8,299.03	\$3,727.50	-\$11,454.69
2022 - 2023	20	\$36.00	\$9,139.60	\$4,020.50	-\$12,481.37
2023 - 2024	32	\$14,262.21	\$2,533.74	-\$17,504.36	\$41.54
2024 - 2025	30	\$22,027.39	\$200.00	-\$24,149.09	\$3.57

Drill Team	Participants	Revenues	School Contribution	Expenses	Funding the SCHOOL Devoted per Student
2021 - 2022	NA	NA	NA	NA	NA
2022 - 2023	NA	NA	NA	NA	NA
2023 - 2024	18	\$96,450.95	\$2,229.99	-\$116,653.68	\$123.89
2024 - 2025	33	\$163,909.20	\$0.00	-\$113,597.16	\$0.00

Football	Participants	Revenues	School Contribution	Expenses	Funding the SCHOOL Devoted per Student
2021 - 2022	136	\$162,606.31	-\$9,967.94	-\$157,997.09	-\$73.29
2022 - 2023	140	\$165,770.13	-\$14,873.69	-\$148,882.25	-\$106.24
2023 - 2024	121	\$204,387.94	-\$35,615.12	-\$102,192.99	-\$294.34
2024 - 2025	95	\$173,184.60	-\$42,078.73	-\$156,544.61	-\$442.93

Boys Golf	Participants	Revenues	School Contribution	Expenses	Funding the SCHOOL Devoted per Student
2021 - 2022	30	\$21,840.00	\$0.00	-\$18,759.00	\$0.00
2022 - 2023	21	\$15,720.00	\$300.00	-\$19,925.46	\$14.29
2023 - 2024	15	\$15,000.00	\$300.00	-\$26,712.41	\$20.00
2024 - 2025	18	\$29,820.00	\$500.00	-\$29,081.86	\$27.78

Girls Golf	Participants	Revenues	School Contribution	Expenses	Funding the SCHOOL Devoted per Student
2021 - 2022	25	\$10,350.00	\$0.00	-\$15,605.42	\$0.00
2022 - 2023	28	\$10,800.00	\$4,989.93	-\$12,461.85	\$178.21
2023 - 2024	22	\$15,000.00	\$0.00	-\$10,480.50	\$0.00
2024 - 2025	21	\$14,750.00	\$0.00	-\$10,358.77	\$0.00

Boys Lacrosse	Participants	Revenues	School Contribution	Expenses	Funding the SCHOOL Devoted per Student
2021 - 2022	67	\$59,077.75	\$10,163.81	-\$62,149.94	\$151.70
2022 - 2023	69	\$19,965.00	\$11,281.58	-\$43,843.48	\$163.50
2023 - 2024	70	\$56,724.12	\$8,294.12	-\$65,639.18	\$118.49
2024 - 2025	78	\$57,984.38	\$5,277.00	-\$52,942.55	\$67.65

Girls Lacrosse	Participants	Revenues	School Contribution	Expenses	Funding the SCHOOL Devoted per Student
2021 - 2022	34	\$32,640.00	\$3,438.13	-\$34,880.46	\$101.12
2022 - 2023	36	\$20,958.00	\$4,168.12	-\$73,254.40	\$115.78
2023 - 2024	41	\$47,775.28	\$4,130.05	-\$16,575.08	\$100.73
2024 - 2025	47	\$47,255.80	\$4,366.25	-\$63,253.53	\$92.90

Boys Soccer	Participants	Revenues	School Contribution	Expenses	Funding the SCHOOL Devoted per Student
2021 - 2022	59	\$25,497.56	\$11,435.53	-\$36,031.26	\$193.82
2022 - 2023	76	\$38,230.17	\$13,848.62	-\$34,192.91	\$182.22
2023 - 2024	56	\$22,012.92	\$5,081.00	-\$37,717.38	\$90.73
2024 - 2025	65	\$33,886.83	\$7,609.50	-\$43,314.21	\$117.07

Girls Soccer	Participants	Revenues	School Contribution	Expenses	Funding the SCHOOL Devoted per Student
2021 - 2022	53	\$23,140.00	\$12,296.41	-\$41,330.02	\$232.01
2022 - 2023	63	\$38,230.17	\$13,848.62	-\$34,192.91	\$219.82
2023 - 2024	76	\$22,780.94	\$13,346.34	-\$35,393.49	\$175.61
2024 - 2025	67	\$32,645.00	\$11,937.10	-\$37,993.33	\$178.17

Softball	Participants	Revenues	School Contribution	Expenses	Funding the SCHOOL Devoted per Student
2021 - 2022	19	\$18,275.09	\$5,913.61	-\$19,635.07	\$311.24
2022 - 2023	19	\$16,127.34	\$19,964.14	\$10,375.06	\$1,050.74
2023 - 2024	18	\$26,261.50	\$3,194.37	-\$30,051.78	\$177.47
2024 - 2025	18	\$21,205.00	\$2,409.25	-\$28,062.63	\$133.85

Boys Swim*	Participants	Revenues	School Contribution	Expenses	Funding the SCHOOL Devoted per Student
2021 - 2022	23	\$15,038.38	\$4,632.75	-\$22,412.96	\$105.28
2022 - 2023	28	\$19,009.71	\$5,883.80	-\$21,732.18	\$95.40
2023 - 2024	34	\$22,718.34	\$7,699.95	-\$37,445.94	\$122.22
2024 - 2025	29	\$22,264.89	\$5,723.03	-\$25,605.36	\$92.31

Girls Swim*	Participants	Revenues	School Contribution	Expenses	Funding the SCHOOL Devoted per Student
2021 - 2022	21	\$15,038.38	\$4,632.75	-\$22,412.96	\$105.28
2022 - 2023	34	\$19,009.71	\$5,883.80	-\$21,732.18	\$95.40
2023 - 2024	29	\$22,718.34	\$7,699.95	-\$37,445.94	\$122.22
2024 - 2025	33	\$22,264.89	\$5,723.03	-\$25,605.36	\$92.31

Boys Tennis	Participants	Revenues	School Contribution	Expenses	Funding the SCHOOL Devoted per Student
2021 - 2022	21	\$5,496.55	\$1,584.00	-\$11,162.71	\$75.43
2022 - 2023	21	\$13,056.00	\$310.00	-\$15,100.41	\$14.76
2023 - 2024	22	\$10,140.00	\$724.00	-\$11,592.58	\$32.91
2024 - 2025	16	\$12,980.00	\$4,000.00	-\$14,532.32	\$250.00

Girls Tennis	Participants	Revenues	School Contribution	Expenses	Funding the SCHOOL Devoted per Student
2021 - 2022	53	\$13,761.00	\$873.50	-\$14,225.11	\$16.48
2022 - 2023	28	\$18,125.19	\$4,364.90	-\$24,665.95	\$155.89
2023 - 2024	29	\$19,970.00	\$2,268.48	-\$16,801.14	\$78.22
2024 - 2025	28	\$25,692.00	\$2,600.98	-\$16,046.14	9289.21%

Boys Track & Field*	Participants	Revenues	School Contribution	Expenses	Funding the SCHOOL Devoted per Student
2021 - 2022	53	\$17,832.13	\$6,663.50	-\$21,499.13	\$64.07
2022 - 2023	60	\$22,668.06	\$2,800.00	-\$17,905.31	\$25.93
2023 - 2024	56	\$23,086.12	\$2,200.00	-\$32,060.91	\$18.97
2024 - 2025	43	\$29,029.81	\$4,016.00	-\$40,506.56	\$39.37

Girls Track & Field*	Participants	Revenues	School Contribution	Expenses	Funding the SCHOOL Devoted per Student
2021 - 2022	51	\$17,832.13	\$6,663.50	-\$21,499.13	\$64.07
2022 - 2023	48	\$22,668.06	\$2,800.00	-\$17,905.31	\$25.93
2023 - 2024	60	\$23,086.12	\$2,200.00	-\$32,060.91	\$18.97
2024 - 2025	59	\$29,029.81	\$4,016.00	-\$40,506.56	\$39.37

Boys Volleyball	Participants	Revenues	School Contribution	Expenses	Funding the SCHOOL Devoted per Student
2021 - 2022	NA	NA	NA	NA	NA
2022 - 2023	NA	NA	NA	NA	NA
2023 - 2024	28				

OLYMPUS HIGH SCHOOL

Are competitive facilities for boys and girls teams available to male and female athletes on an equivalent basis?	
4	Competitive facilities for boys and girls teams are available to male and female athletes on an equivalent basis.
3	Competitive facilities for boys and girls teams are available to male and female athletes most of the time.
2	Competitive facilities for boys and girls teams are available to male and female athletes some of the time.
1	Competitive facilities for boys and girls teams are rarely available to male and female athletes.
4	We work really hard to make sure that our girls' teams have the same access to facilities that our boys do.

Are practice facilities for boys and girls teams available to male and female athletes on an equivalent basis?	
4	All practice facilities for boys and girls teams are available to male and female athletes on an equivalent basis.
3	Practice facilities for boys and girls teams are available to male and female athletes most of the time.
2	Practice facilities for boys and girls teams are available to male and female athletes some of the time.
1	Practice facilities for boys and girls teams are rarely available to male and female athletes on an equivalent basis.
4	same as previously stated

Provide a detailed description of the school's efforts in Title IX compliance for any scores of 3 or less on the above rubrics.	
N/A	

Are competitive facilities for boys and girls teams of equivalent quality?	
4	All competitive facilities for boys and girls teams are of equivalent quality.
3	Most competitive facilities for boys and girls teams are of equivalent quality.
2	Some of the competitive facilities for boys and girls teams are of equivalent quality.
1	Very little, if any, of the competitive facilities for boys and girls teams are of equivalent quality.
4	Same gyms, same fields

If teams have to share their practice facility with other activities, such as intramural sports or PE classes, does it happen to both boys and girls teams?	
4	Both boys' and girls' teams share their practice facility with other activities.
3	Either the boys or the girls teams share their practice facility slightly more than the other.
2	Either the boys or the girls teams share their practice facility more than the other.
1	Either the boys or the girls' teams share their practice facility. The other rarely shares their facility.
4	Teams get bumped for a variety of reasons, and it happens to boys basketball, girls basketball, soccer, track, etc No team is singled out.

If there is a discrepancy between male-designated and female-designated sports of 10% or greater, provide an action plan to address the discrepancy.	
No	7.49%

Are practice facilities for boys and girls teams of equivalent quality?	
4	Practice facilities for boys and girls teams are of equivalent quality.
3	Practice facilities for boys and girls teams are of close equivalent quality.
2	Some of the practice facilities for boys and girls teams are equivalent in quality.
1	Very little, if any, of the practice facilities for boys and girls are equivalent in quality.
4	Same fields, courts, gyms, etc...

If any teams have to be "bumped" out of their scheduled facility, does it happen to both boys' and girls' teams?	
4	Both boys and girls are "bumped" out of their scheduled facility on an equal basis.
3	Either the boys or the girls teams are "bumped" slightly more than the other.
2	Either the boys or the girls teams are "bumped" more than the other.
1	Just the boys or the girls teams are always "bumped" while the other is never altered.
4	Same

SKYLINE HIGH SCHOOL

Interscholastic Sports Offered	Boys Basketball	Girls Basketball	Baseball	Cheer	Boys Cross Country	Girls Cross Country	Drill Team	Football	Boys Golf	Girls Golf	Boys Lacrosse	Girls Lacrosse	Boys Soccer	Girls Soccer	Softball	Boys Swim	Girls Swim	Boys Tennis	Girls Tennis	Boys Track & Field	Girls Track & Field	Boys Volleyball	Girls Volleyball	Boys Wrestling	Girls Wrestling
2021 - 2022	Yes	Yes	Yes	Yes	Yes	Yes	No	Yes	Yes	Yes	Yes	Yes	Yes	Yes	Yes	Yes	Yes	Yes	Yes	Yes	Yes	Yes	Yes	Yes	Yes
2022 - 2023	Yes	Yes	Yes	Yes	Yes	Yes	No	Yes	Yes	Yes	Yes	Yes	Yes	Yes	Yes	Yes	Yes	Yes	Yes	Yes	Yes	Yes	Yes	Yes	Yes
2023 - 2024	Yes	Yes	Yes	COED	Yes	Yes	No	Yes	Yes	Yes	Yes	Yes	Yes	Yes	Yes	Yes	Yes	Yes	Yes	Yes	Yes	Yes	Yes	Yes	Yes
2024 - 2025	Yes	Yes	Yes	COED	Yes	Yes	No	Yes	Yes	Yes	Yes	Yes	Yes	Yes	Yes	Yes	Yes	Yes	Yes	Yes	Yes	Yes	Yes	Yes	Yes

Enrollment	Male Enrollment	Female Enrollment
2021 - 2022	2156	1150
2022 - 2023	2123	1095
2023 - 2024	2127	1072
2024 - 2025	2133	1042

Number of Interscholastic Sports Offered to Boys	
2021 - 2022	11
2022 - 2023	11
2023 - 2024	13
2024 - 2025	13

Number of Interscholastic Sports Offered to Girls	
2021 - 2022	12
2022 - 2023	12
2023 - 2024	12
2024 - 2025	12

Total Number of Students Participating in Single-sex Interscholastic Sports	
2021 - 2022	1045
2022 - 2023	1038
2023 - 2024	987
2024 - 2025	978

Total Number of Boys Participating in Single-sex Interscholastic Sports	
2021 - 2022	543
2022 - 2023	539
2023 - 2024	540
2024 - 2025	568

Total Number of Girls Participating in Single-Sex Interscholastic Sports	
2021 - 2022	502
2022 - 2023	499
2023 - 2024	447
2024 - 2025	410

Boys Basketball	Participants	Revenues	School Contribution	Expenses	Funding the SCHOOL Devoted per Student
2021 - 2022	34	\$35,724.11	-\$11,179.91	-\$36,593.53	-\$328.82
2022 - 2023	40	\$39,228.26	\$4,673.35	-\$57,347.18	\$116.83
2023 - 2024	41	\$63,395.50	-\$6,404.50	-\$66,014.55	-\$156.21
2024 - 2025	38	\$80,940.01	-\$3,956.39	-\$60,593.79	-\$104.12

Girls Basketball	Participants	Revenues	School Contribution	Expenses	Funding the SCHOOL Devoted per Student
2021 - 2022	30	\$23,399.81	-\$1,433.81	-\$28,552.07	-\$47.79
2022 - 2023	29	\$24,494.86	\$5,199.93	-\$38,725.16	\$179.31
2023 - 2024	23	\$30,858.05	\$8,627.34	-\$32,471.62	\$375.10
2024 - 2025	25	\$29,761.44	\$8,611.06	-\$29,731.92	\$344.44

Baseball	Participants	Revenues	School Contribution	Expenses	Funding the SCHOOL Devoted per Student
2021 - 2022	40	\$34,290.00	\$20,015.97	-\$32,248.55	\$500.40
2022 - 2023	25	\$28,155.47	\$4,436.37	-\$42,098.26	\$177.45
2023 - 2024	36	\$53,065.95	\$7,368.38	-\$54,166.88	\$204.68
2024 - 2025	37	\$38,682.75	\$8,778.35	-\$54,647.57	\$237.25

Cheer	Participants	Revenues	School Contribution	Expenses	Funding the SCHOOL Devoted per Student
2021 - 2022	63	\$92,415.63	\$6,682.00	-\$103,171.82	\$106.06
2022 - 2023	66	\$46,439.93	\$8,651.46	-\$121,002.15	\$131.08
2023 - 2024	53	\$97,257.77	\$10,477.98	-\$145,063.90	\$197.70
2024 - 2025	48	\$120,220.50	\$8,884.23	-\$100,056.16	\$185.09

Boys Cross Country*	Participants	Revenues	School Contribution	Expenses	Funding the SCHOOL Devoted per Student
2021 - 2022	27	\$14,802.60	\$1,026.00	-\$23,921.68	\$23.31
2022 - 2023	32	\$19,282.93	\$743.17	-\$23,998.42	\$14.86
2023 - 2024	22	\$29,917.31	\$1,170.20	-\$31,357.92	\$31.63
2024 - 2025	25	\$26,439.11	\$1,504.53	-\$26,809.40	\$34.99

Girls Cross Country*	Participants	Revenues	School Contribution	Expenses	Funding the SCHOOL Devoted per Student
2021 - 2022	17	\$14,802.60	\$1,026.00	-\$23,921.68	\$23.31
2022 - 2023	18	\$19,282.93	\$743.17	-\$23,998.42	\$14.86
2023 - 2024	15	\$29,917.31	\$1,170.20	-\$31,357.92	\$31.63
2024 - 2025	18	\$26,439.11	\$1,504.53	-\$26,809.40	\$34.99

Drill Team	Participants	Revenues	School Contribution	Expenses	Funding the SCHOOL Devoted per Student
2021 - 2022	NA	NA	NA	NA	NA
2022 - 2023	NA	NA	NA	NA	NA
2023 - 2024	NA	NA	NA	NA	NA
2024 - 2025	NA	NA	NA	NA	NA

Football	Participants	Revenues	School Contribution	Expenses	Funding the SCHOOL Devoted per Student
2021 - 2022	91	\$106,772.13	-\$15,989.09	-\$82,569.78	-\$175.70
2022 - 2023	91	\$137,536.42	-\$15,961.53	-\$151,202.54	-\$175.40
2023 - 2024	91	\$126,205.55	-\$1,774.95	-\$91,427.81	-\$19.50
2024 - 2025	78	\$158,550.11	-\$18,999.63	-\$146,344.91	-\$243.59

Boys Golf	Participants	Revenues	School Contribution	Expenses	Funding the SCHOOL Devoted per Student
2021 - 2022	23	\$7,594.54	\$910.69	-\$9,786.25	\$39.60
2022 - 2023	25	\$10,016.68	\$850.00	-\$12,342.63	\$34.00
2023 - 2024	23	\$10,305.00	\$1,629.22	-\$20,741.57	\$70.84
2024 - 2025	37	\$18,564.00	\$2,503.14	-\$16,378.70	\$67.65

Girls Golf	Participants	Revenues	School Contribution	Expenses	Funding the SCHOOL Devoted per Student
2021 - 2022	35	\$15,740.08	\$1,476.00	-\$14,643.27	\$42.17
2022 - 2023	41	\$15,595.88	\$1,250.00	-\$26,200.39	\$30.49
2023 - 2024	41	\$20,450.00	\$2,529.32	-\$24,446.92	\$61.69
2024 - 2025	43	\$22,080.00	\$2,050.00	-\$30,947.80	\$47.67

Boys Lacrosse	Participants	Revenues	School Contribution	Expenses	Funding the SCHOOL Devoted per Student
2021 - 2022	59	\$23,535.00	\$3,001.00	-\$39,646.37	\$50.86
2022 - 2023	62	\$55,357.95	\$4,677.95	-\$44,379.40	\$75.45
2023 - 2024	66	\$97,446.61	\$4,728.84	-\$95,015.11	\$71.65
2024 - 2025	63	\$83,247.14	\$4,155.68	-\$75,294.44	\$65.96

Girls Lacrosse	Participants	Revenues	School Contribution	Expenses	Funding the SCHOOL Devoted per Student
2021 - 2022	42	\$13,299.64	\$4,388.04	-\$18,367.75	\$104.48
2022 - 2023	38	\$17,275.00	\$4,768.22	-\$22,719.85	\$125.48
2023 - 2024	45	\$22,355.41	\$4,753.82	-\$11,035.79	\$105.64
2024 - 2025	44	\$18,557.44	\$4,012.80	-\$19,067.15	\$91.20

Boys Soccer	Participants	Revenues	School Contribution	Expenses	Funding the SCHOOL Devoted per Student
2021 - 2022	82	\$40,720.42	\$3,306.00	-\$38,969.82	\$40.32
2022 - 2023	57	\$35,657.50	\$2,632.00	-\$40,303.89	\$46.18
2023 - 2024	56	\$25,314.55	\$5,180.53	-\$30,034.47	\$92.51
2024 - 2025	60	\$47,424.88	\$5,106.96	-\$44,214.67	\$85.12

Girls Soccer	Participants	Revenues	School Contribution	Expenses	Funding the SCHOOL Devoted per Student
2021 - 2022	71	\$31,391.81	\$5,655.00	-\$37,568.73	\$79.65
2022 - 2023	59	\$32,179.40	\$5,258.01	-\$54,015.65	\$89.12
2023 - 2024	60	\$55,259.47	\$5,505.19	-\$56,900.35	\$91.75
2024 - 2025	55	\$33,151.00	\$6,492.08	-\$32,777.22	\$118.04

Softball	Participants	Revenues	School Contribution	Expenses	Funding the SCHOOL Devoted per Student
2021 - 2022	24	\$18,140.00	\$6,921.00	-\$23,596.32	\$288.38
2022 - 2023	25	\$22,277.50	\$5,213.28	-\$25,017.50	\$208.53
2023 - 2024	22	\$21,246.00	\$6,947.33	-\$25,740.35	\$315.79
2024 - 2025	29	\$24,314.00	\$6,766.73	-\$29,702.74	\$233.34

Boys Swim*	Participants	Revenues	School Contribution	Expenses	Funding the SCHOOL Devoted per Student
2021 - 2022	63	\$13,839.00	\$35,446.00	-\$17,754.24	\$28.37
2022 - 2023	63	\$15,358.00	\$3,092.36	-\$21,322.21	\$30.32
2023 - 2024	43	\$12,998.00	\$5,037.68	-\$22,659.75	\$61.44
2024 - 2025	41	\$15,460.00	\$3,013.37	-\$23,066.00	\$37.67

Girls Swim*	Participants	Revenues	School Contribution	Expenses	Funding the SCHOOL Devoted per Student
2021 - 2022	62	\$13,839.00	\$35,446.00	-\$17,754.24	\$28.37
2022 - 2023	39	\$15,358.00	\$3,092.36	-\$21,322.21	\$30.32
2023 - 2024	39	\$12,998.00	\$5,037.68	-\$22,659.75	\$61.44
2024 - 2025	39	\$15,460.00	\$3,013.37	-\$23,066.00	\$37.67

Boys Tennis	Participants	Revenues	School Contribution	Expenses	Funding the SCHOOL Devoted per Student
2021 - 2022	31	\$5,042.00	\$1,156.00	-\$7,433.37	\$37.29
2022 - 2023	27	\$7,285.00	\$785.89	-\$9,472.18	\$29.11
2023 - 2024	34	\$10,215.00	\$1,140.75	-\$9,815.46	\$33.55
2024 - 2025	37	\$13,367.00	\$381.50	-\$14,026.41	\$10.31

Girls Tennis	Participants	Revenues	School Contribution	Expenses	Funding the SCHOOL Devoted per Student
2021 - 2022	71	\$18,388.00	\$891.00	-\$26,110.39	\$12.55
2022 - 2023	75	\$23,402.00	\$1,252.84	-\$7,624.95	\$16.70
2023 - 2024	80	\$18,459.00	\$1,430.00	-\$25,788.63	\$17.88
2024 - 2025	39	\$29,745.57	\$968.13	-\$2,934.03	\$24.82

Boys Track & Field*	Participants	Revenues	School Contribution	Expenses	Funding the SCHOOL Devoted per Student
2021 - 2022	101	\$37,456.20	\$12,266.00	-\$35,195.10	\$72.58
2022 - 2023	96	\$52,697.50	\$5,000.21	-\$59,318.62	\$32.05
2023 - 2024	70	\$49,272.90	\$4,765.61	-\$48,416.89	\$33.33
2024 - 2025	72	\$55,231.80	\$4,051.30	-\$55,674.88	\$30.93

Girls Track & Field*	Participants	Revenues	School Contribution	Expenses	Funding the SCHOOL Devoted per Student
2021 - 2022	68	\$37,456.20	\$12,266.00	-\$35,195.10	\$72.58
2022 - 2023	60	\$52,697.50	\$5,000.21	-\$59,318.62	\$32.05
2023 - 2024	73	\$49,272.90	\$4,765.61	-\$48,416.89	\$33.33
2024 - 2025	59	\$55,231.80	\$4,051.30	-\$55,674.88	\$30.93

Boys Volleyball	Participants	Revenues	School Contribution	Expenses	Funding the SCHOOL Devoted per Student
2021 - 2022	NA	NA	NA	NA	NA
2022 - 2023	NA	NA	NA	NA	NA
2023 - 2024	30	\$18,800.00	\$1,973.67	-\$34,955.28	\$65.79

SKYLINE HIGH SCHOOL

Are competitive facilities for boys and girls teams available to male and female athletes on an equivalent basis?	
4	Competitive facilities for boys and girls teams are available to male and female athletes on an equivalent basis.
3	Competitive facilities for boys and girls teams are available to male and female athletes most of the time.
2	Competitive facilities for boys and girls teams are available to male and female athletes some of the time.
1	Competitive facilities for boys and girls teams are rarely available to male and female athletes.
4	Everything is equal, and in most cases, boys and girls share the same facility. Baseball and softball are the only sports that have their own venue.

Are practice facilities for boys and girls teams available to male and female athletes on an equivalent basis?	
4	All practice facilities for boys and girls teams are available to male and female athletes on an equivalent basis.
3	Practice facilities for boys and girls teams are available to male and female athletes most of the time.
2	Practice facilities for boys and girls teams are available to male and female athletes some of the time.
1	Practice facilities for boys and girls teams are rarely available to male and female athletes on an equivalent basis.
4	Everything is equal and in most cases, boys and girls share the same facility. Baseball and softball are the only sports that have their own venue.

Provide a detailed description of the school's efforts in Title IX compliance for any scores of 3 or less on the above rubrics.	
No scores of 3 or less	

Are competitive facilities for boys and girls teams of equivalent quality?	
4	All competitive facilities for boys and girls teams are of equivalent quality.
3	Most competitive facilities for boys and girls teams are of equivalent quality.
2	Some of the competitive facilities for boys and girls teams are of equivalent quality.
1	Very little, if any, of the competitive facilities for boys and girls teams are of equivalent quality.
4	Everything is equal, and in most cases, boys and girls share the same facility. Baseball and softball are the only sports that have their own venue.

If teams have to share their practice facility with other activities, such as intramural sports or PE classes, does it happen to both boys and girls teams?	
4	Both boys' and girls' teams share their practice facility with other activities.
3	Either the boys or the girls teams share their practice facility slightly more than the other.
2	Either the boys or the girls teams share their practice facility more than the other.
1	Either the boys or the girls' teams share their practice facility. The other rarely shares their facility.
4	We bump varsity for sub-varsity, but that's usually it. If it's between boys and girls, we look at it equally.

If there is a discrepancy between male-designated and female-designated sports of 10% or greater, provide an action plan to address the discrepancy.	
Yes	16.15%: We will continue to highlight our women's sports on social media. We will work with Wasatch and Churchill, working to build excitement for our women's athletics for the incoming freshmen.

Are practice facilities for boys and girls teams of equivalent quality?	
4	Practice facilities for boys and girls teams are of equivalent quality.
3	Practice facilities for boys and girls teams are close to being equivalent in quality.
2	Some of the practice facilities for boys and girls teams are equivalent in quality.
1	Very little, if any, of the practice facilities for boys and girls are equivalent in quality.
4	Everything is equal, and in most cases, boys and girls share the same facility. Baseball and softball are the only sports that have their own venue.

If any teams have to be "bumped" out of their scheduled facility, does it happen to both boys' and girls' teams?	
4	Both boys and girls are "bumped" out of their scheduled facility on an equal basis.
3	Either the boys or the girls teams are "bumped" slightly more than the other.
2	Either the boys or the girls teams are "bumped" more than the other.
1	Just the boys or the girls teams are always "bumped" while the other is never altered.
4	Girls' basketball shared with cheer last year; boys' basketball shared with cheer this year; we are rotating every year, moving forward.

TAYLORSVILLE HIGH SCHOOL

Interscholastic Sports Offered	Boys Basketball	Girls Basketball	Baseball	Cheer	Boys Cross Country	Girls Cross Country	Drill Team	Football	Boys Golf	Girls Golf	Boys Lacrosse	Girls Lacrosse	Boys Soccer	Girls Soccer	Softball	Boys Swim	Girls Swim	Boys Tennis	Girls Tennis	Boys Track & Field	Girls Track & Field	Boys Volleyball	Girls Volleyball	Boys Wrestling	Girls Wrestling
2021 - 2022	Yes	Yes	Yes	Yes	Yes	Yes	Yes	coed	Yes	Yes	NA	NA	Yes	Yes	Yes	Yes	Yes	Yes	Yes	Yes	Yes	Yes	Yes	Yes	Yes
2022 - 2023	Yes	Yes	Yes	Yes	Yes	Yes	Yes	coed	Yes	Yes	NA	NA	Yes	Yes	Yes	Yes	Yes	Yes	Yes	Yes	Yes	NA	Yes	Yes	Yes
2023 - 2024	Yes	Yes	Yes	COED	Yes	Yes	Yes	coed	Yes	Yes	NA	NA	Yes	Yes	Yes	Yes	Yes	Yes	Yes	Yes	Yes	NA	Yes	Yes	Yes
2024 - 2025	Yes	Yes	Yes	COED	Yes	Yes	Yes	Yes	Yes	Yes	NA	NA	Yes	Yes	Yes	Yes	Yes	Yes	Yes	Yes	Yes	Yes	Yes	Yes	Yes

Enrollment	Male Enrollment	Female Enrollment
2021 - 2022	2765	1433
2022 - 2023	2773	1437
2023 - 2024	2703	1410
2024 - 2025	2489	1272

Number of Interscholastic Sports Offered to Boys	
2021 - 2022	10
2022 - 2023	10
2023 - 2024	12
2024 - 2025	12

Number of Interscholastic Sports Offered to Girls	
2021 - 2022	13
2022 - 2023	13
2023 - 2024	13
2024 - 2025	13

Total Number of Students Participating in Single-sex Interscholastic Sports	
2021 - 2022	616
2022 - 2023	612
2023 - 2024	649
2024 - 2025	685

Total Number of Boys Participating in Single-sex Interscholastic Sports	
2021 - 2022	379
2022 - 2023	322
2023 - 2024	355
2024 - 2025	385

Total Number of Girls Participating in Single-sex Interscholastic Sports	
2021 - 2022	237
2022 - 2023	290
2023 - 2024	294
2024 - 2025	300

Boys Basketball	Participants	Revenues	School Contribution	Expenses	Funding the SCHOOL Devoted per Student
2021 - 2022	21	\$13,395.28	\$5,468.60	-\$15,551.16	\$260.41
2022 - 2023	21	\$14,607.50	\$15,853.27	-\$20,599.64	\$754.92
2023 - 2024	26	\$17,584.80	\$10,216.67	-\$33,153.88	\$392.95
2024 - 2025	25	\$22,557.00	\$13,671.90	-\$31,956.17	\$546.88

Girls Basketball	Participants	Revenues	School Contribution	Expenses	Funding the SCHOOL Devoted per Student
2021 - 2022	19	\$7,809.49	\$670.00	-\$18,547.07	\$35.26
2022 - 2023	18	\$9,030.11	\$10,670.32	-\$20,599.64	\$592.80
2023 - 2024	26	7472.31	\$1,400.00	-\$21,927.88	\$53.85
2024 - 2025	25	\$7,902.13	\$26,752.13	-\$36,287.38	\$1,070.09

Baseball	Participants	Revenues	School Contribution	Expenses	Funding the SCHOOL Devoted per Student
2021 - 2022	33	\$12,733.54	\$876.52	-\$20,779.38	\$26.56
2022 - 2023	35	\$17,318.64	\$0.00	-\$18,016.56	\$0.00
2023 - 2024	28	\$8,008.35	\$3,000.00	-\$9,491.27	\$107.14
2024 - 2025	35	\$0.00	\$3,000.00	-\$11,884.78	\$85.71

Cheer	Participants	Revenues	School Contribution	Expenses	Funding the SCHOOL Devoted per Student
2021 - 2022	38	\$61,198.18	\$5,326.00	-\$67,585.93	\$140.16
2022 - 2023	21	\$87,052.76	\$31,584.27	-\$134,228.86	\$1,504.01
2023 - 2024	35	\$63,019.77	\$15,300.00	-\$89,468.16	\$437.14
2024 - 2025	34	\$7,225.74	\$5,650.00	-\$10,030.01	\$166.18

Boys Cross Country*	Participants	Revenues	School Contribution	Expenses	Funding the SCHOOL Devoted per Student
2021 - 2022	38	\$61,198.18	\$5,326.00	-\$67,585.93	\$86.21
2022 - 2023	21	\$87,052.76	\$31,584.27	-\$134,228.86	\$121.80
2023 - 2024	28	\$0.00	-\$5,774.69	-\$2,695.73	-\$206.24
2024 - 2025	22	\$7,225.74	\$5,650.00	-\$10,030.01	\$166.18

Girls Cross Country*	Participants	Revenues	School Contribution	Expenses	Funding the SCHOOL Devoted per Student
2021 - 2022	5	\$61,198.18	\$5,326.00	-\$67,585.93	\$86.21
2022 - 2023	12	\$87,052.76	\$31,584.27	-\$134,228.86	\$121.80
2023 - 2024	10	\$0.00	-\$5,774.69	-\$2,695.73	-\$206.24
2024 - 2025	12	\$7,225.74	\$5,650.00	-\$10,030.01	\$166.18

Drill Team	Participants	Revenues	School Contribution	Expenses	Funding the SCHOOL Devoted per Student
2021 - 2022	32	\$75,582.20	\$6,326.67	-\$75,710.01	\$197.71
2022 - 2023	32	\$77,287.22	\$4,099.96	-\$80,487.39	\$128.12
2023 - 2024	29	\$87,450.67	\$0.00	-\$81,903.15	\$0.00
2024 - 2025	35	\$128,118.46	\$10,885.40	-\$108,229.23	\$311.01

Football	Participants	Revenues	School Contribution	Expenses	Funding the SCHOOL Devoted per Student
2021 - 2022	64	\$41,594.35	\$6,312.00	-\$93,305.44	\$98.63
2022 - 2023	89	\$34,992.41	\$15,401.67	-\$44,704.56	\$173.05
2023 - 2024	64	\$53,698.21	\$11,070.43	-\$82,244.55	\$172.98
2024 - 2025	75	\$53,330.12	\$21,688.00	-\$80,213.89	\$289.17

Boys Golf	Participants	Revenues	School Contribution	Expenses	Funding the SCHOOL Devoted per Student
2021 - 2022	9	\$2,420.00	\$1,000.00	-\$4,802.27	\$111.11
2022 - 2023	10	\$2,760.00	\$1,083.70	\$5,334.33	\$108.37
2023 - 2024	8	\$10,167.00	\$0.00	-\$6,725.10	\$0.00
2024 - 2025	11	\$9,177.26	\$1,530.00	-\$5,457.89	\$139.09

Girls Golf	Participants	Revenues	School Contribution	Expenses	Funding the SCHOOL Devoted per Student
2021 - 2022	11	\$2,292.20	\$199.00	-\$5,375.33	\$18.09
2022 - 2023	17	\$3,271.24	\$2,252.34	-\$5,436.33	\$132.49
2023 - 2024	8	\$2,117.80	\$500.00	-\$3,267.19	\$62.50
2024 - 2025	11	\$3,844.00	\$2,050.00	-\$4,165.46	\$186.36

Boys Lacrosse	Participants	Revenues	School Contribution	Expenses	Funding the SCHOOL Devoted per Student
2021 - 2022	NA	NA	NA	NA	NA
2022 - 2023	NA	NA	NA	NA	NA
2023 - 2024	NA	NA	NA	NA	NA
2024 - 2025	NA	NA	NA	NA	NA

Girls Lacrosse	Participants	Revenues	School Contribution	Expenses	Funding the SCHOOL Devoted per Student
2021 - 2022	NA	NA	NA	NA	NA
2022 - 2023	NA	NA	NA	NA	NA
2023 - 2024	NA	NA	NA	NA	NA
2024 - 2025	NA	NA	NA	NA	NA

Boys Soccer	Participants	Revenues	School Contribution	Expenses	Funding the SCHOOL Devoted per Student
2021 - 2022	40	\$7,149.70	\$0.00	-\$11,693.46	\$0.00
2022 - 2023	64	\$6,577.10	\$3,765.00	\$10,926.24	\$58.83
2023 - 2024	46	\$13,265.29	\$1,200.00	-\$35,801.93	\$26.09
2024 - 2025	36	\$10,689.59	\$47,752.08	-\$43,289.75	\$1,326.45

Girls Soccer	Participants	Revenues	School Contribution	Expenses	Funding the SCHOOL Devoted per Student
2021 - 2022	26	\$5,080.10	\$2,500.00	-\$16,110.42	\$96.15
2022 - 2023	39	\$7,183.40	\$4,065.50	-\$11,630.55	\$104.24
2023 - 2024	33	\$6,791.70	\$12,628.77	-\$15,357.13	\$382.69
2024 - 2025	25	\$11,763.47	\$21,521.52	-\$30,063.44	\$860.86

Softball	Participants	Revenues	School Contribution	Expenses	Funding the SCHOOL Devoted per Student
2021 - 2022	19	\$26,657.86	\$0.00	-\$31,015.20	\$0.00
2022 - 2023	19	\$28,798.37	\$9,424.98	-\$33,151.10	\$496.05
2023 - 2024	19	\$21,958.06	\$2,877.32	-\$31,351.81	\$151.44
2024 - 2025	21	\$26,247.15	\$9,658.35	-\$26,328.59	\$459.92

Boys Swim*	Participants	Revenues	School Contribution	Expenses	Funding the SCHOOL Devoted per Student
2021 - 2022	34	\$6,835.15	\$249.00	-\$11,050.90	\$4.69
2022 - 2023	31	\$6,323.54	\$6,732.42	-\$15,030.06	\$217.17
2023 - 2024	21	\$5,366.66	\$4,059.25	-\$7,799.82	\$112.76
2024 - 2025	35	\$20,273.72	\$10,435.52	-\$19,368.75	\$160.55

Girls Swim*	Participants	Revenues	School Contribution	Expenses	Funding the SCHOOL Devoted per Student
2021 - 2022	19	\$6,835.15	\$249.00	-\$11,050.90	\$4.69
2022 - 2023	31	\$6,323.54	\$6,732.42	-\$15,030.06	\$217.17
2023 - 2024	15	\$5,366.66	\$4,059.25	-\$7,799.82	\$112.76
2024 - 2025	30	\$20,273.72	\$10,435.52	-\$19,368.75	\$160.55

Boys Tennis	Participants	Revenues	School Contribution	Expenses	Funding the SCHOOL Devoted per Student
2021 - 2022	22	\$4,249.25	\$199.00	-\$7,071.94	\$9.05
2022 - 2023	19	\$7,438.17	\$2,342.50	-\$9,764.75	\$123.29
2023 - 2024	18	\$8,705.39	\$0.00	-\$11,687.26	\$0.00
2024 - 2025	18	\$5,782.80	\$1,500.00	-\$13,159.38	\$83.33

Girls Tennis	Participants	Revenues	School Contribution	Expenses	Funding the SCHOOL Devoted per Student
2021 - 2022	20	\$5,769.18	\$2,500.00	-\$8,440.37	\$125.00
2022 - 2023	26	\$7,927.44	\$2,004.00	-\$10,823.08	\$77.08
2023 - 2024	18	6954.27	\$3,313.50	-\$9,942.24	\$184.08
2024 - 2025	30	\$7,634.92	\$2,785.00	-\$9,813.80	\$92.83

Boys Track & Field*	Participants	Revenues	School Contribution	Expenses	Funding the SCHOOL Devoted per Student
2021 - 2022	87	\$24,258.09	\$2,270.00	-\$28,764.22	\$17.46
2022 - 2023	83	\$19,419.50	\$29,956.76	-\$52,890.24	\$221.90
2023 - 2024	75	\$40,361.52	\$14,799.46	-\$66,206.08	\$106.47
2024 - 2025	80	\$32,002.85	\$10,702.04	-\$36,002.80	\$66.89

Girls Track & Field*	Participants	Revenues	School Contribution	Expenses	Funding the SCHOOL Devoted per Student
2021 - 2022	43	\$24,258.09	\$2,270.00	-\$28,764.22	\$17.46
2022 - 2023	52	\$19,419.50	\$29,956.76	-\$52,890.24	\$221.90
2023 - 2024	64	\$40,361.52	\$14,799.46	-\$66,206.08	\$106.47
2024 - 2025	80	\$32,002.85	\$10,702.04	-\$36,002.80	\$66.89

Boys Volleyball	Participants	Revenues	School Contribution	Expenses	Funding the SCHOOL Devoted per Student
2021 - 2022	NA	NA	NA	NA	NA
2022 - 2023	NA	NA	NA	NA	NA
2023 - 2024	26	\$6,950.05	\$6,350.00	-\$17,999.65	\$244.23
2024 - 2025	26	\$10,612.10	\$8,829.35	-\$13,435.56	\$339.59

Girls Volleyball	Participants	Revenues	School Contribution	Expenses	Funding the SCHOOL Devoted
------------------	--------------	----------	---------------------	----------	----------------------------

TAYLORSVILLE HIGH SCHOOL

Are competitive facilities for boys and girls teams available to male and female athletes on an equivalent basis?	
4	Competitive facilities for boys and girls teams are available to male and female athletes on an equivalent basis.
3	Competitive facilities for boys and girls teams are available to male and female athletes most of the time.
2	Competitive facilities for boys and girls teams are available to male and female athletes some of the time.
1	Competitive facilities for boys and girls teams are rarely available to male and female athletes.
4	We ensure that facilities are available on an equivalent basis and sometimes share the same facility on different days.

Are practice facilities for boys and girls teams available to male and female athletes on an equivalent basis?	
4	All practice facilities for boys and girls teams are available to male and female athletes on an equal basis.
3	Practice facilities for boys and girls teams are available to male and female athletes most of the time.
2	Practice facilities for boys and girls teams are available to male and female athletes some of the time.
1	Practice facilities for boys and girls teams are rarely available to male and female athletes on an equivalent basis.
4	We ensure that the quality of facilities is available on an equivalent basis and sometimes share the same facility on different days.

Provide a detailed description of the school's efforts in Title IX compliance for any scores of 3 or less on the above rubrics.	
We have upgraded softball facilities in the last two years to be equivalent to baseball teams.	

Are competitive facilities for boys and girls teams of equivalent quality?	
4	All competitive facilities for boys and girls teams are of equivalent quality.
3	Most competitive facilities for boys and girls teams are of equivalent quality.
2	Some of the competitive facilities for boys and girls teams are of equivalent quality.
1	Very little, if any, of the competitive facilities for boys and girls teams are of equivalent quality.
3	Yes

If teams have to share their practice facility with other activities, such as intramural sports or PE classes, does it happen to both boys and girls teams?	
4	Both boys' and girls' teams share their practice facility with other activities.
3	Either the boys or the girls teams share their practice facility slightly more than the other.
2	Either the boys or the girls teams share their practice facility more than the other.
1	Either the boys or the girls teams share their practice facility. The other rarely shares their facility.
4	Both on an equal basis, and we also try to minimize this situation in as much as it is possible.

If there is a discrepancy between male-designated and female-designated sports of 10% or greater, provide an action plan to address the discrepancy.	
Yes	12.41%: We will increase awareness with our feeder schools through camps. Our cross country is holding fall workouts for all of our feeder elementary schools. We will do an evening before a football game, where all feeder schools are invited to come out and see what clubs and extracurricular activities (women's sports) are available.

Are practice facilities for boys and girls teams of equivalent quality?	
4	Practice facilities for boys and girls teams are of equivalent quality.
3	Practice facilities for boys and girls teams are close to being equivalent in quality.
2	Some of the practice facilities for boys and girls teams are equivalent in quality.
1	Very little, if any, of the practice facilities for boys and girls are equivalent in quality.
4	We ensure that facilities are available on an equivalent basis and sometimes share the same facility on different days.

If any teams have to be "bumped" out of their scheduled facility, does it happen to both boys' and girls' teams?	
4	Both boys and girls are "bumped" out of their scheduled facility on an equal basis.
3	Either the boys or the girls teams are "bumped" slightly more than the other.
2	Either the boys or the girls teams are "bumped" more than the other.
1	Just the boys or the girls teams are always "bumped" while the other is never altered.
4	Yes

BENNION JUNIOR HIGH SCHOOL

Interscholastic Sports Offered	Boys Basketball	Girls Basketball	Boys Cross Country	Girls Cross Country	Boys Soccer	Girls Soccer	Boys Track & Field	Girls Track & Field	Boys Volleyball	Girls Volleyball	Boys Wrestling	Girls Wrestling
2021 - 2022	Yes	Yes	Yes	Yes	Yes	Yes	Yes	Yes	Yes	Yes	co-ed	
2022 - 2023	Yes	Yes	Yes	Yes	Yes	Yes	Yes	Yes	Yes	Yes	Yes	Yes
2023 - 2024	Yes	Yes	Yes	Yes	Yes	Yes	Yes	Yes	Yes	Yes	Yes	Yes
2024 - 2025	Yes	Yes	Yes	Yes	Yes	Yes	Yes	Yes	Yes	Yes	Yes	Yes

Enrollment	Male Enrollment	Female Enrollment
2021 - 2022	1053	492
2022 - 2023	1000	491
2023 - 2024	1019	518
2024 - 2025	1014	506

Number of Interscholastic Sports Offered to Boys	
2021 - 2022	5
2022 - 2023	6
2023 - 2024	6
2024 - 2025	6

Number of Interscholastic Sports Offered to Girls	
2021 - 2022	5
2022 - 2023	6
2023 - 2024	6
2024 - 2025	6

Total Number of Students Participating in Single-sex Interscholastic Sports	
2021 - 2022	198
2022 - 2023	315
2023 - 2024	286
2024 - 2025	283

Total Number of Boys Participating in Single-sex Interscholastic Sports	
2021 - 2022	109
2022 - 2023	163
2023 - 2024	150
2024 - 2025	153

Total Number of Girls Participating in Single-Sex Interscholastic Sports	
2021 - 2022	89
2022 - 2023	152
2023 - 2024	136
2024 - 2025	130

Boys Basketball	Participants	Revenues	School Contribution	Expenses	Funding the SCHOOL Devoted per Student
2021 - 2022	15	\$90.00	\$50.74	\$1,118.65	\$3.38
2022 - 2023	20	\$360.00	\$1,804.43	\$1,448.28	\$90.22
2023 - 2024	22	\$390.00	\$1,054.15	-\$1,324.15	\$47.92
2024 - 2025	17	\$330.00	\$307.16	-\$727.16	\$18.07

Girls Basketball	Participants	Revenues	School Contribution	Expenses	Funding the SCHOOL Devoted per Student
2021 - 2022	15	\$130.00	\$289.35	-\$687.92	\$19.29
2022 - 2023	18	\$280.00	\$1,116.29	-\$1,366.29	\$62.02
2023 - 2024	15	\$330.00	\$1,434.93	-\$1,704.93	\$95.66
2024 - 2025	15	\$300.00	\$585.90	-\$885.90	\$39.06

Boys Cross Country*	Participants	Revenues	School Contribution	Expenses	Funding the SCHOOL Devoted per Student
2021 - 2022	10	\$263.00	\$789.05	-\$589.41	\$39.45
2022 - 2023	26	\$975.00	\$60.00	-\$1,327.69	\$1.13
2023 - 2024	12	\$620.00	\$746.79	-\$1,820.25	\$21.34
2024 - 2025	18	\$525.00	\$1,170.17	-\$1,680.17	\$30.00

Girls Cross Country*	Participants	Revenues	School Contribution	Expenses	Funding the SCHOOL Devoted per Student
2021 - 2022	10	\$263.00	\$789.05	-\$589.41	\$39.45
2022 - 2023	27	\$975.00	\$60.00	-\$1,327.69	\$1.13
2023 - 2024	23	\$620.00	\$746.79	-\$1,820.25	\$21.34
2024 - 2025	21	\$525.00	\$1,170.17	-\$1,680.17	\$30.00

Boys Soccer	Participants	Revenues	School Contribution	Expenses	Funding the SCHOOL Devoted per Student
2021 - 2022	20	\$160.00	\$830.00	-\$122.54	\$41.50
2022 - 2023	21	\$400.00	\$1,000.29	-\$1,530.48	\$47.63
2023 - 2024	16	\$630.00	\$828.67	-\$1,488.67	\$51.79
2024 - 2025	19	\$480.00	\$354.19	-\$834.19	\$18.64

Girls Soccer	Participants	Revenues	School Contribution	Expenses	Funding the SCHOOL Devoted per Student
2021 - 2022	20	\$170.00	\$530.00	-\$794.04	\$26.50
2022 - 2023	22	\$380.00	\$1,257.56	-\$1,833.25	\$57.16
2023 - 2024	22	\$570.00	\$723.10	-\$1,273.10	\$32.87
2024 - 2025	16	\$450.00	\$799.57	-\$1,249.57	\$49.97

Boys Track & Field*	Participants	Revenues	School Contribution	Expenses	Funding the SCHOOL Devoted per Student
2021 - 2022	22	\$1,040.00	\$20.00	-\$1,220.30	\$0.91
2022 - 2023	37	\$1,600.00	\$1,563.52	-\$3,371.38	\$18.18
2023 - 2024	43	\$580.00	\$1,311.11	-\$1,838.84	\$30.49
2024 - 2025	57	\$2,430.00	\$277.77	-\$2,166.05	\$2.67

Girls Track & Field*	Participants	Revenues	School Contribution	Expenses	Funding the SCHOOL Devoted per Student
2021 - 2022	22	\$1,040.00	\$20.00	-\$1,220.30	\$0.91
2022 - 2023	49	\$1,600.00	\$1,563.52	-\$3,371.38	\$18.18
2023 - 2024	49	\$820.00	-\$713.94	-\$133.82	-\$14.57
2024 - 2025	47	\$2,430.00	\$277.77	-\$2,166.05	\$2.67

Boys Volleyball	Participants	Revenues	School Contribution	Expenses	Funding the SCHOOL Devoted per Student
2021 - 2022	15	\$170.00	\$856.81	-\$1,280.72	\$57.12
2022 - 2023	18	\$220.00	\$1,269.99	-\$1,386.08	\$70.56
2023 - 2024	17	\$390.00	\$992.31	-\$1,442.31	\$58.37
2024 - 2025	13	\$270.00	\$439.89	-\$679.89	\$33.84

Girls Volleyball	Participants	Revenues	School Contribution	Expenses	Funding the SCHOOL Devoted per Student
2021 - 2022	15	\$120.00	\$650.87	-\$994.30	\$43.39
2022 - 2023	20	\$300.00	\$1,560.61	-\$1,826.70	\$78.03
2023 - 2024	17	\$420.00	\$111.06	-\$441.06	\$6.53
2024 - 2025	18	\$330.00	\$1,074.53	-\$1,344.53	\$59.70

Boys Wrestling*	Participants	Revenues	School Contribution	Expenses	Funding the SCHOOL Devoted per Student
2021 - 2022	27	\$551.00	\$4,556.79	-\$1,436.97	\$123.15
2022 - 2023	41	\$1,162.80	\$596.45	-\$1,826.70	\$10.46
2023 - 2024	40	\$720.00	\$301.17	-\$941.17	\$5.58
2024 - 2025	29	\$810.00	\$100.00	-\$121.50	\$2.38

Girls Wrestling*	Participants	Revenues	School Contribution	Expenses	Funding the SCHOOL Devoted per Student
2021 - 2022	7	\$551.00	\$4,556.79	-\$1,436.97	\$123.15
2022 - 2023	16	\$1,162.80	\$596.45	-\$1,826.20	\$10.46
2023 - 2024	14	\$720.00	\$301.17	-\$941.17	\$5.58
2024 - 2025	13	\$810.00	\$100.00	-\$121.50	\$2.38

* Indicates that a co-ed account is being used for this activity. Boy and girl participants were combined to determine the funding the SCHOOL devoted per student. To find Funding the SCHOOL devoted per student the following formula was used: Total participants divided by the total transfer amount.

Are competitive facilities for boys and girls teams available to male and female athletes on an equivalent basis?	
4	Competitive facilities for boys and girls teams are available to male and female athletes on an equivalent basis.
3	Competitive facilities for boys and girls teams are available to male and female athletes most of the time.
2	Competitive facilities for boys and girls teams are available to male and female athletes some of the time.
1	Competitive facilities for boys and girls teams are rarely available to male and female athletes.
4	Our school has one gymnasium, soccer field, and wrestling room, so yes, competitive facilities for boys and girls teams available to male and female athletes are based on an equal basis.

Are practice facilities for boys and girls teams available to male and female athletes on an equivalent basis?	
4	All practice facilities for boys and girls teams are available to male and female athletes on an equivalent basis.
3	Practice facilities for boys and girls teams are available to male and female athletes most of the time.
2	Practice facilities for boys and girls teams are available to male and female athletes some of the time.
1	Practice facilities for boys and girls teams are rarely available to male and female athletes on an equivalent basis.
4	Our school only has one boys and one girls' locker room. Both are connected to the gym and are of equal size - one gym, one weight room, the same outdoor practice fields, so yes, practice facilities for boys and girls teams are available to both.

Provide a detailed description of the school's efforts in Title IX compliance for any scores of 3 or less on the above rubrics.	
N/A	

Are competitive facilities for boys and girls teams of equivalent quality?	
4	All competitive facilities for boys and girls teams are of equivalent quality.
3	Most competitive facilities for boys and girls teams are of equivalent quality.
2	Some of the competitive facilities for boys and girls teams are of equivalent quality.
1	Very little, if any, of the competitive facilities for boys and girls teams are of equivalent quality.
4	Our school has one gymnasium, soccer field, and wrestling room, so yes, competitive facilities for boys and girls teams available to male and female athletes are based on an equal basis.

If teams have to share their practice facility with other activities, such as intramural sports or PE classes, does it happen to both boys and girls teams?	
4	Both boys' and girls' teams share their practice facility with other activities.
3	Either the boys or the girls teams share their practice facility slightly more than the other.
2	Either the boys or the girls teams share their practice facility more than the other.
1	Either the boys or the girls' teams share their practice facility. The other rarely shares their facility.
4	If any teams have to be "bumped" out of their scheduled facility, it equally happens to both boys and girls teams, due to the fact that both the girls and the boys are sharing the same areas and facilities.

If there is a discrepancy between male-designated and female-designated sports of 10% or greater, provide an action plan to address the discrepancy.	
No	8.13%

Are practice facilities for boys and girls teams of equivalent quality?	
4	Practice facilities for boys and girls teams are of equivalent quality.
3	Practice facilities for boys and girls teams are close to being equivalent in quality.
2	Some of the practice facilities for boys and girls teams are equivalent in quality.
1	Very little, if any, of the practice facilities for boys and girls are equivalent in quality.
4	Our school only has one boys and one girls' locker room. Both are connected to the gym and are of equal size - one gym, one weight room, the same outdoor practice fields, so yes, practice facilities for boys and girls teams are available to both.

If any teams have to be "bumped" out of their scheduled facility, does it happen to both boys' and girls' teams?	
4	Both boys and girls are "bumped" out of their scheduled facility on an equal basis.
3	Either the boys or the girls teams are "bumped" slightly more than the other.
2	Either the boys or the girls teams are "bumped" more than the other.
1	Just the boys or the girls teams are always "bumped" while the other is never altered.
4	As already stated above, due to both the girls and boys sharing the same practice and competitive areas and facilities, if any teams have to be "bumped" out of their scheduled facility, it equally happens to both boys' and girls' teams.

BONNEVILLE JUNIOR HIGH SCHOOL

Interscholastic Sports Offered	Boys Basketball	Girls Basketball	Boys Cross Country	Girls Cross Country	Boys Soccer	Girls Soccer	Boys Track & Field	Girls Track & Field	Boys Volleyball	Girls Volleyball	Boys Wrestling	Girls Wrestling
2021 - 2022	Yes	Yes	Yes	Yes	Yes	Yes	Yes	Yes	Yes	Yes	co-ed	
2022 - 2023	Yes	Yes	Yes	Yes	Yes	Yes	Yes	Yes	Yes	Yes	Yes	Yes
2023 - 2024	Yes	Yes	Yes	Yes	Yes	Yes	Yes	Yes	Yes	Yes	Yes	Yes
2024 - 2025	Yes	Yes	Yes	Yes	Yes	Yes	Yes	Yes	Yes	Yes	Yes	Yes

Enrollment	Male Enrollment	Female Enrollment
2021 - 2022	641	335
2022 - 2023	604	314
2023 - 2024	624	322
2024 - 2025	629	314

Number of Interscholastic Sports Offered to Boys	
2021 - 2022	5
2022 - 2023	6
2023 - 2024	6
2024 - 2025	6

Number of Interscholastic Sports Offered to Girls	
2021 - 2022	5
2022 - 2023	6
2023 - 2024	6
2024 - 2025	6

Total Number of Students Participating in Single-sex Interscholastic Sports	
2021 - 2022	198
2022 - 2023	315
2023 - 2024	200
2024 - 2025	225

Total Number of Boys Participating in Single-sex Interscholastic Sports	
2021 - 2022	109
2022 - 2023	163
2023 - 2024	113
2024 - 2025	112

Total Number of Girls Participating in Single-Sex Interscholastic Sports	
2021 - 2022	89
2022 - 2023	152
2023 - 2024	87
2024 - 2025	113

Boys Basketball	Participants	Revenues	School Contribution	Expenses	Funding the SCHOOL Devoted per Student
2021 - 2022	15	\$90.00	\$50.74	-\$1,118.65	\$3.38
2022 - 2023	20	\$360.00	\$1,804.43	-\$1,448.28	\$90.22
2023 - 2024	14	\$405.00	\$320.00	-\$1,296.04	\$22.86
2024 - 2025	15	\$680.00	\$1,120.00	-\$505.14	\$74.67

Girls Basketball	Participants	Revenues	School Contribution	Expenses	Funding the SCHOOL Devoted per Student
2021 - 2022	15	\$130.00	\$289.35	-\$687.92	\$19.29
2022 - 2023	18	\$280.00	\$1,116.29	-\$1,366.29	\$62.02
2023 - 2024	12	\$170.00	\$340.00	-\$934.18	\$28.33
2024 - 2025	13	\$580.00	\$1,080.00	-\$450.13	\$83.08

Boys Cross Country*	Participants	Revenues	School Contribution	Expenses	Funding the SCHOOL Devoted per Student
2021 - 2022	10	\$263.00	\$789.05	-\$589.41	\$39.45
2022 - 2023	26	\$975.00	\$60.00	-\$1,327.69	\$1.13
2023 - 2024	23	\$470.00	\$380.00	-\$1,077.83	\$12.26
2024 - 2025	21	\$2,400.00	\$480.00	-\$827.09	\$11.43

Girls Cross Country*	Participants	Revenues	School Contribution	Expenses	Funding the SCHOOL Devoted per Student
2021 - 2022	10	\$263.00	\$789.05	-\$589.41	\$39.45
2022 - 2023	27	\$975.00	\$60.00	-\$1,327.69	\$1.13
2023 - 2024	9	\$470.00	\$380.00	-\$1,077.83	\$12.26
2024 - 2025	21	\$2,400.00	\$480.00	-\$827.09	\$11.43

Boys Soccer	Participants	Revenues	School Contribution	Expenses	Funding the SCHOOL Devoted per Student
2021 - 2022	20	\$160.00	\$830.00	-\$122.54	\$41.50
2022 - 2023	21	\$400.00	\$1,000.29	-\$1,530.48	\$47.63
2023 - 2024	20	\$260.00	\$510.00	-\$996.93	\$25.50
2024 - 2025	17	\$739.03	\$280.00	-\$1,242.32	\$16.47

Girls Soccer	Participants	Revenues	School Contribution	Expenses	Funding the SCHOOL Devoted per Student
2021 - 2022	20	\$170.00	\$530.00	-\$794.04	\$26.50
2022 - 2023	22	\$380.00	\$1,257.56	-\$1,833.25	\$57.16
2023 - 2024	16	\$330.00	\$550.00	-\$1,019.90	\$34.38
2024 - 2025	15	\$740.00	\$760.00	-\$1,307.82	\$50.67

Boys Track & Field*	Participants	Revenues	School Contribution	Expenses	Funding the SCHOOL Devoted per Student
2021 - 2022	20	\$170.00	\$530.00	-\$794.04	\$12.62
2022 - 2023	22	\$380.00	\$1,257.56	-\$1,833.25	\$17.71
2023 - 2024	33	\$210.00	\$320.00	-\$1,155.11	\$5.16
2024 - 2025	34	\$2,490.00	\$900.00	-\$1,217.82	\$12.16

Girls Track & Field*	Participants	Revenues	School Contribution	Expenses	Funding the SCHOOL Devoted per Student
2021 - 2022	22	\$170.00	\$530.00	-\$794.04	\$12.62
2022 - 2023	49	\$380.00	\$1,257.56	-\$1,833.25	\$17.71
2023 - 2024	31	\$210.00	\$320.00	-\$1155/11	\$5.16
2024 - 2025	40	\$2,490.00	\$900.00	-\$1,217.82	\$12.16

Boys Volleyball	Participants	Revenues	School Contribution	Expenses	Funding the SCHOOL Devoted per Student
2021 - 2022	15	\$170.00	\$856.81	-\$1,280.72	\$57.12
2022 - 2023	18	\$220.00	\$1,269.99	-\$1,386.08	\$70.56
2023 - 2024	12	\$200.00	\$300.00	\$1,059.01	\$25.00
2024 - 2025	14	\$520.00	\$720.00	-\$779.16	\$51.43

Girls Volleyball	Participants	Revenues	School Contribution	Expenses	Funding the SCHOOL Devoted per Student
2021 - 2022	15	\$120.00	\$650.87	-\$994.30	\$43.39
2022 - 2023	20	\$300.00	\$1,560.61	-\$1,826.70	\$78.03
2023 - 2024	18	\$320.00	\$540.00	-\$1,318.40	\$30.00
2024 - 2025	21	\$880.00	\$320.00	-\$781.91	\$15.24

Boys Wrestling*	Participants	Revenues	School Contribution	Expenses	Funding the SCHOOL Devoted per Student
2021 - 2022	27	\$551.00	\$4,556.79	-\$1,436.97	\$168.77
2022 - 2023	41	\$1,162.80	\$596.45	-\$1,826.70	\$14.55
2023 - 2024	11	\$170.00	\$1,177.56	-\$1,407.56	\$98.13
2024 - 2025	11	\$680.00	\$820.00	-\$940.36	\$58.57

Girls Wrestling*	Participants	Revenues	School Contribution	Expenses	Funding the SCHOOL Devoted per Student
2021 - 2022	7	\$551.00	\$4,556.79	-\$1,436.97	\$650.97
2022 - 2023	16	\$1,162.80	\$596.45	-\$1,826.20	\$37.28
2023 - 2024	1	\$170.00	\$1,177.56	-\$1,407.56	\$98.13
2024 - 2025	3	\$680.00	\$820.00	-\$940.36	\$58.57

* Indicates that a co-ed account is being used for this activity. Boy and girl participants were combined to determine the funding the SCHOOL devoted per student. To find Funding the SCHOOL devoted per student the following formula was used: Total participants divided by the total transfer amount.

Are competitive facilities for boys and girls teams available to male and female athletes on an equivalent basis?	
4	Competitive facilities for boys and girls teams are available to male and female athletes on an equivalent basis.
3	Competitive facilities for boys and girls teams are available to male and female athletes most of the time.
2	Competitive facilities for boys and girls teams are available to male and female athletes some of the time.
1	Competitive facilities for boys and girls teams are rarely available to male and female athletes.
4	Time and facilities are shared equally. Indoor facilities are equal.

Are practice facilities for boys and girls teams available to male and female athletes on an equivalent basis?	
4	All practice facilities for boys and girls teams are available to male and female athletes on an equivalent basis.
3	Practice facilities for boys and girls teams are available to male and female athletes most of the time.
2	Practice facilities for boys and girls teams are available to male and female athletes some of the time.
1	Practice facilities for boys and girls teams are rarely available to male and female athletes on an equivalent basis.
4	The same facilities are used for boys and girls.

Provide a detailed description of the school's efforts in Title IX compliance for any scores of 3 or less on the above rubrics.	
N/A	

Are competitive facilities for boys and girls teams of equivalent quality?	
4	All competitive facilities for boys and girls teams are of equivalent quality.
3	Most competitive facilities for boys and girls teams are of equivalent quality.
2	Some of the competitive facilities for boys and girls teams are of equivalent quality.
1	Very little, if any, of the competitive facilities for boys and girls teams are of equivalent quality.
4	Same facilities used for both boys and girls

If teams have to share their practice facility with other activities, such as intramural sports or PE classes, does it happen to both boys and girls teams?	
4	Both boys' and girls' teams share their practice facility with other activities.
3	Either the boys or the girls teams share their practice facility slightly more than the other.
2	Either the boys or the girls teams share their practice facility more than the other.
1	Either the boys or the girls' teams share their practice facility. The other rarely shares their facility.
4	This rarely occurs, but if one team does not practice due to a conflict, then neither team will practice.

If there is a discrepancy between male-designated and female-designated sports of 10% or greater, provide an action plan to address the discrepancy.	
The number of girls participating outnumbers the number of boys. (0.4%)	

Are practice facilities for boys and girls teams of equivalent quality?	
4	Practice facilities for boys and girls teams are of equivalent quality.
3	Practice facilities for boys and girls teams are close to being equivalent in quality.
2	Some of the practice facilities for boys and girls teams are equivalent in quality.
1	Very little, if any, of the practice facilities for boys and girls are equivalent in quality.
4	The same times are available for all athletes, both male and female.

If any teams have to be "bumped" out of their scheduled facility, does it happen to both boys' and girls' teams?	
4	Both boys and girls are "bumped" out of their scheduled facility on an equal basis.
3	Either the boys or the girls teams are "bumped" slightly more than the other.
2	Either the boys or the girls teams are "bumped" more than the other.
1	Just the boys or the girls teams are always "bumped" while the other is never altered.
4	Girls and boys teams are equally impacted due to a shared space and the same time used.

CHURCHILL JUNIOR HIGH SCHOOL

Interscholastic Sports Offered	Boys Basketball	Girls Basketball	Boys Cross Country	Girls Cross Country	Boys Soccer	Girls Soccer	Boys Track & Field	Girls Track & Field	Boys Volleyball	Girls Volleyball	Boys Wrestling	Girls Wrestling
2021 - 2022	Yes	Yes	Yes	Yes	Yes	Yes	Yes	Yes	Yes	Yes	co-ed	
2022 - 2023	Yes	Yes	Yes	Yes	Yes	Yes	Yes	Yes	Yes	Yes	Yes	Yes
2023 - 2024	Yes	Yes	Yes	Yes	Yes	Yes	Yes	Yes	Yes	Yes	Yes	No
2024 - 2025	Yes	Yes	Yes	Yes	Yes	Yes	Yes	Yes	Yes	Yes	Yes	No

Enrollment	Male Enrollment	Female Enrollment
2021 - 2022	588	295
2022 - 2023	556	283
2023 - 2024	534	254
2024 - 2025	530	276

Number of Interscholastic Sports Offered to Boys	
2021 - 2022	5
2022 - 2023	5
2023 - 2024	6
2024 - 2025	6

Number of Interscholastic Sports Offered to Girls	
2021 - 2022	5
2022 - 2023	5
2023 - 2024	5
2024 - 2025	5

Total Number of Students Participating in Single-sex Interscholastic Sports	
2021 - 2022	220
2022 - 2023	226
2023 - 2024	236
2024 - 2025	264

Total Number of Boys Participating in Single-sex Interscholastic Sports	
2021 - 2022	110
2022 - 2023	117
2023 - 2024	122
2024 - 2025	137

Total Number of Girls Participating in Single-Sex Interscholastic Sports	
2021 - 2022	110
2022 - 2023	109
2023 - 2024	114
2024 - 2025	127

Boys Basketball	Participants	Revenues	School Contribution	Expenses	Funding the SCHOOL Devoted per Student
2021 - 2022	15	\$0.00	\$0.00	-\$592.50	\$0.00
2022 - 2023	15	\$0.00	\$200.00	-\$638.00	\$13.33
2023 - 2024	15	\$280.00	\$920.00	-\$1,009.41	\$61.33
2024 - 2025	12	\$560.00	\$45.00	-\$976.75	\$3.75

Girls Basketball	Participants	Revenues	School Contribution	Expenses	Funding the SCHOOL Devoted per Student
2021 - 2022	15	\$0.00	\$300.00	-\$525.00	\$20.00
2022 - 2023	11	\$0.00	\$800.00	-\$962.50	\$72.73
2023 - 2024	10	\$200.00	\$1,000.00	-\$954.40	\$100.00
2024 - 2025	12	\$405.00	\$273.59	-\$1,106.00	\$22.80

Boys Cross Country*	Participants	Revenues	School Contribution	Expenses	Funding the SCHOOL Devoted per Student
2021 - 2022	30	\$0.00	\$0.00	-\$2,841.41	\$0.00
2022 - 2023	30	\$924.00	\$100.00	-\$1,624.83	\$1.79
2023 - 2024	39	\$2,714.00	\$1,200.00	-\$4,295.59	\$19.67
2024 - 2025	35	\$2,760.00	\$527.76	-\$2,906.17	\$8.12

Girls Cross Country*	Participants	Revenues	School Contribution	Expenses	Funding the SCHOOL Devoted per Student
2021 - 2022	30	\$0.00	\$0.00	-\$2,841.41	\$0.00
2022 - 2023	30	\$924.00	\$100.00	-\$1,624.83	\$1.79
2023 - 2024	22	\$2,714.00	\$1,200.00	-\$4,295.59	\$19.67
2024 - 2025	30	\$2,760.00	\$527.76	-\$2,906.17	\$8.12

Boys Soccer	Participants	Revenues	School Contribution	Expenses	Funding the SCHOOL Devoted per Student
2021 - 2022	20	\$0.00	\$900.00	-\$1,026.06	\$45.00
2022 - 2023	18	\$280.00	\$900.00	-\$1,225.64	\$50.00
2023 - 2024	20	\$361.00	\$1,200.00	-\$1,076.81	\$60.00
2024 - 2025	21	\$839.00	\$0.00	-\$703.43	\$0.00

Girls Soccer	Participants	Revenues	School Contribution	Expenses	Funding the SCHOOL Devoted per Student
2021 - 2022	20	\$0.00	\$0.00	-\$851.50	\$0.00
2022 - 2023	16	\$220.00	\$650.00	-\$906.64	\$40.63
2023 - 2024	19	\$360.00	\$1,070.00	-\$950.00	\$56.32
2024 - 2025	18	\$760.00	\$0.00	-\$730.91	\$0.00

Boys Track & Field*	Participants	Revenues	School Contribution	Expenses	Funding the SCHOOL Devoted per Student
2021 - 2022	30	\$1,575.00	\$282.15	-\$2,229.52	\$9.41
2022 - 2023	37	\$928.00	\$400.00	-\$538.42	\$5.26
2023 - 2024	43	\$3,224.00	\$1,200.00	-\$3,034.78	\$16.67
2024 - 2025	45	\$4,140.00	\$0.00	-\$4,430.77	\$0.00

Girls Track & Field*	Participants	Revenues	School Contribution	Expenses	Funding the SCHOOL Devoted per Student
2021 - 2022	30	\$1,575.00	\$282.15	-\$2,229.52	\$9.41
2022 - 2023	39	\$928.00	\$400.00	-\$538.42	\$5.26
2023 - 2024	29	\$3,224.00	\$1,200.00	-\$3,034.78	\$16.67
2024 - 2025	50	\$4,140.00	\$0.00	-\$4,430.77	\$0.00

Boys Volleyball	Participants	Revenues	School Contribution	Expenses	Funding the SCHOOL Devoted per Student
2021 - 2022	15	\$0.00	\$0.00	-\$328.50	\$0.00
2022 - 2023	15	\$0.00	\$0.00	-\$858.00	\$0.00
2023 - 2024	10	\$0.00	\$200.00	-\$1,294.96	\$20.00
2024 - 2025	10	\$450.00	\$504.00	-\$1,031.22	\$50.40

Girls Volleyball	Participants	Revenues	School Contribution	Expenses	Funding the SCHOOL Devoted per Student
2021 - 2022	15	\$10.00	\$0.00	-\$877.50	\$0.00
2022 - 2023	15	\$0.00	\$0.00	-\$739.41	\$0.00
2023 - 2024	20	\$0.00	\$900.00	-\$744.95	\$45.00
2024 - 2025	27	\$1,170.00	\$0.00	-\$1,353.59	\$0.00

Boys Wrestling	Participants	Revenues	School Contribution	Expenses	Funding the SCHOOL Devoted per Student
2021 - 2022	0	\$0.00	\$400.00	\$0.00	\$0.00
2022 - 2023	15	\$0.00	\$0.00	-\$858.00	\$0.00
2023 - 2024	4	\$0.00	\$0.00	\$0.00	\$0.00
2024 - 2025	4	\$1,299.75	\$0.00	\$0.00	\$0.00

Girls Wrestling	Participants	Revenues	School Contribution	Expenses	Funding the SCHOOL Devoted per Student
2021 - 2022	0	\$0.00	\$0.00	\$0.00	\$0.00
2022 - 2023	18	\$0.00	\$0.00	-\$739.41	\$0.00
2023 - 2024	0	\$0.00	\$0.00	\$0.00	\$0.00
2024 - 2025	0	\$0.00	\$0.00	\$0.00	\$0.00

* Indicates that a co-ed account is being used for this activity. Boy and girl participants were combined to determine the funding the SCHOOL devoted per student. To find Funding the SCHOOL devoted per student the following formula was used: Total participants divided by the total transfer amount.

Are competitive facilities for boys and girls teams available to male and female athletes on an equivalent basis?	
4	Competitive facilities for boys and girls teams are available to male and female athletes on an equivalent basis.
3	Competitive facilities for boys and girls teams are available to male and female athletes most of the time.
2	Competitive facilities for boys and girls teams are available to male and female athletes some of the time.
1	Competitive facilities for boys and girls teams are rarely available to male and female athletes.
4	We offer equal space and time for all sports.

Are competitive facilities for boys and girls teams of equivalent quality?	
4	All competitive facilities for boys and girls teams are of equivalent quality.
3	Most competitive facilities for boys and girls teams are of equivalent quality.
2	Some of the competitive facilities for boys and girls teams are of equivalent quality.
1	Very little, if any, of the competitive facilities for boys and girls teams are of equivalent quality.
4	Quality is the same for all students.

Are practice facilities for boys and girls teams of equivalent quality?	
4	Practice facilities for boys and girls teams are of equivalent quality.
3	Practice facilities for boys and girls teams are close to being equivalent in quality.
2	Some of the practice facilities for boys and girls teams are equivalent in quality.
1	Very little, if any, of the practice facilities for boys and girls are equivalent in quality.
4	We offer equal space and time for all sports.

Are practice facilities for boys and girls teams available to male and female athletes on an equivalent basis?	
4	All practice facilities for boys and girls teams are available to male and female athletes on an equivalent basis.
3	Practice facilities for boys and girls teams are available to male and female athletes most of the time.
2	Practice facilities for boys and girls teams are available to male and female athletes some of the time.
1	Practice facilities for boys and girls teams are rarely available to male and female athletes on an equivalent basis.
4	Quality is the same for all students.

If teams have to share their practice facility with other activities, such as intramural sports or PE classes, does it happen to both boys and girls teams?	
4	Both boys' and girls' teams share their practice facility with other activities.
3	Either the boys or the girls teams share their practice facility slightly more than the other.
2	Either the boys or the girls teams share their practice facility more than the other.
1	Either the boys or the girls' teams share their practice facility. The other rarely shares their facility.
4	We don't run into this problem.

If any teams have to be "bumped" out of their scheduled facility, does it happen to both boys' and girls' teams?	
4	Both boys and girls are "bumped" out of their scheduled facility on an equal basis.
3	Either the boys or the girls teams are "bumped" slightly more than the other.
2	Either the boys or the girls teams are "bumped" more than the other.
1	Just the boys or the girls teams are always "bumped" while the other is never altered.
4	We share on an equal basis.

Provide a detailed description of the school's efforts in Title IX compliance for any scores of 3 or less on the above rubrics.	
N/A	

If there is a discrepancy between male-designated and female-designated sports of 10% or greater, provide an action plan to address the discrepancy.	
No	3.79%

EISENHOWER JUNIOR HIGH SCHOOL

Interscholastic Sports Offered	Boys Basketball	Girls Basketball	Boys Cross Country	Girls Cross Country	Boys Soccer	Girls Soccer	Boys Track & Field	Girls Track & Field	Boys Volleyball	Girls Volleyball	Boys Wrestling	Girls Wrestling
2021 - 2022	Yes	Yes	Yes	Yes	Yes	Yes	Yes	Yes	Yes	Yes	co-ed	
2022 - 2023	Yes	Yes	Yes	Yes	Yes	Yes	Yes	Yes	Yes	Yes	Yes	Yes
2023 - 2024	Yes	Yes	Yes	Yes	Yes	Yes	Yes	Yes	Yes	Yes	Yes	Yes
2024 - 2025	Yes	Yes	Yes	Yes	Yes	Yes	Yes	Yes	Yes	Yes	Yes	Yes

Enrollment	Male Enrollment	Female Enrollment
2021 - 2022	1115	554
2022 - 2023	1097	556
2023 - 2024	1062	514
2024 - 2025	1030	520

Number of Interscholastic Sports Offered to Boys	
2021 - 2022	5
2022 - 2023	6
2023 - 2024	6
2024 - 2025	6

Number of Interscholastic Sports Offered to Girls	
2021 - 2022	5
2022 - 2023	6
2023 - 2024	6
2024 - 2025	6

Total Number of Students Participating in Single-sex Interscholastic Sports	
2021 - 2022	220
2022 - 2023	229
2023 - 2024	210
2024 - 2025	201

Total Number of Boys Participating in Single-sex Interscholastic Sports	
2021 - 2022	120
2022 - 2023	131
2023 - 2024	113
2024 - 2025	101

Total Number of Girls Participating in Single-Sex Interscholastic Sports	
2021 - 2022	100
2022 - 2023	131
2023 - 2024	97
2024 - 2025	100

Boys Basketball	Participants	Revenues	School Contribution	Expenses	Funding the SCHOOL Devoted per Student
2021 - 2022	15	\$192.65	\$20.00	\$1,632.42	\$1.33
2022 - 2023	14	\$353.56	\$2,970.64	\$3,377.89	\$212.19
2023 - 2024	14	\$320.00	\$2,424.62	-\$2,744.62	\$173.19
2024 - 2025	11	\$340.00	\$1,266.39	-\$1,616.39	\$115.13

Girls Basketball	Participants	Revenues	School Contribution	Expenses	Funding the SCHOOL Devoted per Student
2021 - 2022	15	\$470.03	\$20.00	\$1,998.54	\$1.33
2022 - 2023	12	\$456.78	\$2,010.49	\$3,033.76	\$167.54
2023 - 2024	11	\$403.97	\$2,165.11	-\$2,529.08	\$196.83
2024 - 2025	13	\$518.66	\$1,884.32	-\$2,204.32	\$144.95

Boys Cross Country*	Participants	Revenues	School Contribution	Expenses	Funding the SCHOOL Devoted per Student
2021 - 2022	17	\$0.00	\$0.00	-\$614.25	\$0.00
2022 - 2023	15	\$650.00	\$26.03	-\$2,617.58	\$0.50
2023 - 2024	11	\$550.00	\$1,137.86	-\$1,712.86	\$51.72
2024 - 2025	8	\$500.00	\$1,942.15	-\$2,367.15	\$92.48

Girls Cross Country*	Participants	Revenues	School Contribution	Expenses	Funding the SCHOOL Devoted per Student
2021 - 2022	20	\$0.00	\$0.00	-\$614.25	\$0.00
2022 - 2023	12	\$650.00	\$26.03	-\$2,617.58	\$0.96
2023 - 2024	11	\$550.00	\$1,137.86	-\$1,712.86	\$51.72
2024 - 2025	13	\$500.00	\$1,942.15	-\$2,367.15	\$92.48

Boys Soccer	Participants	Revenues	School Contribution	Expenses	Funding the SCHOOL Devoted per Student
2021 - 2022	20	\$340.00	\$380.00	-\$499.50	\$19.00
2022 - 2023	22	\$680.00	\$1,040.31	-\$2,496.27	\$47.29
2023 - 2024	22	\$720.00	\$558.00	-\$1,278.00	\$25.36
2024 - 2025	19	\$950.00	\$597.77	-\$1,357.77	\$31.46

Girls Soccer	Participants	Revenues	School Contribution	Expenses	Funding the SCHOOL Devoted per Student
2021 - 2022	20	\$340	\$60.00	-\$1,315.20	\$3.00
2022 - 2023	19	\$680	\$881.53	-\$3,255.51	\$46.40
2023 - 2024	18	\$560.00	\$2,234.93	-\$2,658.93	\$124.16
2024 - 2025	18	\$440.00	\$1,556.71	-\$2,252.71	\$86.48

Boys Track & Field*	Participants	Revenues	School Contribution	Expenses	Funding the SCHOOL Devoted per Student
2021 - 2022	28	\$884.00	\$2,300.00	-\$4,249.05	\$82.14
2022 - 2023	33	\$1,486.00	\$275.00	-\$5,099.77	\$4.17
2023 - 2024	35	\$1,020.00	\$829.06	-\$3,270.78	\$11.05
2024 - 2025	32	\$1,400.00	\$1,725.24	-\$2,807.84	\$26.14

Girls Track & Field*	Participants	Revenues	School Contribution	Expenses	Funding the SCHOOL Devoted per Student
2021 - 2022	25	\$884.00	\$2,300.00	-\$4,249.05	\$92.00
2022 - 2023	33	\$1,486.00	\$275.00	-\$5,099.77	\$4.17
2023 - 2024	40	\$1,020.00	\$829.06	-\$3,270.78	\$11.05
2024 - 2025	34	\$1,400.00	\$1,725.24	-\$2,807.84	\$26.14

Boys Volleyball	Participants	Revenues	School Contribution	Expenses	Funding the SCHOOL Devoted per Student
2021 - 2022	15	\$188.91	\$370.00	-\$756.06	\$24.67
2022 - 2023	15	\$333.56	\$2,179.21	-\$3,555.34	\$145.28
2023 - 2024	11	\$272.72	\$2,176.46	-\$2,529.18	\$197.86
2024 - 2025	11	\$450.13	\$1,202.04	-\$1,580.05	\$109.28

Girls Volleyball	Participants	Revenues	School Contribution	Expenses	Funding the SCHOOL Devoted per Student
2021 - 2022	15	\$241.12	\$380.73	-\$1,893.75	\$25.38
2022 - 2023	18	\$505.17	\$3,714.31	-\$4,119.48	\$206.35
2023 - 2024	14	\$280.00	\$2,749.33	-\$3,109.33	\$196.38
2024 - 2025	12	\$503.30	\$189,297.00	-\$2,426.27	\$15,774.75

Boys Wrestling**	Participants	Revenues	School Contribution	Expenses	Funding the SCHOOL Devoted per Student
2021 - 2022	25	\$320.00	\$40.00	-\$2,664.28	\$1.60
2022 - 2023	32	\$960.00	\$4,763.74	-\$5,783.66	\$132.33
2023 - 2024	20	\$650.00	\$2,573.15	-\$2,196.59	\$128.66
2024 - 2025	20	\$650.00	\$716.90	-\$2,566.67	\$23.90

Girls Wrestling**	Participants	Revenues	School Contribution	Expenses	Funding the SCHOOL Devoted per Student
2021 - 2022	5	\$320.00	\$4.00	-\$2,664.28	\$1.60
2022 - 2023	4	\$960.00	\$4,763.74	-\$5,783.66	\$132.33
2023 - 2024	3	\$0.00	\$1,290.56	-\$104.00	\$430.19
2024 - 2025	10	\$650.00	\$716.90	-\$2,566.67	\$23.90

* Indicates that a co-ed account is being used for this activity. Boy and girl participants were combined to determine the funding the SCHOOL devoted per student. To find Funding the SCHOOL devoted per student the following formula was used: Total participants divided by the total transfer amount. **Girls and Boys Wrestling separated at the beginning of the 2023-2024 school year.

Are competitive facilities for boys and girls teams available to male and female athletes on an equivalent basis?	
4	Competitive facilities for boys and girls teams are available to male and female athletes on an equivalent basis.
3	Competitive facilities for boys and girls teams are available to male and female athletes most of the time.
2	Competitive facilities for boys and girls teams are available to male and female athletes some of the time.
1	Competitive facilities for boys and girls teams are rarely available to male and female athletes.
4	Yes. Boys and girls teams have equal access to the gym or field space during intramurals, practice, and competitive play.

Are practice facilities for boys and girls teams available to male and female athletes on an equivalent basis?	
4	All practice facilities for boys and girls teams are available to male and female athletes on an equivalent basis.
3	Practice facilities for boys and girls teams are available to male and female athletes most of the time.
2	Practice facilities for boys and girls teams are available to male and female athletes some of the time.
1	Practice facilities for boys and girls teams are rarely available to male and female athletes on an equivalent basis.
4	Yes, they both have equal opportunities to the indoor and outdoor facilities.

Provide a detailed description of the school's efforts in Title IX compliance for any scores of 3 or less on the above rubrics.	
We did not have any scores below 4. However, we did do things at EJH to try to ensure we got equal interest from boys and girls. The athletic coordinator, or coach, created and posted a flyer at least two weeks before the start of the season—the flyers advertised for boys and girls teams. In addition, we posted the info, or flyers, on our school Instagram page and announced dates and info on our EJH school announcements. The announcements are broadcast to the entire school 4 times a week.	

Are competitive facilities for boys and girls teams of equivalent quality?	
4	All competitive facilities for boys and girls teams are of equivalent quality.
3	Most competitive facilities for boys and girls teams are of equivalent quality.
2	Some of the competitive facilities for boys and girls teams are of equivalent quality.
1	Very little, if any, of the competitive facilities for boys and girls teams are of equivalent quality.
4	Yes. We have two full-size basketball courts, and enough field space for 2+ soccer fields. The field space is also great for our track and field team to spread out and practice all of their events.

If teams have to share their practice facility with other activities, such as intramural sports or PE classes, does it happen to both boys and girls teams?	
4	Both boys' and girls' teams share their practice facility with other activities.
3	Either the boys or the girls teams share their practice facility slightly more than the other.
2	Either the boys or the girls teams share their practice facility more than the other.
1	Either the boys or the girls' teams share their practice facility. The other rarely shares their facility.
4	Yes, we share our space equally with boys and girls for all intramurals. We also do not run intramural sports that conflict with the current season. If we do extra soccer, basketball, volleyball, etc., intramurals, we do them in a different quarter of the school year, which is typically 1st or 4th quarter.

If there is a discrepancy between male-designated and female-designated sports of 10% or greater, provide an action plan to address the discrepancy.	
No	0.25% discrepancy

Are practice facilities for boys and girls teams of equivalent quality?	
4	Practice facilities for boys and girls teams are of equivalent quality.
3	Practice facilities for boys and girls teams are close to being equivalent in quality.
2	Some of the practice facilities for boys and girls teams are equivalent in quality.
1	Very little, if any, of the practice facilities for boys and girls are equivalent in quality.
4	Yes, both teams have access to gyms and fields. We have space for them to have their own, and they do not have to share.

If any teams have to be "bumped" out of their scheduled facility, does it happen to both boys' and girls' teams?	
4	Both boys and girls are "bumped" out of their scheduled facility on an equal basis.
3	Either the boys or the girls teams are "bumped" slightly more than the other.
2	Either the boys or the girls teams are "bumped" more than the other.
1	Just the boys or the girls teams are always "bumped" while the other is never altered.
4	This did not happen at our school this year. No one was bumped.

EVERGREEN JUNIOR HIGH SCHOOL

Interscholastic Sports Offered	Boys Basketball	Girls Basketball	Boys Cross Country	Girls Cross Country	Boys Soccer	Girls Soccer	Boys Track & Field	Girls Track & Field	Boys Volleyball	Girls Volleyball	Boys Wrestling	Girls Wrestling
2021 - 2022	Yes	Yes	Yes	Yes	Yes	Yes	Yes	Yes	Yes	Yes	co-ed	
2022 - 2023	Yes	Yes	Yes	Yes	Yes	Yes	Yes	Yes	Yes	Yes	Yes	Yes
2023 - 2024	Yes	Yes	Yes	Yes	Yes	Yes	Yes	Yes	Yes	Yes	Yes	Yes
2024 - 2025	Yes	Yes	Yes	Yes	Yes	Yes	Yes	Yes	Yes	Yes	Yes	Yes

Enrollment	Male Enrollment	Female Enrollment
2021 - 2022	713	352
2022 - 2023	658	336
2023 - 2024	638	302
2024 - 2025	576	286

Number of Interscholastic Sports Offered to Boys	
2021 - 2022	5
2022 - 2023	6
2023 - 2024	6
2024 - 2025	6

Number of Interscholastic Sports Offered to Girls	
2021 - 2022	5
2022 - 2023	6
2023 - 2024	6
2024 - 2025	6

Total Number of Students Participating in Single-sex Interscholastic Sports	
2021 - 2022	182
2022 - 2023	202
2023 - 2024	164
2024 - 2025	176

Total Number of Boys Participating in Single-sex Interscholastic Sports	
2021 - 2022	108
2022 - 2023	108
2023 - 2024	87
2024 - 2025	93

Total Number of Girls Participating in Single-Sex Interscholastic Sports	
2021 - 2022	74
2022 - 2023	94
2023 - 2024	77
2024 - 2025	83

Boys Basketball	Participants	Revenues	School Contribution	Expenses	Funding the SCHOOL Devoted per Student
2021 - 2022	15	\$240.00	\$405.00	-\$486.38	\$27.00
2022 - 2023	15	\$320.00	\$1,240.29	-\$2,175.36	\$82.69
2023 - 2024	10	\$260.00	\$484.58	-\$744.58	\$48.46
2024 - 2025	11	\$858.00	\$32.10	-\$812.10	\$2.92

Girls Basketball	Participants	Revenues	School Contribution	Expenses	Funding the SCHOOL Devoted per Student
2021 - 2022	15	\$200.00	\$605.00	-\$666.38	\$40.33
2022 - 2023	10	\$180.00	\$1,054.84	-\$2,065.54	\$105.48
2023 - 2024	10	\$200.00	\$819.58	-\$1,019.58	\$81.96
2024 - 2025	11	\$702.00	\$104.87	-\$826.87	\$9.53

Boys Cross Country*	Participants	Revenues	School Contribution	Expenses	Funding the SCHOOL Devoted per Student
2021 - 2022	15	\$400.00	\$1,380.82	-\$1,380.32	\$46.03
2022 - 2023	7	\$380.00	\$20.00	-\$887.32	\$1.00
2023 - 2024	11	\$320.00	\$35.30	-\$796.48	\$1.77
2024 - 2025	14	\$320.00	\$654.75	-\$1,094.75	\$29.76

Girls Cross Country*	Participants	Revenues	School Contribution	Expenses	Funding the SCHOOL Devoted per Student
2021 - 2022	15	\$400.00	\$1,380.82	-\$1,380.32	\$46.03
2022 - 2023	13	\$380.00	\$20.00	-\$887.32	\$1.00
2023 - 2024	9	\$320.00	\$35.30	-\$796.48	\$1.77
2024 - 2025	8	\$320.00	\$654.75	-\$1,094.75	\$29.76

Boys Soccer	Participants	Revenues	School Contribution	Expenses	Funding the SCHOOL Devoted per Student
2021 - 2022	20	\$140.00	\$616.44	-\$597.50	\$30.82
2022 - 2023	16	\$260.00	\$190.00	-\$829.00	\$11.88
2023 - 2024	17	\$300.00	\$2,578.23	-\$2,861.73	\$151.66
2024 - 2025	17	\$686.00	\$328.01	-\$1,134.01	\$19.29

Girls Soccer	Participants	Revenues	School Contribution	Expenses	Funding the SCHOOL Devoted per Student
2021 - 2022	20	\$150.00	\$190.00	-\$527.50	\$9.50
2022 - 2023	18	\$340.00	\$309.15	-\$977.50	\$17.18
2023 - 2024	17	\$320.00	\$1,946.23	-\$2,246.23	\$114.48
2024 - 2025	17	\$735.00	\$196.16	-\$962.16	\$11.54

Boys Track & Field*	Participants	Revenues	School Contribution	Expenses	Funding the SCHOOL Devoted per Student
2021 - 2022	27	\$870.00	\$530.88	-\$1,742.75	\$10.12
2022 - 2023	37	\$1,390.00	\$200.00	-\$1,599.75	\$2.60
2023 - 2024	30	\$1,050.00	\$260.92	-\$2,246.23	\$4.35
2024 - 2025	29	\$1,115.00	\$915.43	-\$1,845.43	\$15.01

Girls Track & Field*	Participants	Revenues	School Contribution	Expenses	Funding the SCHOOL Devoted per Student
2021 - 2022	25	\$870.00	\$530.88	-\$1,742.75	\$10.12
2022 - 2023	40	\$1,390.00	\$200.00	-\$1,599.75	\$2.60
2023 - 2024	30	\$1,050.00	\$260.92	-\$2,246.23	\$4.35
2024 - 2025	32	\$1,115.00	\$915.43	-\$1,845.43	\$15.01

Boys Volleyball	Participants	Revenues	School Contribution	Expenses	Funding the SCHOOL Devoted per Student
2021 - 2022	15	\$140.00	\$144.76	-\$621.37	\$9.65
2022 - 2023	9	\$160.00	\$795.18	-\$975.18	\$88.35
2023 - 2024	9	\$160.00	\$1,263.76	-\$1,421.17	\$140.42
2024 - 2025	9	\$600.00	\$379.60	-\$1,010.60	\$42.18

Girls Volleyball	Participants	Revenues	School Contribution	Expenses	Funding the SCHOOL Devoted per Student
2021 - 2022	15	\$160.00	\$20.00	-\$486.38	\$1.33
2022 - 2023	9	\$160.00	\$20.00	-\$865.18	\$2.22
2023 - 2024	9	\$160.00	\$1,055.05	-\$1,412.74	\$117.23
2024 - 2025	9	\$480.00	\$191.50	-\$629.60	\$21.28

Boys Wrestling*	Participants	Revenues	School Contribution	Expenses	Funding the SCHOOL Devoted per Student
2021 - 2022	16	\$620.00	\$166.98	-\$2,118.06	\$10.44
2022 - 2023	24	\$0.00	\$515.50	-\$3,816.70	\$18.30
2023 - 2024	10	\$292.80	\$20.00	-\$96.46	\$1.67
2024 - 2025	13	\$400.00	\$200.00	-\$654.48	\$10.53

Girls Wrestling*	Participants	Revenues	School Contribution	Expenses	Funding the SCHOOL Devoted per Student
2021 - 2022	4	\$620.00	\$166.98	-\$2,118.06	\$10.44
2022 - 2023	4	\$0.00	\$515.50	-\$3,816.70	\$18.30
2023 - 2024	2	\$292.80	\$20.00	-\$96.46	\$1.67
2024 - 2025	6	\$400.00	\$200.00	-\$654.48	\$10.53

* Indicates that a co-ed account is being used for this activity. Boy and girl participants were combined to determine the funding the SCHOOL devoted per student. To find Funding the SCHOOL devoted per student the following formula was used: Total participants divided by the total transfer amount.

EVERGREEN JUNIOR HIGH SCHOOL

Are competitive facilities for boys and girls teams available to male and female athletes on an equivalent basis?	
4	Competitive facilities for boys and girls teams are available to male and female athletes on an equivalent basis.
3	Competitive facilities for boys and girls teams are available to male and female athletes most of the time.
2	Competitive facilities for boys and girls teams are available to male and female athletes some of the time.
1	Competitive facilities for boys and girls teams are rarely available to male and female athletes.
4	Our facilities are equal for both male and female participants. Each has locker rooms, and practice and game fields are the same.

Are practice facilities for boys and girls teams available to male and female athletes on an equivalent basis?	
4	All practice facilities for boys and girls teams are available to male and female athletes on an equivalent basis.
3	Practice facilities for boys and girls teams are available to male and female athletes most of the time.
2	Practice facilities for boys and girls teams are available to male and female athletes some of the time.
1	Practice facilities for boys and girls teams are rarely available to male and female athletes on an equivalent basis.
4	They are both up to sports quality at our school.

Provide a detailed description of the school's efforts in Title IX compliance for any scores of 3 or less on the above rubrics.	
We do a great job of maintaining equality at our school, so we can provide the student-athlete with a great experience.	

Are competitive facilities for boys and girls teams of equivalent quality?	
4	All competitive facilities for boys and girls teams are of equivalent quality.
3	Most competitive facilities for boys and girls teams are of equivalent quality.
2	Some of the competitive facilities for boys and girls teams are of equivalent quality.
1	Very little, if any, of the competitive facilities for boys and girls teams are of equivalent quality.
4	They are of the same area and are equal.

If teams have to share their practice facility with other activities, such as intramural sports or PE classes, does it happen to both boys and girls teams?	
4	Both boys' and girls' teams share their practice facility with other activities.
3	Either the boys or the girls teams share their practice facility slightly more than the other.
2	Either the boys or the girls teams share their practice facility more than the other.
1	Either the boys or the girls' teams share their practice facility. The other rarely shares their facility.
4	If one gets bumped, they both have equality.

If there is a discrepancy between male-designated and female-designated sports of 10% or greater, provide an action plan to address the discrepancy.	
No	6.28% We do have more males participating in wrestling than females. We are working with the wrestling coach to come to PE classes before the season to show how wrestling can help you and to try and get more females interested.

Are practice facilities for boys and girls teams of equivalent quality?	
4	Practice facilities for boys and girls teams are of equivalent quality.
3	Practice facilities for boys and girls teams are close to being equivalent in quality.
2	Some of the practice facilities for boys and girls teams are equivalent in quality.
1	Very little, if any, of the practice facilities for boys and girls are equivalent in quality.
4	Yes, they are shared and equal time for each team.

If any teams have to be "bumped" out of their scheduled facility, does it happen to both boys' and girls' teams?	
4	Both boys and girls are "bumped" out of their scheduled facility on an equal basis.
3	Either the boys or the girls teams are "bumped" slightly more than the other.
2	Either the boys or the girls teams are "bumped" more than the other.
1	Just the boys or the girls teams are always "bumped" while the other is never altered.
4	We do a great job of maintaining equality at our school, so we can provide the student-athlete with a great experience.

GRANITE PARK JUNIOR HIGH SCHOOL

Interscholastic Sports Offered	Boys Basketball	Girls Basketball	Boys Cross Country	Girls Cross Country	Boys Soccer	Girls Soccer	Boys Track & Field	Girls Track & Field	Boys Volleyball	Girls Volleyball	Boys Wrestling	Girls Wrestling
2021 - 2022	Yes	Yes	Yes	Yes	Yes	Yes	Yes	Yes	Yes	Yes	co-ed	
2022 - 2023	Yes	Yes	Yes	Yes	Yes	Yes	Yes	Yes	Yes	Yes	Yes	Yes
2023 - 2024	Yes	Yes	Yes	Yes	Yes	Yes	Yes	Yes	Yes	Yes	Yes	Yes
2024 - 2025	Yes	Yes	Yes	Yes	Yes	Yes	Yes	Yes	Yes	Yes	Yes	Yes

Enrollment	Male Enrollment	Female Enrollment
2021 - 2022	941	481
2022 - 2023	871	462
2023 - 2024	807	415
2024 - 2025	757	392

Number of Interscholastic Sports Offered to Boys	
2021 - 2022	4
2022 - 2023	6
2023 - 2024	6
2024 - 2025	6

Number of Interscholastic Sports Offered to Girls	
2021 - 2022	4
2022 - 2023	6
2023 - 2024	6
2024 - 2025	6

Total Number of Students Participating in Single-sex Interscholastic Sports	
2021 - 2022	132
2022 - 2023	124
2023 - 2024	138
2024 - 2025	146

Total Number of Boys Participating in Single-sex Interscholastic Sports	
2021 - 2022	70
2022 - 2023	61
2023 - 2024	72
2024 - 2025	65

Total Number of Girls Participating in Single-Sex Interscholastic Sports	
2021 - 2022	62
2022 - 2023	63
2023 - 2024	66
2024 - 2025	81

Boys Basketball	Participants	Revenues	School Contribution	Expenses	Funding the SCHOOL Devoted per Student
2021 - 2022	15	\$0.00	\$0.00	-\$710.33	\$0.00
2022 - 2023	10	\$0.00	\$0.00	-\$93.00	\$0.00
2023 - 2024	15	\$0.00	\$675.00	-\$275.00	\$45.00
2024 - 2025	12	\$36.00	\$597.37	-\$845.37	\$49.78

Girls Basketball	Participants	Revenues	School Contribution	Expenses	Funding the SCHOOL Devoted per Student
2021 - 2022	15	\$0.00	\$0.00	-\$390.29	\$0.00
2022 - 2023	10	\$0.00	\$0.00	-\$390.29	\$0.00
2023 - 2024	13	\$0.00	\$950.00	-\$550.00	\$73.08
2024 - 2025	13	\$0.00	\$121.82	-\$521.82	\$9.37

Boys Cross Country*	Participants	Revenues	School Contribution	Expenses	Funding the SCHOOL Devoted per Student
2021 - 2022	10	\$0.00	\$0.00	-\$477.59	\$0.00
2022 - 2023	21	\$0.00	\$0.00	-\$396.71	\$0.00
2023 - 2024	8	\$0.00	\$1,162.50	-\$962.50	\$96.88
2024 - 2025	6	\$120.00	\$879.50	-\$1,039.50	\$73.29

Girls Cross Country*	Participants	Revenues	School Contribution	Expenses	Funding the SCHOOL Devoted per Student
2021 - 2022	10	\$0.00	\$0.00	-\$477.59	\$0.00
2022 - 2023	18	\$0.00	\$0.00	-\$396.71	\$0.00
2023 - 2024	4	\$0.00	\$1,162.50	-\$962.50	\$96.88
2024 - 2025	6	\$120.00	\$879.50	-\$1,039.50	\$73.29

Boys Soccer	Participants	Revenues	School Contribution	Expenses	Funding the SCHOOL Devoted per Student
2021 - 2022	20	\$0.00	\$600.00	-\$960.37	\$30.00
2022 - 2023	18	\$0.00	\$150.00	-\$172.13	\$8.33
2023 - 2024	18	\$50.00	\$1,995.00	-\$1,545.00	\$110.83
2024 - 2025	16	\$80.00	\$892.25	-\$1,072.25	\$55.77

Girls Soccer	Participants	Revenues	School Contribution	Expenses	Funding the SCHOOL Devoted per Student
2021 - 2022	20	\$0.00	\$500.00	-\$670.00	\$25.00
2022 - 2023	18	\$0.00	\$150.00	-\$312.50	\$8.33
2023 - 2024	18	\$0.00	\$1,630.00	-\$1,180.00	\$90.56
2024 - 2025	17	\$40.00	\$742.63	-\$952.63	\$43.68

Boys Track & Field*	Participants	Revenues	School Contribution	Expenses	Funding the SCHOOL Devoted per Student
2021 - 2022	0	\$0.00	\$0.00	\$0.00	\$0.00
2022 - 2023	7	\$0.00	\$0.00	\$0.00	\$0.00
2023 - 2024	12	\$0.00	\$1,076.19	-\$1,076.19	\$44.84
2024 - 2025	14	\$80.00	\$1,900.00	-\$1,140.00	\$48.72

Girls Track & Field*	Participants	Revenues	School Contribution	Expenses	Funding the SCHOOL Devoted per Student
2021 - 2022	0	\$0.00	\$0.00	\$0.00	\$0.00
2022 - 2023	9	\$0.00	\$0.00	\$0.00	\$0.00
2023 - 2024	12	\$0.00	\$1,076.19	-\$1,076.19	\$44.84
2024 - 2025	25	\$80.00	\$1,900.00	-\$1,140.00	\$48.72

Boys Volleyball	Participants	Revenues	School Contribution	Expenses	Funding the SCHOOL Devoted per Student
2021 - 2022	15	\$0.00	\$600.00	-\$1,364.30	\$40.00
2022 - 2023	15	\$0.00	\$762.82	-\$822.82	\$50.85
2023 - 2024	12	\$0.00	\$0.00	\$0.00	\$0.00
2024 - 2025	12	\$0.00	\$897.75	-\$897.75	\$74.81

Girls Volleyball	Participants	Revenues	School Contribution	Expenses	Funding the SCHOOL Devoted per Student
2021 - 2022	15	\$0.00	\$1,200.00	-\$1,930.01	\$80.00
2022 - 2023	15	\$0.00	\$579.44	-\$703.73	\$38.63
2023 - 2024	14	\$0.00	\$0.00	\$0.00	\$0.00
2024 - 2025	14	\$0.00	\$534.00	-\$534.00	\$38.14

Boys Wrestling*	Participants	Revenues	School Contribution	Expenses	Funding the SCHOOL Devoted per Student
2021 - 2022	10	\$0.00	\$700.00	-\$1,313.53	\$58.33
2022 - 2023	15	\$0.00	\$762.82	-\$822.82	\$50.85
2023 - 2024	7	\$0.00	\$202.73	-\$202.73	\$16.89
2024 - 2025	5	\$80.00	\$240.00	\$0.00	\$21.82

Girls Wrestling*	Participants	Revenues	School Contribution	Expenses	Funding the SCHOOL Devoted per Student
2021 - 2022	2	\$0.00	\$700.00	-\$1,313.53	\$58.33
2022 - 2023	15	\$0.00	\$762.82	-\$822.82	\$50.85
2023 - 2024	5	\$0.00	\$202.73	-\$202.73	\$16.89
2024 - 2025	6	\$80.00	\$240.00	\$0.00	\$21.82

* Indicates that a co-ed account is being used for this activity. Boy and girl participants were combined to determine the funding the SCHOOL devoted per student. To find Funding the SCHOOL devoted per student the following formula was used: Total participants divided by the total transfer amount.

Are competitive facilities for boys and girls teams available to male and female athletes on an equivalent basis?	
4	Competitive facilities for boys and girls teams are available to male and female athletes on an equivalent basis.
3	Competitive facilities for boys and girls teams are available to male and female athletes most of the time.
2	Competitive facilities for boys and girls teams are available to male and female athletes some of the time.
1	Competitive facilities for boys and girls teams are rarely available to male and female athletes.
4	Every interscholastic team has a boys' component (team) and a girls' component.

Are practice facilities for boys and girls teams available to male and female athletes on an equivalent basis?	
4	All practice facilities for boys and girls teams are available to male and female athletes on an equivalent basis.
3	Practice facilities for boys and girls teams are available to male and female athletes most of the time.
2	Practice facilities for boys and girls teams are available to male and female athletes some of the time.
1	Practice facilities for boys and girls teams are rarely available to male and female athletes on an equivalent basis.
4	Both teams use the same facilities.

Provide a detailed description of the school's efforts in Title IX compliance for any scores of 3 or less on the above rubrics.	
We meet all the criteria listed above. We love having boys and girls participate in the different activities.	

Are competitive facilities for boys and girls teams of equivalent quality?	
4	All competitive facilities for boys and girls teams are of equivalent quality.
3	Most competitive facilities for boys and girls teams are of equivalent quality.
2	Some of the competitive facilities for boys and girls teams are of equivalent quality.
1	Very little, if any, of the competitive facilities for boys and girls teams are of equivalent quality.
4	Both teams have equal practice time, are given equal jerseys and equipment. Both teams have the same student requirements.

If teams have to share their practice facility with other activities, such as intramural sports or PE classes, does it happen to both boys and girls teams?	
4	Both boys and girls teams share their practice facility with other activities.
3	Either the boys or the girls teams share their practice facility slightly more than the other.
2	Either the boys or the girls teams share their practice facility more than the other.
1	Either the boys or the girls teams share their practice facility. The other rarely shares their facility.
4	It is rare that we have to "bump" a team out of practice time, but if that happens, then we try to rotate the schedule so that both teams still have equal practice time.

If there is a discrepancy between male-designated and female-designated sports of 10% or greater, provide an action plan to address the discrepancy.	
Yes	(-10.95) This year, we had more girls choose to participate in track and field, which does not hold tryouts and therefore does not cut students from the team. Additionally, for the competitive teams in which there was a tryout, the coaches for the girls (basketball, soccer, volleyball) chose to have a larger roster. They are given some autonomy in how many players they can take and the coaches for the girls teams chose to take a few more.

Are practice facilities for boys and girls teams of equivalent quality?	
4	Practice facilities for boys and girls teams are of equivalent quality.
3	Practice facilities for boys and girls teams are close to being equivalent in quality.
2	Some of the practice facilities for boys and girls teams are equivalent in quality.
1	Very little, if any, of the practice facilities for boys and girls are equivalent in quality.
4	We (coaches and I) collaborate at the beginning of each season to schedule which team has the gym/field/weight room on which days, making sure that the time allotted is even.

If any teams have to be "bumped" out of their scheduled facility, does it happen to both boys' and girls' teams?	
4	Both boys and girls are "bumped" out of their scheduled facility on an equal basis.
3	Either the boys or the girls teams are "bumped" slightly more than the other.
2	Either the boys or the girls teams are "bumped" more than the other.
1	Just the boys or the girls teams are always "bumped" while the other is never altered.
4	We only have one gym, so both teams share it with any other activity.

HUNTER JUNIOR HIGH SCHOOL

Interscholastic Sports Offered	Boys Basketball	Girls Basketball	Boys Cross Country	Girls Cross Country	Boys Soccer	Girls Soccer	Boys Track & Field	Girls Track & Field	Boys Volleyball	Girls Volleyball	Boys Wrestling	Girls Wrestling
2021 - 2022	Yes	Yes	Yes	Yes	Yes	Yes	Yes	Yes	Yes	Yes	co-ed	
2022 - 2023	Yes	Yes	Yes	Yes	Yes	Yes	Yes	Yes	Yes	Yes	Yes	Yes
2023 - 2024	Yes	Yes	Yes	Yes	Yes	Yes	Yes	Yes	Yes	Yes	Yes	Yes
2024 - 2025	Yes	Yes	Yes	Yes	Yes	Yes	Yes	Yes	Yes	Yes	Yes	Yes

Enrollment	Male Enrollment	Female Enrollment
2021 - 2022	772	399
2022 - 2023	732	383
2023 - 2024	743	404
2024 - 2025	634	329

Number of Interscholastic Sports Offered to Boys	
2021 - 2022	5
2022 - 2023	6
2023 - 2024	6
2024 - 2025	6

Number of Interscholastic Sports Offered to Girls	
2021 - 2022	5
2022 - 2023	6
2023 - 2024	6
2024 - 2025	6

Total Number of Students Participating in Single-sex Interscholastic Sports	
2021 - 2022	215
2022 - 2023	151
2023 - 2024	138
2024 - 2025	167

Total Number of Boys Participating in Single-sex Interscholastic Sports	
2021 - 2022	115
2022 - 2023	82
2023 - 2024	72
2024 - 2025	92

Total Number of Girls Participating in Single-Sex Interscholastic Sports	
2021 - 2022	100
2022 - 2023	69
2023 - 2024	66
2024 - 2025	75

Boys Basketball	Participants	Revenues	School Contribution	Expenses	Funding the SCHOOL Devoted per Student
2021 - 2022	15	\$20.00	\$0.00	-\$445.00	\$0.00
2022 - 2023	15	\$120.00	\$60.00	-\$684.65	\$4.00
2023 - 2024	10	\$100.00	\$20.00	-\$1,160.72	\$2.00
2024 - 2025	12	\$220.00	\$741.18	-\$465.62	\$61.77

Girls Basketball	Participants	Revenues	School Contribution	Expenses	Funding the SCHOOL Devoted per Student
2021 - 2022	15	\$0.00	\$0.00	\$735.25	\$0.00
2022 - 2023	9	\$80.00	\$40.00	-\$508.27	\$4.44
2023 - 2024	10	\$60.00	\$60.00	-\$636.56	\$6.00
2024 - 2025	12	\$240.00	\$935.83	-\$906.26	\$77.99

Boys Cross Country*	Participants	Revenues	School Contribution	Expenses	Funding the SCHOOL Devoted per Student
2021 - 2022	20	\$0.00	\$0.00	-\$1,840.14	\$0.00
2022 - 2023	24	\$0.00	\$0.00	-\$1,836.72	\$0.00
2023 - 2024	7	\$140.00	\$20.00	-\$1,065.49	\$1.82
2024 - 2025	8	\$570.00	\$873.64	-\$1,384.09	\$67.20

Girls Cross Country*	Participants	Revenues	School Contribution	Expenses	Funding the SCHOOL Devoted per Student
2021 - 2022	20	\$0.00	\$0.00	-\$1,840.14	\$0.00
2022 - 2023	6	\$0.00	\$0.00	-\$1,836.72	\$0.00
2023 - 2024	4	\$140.00	\$20.00	-\$1,065.49	\$1.82
2024 - 2025	5	\$570.00	\$873.64	-\$1,384.09	\$67.20

Boys Soccer	Participants	Revenues	School Contribution	Expenses	Funding the SCHOOL Devoted per Student
2021 - 2022	20	\$0.00	\$0.00	-\$414.71	\$0.00
2022 - 2023	15	\$210.00	\$210.00	-\$1,053.79	\$14.00
2023 - 2024	15	\$280.00	\$170.00	-\$1,242.58	\$11.33
2024 - 2025	15	\$600.00	\$703.20	-\$1,078.35	\$46.88

Girls Soccer	Participants	Revenues	School Contribution	Expenses	Funding the SCHOOL Devoted per Student
2021 - 2022	20	\$0.00	\$0.00	-\$718.35	\$0.00
2022 - 2023	12	\$120.00	\$210.00	-\$898.15	\$10.50
2023 - 2024	17	\$160.00	\$190.00	-\$1,329.62	\$9.50
2024 - 2025	15	\$500.00	\$917.63	-\$1,179.41	\$45.88

Boys Track & Field*	Participants	Revenues	School Contribution	Expenses	Funding the SCHOOL Devoted per Student
2021 - 2022	28	\$0.00	\$0.00	-\$1,840.14	\$0.00
2022 - 2023	24	\$0.00	\$0.00	-\$1,836.72	\$0.00
2023 - 2024	24	\$0.00	\$0.00	-\$1,639.31	\$0.00
2024 - 2025	31	\$9.00	\$0.00	-\$1,000.84	\$0.00

Girls Track & Field*	Participants	Revenues	School Contribution	Expenses	Funding the SCHOOL Devoted per Student
2021 - 2022	25	\$0.00	\$0.00	-\$1,840.14	\$0.00
2022 - 2023	23	\$0.00	\$0.00	-\$1,836.72	\$0.00
2023 - 2024	14	\$0.00	\$0.00	-\$1,639.31	\$0.00
2024 - 2025	23	\$9.00	\$0.00	-\$1,000.84	\$0.00

Boys Volleyball	Participants	Revenues	School Contribution	Expenses	Funding the SCHOOL Devoted per Student
2021 - 2022	15	\$80.00	\$20.00	-\$918.10	\$1.33
2022 - 2023	7	\$120.00	\$20.00	-\$705.00	\$286.00
2023 - 2024	9	\$40.00	\$80.00	-\$570.00	\$2.00
2024 - 2025	12	\$433.70	\$845.42	-\$1,145.52	\$70.45

Girls Volleyball	Participants	Revenues	School Contribution	Expenses	Funding the SCHOOL Devoted per Student
2021 - 2022	15	\$80.00	\$40.00	-\$927.26	\$2.67
2022 - 2023	10	\$100.00	\$380.00	-\$899.50	\$38.00
2023 - 2024	9	\$60.00	\$2,560.00	-\$1,162.82	\$284.44
2024 - 2025	12	\$320.00	\$409.79	-\$1,987.79	\$34.15

Boys Wrestling*	Participants	Revenues	School Contribution	Expenses	Funding the SCHOOL Devoted per Student
2021 - 2022	17	\$428.95	\$0.00	-\$3,034.43	\$0.00
2022 - 2023	17	\$800.00	\$2,580.00	-\$3,779.68	\$98.46
2023 - 2024	7	\$260.00	\$100.00	-\$1,063.57	\$5.26
2024 - 2025	14	\$460.00	\$1,645.97	-\$1,503.97	\$74.82

Girls Wrestling*	Participants	Revenues	School Contribution	Expenses	Funding the SCHOOL Devoted per Student
2021 - 2022	5	\$428.95	\$0.00	-\$3,034.43	\$0.00
2022 - 2023	9	\$800.00	\$2,580.00	-\$3,779.68	\$98.46
2023 - 2024	12	\$260.00	\$100.00	-\$1,063.57	\$5.26
2024 - 2025	8	\$460.00	\$1,645.97	-\$1,503.97	\$74.82

* Indicates that a co-ed account is being used for this activity. Boy and girl participants were combined to determine the funding the SCHOOL devoted per student. To find Funding the SCHOOL devoted per student the following formula was used: Total participants divided by the total transfer amount.

Are competitive facilities for boys and girls teams available to male and female athletes on an equivalent basis?	
4	Competitive facilities for boys and girls teams are available to male and female athletes on an equivalent basis.
3	Competitive facilities for boys and girls teams are available to male and female athletes most of the time.
2	Competitive facilities for boys and girls teams are available to male and female athletes some of the time.
1	Competitive facilities for boys and girls teams are rarely available to male and female athletes.
4	Every sport and equipment is provided for both sexes.

Are competitive facilities for boys and girls teams of equivalent quality?	
4	All competitive facilities for boys and girls teams are of equivalent quality.
3	Most competitive facilities for boys and girls teams are of equivalent quality.
2	Some of the competitive facilities for boys and girls teams are of equivalent quality.
1	Very little, if any, of the competitive facilities for boys and girls teams are of equivalent quality.
4	Facilities are the same.

Are practice facilities for boys and girls teams of equivalent quality?	
4	Practice facilities for boys and girls teams are of equivalent quality.
3	Practice facilities for boys and girls teams are close to being equivalent in quality.
2	Some of the practice facilities for boys and girls teams are equivalent in quality.
1	Very little, if any, of the practice facilities for boys and girls are equivalent in quality.
4	We use the same fields/gym, etc...

Are practice facilities for boys and girls teams available to male and female athletes on an equivalent basis?	
4	All practice facilities for boys and girls teams are available to male and female athletes on an equivalent basis.
3	Practice facilities for boys and girls teams are available to male and female athletes most of the time.
2	Practice facilities for boys and girls teams are available to male and female athletes some of the time.
1	Practice facilities for boys and girls teams are rarely available to male and female athletes on an equivalent basis.
4	We practice together.

If teams have to share their practice facility with other activities, such as intramural sports or PE classes, does it happen to both boys and girls teams?	
4	Both boys' and girls' teams share their practice facility with other activities.
3	Either the boys or the girls teams share their practice facility slightly more than the other.
2	Either the boys or the girls teams share their practice facility more than the other.
1	Either the boys or the girls' teams share their practice facility. The other rarely shares their facility.
4	We practice together.

If any teams have to be "bumped" out of their scheduled facility, does it happen to both boys' and girls' teams?	
4	Both boys and girls are "bumped" out of their scheduled facility on an equal basis.
3	Either the boys or the girls teams are "bumped" slightly more than the other.
2	Either the boys or the girls teams are "bumped" more than the other.
1	Just the boys or the girls teams are always "bumped" while the other is never altered.
4	N/A

Provide a detailed description of the school's efforts in Title IX compliance for any scores of 3 or less on the above rubrics.	
We provided the same opportunities to play every sport and took an even number of girls as boys in soccer, basketball, and volleyball.	

If there is a discrepancy between male-designated and female-designated sports of 10% or greater, provide an action plan to address the discrepancy.	
yes	10.17% Encourage more girls to try out for wrestling, cross country, and track&field

JEFFERSON JUNIOR HIGH SCHOOL

Interscholastic Sports Offered	Boys Basketball	Girls Basketball	Boys Cross Country	Girls Cross Country	Boys Soccer	Girls Soccer	Boys Track & Field	Girls Track & Field	Boys Volleyball	Girls Volleyball	Boys Wrestling	Girls Wrestling
2021 - 2022	Yes	Yes	Yes	Yes	Yes	Yes	Yes	Yes	Yes	Yes	co-ed	
2022 - 2023	Yes	Yes	Yes	Yes	Yes	Yes	Yes	Yes	Yes	Yes	Yes	Yes
2023 - 2024	Yes	Yes	Yes	Yes	Yes	Yes	Yes	Yes	Yes	Yes	Yes	Yes
2024 - 2025	Yes	Yes	Yes	Yes	Yes	Yes	Yes	Yes	Yes	Yes	Yes	Yes

Enrollment	Male Enrollment	Female Enrollment
2021 - 2022	1030	529
2022 - 2023	989	507
2023 - 2024	963	465
2024 - 2025	890	473

Number of Interscholastic Sports Offered to Boys	
2021 - 2022	5
2022 - 2023	6
2023 - 2024	6
2024 - 2025	6

Number of Interscholastic Sports Offered to Girls	
2021 - 2022	5
2022 - 2023	6
2023 - 2024	6
2024 - 2025	6

Total Number of Students Participating in Single-sex Interscholastic Sports	
2021 - 2022	167
2022 - 2023	202
2023 - 2024	244
2024 - 2025	229

Total Number of Boys Participating in Single-sex Interscholastic Sports	
2021 - 2022	84
2022 - 2023	112
2023 - 2024	120
2024 - 2025	113

Total Number of Girls Participating in Single-Sex Interscholastic Sports	
2021 - 2022	83
2022 - 2023	80
2023 - 2024	124
2024 - 2025	116

Boys Basketball	Participants	Revenues	School Contribution	Expenses	Funding the SCHOOL Devoted per Student
2021 - 2022	15	\$0.00	\$1,809.00	-\$456.75	\$120.60
2022 - 2023	12	\$220.00	\$780.15	-\$2,392.33	\$65.01
2023 - 2024	11	\$355.00	\$16.15	-\$890.11	\$1.47
2024 - 2025	12	\$280.00	\$647.00	-\$484.42	\$53.92

Girls Basketball	Participants	Revenues	School Contribution	Expenses	Funding the SCHOOL Devoted per Student
2021 - 2022	15	\$60.00	\$2,405.00	-\$530.00	\$160.33
2022 - 2023	15	\$220.00	\$1,000.50	-\$258.74	\$66.70
2023 - 2024	15	\$265.00	\$420.10	-\$1,638.35	\$28.01
2024 - 2025	12	\$495.00	\$510.00	-\$765.92	\$42.50

Boys Cross Country*	Participants	Revenues	School Contribution	Expenses	Funding the SCHOOL Devoted per Student
2021 - 2022	20	\$0.00	\$1,147.50	-\$1,147.50	\$31.87
2022 - 2023	12	\$360.00	\$1,019.00	-\$997.24	\$46.32
2023 - 2024	21	\$1,330.00	\$1,660.00	-\$2,650.84	\$28.91
2024 - 2025	7	\$555.00	\$0.00	-\$1,477.00	\$0.00

Girls Cross Country	Participants	Revenues	School Contribution	Expenses	Funding the SCHOOL Devoted per Student
2021 - 2022	16	\$0.00	\$1,147.50	-\$1,147.50	\$31.87
2022 - 2023	10	\$360.00	\$1,019.00	-\$997.24	\$46.32
2023 - 2024	25	\$1,330.00	\$1,660.00	-\$2,650.84	\$28.91
2024 - 2025	6	\$555.00	\$0.00	-\$1,477.00	\$0.00

Boys Soccer	Participants	Revenues	School Contribution	Expenses	Funding the SCHOOL Devoted per Student
2021 - 2022	20	\$45.00	\$1,080.00	-\$180.00	\$54.00
2022 - 2023	20	\$360.00	\$657.50	-\$843.06	\$32.88
2023 - 2024	19	\$385.00	\$1,185.00	-\$2,635.94	\$62.37
2024 - 2025	22	\$535.00	\$1,070.00	-\$614.60	\$48.64

Girls Soccer	Participants	Revenues	School Contribution	Expenses	Funding the SCHOOL Devoted per Student
2021 - 2022	20	\$240.00	\$1,080.00	-\$690.00	\$54.00
2022 - 2023	20	\$340.00	\$1,004.00	\$2,052.14	\$50.20
2023 - 2024	20	\$506.40	\$255.00	-\$991.94	\$12.75
2024 - 2025	22	\$750.00	\$300.00	-\$892.35	\$13.64

Boys Track & Field*	Participants	Revenues	School Contribution	Expenses	Funding the SCHOOL Devoted per Student
2021 - 2022	14	\$1,120.00	\$700.00	-\$1,272.00	\$21.87
2022 - 2023	38	\$1,080.00	\$1,410.00	-\$1,505.11	\$22.74
2023 - 2024	40	\$2,256.50	\$2,125.00	-\$4,208.92	\$24.43
2024 - 2025	36	\$2,460.00	\$1,390.00	-\$1,305.73	\$14.79

Girls Track & Field*	Participants	Revenues	School Contribution	Expenses	Funding the SCHOOL Devoted per Student
2021 - 2022	17	\$1,120.00	\$700.00	-\$1,272.00	\$21.87
2022 - 2023	24	\$1,080.00	\$1,410.00	-\$1,505.11	\$22.74
2023 - 2024	47	\$2,256.50	\$2,125.00	-\$4,208.92	\$24.43
2024 - 2025	58	\$2,460.00	\$1,390.00	-\$1,305.73	\$14.79

Boys Volleyball	Participants	Revenues	School Contribution	Expenses	Funding the SCHOOL Devoted per Student
2021 - 2022	15	\$230.00	\$1,650.00	-\$721.96	\$110.00
2022 - 2023	13	\$260.00	\$621.50	-\$1,692.46	\$47.81
2023 - 2024	12	\$245.00	\$150.13	-\$1,239.80	\$12.51
2024 - 2025	12	\$510.00	\$740.00	-\$862.54	\$61.67

Girls Volleyball	Participants	Revenues	School Contribution	Expenses	Funding the SCHOOL Devoted per Student
2021 - 2022	15	\$200.00	\$1,705.00	-\$783.94	\$113.67
2022 - 2023	15	\$180.00	\$517.00	-\$1,554.45	\$34.47
2023 - 2024	14	\$210.00	\$331.85	-\$766.51	\$23.70
2024 - 2025	12	\$495.00	\$250.00	-\$836.29	\$20.83

Boys Wrestling*	Participants	Revenues	School Contribution	Expenses	Funding the SCHOOL Devoted per Student
2021 - 2022	0	\$10.00	\$650.00	\$0.00	\$0.00
2022 - 2023	17	\$610.00	\$1,360.00	-\$4,045.70	\$59.13
2023 - 2024	17	\$420.00	\$805.00	-\$1,351.99	\$40.25
2024 - 2025	24	\$860.00	\$460.00	-\$1,569.94	\$15.33

Girls Wrestling*	Participants	Revenues	School Contribution	Expenses	Funding the SCHOOL Devoted per Student
2021 - 2022	0	\$10.00	\$650.00	\$0.00	\$0.00
2022 - 2023	6	\$610.00	\$1,360.00	-\$4,045.70	\$59.13
2023 - 2024	3	\$420.00	\$805.00	-\$1,351.99	\$40.25
2024 - 2025	6	\$860.00	\$460.00	-\$1,569.94	\$15.33

* Indicates that a co-ed account is being used for this activity. Boy and girl participants were combined to determine the funding the SCHOOL devoted per student. To find Funding the SCHOOL devoted per student the following formula was used: Total participants divided by the total transfer amount.

Are competitive facilities for boys and girls teams available to male and female athletes on an equivalent basis?	
4	Competitive facilities for boys and girls teams are available to male and female athletes on an equivalent basis.
3	Competitive facilities for boys and girls teams are available to male and female athletes most of the time.
2	Competitive facilities for boys and girls teams are available to male and female athletes some of the time.
1	Competitive facilities for boys and girls teams are rarely available to male and female athletes.
4	boys and girls utilize the same gym and field space.

Are practice facilities for boys and girls teams available to male and female athletes on an equivalent basis?	
4	All practice facilities for boys and girls teams are available to male and female athletes on an equivalent basis.
3	Practice facilities for boys and girls teams are available to male and female athletes most of the time.
2	Practice facilities for boys and girls teams are available to male and female athletes some of the time.
1	Practice facilities for boys and girls teams are rarely available to male and female athletes on an equivalent basis.
4	Boys and girls teams use the same facilities for practices and practice for the same number of days and time frames.

Provide a detailed description of the school's efforts in Title IX compliance for any scores of 3 or less on the above rubrics.	
We plan to continue the same practices for next year to maintain Title IX compliance.	

Are competitive facilities for boys and girls teams of equivalent quality?	
4	All competitive facilities for boys and girls teams are of equivalent quality.
3	Most competitive facilities for boys and girls teams are of equivalent quality.
2	Some of the competitive facilities for boys and girls teams are of equivalent quality.
1	Very little, if any, of the competitive facilities for boys and girls teams are of equivalent quality.
4	boys and girls use the same gym and field space

If teams have to share their practice facility with other activities, such as intramural sports or PE classes, does it happen to both boys and girls teams?	
4	Both boys' and girls' teams share their practice facility with other activities.
3	Either the boys or the girls teams share their practice facility slightly more than the other.
2	Either the boys or the girls teams share their practice facility more than the other.
1	Either the boys or the girls' teams share their practice facility. The other rarely shares their facility.
4	Neither team has been bumped from the facilities and has received their full time in each space.

If there is a discrepancy between male-designated and female-designated sports of 10% or greater, provide an action plan to address the discrepancy.	
No	(-1.31%) We did not have a discrepancy in male and female-designed sports this year.

Are practice facilities for boys and girls teams of equivalent quality?	
4	Practice facilities for boys and girls teams are of equivalent quality.
3	Practice facilities for boys and girls teams are close to being equivalent in quality.
2	Some of the practice facilities for boys and girls teams are equivalent in quality.
1	Very little, if any, of the practice facilities for boys and girls are equivalent in quality.
4	boys and girls use the same gym and field space for practices. We alternate before and after school in the gym each year for boys' and girls' basketball and volleyball.

If any teams have to be "bumped" out of their scheduled facility, does it happen to both boys' and girls' teams?	
4	Both boys and girls are "bumped" out of their scheduled facility on an equal basis.
3	Either the boys or the girls teams are "bumped" slightly more than the other.
2	Either the boys or the girls teams are "bumped" more than the other.
1	Just the boys or the girls teams are always "bumped" while the other is never altered.
4	All games and practices run before or after school so that they do not conflict with other school activities or classes.

KEARNS JUNIOR HIGH SCHOOL

Interscholastic Sports Offered	Boys Basketball	Girls Basketball	Boys Cross Country	Girls Cross Country	Boys Soccer	Girls Soccer	Boys Track & Field	Girls Track & Field	Boys Volleyball	Girls Volleyball	Boys Wrestling	Girls Wrestling
2021 - 2022	Yes	Yes	Yes	Yes	Yes	Yes	Yes	Yes	Yes	Yes	co-ed	
2022 - 2023	Yes	Yes	Yes	Yes	Yes	Yes	Yes	Yes	Yes	Yes	Yes	Yes
2023 - 2024	Yes	Yes	Yes	Yes	Yes	Yes	Yes	Yes	Yes	Yes	No	No
2024 - 2025	Yes	Yes	Yes	Yes	Yes	Yes	Yes	Yes	Yes	Yes	No	No

Enrollment	Male Enrollment	Female Enrollment
2021 - 2022	867	451
2022 - 2023	778	388
2023 - 2024	793	381
2024 - 2025	698	331

Number of Interscholastic Sports Offered to Boys	
2021 - 2022	5
2022 - 2023	6
2023 - 2024	5
2024 - 2025	5

Number of Interscholastic Sports Offered to Girls	
2021 - 2022	5
2022 - 2023	6
2023 - 2024	5
2024 - 2025	5

Total Number of Students Participating in Single-sex Interscholastic Sports	
2021 - 2022	139
2022 - 2023	171
2023 - 2024	150
2024 - 2025	123

Total Number of Boys Participating in Single-sex Interscholastic Sports	
2021 - 2022	73
2022 - 2023	87
2023 - 2024	78
2024 - 2025	69

Total Number of Girls Participating in Single-Sex Interscholastic Sports	
2021 - 2022	66
2022 - 2023	84
2023 - 2024	72
2024 - 2025	54

Boys Basketball	Participants	Revenues	School Contribution	Expenses	Funding the SCHOOL Devoted per Student
2021 - 2022	15	\$0.00	\$34.48	-\$839.47	\$2.30
2022 - 2023	20	\$0.00	\$2,212.97	-\$1,407.98	\$110.65
2023 - 2024	15	\$0.00	\$1,615.00	-\$1,406.96	\$107.67
2024 - 2025	13	\$150.00	\$855.00	-\$952.75	\$65.77

Girls Basketball	Participants	Revenues	School Contribution	Expenses	Funding the SCHOOL Devoted per Student
2021 - 2022	15	\$0.00	\$180.00	-\$846.00	\$12.00
2022 - 2023	18	\$0.00	\$1,917.98	-\$1,251.98	\$106.55
2023 - 2024	16	\$60.00	\$335.00	-\$275.00	\$20.94
2024 - 2025	10	\$60.00	\$975.00	-\$944.50	\$97.50

Boys Cross Country*	Participants	Revenues	School Contribution	Expenses	Funding the SCHOOL Devoted per Student
2021 - 2022	10	\$0.00	\$630.00	-\$630.00	\$31.50
2022 - 2023	15	\$0.00	\$962.50	-\$962.50	\$30.08
2023 - 2024	8	\$240.00	\$1,197.50	-\$1,237.50	\$17.14
2024 - 2025	8	\$100.00	\$1,635.00	-\$1,270.43	\$136.25

Girls Cross Country*	Participants	Revenues	School Contribution	Expenses	Funding the SCHOOL Devoted per Student
2021 - 2022	9	\$0.00	\$630.00	-\$630.00	\$31.50
2022 - 2023	17	\$0.00	\$962.50	-\$962.50	\$30.08
2023 - 2024	6	\$240.00	\$1,197.50	-\$1,237.50	\$17.14
2024 - 2025	4	\$100.00	\$1,635.00	-\$1,270.43	\$136.25

Boys Soccer	Participants	Revenues	School Contribution	Expenses	Funding the SCHOOL Devoted per Student
2021 - 2022	20	\$0.00	\$1,081.07	-\$1,003.20	\$54.05
2022 - 2023	17	\$0.00	\$1,180.05	-\$1,257.92	\$69.41
2023 - 2024	20	\$120.00	\$1,210.00	-\$1,000.00	\$60.50
2024 - 2025	17	\$124.00	\$1,130.00	-\$733.14	\$66.47

Girls Soccer	Participants	Revenues	School Contribution	Expenses	Funding the SCHOOL Devoted per Student
2021 - 2022	20	\$0.00	\$1,547.92	-\$1,547.92	\$77.40
2022 - 2023	20	\$0.00	\$1,602.58	-\$1,602.58	\$80.13
2023 - 2024	20	\$120.00	\$1,396.67	-\$1,216.67	\$69.83
2024 - 2025	19	\$210.00	\$1,157.00	-\$628.00	\$60.89

Boys Track & Field*	Participants	Revenues	School Contribution	Expenses	Funding the SCHOOL Devoted per Student
2021 - 2022	13	\$0.00	\$0.00	-\$750.00	\$0.00
2022 - 2023	24	\$0.00	\$1,974.31	-\$1,414.70	\$49.36
2023 - 2024	23	\$0.00	\$190.39	-\$1,512.50	\$5.01
2024 - 2025	20	\$0.00	\$4,400.00	-\$1,103.97	\$162.96

Girls Track & Field*	Participants	Revenues	School Contribution	Expenses	Funding the SCHOOL Devoted per Student
2021 - 2022	7	\$0.00	\$0.00	-\$750.00	\$0.00
2022 - 2023	16	\$0.00	\$1,974.31	-\$1,414.70	\$49.36
2023 - 2024	15	\$0.00	\$190.39	-\$1,512.50	\$5.01
2024 - 2025	7	\$0.00	\$4,400.00	-\$1,103.97	\$162.96

Boys Volleyball	Participants	Revenues	School Contribution	Expenses	Funding the SCHOOL Devoted per Student
2021 - 2022	15	\$0.00	\$1,615.71	-\$360.00	\$107.71
2022 - 2023	11	\$0.00	\$0.00	-\$576.50	\$0.00
2023 - 2024	12	\$60.00	\$180.00	-\$275.00	\$15.00
2024 - 2025	11	\$260.00	\$825.00	-\$2,129.53	\$75.00

Girls Volleyball	Participants	Revenues	School Contribution	Expenses	Funding the SCHOOL Devoted per Student
2021 - 2022	15	\$20.00	\$841.29	-\$861.29	\$56.09
2022 - 2023	13	\$0.00	\$671.25	-\$671.25	\$51.63
2023 - 2024	15	\$150.00	\$90.00	-\$1,100.00	\$6.00
2024 - 2025	14				

Boys Wrestling	Participants	Revenues	School Contribution	Expenses	Funding the SCHOOL Devoted per Student
2021 - 2022	0	\$0.00	\$0.00	\$0.00	\$0.00
2022 - 2023	11	\$0.00	\$0.00	-\$576.50	\$0.00
2023 - 2024	0	\$0.00	\$0.00	\$0.00	\$0.00
2024 - 2025	0	\$0.00	\$0.00	\$0.00	\$0.00

Girls Wrestling	Participants	Revenues	School Contribution	Expenses	Funding the SCHOOL Devoted per Student
2021 - 2022	0	\$0.00	\$0.00	\$0.00	\$0.00
2022 - 2023	13	\$0.00	\$671.25	-\$671.25	\$51.63
2023 - 2024	0	\$0.00	\$0.00	\$0.00	\$0.00
2024 - 2025	0	\$0.00	\$0.00	\$0.00	\$0.00

* Indicates that a co-ed account is being used for this activity. Boy and girl participants were combined to determine the funding the SCHOOL devoted per student. To find Funding the SCHOOL devoted per student the following formula was used: Total participants divided by the total transfer amount.

KEARNS JUNIOR HIGH SCHOOL

Are competitive facilities for boys and girls teams available to male and female athletes on an equivalent basis?	
4	Competitive facilities for boys and girls teams are available to male and female athletes on an equivalent basis.
3	Competitive facilities for boys and girls teams are available to male and female athletes most of the time.
2	Competitive facilities for boys and girls teams are available to male and female athletes some of the time.
1	Competitive facilities for boys and girls teams are rarely available to male and female athletes.
4	For our outdoor sports, the boys and girls teams either practice together or share the space equally. For the gym sports, the boys and girls teams practice in the main and auxiliary gyms equally on a rotating practice schedule.

Are practice facilities for boys and girls teams available to male and female athletes on an equivalent basis?	
4	All practice facilities for boys and girls teams are available to male and female athletes on an equivalent basis.
3	Practice facilities for boys and girls teams are available to male and female athletes most of the time.
2	Practice facilities for boys and girls teams are available to male and female athletes some of the time.
1	Practice facilities for boys and girls teams are rarely available to male and female athletes on an equivalent basis.
4	The main and auxiliary gyms are not of equivalent quality, but the boys and girls teams each had an equal amount of time practicing in the higher quality space.

Provide a detailed description of the school's efforts in Title IX compliance for any scores of 3 or less on the above rubrics.	
I was hoping to bring back the wrestling program this school year (KJH has not offered it for many years now); however, the teacher who was going to coach left the school before the start of the season. We will attempt again next year.	

Are competitive facilities for boys and girls teams of equivalent quality?	
4	All competitive facilities for boys and girls teams are of equivalent quality.
3	Most competitive facilities for boys and girls teams are of equivalent quality.
2	Some of the competitive facilities for boys and girls teams are of equivalent quality.
1	Very little, if any, of the competitive facilities for boys and girls teams are of equivalent quality.
4	The main and auxiliary gyms are not of equivalent quality, but the boys and girls teams each had an equal amount of time practicing in the higher quality space.

If teams have to share their practice facility with other activities, such as intramural sports or PE classes, does it happen to both boys and girls teams?	
4	Both boys' and girls' teams share their practice facility with other activities.
3	Either the boys or the girls teams share their practice facility slightly more than the other.
2	Either the boys or the girls teams share their practice facility more than the other.
1	Either the boys or the girls teams share their practice facility. The other rarely shares their facility.
4	Fortunately, this did not happen this season.

If there is a discrepancy between male-designated and female-designated sports of 10% or greater, provide an action plan to address the discrepancy.	
Yes	12.81% - We had turnover midyear in our athletic and PE departments. We now have stability in place. We will work hard on building wrestling programs for women and men.

Are practice facilities for boys and girls teams of equivalent quality?	
4	Practice facilities for boys and girls teams are of equivalent quality.
3	Practice facilities for boys and girls teams are close to being equivalent in quality.
2	Some of the practice facilities for boys and girls teams are equivalent in quality.
1	Very little, if any, of the practice facilities for boys and girls are equivalent in quality.
4	The main and auxiliary gyms are not of equivalent quality, but the boys and girls teams each had an equal amount of time practicing in the higher quality space.

If any teams have to be "bumped" out of their scheduled facility, does it happen to both boys' and girls' teams?	
4	Both boys and girls are "bumped" out of their scheduled facility on an equal basis.
3	Either the boys or the girls teams are "bumped" slightly more than the other.
2	Either the boys or the girls teams are "bumped" more than the other.
1	Just the boys or the girls teams are always "bumped" while the other is never altered.
4	Our after-school program and PE classes also use these spaces. Priority is given to PE classes on non-competition days and to the athletic program on competition days.

KENNEDY JUNIOR HIGH SCHOOL

Interscholastic Sports Offered	Boys Basketball	Girls Basketball	Boys Cross Country	Girls Cross Country	Boys Soccer	Girls Soccer	Boys Track & Field	Girls Track & Field	Boys Volleyball	Girls Volleyball	Boys Wrestling	Girls Wrestling
2021 - 2022	Yes	Yes	Yes	Yes	Yes	Yes	Yes	Yes	Yes	Yes	co-ed	
2022 - 2023	Yes	Yes	Yes	Yes	Yes	Yes	Yes	Yes	Yes	Yes	Yes	Yes
2023 - 2024	Yes	Yes	Yes	Yes	Yes	Yes	Yes	Yes	No	Yes	Yes	Yes
2024 - 2025	Yes	Yes	Yes	Yes	Yes	Yes	Yes	Yes	Yes	Yes	Yes	Yes

Enrollment	Male Enrollment	Female Enrollment
2021 - 2022	971	504
2022 - 2023	858	436
2023 - 2024	834	415
2024 - 2025	768	370

Number of Interscholastic Sports Offered to Boys	
2021 - 2022	5
2022 - 2023	6
2023 - 2024	5
2024 - 2025	6

Number of Interscholastic Sports Offered to Girls	
2021 - 2022	5
2022 - 2023	6
2023 - 2024	6
2024 - 2025	6

Total Number of Students Participating in Single-sex Interscholastic Sports	
2021 - 2022	168
2022 - 2023	171
2023 - 2024	154
2024 - 2025	155

Total Number of Boys Participating in Single-sex Interscholastic Sports	
2021 - 2022	83
2022 - 2023	90
2023 - 2024	77
2024 - 2025	91

Total Number of Girls Participating in Single-Sex Interscholastic Sports	
2021 - 2022	85
2022 - 2023	81
2023 - 2024	77
2024 - 2025	64

Boys Basketball	Participants	Revenues	School Contribution	Expenses	Funding the SCHOOL Devoted per Student
2021 - 2022	15	\$0.00	\$0.00	-\$607.04	\$0.00
2022 - 2023	15	\$273.00	\$23.00	-\$484.92	\$1.53
2023 - 2024	15	\$220.00	\$60.00	-\$609.87	\$4.00
2024 - 2025	15	\$298.00	\$1,040.00	-\$1,665.37	\$69.33

Girls Basketball	Participants	Revenues	School Contribution	Expenses	Funding the SCHOOL Devoted per Student
2021 - 2022	15	\$0.00	\$0.00	-\$480.76	\$0.00
2022 - 2023	11	\$120.00	\$603.12	-\$786.86	\$54.83
2023 - 2024	14	\$201.00	\$456.95	-\$1,137.59	\$32.64
2024 - 2025	8	\$100.00	\$1,815.00	-\$1,738.67	\$226.88

Boys Cross Country*	Participants	Revenues	School Contribution	Expenses	Funding the SCHOOL Devoted per Student
2021 - 2022	9	\$0.00	\$981.18	-\$981.18	\$51.64
2022 - 2023	13	\$196.00	\$1,511.78	-\$1,109.78	\$60.47
2023 - 2024	15	\$328.00	\$100.00	-\$751.32	\$5.00
2024 - 2025	9	\$245.00	\$566.29	-\$1,010.97	\$43.56

Girls Cross Country*	Participants	Revenues	School Contribution	Expenses	Funding the SCHOOL Devoted per Student
2021 - 2022	10	\$0.00	\$981.18	-\$981.18	\$51.64
2022 - 2023	12	\$196.00	\$1,511.78	-\$1,109.78	\$60.47
2023 - 2024	5	\$328.00	\$100.00	-\$751.32	\$5.00
2024 - 2025	4	\$245.00	\$566.29	-\$1,010.97	\$43.56

Boys Soccer	Participants	Revenues	School Contribution	Expenses	Funding the SCHOOL Devoted per Student
2021 - 2022	20	\$0.00	\$0.00	-\$799.09	\$0.00
2022 - 2023	18	\$250.00	\$1,506.44	-\$1,569.41	\$83.69
2023 - 2024	20	\$225.00	\$516.63	-\$1,206.63	\$25.83
2024 - 2025	18	\$300.00	\$100.00	-\$467.95	\$5.56

Girls Soccer	Participants	Revenues	School Contribution	Expenses	Funding the SCHOOL Devoted per Student
2021 - 2022	20	\$0.00	\$0.00	-\$826.34	\$0.00
2022 - 2023	20	\$300.00	\$1,396.89	-\$1,386.93	\$69.84
2023 - 2024	15	\$259.23	\$330.00	-\$621.69	\$22.00
2024 - 2025	18	\$300.00	\$125.00	-\$421.20	\$6.94

Boys Track & Field*	Participants	Revenues	School Contribution	Expenses	Funding the SCHOOL Devoted per Student
2021 - 2022	9	\$0.00	\$0.00	-\$803.91	\$0.00
2022 - 2023	13	\$144.00	\$1,054.15	-\$809.79	\$29.25
2023 - 2024	17	\$605.00	\$120.00	-\$1,099.82	\$3.08
2024 - 2025	21	\$719.00	\$325.00	-\$1,156.74	\$9.03

Girls Track & Field*	Participants	Revenues	School Contribution	Expenses	Funding the SCHOOL Devoted per Student
2021 - 2022	10	\$0.00	\$0.00	-\$803.91	\$0.00
2022 - 2023	23	\$144.00	\$1,054.15	-\$809.79	\$29.25
2023 - 2024	22	\$605.00	\$120.00	-\$1,099.82	\$3.08
2024 - 2025	15	\$719.00	\$325.00	-\$1,156.74	\$9.03

Boys Volleyball	Participants	Revenues	School Contribution	Expenses	Funding the SCHOOL Devoted per Student
2021 - 2022	15	\$0.00	\$0.00	-\$681.14	\$0.00
2022 - 2023	13	\$76.50	\$735.76	-\$801.87	\$56.60
2023 - 2024	0	\$23.00	\$0.00	\$0.00	\$0.00
2024 - 2025	11	\$150.00	\$25.00	-\$710.80	\$2.27

Girls Volleyball	Participants	Revenues	School Contribution	Expenses	Funding the SCHOOL Devoted per Student
2021 - 2022	15	\$0.00	\$0.00	-\$681.15	\$0.00
2022 - 2023	13	\$92.00	\$661.25	-\$750.75	\$50.87
2023 - 2024	16	\$146.00	\$120.00	-\$550.00	\$7.50
2024 - 2025	13	\$150.00	\$100.00	-\$720.80	\$7.69

Boys Wrestling*	Participants	Revenues	School Contribution	Expenses	Funding the SCHOOL Devoted per Student
2021 - 2022	15	\$0.00	\$0.00	-\$784.34	\$0.00
2022 - 2023	13	\$76.50	\$735.76	-\$801.87	\$56.60
2023 - 2024	10	\$146.00	\$120.00	-\$550.00	\$8.00
2024 - 2025	17	\$440.00	\$200.00	-\$753.45	\$8.70

Girls Wrestling*	Participants	Revenues	School Contribution	Expenses	Funding the SCHOOL Devoted per Student
2021 - 2022	15	\$0.00	\$0.00	-\$784.38	\$0.00
2022 - 2023	13	\$92.00	\$661.25	-\$750.75	\$50.87
2023 - 2024	5	\$146.00	\$120.00	-\$550.00	\$8.00
2024 - 2025	6	\$440.00	\$200.00	-\$753.45	\$8.70

* Indicates that a co-ed account is being used for this activity. Boy and girl participants were combined to determine the funding the SCHOOL devoted per student. To find Funding the SCHOOL devoted per student the following formula was used: Total participants divided by the total transfer amount.

Are competitive facilities for boys and girls teams available to male and female athletes on an equivalent basis?	
4	Competitive facilities for boys and girls teams are available to male and female athletes on an equivalent basis.
3	Competitive facilities for boys and girls teams are available to male and female athletes most of the time.
2	Competitive facilities for boys and girls teams are available to male and female athletes some of the time.
1	Competitive facilities for boys and girls teams are rarely available to male and female athletes.
4	Dual use of facilities

Are competitive facilities for boys and girls teams of equivalent quality?	
4	All competitive facilities for boys and girls teams are of equivalent quality.
3	Most competitive facilities for boys and girls teams are of equivalent quality.
2	Some of the competitive facilities for boys and girls teams are of equivalent quality.
1	Very little, if any, of the competitive facilities for boys and girls teams are of equivalent quality.
4	Dual use of facilities

Are practice facilities for boys and girls teams of equivalent quality?	
4	Practice facilities for boys and girls teams are of equivalent quality.
3	Practice facilities for boys and girls teams are close to being equivalent in quality.
2	Some of the practice facilities for boys and girls teams are equivalent in quality.
1	Very little, if any, of the practice facilities for boys and girls are equivalent in quality.
4	They are available, players choice determines use

Are practice facilities for boys and girls teams available to male and female athletes on an equivalent basis?	
4	All practice facilities for boys and girls teams are available to male and female athletes on an equivalent basis.
3	Practice facilities for boys and girls teams are available to male and female athletes most of the time.
2	Practice facilities for boys and girls teams are available to male and female athletes some of the time.
1	Practice facilities for boys and girls teams are rarely available to male and female athletes on an equivalent basis.
4	Dual use of same facility

If teams have to share their practice facility with other activities, such as intramural sports or PE classes, does it happen to both boys and girls teams?	
4	Both boys' and girls' teams share their practice facility with other activities.
3	Either the boys or the girls teams share their practice facility slightly more than the other.
2	Either the boys or the girls teams share their practice facility more than the other.
1	Either the boys or the girls' teams share their practice facility. The other rarely shares their facility.
4	This never happened this year.

If any teams have to be "bumped" out of their scheduled facility, does it happen to both boys' and girls' teams?	
4	Both boys and girls are "bumped" out of their scheduled facility on an equal basis.
3	Either the boys or the girls teams are "bumped" slightly more than the other.
2	Either the boys or the girls teams are "bumped" more than the other.
1	Just the boys or the girls teams are always "bumped" while the other is never altered.
4	There is equal use of the available facility.

Provide a detailed description of the school's efforts in Title IX compliance for any scores of 3 or less on the above rubrics.
We did not have any scores of 3 or less.

If there is a discrepancy between male-designated and female-designated sports of 10% or greater, provide an action plan to address the discrepancy.	
Yes	17.5%: Improved availability to female coaching for girls participating in wrestling, Cross country, and Track & Field. Increased networking to invite female participation, for all sports, and increased networking for male participation in volleyball.

MATHESON JUNIOR HIGH SCHOOL

Interscholastic Sports Offered	Boys Basketball	Girls Basketball	Boys Cross Country	Girls Cross Country	Boys Soccer	Girls Soccer	Boys Track & Field	Girls Track & Field	Boys Volleyball	Girls Volleyball	Boys Wrestling	Girls Wrestling
2021 - 2022	Yes	Yes	Yes	Yes	Yes	Yes	Yes	Yes	Yes	Yes	co-ed	
2022 - 2023	Yes	Yes	Yes	Yes	Yes	Yes	Yes	Yes	Yes	Yes	Yes	Yes
2023 - 2024	Yes	Yes	Yes	Yes	Yes	Yes	Yes	Yes	Yes	Yes	Yes	Yes
2024 - 2025	Yes	Yes	Yes	Yes	Yes	Yes	Yes	Yes	Yes	Yes	Yes	Yes

Enrollment	Male Enrollment	Female Enrollment
2021 - 2022	1131	625
2022 - 2023	1082	562
2023 - 2024	1063	536
2024 - 2025	1028	532

Number of Interscholastic Sports Offered to Boys	
2021 - 2022	5
2022 - 2023	6
2023 - 2024	6
2024 - 2025	6

Number of Interscholastic Sports Offered to Girls	
2021 - 2022	5
2022 - 2023	6
2023 - 2024	6
2024 - 2025	6

Total Number of Students Participating in Single-sex Interscholastic Sports	
2021 - 2022	213
2022 - 2023	254
2023 - 2024	259
2024 - 2025	278

Total Number of Boys Participating in Single-sex Interscholastic Sports	
2021 - 2022	116
2022 - 2023	151
2023 - 2024	144
2024 - 2025	162

Total Number of Girls Participating in Single-Sex Interscholastic Sports	
2021 - 2022	97
2022 - 2023	103
2023 - 2024	119
2024 - 2025	116

Boys Basketball	Participants	Revenues	School Contribution	Expenses	Funding the SCHOOL Devoted per Student
2021 - 2022	15	\$1,473.51	\$1,660.50	-\$3,073.48	\$110.70
2022 - 2023	22	\$662.78	\$770.00	-\$1,124.92	\$35.00
2023 - 2024	15	\$759.34	\$739.00	-\$590.00	\$49.27
2024 - 2025	13	\$210.00	\$676.50	-\$786.50	\$52.04

Girls Basketball	Participants	Revenues	School Contribution	Expenses	Funding the SCHOOL Devoted per Student
2021 - 2022	15	\$200.00	\$720.00	-\$360.00	\$48.00
2022 - 2023	15	\$160.00	\$785.72	-\$2,127.61	\$52.38
2023 - 2024	15	\$398.00	\$1,875.00	-\$1,227.77	\$125.00
2024 - 2025	14	\$300.00	\$342.50	-\$626.50	\$24.46

Boys Cross Country*	Participants	Revenues	School Contribution	Expenses	Funding the SCHOOL Devoted per Student
2021 - 2022	18	\$860.13	\$40.00	-\$1,244.25	\$1.25
2022 - 2023	23	\$860.00	\$1,025.00	-\$1,181.22	\$25.00
2023 - 2024	26	\$942.47	\$100.00	-\$1,782.00	\$2.38
2024 - 2025	40	\$1,100.00	\$640.00	-\$1,308.09	\$9.85

Girls Cross Country*	Participants	Revenues	School Contribution	Expenses	Funding the SCHOOL Devoted per Student
2021 - 2022	15	\$860.13	\$40.00	-\$1,244.25	\$1.25
2022 - 2023	18	\$860.00	\$1,025.00	-\$1,181.22	\$25.00
2023 - 2024	16	\$942.47	\$100.00	\$1,782.00	\$2.38
2024 - 2025	25	\$1,100.00	\$640.00	-\$1,308.09	\$9.85

Boys Soccer	Participants	Revenues	School Contribution	Expenses	Funding the SCHOOL Devoted per Student
2021 - 2022	20	\$100.00	\$718.50	-\$784.74	\$35.93
2022 - 2023	22	\$165.00	\$650.00	-\$1,471.26	\$29.55
2023 - 2024	22	\$201.00	\$1,055.00	-\$1,304.63	\$47.95
2024 - 2025	23	\$828.82	\$761.10	-\$936.80	\$33.09

Girls Soccer	Participants	Revenues	School Contribution	Expenses	Funding the SCHOOL Devoted per Student
2021 - 2022	20	\$197.30	\$387.50	-\$690.89	\$19.38
2022 - 2023	18	\$140.00	\$1,340.11	-\$1,619.10	\$74.45
2023 - 2024	22	\$240.00	\$1,135.00	-\$1,353.57	\$51.59
2024 - 2025	21	\$839.32	\$590.00	-\$982.56	\$28.10

Boys Track & Field*	Participants	Revenues	School Contribution	Expenses	Funding the SCHOOL Devoted per Student
2021 - 2022	25	\$900.00	\$1,088.50	-\$1,270.12	\$20.92
2022 - 2023	45	\$200.00	\$1,040.00	-\$2,444.32	\$13.33
2023 - 2024	50	\$965.00	\$400.00	-\$1,905.83	\$4.35
2024 - 2025	53	\$1,100.00	\$240.00	-\$2,575.84	\$2.96

Girls Track & Field*	Participants	Revenues	School Contribution	Expenses	Funding the SCHOOL Devoted per Student
2021 - 2022	0	\$210.00	-\$493.18	\$14.00	\$20.92
2022 - 2023	21	\$960.00	-\$1,878.43	\$56.47	\$13.33
2023 - 2024	42	\$965.00	\$400.00	-\$1,905.83	\$4.35
2024 - 2025	28	\$1,100.00	\$240.00	-\$2,575.84	\$2.96

Boys Volleyball	Participants	Revenues	School Contribution	Expenses	Funding the SCHOOL Devoted per Student
2021 - 2022	15	\$0.00	\$210.00	-\$493.18	\$14.00
2022 - 2023	17	\$210.00	\$960.00	-\$1,878.43	\$56.47
2023 - 2024	16	\$220.00	\$1,941.50	-\$825.00	\$121.34
2024 - 2025	16	\$275.24	\$369.50	-\$705.14	\$23.09

Girls Volleyball	Participants	Revenues	School Contribution	Expenses	Funding the SCHOOL Devoted per Student
2021 - 2022	15	\$40.00	\$970.00	-\$1,019.95	\$64.67
2022 - 2023	17	\$22.00	\$960.00	-\$1,330.83	\$56.47
2023 - 2024	21	\$176.00	\$660.00	-\$825.03	\$31.43
2024 - 2025	25	\$247.24	\$526.50	-\$852.64	\$21.06

Boys Wrestling*	Participants	Revenues	School Contribution	Expenses	Funding the SCHOOL Devoted per Student
2021 - 2022	23	\$1,091.00	\$1,880.00	-\$2,141.84	\$67.14
2022 - 2023	22	\$1,021.05	\$1,020.00	-\$4,640.25	\$42.50
2023 - 2024	15	\$4,517.34	\$2,354.00	-\$5,314.69	\$130.78
2024 - 2025	17	\$0.00	\$0.00	-\$1,320.00	\$0.00

Girls Wrestling*	Participants	Revenues	School Contribution	Expenses	Funding the SCHOOL Devoted per Student
2021 - 2022	5	\$1,091.00	\$1,880.00	-\$2,141.84	\$67.14
2022 - 2023	2	\$1,021.05	\$1,020.00	-\$4,640.25	\$42.50
2023 - 2024	3	\$4,517.34	\$2,354.00	-\$5,314.69	\$130.78
2024 - 2025	3	\$0.00	\$0.00	-\$1,320.00	\$0.00

* Indicates that a co-ed account is being used for this activity. Boy and girl participants were combined to determine the funding the SCHOOL devoted per student. To find Funding the SCHOOL devoted per student the following formula was used: Total participants divided by the total transfer amount.

Are competitive facilities for boys and girls teams available to male and female athletes on an equivalent basis?	
4	Competitive facilities for boys and girls teams are available to male and female athletes on an equivalent basis.
3	Competitive facilities for boys and girls teams are available to male and female athletes most of the time.
2	Competitive facilities for boys and girls teams are available to male and female athletes some of the time.
1	Competitive facilities for boys and girls teams are rarely available to male and female athletes.
4	We are fortunate to have 2 identical gyms at Matheson, which allows our athletic teams to practice without having to share a gym. We share the same soccer field and Track.

Are practice facilities for boys and girls teams available to male and female athletes on an equivalent basis?	
4	All practice facilities for boys and girls teams are available to male and female athletes on an equivalent basis.
3	Practice facilities for boys and girls teams are available to male and female athletes most of the time.
2	Practice facilities for boys and girls teams are available to male and female athletes some of the time.
1	Practice facilities for boys and girls teams are rarely available to male and female athletes on an equivalent basis.
4	Same as above.

Provide a detailed description of the school's efforts in Title IX compliance for any scores of 3 or less on the above rubrics.	
Matheson filled boys and girls teams for every sport offered	

Are competitive facilities for boys and girls teams of equivalent quality?	
4	All competitive facilities for boys and girls teams are of equivalent quality.
3	Most competitive facilities for boys and girls teams are of equivalent quality.
2	Some of the competitive facilities for boys and girls teams are of equivalent quality.
1	Very little, if any, of the competitive facilities for boys and girls teams are of equivalent quality.
4	The facilities are shared, each facility is identical, and has the same equipment.

If teams have to share their practice facility with other activities, such as intramural sports or PE classes, does it happen to both boys and girls teams?	
4	Both boys' and girls' teams share their practice facility with other activities.
3	Either the boys or the girls teams share their practice facility slightly more than the other.
2	Either the boys or the girls teams share their practice facility more than the other.
1	Either the boys or the girls teams share their practice facility. The other rarely shares their facility.
4	The scenario is extremely rare and the coaches would ensure equity and fairness were executed.

If there is a discrepancy between male-designated and female-designated sports of 10% or greater, provide an action plan to address the discrepancy.	
Yes	16.54%: Boys outnumber girls nearly 6 to 1 in wrestling. We will invite the Cyprus wrestling coach to bring girls from their wrestling team to help recruit more out

Are practice facilities for boys and girls teams of equivalent quality?	
4	Practice facilities for boys and girls teams are of equivalent quality.
3	Practice facilities for boys and girls teams are close to being equivalent in quality.
2	Some of the practice facilities for boys and girls teams are equivalent in quality.
1	Very little, if any, of the practice facilities for boys and girls are equivalent in quality.
4	Same as above.

If any teams have to be "bumped" out of their scheduled facility, does it happen to both boys' and girls' teams?	
4	Both boys and girls are "bumped" out of their scheduled facility on an equal basis.
3	Either the boys or the girls teams are "bumped" slightly more than the other.
2	Either the boys or the girls teams are "bumped" more than the other.
1	Just the boys or the girls teams are always "bumped" while the other is never altered.
4	The scenario is extremely rare, and the coaches would ensure equity and fairness were executed.

OLYMPUS JUNIOR HIGH SCHOOL

Interscholastic Sports Offered	Boys Basketball	Girls Basketball	Boys Cross Country	Girls Cross Country	Boys Soccer	Girls Soccer	Boys Track & Field	Girls Track & Field	Boys Volleyball	Girls Volleyball	Boys Wrestling	Girls Wrestling
2021 - 2022	Yes	Yes	Yes	Yes	Yes	Yes	Yes	Yes	Yes	Yes	co-ed	
2022 - 2023	Yes	Yes	Yes	Yes	Yes	Yes	Yes	Yes	Yes	Yes	Yes	Yes
2023 - 2024	Yes	Yes	Yes	Yes	Yes	Yes	Yes	Yes	Yes	Yes	Yes	Yes
2024 - 2025	Yes	Yes	Yes	Yes	Yes	Yes	Yes	Yes	Yes	Yes	Yes	Yes

Enrollment	Male Enrollment	Female Enrollment
2021 - 2022	785	387
2022 - 2023	784	379
2023 - 2024	791	401
2024 - 2025	804	408

Number of Interscholastic Sports Offered to Boys	
2021 - 2022	5
2022 - 2023	6
2023 - 2024	6
2024 - 2025	6

Number of Interscholastic Sports Offered to Girls	
2021 - 2022	5
2022 - 2023	6
2023 - 2024	6
2024 - 2025	6

Total Number of Students Participating in Single-sex Interscholastic Sports	
2021 - 2022	186
2022 - 2023	207
2023 - 2024	218
2024 - 2025	194

Total Number of Boys Participating in Single-sex Interscholastic Sports	
2021 - 2022	102
2022 - 2023	111
2023 - 2024	108
2024 - 2025	95

Total Number of Girls Participating in Single-Sex Interscholastic Sports	
2021 - 2022	84
2022 - 2023	96
2023 - 2024	110
2024 - 2025	99

Boys Basketball	Participants	Revenues	School Contribution	Expenses	Funding the SCHOOL Devoted per Student
2021 - 2022	15	\$1,080.00	\$0.00	-\$832.41	\$0.00
2022 - 2023	12	\$1,000.00	\$1,386.29	-\$2,590.79	\$115.52
2023 - 2024	12	\$910.00	\$0.00	-\$550.00	\$0.00
2024 - 2025	12	\$715.00	\$0.00	-\$540.84	\$0.00

Girls Basketball	Participants	Revenues	School Contribution	Expenses	Funding the SCHOOL Devoted per Student
2021 - 2022	15	\$1,472.00	\$0.00	-\$575.20	\$0.00
2022 - 2023	15	\$1,400.00	\$1,386.30	-\$2,051.80	\$92.42
2023 - 2024	15	\$890.80	\$0.00	-\$825.00	\$0.00
2024 - 2025	17	\$895.00	\$0.00	-\$880.00	\$0.00

Boys Cross Country*	Participants	Revenues	School Contribution	Expenses	Funding the SCHOOL Devoted per Student
2021 - 2022	16	\$2,350.00	\$0.00	-\$1,904.48	\$0.00
2022 - 2023	27	\$1,050.00	\$0.00	-\$1,196.42	\$0.00
2023 - 2024	24	\$990.00	\$0.00	-\$1,491.42	\$0.00
2024 - 2025	27	\$1,248.00	\$32.00	-\$1,079.37	\$0.62

Girls Cross Country*	Participants	Revenues	School Contribution	Expenses	Funding the SCHOOL Devoted per Student
2021 - 2022	13	\$2,350.00	\$0.00	-\$1,904.48	\$0.00
2022 - 2023	17	\$1,050.00	\$0.00	-\$1,196.42	\$0.00
2023 - 2024	30	\$990.00	\$0.00	-\$1,491.42	\$0.00
2024 - 2025	25	\$1,248.00	\$32.00	-\$1,079.37	\$0.62

Boys Soccer	Participants	Revenues	School Contribution	Expenses	Funding the SCHOOL Devoted per Student
2021 - 2022	20	\$640.00	\$40.09	-\$1,065.02	\$2.00
2022 - 2023	20	\$900.00	\$871.13	-\$1,871.34	\$43.56
2023 - 2024	20	\$900.00	\$299.93	-\$1,079.72	\$15.00
2024 - 2025	15	\$960.00	\$200.00	-\$1,340.34	\$13.33

Girls Soccer	Participants	Revenues	School Contribution	Expenses	Funding the SCHOOL Devoted per Student
2021 - 2022	20	\$640.00	\$285.34	-\$1,065.03	\$14.27
2022 - 2023	20	\$900.00	\$903.87	-\$2,151.58	\$45.19
2023 - 2024	20	\$1,020.00	\$1,026.45	-\$1,698.74	\$51.32
2024 - 2025	20	\$1,020.00	\$0.00	-\$810.00	\$0.00

Boys Track & Field*	Participants	Revenues	School Contribution	Expenses	Funding the SCHOOL Devoted per Student
2021 - 2022	22	\$25.00	\$0.00	-\$1,503.57	\$0.00
2022 - 2023	22	\$737.00	\$19.00	-\$942.91	\$0.39
2023 - 2024	22	\$637.00	\$100.00	-\$1,213.44	\$2.04
2024 - 2025	18	\$836.00	\$27.00	-\$1,100.00	\$0.71

Girls Track & Field*	Participants	Revenues	School Contribution	Expenses	Funding the SCHOOL Devoted per Student
2021 - 2022	17	\$25.00	\$0.00	-\$1,503.57	\$0.00
2022 - 2023	27	\$737.00	\$19.00	-\$942.91	\$0.39
2023 - 2024	27	\$637.00	\$100.00	-\$1,213.44	\$2.04
2024 - 2025	20	\$836.00	\$27.00	-\$1,100.00	\$0.71

Boys Volleyball	Participants	Revenues	School Contribution	Expenses	Funding the SCHOOL Devoted per Student
2021 - 2022	15	\$6,649.00	\$59.00	-\$508.50	\$3.93
2022 - 2023	13	\$885.00	\$689.12	\$1,293.57	\$53.01
2023 - 2024	12	\$472.00	\$0.00	-\$828.88	\$0.00
2024 - 2025	10	\$568.00	\$0.00	-\$770.00	\$0.00

Girls Volleyball	Participants	Revenues	School Contribution	Expenses	Funding the SCHOOL Devoted per Student
2021 - 2022	15	\$728.00	\$52.00	-\$450.00	\$3.47
2022 - 2023	15	\$715.00	\$894.88	-\$1,666.40	\$59.66
2023 - 2024	15	\$770.00	\$0.00	-\$883.88	\$0.00
2024 - 2025	15	\$630.00	\$0.00	-\$412.50	\$0.00

Boys Wrestling*	Participants	Revenues	School Contribution	Expenses	Funding the SCHOOL Devoted per Student
2021 - 2022	14	\$1,890.00	\$0.00	-\$887.82	\$0.00
2022 - 2023	17	\$960.00	\$0.00	-\$955.00	\$0.00
2023 - 2024	18	\$475.00	\$195.00	-\$63.36	\$9.29
2024 - 2025	13	\$425.00	\$40.00	-\$1,340.58	\$2.67

Girls Wrestling*	Participants	Revenues	School Contribution	Expenses	Funding the SCHOOL Devoted per Student
2021 - 2022	4	\$1,890.00	\$0.00	-\$887.82	\$0.00
2022 - 2023	2	\$960.00	\$0.00	-\$955.00	\$0.00
2023 - 2024	3	\$475.00	\$195.00	-\$63.36	\$9.29
2024 - 2025	2	\$425.00	\$40.00	-\$1,340.58	\$2.67

* Indicates that a co-ed account is being used for this activity. Boy and girl participants were combined to determine the funding the SCHOOL devoted per student. To find Funding the SCHOOL devoted per student the following formula was used: Total participants divided by the total transfer amount.

Are competitive facilities for boys and girls teams available to male and female athletes on an equivalent basis?	
4	Competitive facilities for boys and girls teams are available to male and female athletes on an equivalent basis.
3	Competitive facilities for boys and girls teams are available to male and female athletes most of the time.
2	Competitive facilities for boys and girls teams are available to male and female athletes some of the time.
1	Competitive facilities for boys and girls teams are rarely available to male and female athletes.
4	We share all areas with an even amount of time.

Are practice facilities for boys and girls teams available to male and female athletes on an equivalent basis?	
4	All practice facilities for boys and girls teams are available to male and female athletes on an equal basis.
3	Practice facilities for boys and girls teams are available to male and female athletes most of the time.
2	Practice facilities for boys and girls teams are available to male and female athletes some of the time.
1	Practice facilities for boys and girls teams are rarely available to male and female athletes on an equal basis.
4	They use the same practice facilities

Provide a detailed description of the school's efforts in Title IX compliance for any scores of 3 or less on the above rubrics.	
We give the same opportunities to both boys and girls. We share the same number of coaches and facilities. We share equipment to keep it fair.	

Are competitive facilities for boys and girls teams of equivalent quality?	
4	All competitive facilities for boys and girls teams are of equivalent quality.
3	Most competitive facilities for boys and girls teams are of equivalent quality.
2	Some of the competitive facilities for boys and girls teams are of equivalent quality.
1	Very little, if any, of the competitive facilities for boys and girls teams are of equivalent quality.
4	We use all the same facilities for boys and girls

If teams have to share their practice facility with other activities, such as intramural sports or PE classes, does it happen to both boys and girls teams?	
4	Both boys' and girls' teams share their practice facility with other activities.
3	Either the boys or the girls teams share their practice facility slightly more than the other.
2	Either the boys or the girls teams share their practice facility more than the other.
1	Either the boys or the girls' teams share their practice facility. The other rarely shares their facility.
4	yes

If there is a discrepancy between male-designated and female-designated sports of 10% or greater, provide an action plan to address the discrepancy.	
No	We had more females participate than males: -2.04%

Are practice facilities for boys and girls teams of equivalent quality?	
4	Practice facilities for boys and girls teams are of equivalent quality.
3	Practice facilities for boys and girls teams are close to being equivalent in quality.
2	Some of the practice facilities for boys and girls teams are equivalent in quality.
1	Very little, if any, of the practice facilities for boys and girls are equivalent in quality.
4	We have the same facilities for boys and girls.

If any teams have to be "bumped" out of their scheduled facility, does it happen to both boys' and girls' teams?	
4	Both boys and girls are "bumped" out of their scheduled facility on an equal basis.
3	Either the boys or the girls teams are "bumped" slightly more than the other.
2	Either the boys or the girls teams are "bumped" more than the other.
1	Just the boys or the girls teams are always "bumped" while the other is never altered.
4	If this would happen it would be a problem for both boys and girls.

VALLEY JUNIOR HIGH SCHOOL

Interscholastic Sports Offered	Boys Basketball	Girls Basketball	Boys Cross Country	Girls Cross Country	Boys Soccer	Girls Soccer	Boys Track & Field	Girls Track & Field	Boys Volleyball	Girls Volleyball	Boys Wrestling	Girls Wrestling
2021 - 2022	Yes	Yes	Yes	Yes	Yes	Yes	Yes	Yes	Yes	Yes	co-ed	
2022 - 2023	Yes	Yes	Yes	Yes	Yes	Yes	Yes	Yes	Yes	Yes	Yes	Yes
2023 - 2024	Yes	Yes	Yes	Yes	No	No	Yes	Yes	Yes	Yes	Yes	Yes
2024 - 2025	Yes	Yes	Yes	Yes	Yes	Yes	Yes	Yes	Yes	Yes	Yes	Yes

Enrollment	Male Enrollment	Female Enrollment
2021 - 2022	744	382
2022 - 2023	640	298
2023 - 2024	569	268
2024 - 2025	522	234

Number of Interscholastic Sports Offered to Boys	
2021 - 2022	5
2022 - 2023	6
2023 - 2024	5
2024 - 2025	6

Number of Interscholastic Sports Offered to Girls	
2021 - 2022	5
2022 - 2023	6
2023 - 2024	5
2024 - 2025	6

Total Number of Students Participating in Single-sex Interscholastic Sports	
2021 - 2022	160
2022 - 2023	141
2023 - 2024	86
2024 - 2025	170

Total Number of Boys Participating in Single-sex Interscholastic Sports	
2021 - 2022	87
2022 - 2023	87
2023 - 2024	47
2024 - 2025	104

Total Number of Girls Participating in Single-Sex Interscholastic Sports	
2021 - 2022	75
2022 - 2023	54
2023 - 2024	39
2024 - 2025	66

Boys Basketball	Participants	Revenues	School Contribution	Expenses	Funding the SCHOOL Devoted per Student
2021 - 2022	15	\$135.00	\$400.56	-\$680.64	\$26.70
2022 - 2023	14	\$60.00	\$68.64	-\$712.84	\$4.90
2023 - 2024	13	\$0.00	\$900.00	-\$903.99	\$69.23
2024 - 2025	29	\$72.00	\$640.00	-\$642.75	\$22.07

Girls Basketball	Participants	Revenues	School Contribution	Expenses	Funding the SCHOOL Devoted per Student
2021 - 2022	15	\$70.00	\$290.20	-\$467.39	\$19.35
2022 - 2023	12	\$70.00	\$422.14	-\$520.34	\$35.18
2023 - 2024	13	\$0.00	\$901.24	-\$902.40	\$69.33
2024 - 2025	14	\$160.00	\$340.00	-\$412.50	\$24.29

Boys Cross Country*	Participants	Revenues	School Contribution	Expenses	Funding the SCHOOL Devoted per Student
2021 - 2022	12	\$80.00	\$385.57	-\$767.39	\$19.27
2022 - 2023	15	\$130.00	\$822.14	-\$960.34	\$41.11
2023 - 2024	8	\$50.00	\$756.34	-\$797.50	\$84.04
2024 - 2025	6	\$130.00	\$900.00	-\$1,034.00	\$81.82

Girls Cross Country*	Participants	Revenues	School Contribution	Expenses	Funding the SCHOOL Devoted per Student
2021 - 2022	8	\$80.00	\$385.57	-\$767.39	\$19.27
2022 - 2023	5	\$130.00	\$822.14	-\$960.34	\$41.11
2023 - 2024	1	\$50.00	\$756.34	-\$797.50	\$84.04
2024 - 2025	5	\$130.00	\$900.00	-\$1,034.00	\$81.82

Boys Soccer	Participants	Revenues	School Contribution	Expenses	Funding the SCHOOL Devoted per Student
2021 - 2022	20	\$110.00	\$40.00	-\$415.64	\$2.00
2022 - 2023	15	\$140.00	\$472.78	-\$843.84	\$31.52
2023 - 2024	0	\$0.00	\$150.00	\$0.00	\$0.00
2024 - 2025	26	\$180.00	\$780.00	-\$942.73	\$30.00

Girls Soccer	Participants	Revenues	School Contribution	Expenses	Funding the SCHOOL Devoted per Student
2021 - 2022	20	\$130.00	\$127.20	-\$483.14	\$6.36
2022 - 2023	16	\$110.00	\$664.64	-\$832.84	\$41.54
2023 - 2024	0	\$0.00	\$150.00	\$0.00	\$0.00
2024 - 2025	19	\$120.00	\$300.00	-\$544.50	\$15.79

Boys Track & Field*	Participants	Revenues	School Contribution	Expenses	Funding the SCHOOL Devoted per Student
2021 - 2022	15	\$190.00	\$348.31	-\$685.64	\$11.61
2022 - 2023	18	\$100.00	\$732.14	-\$850.34	\$30.51
2023 - 2024	10	\$10.00	\$1,000.00	-\$990.00	\$66.67
2024 - 2025	15	\$2,105.00	\$120.00	-\$1,508.71	\$5.45

Girls Track & Field*	Participants	Revenues	School Contribution	Expenses	Funding the SCHOOL Devoted per Student
2021 - 2022	15	\$190.00	\$348.31	-\$685.64	\$11.61
2022 - 2023	6	\$100.00	\$732.14	-\$850.34	\$30.51
2023 - 2024	5	\$10.00	\$1,000.00	-\$990.00	\$66.67
2024 - 2025	7	\$2,105.00	\$120.00	-\$1,508.71	\$5.45

Boys Volleyball	Participants	Revenues	School Contribution	Expenses	Funding the SCHOOL Devoted per Student
2021 - 2022	15	\$50.00	\$413.42	-\$514.64	\$27.56
2022 - 2023	14	\$70.00	\$373.14	-\$421.34	\$26.65
2023 - 2024	9	\$20.00	\$600.00	-\$627.91	\$66.67
2024 - 2025	18	\$100.00	\$720.00	-\$741.94	\$40.00

Girls Volleyball	Participants	Revenues	School Contribution	Expenses	Funding the SCHOOL Devoted per Student
2021 - 2022	15	\$50.00	\$416.46	-\$572.84	\$27.76
2022 - 2023	13	\$70.00	\$665.72	-\$743.92	\$51.21
2023 - 2024	16	\$40.00	\$1,210.00	-\$1,159.18	\$75.63
2024 - 2025	15	\$90.00	\$700.00	-\$797.22	\$46.67

Boys Wrestling*	Participants	Revenues	School Contribution	Expenses	Funding the SCHOOL Devoted per Student
2021 - 2022	10	\$0.00	\$525.87	-\$699.22	\$43.82
2022 - 2023	11	\$70.00	\$2,000.72	-\$2,058.88	\$153.90
2023 - 2024	7	\$10.00	\$1,000.00	-\$990.00	\$90.91
2024 - 2025	10	\$60.00	\$750.00	-\$660.00	\$46.88

Girls Wrestling*	Participants	Revenues	School Contribution	Expenses	Funding the SCHOOL Devoted per Student
2021 - 2022	2	\$0.00	\$525.87	-\$699.22	\$43.82
2022 - 2023	2	\$70.00	\$2,000.72	-\$2,058.88	\$153.90
2023 - 2024	4	\$10.00	\$1,000.00	-\$990.00	\$90.91
2024 - 2025	6	\$60.00	\$750.00	-\$660.00	\$46.88

* Indicates that a co-ed account is being used for this activity. Boy and girl participants were combined to determine the funding the SCHOOL devoted per student. To find Funding the SCHOOL devoted per student the following formula was used: Total participants divided by the total transfer amount.

Are competitive facilities for boys and girls teams available to male and female athletes on an equivalent basis?	
4	Competitive facilities for boys and girls teams are available to male and female athletes on an equivalent basis.
3	Competitive facilities for boys and girls teams are available to male and female athletes most of the time.
2	Competitive facilities for boys and girls teams are available to male and female athletes some of the time.
1	Competitive facilities for boys and girls teams are rarely available to male and female athletes.
4	Our gym can be divided into West and East sections, each with an equal number of basketball hoops and courts. The same applies to volleyball, with the option to have one net on each side. The field and track are also large enough to be split evenly for all outdoor sports. Lastly, the wrestling room is appropriately sized to accommodate the wrestling team and has enough space to hold practice with four mats laid out. Both boys' and girls' teams are provided with equal access to facilities on a fair basis. The same division of resources applies to volleyball, with one net per side, and the field and track can be split equally for outdoor sports.

Are practice facilities for boys and girls teams available to male and female athletes on an equivalent basis?	
4	All practice facilities for boys and girls teams are available to male and female athletes on an equivalent basis.
3	Practice facilities for boys and girls teams are available to male and female athletes most of the time.
2	Practice facilities for boys and girls teams are available to male and female athletes some of the time.
1	Practice facilities for boys and girls teams are rarely available to male and female athletes on an equivalent basis.
4	Both boys and girls teams are treated with equal fairness in regards to having quality practice facilities. Our competitive and practice facilities are usually in the same location for most sports. The only sports that use different facilities for practice and competitions are wrestling, cross country, and track and field. But all practice facilities are equal in quality.

Provide a detailed description of the school's efforts in Title IX compliance for any scores of 3 or less on the above rubrics.	
Both boys' and girls' teams are treated with equal fairness in regards to sharing facilities. All sports practice takes place after school, well after PE classes have ended. The PE department and coaches have an understanding of space and who the space belongs to at a specific time.	

Are competitive facilities for boys and girls teams of equivalent quality?	
4	All competitive facilities for boys and girls teams are of equivalent quality.
3	Most competitive facilities for boys and girls teams are of equivalent quality.
2	Some of the competitive facilities for boys and girls teams are of equivalent quality.
1	Very little, if any, of the competitive facilities for boys and girls teams are of equivalent quality.
4	Both boys and girls teams are treated with equal fairness in regards to competitive facilities being of good and equal quality.

If teams have to share their practice facility with other activities, such as intramural sports or PE classes, does it happen to both boys and girls teams?	
4	Both boys' and girls' teams share their practice facility with other activities.
3	Either the boys or the girls teams share their practice facility slightly more than the other.
2	Either the boys or the girls teams share their practice facility more than the other.
1	Either the boys or the girls' teams share their practice facility. The other rarely shares their facility.
4	Both boys and girls teams are treated with equal fairness in regards to potentially being bumped from their facilities. As well, sports are never bumped due to alternate scheduling conflicts. Again, all after-school facility rentals take place well after the completion time of all school-sanctioned sports.

If there is a discrepancy between male-designated and female-designated sports of 10% or greater, provide an action plan to address the discrepancy.	
Yes	22.35% Discrepancy: There is a 22.35% difference between girls' and boys' sports teams here at Valley. We plan to address this issue by developing a more effective system that notifies and informs students about upcoming sports events. This past sports season, communication about daily updates on intramurals and sports was lacking. We will improve this by printing flyers and making daily announcements throughout the intramural season. Additionally, Valley's social media will post about the sport multiple times a week during intramurals. We will also coordinate with the team managing our social media to see if we can post accomplishments during the season, such as wins, losses, and statistics, to better promote the sporting culture here at Valley.

Are practice facilities for boys and girls teams of equivalent quality?	
4	Practice facilities for boys and girls teams are of equivalent quality.
3	Practice facilities for boys and girls teams are close to being equivalent in quality.
2	Some of the practice facilities for boys and girls teams are equivalent in quality.
1	Very little, if any, of the practice facilities for boys and girls are equivalent in quality.
4	Both boys' and girls' teams are treated equally in terms of practice facilities, which are available on an equal basis. Since our spaces can be divided evenly, all teams can hold practices and games without disruption. Additionally, all after-school rentals are scheduled around after-school programs. School-sanctioned activities are given priority when scheduling.

If any teams have to be "bumped" out of their scheduled facility, does it happen to both boys' and girls' teams?	
4	Both boys and girls are "bumped" out of their scheduled facility on an equal basis.
3	Either the boys or the girls teams are "bumped" slightly more than the other.
2	Either the boys or the girls teams are "bumped" more than the other.
1	Just the boys or the girls teams are always "bumped" while the other is never altered.
4	No sports are ever bumped due to alternate scheduling conflicts. Again, all after-school facility rentals take place well after the completion time of all school-sanctioned sports.

WASATCH JUNIOR HIGH SCHOOL

Interscholastic Sports Offered	Boys Basketball	Girls Basketball	Boys Cross Country	Girls Cross Country	Boys Soccer	Girls Soccer	Boys Track & Field	Girls Track & Field	Boys Volleyball	Girls Volleyball	Boys Wrestling	Girls Wrestling
2021 - 2022	Yes	Yes	Yes	Yes	Yes	Yes	Yes	Yes	Yes	Yes	co-ed	
2022 - 2023	Yes	Yes	Yes	Yes	Yes	Yes	Yes	Yes	Yes	Yes	Yes	Yes
2023 - 2024	Yes	Yes	Yes	Yes	Yes	Yes	Yes	Yes	Yes	Yes	Yes	No
2024 - 2025	Yes	Yes	Yes	Yes	Yes	Yes	Yes	Yes	Yes	Yes	Yes	No

Enrollment	Male Enrollment	Female Enrollment
2021 - 2022	801	397
2022 - 2023	787	402
2023 - 2024	813	424
2024 - 2025	818	420

Number of Interscholastic Sports Offered to Boys	
2021 - 2022	5
2022 - 2023	6
2023 - 2024	6
2024 - 2025	6

Number of Interscholastic Sports Offered to Girls	
2021 - 2022	5
2022 - 2023	6
2023 - 2024	5
2024 - 2025	5

Total Number of Students Participating in Single-sex Interscholastic Sports	
2021 - 2022	195
2022 - 2023	269
2023 - 2024	185
2024 - 2025	269

Total Number of Boys Participating in Single-sex Interscholastic Sports	
2021 - 2022	101
2022 - 2023	147
2023 - 2024	105
2024 - 2025	139

Total Number of Girls Participating in Single-Sex Interscholastic Sports	
2021 - 2022	94
2022 - 2023	122
2023 - 2024	80
2024 - 2025	130

Boys Basketball	Participants	Revenues	School Contribution	Expenses	Funding the SCHOOL Devoted per Student
2021 - 2022	15	\$484.00	\$0.00	-\$599.22	\$0.00
2022 - 2023	20	\$300.00	\$1,550.00	-\$1,748.06	\$77.50
2023 - 2024	19	\$395.00	\$0.00	-\$1,245.68	\$0.00
2024 - 2025	23	\$880.00	\$1,900.00	-\$3,145.07	\$82.61

Girls Basketball	Participants	Revenues	School Contribution	Expenses	Funding the SCHOOL Devoted per Student
2021 - 2022	15	\$340.00	\$40.00	-\$644.22	\$2.67
2022 - 2023	20	\$260.00	\$825.00	-\$898.31	\$41.25
2023 - 2024	17	\$320.00	\$0.00	-\$1,031.73	\$0.00
2024 - 2025	16	\$600.00	\$1,600.00	-\$2,618.44	\$100.00

Boys Cross Country*	Participants	Revenues	School Contribution	Expenses	Funding the SCHOOL Devoted per Student
2021 - 2022	17	\$0.00	\$0.00	-\$2,205.50	\$0.00
2022 - 2023	34	\$495.00	\$40.00	-\$1,372.71	\$0.75
2023 - 2024	26	\$585.00	\$20.00	-\$1,452.56	\$0.48
2024 - 2025	20	\$780.00	\$240.00	-\$1,423.33	\$6.00

Girls Cross Country*	Participants	Revenues	School Contribution	Expenses	Funding the SCHOOL Devoted per Student
2021 - 2022	18	\$0.00	\$0.00	-\$2,205.50	\$0.00
2022 - 2023	19	\$495.00	\$40.00	-\$1,372.71	\$0.75
2023 - 2024	16	\$585.00	\$20.00	-\$1,452.56	\$0.48
2024 - 2025	20	\$780.00	\$240.00	-\$1,423.33	\$6.00

Boys Soccer	Participants	Revenues	School Contribution	Expenses	Funding the SCHOOL Devoted per Student
2021 - 2022	20	\$320.00	\$0.00	-\$626.95	\$0.00
2022 - 2023	20	\$285.00	\$725.00	-\$904.00	\$36.25
2023 - 2024	14	\$260.00	\$210.00	-\$1,064.20	\$15.00
2024 - 2025	20	\$720.00	\$840.00	-\$1,678.80	\$42.00

Girls Soccer	Participants	Revenues	School Contribution	Expenses	Funding the SCHOOL Devoted per Student
2021 - 2022	20	\$320.00	\$0.00	-\$656.94	\$0.00
2022 - 2023	20	\$300.00	\$1,150.00	-\$1,190.71	\$57.50
2023 - 2024	21	\$420.00	\$150.00	-\$1,064.21	\$7.14
2024 - 2025	23	\$1,020.00	\$600.00	-\$1,991.31	\$26.09

Boys Track & Field*	Participants	Revenues	School Contribution	Expenses	Funding the SCHOOL Devoted per Student
2021 - 2022	26	\$60.00	\$0.00	-\$2,856.79	\$0.00
2022 - 2023	36	\$15.00	\$0.00	-\$990.00	\$0.00
2023 - 2024	27	\$25.09	\$0.00	-\$2,696.56	\$0.00
2024 - 2025	55	\$2,105.00	\$120.00	-\$1,508.71	\$1.09

Girls Track & Field*	Participants	Revenues	School Contribution	Expenses	Funding the SCHOOL Devoted per Student
2021 - 2022	23	\$60.00	\$0.00	-\$2,856.79	\$0.00
2022 - 2023	37	\$15.00	\$0.00	-\$990.00	\$0.00
2023 - 2024	14	\$25.09	\$0.00	-\$2,696.56	\$0.00
2024 - 2025	55	\$2,105.00	\$120.00	-\$1,508.71	\$1.09

Boys Volleyball	Participants	Revenues	School Contribution	Expenses	Funding the SCHOOL Devoted per Student
2021 - 2022	23	\$240.00	\$0.00	-\$628.81	\$0.00
2022 - 2023	25	\$150.00	\$710.00	-\$843.47	\$28.40
2023 - 2024	10	\$230.00	\$0.00	-\$999.58	\$0.00
2024 - 2025	9	\$380.00	\$0.00	-\$996.28	\$0.00

Girls Volleyball	Participants	Revenues	School Contribution	Expenses	Funding the SCHOOL Devoted per Student
2021 - 2022	18	\$240.00	\$0.00	-\$628.80	\$0.00
2022 - 2023	25	\$225.00	\$1,100.00	-\$109.07	\$44.00
2023 - 2024	12	\$240.00	\$0.00	-\$1,080.40	\$0.00
2024 - 2025	16	\$4,060.00	\$0.00	-\$1,725.68	\$0.00

Boys Wrestling*	Participants	Revenues	School Contribution	Expenses	Funding the SCHOOL Devoted per Student
2021 - 2022	NA	\$0.00	\$0.00	-\$998.05	\$0.00
2022 - 2023	12	\$195.00	\$30.00	-\$130.89	\$2.31
2023 - 2024	19	\$320.00	\$40.00	\$0.00	\$2.11
2024 - 2025	12	\$640.00	\$40.00	-\$1,023.00	\$3.33

Girls Wrestling*	Participants	Revenues	School Contribution	Expenses	Funding the SCHOOL Devoted per Student
2021 - 2022	NA	\$0.00	\$0.00	-\$998.05	\$0.00
2022 - 2023	1	\$195.00	\$30.00	-\$130.89	\$2.31
2023 - 2024	0	\$320.00	\$40.00	\$0.00	\$2.11
2024 - 2025	0	\$0.00	\$0.00	\$0.00	\$0.00

* Indicates that a co-ed account is being used for this activity. Boy and girl participants were combined to determine the funding the SCHOOL devoted per student. To find Funding the SCHOOL devoted per student the following formula was used: Total participants divided by the total transfer amount.

WASATCH JUNIOR HIGH SCHOOL

Are competitive facilities for boys and girls teams available to male and female athletes on an equivalent basis?	
4	Competitive facilities for boys and girls teams are available to male and female athletes on an equivalent basis.
3	Competitive facilities for boys and girls teams are available to male and female athletes most of the time.
2	Competitive facilities for boys and girls teams are available to male and female athletes some of the time.
1	Competitive facilities for boys and girls teams are rarely available to male and female athletes.
4	We make room for all our sports here at Wasatch, and ensure that when the same space cannot be shared, a schedule is worked out where boys' and girls' teams both have morning sessions and afternoon alternatingly.

Are practice facilities for boys and girls teams available to male and female athletes on an equivalent basis?	
4	All practice facilities for boys and girls teams are available to male and female athletes on an equivalent basis.
3	Practice facilities for boys and girls teams are available to male and female athletes most of the time.
2	Practice facilities for boys and girls teams are available to male and female athletes some of the time.
1	Practice facilities for boys and girls teams are rarely available to male and female athletes on an equivalent basis.
4	They are literally the same spaces.

Provide a detailed description of the school's efforts in Title IX compliance for any scores of 3 or less on the above rubrics.	
I'm exceedingly proud of the work we do at Wasatch Junior High to ensure that all sports, regardless of which gender plays them, are given equal weight and concern. If anything, I would like to see more girls participate in wrestling to help make our numbers truly even.	

Are competitive facilities for boys and girls teams of equivalent quality?	
4	All competitive facilities for boys and girls teams are of equivalent quality.
3	Most competitive facilities for boys and girls teams are of equivalent quality.
2	Some of the competitive facilities for boys and girls teams are of equivalent quality.
1	Very little, if any, of the competitive facilities for boys and girls teams are of equivalent quality.
4	Our facilities for boys' and girls' teams are literally the same spaces, minus the locker rooms, which are well within any guidelines of equivalence.

If teams have to share their practice facility with other activities, such as intramural sports or PE classes, does it happen to both boys and girls teams?	
4	Both boys' and girls' teams share their practice facility with other activities.
3	Either the boys or the girls teams share their practice facility slightly more than the other.
2	Either the boys or the girls teams share their practice facility more than the other.
1	Either the boys or the girls teams share their practice facility. The other rarely shares their facility.
4	We try not to bump anyone out of their training space, but we would never dream of doing anything other than bumping alternately.

If there is a discrepancy between male-designated and female-designated sports of 10% or greater, provide an action plan to address the discrepancy.	
No	3.35%

Are practice facilities for boys and girls teams of equivalent quality?	
4	Practice facilities for boys and girls teams are of equivalent quality.
3	Practice facilities for boys and girls teams are close to being equivalent in quality.
2	Some of the practice facilities for boys and girls teams are equivalent in quality.
1	Very little, if any, of the practice facilities for boys and girls are equivalent in quality.
4	Same as response to questions above - if they are not literally the same space being shared or used at different times, it's only the locker rooms, which meet all necessary requirements.

If any teams have to be "bumped" out of their scheduled facility, does it happen to both boys' and girls' teams?	
4	Both boys and girls are "bumped" out of their scheduled facility on an equal basis.
3	Either the boys or the girls teams are "bumped" slightly more than the other.
2	Either the boys or the girls teams are "bumped" more than the other.
1	Just the boys or the girls teams are always "bumped" while the other is never altered.
4	The spaces are literally the same places.

WEST LAKE STEM JUNIOR HIGH SCHOOL

Interscholastic Sports Offered	Boys Basketball	Girls Basketball	Boys Cross Country	Girls Cross Country	Boys Soccer	Girls Soccer	Boys Track & Field	Girls Track & Field	Boys Volleyball	Girls Volleyball	Boys Wrestling	Girls Wrestling
2021 - 2022	Yes	Yes	Yes	Yes	Yes	Yes	Yes	Yes	Yes	Yes	co-ed	
2022 - 2023	Yes	Yes	Yes	Yes	Yes	Yes	Yes	Yes	Yes	Yes	Yes	Yes
2023 - 2024	Yes	Yes	Yes	Yes	Yes	Yes	Yes	Yes	Yes	Yes	Yes	No
2024 - 2025	Yes	Yes	Yes	Yes	Yes	Yes	Yes	Yes	Yes	Yes	Yes	Yes

Enrollment	Male Enrollment	Female Enrollment
2021 - 2022	764	388
2022 - 2023	702	371
2023 - 2024	708	389
2024 - 2025	715	363

Number of Interscholastic Sports Offered to Boys	
2021 - 2022	5
2022 - 2023	6
2023 - 2024	6
2024 - 2025	6

Number of Interscholastic Sports Offered to Girls	
2021 - 2022	5
2022 - 2023	6
2023 - 2024	5
2024 - 2025	6

Total Number of Students Participating in Single-sex Interscholastic Sports	
2021 - 2022	160
2022 - 2023	153
2023 - 2024	141
2024 - 2025	164

Total Number of Boys Participating in Single-sex Interscholastic Sports	
2021 - 2022	85
2022 - 2023	75
2023 - 2024	87
2024 - 2025	97

Total Number of Girls Participating in Single-Sex Interscholastic Sports	
2021 - 2022	75
2022 - 2023	78
2023 - 2024	54
2024 - 2025	67

Boys Basketball	Participants	Revenues	School Contribution	Expenses	Funding the SCHOOL Devoted per Student
2021 - 2022	15	\$260.00	\$3,160.00	-\$3,660.00	\$210.67
2022 - 2023	15	\$70.00	\$40.00	-\$4,091.50	\$2.67
2023 - 2024	14	\$150.00	\$150.00	-\$1,292.50	\$10.71
2024 - 2025	16	\$170.00	\$5,427.02	-\$643.02	\$339.19

Girls Basketball	Participants	Revenues	School Contribution	Expenses	Funding the SCHOOL Devoted per Student
2021 - 2022	15	\$200.00	\$120.00	\$0.00	\$8.00
2022 - 2023	15	\$90.00	\$40.00	-\$1,683.75	\$2.67
2023 - 2024	13	\$300.00	\$50.00	-\$935.00	\$3.85
2024 - 2025	14	\$130.00	\$2,225.48	-\$656.73	\$158.96

Boys Cross Country*	Participants	Revenues	School Contribution	Expenses	Funding the SCHOOL Devoted per Student
2021 - 2022	7	\$0.00	\$1,554.99	-\$1,930.60	\$111.07
2022 - 2023	6	\$0.00	\$0.00	-\$715.00	\$0.00
2023 - 2024	2	\$10.00	\$0.00	-\$825.00	\$0.00
2024 - 2025	8	\$240.00	\$2,400.50	-\$1,050.50	\$150.03

Girls Cross Country*	Participants	Revenues	School Contribution	Expenses	Funding the SCHOOL Devoted per Student
2021 - 2022	7	\$0.00	\$1,554.99	-\$1,930.60	\$111.07
2022 - 2023	6	\$0.00	\$0.00	-\$715.00	\$0.00
2023 - 2024	1	\$10.00	\$0.00	-\$825.00	\$0.00
2024 - 2025	8	\$240.00	\$2,400.50	-\$1,050.50	\$150.03

Boys Soccer	Participants	Revenues	School Contribution	Expenses	Funding the SCHOOL Devoted per Student
2021 - 2022	20	\$340.00	\$762.25	-\$1,366.79	\$38.11
2022 - 2023	23	\$110.00	\$220.00	-\$2,553.84	\$9.57
2023 - 2024	21	\$110.00	\$250.00	-\$550.00	\$11.90
2024 - 2025	18	\$120.00	\$300.00	-\$986.91	\$16.67

Girls Soccer	Participants	Revenues	School Contribution	Expenses	Funding the SCHOOL Devoted per Student
2021 - 2022	20	\$160.00	\$1,092.86	-\$1,435.55	\$54.64
2022 - 2023	25	\$100.00	\$180.00	-\$2,441.64	\$7.20
2023 - 2024	17	\$80.00	\$330.00	-\$1,287.50	\$19.41
2024 - 2025	17	\$100.00	\$120.00	-\$494.50	\$7.06

Boys Track & Field*	Participants	Revenues	School Contribution	Expenses	Funding the SCHOOL Devoted per Student
2021 - 2022	17	\$0.00	\$0.00	-\$18.87	\$0.00
2022 - 2023	11	\$130.00	\$0.00	-\$990.00	\$0.00
2023 - 2024	21	\$190.00	\$0.00	-\$1,144.00	\$0.00
2024 - 2025	22	\$30.00	\$0.00	-\$1,200.38	\$0.00

Girls Track & Field*	Participants	Revenues	School Contribution	Expenses	Funding the SCHOOL Devoted per Student
2021 - 2022	15	\$0.00	\$0.00	-\$18.87	\$0.00
2022 - 2023	11	\$130.00	\$0.00	-\$990.00	\$0.00
2023 - 2024	10	\$190.00	\$0.00	-\$1,144.00	\$0.00
2024 - 2025	10	\$30.00	\$0.00		

Boys Volleyball	Participants	Revenues	School Contribution	Expenses	Funding the SCHOOL Devoted per Student
2021 - 2022	15	\$160.00	\$1,114.03	-\$1,355.03	\$74.27
2022 - 2023	15	\$140.00	\$20.00	-\$2,188.78	\$1.33
2023 - 2024	17	\$250.00	\$250.00	-\$500.00	\$14.71
2024 - 2025	11	\$220.00	\$60.00	-\$669.99	\$5.45

Girls Volleyball	Participants	Revenues	School Contribution	Expenses	Funding the SCHOOL Devoted per Student
2021 - 2022	15	\$20.00	\$100.00	-\$95.03	\$6.67
2022 - 2023	15	\$50.00	\$30.00	-\$781.40	\$2.00
2023 - 2024	13	\$230.00	\$100.00	-\$1,650.00	\$7.69
2024 - 2025	16	\$180.00	\$2,276.68	-\$580.25	\$142.29

Boys Wrestling*	Participants	Revenues	School Contribution	Expenses	Funding the SCHOOL Devoted per Student
2021 - 2022	11	\$0.00	\$295.00	-\$675.00	\$16.38
2022 - 2023	5	\$40.00	\$10.00	-\$5,622.50	\$0.91
2023 - 2024	12	\$40.00	\$20.00	-\$1,320.00	\$1.67
2024 - 2025	16	\$20.00	\$7,234.18	-\$421.68	\$401.90

Girls Wrestling*	Participants	Revenues	School Contribution	Expenses	Funding the SCHOOL Devoted per Student
2021 - 2022	3	\$0.00	\$295.00	-\$675.00	\$16.38
2022 - 2023	6	\$40.00	\$10.00	-\$5,622.50	\$0.91
2023 - 2024	0	\$40.00	\$20.00	-\$1,320.00	\$1.67
2024 - 2025	2	\$20.00	\$7,234.18	-\$421.68	\$401.90

* Indicates that a co-ed account is being used for this activity. Boy and girl participants were combined to determine the funding the SCHOOL devoted per student. To find Funding the SCHOOL devoted per student the following formula was used: Total participants divided by the total transfer amount.

Are competitive facilities for boys and girls teams available to male and female athletes on an equivalent basis?	
4	Competitive facilities for boys and girls teams are available to male and female athletes on an equivalent basis.
3	Competitive facilities for boys and girls teams are available to male and female athletes most of the time.
2	Competitive facilities for boys and girls teams are available to male and female athletes some of the time.
1	Competitive facilities for boys and girls teams are rarely available to male and female athletes.
4	All equipment and gym space (inside and out) are available to both male and female athletes. Games are played at the same time-same amount of home and away games for both female and male teams

Are competitive facilities for boys and girls teams of equivalent quality?	
4	All competitive facilities for boys and girls teams are of equivalent quality.
3	Most competitive facilities for boys and girls teams are of equivalent quality.
2	Some of the competitive facilities for boys and girls teams are of equivalent quality.
1	Very little, if any, of the competitive facilities for boys and girls teams are of equivalent quality.
4	Both female and male teams are given the same facilities to practice and change for competitive facilities

Are practice facilities for boys and girls teams of equivalent quality?	
4	Practice facilities for boys and girls teams are of equivalent quality.
3	Practice facilities for boys and girls teams are close to being equivalent in quality.
2	Some of the practice facilities for boys and girls teams are equivalent in quality.
1	Very little, if any, of the practice facilities for boys and girls are equivalent in quality.
4	Practices for male and female are done at the same time

Are practice facilities for boys and girls teams available to male and female athletes on an equivalent basis?	
4	All practice facilities for boys and girls teams are available to male and female athletes on an equivalent basis.
3	Practice facilities for boys and girls teams are available to male and female athletes most of the time.
2	Practice facilities for boys and girls teams are available to male and female athletes some of the time.
1	Practice facilities for boys and girls teams are rarely available to male and female athletes on an equivalent basis.
4	They use the same facilities

If teams have to share their practice facility with other activities, such as intramural sports or PE classes, does it happen to both boys and girls teams?	
4	Both boys' and girls' teams share their practice facility with other activities.
3	Either the boys or the girls teams share their practice facility slightly more than the other.
2	Either the boys or the girls teams share their practice facility more than the other.
1	Either the boys or the girls' teams share their practice facility. The other rarely shares their facility.
4	That has not happened yet, but if it did, both teams would be bumped

If any teams have to be "bumped" out of their scheduled facility, does it happen to both boys' and girls' teams?	
4	Both boys and girls are "bumped" out of their scheduled facility on an equal basis.
3	Either the boys or the girls teams are "bumped" slightly more than the other.
2	Either the boys or the girls teams are "bumped" more than the other.
1	Just the boys or the girls teams are always "bumped" while the other is never altered.
4	That has not happened yet, but if it did, both teams would

Provide a detailed description of the school's efforts in Title IX compliance for any scores of 3 or less on the above rubrics.
I do not have a 3 or less on anything and we filled all teams

If there is a discrepancy between male-designated and female-designated sports of 10% or greater, provide an action plan to address the discrepancy.	
Yes	18.29% The reason for the disparity of more than 10 percent between genders is primarily due to higher male participation in Wrestling and Track & Field. Moving forward, we aim to increase female participation in these sports by promoting them more actively and highlighting the strong performances and achievements of our current female athletes in these events. We will be promoting these achievements through multiple channels: featuring them on Mustang Media, our weekly school video broadcast; showcasing them in our display case; and exploring a potential collaboration with high school female athletes to share their positive experiences in female athletics with our students.

This sheet left intentionally blank.



Granite School District
2500 S. State Street
Salt Lake City, UT 84115

385-646-5000

385-646-4128

www.graniteschools.org

August 26, 2025

Superintendent Ben Horsley
Granite School District
2500 South State
Salt Lake City, Utah 84115

Superintendent Horsley,

At the upcoming Board Meeting, to be held on September 2, 2025, we would like to recognize Jordan Melendez from Cyprus High School as a Ronald Reagan Great American Leadership Program Nominee.

Sincerely,

Luke Allen
Assistant Director of Communications and Community Outreach

kb

Granite School District
Board of Education Meeting
Tuesday, August 5, 2025

GENERAL BOARD MEETING

The Granite School District Board of Education convened at 5:01 p.m. in the Boardroom. Vice President Kris Nguyen welcomed all in attendance and invited those representing organizations to introduce themselves:

GEA - Michele Jones
PTA - Liz Shellum, Heidi Jensen, and Amy Warren
GESPA - Breezy Davis

Vice President Kris Nguyen called for a roll call of board members:

Connie Burgess: Present, Kim Chandler: Present, Julie Jackson: Present,
Clarke Nelson: Present, Kris Nguyen: Present, Karyn Winder: Present.

Nicole McDermott was excused due to traffic, she arrived at 5:07 p.m..

Ben Horsley	Superintendent
Todd Hauber	Business Administrator
Dr. Mitch Nerdin	Chief of Staff
Leslie Bell	Assistant Superintendent
Tyler Howe	Assistant Superintendent

Doug Larson, General Counsel and Stacy Bushell, Executive Secretary, were in attendance.

Pledge of Allegiance: Tyler Howe

GOOD NEWS MINUTE

Clarke Nelson said there was a great event at Cottonwood High where new administrators, Justin Pitcher and Michelle Farmer introduced themselves. His daughter is beginning her teaching career this year in a second-grade classroom.

Karyn Winder thanked teachers who have sent thank you emails for the premium coverage and the extra day for preparation. There was a board retreat last month when board members received additional training to help them be a better board.

Connie Burgess thanked the new principals. There are four brand-new principals in her area. She is thrilled with the way they welcome students.

Kim Chandler also appreciated the training at the Board retreat.

Julie Jackson will attend a training at Churchill Junior High where teachers and staff will learn how to implement the IB program at the junior high level.

Kris Nguyen enjoyed the PLC conference held for principals and leadership teams last week. All of the schools in her area will be ready to open next week because of the hard work of our employees..

Nicole McDermott recognized counselors and all those who are working to help families with re-enrollment and registration. She enjoyed the excitement at the new teacher meetings held recently and administrator kickoff last week. She is happy about the focus on coaching models and student achievement.

RECOGNITION

National Qualifiers for the National History Day Competition

Daniella Armstrong, Darby Armstrong, Wesley Candelaria and Johnathan Nielsen, Grace Winder were recognized.

GRANITE ELECTED OFFICIAL PARTICIPATION - none

PATRON PARTICIPATION - none

CONSENT ITEMS

Minutes, July 1 & 8, 2025

Purchases as outlined in the agenda

Personnel:

Employee Hires and Separations

Leave of Absence

Financial Reports:

Purchase Order Summary

Change Order Summary

Accounts Payable Pay Vouchers

2026 Board Meeting Schedule

Cell Tower Lease Amendment at Kearns High, T-Mobile

Cell Tower Lease Amendment at Hunter Junior High, Vertical Bridge

Cell Tower Lease Extension at Hunter High, Crown Castle

Land Lease - Spring Lane Site, Holladay City

Lease Amendment - Western Hills, Unified Police Department

School Continual Improvement Plans

Settlement Agreement

Motion: I move that we approve the Consent Agenda.

Made by: Julie Jackson

Seconded by: Kris Nguyen

Karyn Winder requested to amend the minutes regarding the app to capture her comment about how she has asked for the app for a while now and to say how grateful she is that the app is here.

Amended Motion: I move to amend (the motion) to include (in the minutes) my gratitude for the forthcoming app that I have asked for, for years.

Made by: Karyn Winder

Seconded by: Julie Jackson

Called for vote: President McDermott

Results: Motion to approve the consent agenda passed unanimously

ACTION ITEM

Naming of Spanish Dual Language Immersion School

Nick Blight, principal of the new Spanish DLI school, presented the information on the process the school community used to select a name for the school. They conducted in-person, online and other community events to gather input. Students submitted designs for a school mascot. The selected name was Dos Mundos Academy, which means two worlds in Spanish.

Motion: I move that we accept the name change of Valley Crest Elementary to Dos Mundos Academy.

Made by: Karyn Winder

Seconded by: Julie Jackson

Called for vote: President McDermott

Results: Motion Passed Unanimously

INFORMATION ITEMS

Capital and Construction Update

Justin Naegle, Architecture, Engineering, and Construction Director, and Chris Kartchner, BDK, updated the board on progress of capital projects including the opening Cyprus High, reopening of Brockbank Stem and updates to Magna Elementary.

Student Achievement Leadership Team (SALT), Professional Learning, and Boost Schools

Dr. Mitch Nerdin described committee leadership at the district level; over the past year the committee tasked with steering the district's strategic plan and implementing the mission and vision of the board was reorganized. The overarching mission of the committee is to improve student achievement. An important shift to achieving this is a culture of coaching district wide.

Dr. Tyler Howe explained that often the work of School Leadership and Improvement directors (SLIDs) to support and coach principals is interrupted with urgent and important matters that sidetrack the work of SLIDs. To help with this, a parent advocate will now be dedicated to addressing issues that arise and are of concern to parents, freeing the SLIDs to spend more time directly coaching principals.

The SALT committee has an initiative to increase support for schools performing below a district established minimum level of student academic achievement. The initiative aims to improve student learning and achievement by targeting intensive, focused resources toward the most academically vulnerable schools. Efforts to support student achievement in all schools include additional administrators assigned to schools, structured planning and PLC time, aligned professional development to improve instruction, and instructional coaching at every school. Student achievement data will demonstrate the effectiveness of SALT.

Teacher Merit Award Plan

This report was tabled due to time constraints.

SUPERINTENDENT and BOARD REPORTS

Kim Chandler reported on the Parks and Recreation meeting. A subcommittee was formed to evaluate how they can enhance the My County pass; she will serve on that subcommittee.

Kris Nguyen said there will be summer graduations at Cyprus and Hunter tomorrow.

Clarke Nelson said Cottonwood summer graduation will be this Friday.

Karyn Winder said she will attend Hunter High summer graduation.

Nicole McDermott said Law and Policy will review student travel policy at the next meeting.

Superintendent Horsley visited a community council meeting to answer questions about the current PAC study. He and Steve Hogan will continue to visit these community council meetings through September. The training with Dr. Anthony Muhammad was incredible and we are looking forward to a mid-year follow-up. He is looking forward to summer graduations in the coming week. Cyprus High will have their first football game this Friday. The focus at administrator kickoff was coaching, he continues to be coached in his role and encourages others to seek coaching for themselves.

EXECUTIVE SESSION: Safety and Security

President McDermott said there is need of an executive session and called for a motion.

Motion:

I move we adjourn to an Executive Session for the purpose safety and security.

Made by:

Kim Chandler

Seconded by:

Julie Jackson

Called for voice vote:

President McDermott

Results:

For:

Connie Burgess

Kim Chandler

Julie Jackson

Nicole McDermott

Clarke Nelson

Kris Nguyen

Karyn Winder

Against:

An executive session convened in room B-217. Those in attendance were Nicole McDermott, Kris Nguyen, Connie Burgess, Kim Chander, Julie Jackson, Clarke Nelson, Karyn Winder, Ben Horsley, Mitch Nerding, Todd Hauber and Chief Randy Porter.

Motion:

I move to adjourn executive session.

Made by:

Karyn Winder

Seconded by:

Julie Jackson

Called for vote:

President McDermott

Results:

Motion Passed Unanimously

The executive session adjourned at 7:20 p.m.

TRUTH IN TAXATION HEARING: 7:30 p.m.

Truth In Taxation Presentation

Brian Ipson, Budget Director, talked about the purpose of the truth-in-taxation hearing to discuss the property tax rates and increases above the certified tax rate for Granite School District in 2025-26 and give those who live within the district's boundaries an opportunity to be heard. The district has taken the required actions to comply with applicable state statute. Budget highlights for 2025-26 were reviewed. Revenues from the proposed tax increase will be used to reduce class size K-2, restore state funding cuts, enhance school safety, add instructional support, and provide competitive employee compensation (1.75% cost of living adjustment). Options for appealing property values and applying for tax relief were provided to interested parties.

Public Comment:

President McDermott opened the meeting for public comment at 8:15 p.m.

Joshua Mindrum (online) said he believes the district needs to increase student enrollment. The number of classroom teachers is decreasing while educational coaches are increasing, classroom teachers have a greater impact on graduation rates and student outcomes. Oppose

Jordan (online): Tech difficulty, did not comment.

Monica Wilbur read proficiency scores for Cyprus, Granger, Hunter, Kearns, Olympus, and Skyline High. She said the numbers are embarrassing, students are functionally illiterate. With these outcomes the board does not deserve the money they want or the money they have. Oppose

Heidi Jensen: thanked the board and superintendent, they do an excellent job supporting students and teachers. Funding is decreasing year after year. Essential programs for English language learners and salaries to attract and retain quality teachers are important. Support

Breezy Davis thanked the board for settled negotiations in the Spring, thanking them for the recognition they give to ESPs. A tax increase is a burdensome reality, but she applauds the district's time and effort to find solutions with minimal as possible impact on patrons. Support

Amy Warren read the Utah PTA statement on unfunded mandates imposed on public schools. There is an undue burden placed on elderly taxpayers, this challenge was created by the legislature. Numbers do not consider individual children who don't speak English because they are refugees. She is grateful the district is educating all children. Support

Jay Blain former teacher, follows school finance in the legislature. Granite's hand is forced by legislators who want to be the heroes by lowering income tax thereby forcing districts to raise taxes. Granite is fiscally responsible, doing the most responsible thing they can. Support

Kelli Pierce said Granite is sitting on \$352 million which is supposed to be a rainy-day fund, and the rain is here. There is no examination of how to do things better. The district should look for ways to maximize resources to better support students and teachers. Instead of tightening your belts you are asking for more money which isn't guaranteed to make it to the classroom. Oppose

Jenny Whiteford feels like town halls are not discussed among residents. This is the first notice she is aware of for raising taxes. The Granite District should make more effort to communicate with older residents. Oppose

Oren Randall thought the county assessor would be here; they are the ones he has a problem with. He is a retired Granite teacher; he understands the challenges teachers have. He does not think parents should fund improvements at Taylorsville when they already pay taxes. Oppose

Doyle Jenkins tax increases do not help people who are retired. Schools are built way too big; there are a lot of unnecessary extras. Look at how students act in school and how teachers are taken care of. Oppose

Elaine Christiansen - not present

Gustavo M lived in different countries. He thanked every teacher in the audience. He does not think the school district should put the financial burden on taxpayers but instead cut their expenses. Oppose

Darren Watts responded to the Superintendent's statement in a KUTV interview "Who is worried about a tax increase", He said a lot of people are worried about it, especially those on fixed incomes. He believes the district should look at salaries which have increased almost \$70 million over 4 years. Oppose

Suzanne Larsen lived in Utah all her life. Her property tax this year will be over \$6,000. She has not been able to purchase personal necessities. She has to borrow money to pay property taxes. She needs to live and asked the board to please think about that. Oppose

Kari Montoya, secretary at Walker Elementary where only 20% of students at this school speak English. This increase is a small step forward but does not replace all funding lost due to legislative actions. Our students deserve to have an enriching learning environment. Considering long-term impacts, a stronger budget is an investment in the future of education and our community. Support

Ashleigh Spencer believes in fiscal accountability and justice for our community. She shared salary information obtained on OpenPayrolls.com She asked for reform and leadership, the poorest populations shouldn't have to pay for Granite's financial mismanagement. The board should freeze non-essential spending and reallocate existing funds. Oppose

Kevin Korous is a new homeowner and recently explained taxes to his son who wanted to help schools with taxes himself. While he is happy to support schools he believes there is more the district could do. He enrolled his child outside the district in a public school. Granite needs to consider young families, who are enrolling their students for the first time, by making its schools more innovative and competitive. Support

Michele Jones the board asks many hard questions of themselves and the administration. Leaders engage in endless meetings to review the budget and cut spending. Financial challenges were not created by mismanagement but the actions of the State legislature. The tax increase will lower class size and expand student support. She thanked the board for listening thoughtfully. Support

Caleb Meek is a first-time home buyer in the area. The board should look at how to strategically change the trajectory of the district by increasing the quality of the school. How are you differentiating from other districts? The tax mailer was only in English, there are other ways to reach out. Voters should look at who they elect.

Laurie Pope said her representative made claims she believes are inaccurate. The 35% teacher salary increase is not for all teachers but targeted for new teachers. The increase for experienced teachers is 13%. Utah's legislature is taking funds from public education for vouchers and removing collective bargaining. Utah is 4th in K-12 performance but 51st in per pupil spending. Support

Helen Carpenter is a 75-year-old widow, her taxes are \$7,500 this year and she cannot afford the increase. How can she find comps on her home? There are no forms to help apply for tax relief. She is upset that students graduate only knowing math to a 5th grade level. Oppose

Michael McDonough thanked the board for this budget. This board has a long history of supporting teachers and being reliable. This budget is the first to address class size. That will directly benefit students. State and national conditions have made balancing the budget difficult. Support

Superintendent Horsley addressed several concerns voiced by the patrons who commented.

- Proficiency rates correlate to income and populations with many English language learners, 20,000 of our students are learning English.
- Utah students are tested on high standards, and our test scores reflect this. This is not a bad thing, but we should recognize scoring high on tests is challenging for multi-language learners.
- A few years ago, education support employees were leaving for higher paying jobs at Amazon and Walmart. We need to be competitive and are grateful to staff for these positions.
- The state exams are a challenge for our MLL students. Granite has a diverse population; 62 % of students are in poverty and our families have some of the highest incomes in the state.
- We do have millions in reserve funds which is required for legislative compliance. These funds would only be available one time and cannot support ongoing expenses.
- \$3.8 M in this budget proposal is going directly to decrease class size K-2. \$1.6 M is going to add support in our classrooms. The tax increase will offset legislative cuts and go directly to classrooms.
- Efforts to notify taxpayers include 4 town hall meetings per year; these meetings are for all community members advertised by postcard and on our website. We are happy to enhance communication if there are additional suggestions.
- Anonymous fraud reporting is available on our website. Concerns can also be reported on the Utah State Board of Education hotline 801-538-7813.
- His comments during the KUTV interview were misrepresented and taken out of context.
- General fund for 2020 was \$560M and this year is \$691M which is approximately a 4% increase per year which is less than inflation.
- Senator McCay has proposed an expanded circuit breaker program² for tax relief.
- The Granite School District has some of the lowest administrative costs in the state at \$90 per student. Some charter schools spend \$400 per student.
- Tax increases are proposed in many Utah school districts according to a statement from the Utah Taxpayers Association.

Representative Matt MacPherson was receptive to information district leaders provided to him during a call today.

ACTION ITEMS

Adoption of the 2025-2026 Budget

Motion: **I move that we adopt the 2025-26 budget as published on the district webpage.**

Made by: Connie Burgess

Seconded by: Kris Nguyen

Board Discussion:

Kim Chandler did not support the budget at the budget hearing because of continuing expenses for electronic curriculum, devices, third party contracts and other items like SEL that she feels need to be addressed. Her position has not changed. The attitude of the state legislature to punish Granite for not raising taxes in the past is perplexing. They sent a message that we should solve this reduction in funding ourselves by raising property taxes. Removing income tax at the state level will shift the financial burden to property tax even more and that is very frustrating. We cannot blame all of this on the legislature. We need to prioritize programing and simplify our approach rather than increasing the budget. At some point property taxes become so onerous that it means property itself becomes too expensive to own which in her opinion is a disregard for the proper role of government to protect the property ownership rights of its citizens. That is the legislature's duty, but it is also ours. This is a sizable tax increase when many are struggling so she cannot support it.

Clarke Nelson is concerned about what appears to be a market shift in our state from a state income tax to property tax being the sole source of revenue including funding school districts. As he hopes to retire soon, it seems his taxes will be paid mostly for property tax rather than income tax and this is deeply concerning as a future retiree and as a board member. He does believe in the process the board has gone through to cut and find the best path forward and the best opportunities for students. For that reason, he will support the tax increase.

Julie Jackson thanked those who came tonight. She said she is resolved to make sure that elected officials are working together, there needs to be collaboration between school board members and legislators on taxes. This kind of piece meal situation is hurting us in real ways. She will meet with Senate President Stewart Adams next week where she will propose this comprehensive look at taxes. She believes the direction we are headed in is going to continue to get worse if we do not change.

Connie Burgess said she will support the tax increase because she has been on the board a long time. The increase will help to center on teacher and learning. She is happy with the way the district is going and supports this knowing that teachers will receive what they need and children will benefit in the long run..

Karyn Winder tax hearings are some of the hardest meetings. It ends up being an impossible choice between taxpayers and those on a fixed income and students. She is sensitive to taxpayers and knows that this hurts, it is really difficult.. She hopes patrons will understand that she has considered and looked at this, asked hard questions, talked to teachers, neighbors and friends, but she is going to support this tax because she chooses to support students. It is a hard choice.

Kris Nguyen said this is her least favorite thing to do. This and closing schools. She has many people in her area on fixed incomes, and she also has a lot of young families. It is hard but at the bottom line she believes in public education. This budget is the best she has seen she appreciates the hard work that went into it. The budget is balanced and conservative while supporting students. She supports the budget and the tax increase.

Nicole McDermott has also struggled, it feels like being caught between a rock and a hard spot. She explained the need for a tax increase to her father, neighbors and friends, she answers to these people, It's a difficult situation. As Dr. Nerdin said, and new principal commented and is excited about Granite's focus on student achievement. This budget helps to support that goal to improve student achievement, so she supports this.

Called for vote: President McDermott
Results: Motion Passed, Yea (6), Nay (1, Kim Chandler)

Motion: I move to set the 2025 property tax rate to be .006202.

Made by: Julie Jackson
Seconded by: Connie Burgess

Called for vote: President McDermott
Results: Motion Passed, Yea (6), Nay (1, Kim Chandler)

President McDermott ended the tax hearing and thanked everyone for coming.

ADJOURN

President McDermott adjourned the meeting at 9:45 p.m.

Note: A copy of related materials and an audio recording of the meeting can be found at <https://www.utah.gov/pmn/>
and <https://meetings.boardbook.org/Public/Organization/2744>

DRAFT

THE FOLLOWING PROPOSAL SUBMITTED BY JARED GARDNER, DIRECTOR OF PURCHASING, IS RECOMMENDED FOR BOARD APPROVAL

Superintendent of Schools

September 2, 2025

Ben Horsley
Granite School District
2500 South State Street
Salt Lake City, Utah 84115

RE: Architectural Services for Taylorsville
High School Addition Project
\$2,036,000.00

Dear Superintendent Horsley:

The Purchasing Department has received a request to issue a request for statements of qualifications for architectural services for the Taylorsville High School addition project.

A request was published on the Utah Public Procurement Place, and we received seven proposals. A committee of district employees evaluated and scored the proposals. Scoring of the proposals follows:

<u>Vendor</u>	<u>Score</u>	<u>Vendor</u>	<u>Score</u>
MHTN Architects	76.2	Vendor E	68.6
Vendor B	72.8	Vendor F	61.8
Vendor C	70.8	Vendor G	60.6
Vendor D	68.6		

Permission is requested to issue a purchase order to MHTN Architects in the amount of \$2,036,000.00 for these design services. Funds for this expenditure are to come from Support Services capital budget.

Sincerely,

Approved,



Jared Gardner
Director of Purchasing

Todd Hauber
Business Administrator/Treasurer

THE FOLLOWING PROPOSAL SUBMITTED BY JARED GARDNER, DIRECTOR OF PURCHASING, IS RECOMMENDED FOR BOARD APPROVAL

Superintendent of Schools

September 2, 2025

Ben Horsley
Granite School District
2500 South State Street
Salt Lake City, Utah 84115

RE: Purchase of Autonomous Cleaning
Equipment for Cyprus High School
Requisition No. 750830
\$65,644.73

Dear Superintendent Horsley:

The Purchasing Department has received a requisition for the purchase of Autonomous Cleaning Equipment for use at Cyprus High School.

This equipment is available from Waxie Sanitary Supply under State Contract MA3959.

Permission is requested to issue a purchase order in the amount of \$65,644.73 to Waxie Sanitary Supply. Funds for this expenditure are to come from the Capital Projects Facility Equipment Budget.

Sincerely,

Approved,



Jared Gardner
Director of Purchasing

Todd Hauber
Business Administrator/Treasurer

THE FOLLOWING PROPOSAL SUBMITTED BY JARED GARDNER, DIRECTOR OF PURCHASING, IS RECOMMENDED FOR BOARD APPROVAL

Superintendent of Schools

September 2, 2025

Ben Horsley
Granite School District
2500 South State Street
Salt Lake City, UT 84115

RE: Kami Software Subscription
Requisition No. 750879
\$95,872.40

Dear Superintendent Horsley:

The Purchasing Department received a request for the renewal of Kami document editing and collaboration software subscription.

As required by state law public notice of the intent to award a contract without engaging in a standard procurement process was posted as notice AL26-008 SS and received no comments or objections.

This letter respectfully requests permission to issue a purchase order for \$95,872.40 to Notable Incorporated. Funds for this purchase are to come from the Educational Technology budget.

Sincerely,

Approved,

Approved,



Jared Gardner
Director of Purchasing

Todd Hauber
Business Administrator/Treasurer

Rick Anthony
Chief Information Officer

THE FOLLOWING PROPOSAL SUBMITTED BY JARED GARDNER, DIRECTOR OF PURCHASING, IS RECOMMENDED FOR BOARD APPROVAL

Superintendent of Schools

September 2, 2025

Ben Horsley
Granite School District
2500 South State Street
Salt Lake City, UT 84115

RE: Silverfort Platform
Three-year agreement
\$383,327.31

Dear Superintendent Horsley:

The Purchasing Department received a request for the purchase of the Silverfort Platform. Silverfort is a cybersecurity platform designed to provide agentless, adaptive identity protection across both cloud and on-premises environments. It focuses on securing access to systems that traditionally lack native support for modern security controls, such as legacy applications, command-line tools, and service accounts.

An Invitation for Bid (AL26-009 IFB) was published and is pending award to VLCM as per the following tabulation:

<u>Vendor</u>	<u>Bid</u>
VLCM	\$383,327.31
Silverfort	\$414,585.42

The annual cost is \$127,775.77 with a total cost over three years of \$383,327.31.

This letter respectfully requests permission to issue a purchase order for \$127,775.77 to VLCM for the first year of licensing. Funds for this purchase are to come from the Capitol budget.

Sincerely,



Jared Gardner
Director of Purchasing

Approved,

Todd Hauber
Business Administrator/Treasurer

Approved,

Rick Anthony
Chief Information Officer

THE FOLLOWING PROPOSAL SUBMITTED BY JARED GARDNER, DIRECTOR OF PURCHASING, IS RECOMMENDED FOR BOARD APPROVAL

Superintendent of Schools

September 2, 2025

Ben Horsley
Granite School District
2500 South State Street
Salt Lake City, Utah 84115

RE: Welding Equipment-Cyprus HS
CTE
Requisitions #: 751113
\$227,631.34

Dear Superintendent Horsley:

The Purchasing Department has received two requisitions from the Career & Technical Ed Department to purchase welding equipment for the new Cyprus HS.

Utilizing state contract MA4600, it has been determined that MSC Industrial can provide the products and services that will meet the needs of the school district.

We respectfully request the approval to issue a purchase order to MSC Industrial for \$227,631.34. Funds for this expenditure will come from the CTE Welding & Machine Tool Discretionary funds.

Sincerely,

Approved,

Approved,



Jared Gardner
Director of Purchasing

Todd Hauber
Business Administrator/Treasurer

Leslie Bell
Assistant Superintendent



Human Resources
2500 South State Street
Salt Lake City, Utah 84115-3110

385-646-4511
FAX 385-646-4204

September 2, 2025

Benjamin Horsley, Superintendent
Granite School District
2500 South State Street
Salt Lake City, UT 84115-3110

Dear Mr. Horsley:

The following is a list of Granite School District employees who are being recommended to the Board of Education for their approval to be hired with the district and those employees who have separated from the district from July 26, 2025 through August 24, 2025. It is recommended the Board approve these in the consent agenda items during the June 3, 2025 Board Meeting.

Respectfully,

A handwritten signature in black ink, appearing to read "Patrick Flanagan", with a long horizontal flourish extending to the right.

Dr. Patrick Flanagan
Director of Human Resources
Human Resources

HIRE REPORT 7-26-25 - 8-24-25 (435)

EMPLOYEE NAME	JOB DESCRIPTION	LOCATION
TIBBS, JO ELLE E	PRESCHOOL ASSISTANT II	ACADEMY PARK ELEMENTARY
RUIZ-HERNANDEZ, MARGARITA	TEACHER SPECIALIST/LEADER	ACCESS & OPPORTUNITY
NAYLOR, LaMAE	ELEMENTRY PLANNING/PLC ASSIS	ARCADIA ELEMENTARY
DONNELLY, CAMERON S	GRADE 2 TEACHER	ARMSTRONG ACADEMY
MERKLEY, EMMA S	PARAEDUCATOR	BACCHUS ELEMENTARY
BOUCHER, BRITTNEY A	PARAEDUCATOR	BACCHUS ELEMENTARY
STELLY, ALISHA J	PARAEDUCATOR	BACCHUS ELEMENTARY
FARGAM ,MOHSEN	FOOD SERVICE MANAGER	BATES FOOD SERVICE CENTER
HENNESSY, LILIBETH	FIRST COOK	BATES FOOD SERVICE CENTER
HASTINGS, CANDICE M	PRESCHOOL ASSISTANT II	BEEHIVE ELEMENTARY
MIRANDA, BERTHA A	SPED SELF - CONTAINED PARA	BEEHIVE ELEMENTARY
OSTLER, ALICYN	MILD/MODERATE HANDICAPPED EL	BEEHIVE ELEMENTARY
FISCHBECK, TAYLOR S	BEHAVIOR HEALTH ASSISTANT	BENNION ELEMENTARY
HONN, AMELIA N	GRADE 2 TEACHER	BENNION ELEMENTARY
BOYACK, HANNAH M	Secondary Hourly Teacher	BENNION JR. HIGH
PULLEY, EMILY A	MATHEMATICS TEACHER	BENNION JR. HIGH
WEBER, REBECCA P	FINE ARTS TEACHER	BENNION JR. HIGH
DURTSCHI, BLAKE E	MATHEMATICS TEACHER	BENNION JR. HIGH
MIRANDA, KJERA A	HEALTH,MOVE & FITNESS TEACHE	BENNION JR. HIGH
SCOTT, GABRIEL J	TECHNOLOGY EDUCATION	BENNION JR. HIGH
PAYNE, WILLIAM E	SPED RESOURCE PARA	BONNEVILLE JR. HIGH
BECK, ALESHA M	SPED SELF - CONTAINED PARA	BONNEVILLE JR. HIGH
RANDALL, LAURA A	SPED RESOURCE PARA	BONNEVILLE JR. HIGH
FEATHERSTONE, TAWNI L	MATHEMATICS TEACHER	BONNEVILLE JR. HIGH
HARRIS, JESSICA D	HEALTH,MOVE & FITNESS TEACHE	BONNEVILLE JR. HIGH
HARMSEN, SAGE R	FOREIGN LANGUAGE TEACHER	BONNEVILLE JR. HIGH
DULONG, NATHAN A	TECHNOLOGY EDUCATION	BONNEVILLE JR. HIGH
HERBERT, AMY E	SEVERELY HAND SECONDARY	BROCKBANK JR HIGH
LANDROCHE, ALYSSA A	FINE ARTS TEACHER	BROCKBANK JR HIGH
EGGETT, JULIE J	FAMILY/CONSUMER SCI. TEACHER	BROCKBANK JR HIGH
GYGI, JENNIFER A	HEALTH,MOVE & FITNESS TEACHE	BROCKBANK JR HIGH
LOPEZ, ANDREW A	BUSINESS (APPLIED TECH/GEN)	BROCKBANK JR HIGH
CLAWSON, PAITON K	Secondary Hourly Teacher	BROCKBANK JR HIGH
WOOD, ERIKA L	SPED SELF - CONTAINED PARA	BROCKBANK JR HIGH
FLORES-LUNA, NOEMI	BEHAVIOR HEALTH ASSISTANT	BROCKBANK JR HIGH
MOSES, JANALEE R	SCIENCE TEACHER	BROCKBANK JR HIGH
BROCK, DAVID J	BUS DRIVER TRAINER	BUSES - TRANSPORTATION
PETERSON, ALEXANDER R	BUS DRIVER TRAINER	BUSES - TRANSPORTATION
BAKER, DEREK J	BUS DRIVER TRAINER	BUSES - TRANSPORTATION
BATISTA, DE OLIVEIRA MOISE	BUS DRIVER TRAINER	BUSES - TRANSPORTATION
GEORGE, ERIN L	DEPARTMENT SECRETARY	BUSES - TRANSPORTATION

WHEELER, MICHAEL W	HOURLY BUS DRIVER	BUSES - TRANSPORTATION
FREDERICK, LINDSEY L	MEDIA CLERK - ELEMENTARY	CALVIN SMITH ELEMENTARY
STANFORD, HANNAH L	SCHOOL PSYCHOLOGIST	CCR - Psychologists
NESBITT, LAINE M	SCHOOL PSYCHOLOGIST	CCR - Psychologists
ONELL, KENNEDY M	SCHOOL PSYCHOLOGIST	CCR - Psychologists
STEWART, JENETTE L	SCIENCE TEACHER	CHURCHILL JR. HIGH
BURKE, JOSEFINE E	COLLEGE ACCESS & VfG ADVISOR	COLLEGE AND CAREER READINE
THACKER, JOSHUA C	TEACHER SPECIALIST/LEADER	COLLEGE AND CAREER READINE
METZGER, FREDERICK F	COORDINATOR	Community & Family Engagem
MITCHELL, KATHRYN M	COORDINATOR	Community & Family Engagem
TAPIA, ILIANA I	OUTREACH COORD/MEDICAID SPEC	Community & Family Engagem
PULSIPHER, NATALIE A	COORDINATOR	Community & Family Engagem
VAVAU, BILL	SEVERE HANDICAPPED - ELEM	COPPER HILLS ELEMENTARY
LUTUI, SELA F	PLAYGROUND AIDE	COPPER HILLS ELEMENTARY
SOUCY, ALYSIA L	SPED SELF - CONTAINED PARA	COPPER HILLS ELEMENTARY
JONES, MICHELLE C	SPED SELF - CONTAINED PARA	COTTONWOOD SR. HIGH
SPENCER, BRENDA S	SPED SELF - CONTAINED PARA	COTTONWOOD SR. HIGH
MACINTYRE, JAMES W	STUDY SKILLS	COTTONWOOD SR. HIGH
STEIGER, SHAWNI L	CAREER CENTER SECRETARY	COTTONWOOD SR. HIGH
BAGULEY, CHRISTOPHER L	LANGUAGE ARTS	COTTONWOOD SR. HIGH
JOHNSON SR, AARON S	BUSINESS EDUCATION TEACHER	COTTONWOOD SR. HIGH
PAUL, LEILANI M	ATTENDANCE SECRETARY	COTTONWOOD SR. HIGH
ADAM, KIERRA L	SPED SELF - CONTAINED PARA	COTTONWOOD SR. HIGH
BROOKHAM, CHLOE N	MILD/MODERATE SECONDARY	COTTONWOOD SR. HIGH
DOTSON, KRISTEN N	GENERAL OFFICE CLERK	CRESTVIEW ELEMENTARY
BERGEN, BRITTNEY	ELEMENTRY PLANNING/PLC ASSIS	CRESTVIEW ELEMENTARY
RICE, JAMIE	KINDERGARTEN	CRESTVIEW ELEMENTARY
CORNWALL, HANNAH E	GRADE 5	CRESTVIEW ELEMENTARY
EVANS, ANNA C	TEACHER SPECIALIST	CRESTVIEW ELEMENTARY
BUCHMANN, JULIET C	GRADE 1 TEACHER	CRESTVIEW ELEMENTARY
RODRIGUEZ, CALEB	VOLUNTEER STIPENDS	Curriculum & Instruction
NELSON, AUSTIN J	VOLUNTEER STIPENDS	Curriculum & Instruction
ROSE, RYLEE J	VOLUNTEER STIPENDS	Curriculum & Instruction
BOTH, AUBRAY J	VOLUNTEER STIPENDS	Curriculum & Instruction
FALEOLA, DOMINIC M	VOLUNTEER STIPENDS	Curriculum & Instruction
LARSEN, MARK K	VOLUNTEER STIPENDS	Curriculum & Instruction
COLLINS, NIUSA I	VOLUNTEER STIPENDS	Curriculum & Instruction
JACOBSEN, FRANKLIN	VOLUNTEER STIPENDS	Curriculum & Instruction
MICHEL, JORDAN	VOLUNTEER STIPENDS	Curriculum & Instruction
VANISI, ALEXANDER T	VOLUNTEER STIPENDS	Curriculum & Instruction
BAKER, ATLANTA M	VOLUNTEER STIPENDS	Curriculum & Instruction
EVANS, ALEXIS F	VOLUNTEER STIPENDS	Curriculum & Instruction
WATKINS, PATRICK W	VOLUNTEER STIPENDS	Curriculum & Instruction
GRANT, REBEKAH E	VOLUNTEER STIPENDS	Curriculum & Instruction

CLINGER, SARAH R	VOLUNTEER STIPENDS	Curriculum & Instruction
NOYOLA MARTINEZ, ERIKA	CUSTODIAL	CUSTODIANS
MITCHELL, JACK T	CUSTODIAL, HELPER I	CUSTODIANS
JONES, ZEKE W	CUSTODIAL, HELPER I	CUSTODIANS
DONG, DANIEL	CUSTODIAL, HELPER I	CUSTODIANS
GIEBER, JAMES A	HOURLY APPRENTICE CUSTODIAN	CUSTODIANS
WESTOVER, MARCUS S	CUSTODIAL, HELPER I	CUSTODIANS
SOFFE, ELIJAH M	CUSTODIAL, HELPER I	CUSTODIANS
CLOWARD, REESE B	CUSTODIAL, HELPER I	CUSTODIANS
ESCAMILLA LOPEZ, CHRISTOPH	CUSTODIAL, HELPER I	CUSTODIANS
SOUKUP, CALEB M	CUSTODIAL, HELPER I	CUSTODIANS
TEKLE, HAREGU T	CUSTODIAL HELPER II	CUSTODIANS
PETERSON, SADIE E	CUSTODIAL, HELPER I	CUSTODIANS
SMITH, BRANDON S	HEAD CUSTODIAN, ELEMENTARY	CUSTODIANS
ORTEGA, MICHAEL A	CUSTODIAL, HELPER I	CUSTODIANS
GONZALEZ DE POOL, VALERIA	CUSTODIAL, HELPER I	CUSTODIANS
HERNANDEZ, LISA	HOURLY APPRENTICE CUSTODIAN	CUSTODIANS
THOMPSON, ASHLEY M	CUSTODIAL HELPER II	CUSTODIANS
AVILA, JAXSON T	CUSTODIAL, HELPER I	CUSTODIANS
RUIZ, WILLIAM L	CUSTODIAL, HELPER I	CUSTODIANS
PETRONI, AMANDA M	HOURLY APPRENTICE CUSTODIAN	CUSTODIANS
LUNA JIMENEZ, ROSA E	ELEMENTARY CUSTODIAL ROVER	CUSTODIANS
PARTRIDGE, SHANNON B	CUSTODIAL	CUSTODIANS
MAYNE, MORGAN D	LANGUAGE ARTS TEACHERS	CYPRUS SR. HIGH
FUTRAL, BENJAMIN M	TECHNOLOGY/ENGINEERING TEACH	CYPRUS SR. HIGH
DeANGELIS, MARIO P	SPED INCLUSION PARA	CYPRUS SR. HIGH
PATTON, WILLIAM D	SPED SELF - CONTAINED PARA	CYPRUS SR. HIGH
BRINKLEY, RUTHANNE G	HEALTH SCIENCE & TECH TEACHE	CYPRUS SR. HIGH
NIEDERMEYER, MICHAEL J	MATHEMATICS TEACHER	CYPRUS SR. HIGH
TAYLOR, JAMES M	SEVERELY HAND SECONDARY	CYPRUS SR. HIGH
SAVAGE, LUCY P	LANGUAGE ARTS TEACHERS	CYPRUS SR. HIGH
GARDNER, JENNIFER	ATTENDANCE TRACKER	CYPRUS SR. HIGH
RAMIREZ, SAVANNAH M	SPED SELF - CONTAINED PARA	CYPRUS SR. HIGH
CANDELAS, OLIVIA M	SPED SELF - CONTAINED PARA	CYPRUS SR. HIGH
TAGGART, CHRISTOPHER J	FAMILY/CONSUMER SCI. TEACHER	CYPRUS SR. HIGH
FLORES MURGA, KARINA	FOREIGN LANGUAGE TEACHER	CYPRUS SR. HIGH
MILLIGAN, CRAIG L	TEACHER SPECIALIST/LEADER	CYPRUS SR. HIGH
ZAMBRANO, RICHARD G	LANGUAGE ARTS TEACHERS	CYPRUS SR. HIGH
UPSHAW ,SUSANA I	ATTENDANCE TRACKER	CYPRUS SR. HIGH
DOUGLAS, KIERSTEN G	HISTORY	CYPRUS SR. HIGH
GUTIERREZ LOPEZ, YULIANA D	Parent Liaison	DAVID GOURLEY ELEMENTARY
FELLOWS, KATHY A	GENERAL OFFICE CLERK	DAVID GOURLEY ELEMENTARY
ALBRECHT, MEGAN L	GENERAL OFFICE CLERK	DIAMOND RIDGE ELEMENTARY
LIMA, SHEILA V	SPED RESOURCE PARA	DIAMOND RIDGE ELEMENTARY

MUIR, RACHEL A	PARAEDUCATOR	DIAMOND RIDGE ELEMENTARY
SALGADO, BEVERLY	GENERAL OFFICE CLERK	DOS MUNDOS ACADEMY
VARELA BARAHONA, REINA O	PARAEDUCATOR	DOS MUNDOS ACADEMY
RUIZ NAVARRETE, STEPHANIE	GRADE 2 TEACHER	DOS MUNDOS ACADEMY
DODSON, BARBARA A	KINDERGARTEN	DOS MUNDOS ACADEMY
BRYNER, ANICA D	SPANISH DI (ENGLISH) - 1ST	DOS MUNDOS ACADEMY
LUND, AMY	KINDERGARTEN	EASTWOOD ELEMENTARY
RICHARDS, MARTINA W	Preschool Lead Teacher EC	EASTWOOD ELEMENTARY
CURTIS, LAUREN L	BEHAVIOR HEALTH ASSISTANT	EASTWOOD ELEMENTARY
DAMASK, SAMUEL W	BUSINESS (APPLIED TECH/GEN)	EISENHOWER JR. HIGH
GRUNCHE, IRENA	ENGLISH SEC LANG (GR K-12)	EISENHOWER JR. HIGH
HALE, EMMALYN A	SPED SELF - CONTAINED PARA	EISENHOWER JR. HIGH
HERNANDEZ VARGAS, KIMBERLY	SPED SELF - CONTAINED PARA	EISENHOWER JR. HIGH
NABOR, NATALIE A	BEHAVIOR HEALTH ASSISTANT	EVERGREEN JR. HIGH
PLUMMER, CHLOE V	COUNSELOR	EVERGREEN JR. HIGH
PARKINSON, COOPER A	SCIENCE TEACHER	EVERGREEN JR. HIGH
GARDNER, WHITNEY J	MILD/MODERATE SECONDARY	EVERGREEN JR. HIGH
FLAHERTY, SARAH R	GRADE 2 TEACHER	FOX HILLS ELEMENTARY
JOHNSTON, KAYLYN A	PRESCHOOL ASSISTANT II	FREMONT ELEMENTARY
MITCHELL, JOLYN B	MILD/MODERATE HANDICAPPED EL	GEARLD L. WRIGHT STEM ACAD
KIKKERT, RUTH	KINDERGARTEN	GEARLD L. WRIGHT STEM ACAD
ORDONEZ HERNANDEZ, JORDY A	Parent Liaison	GRANGER ELEMENTARY
MACHADO RIOS, KEILYN N	PLAYGROUND AIDE	GRANGER ELEMENTARY
BIGGERSTAFF, REBEKAH S	MILD/MODERATE HANDICAPPED EL	GRANGER ELEMENTARY
LARSEN, MCKINLEE R	SPED INCLUSION PARA	GRANGER SR. HIGH
DIAZ RIOS, ASUSENA	SPED INCLUSION PARA	GRANGER SR. HIGH
HUDSON, KAYLEE P	SPED INCLUSION PARA	GRANGER SR. HIGH
POWELL, ELIZABETH	SPED INCLUSION PARA	GRANGER SR. HIGH
BARLOW, CRAIG S	MATHEMATICS TEACHER	GRANGER SR. HIGH
JARA ORTIZ, LESLIE Y	Secondary Hourly Teacher	GRANGER SR. HIGH
COTTRELL, LINDSAY A	FINANCE SECRETARY SENIOR HIG	GRANGER SR. HIGH
BAUTISTA MELGOZA, JAQUELIN	SPED INCLUSION PARA	GRANGER SR. HIGH
COLTRAIN, MARK B	SPED INCLUSION PARA	GRANGER SR. HIGH
MCKRAY, ASHLEE K	TUTOR	GRANITE CONNECTION HIGH
PURTSCHERT, OLIVIA W	HEALTH, MOVE & FITNESS TEACHE	GRANITE CONNECTION HIGH
WHITESIDES, EOWYN R	MILD/MODERATE SECONDARY	GRANITE PARK JUNIOR HIGH
PAZDALSKI, SYDNEY F	TITLE 1 PARAEDUCATOR	GRANITE PARK JUNIOR HIGH
JENSEN, HALEY S	LANGUAGE ARTS TEACHERS	GRANITE PARK JUNIOR HIGH
GOETZ, DAVID B	MATHEMATICS TEACHER	GRANITE PARK JUNIOR HIGH
PETTUS, JENNIFER J	MILD/MODERATE SECONDARY	GRANITE PARK JUNIOR HIGH
FISHER, ADRIANNA	SCIENCE TEACHER	GRANITE PARK JUNIOR HIGH
HOWARD, KAYLIN C	Secondary Hourly Teacher	Granite Peaks Learning Cen
SANCHEZ, SYDNEY C	AGRICULTURAL SCIENCE TEACHER	GRANITE TECHNICAL INSTITUT
LINDNER, EMILY L	CAREER CENTER SECRETARY	GRANITE TECHNICAL INSTITUT

KEATON, KRISTY J	FAMILY & CONSUMER SCIENCES	GRANITE TECHNICAL INSTITUT
MARTINEZ ACEVEDO, DARIO A	HRLY INSTRUCTIONAL ASSISTANT	HARTVIGSEN SCHOOL
CHANTA OJEDA, KAREN P	HRLY INSTRUCTIONAL ASSISTANT	HARTVIGSEN SCHOOL
TREJO, CRISTA E	HRLY INSTRUCTIONAL ASSISTANT	HARTVIGSEN SCHOOL
SOLHDOST, BIBI K	HRLY INSTRUCTIONAL ASSISTANT	HARTVIGSEN SCHOOL
BAIRD ,SHAYLA	HRLY INSTRUCTIONAL ASSISTANT	HARTVIGSEN SCHOOL
CURTIS, MEGAN L	HRLY INSTRUCTIONAL ASSISTANT	HARTVIGSEN SCHOOL
JEO, EMILY J	HRLY INSTRUCTIONAL ASSISTANT	HARTVIGSEN SCHOOL
FUNK, KATELYN H	INSTRUCTIONAL ASSISTANT	HARTVIGSEN SCHOOL
JABAR KHIL, TARIQ	HRLY INSTRUCTIONAL ASSISTANT	HARTVIGSEN SCHOOL
HOWELL, TYLER J	HRLY INSTRUCTIONAL ASSISTANT	HARTVIGSEN SCHOOL
HEYWOOD,AUBREE A	NURSE	HEALTH RELATED SERVICES
LIND, CHELSEA C	NURSE	HEALTH RELATED SERVICES
WYNHOF, REBECCA	PHYSICAL THERAPY ASST	HEALTH RELATED SERVICES
DEURMEIER, JOHN M	SPED MOTOR AIDE	HEALTH RELATED SERVICES
LIVOYOCHI, HEIDI	NURSE	HEALTH RELATED SERVICES
MOWEN ,HAILEY A	ELEMENTRY PLANNING/PLC ASSIS	HILLSDALE ELEMENTARY
RODGERS, LILLY M	BEHAVIOR HEALTH ASSISTANT	HILLSDALE ELEMENTARY
PURCELL, SAMANTHA A	PARAEDUCATOR	HILLSDALE ELEMENTARY
GODOY ,MALIYAH M	BEHAVIOR HEALTH ASSISTANT	HILLSDALE ELEMENTARY
ALCALA, JANET M	GRADE 5	HILLSDALE ELEMENTARY
VUONG, ASHLY V	PARAEDUCATOR	HILLSDALE ELEMENTARY
COOMBS, TIFFANY T	PRESCHOOL ASSISTANT	HOWARD R DRIGGS ELEMENTARY
JAMESON, ALEXANDRA J	TEACHER SPECIALIST	HOWARD R DRIGGS ELEMENTARY
BREEZE, AMILLY M	Contract Substitute Teacher	HUMAN RESOURCES
ROCHE, MADISON M	Contract Substitute Teacher	HUMAN RESOURCES
AVALOS ,JISSEL J	PARAEDUCATOR	HUNTER ELEMENTARY
STAGGS, JOSEPH R	ELEMENTRY PLANNING/PLC ASSIS	HUNTER ELEMENTARY
OLT, JANELLE P	MILD/MODERATE SECONDARY	HUNTER JR. HIGH
NICHOLS, BURRIS D	MATHEMATICS TEACHER	HUNTER JR. HIGH
CASTLEBERRY, DREW E	ATTENDANCE TRACKER	HUNTER JR. HIGH
GLAZIER, CHASE M	HEALTH,MOVE & FITNESS TEACHE	HUNTER JR. HIGH
SCHULZ, CONNOR H	SCIENCE TEACHER	HUNTER JR. HIGH
CETINA ,CARLOS A	MILD/MODERATE SECONDARY	HUNTER JR. HIGH
BLACK, REBEKAH L	FOREIGN LANGUAGE TEACHER	HUNTER JR. HIGH
NORTHRUP, DORIS A	SPED SELF - CONTAINED PARA	HUNTER JR. HIGH
JENSEN, KIERNI C	FAMILY/CONSUMER SCI. TEACHER	HUNTER SR. HIGH
TALBOT, ASHLEY	HEALTH,MOVE & FITNESS TEACHE	HUNTER SR. HIGH
WILSON, PATRICK J	SCIENCE TEACHER	HUNTER SR. HIGH
ELLETT, KATRENA	HEALTH,MOVE & FITNESS TEACHE	HUNTER SR. HIGH
YARRINGTON, BRIAN D	AUTO TECHNICIAN	HUNTER SR. HIGH
JOHNSON, AMY D	MILD/MODERATE SECONDARY	HUNTER SR. HIGH
SODERBERG, MARIAN J	MATHEMATICS TEACHER	HUNTER SR. HIGH
LAGUNA, MARITZA A	SPED INCLUSION PARA	JACKLING ELEMENTARY

MARTINEZ PEREZ, KIMBERLY	PRESCHOOL ASSISTANT I	JACKLING ELEMENTARY
RILEY, MADISON L	GRADE 5	JAMES E MOSS ELEMENTARY
HUTCHESON, PAIGE N	MILD/MODERATE HANDICAPPED EL	JAMES E MOSS ELEMENTARY
LONGSTAFF ,RHIANNON P	GRADE 2 TEACHER	JAMES E MOSS ELEMENTARY
BOWLER, KELSIE M	MILD/MODERATE HANDICAPPED EL	JAMES E MOSS ELEMENTARY
RINGLE II, DAVID M	MATHEMATICS TEACHER	JEFFERSON JR. HIGH
HILTON, MELANIE J	HEALTH,MOVE & FITNESS TEACHE	JEFFERSON JR. HIGH
TANG, FIONA Y	MATHEMATICS TEACHER	JEFFERSON JR. HIGH
RODRIGUEZ, YOLANE E	MUSIC TEACHER	JEFFERSON JR. HIGH
KIM, CORRINE O	MATHEMATICS TEACHER	JEFFERSON JR. HIGH
LUNDBERG, ABIGAIL M	SCIENCE TEACHER	JEFFERSON JR. HIGH
MUELLER, CLAUDIA E	PLAYGROUND AIDE	JIM BRIDGER ELEMENTARY
COOPER, ERICA M	SPED INCLUSION PARA	JIM BRIDGER ELEMENTARY
RHODES, CHARLES B	TITLE 1 PARAEDUCATOR	KEARNS JR. HIGH
WALL, ERIC A	MATHEMATICS TEACHER	KEARNS JR. HIGH
SMITH, LYNDSAY A	FAMILY/CONSUMER SCI. TEACHER	KEARNS JR. HIGH
CUNHA-JOHNSON, KATHERYN R	ATTENDANCE TRACKER	KEARNS SR. HIGH
DISTEFANO, DAVID N	SECURITY OFFICER	KEARNS SR. HIGH
GAILEY, MICHAEL K	SECURITY OFFICER	KEARNS SR. HIGH
LOPEZ, RICHARD G	SECURITY OFFICER	KEARNS SR. HIGH
MEJIA ZUNIGA, JONATHAN M	SOCIAL STUDIES TEACHER	KEARNS SR. HIGH
BELLVILLE, CAROLINE J	STUDENT STAGE CREW	KEARNS SR. HIGH
VILLEGAS-PARRA, JUAN D	FOREIGN LANGUAGE TEACHER	KEARNS SR. HIGH
PARKER, ASPEN D	HEALTH,MOVE & FITNESS TEACHE	KEARNS SR. HIGH
SMITH, NATHAN A	LANGUAGE ARTS TEACHERS	KEARNS SR. HIGH
OSTBERG, K. R	HEALTH,MOVE & FITNESS TEACHE	KEARNS SR. HIGH
HANCOCK, MAKENA M	SPED SELF - CONTAINED PARA	KENNEDY JR. HIGH
TORRES, GERALDYN J	SPED RESOURCE PARA	KENNEDY JR. HIGH
O'CONNOR, KARIE S	SPED SELF - CONTAINED PARA	KENNEDY JR. HIGH
ASTLING, LISA J	HEALTH,MOVE & FITNESS TEACHE	KENNEDY JR. HIGH
CROSLAN,D KRISTA C	FAMILY/CONSUMER SCI. TEACHER	KENNEDY JR. HIGH
SHIMANOVICH, DANIEL Z	SPED SELF - CONTAINED PARA	KENNEDY JR. HIGH
ANDERSON, DAKOTA L	HEALTH,MOVE & FITNESS TEACHE	KENNEDY JR. HIGH
STEVENS, ZOE L	MUSIC TEACHER	KENNEDY JR. HIGH
GORSKI, NATHAN E	SPED RESOURCE PARA	KENNEDY JR. HIGH
ROWLAND, SHAUNESE L	TITLE 1 PARAEDUCATOR	LINCOLN ELEMENTARY
STEBBING,S KRISTEN M	PRESCHOOL ASSISTANT II	LINCOLN ELEMENTARY
BUXTON, MEGAN	PRESCHOOL ASSISTANT I	LINCOLN ELEMENTARY
HARDING, SADIE	GRADE 1 TEACHER	MAGNA ELEMENTARY
JONES, AMY L	GRADE 2 TEACHER	MAGNA ELEMENTARY
MCMASTER, BREEAHNA K	GRADE 1 TEACHER	MAGNA ELEMENTARY
COLTON, KATHERINE	GRADE 1 TEACHER	MAGNA ELEMENTARY
SCHNEITER, KELSY	KINDERGARTEN	MAGNA ELEMENTARY
ROBBINS, MACEY D	GRADE 5	MAGNA ELEMENTARY

BLACK, KATHERINE D	GRADE 5	MAGNA ELEMENTARY
KUGEL, BRYANNA L	BEHAVIOR HEALTH ASSISTANT	MATHESON JR HIGH SCHOOL
LUNA, PATRICIA	COUNSELOR	MATHESON JR HIGH SCHOOL
BUCK, YUKIKO	MATHEMATICS TEACHER	MATHESON JR HIGH SCHOOL
JIMENEZ-TORRES, ALEXANDRO	FINE ARTS TEACHER	MATHESON JR HIGH SCHOOL
HOVI, BRANDON J	MATHEMATICS TEACHER	MATHESON JR HIGH SCHOOL
WILDE, MAXWELL M	MILD/MODERATE SECONDARY	MATHESON JR HIGH SCHOOL
YANCY, KRYSTAL K	GRADE 1 TEACHER	MORNINGSIDE ELEMENTARY
SKIPPER, PAIGE E	FRENCH DI (ENGLISH) -5TH	MORNINGSIDE ELEMENTARY
BERGSTROM, BRET R	SUBSTITUTE TEACHER	NON-LOCATION (mailing)
LARSON, BRADLEY R	SUBSTITUTE TEACHER	NON-LOCATION (mailing)
MALLORY, JACLYN E	SUBSTITUTE TEACHER	NON-LOCATION (mailing)
FABYAN, JULIA E	GRADE 3	OAKRIDGE ELEMENTARY
LOWE, EMMY W	TEACHER SPECIALIST	OAKRIDGE ELEMENTARY
JACOBSON, XERRIA S	PARAEDUCATOR	OAKWOOD ELEMENTARY
DOBKIN, MADISON B	SEVERE HANDICAPPED - ELEM	OAKWOOD ELEMENTARY
MULLER, KRISTEN M	PARAEDUCATOR	OAKWOOD ELEMENTARY
GIANNOPOULOS, AMALEA I	MILD/MODERATE HANDICAPPED EL	OAKWOOD ELEMENTARY
HYATT, JACQUILIN C	SPED SELF - CONTAINED PARA	OAKWOOD ELEMENTARY
WALLACE, JENNIFER M	ELEMENTRY PLANNING/PLC ASSIS	OAKWOOD ELEMENTARY
DAVIS, ANASTASIA L	TEACHER SPECIALIST	OLENE WALKER ELEMENTARY
WILKINSON, MAX C	SPED RESOURCE PARA	OLYMPUS JR. HIGH
NUNES, SAMANTHA R	SPED RESOURCE PARA	OLYMPUS JR. HIGH
NELSON, MARVIN G	SPED RESOURCE PARA	OLYMPUS SR. HIGH
BRADY, AMELIA M	SPED SELF - CONTAINED PARA	OLYMPUS SR. HIGH
JAMES, ISABELLE H	SPED RESOURCE PARA	OLYMPUS SR. HIGH
ALDOUS, KORTNIE K	Secondary Hourly Teacher	OLYMPUS SR. HIGH
BROUGH, REBECCA T	Secondary Hourly Teacher	OLYMPUS SR. HIGH
TAYLOR, BROOKLYN R	HEALTH, MOVE & FITNESS TEACHE	OLYMPUS SR. HIGH
BLACK, MIKAYLA	MUSIC TEACHER	OLYMPUS SR. HIGH
KROMMENHOEK, JEFFREY M	BUSINESS EDUCATION TEACHER	OLYMPUS SR. HIGH
HULL, OLLIVIAH D	MILD/MODERATE SECONDARY	OLYMPUS SR. HIGH
HOPKIN, KATELYN M	SPED SELF - CONTAINED PARA	PHILO FARNSWORTH ELEMENTAR
MARCHANT, MARY ANN	MILD/MODERATE HANDICAPPED EL	PHILO FARNSWORTH ELEMENTAR
DEGEN, MELISSA N	PLAYGROUND AIDE	PHILO FARNSWORTH ELEMENTAR
HOLDEN, SHERI S	MILD/MODERATE HANDICAPPED EL	PIONEER ELEMENTARY
WILCOCK, LAURA M	TEACHER SPECIALIST	PIONEER ELEMENTARY
TOOLSON, SANDRA A	MILD/MODERATE HANDICAPPED EL	PIONEER ELEMENTARY
KNOWLES, EMMA A	BEHAVIOR HEALTH ASSISTANT	PIONEER ELEMENTARY
FEKETE, AULLORA J	TEACHER SPECIALIST	PIONEER ELEMENTARY
LUCENA ARCE, LIZBETH	PRESCHOOL ASSISTANT	PLEASANT GREEN ELEMENTARY
COYNE, ANNABELLE C	MILD/MODERATE HANDICAPPED EL	PLEASANT GREEN ELEMENTARY
HAWLEY, KIMBERLY	GRADE 5	PLEASANT GREEN ELEMENTARY
SILVER, GERALD A	ELEMENTRY PLANNING/PLC ASSIS	PLYMOUTH ELEMENTARY

BARTH, GARRETT C	GRADE 6	PLYMOUTH ELEMENTARY
PORTER, SYDNIE B	MEDIA CLERK - ELEMENTARY	PLYMOUTH ELEMENTARY
HOUSE, ASHLEY P	GRADE 1 TEACHER	PLYMOUTH ELEMENTARY
LOPEZ, MICHAEL E	POLICE OFFICER	Police Department
PLESE, PATRICK M	POLICE OFFICER	Police Department
HOMRIGHAUSEN, EMILY A	SPEECH PATHOLOGY	Preschool Services
SURPRISE, ANDREANA B	PRESCHOOL SUBSTITUTE	Preschool Services
SAUCEDA, NOVALEE R	PRESCHOOL SUBSTITUTE	Preschool Services
HERNANDEZ, STACEY A	PRESCHOOL SUBSTITUTE	Preschool Services
TRENTMAN, MEREDITH A	PRESCHOOL SUBSTITUTE	Preschool Services
WISER, MADDISON P	PRESCHOOL HANDICAPPED	Preschool Services
SHAIK, CHIYA M	PRESCHOOL SUBSTITUTE	Preschool Services
ALEJANDRE, CECILIA	PRE-SCHOOL SPECIAL ED	Preschool Services
WERNKE, GRACE A	SPEECH PATHOLOGY	Preschool Services
ALOBIDY, HIBA	PRESCHOOL SUBSTITUTE	Preschool Services
TSATURYAN, CHRISTINA A	PRESCHOOL SUBSTITUTE	Preschool Services
LOSEE, MELINDA	DEPARTMENT SECRETARY	Preschool Services
ALVARADO, JOHNATHEN E	MILD/MODERATE SECONDARY	Prevention & Student Place
FELSTED, CAROLINE	HRLY INSTRUCTIONAL ASSISTANT	Prevention & Student Place
ARMITSTEAD, STEPHANIE E	HOURLY SECRETARY	Prevention & Student Place
SAWAYA, MYRRANDAH J	INSTRUCTIONAL ASSISTANT	Prevention & Student Place
LOPEZ CASTORENA, CITLALI	OFFICE ASSISTANT	ROBERT FROST ELEMENTARY
BECKSTEAD, ETHAN B	SPED SELF - CONTAINED PARA	ROBERT FROST ELEMENTARY
BURTON, BENJAMIN K	SEVERE HANDICAPPED - ELEM	ROBERT FROST ELEMENTARY
CARRILLO-AVILES, DEYANIRA	PLAYGROUND AIDE	ROLLING MEADOWS ELEMENTARY
PLAUDIS, HALLE B	SPED INCLUSION PARA	SILVER HILLS ELEMENTARY
LOPEZ GUILLEN, NANCY	SPED INCLUSION PARA	SILVER HILLS ELEMENTARY
MILCH, NATHAN A	TEACHER SPECIALIST	SILVER HILLS ELEMENTARY
DODD, JOANA M	PRESCHOOL ASSISTANT II	SILVER HILLS ELEMENTARY
AL-ZAHAWI, SHIREEN B	MEDIA CLERKS	SKYLINE SR. HIGH
LUNDQUIST, THOMAS K	FAMILY/CONSUMER SCI. TEACHER	SKYLINE SR. HIGH
HAMMER, CANDACE M	FAMILY/CONSUMER SCI. TEACHER	SKYLINE SR. HIGH
OLIVER, SUZANNE B	CAREER CENTER SECRETARY	SKYLINE SR. HIGH
MATICH, BRANDON J	HEALTH SCIENCE & TECH TEACHE	SKYLINE SR. HIGH
KERR, JAMES P	SPED SELF - CONTAINED PARA	SKYLINE SR. HIGH
ANDERSON, KATHRYN J	SPED SELF - CONTAINED PARA	SKYLINE SR. HIGH
OMAN, BRITNEY R	TITLE 1 PARAEDUCATOR	SOUTH KEARNS ELEMENTARY
SAROLI ARANIBAR, DANIELA	BEHAVIOR HEALTH ASSISTANT	SOUTH KEARNS ELEMENTARY
THURMAN, SAVANNAH L	TITLE 1 PARAEDUCATOR	SOUTH KEARNS ELEMENTARY
MARTINEZ, LESLIE L	PRESCHOOL ASSISTANT II	SOUTH KEARNS ELEMENTARY
WINDER, DOROTHY M	TEACHER SPECIALIST/LEADER	Spec Ed Behavior
BECK, JULIA A	Behavior Support Technician	Spec Ed Behavior
SHAIMA, JACQUELINE L	Behavior Support Technician	Spec Ed Behavior
MCCLEARY, HANNAH R	Behavior Support Technician	Spec Ed Behavior

WILHITE, CHAD M	TEACHER SPECIALIST/LEADER	Spec Ed Secondary
MATTHEWS, AVA C	SPEECH PATHOLOGY	SPECIAL SERVICES
MORRIS, CAITLYN D	SPEECH PATHOLOGY	SPECIAL SERVICES
MORRIS, ALEXANDRA E	SPEECH PATHOLOGY	SPECIAL SERVICES
KUNZ, MEGAN A	SPEECH PATHOLOGY	SPECIAL SERVICES
MUIR, JULIETTE J	SPEECH PATHOLOGY	SPECIAL SERVICES
HASSON, CAILIN G	TITLE 1 TEACHER	STANSBURY ELEMENTARY
SAGERS ,ADAM J	TEACHER SPECIALIST	TAYLORSVILLE ELEMENTARY
MISKIN, BRYAN J	BUSINESS EDUCATION TEACHER	TAYLORSVILLE SR. HIGH
STARKIE, TAYLER R	SPED SELF - CONTAINED PARA	TAYLORSVILLE SR. HIGH
HURTADO NAVA, MELINA D	ATTENDANCE TRACKER	TAYLORSVILLE SR. HIGH
CASTEE,L SHANE J	TECHNOLOGY/ENGINEERING TEACH	TAYLORSVILLE SR. HIGH
CROSBY, KYLIE A	ASSESSMENT FACILITATOR YR ON	TAYLORSVILLE SR. HIGH
SORENSEN, SABRINA	APPLIED TEC/GEN FAMILY CONS	TAYLORSVILLE SR. HIGH
HAAG, ROBERT A	R.O.T.C.	TAYLORSVILLE SR. HIGH
SCHULZ-OSBORN, STEFANIE J	ATTENDANCE TRACKER	TAYLORSVILLE SR. HIGH
HARVEST, BRYLEE W	HEALTH,MOVE & FITNESS TEACHE	TAYLORSVILLE SR. HIGH
KRAMER, CHERYL L	SEVERELY HAND SECONDARY	TAYLORSVILLE SR. HIGH
RYAN, TAMBIR	LANGUAGE ARTS TEACHERS	TAYLORSVILLE SR. HIGH
DILLON, CHARLIE N	Secondary Hourly Teacher	TAYLORSVILLE SR. HIGH
BECKLIN, LILIAN J	FINE ARTS TEACHER	TAYLORSVILLE SR. HIGH
BUSHMAN, CYNTHIA L	SPED SELF - CONTAINED PARA	TRUMAN ELEMENTARY
WECKER, ELLEN Y	SPED SELF - CONTAINED PARA	TRUMAN ELEMENTARY
HAMILTON, ANA R	GRADE 4	TRUMAN ELEMENTARY
BARLOW, NATASHA P	SPED SELF - CONTAINED PARA	TRUMAN ELEMENTARY
FLAIM, ERIKA L	GRADE 5	TRUMAN ELEMENTARY
GLASMANN, JAYNIE R	GRADE 4	UPLAND TERRACE ELEMENTARY
STEWART, SHAQUILL E	MILD/MODERATE HANDICAPPED EL	UPLAND TERRACE ELEMENTARY
AUDD, ARIANE	ELEMENTRY PLANNING/PLC ASSIS	UPLAND TERRACE ELEMENTARY
FURNISS, JOSEPH M	SCIENCE TEACHER	VALLEY JR. HIGH
ENCKE, FELICITTI L	MILD/MODERATE SECONDARY	VALLEY JR. HIGH
BILOTICH, ALIYAH G	HEALTH,MOVE & FITNESS TEACHE	VALLEY JR. HIGH
GALLART, KELLIE L	BUSINESS (APPLIED TECH/GEN)	VALLEY JR. HIGH
TOPUTAPU, JAY A	COORDINATOR - GEAR UP	VALLEY JR. HIGH
MARTIN, AUBREY	SCIENCE TEACHER	VALLEY JR. HIGH
POULSEN, JOJUAN E	MILD/MODERATE SECONDARY	VALLEY JR. HIGH
JOHNSON, RYLEE J	PRESCHOOL ASSISTANT	VISTA ELEMENTARY
LONGAKER, ELIZABETH S	GRADE 5	VISTA ELEMENTARY
TAPIA MUNOZ, IDALY G	SPANISH DUAL IMMERSION - 5TH	VISTA ELEMENTARY
WINDER, ROBERT A	MILD/MODERATE SECONDARY	VISTA ELEMENTARY
BEACH, DAVID R	WAREHOUSEMAN	WAREHOUSE
VALENTINER, CHRISTIANNE D	SEVERELY HAND SECONDARY	WASATCH JR. HIGH
KNAEBLE, CLAIRE A	SOCIAL STUDIES TEACHER	WASATCH JR. HIGH
SOULIER, JENNIFER	MATHEMATICS TEACHER	WASATCH JR. HIGH

THOMPSON, EMILY	THEATRE ARTS	WASATCH JR. HIGH
GONZALEZ, JAZMINE N	Parent Liaison	WEST KEARNS ELEMENTARY
LOYA, SAMANTHA	SPANISH DUAL IMMERSION - 3RD	WEST KEARNS ELEMENTARY
SCHURING, BRINLEE N	BEHAVIOR HEALTH ASSISTANT	WEST KEARNS ELEMENTARY
MARDIS, ARIANE	MILD/MODERATE SECONDARY	WEST LAKE STEM
KATA, VAIKOMALAMA M	SPED SELF - CONTAINED PARA	WEST LAKE STEM
VIVAS GARRIDO, SARA C	SPED RESOURCE PARA	WEST LAKE STEM
DOPPELT, JOSIE	COUNSELOR	WEST LAKE STEM
KINSEY, SARA A	LANGUAGE ARTS TEACHERS	WEST LAKE STEM
VANDERHOOF, JANSSEN L	TECHNOLOGY EDUCATION	WEST LAKE STEM
WELCH, SIERRA A	FINE ARTS TEACHER	WEST LAKE STEM
BROWN, SASHA E	GRADE 4	WEST VALLEY ELEMENTARY
BIORNSTAD, DENA R	GRADE 1 TEACHER	WEST VALLEY ELEMENTARY
VARONIN, MADILYNN M	GRADE 1 TEACHER	WEST VALLEY ELEMENTARY
DEAN, MELODY A	MILD/MODERATE HANDICAPPED EL	WHITTIER ELEMENTARY
RAMIREZ, ALISON M	PRESCHOOL ASSISTANT I	WHITTIER ELEMENTARY
RODRIGUEZ, CAMILLE	GRADE 4	WHITTIER ELEMENTARY
KELLY, MADALYN	MILD/MODERATE HANDICAPPED EL	WHITTIER ELEMENTARY
CALLAHAN, MATTHEW A	PE K-12	WHITTIER ELEMENTARY
STAPLETON, SHAYLA K	INSTRUCTIONAL ASSISTANT	WHITTIER ELEMENTARY
GOLLINGER, BRANDI M	TEACHER SPECIALIST/LEADER	WHITTIER ELEMENTARY
HANSEN, LINDSEY M	GRADE 1 TEACHER	WHITTIER ELEMENTARY
SOUCEK, CHRISTINE E	GENERAL OFFICE CLERK	WILLIAM PENN ELEMENTARY
PECTOL, REGINA J	BEHAVIOR HEALTH ASSISTANT	WILLIAM PENN ELEMENTARY
WILLIAMS, CARA R	MEDIA CLERK - ELEMENTARY	WILLIAM PENN ELEMENTARY
GUTIERREZ, LEVI P	SPED MOTOR AIDE	WILLIAM PENN ELEMENTARY
WHITE, SHERYL	KINDERGARTEN	WILLIAM PENN ELEMENTARY
MARIN SANTAFE, YOHANNA V	PARAEDUCATOR	WILLIAM PENN ELEMENTARY
MEACHAM, VIVIAN F	TITLE 1 PARAEDUCATOR	WOODROW WILSON ELEMENTARY
ROCHE, SAVANNA M	SPED SELF - CONTAINED PARA	WOODROW WILSON ELEMENTARY
FAWSON, NATALIE J	KINDERGARTEN	WOODROW WILSON ELEMENTARY
STINSON, LACEY	PRESCHOOL ASSISTANT II	WOODROW WILSON ELEMENTARY
GOLDMAN, JULIE L	TITLE 1 PARAEDUCATOR	WOODROW WILSON ELEMENTARY
NELSON, MEGHAN	GRADE 2 TEACHER	WOODROW WILSON ELEMENTARY
GLOVER, KARISSA C	TEACHER SPECIALIST	WOODROW WILSON ELEMENTARY
SORIA REYES, LUPITA	PLAYGROUND AIDE	WOODSTOCK ELEMENTARY
DAVIS, ANNA M	SPED SELF - CONTAINED PARA	WOODSTOCK ELEMENTARY
BOYLE, SHYA A	SPED MOTOR AIDE	WOODSTOCK ELEMENTARY
TRINH, BILL W	SPED SELF - CONTAINED PARA	WOODSTOCK ELEMENTARY
O'HARA, KATRINA	MILD/MODERATE HANDICAPPED EL	WOODSTOCK ELEMENTARY
SCHAUB, MARYCRISTINA	GRADE 4	WOODSTOCK ELEMENTARY
TAGGART, CATHLEEN C	Secondary Hourly Teacher	Y.E.S.S.PROGRAM

TERM REPORT 7-26-25 - 8-24-25 (45)

EMPLOYEE NAME	JOB DESCRIPTION	LOCATION
PONCE, NORMA C	SECOND COOK	BATES FOOD SERVICE CENTER
CLARK ,LARETTA	Lunch Clerk	BATES FOOD SERVICE CENTER
BAHR, HOLLY	NUTRITION SERVICE WORKERS	BATES FOOD SERVICE CENTER
WOOD, ERIKA L	SPED SELF - CONTAINED PARA	BROCKBANK JR HIGH
FLORES-LUNA, NOEMI	BEHAVIOR HEALTH ASSISTANT	BROCKBANK JR HIGH
WALLIN, MARY J	HOURLY BUS DRIVER	BUSES - TRANSPORTATION
HACKING, CONNOR R	SECURITY OFFICER	COTTONWOOD SR. HIGH
COONS, JASON E	SECURITY OFFICER	COTTONWOOD SR. HIGH
PEARSON, TRENT L	SECURITY OFFICER	COTTONWOOD SR. HIGH
CUVELIER, TRISHA C	VOLUNTEER STIPENDS	Curriculum & Instruction
NAVA RUIZ, GERMAN	VOLUNTEER STIPENDS	Curriculum & Instruction
McELWEE, SYDNEY A	CUSTODIAL, HELPER I	CUSTODIANS
PETERSON, CARTER J	CUSTODIAL, HELPER I	CUSTODIANS
OVESON, STEVEN R	CUSTODIAL, HELPER I	CUSTODIANS
SPENCER, DOUGLAS H	CUSTODIAL	CUSTODIANS
WAGNER, DEREK D	CUSTODIAL, HELPER I	CUSTODIANS
LAUGHLIN, CLAIRE A	CUSTODIAL, HELPER I	CUSTODIANS
SITZE, ELIZA R	CUSTODIAL, HELPER I	CUSTODIANS
RILEY, ROBERT L	CUSTODIAL, HELPER I	CUSTODIANS
JORGENSON, ROMAN K	CUSTODIAL HELPER II	CUSTODIANS
TIPTON, GRACIE A	CUSTODIAL HELPER II	CUSTODIANS
HEIDER, BENJAMIN W	CUSTODIAL, HELPER I	CUSTODIANS
WARD, DAYMIN N	CUSTODIAL, HELPER I	CUSTODIANS
RYGG, LINCOLN C	CUSTODIAL, HELPER I	CUSTODIANS
WARD, XANDER K	CUSTODIAL, HELPER I	CUSTODIANS
JOHNSON III, DAVID	HOURLY MISCELLANEOUS	Granite Peaks Learning Cen
DEEBEN, MARIAH L	HOURLY MISCELLANEOUS	GRANITE TECHNICAL INSTITUT
TOZLO, AHMED M	GROUND HELPER 1	GROUNDS
GOULDING, SHANE M	GROUNDSKEEPER	GROUNDS
MACKAY, AMBRIA C	GROUNDS HELPER 2	GROUNDS
RAY, SKYLER J	GROUND HELPER 1	GROUNDS
HINTZE, AIDEN M	GROUND HELPER 1	GROUNDS
JACKSON, ELAINA M	HRLY INSTRUCTIONAL ASSISTANT	HARTVIGSEN SCHOOL
VELASCO VARGAS, DAFFTNE	HRLY INSTRUCTIONAL ASSISTANT	HARTVIGSEN SCHOOL
NIETO, GINA L	HRLY INSTRUCTIONAL ASSISTANT	HARTVIGSEN SCHOOL
PEART, MCCALL	COUNSELOR	KENNEDY JR. HIGH
LARSON, BRADLEY R	SUBSTITUTE TEACHER	NON-LOCATION (mailing)
HYATT, JACQULIN C	SPED SELF - CONTAINED PARA	OAKWOOD ELEMENTARY
RAO, HANGYU	Chinese Dual Immersion 1st g	OAKWOOD ELEMENTARY

BERCEAU, MEGAN S	LAB RESOURCE ASSISTANT	Prevention & Student Place
SAVE, LEMASANIAI F	Drug & Alcohol Prevn Special	Prevention & Student Place
HORTON, ROD S	PRINCIPAL,SECONDARY	School Accntblty Secondary
GOODRICH, DEBORAH A	Parent Liaison	TRUMAN ELEMENTARY
CARR, STACEY	PLAYGROUND AIDE	TRUMAN ELEMENTARY
GALLART, KELLIE L	BUSINESS (APPLIED TECH/GEN)	VALLEY JR. HIGH

10 General

P.O.#	VENDOR NAME	DESCRIPTION	AMOUNT	SITE NAMES
610073	STONE SECURITY LLC	EVOLV EQUIPMENT LEASE	67,830.00	POLICE DEPARTMENT BOARD APPROVAL 08/01/2023
610074	PALAMERICAN SECURITY INC	UNARMED SECURITY GUARD SERVICE	272,736.24	POLICE DEPARTMENT BOARD APPROVAL 08/05/2025
610076	INSTRUCTURE INC	CUSTOM PROGRAMMING MAINTENANCE	2,000.00	INFORMATION SYSTEMS
610078	KSM FAMILY LLC	VEKTR SOFTWARE OPERATIONS	3,600.00	CUSTODIANS
610083	OQUIRRH RECREATION & PARKS	ANNUAL KEARNS POOL LEASE	149,803.50	PROPERTY MANAGEMENT BOARD APPROVAL 08/05/2025
610084	SOLUTION TREE INC	GUEST SPEAKER	8,000.00	WEST LAKE STEM
619080	MULLEN COUGHLIN LLC	OPEN PO RE: DATA BREACH	10,000.00	INFORMATION SYSTEMS
619081	DAUNTLESS DISCOVERY LLC	OPEN PO RE: DATA BREACH	11,395.06	INFORMATION SYSTEMS
619082	CASHSTAR INC	OPEN PO FOR GAS CARDS	35,000.00	COMMUNITY & FAMILY ENGAGEMENT
620074	PLUMBMASTER INC	FITTINGS	153.58	WAREHOUSE
620075	GRAINGER MANAGEMENT LLC	HANDLES	260.50	WAREHOUSE
620076	WAXIE ENTERPRISES INC	BUCKETS	1,856.60	WAREHOUSE
620077	ANIXTER INC	CABLE	6,110.96	WAREHOUSE
620078	POWER ENGINEERING CO INC	BOILER TREATMENT	13,908.00	WAREHOUSE
620079	BC SOLUTIONS LLC	CONTROLLER	1,219.26	MAINTENANCE
620081	GRITTON & ASSOCIATES INC	BEARING ASSEMBLY & BLADES	4,954.00	MAINTENANCE
620082	AMBIENT ENTERPRISES HOLDCO LLC	HORIZONTAL UNIT HEATER	1,929.00	MAINTENANCE
620085	HYKO SUPPLY	CUSTODIAL TOOLS	7,713.85	WAREHOUSE
620086	HYKO SUPPLY	MOTOR	488.92	GENERAL MAINTENANCE
620087	INTERMOUNTAIN LOCK AND	PADLOCKS	1,844.25	MAINTENANCE ELECTRONICS
620088	MADDOX AIR COMPRESSOR INC	AIR COMPRESSOR PARTS	3,178.38	MAINTENANCE
620089	TRANE PARTS CENTER	CONDENSER FAN MOTOR	4,990.20	MAINTENANCE
620090	CEM MAINTENANCE INC	POOL CHEMICALS	1,194.96	CUSTODIANS
620094	STANDARD SUPPLY ELECTRONICS	BATTERIES	6,094.40	I.S. SUPPORT CENTER
620095	GRAINGER MANAGEMENT LLC	FILTERS	801.72	GENERAL MAINTENANCE
620096	GRAINGER MANAGEMENT LLC	PLUGS	4,966.20	WAREHOUSE
620097	INTERMOUNTAIN EQUIPMENT SALES	PRESSURE WASHER REPAIRS	1,156.75	MAINTENANCE
620099	FERGUSON ENTERPRISES INC	WATER HEATER	1,747.50	MAINTENANCE
620100	GREAT WESTERN	CHECK VALVE	1,300.00	MAINTENANCE
620101	AMBIENT ENTERPRISES HOLDCO LLC	STANDARD STEAM COIL	2,790.00	MAINTENANCE
620102	AMBIENT ENTERPRISES HOLDCO LLC	STEAM DISTRIBUTION COIL	3,542.00	MAINTENANCE
620104	GREAT WESTERN	WATER HEATER	1,742.80	MAINTENANCE
620105	CEM MAINTENANCE INC	POOL CHEMICALS	1,251.88	CUSTODIANS
620106	PERRY INDUSTRIAL INC	GENIE LIFT REPAIR	1,040.08	MAINTENANCE
620107	TRULITE GLASS & ALUMINUM	GLASS	1,993.31	PAINTERS
620108	GREAT WESTERN	FITTINGS	1,277.74	MAINTENANCE
620110	STANDARD SUPPLY ELECTRONICS	BATTERIES	1,829.00	I.S. SUPPORT CENTER
620111	DELVIES PLASTICS INC	ENGRAVING PLASTIC	981.75	GENERAL MAINTENANCE
620112	SPANDEX UTAH LLC	PRINT KITS	11,553.12	GENERAL MAINTENANCE

620113	LENNOX INDUSTRIES INC	HVAC UNIT	6,070.00	MAINTENANCE
620114	FERGUSON ENTERPRISES INC	WATER HEATER	1,747.50	MAINTENANCE
620118	GRAINGER MANAGEMENT LLC	BELTS	1,645.35	GENERAL MAINTENANCE
620119	BATTERY SYSTEMS INC	BATTERIES	1,742.32	GENERAL MAINTENANCE
620120	GREAT WESTERN	FITTINGS	779.38	MAINTENANCE
620121	GRAINGER MANAGEMENT LLC	VALVES	811.52	PLUMBERS
620122	GRAINGER MANAGEMENT LLC	CONNECTORS	1,101.72	WAREHOUSE
620123	ISI WATER CHEMISTRIES LLC	COOLING TREATMENT	23,866.00	WAREHOUSE
620124	STEP SAVER INC	SALT PELLETS	3,210.48	WAREHOUSE
620125	PLUMBMASTER INC	REPAIR KITS	1,177.50	WAREHOUSE
620126	MINE & INDUSTRIAL EQUIPMENT CO	MOTOR	1,130.00	MAINTENANCE
630133	INTERMOUNTAIN LOCK AND	SECURE BADGE ACCESS CARDS	6,060.00	HUMAN RESOURCES

10 General

P.O.#	VENDOR NAME	DESCRIPTION	AMOUNT	SITE NAMES
630138	D & A TRUCK EQUIPMENT	WORK DONE ON UNIT #792	3,245.44	MAINTENANCE
630143	INDUSTRIAL INJECTION	TURBOCHARGER FOR UNIT #98	2,711.86	MAINTENANCE
630146	AAA SPRING SPECIALIST INC	WORK DONE ON UNIT #553	1,326.98	MAINTENANCE
630147	RUSH TRUCK CENTERS OF UTAH INC	WORK DONE ON UNIT #595	3,571.61	MAINTENANCE
630148	RUSH TRUCK CENTERS OF UTAH INC	WORK DONE ON UNIT #527	1,966.63	MAINTENANCE
630150	SPECIALTY CONSULTING SERVICES	FCS KITCHEN SUPPLIES	9,947.07	CAREER TECHNICAL EDUCATION
630152	BRADY INDUSTRIES OF UTAH LLC	SPOON 351007, NAPKINS, 351010	2,186.72	WAREHOUSE
630153	SPECIALTY CONSULTING SERVICES	BOWL, FOAM, PAPER CUP	1,049.00	WAREHOUSE
630154	TAURUS TRAILER SALES & SERVICE	DROP AXLES FOR UNIT #890	2,131.80	MAINTENANCE
630156	SMITH POWER PRODUCTS INC	TRANSMISSION REPAIR	3,269.61	BUSES - TRANSPORTATION
630159	JORDAN CAMPER	TRUCK SHELL FOR UNIT #648	2,371.00	MAINTENANCE
630160	FREEWAY TRANSMISSION EXCHANGE	REPLACE TRANSMISSION UNIT #97	5,584.01	MAINTENANCE
640020	SCHOLASTIC INC	SCHOLASTIC CLASSROOM MAGAZINES	2,062.55	UPLAND TERRACE ELEMENTARY
640022	NATIONAL RESTAURANT ASSOC.	CULINARY BOOKS	6,413.90	GRANITE TECHNICAL INSTITUTE
640023	NORTHWEST TEXTBOOK DEPOSITORY	CE PSYCHOLOGY TEXTBOOKS	5,483.55	COTTONWOOD SR. HIGH
640024	NORTHWEST TEXTBOOK DEPOSITORY	SPANISH MATERIALS - M KRANISKI	5,283.12	CURRICULUM & INSTRUCTION
650100	INSIGHT PUBLIC SECTOR INC	DOCKING STATIONS	1,598.31	EDUCATIONAL TECHNOLOGY
660097	SUPERIOR BUCK & STEEL SUPPLY	WINDOW WELLS FOR LOT 120	1,210.03	GRANITE TECHNICAL INSTITUTE
660098	STRINGHAM LUMBER CO INC	FRAM. LUMBER, TRUSSES, ETC #120	38,628.05	GRANITE TECHNICAL INSTITUTE
660099	BROKERAGE INC, THE	WINDOWS, DOORS LOT 120	8,986.90	GRANITE TECHNICAL INSTITUTE
660114	CACHE VALLEY ELECTRIC COMPANY	WHITTIER ELECTRICAL & TRANSFER	13,463.99	WHITTIER ELEMENTARY
660116	ROCHESTER 100 INC	CUSTOM HOMEWORK FOLDERS	1,830.00	OLENE WALKER ELEMENTARY
660118	ULINE INC.	FLOOR AND DESK MAT	1,517.80	INFORMATION SYSTEMS
660120	VARSITY BRANDS HOLDING CO INC	WHSE STOCK: FOOTBALLS	5,499.50	WAREHOUSE
660121	UNIVERSAL ATHLETIC LLC	COLLEGIATE HELMET	6,439.67	CURRICULUM & INSTRUCTION
660122	COLOR TRANSFER INC	REMOVE & REPLACE CUSTOM SIGN	1,985.00	MAINTENANCE
660124	GUITAR CENTER STORES INC.	GUITARS	3,474.10	WEST LAKE STEM
660125	BLUUM USA INC	THINKWRITE HEADPHONES	6,800.97	WEST LAKE STEM
660128	BALLARD MUSIC INC.	PIANO TUNNING FOR THE DISTRICT	23,000.00	CURRICULUM & INSTRUCTION
660129	BLUUM USA INC	VIEWSONIC	4,853.28	BEEHIVE ELEMENTARY
660131	CONTRACT PAPER GROUP INC	WHSE STOCK: 2025 Q4 COPY PAPER	46,586.40	WAREHOUSE
660132	BLUUM USA INC	VIEWSONIC PANELS	6,157.98	TAYLORSVILLE SR. HIGH
660135	BLUUM USA INC	VIEWSONICS	6,598.00	DOS MUNDOS ACADEMY
660136	NELMAR SECURITY PACKAGING SYS	WHSE STOCK: BANK DEPOSIT BAG	2,560.00	WAREHOUSE
660137	VIRCO INC	WHSE STOCK: STUDENT DESKS	9,815.00	WAREHOUSE
660140	BLUUM USA INC	BOXLIGHTS AND MOUNTS	6,084.58	HUNTER JR. HIGH
660145	BLUUM USA INC	VIEWSONIC VIEWBOARDS	6,184.82	ARCADIA ELEMENTARY
660148	TRANSLATELIVE LLC	TRANSLATELIVE LLC-ILAPROT220-2	2,436.52	HILLSIDE ELEMENTARY SCHOOL
660150	REDBIRD FLIGHT SIMULATIONS INC	ANNUAL SIM SVC AGREEMENT	8,100.00	CAREER TECHNICAL EDUCATION
669078	FERGUSON ENTERPRISES INC	PLUMBING SUPPLIES FOR LOT 120	7,000.00	GRANITE TECHNICAL INSTITUTE

670078	RICHS SHOP EQUIPMENT	MOVE & INSTALL AUTO LIFTS	4,300.00	CAREER TECHNICAL EDUCATION
670111	MAC & TOSH CONCRETE	CONCRETE FLATWORK	27,086.35	GRANITE TECHNICAL INSTITUTE
670112	PAGET WATERPROOFING SERVICES	DAMPROOFING/TERMITE SPRAY #120	950.00	GRANITE TECHNICAL INSTITUTE
670136	MADDOX AIR COMPRESSOR INC	SERVICE AIR COMPRESSOR	3,773.87	MAINTENANCE
670137	HARMON & SONS	WEED CONTROL	1,774.67	MAINTENANCE
670142	GRAYBAR ELECTRIC COMPANY INC	CAT6 PATCH CABLE	1,216.00	I.S. SUPPORT CENTER
670144	APPLE INC	REPLACEMENT IPADS FOR SLP'S	5,490.00	SPECIAL SERVICES
670146	SPIDER SPRAY PLUS INC	PIGEON PEST CONTROL	600.00	CUSTODIANS
670148	UPPER EDGE TECHNOLOGIES INC	CHROMEBOOK PARTS	3,247.50	INFO SYS - WIRING & AV
670151	VALCOM SALT LAKE CITY	DATA CENTER MONITORING	1,577.00	INFORMATION SYSTEMS
670154	MOUNTAIN VALLEY TEMPERATURE	RECOVER THE COMPRESSOR	5,421.00	MAINTENANCE

10 General

P.O.#	VENDOR NAME	DESCRIPTION	AMOUNT	SITE NAMES
670157	RUBICON CONTRACTING LLC	LANDSCAPING FOR GTI HOUSE	15,100.50	PROPERTY MANAGEMENT
670162	CANYON OVERHEAD DOORS INC	REPAIR DAMAGED PANEL	1,270.00	MAINTENANCE
670163	AUTOMOTIVE SPECIALTY EQUIPMENT	AUTOMOTIVE LIFT INSPECTIONS	760.00	CAREER TECHNICAL EDUCATION
670164	AUTOMOTIVE SPECIALTY EQUIPMENT	AUTOMOTIVE LIFT INSPECTIONS	970.00	CAREER TECHNICAL EDUCATION
670165	AUTOMOTIVE SPECIALTY EQUIPMENT	AUTOMOTIVE LIFT INSPECTIONS	655.00	CAREER TECHNICAL EDUCATION
670166	AUTOMOTIVE SPECIALTY EQUIPMENT	AUTOMOTIVE LIFT INSPECTIONS	812.50	CAREER TECHNICAL EDUCATION
670167	AUTOMOTIVE SPECIALTY EQUIPMENT	AUTOMOTIVE LIFT INSPECTIONS	760.00	CAREER TECHNICAL EDUCATION
670169	AUTOMOTIVE SPECIALTY EQUIPMENT	AUTOMOTIVE LIFT INSPECTIONS	760.00	CAREER TECHNICAL EDUCATION
670174	MOUNTAIN VALLEY TEMPERATURE	INSTALL DAMPER - AIR DUCT	2,658.00	MAINTENANCE
670175	MADDOX AIR COMPRESSOR INC	SERVICE VACUUM PUMP	1,607.80	MAINTENANCE
679134	POWER ENGINEERING CO INC	ANNUAL CONTRACT RENEWAL	20,000.00	MAINTENANCE
680076	CURRICULUM ASSOCIATES LLC	ELEVATION RENEWAL 25-26	379,945.70	ACCESS & OPPORTUNITY BOARD APPROVAL 08/5/2025
680079	NCS PEARSON	PSYCHOLOGY DIGITAL LICENSES	25,000.00	DISTRICT - SPECIAL EDUCATION
680081	E3 DIAGNOSTICS	AUDIOLOGY EQUIPMENT REPAIRS	2,301.00	SPECIAL SERVICES
680084	COMMONLIT INC	DIGITAL LITERACY PROGRAM	3,850.00	EVERGREEN JR. HIGH
680091	95 PERCENT GROUP LLC	LITERACY INTERVENTION SYSTEM	2,430.00	HUNTER ELEMENTARY
680092	MANEUVERING THE MIDDLE LLC	SUPPLEMENTAL INSTRUCTION	3,037.50	EVERGREEN JR. HIGH
680093	SCHOOL SPECIALTY LLC	NEW ART PRODUCTS	4,918.00	WAREHOUSE
680095	IXL LEARNING INC	MATH LICENSE FOR STUDENT BODY	7,500.00	OLYMPUS JR. HIGH
680096	QUIZIZZ INC	QUIZIZZ PLATFORM ACCESS	1,977.00	GRANITE CONNECTION HIGH
680098	NORTHWEST TEXTBOOK DEPOSITORY	MATH XL DIGITAL/ REID	14,850.00	BENNION JR. HIGH
680100	PLATFORM ATHLETICS LLC	ONLINE PHYSICAL EDU CURRICULUM	5,500.00	CURRICULUM & INSTRUCTION
680101	IMAGINE LEARNING LLC	DIGITAL LIBRARIES-EDGENUITY	4,635.00	TRANSITION SERVICES
680102	READTHEORY EDUCATION SERVICES	READ THEORY PROGRAM	3,076.00	KENNEDY JR. HIGH
680103	LEXIA LEARNING SYSTEMS LLC	LETRS PARTICIPATION	798.00	VALLEY JR. HIGH
680105	DATAWORKS PLUS LLC	FINGERPRINT MACHINE	1,300.00	HUMAN RESOURCES
680106	WORK4ORCE SYSTEMS GROUP LLC	TIME CLOCK SUPPORT	40,136.40	CUSTODIANS
680108	DIFFIT INC	DIFFIT INSTRUCTIONAL MATERIALS	1,800.00	GRANITE CONNECTION HIGH
680109	STONEHENGE PROPERTIES LTD	REVCORD LICENSE RENEWAL YEAR 4	5,396.00	POLICE DEPARTMENT
680110	OAKTREE PRODUCTS	AUDIOLOGY SUPPLIES	1,195.86	SPECIAL SERVICES
680111	UNIVERSITY OF UTAH	COPYLEAKS	360.00	GRANITE CONNECTION HIGH
680112	GRADECAM LLC	GRADECAM SUBSCRIPTION	2,800.00	GRANITE PEAKS DISTRICT OFFICE
680113	LAZEL INC	LEARNING A-Z RAZ KIDS	3,696.00	WEST VALLEY ELEMENTARY
680114	CURRICULUM ASSOCIATES LLC	I-READY LICENSES FOR SCHOOL	9,240.00	EVERGREEN JR. HIGH
680115	CURRICULUM ASSOCIATES LLC	I-READY INSTRUCTION & LICENSE	10,120.00	UPLAND TERRACE ELEMENTARY
680116	S W SCHOOL SUPPLY INC	WAREHOUSE STOCK	8,526.21	WAREHOUSE
680117	PYRAMID SCHOOL PRODUCTS	WAREHOUSE STOCK	4,500.34	WAREHOUSE
680118	SCHOOL SPECIALTY LLC	WAREHOUSE DESCRIPTION	471.80	WAREHOUSE
680120	TEACHFX INC	TEACHFX	5,000.00	JACKLING ELEMENTARY
680121	CORDANCE OPERATIONS LLC	HR CASE MANAGEMENT SOFTWARE	13,500.00	HUMAN RESOURCES

680122	UNIVERSITY OF UTAH	COPYLEAKS - AI DETECTION	3,277.44	KEARNS SR. HIGH
680126	LEXIA LEARNING SYSTEMS LLC	PARTICIPANT MATERIALS	3,192.00	Y.E.S.S.PROGRAM
680127	CHARACTERSTRONG LLC	CHARACTER STRONG RENEWAL	2,706.09	SILVER HILLS ELEMENTARY
680131	THE ZONES OF REGULATION INC	SEL MODULE FOR SCHOOL USE	2,376.00	MONROE ELEMENTARY
680132	CURRICULUM ASSOCIATES LLC	I READY RENEWAL MATH	9,754.00	KENNEDY JR. HIGH
680133	DANUBENET INC	DRIVERS ED SCHEDULING SOFTWARE	16,000.00	CURRICULUM & INSTRUCTION
680135	CURRICULUM ASSOCIATES LLC	IREADY MATH	7,964.00	HUNTER JR. HIGH
680136	SALT LAKE VALLEY EMERGENCY	RMS/CAD SOFTWARE RENEWAL	12,063.00	POLICE DEPARTMENT
680138	WAXIE ENTERPRISES INC	WAREHOUSE STOCK-BIOHAZARD BAGS	1,600.20	WAREHOUSE
680139	CANON USA INC	WAREHOUSE STOCK- TONER	32,280.00	WAREHOUSE
680141	THE COMPUTING TECHNOLOGY	TESTOUT OFFICE PRO - 6 SCHOOLS	12,555.00	CAREER TECHNICAL EDUCATION

10 General

P.O.#	VENDOR NAME	DESCRIPTION	AMOUNT	SITE NAMES
680142	NCS PEARSON	MOS PRACTICE TESTS	1,310.00	CAREER TECHNICAL EDUCATION
680143	NCS PEARSON	MOS PRACTICE TESTS	1,310.00	CAREER TECHNICAL EDUCATION
680144	NCS PEARSON	MOS PRACTICE TESTS	1,310.00	CAREER TECHNICAL EDUCATION
680145	NCS PEARSON	MOS PRACTICE TESTS	1,310.00	CAREER TECHNICAL EDUCATION
680146	NCS PEARSON	MOS PRACTICE TESTS	1,310.00	CAREER TECHNICAL EDUCATION
680147	NCS PEARSON	MOS PRACTICE TESTS	1,310.00	CAREER TECHNICAL EDUCATION
680149	IMAGINE LEARNING LLC	ACADEMIC INTREGRITY SOFTWARE	11,587.50	SKYLINE SR. HIGH
680150	UNIVERSITY OF UTAH	COPLYEAKS	3,060.00	OLYMPUS SR. HIGH
680154	SPECIALTY CONSULTING SERVICES	WAREHOUSE STOCK (STRAWS)	452.00	WAREHOUSE
680155	HENRY SCHEIN INC	WAREHOUSE STOCK (MEDICAL)	2,847.00	WAREHOUSE
680156	PREMIER MEDICAL DISTRIBUTION	WAREHOUSE STOCK (MEDICAL)	1,042.50	WAREHOUSE
680157	SUNSTONE POTTERY & SUPPLY INC	WAREHOUSE STOCK (ART- CLAY)	1,926.00	WAREHOUSE
680158	EVERWAY HOLDCO, LLC	N2Y SUBCRPTION- SPED EL	3,358.88	DISTRICT - SPECIAL EDUCATION
680159	IMAGINE LEARNING LLC	EDGENUITY	13,905.00	OLYMPUS SR. HIGH
680165	LEVEL LEARNING INC	LEVEL LEARNING SUBSCRIPTION HS	3,363.00	CURRICULUM & INSTRUCTION
680166	LEVEL LEARNING INC	LEVEL LEARNING SUBSCRIPTION	15,000.00	CURRICULUM & INSTRUCTION
680167	IMAGINE LEARNING LLC	EDGENUITY RENEWAL	25,492.50	CYPRUS SR. HIGH
680168	NEWSELA INC.	NEWSELA SUBSCRIPTION	10,000.00	KEARNS SR. HIGH
680169	CANON USA INC	WAREHOUSE STOCK (COPIER PARTS)	3,208.16	I.S. SUPPORT CENTER
680179	SCHOOL SPECIALTY LLC	WAREHOUSE PRODUCT	3,837.36	WAREHOUSE
680180	S W SCHOOL SUPPLY INC	WAREHOUSE STOCK-SECT. 15&17	13,459.80	WAREHOUSE
680181	PYRAMID SCHOOL PRODUCTS	WAREHOUSE STOCK (SECT. 15&17)	12,294.72	WAREHOUSE
689119	LECTICON INC.	STREET SMARTS STUDENT ENROLL	45,000.00	CURRICULUM & INSTRUCTION
TOTAL FUND			1,933,106.18	

21 District Activity

P.O.#	VENDOR NAME	DESCRIPTION	AMOUNT	SITE NAMES
610077	EDUCATORSHANDBOOK.COM	EDHANDBOOK LICENSING	798.00	VALLEY JR. HIGH
620080	WAXIE ENTERPRISES INC	VACUUM	5,069.01	VALLEY JR. HIGH
630149	UTAH CONTROLS INC	CAMERAS AXIS M4216 LV +	7,199.21	INFORMATION SYSTEMS
640019	TEXTBOOK WAREHOUSE LLC	AP ENGLISH LANGUAGE/COMPOSITIO	1,443.75	TAYLORSVILLE SR. HIGH
640021	NORTHWEST TEXTBOOK DEPOSITORY	ONLINE HEALTH TEXTBOOK	2,234.25	WASATCH JR. HIGH
640025	STUDIES WEEKLY INC.	STUDIES WEEKLY	3,774.93	MORNINGSIDE ELEMENTARY
640026	SCHOLASTIC INC	SCOPE MAGAZINES	1,966.97	HUNTER JR. HIGH
650080	VARSIY BRANDS HOLDING CO INC	GIRLS BASKETBL CUSTOM CLOTHING	7,662.72	GRANGER SR. HIGH
650082	GIAUQUE DESIGNS	GIRLS VOLLEYBALL APPAREL	5,351.90	OLYMPUS SR. HIGH
650083	UNIVERSAL ATHLETIC LLC	FOOTBALL JERSEYS	2,540.00	OLYMPUS SR. HIGH
650085	VARSIY BRANDS HOLDING CO INC	SCHOOL T-SHIRTS	6,812.25	MATHESON JR HIGH SCHOOL
650086	ONSTAGE PERFORMANCE WEAR LLC	DANCE COMPANY CUSTOMS/UNIFORMS	6,229.81	GRANGER SR. HIGH
650087	TOWER SPORTS	STAFF & STUDENT TSHIRTS	5,360.25	OLENE WALKER ELEMENTARY
650090	REBEL ATHLETIC INC.	DRILL TEAM POM DRESSES	4,563.00	TAYLORSVILLE SR. HIGH
650091	ONSTAGE PERFORMANCE WEAR LLC	DANCE COMPANY UNIFORM	8,506.98	TAYLORSVILLE SR. HIGH
650092	REBEL ATHLETIC INC.	DRILL JAZZ COSTUME	6,855.68	TAYLORSVILLE SR. HIGH
650093	VARSIY BRANDS HOLDING CO INC	CROSS COUNTRY UNIFORMS	5,599.80	COTTONWOOD SR. HIGH
650094	UNIVERSAL ATHLETIC LLC	GVOLLEYBALL CUSTOM CLOTHES	6,225.00	SKYLINE SR. HIGH
650095	GIAUQUE DESIGNS	SBO SWEATERS	5,685.00	SKYLINE SR. HIGH
650096	TOWER SPORTS	STUDENT & STAFF TEES	5,363.70	SKYLINE SR. HIGH
650097	JACKSON ROCK SPRINGS STAGES	CHARTER BUS SERVICE	3,960.00	OLYMPUS SR. HIGH
650098	PAT'S DANCEWEAR INC	DRILL TEAM COSTUMES	9,080.00	OLYMPUS SR. HIGH
650099	UNIVERSAL ATHLETIC LLC	SOCCER/TRACK UNIFORMS	2,232.00	BROCKBANK JR HIGH
650103	VARSIY BRANDS HOLDING CO INC	GIRLS TENNIS APPAREL	1,651.00	GRANGER SR. HIGH
650104	UNIVERSAL ATHLETIC LLC	FACULTY SHIRTS	5,542.00	KEARNS JR. HIGH
650105	CARILOHA INC	BOYS GOLF APPAREL	18,393.12	OLYMPUS SR. HIGH
650106	COLEMAN KNITTING MILLS INC	DRILL TEAM JACKETS	10,034.00	CYPRUS SR. HIGH
650107	UNIVERSAL ATHLETIC LLC	BOYS BASKETBALL UNIFORMS	5,830.00	OLYMPUS SR. HIGH
650108	GARYS SHOES INC	BOYS GOLF TEAM APPAREL	2,311.50	COTTONWOOD SR. HIGH
650109	GARYS SHOES INC	GIRL'S VOLLEYBALL TEAM APPAREL	3,551.80	COTTONWOOD SR. HIGH
650111	VARSIY BRANDS HOLDING CO INC	DRILL TEAM APPAREL	1,296.00	OLYMPUS SR. HIGH
650113	VARSIY BRANDS HOLDING CO INC	COLTS STORE CLOTHING	1,007.55	COTTONWOOD SR. HIGH
650114	SMITH TRANSIT INC	CHARTER BUS SERVICE	5,445.00	GRANGER SR. HIGH
660109	BELL PHOTOGRAPHERS INC	STUDENT PLANNERS	9,004.67	MATHESON JR HIGH SCHOOL
660112	BELL PHOTOGRAPHERS INC	BANNERS/ POSTERS	818.00	ARCADIA ELEMENTARY
660115	BELL PHOTOGRAPHERS INC	STUDENT HANDBOOKS/DATA PACKETS	10,071.64	HUNTER JR. HIGH
660119	PERFORMANCE AUDIO LLC	THS WIRELESS MICS FOR AUDITORI	19,905.02	TAYLORSVILLE SR. HIGH
660127	OFFSIDE APPAREL & PRINT	DRILL TEAM SUPPLIES	3,740.00	OLYMPUS SR. HIGH
660146	VARSIY BRANDS HOLDING CO INC	PE SUPPLIES	13,747.74	CYPRUS SR. HIGH
660147	PERFORMANCE AUDIO LLC	HAZER	1,938.00	OLYMPUS SR. HIGH

680055	STATS MEDIC LLC	ONLINE AP STATS CURRICULUM	2,197.00	OLYMPUS SR. HIGH
680089	AGILE SPORTS TECHNOLOGIES	ATHLETIC FILM/STAT SERVICE	8,900.00	COTTONWOOD SR. HIGH
680090	CASE IT INC	CASE IT BINDERS	11,950.00	HUNTER JR. HIGH
680104	TEACHFX INC	TEAXH FX SUBSCRIPTION 2 YEAR	18,000.00	BROCKBANK JR HIGH
680107	IMAGINE LEARNING LLC	EDGENUITY	22,500.00	HUNTER SR. HIGH
680129	AGILE SPORTS TECHNOLOGIES	SPORTS FILMING- HUDL	2,150.00	OLYMPUS SR. HIGH
680130	CURRICULUM ASSOCIATES LLC	IREADY READING AND MATH	15,928.00	DIAMOND RIDGE ELEMENTARY
680148	NAVIGATE360 LLC	PBIS REWARDS	3,045.00	VALLEY JR. HIGH
680152	THINKMAP INC	VOCAB.COM SITE LICENSE	3,625.00	WASATCH JR. HIGH
680161	AGILE SPORTS TECHNOLOGIES	HUDL	13,000.00	HUNTER SR. HIGH
680162	NAVIGATE360 LLC	PBIS STUDENT REWARDS	2,595.50	OLYMPUS JR. HIGH

012 GRANITE SCHOOL DISTRICT
P.O. BOARD REPORT SUMMARY

P.O. BOARD REPORT
REPORT TYPE: ALL AMOUNTS

J67572 POX602 L.00.04 08/25/25 PAGE 6
CUTOFF DATES: 07/28/2025 TO 08/25/2025

21 District Activity

P.O.#	VENDOR NAME	DESCRIPTION	AMOUNT	SITE NAMES
680175	AGILE SPORTS TECHNOLOGIES	GAME FILM SHARING SERVICE HUDL	4,399.00	OLYMPUS SR. HIGH
		TOTAL FUND	337,090.75	

30 Capital Projects

P.O.#	VENDOR NAME	DESCRIPTION	AMOUNT	SITE NAMES
620050	AMERICAN AIR FILTER COMPANY	AIR FILTERS	90,029.31	CUSTODIANS BOARD APPROVAL 08/05/2025
620051	WAXIE ENTERPRISES INC	AUTO SCRUBBER	26,148.60	CUSTODIANS
620052	AMBIENT ENTERPRISES HOLDCO LLC	REPLACEMENT BOILER & TANK	29,088.00	MAINTENANCE
620053	AMBIENT ENTERPRISES HOLDCO LLC	BOILER FEED TANK	14,514.00	MAINTENANCE
620062	MOUNTAINLAND SERVICE & SALES	GROUNDS EQUIPMENT	5,141.93	CUSTODIANS
620083	BEACON METALS INC	PARTITIONS	3,205.00	MAINTENANCE
620084	INTERMOUNTAIN LOCK AND	LOCKS	2,745.06	INFORMATION SYSTEMS
620091	MOUNTAINLAND SERVICE & SALES	STAND ON BLOWERS	22,958.00	CUSTODIANS
620093	GREAT WESTERN	WATER HEATER	3,485.60	MAINTENANCE
620098	INTERMOUNTAIN LOCK AND	PADLOCKS	983.60	INFORMATION SYSTEMS
620109	DURA-CRETE INC	JERSEY BARRIERS	1,515.00	MAINTENANCE
620115	TWIN PINES NURSERY	SHRUBS	2,760.00	MAINTENANCE
620116	SHAW INDUSTRIES INC	CYPRUS HS CARPET	4,885.95	CYPRUS SR. HIGH
630132	INTERMOUNTAIN LOCK AND	SCHALAGE MORTISE LOCK	2,545.12	INFORMATION SYSTEMS
630134	SENTINEL SYSTEMS LLC	PREM #PREM-BRD2RDR-S3	1,035.45	INFORMATION SYSTEMS
630135	UTAH CONTROLS INC	AXIS #P3818-PVE 180 INDOOR CAM	1,951.58	INFORMATION SYSTEMS
630139	INTERMOUNTAIN LOCK AND	VON DUPRIN #VON99	2,189.85	INFORMATION SYSTEMS
630140	UTAH CONTROLS INC	AXIS #T94N01D	3,531.42	INFORMATION SYSTEMS
630142	FOTHERINGHAM FINANCIAL INC	WELLS WARMER REPLACEMENT	3,983.51	MAINTENANCE
630144	SENTINEL SYSTEMS LLC	BOARDS FOR SECURITY UPGRADE	6,458.44	INFORMATION SYSTEMS
630145	INTERMOUNTAIN LOCK AND	VIDEO AIPHONE & ACCESS CONTRL	7,964.57	INFORMATION SYSTEMS
650088	PACIFIC OFFICE AUTOMATION	PRINTERS	4,272.00	BROCKBANK JR HIGH
650089	DEX IMAGING LLC	PRINTERS	1,717.38	BROCKBANK JR HIGH
650101	PACIFIC OFFICE AUTOMATION	COLOR PRINTER	1,098.00	UPLAND TERRACE ELEMENTARY
650102	VALCOM SALT LAKE CITY	LAPTOPS	16,986.56	POLICE DEPARTMENT
660079	BLUUM USA INC	DISPLAY 86 BOXLIGHT	3,028.99	OAKRIDGE ELEMENTARY
660100	METEOR EDUCATION LLC	FURNITURE	9,436.85	ROLLING MEADOWS ELEMENTARY
660103	VALUE PROPOSITION ENTERPRISES	PLAYGROUND STRUCTURE	56,614.00	MAINTENANCE BOARD APPROVAL 08/05/2025
660113	INSIDE ELEMENTS LLC	OFFICE FURNITURE - MAIN ADMIN	7,245.91	GEARLD L. WRIGHT STEM ACADEMY
660117	LAKESHORE PARENT LLC	OFFICE FURNITURE	1,234.05	COPPER HILLS ELEMENTARY
660123	EDUTEK CORP	ORDER TABLES FOR LIBRARY	5,357.60	WOODROW WILSON ELEMENTARY
660130	LEGO BRAND RETAIL INC	LEGO EDUCATION	13,922.50	BROCKBANK JR HIGH
660133	INSIDE ELEMENTS LLC	OFFICE FURNITURE	4,872.89	SCHOOL LEADERSHIP AND IMPROVEMENT
660138	BLUUM USA INC	A/V CARTS BROCKBANK JR	1,422.00	ARCHITECTURAL AND ENGINEERING
660142	SONNTAG RECREATION	DECKS & MONKEY BARS	30,702.10	MAINTENANCE
660143	SONNTAG RECREATION	RIBBON SLIDE	2,620.00	MAINTENANCE
660144	PLAYCORE WISCONSIN INC	WISHBONE SLIDE & HOOD	8,386.01	MAINTENANCE
670099	PIONEER MECHANICAL & WELDING	REPAIR BOILER	13,067.94	MAINTENANCE
670102	PIONEER MECHANICAL & WELDING	REPAIR BOILER	16,552.74	MAINTENANCE
670125	MILLER PAVING INC	ASPHALT REPAIR	3,162.00	MAINTENANCE

670128	MED-PAT INC	T4 RED TRIMLINE EMERG PHONES	2,447.99	INFORMATION SYSTEMS
670129	VALCOM SALT LAKE CITY	HP 1930 24G 4SFP JL684B	2,038.08	INFORMATION SYSTEMS
670130	VALCOM SALT LAKE CITY	HPE ARUBA CX 5420 24P	7,509.60	INFORMATION SYSTEMS
670131	CACHE VALLEY ELECTRIC COMPANY	NON PENETRATING ROOF MAST	2,712.60	INFORMATION SYSTEMS
670132	AMPLIFY SYSTEMS	CISCO DNA ESSENTIALS	127,945.33	INFORMATION SYSTEMS BOARD APPROVAL 03/18/2025
670133	ROCMONT INDUSTRIAL CORPORATION	BROCKBANK AUDITORIUM ABATEMENT	5,585.88	BROCKBANK JR HIGH
670138	PECKHAM ASPHALT PAVING	CRACKSEAL	12,690.60	MAINTENANCE
670139	PECKHAM ASPHALT PAVING	CRACKSEAL	21,416.40	MAINTENANCE
670140	PECKHAM ASPHALT PAVING	CRACKSEAL & MASTIC	42,990.66	MAINTENANCE
670141	PECKHAM ASPHALT PAVING	CRACKSEAL & MASTIC	27,566.20	MAINTENANCE
670145	AIR QUALITY CONSULTING	BENNION EL NESHAP	1,402.00	BENNION ELEMENTARY

30 Capital Projects

P.O.#	VENDOR NAME	DESCRIPTION	AMOUNT	SITE NAMES
670149	MOUNTAIN VALLEY TEMPERATURE	REPLACE COMPRESSOR	10,780.00	MAINTENANCE
670150	VALCOM SALT LAKE CITY	APC SMART UPS SMT2200C	1,085.15	INFORMATION SYSTEMS
670152	VALCOM SALT LAKE CITY	HPE ARUBA CX5420	3,374.80	INFORMATION SYSTEMS
670153	MHI SERVICE INC.	REPLACEMENT OF COMPRESSOR	9,023.46	MAINTENANCE
670155	GREAT WESTERN RECREATION LLC	BLEACHERS & INSTALL	9,064.19	MAINTENANCE
670156	TRIPLE J CONCRETE	FLAT WORK	25,400.00	MAINTENANCE
670158	VALCOM SALT LAKE CITY	APC SMART UPS	2,170.30	INFORMATION SYSTEMS
670160	GOVCONNECTION INC	PHONES	4,000.00	INFORMATION SYSTEMS
670171	AMERICAN FENCE COMPANY INC	IRON FENCE	30,750.00	MAINTENANCE
670172	MOUNTAIN VALLEY TEMPERATURE	RECOVER BURNT OUT COMPRESSOR	8,677.00	MAINTENANCE
670176	CREATIVE SIGNS AND GRAPHICS	GYM SCOREBOARDS	15,339.13	BROCKBANK JR HIGH
670177	TRIPLE J CONCRETE	MOW STRIP FOR IRON FENCE	4,440.00	MAINTENANCE
679143	OTIS ELEVATOR COMPANY	GEC ED ELEVATOR MAINTENANCE	15,000.00	MAINTENANCE
680094	FISHER'S DOCUMENT SYSTEMS INC	OFFICE/COUNS COPIERS	5,356.00	BROCKBANK JR HIGH
680097	BLUUM USA INC	POSTER PRINTER LIBRARY	2,390.28	BROCKBANK JR HIGH
680128	ACCO BRANDS CORPORATION	LAMINATOR	1,819.38	LINCOLN ELEMENTARY
680134	ACCO BRANDS CORPORATION	LAMINATOR FOR TEACHER WORKROOM	1,819.38	BROCKBANK JR HIGH
TOTAL FUND			843,613.92	

51 School Lunch

P.O.#	VENDOR NAME	DESCRIPTION	AMOUNT	SITE NAMES
630104	SYSCO INTERMOUNTAIN	TORTILLA CHIPS	8,700.48	BATES FOOD SERVICE CENTER
630114	NICHOLAS & CO INC	HUSHPUPIES	17,814.00	BATES FOOD SERVICE CENTER
630115	SYSCO INTERMOUNTAIN	TORTILLA CHIPS	5,800.32	BATES FOOD SERVICE CENTER
630116	SYSCO INTERMOUNTAIN	TORTILLA CHIPS	5,800.32	BATES FOOD SERVICE CENTER
630122	SCHOOL FOOD ENTERPRISES	BREAD PRODUCTS	17,876.40	BATES FOOD SERVICE CENTER
630123	SCHOOL FOOD ENTERPRISES	BREAD PRODUCTS	20,810.16	BATES FOOD SERVICE CENTER
630124	SCHOOL FOOD ENTERPRISES	BREAD PRODUCTS	18,223.36	BATES FOOD SERVICE CENTER
630125	SCHOOL FOOD ENTERPRISES	BREAD PRODUCTS	22,607.70	BATES FOOD SERVICE CENTER
630126	NICHOLAS & CO INC	SHELF STABLE ITEMS	16,170.00	BATES FOOD SERVICE CENTER
630127	NICHOLAS & CO INC	RAMEN BROTH	16,170.00	BATES FOOD SERVICE CENTER
630128	US FOODS INC	PANCAKES	11,556.00	BATES FOOD SERVICE CENTER
630129	COOMBS INC	CORNDOG	18,986.40	BATES FOOD SERVICE CENTER
630130	COOMBS INC	CORNDOG	18,986.40	BATES FOOD SERVICE CENTER
630131	US FOODS INC	PANCAKES	11,556.00	BATES FOOD SERVICE CENTER
630136	PLAS TIQUE PRODUCTS INC	PLASTIC TRAYS	195,896.00	BATES FOOD SERVICE CENTER BOARD APPROVAL 08/05/2025
630137	TIPPER TIE INC	SPARE PARTS KIT	5,090.49	MAINTENANCE
630155	SPECIALTY CONSULTING SERVICES	#5 SCOOPS	3,152.00	BATES FOOD SERVICE CENTER
670127	MOUNTAIN VALLEY TEMPERATURE	REMOVE & REPLACE WALK IN EQUIP	10,620.00	MAINTENANCE
670135	MOUNTAIN VALLEY TEMPERATURE	REPLACE WALK IN COOLER EQUIP	10,620.00	MAINTENANCE
TOTAL FUND			436,436.03	

012 GRANITE SCHOOL DISTRICT
P.O. BOARD REPORT SUMMARY

P.O. BOARD REPORT
REPORT TYPE: ALL AMOUNTS

J67572 POX602 L.00.04 08/25/25 PAGE 10
CUTOFF DATES: 07/28/2025 TO 08/25/2025

63 Self Insurance

P.O.#	VENDOR NAME	DESCRIPTION	AMOUNT	SITE NAMES
610079	EMPLOYER ADVOCATES LLC	UNEMPLOYMENT COST MANAGEMENT	6,480.00	HUMAN RESOURCES
		TOTAL FUND	6,480.00	
		TOTAL DISTRICT	3,556,726.88	

FUND TOTALS RECAP

FUND		AMOUNT
10	General	1,933,106.18
21	District Activity	337,090.75
30	Capital Projects	843,613.92
51	School Lunch	436,436.03
63	Self Insurance	6,480.00
	TOTAL DISTRICT	3,556,726.88

GRANITE SCHOOL DISTRICT
CHANGE ORDER REPORT SUMMARY

BEG. DATE TO END DATE
7/29/2025 TO 8/25/2025

TOTAL \$ (6,595.98)

PO#	VENDOR NAME	DESCRIPTION	LOCATION	ORIGINAL PO AMOUNT	CURRENT PO AMOUNT		CURRENT CHANGE ORDER AMOUNT	NEW PO TOTAL (CURRENT PO AMOUNT + CURRENT CHANGE ORDERS)
					(ORIGINAL PO AMOUNT + SUM OF ALL PREVIOUS CHANGE ORDERS)			
630117	Simplot	Decreasing order to meet vendor maximum of 43000 lb. per order.	Bates Kitchen	\$ 58,327.83	\$ 58,327.83	\$ (20,156.94)	\$ 38,170.89	
630118	Simplot	Decreasing order to meet vendor maximum of 43000 lb. per order.	Bates Kitchen	\$ 65,574.63	\$ 65,574.63	\$ (27,403.74)	\$ 38,170.89	
510207	R&R Environmental	Addition of 18 AHREA Clearances	Brockbank STEM Jr. High	\$ 18,337.00	\$ 47,343.25	\$ 20,884.50	\$ 68,227.75	
570436	Pioneer Mechanical & Welding	Relocation of the fire line.	Cabinet Shop	\$ 35,149.06	\$ 35,149.06	\$ 4,337.55	\$ 39,486.61	
570292	Merrill Sheriff	Delivering the tanks to the site from ET Tech's yard in SLC.	Maintenance Department	\$ 1,200,528.00	\$ 1,253,407.57	\$ 5,834.27	\$ 1,259,241.84	
570511	Thermal West Industrial Inc.	Reinsulate roof drain line of missing insulation, fittings, and roof drain bowl 12'.	Cottonwood High	\$ 4,628.50	\$ 4,628.50	\$ 254.30	\$ 4,882.80	
650075	Southern Utah Football Camps	Increase Participants	Cyprus High	\$ 19,670.00	\$ 19,670.00	\$ 3,190.00	\$ 22,860.00	
670107	American Fence Company Inc	Additional gates	Maintenance, Grounds at Taylorsville High	\$ 22,750.00	\$ 22,750.00	\$ 3,000.00	\$ 25,750.00	
570458	Pedersen Flooring LLC	Additional flooring & demo required	Maintenance, Paint Shop at Magna Elem	\$ 19,733.65	\$ 19,733.65	\$ 3,603.00	\$ 23,336.65	
680062	SW School Supply	Incorrect unit pricing	Warehouse	\$ 17,248.22	\$ 17,501.18	\$ 4,554.00	\$ 22,055.18	
680086	Lexia Learning Systems LLC	Price decrease	YESS Program	\$ 1,750.00	\$ 1,750.00	\$ (100.00)	\$ 1,650.00	
650056	Southern Utah Football Camps	Quantity Decrease	Kearns High	\$ 18,850.00	\$ 18,850.00	\$ (1,500.00)	\$ 17,350.00	
630082	Freeway Transmission	Additional work needs to be done on vehicle.	Fleet Department	\$ 3,972.06	\$ 3,972.06	\$ 1,025.78	\$ 4,997.84	
470393	Jardine Malaska Construction	Owner contingency credit back	Silver Hills Elementary	\$ 160,000.00	\$ 160,000.00	\$ (5,000.00)	\$ 155,000.00	
610040	Custom Events	Additional 30 minutes added to event	Diamond Ridge Elementary	\$ 3,315.00	\$ 3,315.00	\$ 85.00	\$ 3,400.00	
680062	SW School Supply	Increasing quantity to match received	Warehouse	\$ 17,248.22	\$ 22,055.18	\$ 60.24	\$ 22,115.42	
650052	Tower Sports	Quantity Decrease	Cyprus High	\$ 6,409.00	\$ 6,409.00	\$ (45.00)	\$ 6,364.00	
610038	34 ED LLC	Addition of prorated site license for Brockbank Jr. High School	Support Services	\$ 77,400.00	\$ 77,400.00	\$ 750.00	\$ 78,150.00	
630137	Tipper Tie	Fright increase	Maintenance	\$ 5,084.15	\$ 5,084.15	\$ 6.34	\$ 5,090.49	
680072	Blick Art Materials LLC	Quantity Increase	Warehouse	\$ 8,649.98	\$ 8,659.10	\$ 24.72	\$ 8,683.82	

ACCOUNTS PAYABLE
PAY VOUCHERS EXPENDITURES
July 28, 2025 TO Aug 24, 2025

\$ 21,757,834.80

Business Administrator/Treasurer

Finance Committee

Finance Committee

WARRANT #	PAYEE	DESCRIPTION	VOUCHER #	AMOUNT
5078195	DENTONS DURHAM JONES	LEGAL FEES CLIENT 63169	616638	\$1,410.00
5078197	DEX IMAGING LLC	HP COLOR PRINTER	600820	\$519.93
5078198	DOUGLAS, MICHAEL M.	REIM/PARKING FOR ADMIN KICKOFF	619651	\$29.00
5078204	GRANITE ASSOCIATION OF	REIM/ITEMS KEPT BY MONROE EL	589480	\$163.01
5078205	GILLIES, ERIN K.	REIM/PARKING CONFERENCE	619155	\$120.00
5078210	HAMILTON, MAURICE F.	REIM/PARKING CONFERENCE	619156	\$180.00
5078212	HUNTINGTON, MARK K.	REIM/ICC EXAM PROCTOR	612131	\$290.00
5078218	CITY OF SOUTH SALT LAKE	INFRASTRUCTURE BOND	609134	\$35,299.00
5078220	INGRAM LIBRARY SERVICES	LIBRARY BOOKS	588293	\$2,800.76
5078225	PTA UTAH CONGRESS	JEFFERSON JR PTA DUES	611894	\$80.00
5078226	KELLY SPICERS INC	8X11 PURPLE PAPER	617338	\$39.90
5078228	LATINOS IN ACTION INC	OLYHS LIA MEMBERSHIP	619512	\$950.00
5078233	MUIR, TROY L.	REIM/SOL TREE CONF TRANSPORT	619151	\$40.00
5078234	UTAH RETIREMENT SYSTEMS	JULY PEACE OFFICER PREMIUM	619857	\$47.88
5078241	SKYMAIL INTERNATIONAL INC	DISTRICT WIDE MAILINGS	610637	\$11,183.74
5078245	STAPLES CONTRACT & COMMERCIAL	PLOTTER INK	617337	\$571.76
5078246	STAUFFER'S TOWING LLC	TOWING KUBOTA TRACTOR	609525	\$95.00
5078250	T-MOBILE USA INC	HOTSPOT SERVICE	618863	\$21,781.17
5078251	TAYLOR, DAVID N.	REIM/ISTE CONF TRANSPORT	618861	\$49.59
5078252	TOWER SPORTS	CALVIN EL FACULTY SHIRTS	600248	\$1,451.00
5078253	TREGEAGLE, RICHARD D.	REIM/ICC EXAMS RES ELECT INSP	612132	\$290.00
5078255	UHSAA	UHSAA PASSES	618713	\$455.00
5078258	UTAH SCHOOL SUPERINTENDENTS	25-26 USSA MEMBERSHIP DUES	618715	\$220.00
5078260	PTA UTAH CONGRESS	VALLEY CREST PTA DUES	617709	\$42.00
5078264	VERIZON WIRELESS SERVICES LLC	CELL PH 6/20-7/19	599822	\$2,279.38
5078265	GRIFFCO PARTNERS	GTI ELEVATOR GRAPHICS	619754	\$0.06
5078267	WASATCH JR HIGH PTA	WASATCH JR PTA DUES	619112	\$275.00
5078268	WILSON, AARON	REIM/SCHOOL BALLRACKS	619605	\$589.26
5078275	3G DIGITAL LLC	YARD SIGNS	617341	\$183.00
5078278	AMERITAS LIFE INSURANCE CORP	DENTAL CLAIMS	619858	\$54,786.66
5078283	BELL, LESLIE	REIM/PARKING	601921	\$20.00
5078290	QWEST CORPORATION	LONG DISTANCE	618918	\$355.88
5078291	CES & R	PLOTTER PAPER	617336	\$747.20
5078292	CHAS. W. BANGERTER & SON, INC	NUTRITION PROGRAM	614072	\$494.00
5078293	CLARK, TIMOTHY	REIM/TRAVEL	619152	\$199.15
5078296	CRAIG ENTERPRISES INC	PHONE INTERPRETATION	617708	\$168.30
5078304	NENA - NATL EMERGENCY	EMERGENCY SERVICES	618919	\$555.00
5078310	PERRY INDUSTRIAL INC	REPAIR/SERVICE FORKLIF	614071	\$1,456.24
5078314	RICE, JAMIE	REPL CHECK #05068519	609163	\$17.96
5078317	EXPRESS SCRIPTS	07/16-07/22 RX CLAIMS	609161	\$1,025,117.60
5078318	GRANITE CREDIT UNION	GCU DEDUCTIONS 07/31/2025	619015	\$13,416.50
5078319	NATIONAL BENEFIT SERVICES INC	07/15 CLAIMS CP417654	609154	\$166,061.45
5078320	REGENCE BLUE CROSS BLUE SHIELD	AUG 2025 ADMIN FEES	619856	\$167,815.05
5078321	BLUECROSS BLUESHIELD OF UTAH	07/15-07/21 MEDICAL CLAIMS	609160	\$761,410.82
5078322	SELECT HEALTH	MEDICAL CLAIMS 07/18/25	609155	\$1,550,273.33
5078323	US BANK	JULY 25 PCARD	609156	\$1,622,949.90
5078324	BODILY, CHAZ LAYNE	CYPHS DRILL CHOREOGRAPHY	618253	\$1,550.00
5078325	CANYONS SCHOOL DISTRICT	VBALL TOURN FEE	615145	\$800.00
5078326	GARNER, NICHOLAS R.	DANCE CO JUDGE	618696	\$50.00
5078327	MARTINEZ, XAVIER	CYPHS CHEER PHOTOS	618252	\$1,265.00
5078328	PATRICK, ERIN	DANCE CO JUDGING	615133	\$50.00
5078329	TOOELE COUNTY SCHOOL DISTRICT	VBALL TOURN FEE	615146	\$475.00
5078330	TOLEAFOA, CENTENNIAL	REIM/GVBALL FACILITY RENTAL	618254	\$412.50
5078331	TOWER SPORTS	SCHOOL SHIRTS	618757	\$1,466.50
5078332	AFT GRANITE 4429	07/31/25 MONTHLY GEN DED	12347	\$62.23
5078333	GRANITE EDUCATION FOUNDATION	07/31/25 MONTHLY GEN DED	12348	\$1,314.00

Granite School District
Board Report - Pay Vouchers
July 28, 2025 to Aug 24, 2025

WARRANT #	PAYEE	DESCRIPTION	VOUCHER #	AMOUNT
5078334	HORACE MANN EDUCATOR'S CORP	07/31/25 MONTHLY GEN DED	12349	\$9,505.47
5078335	SALT LAKE COUNTY FRATERNAL	07/31/25 MONTHLY GEN DED	12346	\$495.00
5078336	UTAH SCHOOL EMPLOYEES ASSN	07/31/25 MONTHLY GEN DED	12345	\$5,910.20
5078337	CALIF STATE DISBURSEMENT UNIT	07/31/25 DEDUCTIONS	12352	\$300.00
5078338	CHILD SUPPORT SERVICES	07/31/25 DEDUCTIONS	12351	\$193.04
5078339	OFFICE OF RECOVERY SERVICES	07/31/25 DEDUCTIONS	12350	\$5,167.29
5078340	CANNON LAW ASSOCIATES	07/31/25 GARNISHMENTS	12353	\$394.74
5078341	CONSTANTINO LAW OFFICE	07/31/25 GARNISHMENTS	12354	\$71.97
5078342	KIRK A CULLIMORE	07/31/25 GARNISHMENTS	12355	\$903.51
5078343	DESERT ROCK CAPITAL	07/31/25 GARNISHMENTS	12357	\$415.42
5078344	JOHNSON MARK LLC	07/31/25 GARNISHMENTS	12358	\$717.28
5078345	FRANKLIN TOWNSHIP	07/31/25 GARNISHMENTS	12362	\$200.00
5078346	MEADE RECOVERY SERVICES LLC	07/31/25 GARNISHMENTS	12363	\$336.90
5078347	PDQ CHECK EXCHANGE LLC	07/31/25 GARNISHMENTS	12364	\$905.52
5078348	OLSON ASSOCIATES PC	07/31/25 GARNISHMENTS	12366	\$271.55
5078349	PRIMUS LAW PC	07/31/25 GARNISHMENTS	12367	\$2,656.71
5078350	UTAH STATE TAX COMMISSION	07/31/25 GARNISHMENTS	12372	\$125.50
5078356	GOLD CUP SERVICES	WATER RENTAL RM D-202	617662	\$34.95
5078358	HIGH COUNTRY TECHNOLOGY	GTI LASER TUBE REPLACEMENT	609563	\$3,375.00
5078361	IACONA, TIFNY M.	REIM/OFFICE SUPPLIES	606395	\$133.96
5078362	IDENTITY THEFT GUARD SOLUTION	CREDIT MONITORING	618920	\$15.98
5078366	JENSON REFRIGERATION INC.	OLYHS DISHWASHER REPAIR	609562	\$1,918.78
5078371	LINCOLN NATIONAL LIFE	BASIC LIFE ACTIVE	619860	\$179,910.05
5078374	METLIFE	ACCIDENT	619861	\$137,619.07
5078381	SQUIRE, MONIQUE L.	REIM/AIRLINE TICKET GEARUP CON	580070	\$216.96
5078385	TOPUTAPU, JAY A.	REIM/BAGGAGE FEES GEARUP CONF	580071	\$80.00
5078389	USABLE LIFE	LTD TEACHER LEVEL 1	619859	\$66,482.73
5078395	AARON'S APPLIANCE REPAIR	REFRIGERATOR REPAIR	609566	\$120.00
5078396	AIRGAS USA LLC CENTRAL DIV	GAS TANK RENTAL	617409	\$74.50
5078399	BARKLEY, WILLIAM A.	REIM/FAUCET CONNECTOR	614266	\$16.76
5078403	CAPTAIN PLUMBING	FREEZER REPAIR	609565	\$668.50
5078405	CONSTRUCTION MATERIALS TECH.	SKYLINE TESTING	609641	\$490.00
5078406	COGNIA INC.	US MEMBERSHIP	581899	\$1,400.00
5078409	FIRMAGE BOTTLED WATER CORP	DI MONTHLY RENTAL	617410	\$287.50
5078414	PHOENIX DESERT AP SUMMER	REGISTRATION FEE FOR ASPI	618512	\$795.00
5078417	POWER ENGINEERING CO INC	WATER TREATMENT	612133	\$2,238.16
5078420	PACIFICORP	JUN-25	617571	\$62,894.70
5078421	REHFELDT, KRISTY	REFUND/LUNCH FEES	12341	\$1.75
5078422	SEE, RANDY	REFUND/LUNCH FEES	12342	\$21.50
5078423	SORENSEN, LUCI	REFUND/LUNCH FEES	12343	\$30.30
5078424	URIBE, JENNIFER	REFUND/LUNCH FEES	12344	\$8.10
5078425	ABALOS, RICARDO A.	PER DIEM/SKYHS GSOCCE	615794	\$45.00
5078426	ANDERSON, BENJAMIN	STUDENT PER DIEM/SKYHS GSOCCE	615797	\$2,250.00
5078427	CASTILLO, YAMIL	PER DIEM/SKYHS GSOCCE	615795	\$45.00
5078428	CELIS-MUNOZ, ESTEBAN	PER DIEM/SKYHS GSOCCE	615796	\$45.00
5078429	CERTIFIED SHRED INC	SHREDDING SERVICES	617165	\$60.00
5078430	CHRISTISON, COURTNEY L.	REIM/MUSICAL PROPS	617167	\$450.00
5078431	COLE, TYLER	SPED SHIRT/HAT DESIGNS	617168	\$100.00
5078432	IHC HEALTH SERVICES INC	SPORTS MED SERVICES	617160	\$15,000.00
5078433	J CASTLETON ENTERPRISES	YEARBOOK SPRING INSERT	617163	\$3,716.40
5078434	PACIFIC OFFICE AUTOMATION	MNTHLY COPY BILLING	617162	\$90.41
5078435	TAYLOR, STEVEN H.	REIM/MAT REPAIR SUPPLY	617166	\$38.87
5078436	TONI J STUDIOS	BVBALL TEAM PHOTOS	617169	\$360.00
5078437	UHSAA	ANNUAL PAGES	617164	\$805.00
5078439	EXPRESS SCRIPTS	07/30-08/05 RX CLAIMS	609174	\$449,461.75
5078440	NATIONAL BENEFIT SERVICES INC	07/29 CLAIMS CP418602	609167	\$82,414.70

WARRANT #	PAYEE	DESCRIPTION	VOUCHER #	AMOUNT
5078441	BLUECROSS BLUESHIELD OF UTAH	08/01-08/04 MEDICAL CLAIMS	609171	\$427,085.56
5078442	SELECT HEALTH	MEDICAL CLAIMS 08/01/25	609168	\$591,005.92
5078443	TRISTAR RISK MANAGEMENT	WORKERS COMP LOSSES JULY	609169	\$182,890.12
5078444	UTAH RETIREMENT INVESTMENT	RETIREMENT CONTR 7/16-7/31	619019	\$4,208,470.13
5078449	BONNEVILLE JR HIGH PTSA	PTSA DONATIONS	611022	\$125.00
5078452	CES & R	PLOTTER PAPER	617343	\$681.36
5078453	EDUCATORSHANDBOOK.COM	OFFICE REFERRAL SUBSCRIP	613513	\$798.00
5078456	LOPEZ, STEPHANIE MORENO	REF/CALCULATOR DEPOSIT	590860	\$25.00
5078458	MEHTA, SAI K.	REIM/ENDORSEMENT REGISTRATION	605246	\$125.00
5078461	NATIONAL BENEFIT SERVICES LLC	FSA PLAN ADMIN FEES	619862	\$3,948.00
5078463	PENNINGTON, DIANA	REIM/PARKING AT SALT PALACE	596966	\$20.00
5078464	POST PRESS SERVICES INC	PRINT SUPPLIES	617342	\$360.00
5078465	POUHA, SARA M.	REIM/LYFT RIDES NCCEP CONF	605247	\$118.80
5078473	TOWER SPORTS	STUDENT TSHIRTS	606686	\$2,610.00
5078475	UTAH TRANSIT AUTHORITY	MKV STUDENT BUS PASSES	600821	\$5,437.50
5078476	VAROZ, GABRIELLA	REPLACE CK#5076350	609170	\$1,000.00
5078480	WOODSTOCK ELEMENTARY PTA	PTA DUES	603925	\$500.00
5078481	BERLIN MULITALO	DANCE MASTER CLASS	616397	\$100.00
5078482	VARSITY BRANDS HOLDING CO INC	SOCCER JERSEY	618244	\$590.28
5078483	COTTONWOOD HIGH - PTSA	PTSA DUES 24-25	615149	\$12.00
5078484	UTAH PTA CONGRESS	PTSA DUES 24-25	618258	\$15.00
5078485	HIGH VALUE MARKING & ENGRAVIN	WRESTLING PLAQUES	616398	\$461.00
5078486	MUNDY, WILLIAM	REF/YEARBOOK	615147	\$60.03
5078487	ONE ON ONE PROMOTIONALS	CALENDAR MAGNETS	616395	\$767.63
5078488	VARSITY SPIRIT CORPORATION	CHEER BAGS	618225	\$192.70
5078489	CHAU, KATHY	REFUND/LUNCH FEES	12373	\$111.28
5078490	CISNEROS, MARIA	REFUND/LUNCH FEES	12374	\$44.00
5078491	ILAGAN, MELISSA	REFUND/LUNCH FEES	12375	\$16.50
5078492	SEPULVEDA, REMBOLSO JENY	REFUND/LUNCH FEES	12376	\$35.25
5078493	SISAM, MANDI	REFUND/LUNCH FEES	12377	\$19.90
5078494	STINSON, DANA	REFUND/LUNCH FEES	12378	\$115.35
5078495	UIGAESE, JENNIFER	REFUND/LUNCH FEES	12379	\$11.25
5078496	WOFFINDEN, DUSTIN	REFUND/LUNCH FEES	12380	\$28.25
5078504	BINGHAM, SHANNA	REIM/SOLUTION TREE PARKING	619457	\$20.00
5078506	BREEZE, GAYNA C.	REIM/TRAVEL NAEOP BAGGAGE	588971	\$40.00
5078507	BRIGHTON, KATRINA	REIM/LAB INGREDIENTS	611895	\$99.46
5078508	CHAS. W. BANGERTER & SON, INC	SUMMER NUTRITION	614073	\$480.00
5078510	DIXIE DOODLE DESIGN	PILLOW CASE SEW KIT	611896	\$195.00
5078511	ECHOLS, BREANNA L.	REIM/SOLUTION TREE PARKING	603451	\$20.00
5078512	EDUCATORSHANDBOOK.COM	BEHAVIOR TRACKER	617711	\$798.00
5078515	JLC SOLUTIONS LLC	NEW CURRICULUM COPIES	618492	\$713.24
5078517	QUESTAR GAS	JUL 24, 2025	617574	\$1,263.78
5078519	GOLD CUP SERVICES	WATER FOR ROOM D-202	617663	\$140.77
5078522	GRIFFITHS, CHRISTOPHER	REIM/FLIGHT AVID CONFERENCE	606684	\$378.36
5078525	HOLLINS, JAYNELL N.	REIM/MISSED LAYOVER HOTEL	606685	\$103.00
5078530	INGRAM LIBRARY SERVICES	LIBRARY BOOKS	588300	\$2,636.28
5078533	JOSTENS	CAP/GOWN RENTALS	581900	\$1,665.00
5078535	KELLY SPICERS INC	PRINT SHOP SUPPLIES	617345	\$208.75
5078537	LUNA, SOFIA BERTHA	REF/CALCULATOR DEPOSIT	590864	\$50.00
5078540	DS SERVICES OF AMERICA INC	COOLER RENTAL	618493	\$30.73
5078544	GUZMAN QUINTO, ANA LUISA	REIM/AIRFARE AVID CONF JUN	619603	\$476.96
5078548	PACIFIC OFFICE AUTOMATION	MAINT/SUPPY TITAN PRIN	617346	\$558.76
5078552	POST PRESS SERVICES INC	SPIRAL COIL PRINT SUPPLY	617350	\$294.00
5078553	QUADIENT INC.	MAIL MAINTENANCE	610638	\$1,481.35
5078557	PACIFICORP	JUN-25	617575	\$168,958.79
5078560	SALT LAKE COMMUNITY COLLEGE	SUB TEACHER WORKSHOP	617636	\$343.00

WARRANT #	PAYEE	DESCRIPTION	VOUCHER #	AMOUNT
5078561	COUNTY OF SALT LAKE	ATHLETIC FIELD RESERVE	616641	\$250.00
5078563	SKYMAIL INTERNATIONAL INC	DISTRICT WIDE MAILINGS	610639	\$333.73
5078564	SOLUTION TREE INC	SOLUTION TREE CONF FEE	619602	\$1,538.00
5078565	SORENSEN, JOHN PAUL H.	REIM/MASSAGE CHAIR EMP WELLN	604438	\$500.00
5078567	STATE OF UTAH	Q1 SEED ESTIMATE	607514	\$373,579.27
5078570	THACKER, JOSHUA C.	REIM/SOLUTION TREE CONF PARK	619458	\$15.00
5078572	MOUNTAIN STATES ENTERPRISES	INCENTIVE TOKENS	615011	\$240.00
5078573	TRELEASE, LISA	AP PSYCHOLOGY PD	615378	\$175.00
5078574	STATE OF UTAH	SELF INSURANCE RENEWAL	617637	\$650.00
5078575	UTAH SCHOOL BOARDS ASSOCIATION	2025 USBA LEADERSHIP ACADEMY	618716	\$625.00
5078580	WILEY, SUSAN K.	REIM/CLASSROOM SUPPLIES	613429	\$107.73
5078581	WILLIAMS, KAYLA N.	REIM/CLASSROOM SUPPLIES	573339	\$121.16
5078584	YAN, LU	REPLACE CK# 5077207	609177	\$187.68
5078585	ZAYO GROUP HOLDINGS INC	PHONE LINES	618921	\$2,918.88
5078586	BENJAMIN, CONNIE	REFUND/LUNCH FEES	12381	\$25.00
5078587	CARDENAS, TONNI	REFUND/LUNCH FEES	12382	\$205.25
5078588	HOLLOWAY-LINNELL, REBECCA	REFUND/LUNCH FEES	12383	\$23.20
5078589	JOHNSON, SEAN	REFUND/LUNCH FEES	12384	\$46.10
5078590	LANDRIAN, SAUA	REFUND/LUNCH FEES	12385	\$25.00
5078591	MOTZKUS, JENNIFER	REFUND/LUNCH FEES	12386	\$44.00
5078592	SCHMIDT, GREG	REFUND/LUNCH FEES	12387	\$85.57
5078593	SCOTT, JENNIFER	REFUND/LUNCH FEES	12388	\$40.50
5078594	DONIO, JAMI L.	REIM/CHANGE FACULTY POP MACH	618761	\$34.00
5078595	GONZALEZ, ESBEIDY	DANCE CHOREOGRAPHY	616710	\$120.00
5078596	JOSTENS INC	GRNHS DIPLOMA	616711	\$18.15
5078597	MORONTA, LUZ E.	REIM/SOLUTION TREE PARKING	618763	\$15.00
5078598	PERSCHON, ADRIANA L.	REIM/SOLUTION TREE PARKING	618760	\$15.00
5078599	TOWER SPORTS	FRESHMAN T-SHIRTS	618762	\$3,392.00
5078600	WEBSTER, JAMIE	KRNHS FTBALL JERSEYS	615974	\$3,010.00
5078601	CRIFE, TARA J.	REIM/SOCCER SPORTS CAMERAS	618259	\$700.00
5078602	ELLA BELLIS	PHOTOGRAPHY SERVICES	616396	\$2,320.00
5078603	UHSAA	COTTONWOOD UHSAA ANNUAL DUES	615148	\$5,149.00
5078604	EXPRESS SCRIPTS	08/06-08/12 RX CLAIMS	609180	\$470,289.65
5078605	GRANITE CREDIT UNION	GCU DEDUCTIONS 08/15/2025	619020	\$13,416.50
5078606	NATIONAL BENEFIT SERVICES INC	DEDUCTIONS FOR 08/15/2025	619023	\$60,786.28
5078607	PREMISE HEALTH SYSTEMS	OPERATIONS JULY 2025	619865	\$316,503.49
5078608	BLUECROSS BLUESHIELD OF UTAH	08/05-08/11 MEDICAL CLAIMS	609179	\$381,847.84
5078609	SELECT HEALTH	MEDICAL CLAIMS 08/08/25	609176	\$765,919.94
5078612	3G DIGITAL LLC	YARD SIGNS	617349	\$36.60
5078613	AMERITAS LIFE INSURANCE CORP	DENTAL CLAIMS	619864	\$123,836.60
5078614	AMERITAS LIFE INSURANCE CORP	ADMIN FEES	619868	\$39,000.00
5078615	BADGER, KATIE	REIM/ADDED HOTEL FEE	618062	\$92.18
5078616	BELL PHOTOGRAPHERS INC	CALENDAR MAGNETS	609331	\$493.00
5078618	BRIGGS, SAMANTHA KOHN	CONTENT DAY SPEAKER	618513	\$598.00
5078620	QWEST CORPORATION	POTS AUG	618922	\$3,468.24
5078621	QWEST CORPORATION	POTS AUG	618923	\$3,772.34
5078622	QWEST CORPORATION	POTS AUG	618924	\$3,693.40
5078623	QWEST CORPORATION	POTS AUG	618925	\$754.68
5078624	COOPER, COURTNEY A.	REIM/TRAVEL ISPE CONF	600335	\$818.49
5078625	COOPER, TERI ANN	REIM/CONF. PARKING	573340	\$20.00
5078627	FIRIMAGE BOTTLED WATER CORP	RENTAL	618061	\$117.50
5078629	EDUCATORSHANDBOOK.COM	TRACKING BEHAVIORS	612466	\$1,596.00
5078630	QUESTAR GAS	JUL 18, 2025	617572	\$12,094.78
5078631	QUESTAR GAS	JUL 22, 2025	617573	\$11,162.21
5078632	QUESTAR GAS	JUL 28, 2025	617579	\$3,171.68
5078634	FOLLETT CONTENT SOLUTIONS LLC	LIBRARY BOOKS	619953	\$1,189.87

WARRANT #	PAYEE	DESCRIPTION	VOUCHER #	AMOUNT
5078639	INGRAM LIBRARY SERVICES	LIBRARY BOOKS	619952	\$468.11
5078641	JOHNSON, REBECCA P.	REIM/BULLETIN BOARD SUPPLIES	606828	\$48.10
5078642	KEENAN & ASSOCIATES	PBM ADMIN FEE-AUG25	619866	\$22,586.00
5078643	KIPP, BEN	PD SPEAKER-CONTENT DAYS	618515	\$598.00
5078645	LARSON, DOUGLAS R.	REIM/PARKING SOL TREE CONF	596967	\$20.00
5078646	LATINOS IN ACTION INC	LIA 25-26 RENEWAL	618262	\$950.00
5078647	LEDESMA, NOELIA	REF/REGISTRATION FEE 2X CHG	618494	\$40.00
5078650	MERCADO, EMILY MARIE	PRESENTER-MUSIC TEACHER PD	618514	\$299.00
5078654	NG, CZELESTE D.	REIM/BULLETIN BOARD BORDERS	616827	\$13.98
5078660	PODURI, SINDHUZAA	REIM/LYFT TRAVEL TO TRAINING	619459	\$13.72
5078661	POST PRESS SERVICES INC	SPIRAL COIL PRINT SUPPLY	617348	\$210.00
5078665	ROBINS, ASHLEY N.	REIM/CONF IN TEXAS HOTEL LYFT	618063	\$161.79
5078666	PACIFICORP	JUL-25	617577	\$277,150.49
5078667	PACIFICORP	JUN-25	617570	\$163,596.28
5078670	SALT LAKE COMMUNITY COLLEGE	SUB TEACHER WORKSHOP	617642	\$196.00
5078671	SCHOLASTIC BOOK CLUBS INC	SCOPE MAGAZINE	611898	\$219.78
5078673	SELECTHEALTH INC	SELECTMED: MED&ADMIN	619863	\$266,478.52
5078676	SORENSEN, JOHN PAUL H.	REIM/FACULTY SODA MACH REFILL	604439	\$139.77
5078677	STAPLES CONTRACT & COMMERCIAL	PLOTTER TONER	617347	\$506.94
5078678	STEPHENS, BRYAN	REIM/FLIGHT FOR AP CONFERENCE	616394	\$448.97
5078689	WILSON, EMILY A.	REIM/HOTEL AVID CONFERENCE	611023	\$1,109.67
5078691	WRIGHT, MICHELE L.	REIM/DOT EXAM FEE	617641	\$58.34
5078693	ANDERSON, ALIESHA	REIM/CONCESSION SUPPLIES	619522	\$49.98
5078694	CERTIFIED SHRED INC	SHREDDING SERVICES	618261	\$145.00
5078695	GARNER, NICHOLAS R.	DANCE WORKSHOP	619520	\$160.00
5078696	DELLY, MATTHEW	DRILL CHOREOGRAPHY	619521	\$2,450.00
5078697	NORTHWEST TEXTBOOK DEPOSITORY	AP PHYCH WORKBOOKS	618236	\$2,558.58
5078698	PACIFIC OFFICE AUTOMATION	COPIER MAINTENANCE	619517	\$212.49
5078699	GIAUQUE DESIGNS	ATHLETIC APPAREL	619515	\$1,750.20
5078700	GIAUQUE DESIGNS	CUSTOM SWEATERS	619516	\$7,776.00
5078701	ALL AMERICAN SPORTS CORP	HELMET REPAIR FTBL	618256	\$509.18
5078702	SAMANTHA LITTLE	PHOTOGRAPHY SERVICES	619519	\$1,275.00
5078703	UTAH VALLEY UNIVERSITY	CHEER STUNT CLINIC	619518	\$880.00
5078704	AFT GRANITE 4429	08/15/25 MONTHLY GEN DED	12391	\$62.23
5078705	GRANITE EDUCATION FOUNDATION	08/15/25 MONTHLY GEN DED	12392	\$1,313.50
5078706	HORACE MANN EDUCATOR'S CORP	08/15/25 MONTHLY GEN DED	12393	\$9,516.38
5078707	SALT LAKE COUNTY FRATERNAL	08/15/25 MONTHLY GEN DED	12390	\$517.50
5078708	UTAH SCHOOL EMPLOYEES ASSN	08/15/25 MONTHLY GEN DED	12389	\$5,849.06
5078709	CALIF STATE DISBURSEMENT UNIT	08/15/25 DEDUCTIONS	12396	\$300.00
5078710	CHILD SUPPORT SERVICES	08/15/25 DEDUCTIONS	12395	\$193.04
5078711	OFFICE OF RECOVERY SERVICES	08/15/25 DEDUCTIONS	12394	\$5,167.29
5078712	CANNON LAW ASSOCIATES	08/15/25 GARNISHMENTS	12397	\$394.74
5078713	KIRK A CULLIMORE	08/15/25 GARNISHMENTS	12398	\$618.58
5078714	JENSEN & SULLIVAN LLC	08/15/25 GARNISHMENTS	12400	\$552.45
5078715	JOHNSON MARK LLC	08/15/25 GARNISHMENTS	12401	\$688.75
5078716	FRANKLIN TOWNSHIP	08/15/25 GARNISHMENTS	12403	\$200.00
5078717	MEADE RECOVERY SERVICES LLC	08/15/25 GARNISHMENTS	12404	\$19.08
5078718	PDQ CHECK EXCHANGE LLC	08/15/25 GARNISHMENTS	12405	\$1,334.41
5078719	OLSON ASSOCIATES PC	08/15/25 GARNISHMENTS	12408	\$271.55
5078720	PRIMUS LAW PC	08/15/25 GARNISHMENTS	12409	\$2,625.93
5078721	UTAH STATE TAX COMMISSION	08/15/25 GARNISHMENTS	12414	\$125.50
5078726	BELL PHOTOGRAPHERS INC	CALENDAR MAGNETS	592930	\$672.00
5078731	QWEST CORPORATION	PRI ISDN AUG	618926	\$287.63
5078732	CES & R	PLOTTER PAPER	617352	\$747.20
5078735	FIRMAGE BOTTLED WATER CORP	WATER RENTAL	616293	\$34.75
5078736	CURLETTO, TAMMY M.	REIM/TUITION STEM COURSES	615383	\$1,000.00

WARRANT #	PAYEE	DESCRIPTION	VOUCHER #	AMOUNT
5078737	CURRICULUM ASSOCIATES LLC	IREADY STUDENT LICENSE	618151	\$1,472.75
5078738	DEX IMAGING LLC	PRINTER REPAIR PART	599823	\$1,321.62
5078739	DOUGLAS, NATALIE S.	REIM/TUITION HB381	617818	\$511.48
5078740	E.T. TECHNOLOGIES INC.	SKYLINE CHEMICAL CLEANUP	609643	\$13,197.00
5078741	EDEN, BRAYDON T.	REIM/SOLUTION TREE PARKING	620002	\$20.00
5078742	EDUCATORSHANDBOOK.COM	BEHAVIOR TRACKING	606688	\$1,596.00
5078744	QUESTAR GAS	AUG 1, 2025	617583	\$26,371.58
5078746	FISHER'S DOCUMENT SYSTEMS INC	PRINTERS FOR SLIDS	598247	\$1,058.00
5078747	GAGON, KRISTIN	REIM/SOLUTION TREE PARKING	616290	\$15.00
5078748	GAITAN CRESPO, DAYRA	REIM/AVID CONF FLIGHT	606689	\$650.33
5078751	GREEN-BOWSER, CYNTHIA	REIM/TUITION STEM COURSE	615386	\$500.00
5078752	HIGH DESERT EQUIPMENT	SERVICE MACHINE	609567	\$1,235.45
5078753	HIGHT, KRISTINA L.	REIM/AVID CONF FLIGHT	606687	\$748.08
5078754	HOLLEY, KIMBERLY A.	REIM/TUITION STEM COURSE	615385	\$1,000.00
5078757	KELLY SPICERS INC	PRINT SHOP SUPPLIES	617351	\$281.62
5078758	KEPPNER, DUSTEN L.	REIM/SOL TREE PARKING	620001	\$20.00
5078762	MARTINEZ, BROOKE L.	REIM/SOL TREE PARKING	620003	\$20.00
5078764	MITCHELL, CAROLINE V.	REIM/TUITION	615389	\$1,243.20
5078766	MOSER PRICE, SYDNEE N.	REIM/STEM COURSES TAKEN USU	615388	\$1,131.13
5078767	NESBITT, NINALYN	REIM/STEM COURSES TAKEN USU	615387	\$1,000.00
5078770	OFFICE DEPOT BUSINESS	WAREHOUSE PAPER	610642	\$120.96
5078773	PAULSON, KATHERINE C.	REIM/STEM COURSES TAKEN UOFU	615380	\$1,000.00
5078774	PERRY INDUSTRIAL INC	FORKLIFT REPAIRS/SERVICE	614074	\$236.88
5078777	POTTS, SAMANTHA J.	REIM/STEM COURSES TAKEN UOFU	615382	\$1,000.00
5078778	PRICE, KELLY A.	REIM/STEM COURSES TAKEN UOFU	615381	\$1,000.00
5078782	PACIFICORP	JUL-25	617581	\$324,109.24
5078785	IHC HEALTH SERVICES INC	DOT PHYSICAL EXAM	617645	\$580.28
5078786	LIGGET, JOY M.	REIM/CLASS SUPPLIES	616292	\$58.36
5078787	LONGHURST, COURTNEY B.	REIM/TRAVEL FOR MATH CONF	615793	\$656.39
5078791	US RX CARE	KPCM PARTIP FEE	619870	\$35,364.20
5078794	SCHOLASTIC INC	MAGAZINE FOR CLROOM	612464	\$1,961.59
5078795	SCOFIELD, AMANDA	REIM/ELEM STEM COURSES	615384	\$1,000.00
5078798	SKYMAIL INTERNATIONAL INC	DISTRICT WIDE MAILINGS	610640	\$196.26
5078800	SUMMIT ENERGY LLC	072522GSD - JULY 2025	617580	\$20,752.49
5078802	TOWER SPORTS	STUDENT TSHIRTS	619157	\$1,257.20
5078803	MOUNTAIN STATES ENTERPRISES	INCENTIVE TOKENS	615265	\$144.00
5078808	VORE, SAMANTHA F.	REIM/FLIGHT FOR AVID CONF	606690	\$694.43
5078811	WEAVER, LINDSEY L.	REIM/SCHOOL SUPPLIES	592483	\$69.11
5078814	BANBURY CROSS MANAGEMENT CO	K DONUTS FOR STUDENTS	618767	\$829.63
5078815	CITY OF ST. GEORGE	SOFTBALL TOURN FEE	618770	\$475.00
5078816	DEX IMAGING LLC	PRINTER TONER	618765	\$752.00
5078817	GIAUQUE DESIGNS	MUSIC COUNCIL SWEATERS	616712	\$1,780.00
5078818	SCHOLASTIC BOOK CLUBS INC	SPED MATH MAGAZINES	618766	\$93.39
5078819	ALPINE SCHOOL DISTRICT	XC MEET FEE	618769	\$175.00
5078820	UHSAA	SKYLINE BASEBALL FEE	615798	\$5,924.00
5078821	AIONO, MOANA	DANCE CO MASTERCLASS	619529	\$300.00
5078822	ARMIJO, SHILO	REIM/STUDENT FOOD	619352	\$202.58
5078823	VARSITY BRANDS HOLDING CO INC	GIRLS TENNIS TANKS	618246	\$427.68
5078824	DALE, NATHAN KAY	PRE-SEASON GAME REFEREE	618267	\$45.00
5078825	EPIC PRODUCTIONS	DRILL PERFORMANCE FEE	616400	\$852.00
5078826	ESTRADA, NICHOLAS CHARLES	PRE-SEASON GAME REFEREE	618266	\$65.00
5078827	FLAMES6 INC.	HUNTER FUNDRAISER CARDS	619353	\$4,715.00
5078828	GRANT, KAREN R.	PRE-SEASON GAME REFEREE	618268	\$45.00
5078829	JOSTENS INC	REGION IV P24QUES	618265	\$558.23
5078830	KELLEY, CHARLOTTE GARDNER	OLYMPUS BALLET INSTRUCTION	619527	\$57.75
5078831	LARSEN, DEVIN DANIELLE	OLYMPUS BALLET INSTRUCTION	619528	\$90.00

WARRANT #	PAYEE	DESCRIPTION	VOUCHER #	AMOUNT
5078832	MOUNT, KIMBERLY A.	DRILL COSTUMES	617038	\$2,035.00
5078833	OFFSIDE APPAREL & PRINT	CUSTOM TSHIRTS	619525	\$702.00
5078834	PTA UTAH CONGRESS	PTSA DUES 24-25	619526	\$10.00
5078835	PAYSON HIGH SCHOOL	COTTONWOOD XC RACE FEE	615150	\$250.00
5078836	GIAUQUE DESIGNS	CUSTOM SWEATERS	617037	\$2,594.00
5078837	ROCKY MOUNTAIN RUNNERCARD	TRACK MEET FEES	618264	\$3,278.90
5078838	ROOTED MEDIA LLC	CTNWOOD G VBALL PHOTOGRAPHY	615303	\$570.00
5078839	UHSAA	HUNTER UHSAA ANNUAL DUES	616399	\$7,384.00
5078840	UHSAA	ESPORTS ACTVTVY FEE	615302	\$60.00
5078841	UHSAA	UHSAA CATASTROPHIC INSURANCE	618260	\$5,809.00
5078843	ADAMS, LINDSAY W.	REIM/PARKING SOLUTION TREE CON	615567	\$20.00
5078844	AIR QUALITY CONSULTING	ENVIRONMENTAL TESTING	609642	\$1,140.47
5078846	BENCH, TRISHA	REIM/PARKING SOLUTION TREE CON	573342	\$15.00
5078847	BINGHAM, KYLER R.	REIM/PARKING SOLUTION TREE CON	606691	\$20.00
5078849	BRUIN, TERESA A.	REIM/PARKING SOLUTION TREE CON	618865	\$20.00
5078853	COOK, REANNA R.	REIM/TRAVEL AVID CONF	606692	\$720.00
5078855	EDUCATORSHANDBOOK.COM	BEHAVIOR REFERRALS	609330	\$798.00
5078858	FLOREZ, DOGAR	REIM/CLASSROOM SUPPLIES	617712	\$67.28
5078871	IHC HEALTH SERVICES INC	DOT PHYSICAL EXAM	617644	\$569.65
5078877	LEHMAN, JENNIFER M.	REIM/STUDENT FOOD	573341	\$42.94
5078889	ROSEVEAR, PATRICIA B.	REIM/PARKING LEARNING SOL	615099	\$20.00
5078890	SCHOLASTIC INC	OLYHS READING MAGAZ	619524	\$549.46
5078892	SMITH, KIERSTEN M.	REIM/CLASS SUPPLIES	611897	\$61.45
5078893	STAPLES CONTRACT & COMMERCIAL	PLOTTER TONER	617355	\$584.34
5078901	GIAUQUE DESIGNS	DEBATE SWEATERS	616713	\$1,344.00
5078902	SUNSTONE POTTERY & SUPPLY INC	POTTERY SUPPLIES	616714	\$2,451.00
5078903	EXPRESS SCRIPTS	08/13-08/19 RX CLAIMS	609185	\$514,345.53
5078904	NATIONAL BENEFIT SERVICES INC	08/12 CLAIMS CP420089	609181	\$46,818.72
5078905	REGENCE BLUE CROSS BLUE SHIELD	SEPT 2025 ADMIN FEES	619871	\$164,036.85
5078906	BLUECROSS BLUESHIELD OF UTAH	08/12-08/18 MEDICAL CLAIMS	609184	\$443,017.03
5078907	SELECT HEALTH	MEDICAL CLAIMS 08/15/25	609182	\$619,725.66
5078908	UTAH RETIREMENT INVESTMENT	RETIREMENT CONTR 8/1-8/14	619025	\$3,974,969.64
5078909	CARTER, VALERIE	REFUND/LUNCH FEES	12415	\$71.51
5078910	GAMARRA, VICTOR	REFUND/LUNCH FEES	12417	\$11.50
5078911	GAYLORD, TRAVIS	REFUND/LUNCH FEES	12418	\$36.70
5078912	GINN, KIANA	REFUND/LUNCH FEES	12420	\$45.50
5078913	KISER, AMBER	REFUND/LUNCH FEES	12421	\$15.00
5078914	KOTTER, GWEN	REFUND/LUNCH FEES	12423	\$29.15
5078915	TORRES, DOMINIK	REFUND/LUNCH FEES	12424	\$50.00
5078916	VANAMEN, APRIL	REFUND/LUNCH FEES	12425	\$17.20
5078917	WARD, KIMBERLEE	REFUND/LUNCH FEES	12427	\$38.25
			Total	\$21,757,834.80

**Granite School District
2025-26 Revenue Report
July 31, 2025**

	Approved Budget	Working Budget	Received Year to Date	Balance	% Received
<u>GENERAL FUND</u>					
<u>Local Revenues:</u>					
Property Taxes	\$ 203,137,085	\$ 203,137,085	\$ 608,426	\$ 202,528,659	0.30%
Fee-in-Lieu Revenue	7,655,928	7,655,928	-	7,655,928	0.00%
Interest Earnings	12,500,000	12,500,000	-	12,500,000	0.00%
Other Local Revenue	12,172,662	13,150,955	173,489	12,977,466	1.32%
Total Local Revenue	235,465,675	236,443,968	781,915	235,662,053	0.33%
<u>State Revenues:</u>					
Regular School Programs	179,332,753	179,332,753	15,024,259	164,308,494	8.38%
Restricted Basic School Programs	94,706,487	96,510,305	7,629,502	88,880,803	7.91%
Related to Basic Program	30,683,935	30,683,935	2,557,576	28,126,359	8.34%
Focused Populations	10,631,415	11,107,976	-	11,107,976	0.00%
Educator Supports	55,273,056	55,273,056	5,182,035	50,091,021	9.38%
Statewide Initiatives	44,487,022	44,561,565	8,769,666	35,791,899	19.68%
Local Guarantee Programs	20,558,367	20,558,367	1,713,197	18,845,170	8.33%
Non-MSP	6,000,517	6,461,487	42,000	6,419,487	0.65%
Non-USBE State Sources	4,484,585	4,671,602	-	4,671,602	0.00%
Total State Revenue	446,158,137	449,161,046	40,918,235	408,242,811	9.11%
<u>Federal Revenue:</u>					
Federal Revenue	44,328,068	46,997,349	-	46,997,349	0.00%
Total Federal Revenue	44,328,068	46,997,349	-	46,997,349	0.00%
Total Revenue General Fund	\$ 725,951,880	\$ 732,602,363	\$ 41,700,150	\$ 690,902,213	5.69%
<u>DISTRICT ACTIVITY FUND</u>					
<u>Local Revenue:</u>					
Student Fees	\$ 4,806,639	\$ 4,806,639	\$ 16,384	\$ 4,790,255	0.34%
Student Fundraising	3,500,000	3,500,000	9,556	3,490,444	0.27%
Other Local Revenue	4,285,000	4,285,000	133,905	4,151,095	3.12%
Total Revenue - District Activity	\$ 12,591,639	\$ 12,591,639	\$ 159,845	\$ 12,431,794	1.27%
<u>INCREMENTAL TAX FUND</u>					
<u>Local Revenue:</u>					
Property Taxes - Charter Levy	\$ 6,500,000	\$ 6,500,000	\$ -	\$ 6,500,000	0.00%
Property Taxes - CDRA Increment	16,500,000	16,500,000	-	16,500,000	0.00%
Total Revenue - Incremental Tax	\$ 23,000,000	\$ 23,000,000	\$ -	\$ 23,000,000	0.00%

**Granite School District
2025-26 Revenue Report
July 31, 2025**

	Approved Budget	Working Budget	Received Year to Date	Balance	% Received
<u>GRANITE EDUCATION FOUNDATION</u>					
<u>Local Revenue:</u>					
Interest Earnings	\$ 167,500	\$ 167,500	\$ -	\$ 167,500	0.00%
Donations	1,726,000	1,726,000	-	1,726,000	0.00%
Total Revenue - Granite Ed Found	<u>\$ 1,893,500</u>	<u>\$ 1,893,500</u>	<u>\$ -</u>	<u>\$ 1,893,500</u>	<u>0.00%</u>
<u>CAPITAL OUTLAY FUND</u>					
<u>Revenue:</u>					
Property Taxes	\$ 84,821,966	\$ 84,821,966	\$ 242,430	\$ 84,579,536	0.29%
Interest Earnings	2,000,000	2,000,000	(10,846)	2,010,846	-0.54%
Other Local Revenue	460,299	460,299	1,508	458,791	0.33%
State Revenue	6,516,916	6,516,916	-	6,516,916	0.00%
Total Revenue - Capital Outlay	<u>\$ 93,799,181</u>	<u>\$ 93,799,181</u>	<u>\$ 233,092</u>	<u>\$ 93,566,089</u>	<u>0.25%</u>
<u>DEBT SERVICE FUND</u>					
<u>Revenue:</u>					
Property Taxes	\$ 33,521,320	\$ 33,521,320	\$ 99,418	\$ 33,421,902	0.30%
Fee-in-Lieu Revenue	1,263,368	1,263,368	-	1,263,368	0.00%
Interest Earnings	400,000	400,000	-	400,000	0.00%
Total Local Revenue	<u>35,184,688</u>	<u>35,184,688</u>	<u>99,418</u>	<u>35,085,270</u>	<u>0.28%</u>
Total Revenue - Debt Service	<u>\$ 35,184,688</u>	<u>\$ 35,184,688</u>	<u>\$ 99,418</u>	<u>\$ 35,085,270</u>	<u>0.28%</u>

**Granite School District
2025-26 Revenue Report
July 31, 2025**

	Approved Budget	Working Budget	Received Year to Date	Balance	% Received
<u>SCHOOL LUNCH FUND</u>					
<u>Local Revenue:</u>					
Interest Earnings	\$ 900,000	\$ 900,000	\$ -	\$ 900,000	0.00%
Sales to Students	2,500,000	2,500,000	(211)	2,500,211	-0.01%
Sales to Adults	143,240	143,240	-	143,240	0.00%
Other Local Revenue	280,000	280,000	7,248	272,752	2.59%
Total Local Revenue	3,823,240	3,823,240	7,037	3,816,203	0.18%
<u>State Revenue:</u>					
State School Lunch Revenue	4,500,000	4,500,000	-	4,500,000	0.00%
Total State Revenue	4,500,000	4,500,000	-	4,500,000	0.00%
<u>Federal Revenue:</u>					
Federal Revenue	21,275,168	21,275,168	-	21,275,168	0.00%
Total Federal Revenue	21,275,168	21,275,168	-	21,275,168	0.00%
Total Revenue - School Lunch Fund	\$ 29,598,408	\$ 29,598,408	\$ 7,037	\$ 29,591,371	0.02%

PRINTING AND GRAPHICS SERVICE FUND

<u>Local Revenue:</u>					
Interest Earnings	\$ 2,500	\$ 2,500	\$ -	\$ 2,500	0.00%
Printing Revenue	720,000	720,000	44,139	675,861	6.13%
Total Revenue - Print & Graphics Fd	\$ 722,500	\$ 722,500	\$ 44,139	\$ 678,361	6.11%

EMPLOYEE BENEFITS SELF-INSURANCE FUND

<u>Local Revenue:</u>					
Interest Earnings	\$ 750,000	\$ 750,000	\$ -	\$ 750,000	0.00%
Medical Premiums	82,040,631	82,040,631	2,772,681	79,267,950	3.38%
Unemploy & Work Comp Premiums	2,468,893	2,468,893	44,750	2,424,143	1.81%
Other Local Revenue	125,000	125,000	23,864	101,136	19.09%
Total Revenue - Self-Insurance Fund	\$ 85,384,524	\$ 85,384,524	\$ 2,841,295	\$ 82,543,229	3.33%

Changes to approved revenue budgets in July (General Fund):

- Added local, state, and federal grants that were not previously budgeted
- Updated CTE Program state funding carryover to reflect amounts unspent in FY25

**Granite School District
2024-25 Expenditure Report
July 31, 2025**

	Approved Budget	Working Budget	Expended Year to Date	Balance	% Expended
<u>GENERAL FUND</u>					
<u>Salaries:</u>					
District Administrative Salaries	\$ 10,002,751	\$ 10,166,366	\$ 1,038,814	\$ 9,127,552	10.22%
School Administrative Salaries	25,248,169	25,253,060	1,950,758	23,302,302	7.72%
Teachers & Substitutes	270,609,858	272,209,574	1,431,175	270,778,399	0.53%
Other Certificated Salaries	36,447,322	36,560,322	16,531	36,543,791	0.05%
Office Salaries	19,826,463	19,846,726	750,810	19,095,916	3.78%
Para-Professional Salaries	33,268,702	33,650,032	73,877	33,576,155	0.22%
Student Transportation Salaries	8,437,756	8,437,756	139,872	8,297,884	1.66%
Operation & Maintenance Salaries	37,468,080	37,453,080	2,822,531	34,630,549	7.54%
Other Salaries	6,371,061	6,371,061	325,064	6,045,997	5.10%
Total Salaries	447,680,162	449,947,977	8,549,432	441,398,545	1.90%
<u>Employee Benefits:</u>					
State Retirement	86,110,970	86,562,113	1,747,089	84,815,024	2.02%
Social Security	34,132,212	34,302,945	634,243	33,668,702	1.85%
Health Insurance	68,605,200	68,777,930	1,065,876	67,712,054	1.55%
Other Employee Benefits	9,289,753	9,543,497	192,847	9,350,650	2.02%
Total Benefits	198,138,135	199,186,485	3,640,055	195,546,430	1.83%
<u>Purchased Services:</u>					
Purchased Technical Services	10,827,593	11,232,867	273,463	10,959,404	2.43%
Purchased Property Services	7,878,091	7,902,883	28,292	7,874,591	0.36%
Liability & Property Insurance	3,178,196	3,178,196	34,055	3,144,141	1.07%
Telephone	1,035,911	1,056,411	41,352	1,015,059	3.91%
Other Purchased Services	2,693,620	2,811,628	48,647	2,762,981	1.73%
Total Purchased Services	25,613,411	26,181,985	425,809	25,756,176	1.63%
<u>Supplies & Equipment:</u>					
Supplies	12,562,659	14,221,942	91,471	14,130,471	0.64%
Motor Fuel	1,905,450	1,905,450	-	1,905,450	0.00%
Natural Gas	5,281,430	5,281,430	83,989	5,197,441	1.59%
Electricity	11,852,375	11,852,375	1,061,829	10,790,546	8.96%
Textbooks	6,138,061	6,796,727	1,339,660	5,457,067	19.71%
Library Books	198,477	198,477	-	198,477	0.00%
Supplies - Technology Related	10,942,170	13,015,075	2,010,731	11,004,344	15.45%
Supplies - Maintenance & Custodial	4,631,891	4,650,513	223,678	4,426,835	4.81%
Equipment	142,722	375,263	156,784	218,479	41.78%
Total Supplies & Equipment	53,655,235	58,297,252	4,968,142	53,329,110	8.52%
<u>Other:</u>					
Other Expenditures	255,908	255,908	20,531	235,377	8.02%
Total Property and Other	255,908	255,908	20,531	235,377	8.02%
Total Expenditures - General Fund	\$ 725,342,851	\$ 733,869,607	\$ 17,603,969	\$ 716,265,638	2.40%

8% of the fiscal year has been completed

0% of the traditional school calendar has been completed

0% of most school employee contracts have been paid

**Granite School District
2024-25 Expenditure Report
July 31, 2025**

	Approved Budget	Working Budget	Expended Year to Date	Balance	% Expended
<u>DISTRICT ACTIVITY FUND</u>					
Salaries	\$ 1,536,629	\$ 1,536,629	\$ 29,501	\$ 1,507,128	1.92%
Benefits	329,741	329,741	4,604	325,137	1.40%
Professional Services	4,711,000	4,711,000	187,405	4,523,595	3.98%
Property Services	572,000	572,000	8,320	563,680	1.45%
Other Purchased Services	5,828,600	5,828,600	102,869	5,725,731	1.76%
Supplies	6,907,000	6,907,000	228,922	6,678,078	3.31%
Equipment	85,000	85,000	-	85,000	0.00%
Other Expenditures	601,800	601,800	6,327	595,473	1.05%
Total Expenditures - District Activity	<u>\$ 20,571,770</u>	<u>\$ 20,571,770</u>	<u>\$ 567,948</u>	<u>\$ 20,003,822</u>	<u>2.76%</u>
<u>INCREMENTAL TAX FUND</u>					
Taxes Remitted to Other Agencies	23,000,000	23,000,000	-	23,000,000	0.00%
Total Expenditures - Incremental Tax	<u>\$ 23,000,000</u>	<u>\$ 23,000,000</u>	<u>\$ -</u>	<u>\$ 23,000,000</u>	<u>0.00%</u>
<u>GRANITE EDUCATION FOUNDATION</u>					
Salaries	\$ 529,501	\$ 529,501	\$ 37,380	\$ 492,121	7.06%
Benefits	229,489	229,489	16,836	212,653	7.34%
Contracted Services	183,636	183,636	296	183,340	0.16%
Supplies	778,193	778,193	189	778,004	0.02%
Equipment	8,471	8,471	-	8,471	0.00%
Other expenditures	795,000	795,000	-	795,000	0.00%
Total Expenditures - GEF	<u>\$ 2,524,290</u>	<u>\$ 2,524,290</u>	<u>\$ 54,701</u>	<u>\$ 2,469,589</u>	<u>2.17%</u>
<u>CAPITAL OUTLAY FUND:</u>					
Salaries	\$ 74,250	\$ 74,250	\$ 4,592	\$ 69,658	6.18%
Benefits	22,899	22,899	722	22,177	3.15%
Purchased Services	10,392,472	6,386,376	647,758	5,738,618	10.14%
Construction Services	68,320,442	77,630,416	278,011	77,352,405	0.36%
Hard Surfacing	500,000	500,000	-	500,000	0.00%
Playgrounds	500,000	500,000	-	500,000	0.00%
Landscaping	1,375,000	1,828,496	-	1,828,496	0.00%
Re-roofing	500,000	500,000	-	500,000	0.00%
Relocatables	600,000	600,000	-	600,000	0.00%
Mechanical Systems	591,864	591,864	21,317	570,547	3.60%
Electrical Systems	366,000	366,000	-	366,000	0.00%
Remodeling	3,000,000	3,000,000	-	3,000,000	0.00%
Other Purchased Property Services	1,017,188	1,043,711	82,704	961,007	7.92%
Supplies	13,194,736	16,808,931	1,057,663	15,751,268	6.29%
Site Purchases	1,500,000	1,500,000	-	1,500,000	0.00%
Equipment	330,000	752,346	-	752,346	0.00%
School Buses	2,000,000	2,000,000	1,872,000	128,000	93.60%
Non-Bus Vehicles	829,567	829,567	-	829,567	0.00%
Total Expenditures - Cap Outlay Fd	<u>\$ 105,114,418</u>	<u>\$ 114,934,856</u>	<u>\$ 3,964,767</u>	<u>\$ 110,970,089</u>	<u>3.45%</u>

8% of the fiscal year has been completed
0% of the traditional school calendar has been completed
0% of most school employee contracts have been paid

**Granite School District
2024-25 Expenditure Report
July 31, 2025**

	Approved Budget	Working Budget	Expended Year to Date	Balance	% Expended
<u>DEBT SERVICE FUND:</u>					
Paying Agent Fees	10,000	10,000	-	10,000	0.00%
Interest Payments	\$ 7,875,456	\$ 7,875,456	\$ -	\$ 7,875,456	0.00%
Principal Payments	25,675,000	25,675,000	-	25,675,000	0.00%
Total Expenditures - Debt Service	<u>\$ 33,560,456</u>	<u>\$ 33,560,456</u>	<u>\$ -</u>	<u>\$ 33,560,456</u>	<u>0.00%</u>
<u>SCHOOL LUNCH FUND</u>					
Salaries	\$ 14,137,425	\$ 14,137,425	\$ 270,099	\$ 13,867,326	1.91%
Benefits	4,748,975	4,748,975	117,797	4,631,178	2.48%
Purchased Services	857,775	857,775	98,536	759,239	11.49%
Supplies	1,400,900	1,400,900	41,152	1,359,748	2.94%
Food	15,817,000	15,817,000	57,620	15,759,380	0.36%
Equipment	225,000	225,000	-	225,000	0.00%
Non-Bus Vehicles	100,000	100,000	-	100,000	0.00%
Indirect Costs to M & O Fund	3,645,959	3,645,959	-	3,645,959	0.00%
Total Expenditures - School Lunch Fd	<u>\$ 40,933,034</u>	<u>\$ 40,933,034</u>	<u>\$ 585,204</u>	<u>\$ 40,347,830</u>	<u>1.43%</u>
<u>PRINTING AND GRAPHICS SERVICE FUND</u>					
Salaries	\$ 348,654	\$ 348,654	\$ 23,895	\$ 324,759	6.85%
Benefits	168,765	168,765	11,309	157,456	6.70%
Purchased Services	123,550	123,550	600	122,950	0.49%
Supplies	125,000	125,000	10,546	114,454	8.44%
Depreciation	106,090	106,090	-	106,090	0.00%
Total Expenditures - Print Service Fd	<u>\$ 872,059</u>	<u>\$ 872,059</u>	<u>\$ 46,350</u>	<u>\$ 825,709</u>	<u>5.32%</u>
<u>EMPLOYEE BENEFITS SELF-INSURANCE FUND</u>					
Salaries	\$ 286,578	\$ 286,578	\$ 23,617	\$ 262,961	8.24%
Benefits	112,605	112,605	19,334	93,271	17.17%
Medical Claims	76,683,227	76,683,227	3,473,894	73,209,333	4.53%
Medical Administration	4,830,297	4,830,297	305,778	4,524,519	6.33%
Medical Reinsurance	2,190,750	2,190,750	164,313	2,026,437	7.50%
Workers' Compensation Claims	1,151,433	1,151,433	15,484	1,135,949	1.34%
Unemployment Claims	200,000	200,000	14,078	185,922	7.04%
Contracted Services	3,462,350	3,462,350	-	3,462,350	0.00%
Supplies	12,384	12,384	-	12,384	0.00%
Total Expenditures - Self-Insurance	<u>\$ 88,929,624</u>	<u>\$ 88,929,624</u>	<u>\$ 4,016,498</u>	<u>\$ 84,913,126</u>	<u>4.52%</u>

Changes to approved expenditure budgets in July (General Fund):

- Added local, state, and federal grants that were not previously budgeted
- Updated CTE Program state carryover to reflect amounts unspent in FY25

Changes to approved expenditure budgets in July (Capital Outlay Fund):

- Budgeted for expenditures on school rebuilds not paid in FY25 (that were originally planned to be paid in FY25)

8% of the fiscal year has been completed
0% of the traditional school calendar has been completed
0% of most school employee contracts have been paid

SB173 - Teacher Merit Award Pay Pilot



What is SB173?

- Officially titled *Excellence in Education and Leadership Supplement Program*
- Established during the 2024 Utah Legislative Session
- A state-funded, voluntary five-year pilot (2024–2029)
- Administered by the Center for the School of the Future at USU



Purpose of the Program

- Identify and reward the top 25% of teachers statewide
- Incentivize high-performing teachers to remain in or transfer to high-poverty schools
- Retain effective educators and support student achievement through teacher excellence



Timeline

- **Dec 2024:** Participation announced - **Completed**
- **Jan–June 2025:** TMA system development (committee, criteria, training) - **Completed**
- **July 2025–May 2026:** Full system implementation
- **Aug 2026:** Submit teacher candidates
- **Oct 2026:** First awards issued



Required Evaluation Criteria

Each LEA system must include:

- **Student growth or achievement (55–75%)** – *Granite has selected 75%*
- **Professional evaluations (5–20%)** - *Granite has selected 20%*
- **Parent or student surveys (2–5%)** - *Granite has selected "student surveys" at 5%*
- **Optional: Collaboration, portfolios, etc. (0–20%)** - *Granite has opted not to include this measure*



Eligibility Criteria

- Licensed teachers with active classroom assignments (K–12)
- Teachers from tested subject areas are eligible
- Local Education Agencies (LEAs) design and implement identification systems in accordance with CSF guidelines





Award Structure

- Based on teacher ranking across three performance tiers:
 - **Top 5% – \$10,000** (\$20,000 in high-poverty schools)
 - **Top 6–10% – \$5,000** (\$10,000 in high-poverty schools)
 - **Top 11–25% – \$2,000** (\$4,000 in high-poverty schools)



Opportunities

- Incentivizes retention of high-performing teachers
- Encourages movement to high-poverty schools
- Promotes data-informed evaluation practices
- Aligns with efforts to elevate teacher pay and professionalism

Why Granite is Participating

- Direction from Superintendent to proactively engage in the pilot
- Opportunity to help shape the implementation through early participation
- Commitment to retain top educators and explore all avenues of teacher recognition



Questions & Discussion





Superintendent Benjamin Horsley

385-646-4523
FAX 385-646-4207

August 28, 2025

President Nicole McDermott
Board of Education of Granite School District
2500 South State Street
Salt Lake City, Utah 84115

SUBJECT: Planning & Boundaries - Boundary Study Update

Dear President McDermott,

As an action item at the September 2, 2025, Board of Education meeting, Steve Hogan, Director of Planning and Boundaries will present an update on the Area 5 Study. Part of this update will include a narrowing of focus on which schools or areas will remain under study, up to and including boundary changes and potential school closures.

These items will include a presentation, discussion, and a motion to direct publication of two future meetings/hearings per state law as part of this boundary consideration.

Respectfully,

Benjamin Horsley

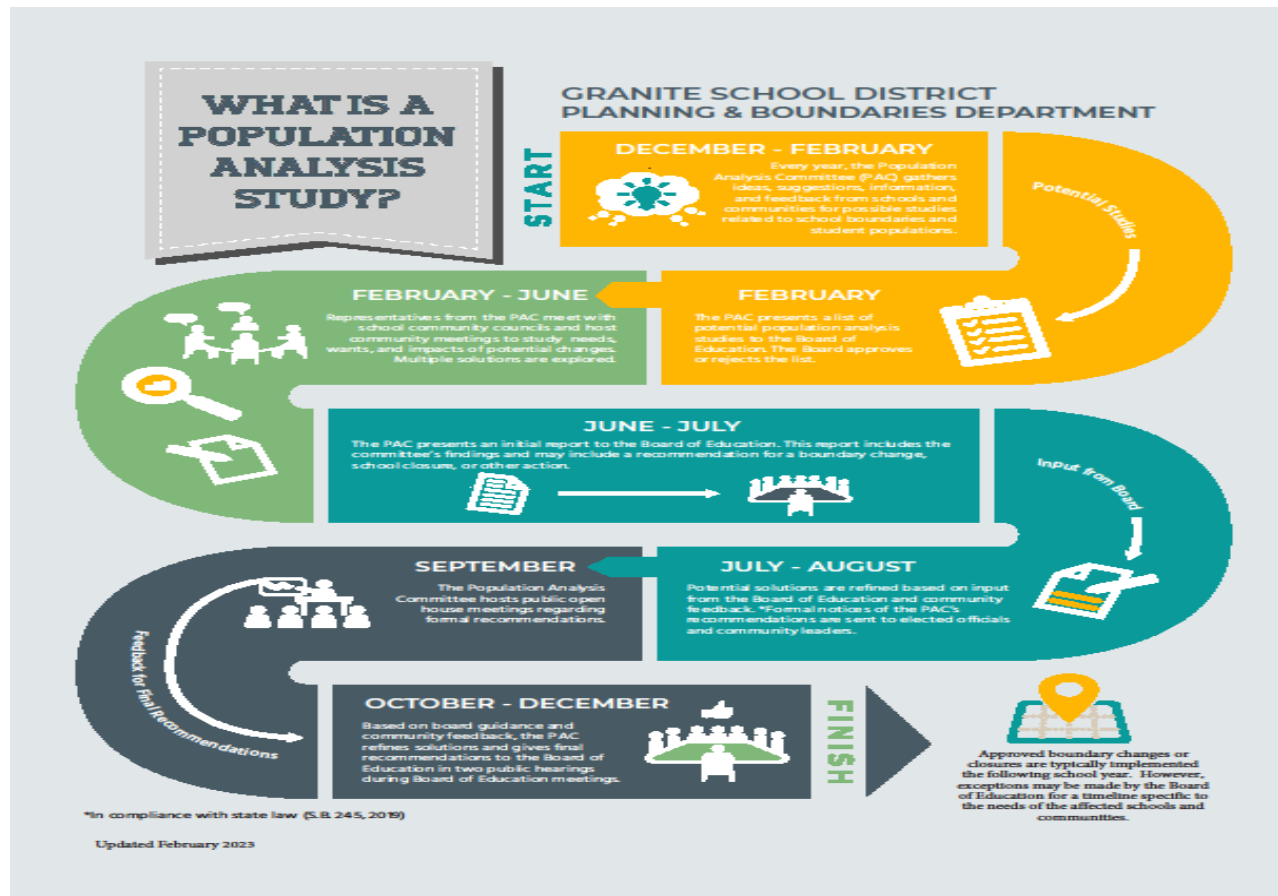
sb

Granite School District
Elementary
Boundary and Closure Study
Area 5

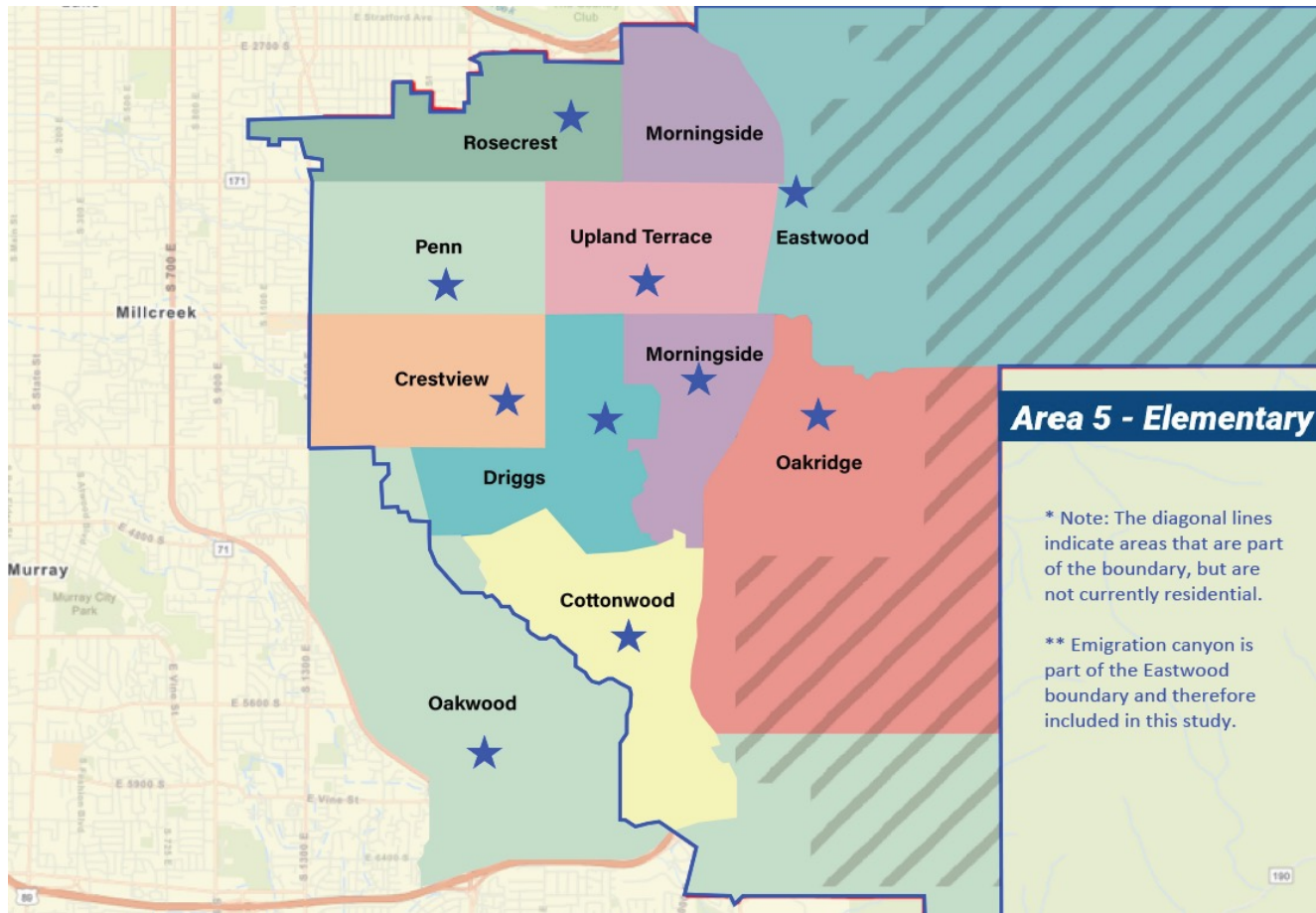
September 2, 2025



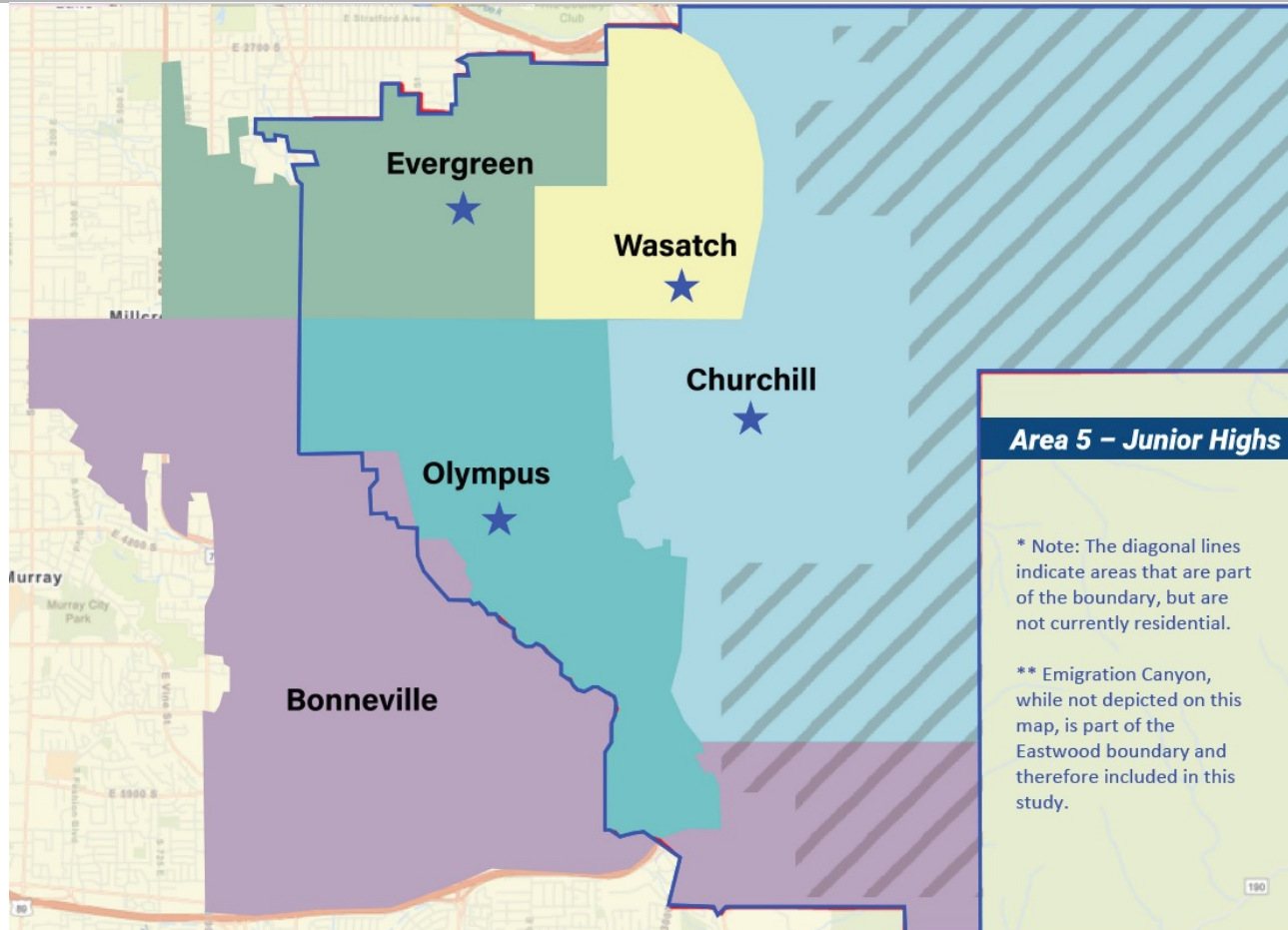
The GSD Study Process



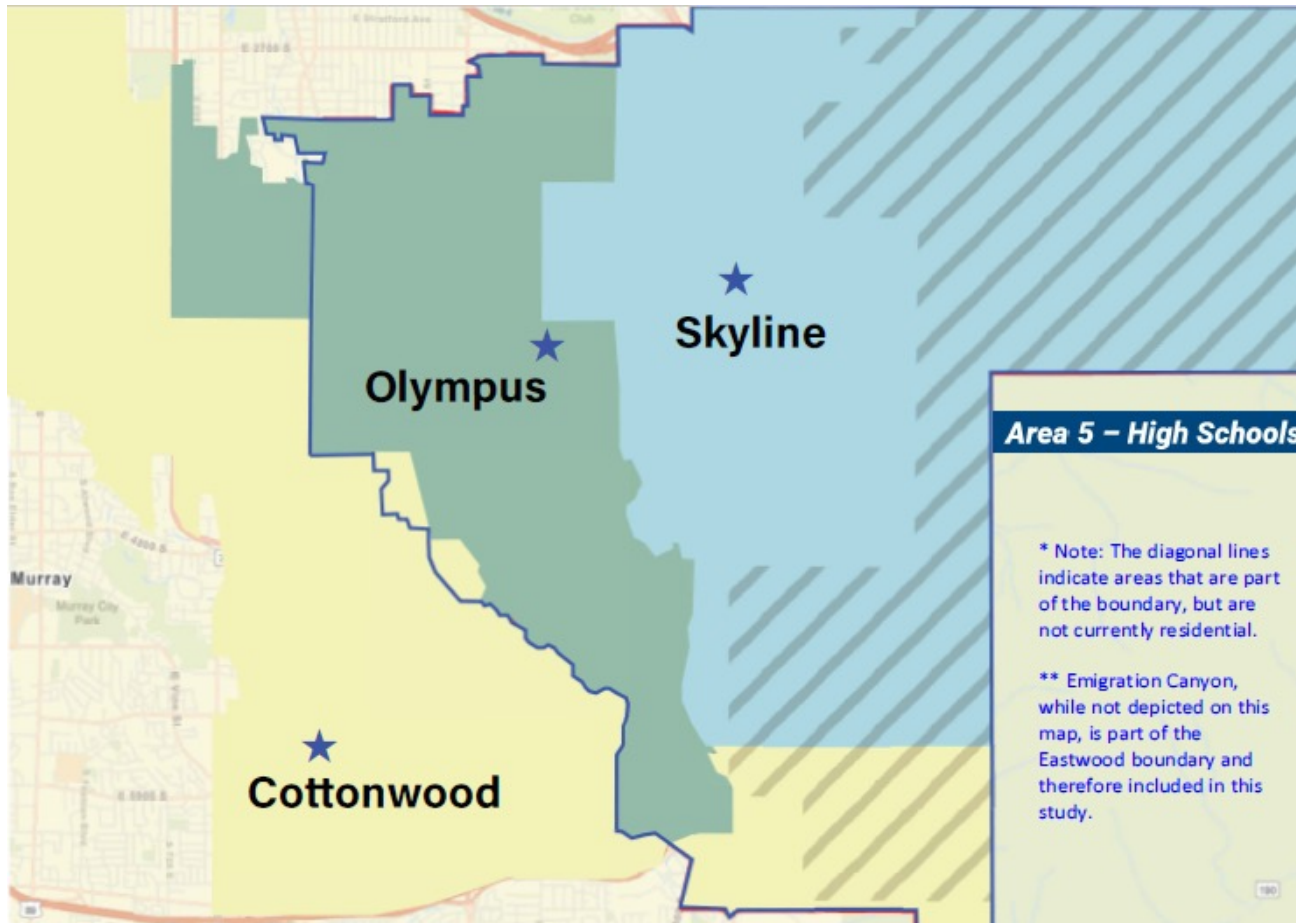
Area 5 - Elementary



Area 5 – Junior Highs



Area 5 – High Schools



Highlights of Patron Outreach Efforts

- Board approval and notice to communities in February 2025
- Mass email/texts and postcards to advertise public meetings
- Staff-only meeting
- All SCC's open house
- Posters and yard signs at all schools to advertise the study
- March 19th & 26th community meetings at Skyline & Olympus
- SL County Council, Emigration City, Holladay City and Millcreek City Q&A
- Multiple SCC and small group meetings
- 5 Joint SCC Subcommittee Meetings
- Mount Olympus Community Council Q&A
- Superintendent Town Hall at Wasatch Jr
- Numerous follow up emails, phone calls and meetings with patrons
- All meeting video recordings are posted to GSD Area 5 boundary study website
- Over 1,000 individual pieces of feedback

Factors Considered in a Boundary Change or Closure

Include, but not limited to:

- ❖ **Current and Future Enrollment**
- ❖ **School Programs and their Impacts**
- ❖ **Facility Condition (FCI)**
- ❖ **Contiguous Boundaries**
- ❖ **Transportation**
- ❖ **Safest Walking Routes**
- ❖ **Efficiency of District Resources and Fiscal Considerations**
- ❖ **Other Factors Unique to the Study Area**



School Utilization

2024-2025

School	~Capacity	# of Students Living in the Boundary	Utilization % for In-Boundary Population Only
Cottonwood	550	271	49%
Crestview	600	525	86%
Driggs	700	438	63%
Eastwood	500	171	34%
Morningside	650	309	48%
Oakridge	575	237	41%
Oakwood	700	470	67%
Penn	650	346	53%
Rosecrest	500	330	66%
Upland Terrace	700	406	58%



School Utilization

School	~Capacity	2024-2025		2024-2025	
		# of Students Living in the Boundary	Utilization % for In-Boundary Population Only	# of Students Living in Boundary AND Attending the School	Utilization % for Students Living in Boundary AND Attending the School
Cottonwood	550	271	49%	233	42%
Crestview	600	525	88%	430	72%
Driggs	700	438	63%	341	49%
Eastwood	500	171	34%	125	25%
Morningside	650	309	48%	189	29%
Oakridge	575	237	41%	181	31%
Oakwood	700	470	67%	329	47%
Penn	650	346	53%	273	42%
Rosecrest	500	330	66%	237	47%
Upland Terrace	700	406	58%	322	46%



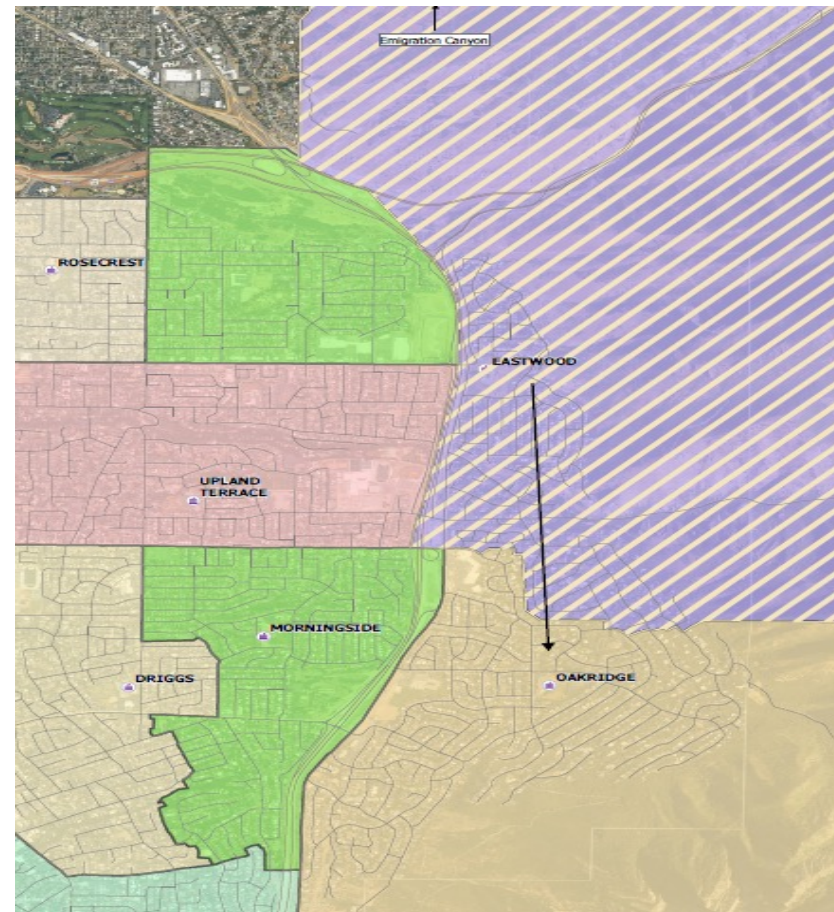
School Utilization

School	~Capacity	2024-2025		2024-2025		2024-2025	
		# of Students Living in the Boundary	Utilization % for In-Boundary Population Only	# of Students Living in Boundary AND Attending the School	Utilization % for Students Living in Boundary AND Attending the School	Total Regular ED Students Attending	Current Utilization % Attending
Cottonwood	550	271	49%	233	42%	340	62%
Crestview	600	525	88%	430	72%	460	77%
Driggs	700	438	63%	341	49%	440	63%
Eastwood	500	171	34%	125	25%	270	54%
Morningside	650	309	48%	189	29%	565	87%
Oakridge	575	237	41%	181	31%	270	47%
Oakwood	700	470	67%	329	47%	510	73%
Penn	650	346	53%	273	42%	615	95%
Rosecrest	500	330	66%	237	47%	296	59%
Upland Terrace	700	406	58%	322	46%	400	57%



Proposed Eastwood Closure

- **Boundaries would be combined**
- **Oakridge is more centrally located in the combined boundary**
- **Closer to Churchill, which enhances vertical articulation(PLC's and IB)**
- **Larger building capacity at Oakridge (+100)**
- **Pick-up and drop-off more of a challenge at Eastwood as enrollment is increased**
- **Lack of ADA access in Eastwood Cafeteria**

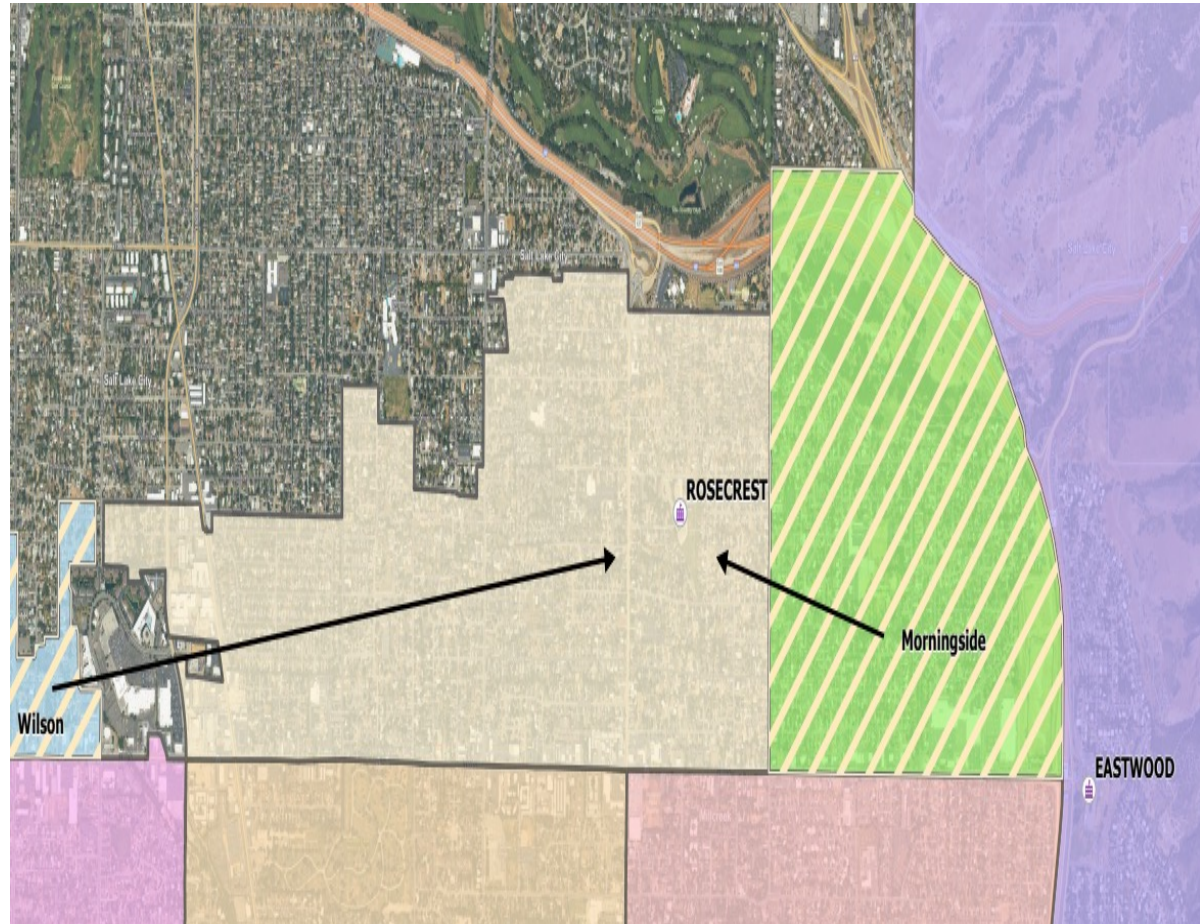


International Baccalaureate – EYP and MYP



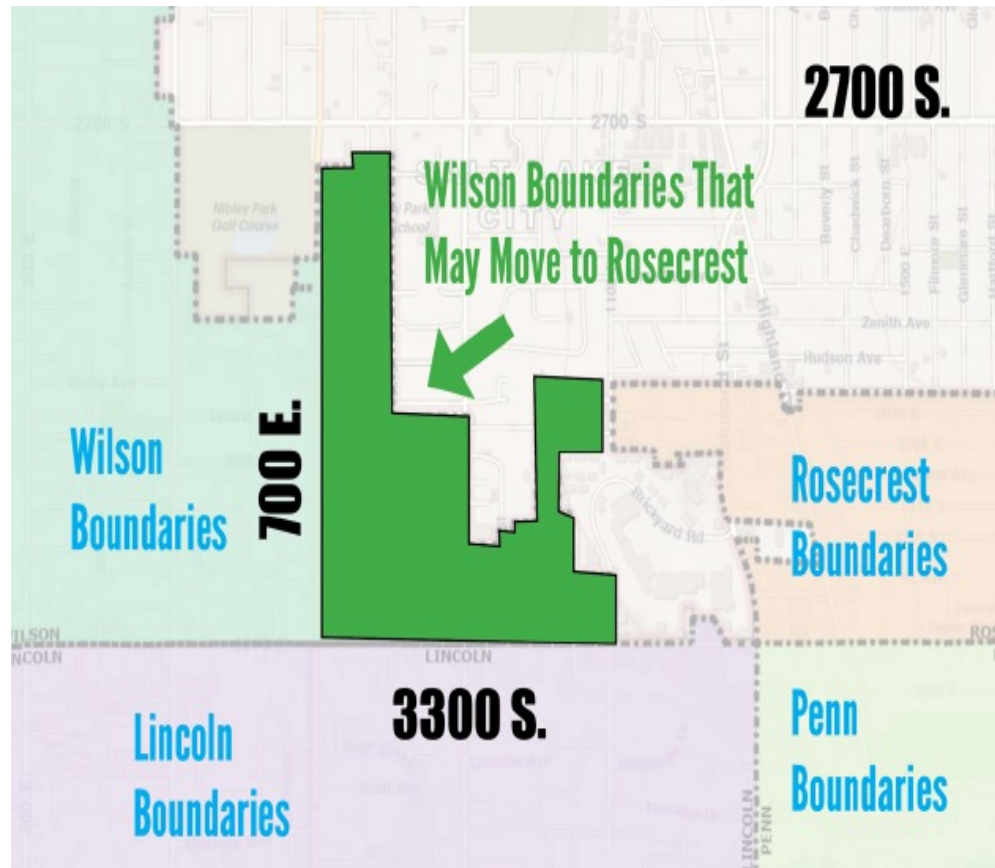
Boundary Changes to Rosecrest

- **Makes geographic sense for the non-contiguous portion of Morningside and increases Rosecrest by ~40 students**
- **Wilson boundary - creates a clean feeder to Evergreen and Olympus and also adds another ~15-20 students to Rosecrest**



Boundary Changes to Rosecrest

- Zoomed in view of Wilson Area



Specialized Emphasis School

Integrated Arts

Retains fundamentals of a traditional School but integrates drama, music, visual and performing arts across the curriculum



Creative Learning/Arts Integration Focus

Why Arts Integration at Rosecrest?

Natural Fit: Teachers say it's a "natural fit" for the school, which already has built a strong tradition in creative learning across the curriculum and art forms

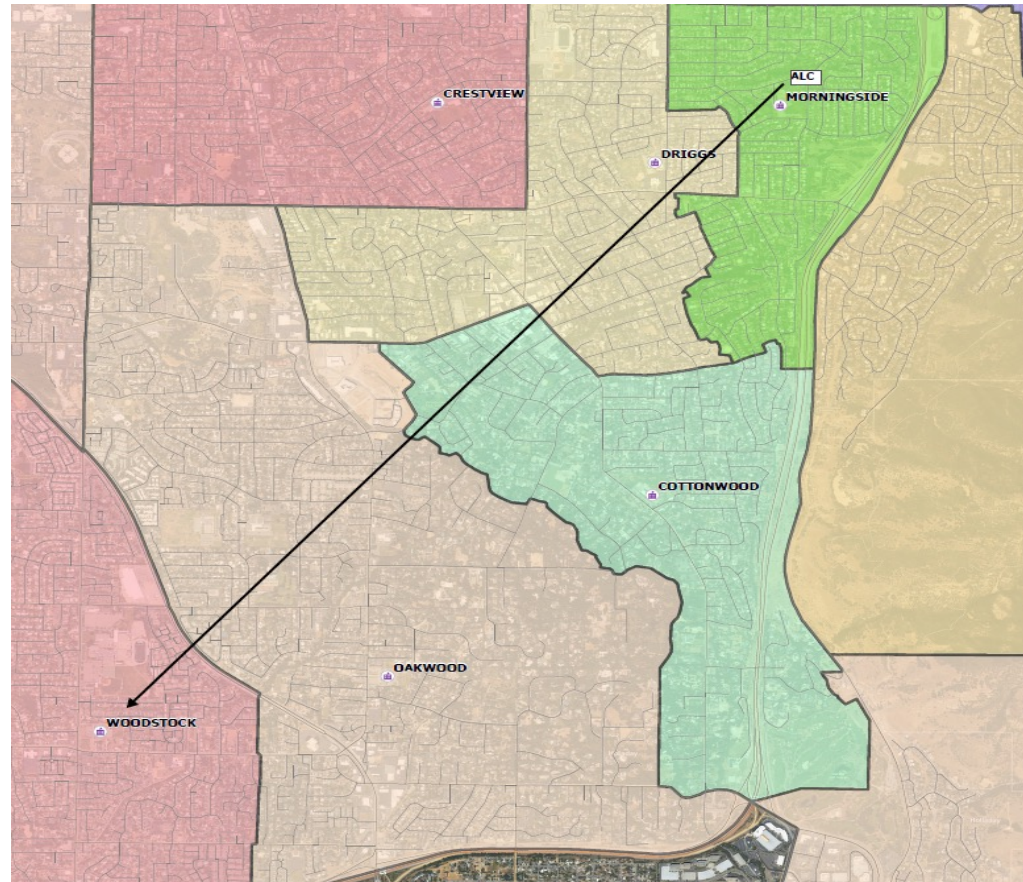
Maintains Traditional Core Learning Focus: Maintains the school community's focus on learning while enriching it with arts opportunities

Attracts Families wanting Enhanced Creative Arts: Families who reside in the community or neighboring communities say they want this and seek out schools that have it



Consolidation of ALC (Gifted)

- The PAC is recommending the consolidation of east side ALC'S into one school - Woodstock
- Woodstock may see an increase in ALC students for 1-2 years.



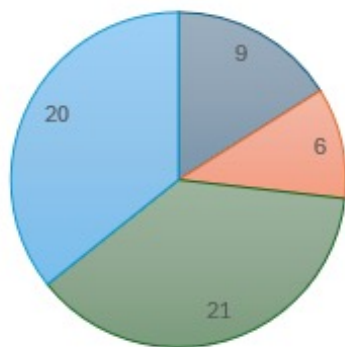
Why Consolidate ALC?

Approximately 75% of Granite elementary students are served by 2 ALC schools - Fox Hills and West Valley.

The remaining 25% are also served by 2 ALC schools - Woodstock and Morningside.



ALC (Gifted) feeder School Comparisons



■ Morningside ■ Woodstock ■ Fox Hills ■ West Valley

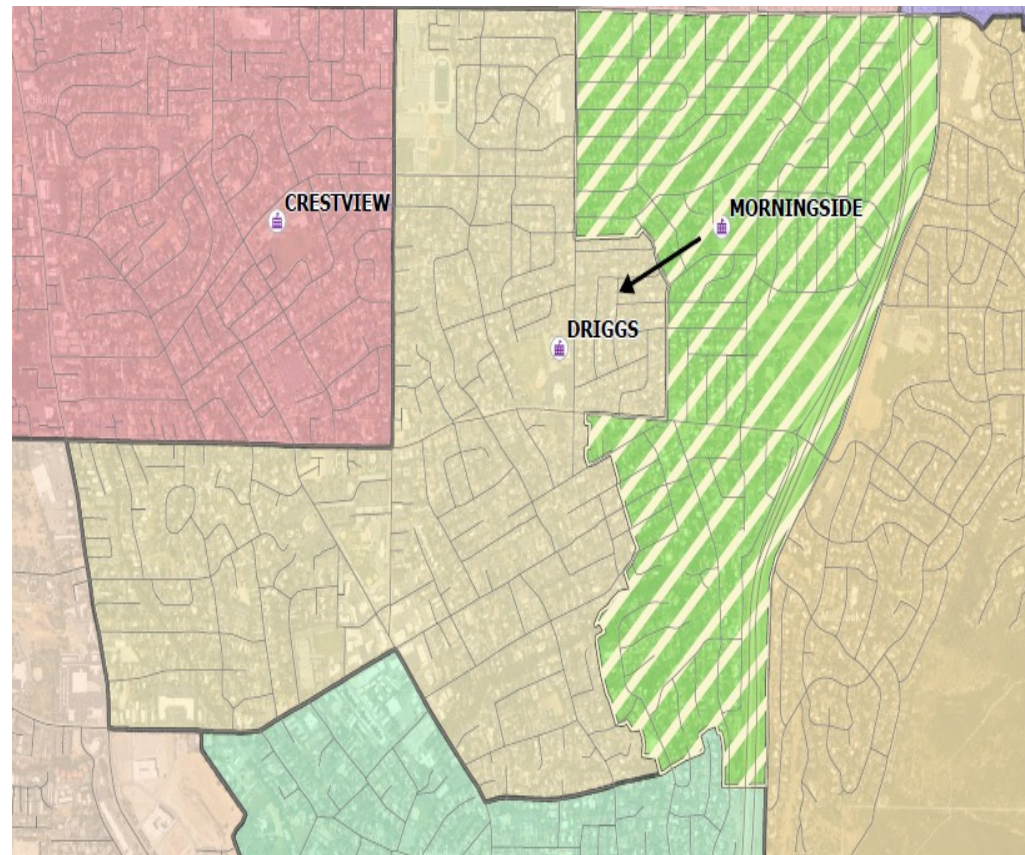
Number of Schools Feeding to Each ALC

ALC	# Schools
Morningside	9
Woodstock	6
Fox Hills	21
West Valley	20



Morningside Closure

- All Morningside students from this area would become boundaried to Driggs Elementary
- Driggs would become a split feeder. No Jr High boundaries change.

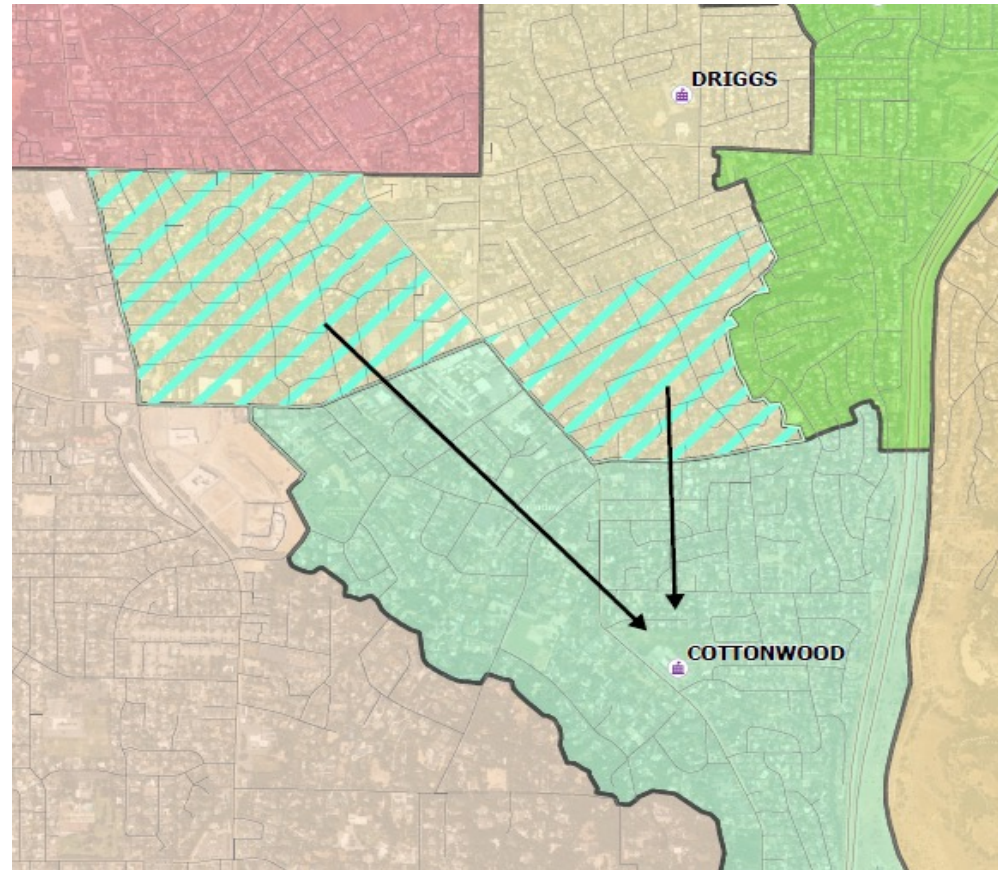


Driggs to Cottonwood Boundary Change

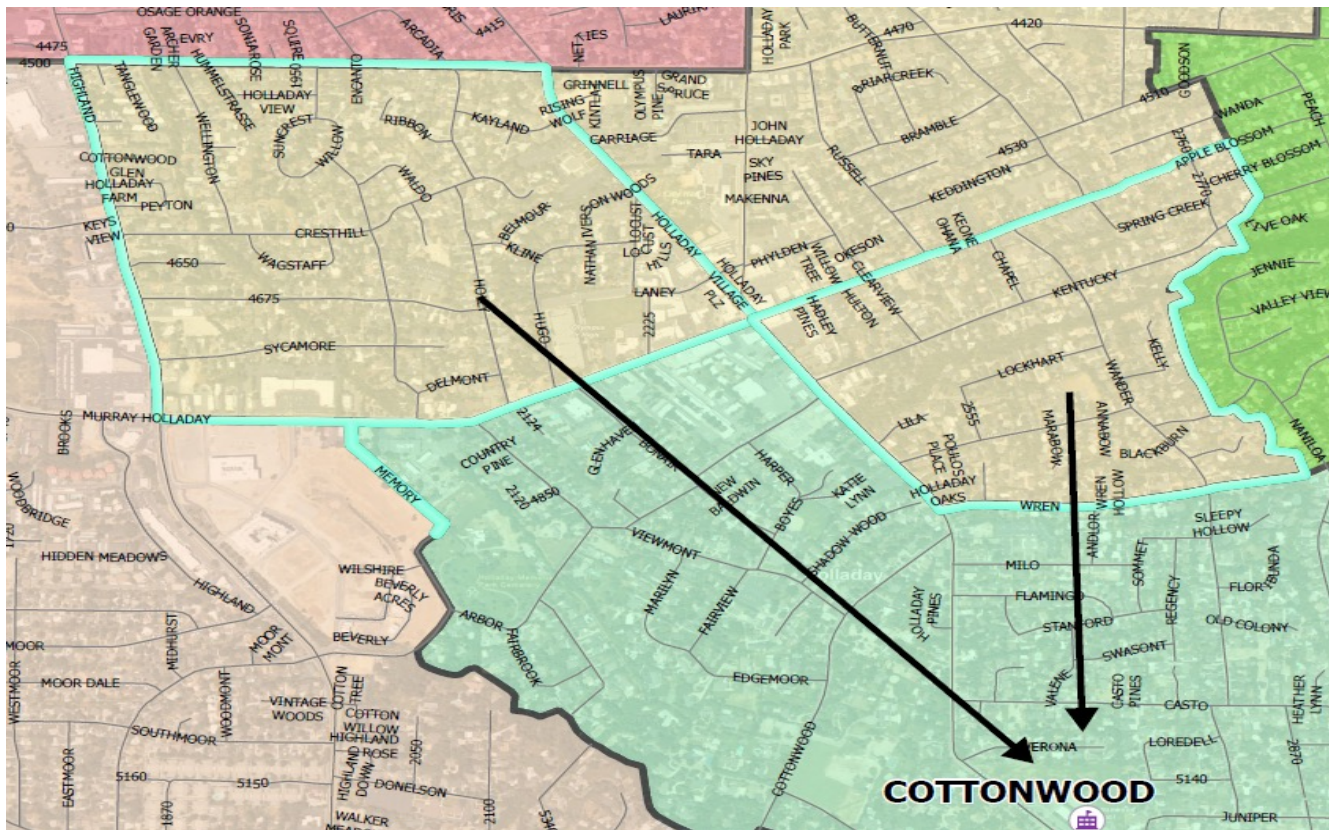
- **Two areas of Driggs would become boundaried to Cottonwood**

~70 students west of Holladay Blvd

~30 students south of Murray Holladay/Apple Blossom Ln



Driggs to Cottonwood Boundary Change



Whole Child/Project-Based Focus at Cottonwood Elementary

Growing the Whole Child-Mind, Heart and Body This approach creates an environment where your child feels safe and valued, which is the foundation for all learning. When students feel secure, they are more willing to take risks and engage deeply with subjects. with award-winning academics, high expectations and readiness, and **project-based learning** opportunities!

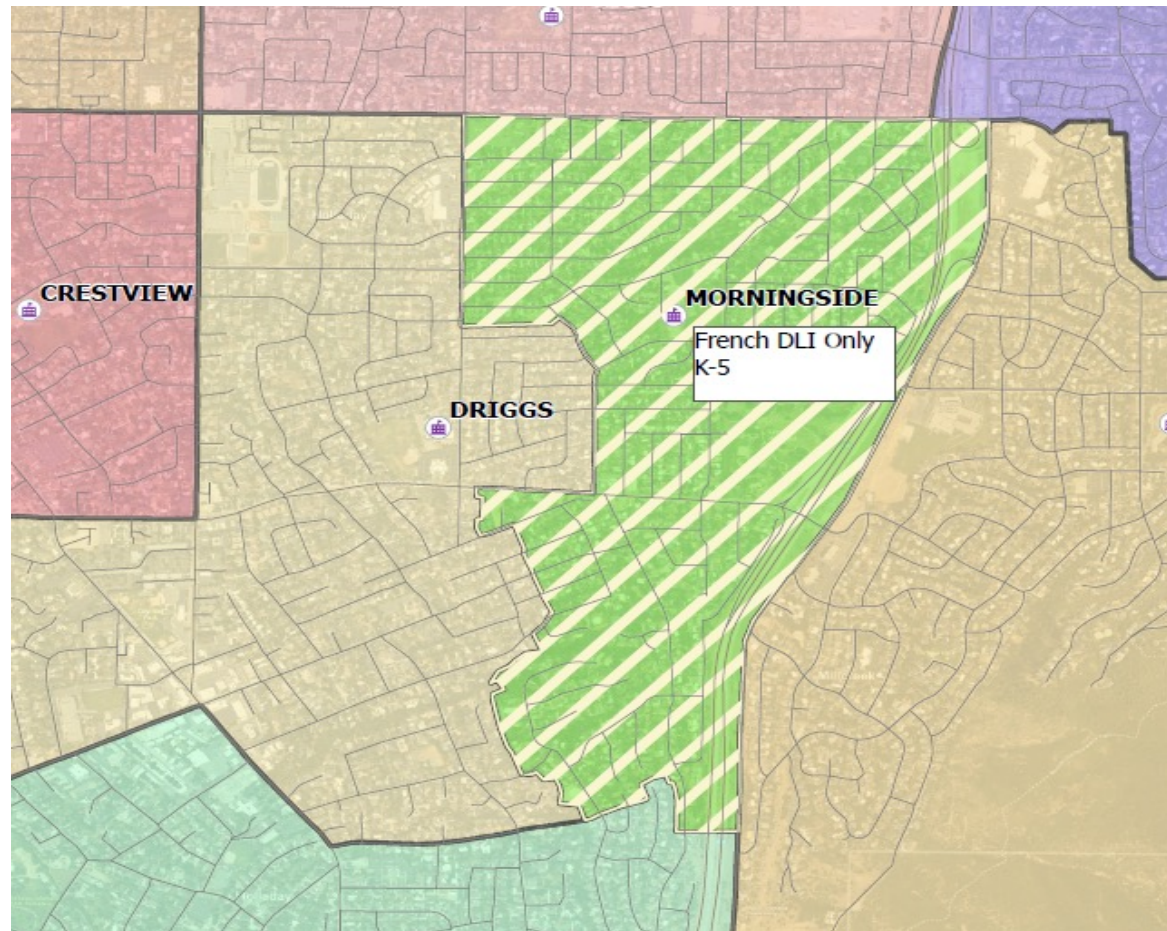
Technology Commitment Cottonwood has a clear commitment to limiting technology use **only** to essential academic activities:

- ✓ Teacher facilitated core program learning
- ✓ Meaningful and reported assessment
- ✓ Digital literacy standards
- ✗ Free time
- ✗ Extended use during instruction



French DLI 'Stand-Alone'

- French DLI would become a stand-alone program at the Morningside building.
- K-5
- Emphasis on attracting students from outside the district



French DLI Magnet

Potential Benefits:

- **Focused mission, vision, & goals**
- **Full school commitment and culture**
- **Streamlined master schedule**
- **Increased exposure to target language**
- **Ability to draw from other districts**
- **Classroom space available to market and grow the French program**



Area 5 Elementary Schools

Location	FCI	Fall 2025 Enrollment	Projected New Enrollment	Building Capacity
Cottonwood	37	330	~ 430	~ 500-550
Crestview	39	460	~ 470	~ 550-600
Driggs	27	465	~ 570	~ 650-700
Eastwood	4	245	CLOSED	~ 450-500
Morningside	20	570	CLOSED	~ 550-600
Oakridge	5	245	~ 520	~ 550-600
Oakwood	60	520	~ 520	~ 650-700
Penn	58	580	~ 580	~ 600-650
Rosecrest	32	295	~ 360	~ 450-500
Upland Terrace	22	410 (*430 w SPED)	~ 410	~ 650-700
French DLI School	20	N/A	~ 325-350	~ 550-600



School Utilization

PROJECTED

School	~Capacity	2024-2025		2024-2025		2024-2025		PROJECTED	
		# of Students Living in the Boundary	Utilization % for In-Boundary Population Only	# of Students Living in Boundary AND Attending the School	Utilization % for Students Living in Boundary AND Attending the School	Total Regular ED Students Attending	Current Utilization % Attending	Total Regular ED Students Attending	Current Utilization % Attending
Cottonwood	550	271	49%	233	42%	340	62%	430	78%
Crestview	600	525	88%	430	72%	460	77%	470	78%
Driggs	700	438	63%	341	49%	440	63%	570	81%
Eastwood	500	171	34%	125	25%	270	54%	CLOSED	CLOSED
Morningside	650	309	48%	189	29%	565	87%	CLOSED	CLOSED
Oakridge	575	237	41%	181	31%	270	47%	520	90%
Oakwood	700	470	67%	329	47%	510	73%	520	74%
Penn	650	346	53%	273	42%	615	95%	580	89%
Rosecrest	500	330	66%	237	47%	296	59%	360	72%
Upland Terrace	700	406	58%	322	46%	400	57%	410/435	59%/62%



Next Steps

- **Two more public meetings - @Olympus High on September 22 and @Skyline High on September 23**
- **Follow-up meetings in October**
- **Board Meetings:
November – *first reading* , December – *final action***



Discussion





Policy & Legal Services
2500 S. State Street
Salt Lake City, UT 84115

PHONE: 385-646-4009
FAX: 385-646-4351
www.graniteschools.org

To: The Board of Education
From: Doug Larson
Re: Policy Reading
Date: August 27, 2025

Policy and Legal Services will present two First Readings during the next Board of Education meeting. A description of the policies under consideration is provided below.

Article V.C.9. Vehicle Use Standards

This policy is being updated to address safety issues and provide best practices for district employees using district vehicles. This policy indicates that district vehicles are monitored by a Global Positioning Systems (GPS), and clarifies which district employees will be given take-home vehicles.

Article VIII.A.18 Student Travel

This policy is being updated to establish policies for student travel that teachers and administrators can use to provide students with travel opportunities that enhance their students' educational experience. Updates to this policy clarify issues with travel cost, chaperone ages, eligible travel destinations, and student fundraising.

Article V.C.9. Vehicle Use Standards

A. Authorized and Unauthorized Use of District Vehicles

1. District vehicles shall only be used for official district business.

2. District vehicles shall only be used in the State of Utah.

2.3. All district vehicles are capable of being monitored by a Global Position System (GPS). GPS can monitor the vehicle's speed, previous travel paths, and current location.

3.4. District vehicles shall not be used for the following:

- a. Transporting family, friends, pets, associates or other persons who are not district employees for personal reasons that do not serve the interests of the district.
- b. Transporting hitchhikers.
- c. Transporting acids, explosives, weapons, ammunition, hazardous materials, and flammable materials. Transporting the above-referenced items or materials is authorized when it is specifically related to employment duties.
- d. Extending the length of time that the district vehicle is in the operator's possession beyond the time needed to complete the official purposes of the trip.
- e. Operating or being in actual physical control of a district vehicle with any measurable alcohol concentration in the person's body, ~~under the influence of~~ impaired by any drug, ~~to a degree that renders the person incapable of safely operating a vehicle~~, and/or in violation of any state or local law or ordinance that governs road rage, reckless driving, or operating a vehicle in willful or wanton disregard for the safety of persons or property.
- f. Operating a district vehicle for any activity that is not included in the employee's job description.
- g. Using a district vehicle for personal convenience, including when a personal vehicle is not available.
- h. Permitting a district vehicle to be driven by an unauthorized driver or used to transport an unauthorized passenger.

4.5. A district employee may not operate a district vehicle in a manner that is unsafe or if operation could endanger any person or property.

5.6. District vehicles may be taken to an employee's home overnight with the superintendent's approval when the employee's assignment necessitates immediate access to the vehicle or requires the employee to travel frequently to multiple job sites. Travel to and from work shall be on a direct route. Unless otherwise approved by the superintendent, take-home vehicles shall be limited to employees that live thirty (30) miles or fewer from their job site, or

to employees that volunteer to be on a week-long emergency call out list to address facility issues after hours and on weekends.

6.7. School buses may be taken to the driver's home between routes with the approval of the transportation director.

B. Personal Use Standards

1. Personal use of district vehicles may be allowed in limited or exceptional circumstances such as:
 - a. Safeguarding the life, health, or safety of an individual in an emergency.
 - b. Stopping for a personal purpose during a regularly scheduled break or lunch.
 - c. For individuals authorized to take a vehicle home over night, stopping on the way to or from work for a personal purpose.
2. An employee spending at least one night on approved travel to conduct district business may use a district vehicle in the general vicinity of the overnight lodging for reasonable purposes such as the following:
 - a. Traveling to restaurants and stores for meals, breaks and personal needs.
 - b. Traveling to grooming, medical, fitness, or laundry facilities.
 - c. Traveling to and from recreational activities, such as to theaters, parks, or to the home of friends or relatives, provided the employee has received specific approval for such travel from the employee's supervisor.
3. Employees operating district vehicles shall:
 - a. Refrain from engaging in any activities that distract from safely operating a vehicle (eating, grooming, etc.).
 - b. Pull off to a safe area and stop driving to receive a phone call, unless using a hands-free device in compliance with state law.
 - c. Comply with state law prohibiting text messaging while operating a moving district vehicle.
 - d. Inspect vehicles before operating to ensure the vehicle will function in a safe manner.
 - e. Report all accidents immediately to their supervisor and to Utah State Risk Management.
 - f. Use good judgment concerning weather and driving conditions and make prudent travel adjustment when necessary.
 - g. Turn off the ignition, close all windows, lock the doors, and secure the district vehicle whenever the vehicle is left unattended.
 - h. Ensure the mileage log requirements are completed.
 - i. Not use a vehicle for something other than the intended purpose of the vehicle and shall not exceed manufacture's rated payload capacity or towing capacity.

j. Refrain from operating a district vehicle if mechanical or other technical problems occur with the vehicle, and all such problems shall be immediately reported to the department director.

j.k. Take and pass the annual defensive driving course designated by the district.

C. Violations of Motor Vehicle Laws

1. Drivers shall obey all motor vehicle laws while operating a state vehicle.
2. Any driver who, while operating a district vehicle, receives a citation for violating a motor vehicle law shall immediately report the receipt of the citation to their respective supervisor.
3. Any driver who receives a citation for violation of motor vehicle laws shall be personally responsible for paying fines associated with all citations.
4. Failure to obey traffic laws while driving or occupying a district vehicle may result in suspension or revocation of the employee's authority to operate district vehicles. Depending on the nature of the violations, it may result in employment action up to and including termination of employment.

D. Seat Restraint Use

1. All operators and passengers in district vehicles, except passengers on school busses, shall wear seat belt restraints while in a moving vehicle. The operator of the district vehicle, other than a school bus, shall limit the number of passengers to the number of seatbelts available in the vehicle.
2. The operator of the district vehicle, other than a school bus, shall ensure that all Utah state laws are followed with respect to child restraints devices for young and small children.

E. Smoking in District Vehicles

Smoking or vaping of any kind is prohibited in all district vehicles. Individuals in district vehicles are subject to district policy IX.A.1.b – Drugs, Alcohol, and Tobacco.

F. Accidents

If, while operating a district vehicle, an employee is involved in an accident resulting in personal injury or property damage, the employee shall follow directions found on the District Accident Procedures card found in the vehicle. The operator shall:

1. Immediately call 911 to summon law enforcement—under no circumstances shall a district employee involved in an accident when driving a district vehicle be persuaded not to notify law enforcement.
2. Request that all parties remain and render assistance at the scene of the accident, if possible, until a law enforcement representative has released them.
3. Refrain from rendering judgment concerning the seriousness of any bodily injury or damage to property, but shall, instead, defer to law enforcement and other official first responders.
4. Make statements regarding the accident to law enforcement officers, official first responders, and designated district officials only.
5. Notify the employee's immediate supervisor as soon as possible.
6. Complete and file accident reports, along with police reports and any other relevant information, with the District Risk Manager.

Article VIII.A.18. Student Travel

A. Student Travel

1. Statement of Purpose

The Board of Education (Board) for the Granite School District (District) believes that students should devote as much time as possible to the pursuit of their educational program at their assigned school. The Board also believes that student travel may enrich school activities. Therefore, student travel may be a valid part of the educational experience. Administrators must balance these benefits with considerations of ~~time~~the time students are away from home and/or school and the economic burden travel costs can have on individual families. For information on implementation of this policy, see Administrative Memorandum 151 – Student Travel.

2. ~~Guidelines~~Statement of Policy

~~It is important that guidelines be established to assist in planning travel.~~ The Board authorizes the administration to approve requests for student travel within the United States based upon the following guidelines and other reasonable considerations arising from individual requests:

a. All travel ~~shall~~ must relate directly to the curriculum or activities for which the group is organized.

b. Day trips within the State of Utah are acceptable for all students.

~~b.c.~~ Out-of-state/overnight travel is limited to high schools, limited to the contiguous 48 United States, and subject to approval by the principal and School Accountability Leadership and Improvement Services Director.

~~e.d.~~ Standard application forms for student travel shall be submitted to the principal and appropriate School Accountability Leadership and Improvement Services Director for approval as soon as possible in order to secure ensure the best possible accommodations and pricing. at least 60 calendar days prior to the proposed trip. Under no conditions shall teachers, students, or parents make arrangements for student travel shall not be made until the request has been approved by the principal and School Accountability Leadership and Improvement Services Director. To proceed otherwise will nullify the request. Student travel that has been arranged before being approved will not be considered.

~~d.e.~~ Overnight travel is limited to a maximum of three school calendar days per trip. The principal may recommend exceptions to the School Accountability Leadership and Improvement Services Director for review and recommendation to the Superintendent and Board of Education. Exceptions shall be rare and will require approval from the Board of Education.

~~e.f.~~ In most cases, overnight travel within the state will be provided by District

transportation or insured commercial carriers. The principal may recommend exceptions to the School Leadership and Improvement Services Accountability Director. Without exception, travel outside of the state ~~will~~ shall be provided by insured commercial carriers. (See Administrative Memo No. 58 – Private Cars as Transportation.)

- ~~f. In an effort to control costs and make travel safer and more convenient, travel outside of the State of Utah will be limited to the following states: Arizona, California, Colorado, Idaho Nevada, New Mexico, Oregon, Washington, and Wyoming. The principal may recommend exceptions to the School Accountability Director for review and recommendation to the Superintendent and Board of Education. Exceptions shall be rare and will require approval from the Board of Education.~~
- g. Lodging for overnight trips ~~must~~ shall be provided in a commercial lodging facility. The principal may recommend exceptions to the School Accountability Leadership and Improvement Services Director in consultation with the Assistant Superintendent of School Accountability Leadership and Improvement Services and/or the Superintendent.
- h. There shall be at least one adult, either a chaperone or a supervisor, for every 10 students, with both male and female chaperones if there is a co-ed group. A District employee/teacher shall supervise all travel, and parents may be included as chaperones.
- i. The Board of Education annually establishes a fee schedule that specifies the maximum fees that can be required for travel costs. However, all fees are subject to ~~waiver~~ waivers for eligible students.
- ~~j. For travel that exceeds the maximum out-of-pocket expense, Sstudents shall may be given sufficient opportunities to participate in various school-sanctioned fundraisers to raise all or some portion of the costs. Alternatively, students may elect to pay their own additional travel costs. Fundraising for travel should conform with the District policy Article V.C.11., Fundraising. Schools shall work closely with the school community regarding decisions on student travel options and should only approve travel that does not exceed the District Fee Schedule or preclude some student(s) from traveling with their peers. consider the following two basic premises when considering student travel:~~
- (i) ~~principals shall work closely with school community councils regarding decisions on student travel options and should only approve travel that does not exceed the District Fee Schedule or preclude, for whatever reason, some student(s) from traveling with their peers; and~~
- (ii) ~~students shall be given sufficient fundraising opportunities allowed to fundraise to cover the entire cost of the trip, if desired.~~
- ~~k.j.~~ The parent or legal guardian of each student participant ~~will~~ shall submit a written

release to the advisor prior to all travel events ~~and fundraising activities~~ indicating permission to participate and assuming liability for foreseeable risks. The release shall also indicate acknowledgement of the school's right to send a student home from any event or activity for disciplinary reasons at the parents or guardians' expense.

~~l.k.~~ If a student decides to withdraw from participation or to cancel travel plans, all funds generated during fundraising will remain in the team or organization's account. Fees paid out-of-pocket by students are refundable unless the fees have been spent on the student's behalf and cannot be recovered by the school. Students ~~shall~~ ~~must~~ receive a disclosure containing a provision clearly establishing deadlines for payment and an explanation that non-recoverable expenses will not be refunded.

~~m.l.~~ All costs ~~shall~~ ~~will~~ be subject to the District's purchasing procedures.

~~n.m.~~ Parents shall be offered reasonable opportunities to provide input regarding travel events for their student(s) and fundraising activities before travel plans are finalized.

B. Student Foreign Travel

The Board of Education recognizes the educational value of foreign travel. However, foreign travel does not fit within the basic program of study for which the District can assume cost or liability; therefore, the Board does not authorize foreign travel in connection with the District, schools, or employees in their District capacities. Credit can be arranged for students participating in pre-approved study programs.

REFERENCES

[Administrative Memorandum 58 - Private Cars as Transportation](#)
[Administrative Memorandum 151 – Student Travel](#)