



A – Request decision – closure required
B – Update/status report
C – Discussion and input – final decision at a subsequent meeting

School Board Meeting - Director Simon may be participating remotely.
Monday, October 27, 2025
AGENDA

1. **Call to Order (1 minute)**
10-27-25 Important Dates 4
2. **Pledge of Allegiance (1 minute)**
3. **Approve Board Agenda (1 minute)**
4. **Recognitions (5 minutes)**
4.A. NAMM Foundation "Best Communities for Music Education 2025" Award - 5 minutes
Dr. Annette Ziegler, Assistant Superintendent for Secondary Schools, Ryan Palmer, Music Teacher, Coon Rapids High School
5. **Consent Agenda (5 minutes)**
5.A. Minutes from the October 6 School Board Work Session - A
Jeff Simon, Board Clerk
Appendix A 5
5.B. Retirements, Resignations, Terminations, Layoffs and Recalls, Leaves and Modified Leaves of Absence, Appointments - A
Shelly Leciejewski, Director of Employee Services
Appendix B 8
5.C. Cash Disbursements Report - A
Jennifer Beck, Director of Finance
Appendix C 12
5.D. Cash Balance Report - A
Jennifer Beck, Director of Finance
Appendix D 13
5.E. Donations & Scholarship Report - A
Jennifer Beck, Director of Finance
Appendix E 14
5.F. Monthly Revenue & Expenditures - A
Jennifer Beck, Director of Finance
Appendix F 17
5.G. #26016B - Anoka MS-FM Pool Mechanical Upgrades - A
Tiffany Audette, Director of Purchasing

Appendix G	19
5.H. Immunization Exclusions as required by Statute 121a.15 - A Kathy Schulz, Health Services Coordinator	
6. Communications, Delegations & Petitions (15 minutes)	
7. Board Calendar & District Update (10 minutes) Cory McIntyre, Superintendent	
8. Elementary & Secondary Education (75 minutes)	
8.A. October 1 Enrollment Report (15 minutes) - B Michelle Vargas, Chief Financial Officer, Michelle VanDenTop, Director of Technology and Information Services, Nick Herman, Data Integration Manager	
Appendix H	20
Appendix I	35
8.B. Comprehensive Achievement and Civic Readiness/Achievement & Integration Overview (60 minutes) - B Tonya Constantine, Deputy Superintendent, Sarah Hunter, Executive Director of Learning and Achievement, Scott Hare, Executive Director of Student Support Services	
Appendix J	44
9. Finance (45 minutes)	
9.A. Phase 3 Budget Reduction and Reallocations Process (45 minutes) - C Cory McIntyre, Superintendent, Michelle Vargas, Chief Financial Officer	
Appendix K	67
Appendix L	79
Appendix M	117
10. General Counsel (25 minutes)	
10.A. 532.0 Use of Peace Officers and Crisis Teams to Remove Students with IEPs from School Grounds, First Read (10 minutes) - C Tim Palmatier, General Counsel	
Appendix N	124
10.B. 532.0G Guidance/Procedures for Policy 532.0, Discussion (5 minutes) - B Tim Palmatier, General Counsel	
Appendix O	126
10.C. 524.0 Rewrite of Acceptable Use Policy, Second Read (10 minutes) - A Tim Palmatier, General Counsel	
Appendix P	131
11. Labor Relations & Benefits (15 minutes)	
11.A. Labor Relations Update (15 minutes) - B Dr. Jennifer Cherry, Chief Human Resources Officer	
Appendix Q	139
12. Board Correspondence & Communication	

13. Executive Session (30 minutes)

13.A. Labor Negotiations (30 minutes)

Dr. Jennifer Cherry, Chief Human Resources Officer

14. Adjourn


ANOKA-HENNEPIN SCHOOLS

A FUTURE WITHOUT LIMIT

October 27, 2025

Dates to Remember

- 1. October 27** **Regular School Board Meeting, Sandburg Education Center, 6:30 p.m.**
- 2. November 4** Election Day
- 3. November 10** **Regular School Board Meeting, Sandburg Education Center, 6:30 p.m.**
- 4. November 21** End of Trimester One
- 5. November 24** PLC/Staff Development, No Students
- 6. November 25** Staff Planning, Grades, No Students
- 7. November 26** Conference Conversion Day, No School
- 8. November 27-28** District Closed, Holiday
- 9. December 8** **Regular School Board Meeting, Sandburg Education Center, 6:30 p.m.**



Zach Arco
CO-CHAIR



Kacy Deschene
CO-CHAIR



Jeff Simon
CLERK



Matt Audette
DIRECTOR



Linda Hoekman
TREASURER



Michelle Langenfeld
DIRECTOR

This agenda will be provided in an alternate format upon request in order to accommodate individuals with disabilities. A minimum of three days notice is needed.
Please call Debbie Koffski at 763-506-1002 to request an alternate format.

MINUTES OF MEETING
SCHOOL BOARD OF INDEPENDENT SCHOOL DISTRICT NO. 11
(Anoka-Hennepin School District)
STATE OF MINNESOTA

The School Board of Anoka-Hennepin Independent School District No. 11 held a work session on **Monday, October 6, 2025**, at Sandburg Education Center, Anoka, Minnesota.

Co-Chair Zach Arco called the meeting to order at 5:30 p.m.

The following members were present: Zach Arco, Matt Audette, Kacy Deschene, Linda Hoekman, Dr. Michelle Langenfeld and Jeff Simon.

Dr. Michelle Langenfeld motioned to approve the Board Agenda. Matt Audette seconded. Motion passed on a 6-0 vote.

CONSENT AGENDA

Matt Audette moved and Kacy Deschene seconded the motion to approve the following **consent agenda** items:

- a. **Minutes** from the September 22 School Board Meeting.
- b. **Personnel items** as follows:

RETIREMENTS

Name	Current or Most Recent Position	Last Date Employed
Paula Gallagher	Morris Bye Elementary, School Office Supervisor	01/02/2026
Mary J Milless	Hoover Elementary, Child Nutrition Assistant PT	10/10/2025

RESIGNATIONS, TERMINATIONS

Full Name (FL)	Current or Most Recent Position	Last Date Employed
Ashley Salvo	Champlin Park High, Teacher SLD	10/03/2025

LEAVES OF ABSENCE

Name	Current or Most Recent Position	Leave Begins	Leave Ends
Timothy Bird	Roosevelt Middle, B/G Custodian Day Lead	09/17/2025	10/29/2025
Janice Durand	Educational Svc Ctr - Transportation, ParaEducator Bus	09/16/2025	10/13/2025
Michelle Gibson	Roosevelt Middle, Educ Office Prof School Year	09/03/2025	11/05/2025
Julie Griffin	Coon Rapids High, ParaEducator Secondary	09/18/2025	10/24/2025
Beth Heimerl	Oak View Middle, Teacher Social Studies	09/25/2025	10/08/2025
Tammi Josephs	Two Rivers Transition Program, ParaEducator Spec Ed Cntr Base	10/09/2025	10/24/2025
Melissa Knotz	Educational Svc Ctr - Transportation, ParaEducator Bus	09/19/2025	11/14/2025
Lindsay Korus	Brookside Elementary, ParaEducator Spec Ed Cntr Base	09/17/2025	12/16/2025
Charlene LaGrange	Educational Svc Ctr, Preschool Inst-Pro Rated Bene	09/26/2025	10/10/2025
Laura Marx	Coon Rapids High, Teacher Science	09/23/2025	10/03/2025
Theodore Mitshulis	Anoka High, Teacher Art Secondary	09/19/2025	12/12/2025
Deanna Ollig	Riverview Early Childhood Ctr, Para Special Education ECSE	07/16/2025	11/28/2025
Travis Polster	Adams Elementary, Teacher Phys Ed Elementary	09/22/2025	09/30/2025
Tricia Rutz	Blaine Early Childhood Ctr, Teacher EC/SE	12/08/2025	01/06/2026
Izabella Skrivseth	Ramsey Elementary, Teacher Social Worker	09/17/2025	12/09/2025
Veta Ustimchuk	S.T.E.P., Job Coach	08/21/2025	01/16/2026

MODIFIED LEAVES OF ABSENCE

Name	Current or Most Recent Position	Leave Begins	Leave Ends
Lois Andringa	S.T.E.P., School Office Supervisor	08/25/2025	09/16/2025
Jill Beck	Madison Elementary, Teacher Art Elementary	09/26/2025	11/21/2025
Jennifer Bowman	Coon Rapids Middle, Teacher Science	08/18/2025	10/03/2025
Julianne Herrera	Brookside Elementary, Teacher Grade 4	08/25/2025	10/31/2025
Stacy Huggett	Crooked Lake Elementary, A+ Site Leader full year	08/18/2025	09/26/2025
Corinna Nunnery	Oxbow Creek Elementary, A+ Site Coordinator full year	06/27/2025	01/28/2026
Lynnea Reine	Two Rivers Transition Program, ParaEducator Spec Ed Cntr Base	08/28/2025	12/23/2025
Jocelyn Rowe	Coon Rapids Family Center - Pathways, Teacher SLD	06/12/2024	11/03/2025

SABBATICALS

Full Name	Current or Most Recent Position	LOA Start	LOA End Date
This section returned no records			

APPOINTMENTS

20251006 1

Name	Current or Most Recent Position	Effective Date	Lane/Step	FTE	Salary
Elementary					
Justin Bonasera	Hoover Elementary, Teacher Social Worker	09/24/2025	Masters/1	0.4465	\$26,018
Tatum Johnson	Hamilton Elementary, Teacher ESL	09/22/2025	Bachelors/1	0.4519	\$22,607
Brittney Maki	Dayton Elementary, Teacher Art Elementary	08/26/2025	Bachelors/1	0.1954	\$9,776

Name	Current or Most Recent Position	Effective Date	Lane/Step	FTE	Salary
Secondary					
Emily Gathman	Educational Svc Ctr, Teacher SA-Coach	10/20/2025	Bachelors+30/13	0.8075	\$58,620
Brendan Lindgren	Jackson Middle, Teacher Science	10/06/2025	Bachelors/3	0.8503	\$43,255

Name	Current or Most Recent Position	Effective Date	Lane/Step	FTE	Salary
Special Education					
Katlyn Gross	River Trail Learning Center, Teacher Social Worker	08/25/2025	Masters/2	0.9144	\$55,122
Scott Larsen	Lincoln Elementary, Teacher E/BD	10/01/2025	Masters/22	0.8663	\$78,844
Elizabeth Morse	ESC-Student Conduct, Teacher Social Worker	09/22/2025	Masters/3	0.9037	\$54,477
Danny Boy Shaffa	Coon Rapids Middle, Teacher ABS (AcadBehav)	08/25/2025	Bachelors/1	0.9358	\$46,819

Name	Current or Most Recent Position	Effective Date	Days	Salary
Administrative				
Mackenna Fredericksen	Coon Rapids Middle, Asst Principal Middle 10 Month Based on an annual salary of \$106,207 for 261 days	10/01/2025	193	\$91,102

- c. Approved #26015B – Northdale MS Pool Mechanical Upgrades
- d. Approved the City of Champlin Ice Forum Contract
- e. Approved the Klus Realty – Andover Family Place Lease – C02363
- f. Approved Immunization Exclusions as required by Statue – names and specifics are not included because of data privacy.

Motion passed on a 6-0 vote.

The work session then continued with the following agenda items: Career and Technical Education Pathways Presentation.

Director Langenfeld highlighted the AMSD meeting she attended with Superintendent McIntyre. She also highlighted the deadline for the MSBA delegate assembly elections support, October 15. She mentioned that she was able to visit Evergreen Park Elementary with Dr. Gustafson and see what the school is doing to address behavior and literacy. Finally, she mentioned that she volunteered at the Monroe Elementary Book Fair and the increase of student interest in literacy. Co-Chair Deschene highlighted the High School Marching Bands at the Rebel Classic last weekend and CRHS took away the first-place prize and several awards. She also mentioned the last Budget Reduction and Reallocation Community Meeting happening at OVMS on Wednesday, October 8 and the ways that feedback can be gathered from the community.

Co-Chair Zach Arco proposed that they move into closed session in the Michael Sullivan Room. Pursuant to Minnesota Statute 13D.03 the first session was to deal with matters of labor negotiations. Pursuant to Minnesota Statute 13d. 05, subd. 3(b) the second closed session was for discussion of attorney-client privileged information regarding matters related to Female Athletes United v. Keith Ellison et. All, Huizenga et al v. A-H, and J.T. v. A-H. Dr. Michelle Langenfeld motioned, and Matt Audette seconded the motion to go into closed sessions. Motion carried. Co-Chair Zach Arco recessed the meeting at 6:47 p.m.

The first closed session meeting reconvened in closed session at 6:57 pm. Co-Chair Zach Arco recessed the first closed session meeting at 7:00 p.m. The second closed session meeting reconvened at 7:00 p.m.

Co-Chair Zach Arco recessed the second closed session meeting at 7:45 p.m. Jeff Simon moved and Matt Audette seconded the motion to adjourn the meeting. Motion passed.

APPENDIX B

Moved that the Board accepts the personnel recommendations and authorizes the appropriate Board officer(s) or School District administrator(s) to sign all documents necessary to effectuate these agreements.

RETIREMENTS

Name	Current or Most Recent Position	Last Date Employed
-------------	--	---------------------------

This section returned no records

RESIGNATIONS, TERMINATIONS

Full Name (FL)	Current or Most Recent Position	Last Date Employed
Benjamin Benson	Coon Rapids High, Head Coach	10/18/2024
Chris Brustuen	Blaine High, Head Coach	03/08/2025
John Bryce	Andover High, Head Coach	05/31/2025
Emilie Buesing	Andover High, Head Coach	04/19/2025
Emilie Buesing	Andover High, Head Coach	01/11/2025
Lucas Camargo	Anoka High, Head Coach	10/18/2024
Scott Clark	Andover High, Head Coach	10/26/2024
Scott Clark	Andover High, Head Coach	10/26/2024
Molly Finn	River Trail Learning Center, Teacher E/BD	10/27/2025
Genny Hemingway	Oxbow Creek Elementary, Teacher DD	10/17/2025
Lindsey Huot	ESC-Special Ed, Teacher Nurse	11/07/2025
Savannah Jennings	Coon Rapids High, Head Coach	10/19/2024
Julie Jensen	Champlin Park High, Teacher SLD	10/03/2025
Eric Johnson	Andover High, Head Coach	05/31/2025
Theodore Mithshulis	Anoka High, Head Coach	02/28/2025
Matthew Mossey	Coon Rapids High, Head Coach	06/06/2025
Jessica Pearson	Andover High, Head Coach	10/19/2024
Ashley Rades	Coon Rapids High, Head Coach	11/09/2024
Nicholas Rusin	Coon Rapids High, Head Coach	11/02/2024
Lisa Simonson	Morris Bye Elementary, Teacher Grade K	11/21/2025
Bradley Sundem	Anoka High, Head Coach	06/05/2025
Whitney Tinjum	Blaine High, Head Coach	06/05/2025
Briana Volkers	Educational Svc Ctr, Accounting Manager	10/24/2025
James Wick	Blaine High, Head Coach	11/09/2024
John Yunker	Champlin Park High, Head Coach	11/02/2024

APPENDIX B

Moved that the Board accepts the personnel recommendations and authorizes the appropriate Board officer(s) or School District administrator(s) to sign all documents necessary to effectuate these agreements.

LEAVES OF ABSENCE

Name	Current or Most Recent Position	Leave Begins	Leave Ends
Jacob Andersen	University Ave Elementary, A+ Site Leader full year	10/21/2025	11/07/2025
Emma Anderson	Sunrise Elementary, Teacher Grade 1	10/06/2025	12/23/2025
Jill Arendt	Lincoln Elementary, Teacher Grade 3	11/19/2025	12/16/2025
Mark Blackwell	Brookside Elementary, B/G Custodian 2nd shift	09/26/2025	10/15/2025
Halle Blum	Andover Elementary, Teacher Grade 4	10/23/2025	11/11/2025
Sherry Boike	Northdale Middle, ParaEducator Spec Ed Cntr Base	09/22/2025	01/21/2026
Marvin Boucher	Madison Elementary, ParaEducator Spec Ed Cntr Base	10/14/2025	10/28/2025
Kimberly Cronky	Oak View Middle, ParaEducator Spec Ed Cntr Base	09/30/2025	11/14/2025
Barbara Dixon	Mississippi Elementary, Teacher SA-Tal Devl	10/23/2025	01/15/2026
Julie Erickson	Coon Rapids Middle, ParaEducator Spec Ed Cntr Base	09/23/2025	11/05/2025
Alexandra Garcia-Lisle	Riverview Early Childhood Ctr, Teacher Occupational Therapist	10/20/2025	01/16/2026
Nicholas Herman	Educational Svc Ctr, Data Integration Manager	08/25/2025	09/24/2025
Paige Hlivka	Sunrise Elementary, A+ Casual CCA - Ln 2	09/24/2025	11/03/2025
Thomas Kirkpatrick	Educational Svc Ctr - Transportation, ParaEducator Bus	09/29/2025	10/31/2025
Paul Kretman	Anoka Middle - Fred Moore Campus, B/G Custodian 2nd shift	10/06/2025	10/22/2025
Jaime Kuehn	Educational Svc Ctr, ParaEducator Health	09/23/2025	10/20/2025
Kelly Maruri	ESC-Unassigned, Child Nutrition Assistant FT	10/09/2025	11/04/2025
Lisa Medved	Educational Svc Ctr, Educ Office Prof Lead Dept	09/29/2025	10/27/2025
Jackson Pray	Blaine High, Teacher ABS (AcadBehav)	10/22/2025	11/11/2025
Madison Pray	Roosevelt Middle, Teacher ABS (AcadBehav)	10/20/2025	01/16/2026
Erin Susag	Madison Elementary, Teacher Speech Clinician	10/20/2025	12/23/2025
Laurie Thompson	Blaine Early Childhood Ctr, Para Special Education ECSE	10/13/2025	11/21/2025
Jessica Wang	Jackson Middle, Teacher Science	10/01/2025	12/23/2025

MODIFIED LEAVES OF ABSENCE

Name	Current or Most Recent Position	Leave Begins	Leave Ends
Kaitlin Aurand	Verndale, Teacher Speech Clinician StrCa	09/19/2025	10/17/2025
Tammy Berg	Two Rivers Transition Program, Teacher MSH	02/09/2024	04/01/2026
Timothy Bird	Roosevelt Middle, B/G Custodian Day Lead	09/17/2025	11/21/2025
Mindy Cich	Verndale, Teacher EC/SE Stretch Calendar	03/24/2025	06/18/2026
Amanda Curtis	River Trail Learning Center, Teacher ABS (AcadBehav)	09/23/2025	10/24/2025
Michelle Denzer	Eisenhower Elementary, ParaEducator Special Education	08/21/2025	10/01/2025
Janice Durand	Educational Svc Ctr - Transportation, ParaEducator Bus	09/16/2025	10/10/2025
Katherine Edson	Hoover Elementary, Teacher K-3 Exploration	09/19/2025	10/03/2025
Michelle Gindele	Andover Elementary, Teacher Grade 1	09/15/2025	10/03/2025
Beth Heimerl	Oak View Middle, Teacher Social Studies	09/25/2025	10/10/2025
Tammi Josephs	Two Rivers Transition Program, ParaEducator Spec Ed Cntr Base	10/09/2025	10/23/2025
Adianna Liranzo	Compass - Bell Building, Teacher Academic Support	09/05/2025	10/31/2025
Jacqueline Louwagie	Sandburg Regional High, ParaEducator Health	08/25/2025	10/13/2025

APPENDIX B

Moved that the Board accepts the personnel recommendations and authorizes the appropriate Board officer(s) or School District administrator(s) to sign all documents necessary to effectuate these agreements.

MODIFIED LEAVES OF ABSENCE

Name	Current or Most Recent Position	Leave Begins	Leave Ends
Laura Marx	Coon Rapids High, Teacher Science	09/23/2025	10/07/2025
Anita McLaughlin	Educational Svc Ctr, Educ Office Prof	09/18/2025	10/24/2025
Theodore Mitshulis	Anoka High, Teacher Art Secondary	09/19/2025	10/20/2025
Jocelyn Rowe	Coon Rapids Family Center - Pathways, Teacher SLD	06/12/2024	12/23/2025
Rebecca Stein	Riverview Early Childhood Ctr, Para Sped ECSE center base	06/23/2025	11/07/2025
Kimberly Thiel	Jackson Middle, Teacher Reading Secondary	08/06/2025	11/03/2025
Veta Ustimchuk	S.T.E.P., Job Coach	08/21/2025	10/03/2025

SABBATICALS

Full Name	Current or Most Recent Position	LOA Start	LOA End Date
------------------	--	------------------	---------------------

This section returned no records

APPOINTMENTS

Name	Current or Most Recent Position	Effective Date	Lane/Step	FTE	Salary
Elementary					
Katharine Borg	Sunrise Elementary, Teacher Grade 1 LTS	10/06/2025	Bachelors/13	0.2888	\$19,736
James Fester	University Ave Elementary, Teacher SA-Curr	10/20/2025	Masters/13	0.3984	\$32,755
Patrick Perreault	Eisenhower Elementary, Teacher Academic Support	10/07/2025	Bachelors/1	0.5000	\$25,014
Secondary					
Cheryl Karlson	Jackson Middle, Teacher Science LTS	10/08/2025	Bachelors+15/3	0.2727	\$14,309
Special Education					
Nelly Anderson	Adams Elementary, Teacher SLD	10/27/2025	Masters/22	0.7701	\$70,083
Marlo Chelberg	Lincoln Elementary, Teacher DD	10/15/2025	Bachelors/1	0.8021	\$40,130
Lizabeth Playman-Knoop	ESC-Special Ed, Teacher Nurse	10/13/2025	Bachelors/12	0.8235	\$55,466
Cora Reidenbach	Coon Rapids Family Center - Eval Team, Teacher	09/02/2025	Masters+60/13	0.0291	\$2,699
Valerie Weaver	Roosevelt Middle, Teacher ABS (AcadBehav) LTS	10/21/2025	Masters+60/24	0.2941	\$27,268
Administrative					
Michelle Malarkey	Educational Svc Ctr, Purchasing Supervisor Based on an annual salary of \$92,131 for 261 days		10/20/2025	182	\$64,244

MOTION**Date:****October 27, 2025**

That these disbursements as presented, excluding net payroll, be allowed and charged to funds as follows:

Fund No.	Description	Amount
	Checks	\$ 5,277,901.08
01	General	4,239,402.65
02	Food Service	940,531.34
04	Community Service	97,967.09
06	Building Construction	
07	Bond & Interest K-12	
20	Health-Self Insurance	
21	Dental-Self Insurance	
22	Work. Comp.-Self Insurance	
47	OPEB Debt Service	-
	Electronic Payments	\$ 24,393,079.76
01	General	14,866,542.16
02	Food Service	213,582.04
04	Community Service	647,313.59
06	Building Construction	-
07	Bond & Interest K-12	
20	Health-Self Insurance	8,162,679.75
21	Dental-Self Insurance	390,318.67
22	Work. Comp.-Self Insurance	112,643.55
47	OPEB Debt Service	
	ACH Payments	\$ 6,165,958.59
01	General	4,483,260.89
02	Food Service	1,309,046.46
04	Community Service	108,907.25
07	Bond & Interest K-12	-
20	Health-Self Insurance	259,386.11
21	Dental-Self Insurance	
22	Work. Comp.-Self Insurance	5,357.88
	P-Card	\$ 216,038.95
01	General	134,796.88
02	Food Service	5,614.48
04	Community Service	75,627.59
06	Building Construction	-
20	Health-Self Insurance	-
	TOTAL DISTRICT	\$ 36,052,978.38

**ANOKA-HENNEPIN DISTRICT NO. 11
MONTHLY DONATION REPORT**

DATE	DONOR	DONEE	PURPOSE	AMOUNT
09/29/25	Anoka Hennepin Education Foundation	Andover High School	Assist to pay activity fees for students unable	\$2,000.00
10/13/25	Anoka Hennepin Education Foundation	Andover High School	student to attend the Physics Base Camp Field Trip	\$37.00
10/13/25	Anoka Hennepin Education Foundation	Andover High School	Game Club	\$500.00
09/29/25	Anoka Hennepin Education Foundation	Anoka High School	AHEF Chance Fund Grant	\$2,000.00
09/29/25	Anoka Hennepin Education Foundation	Blaine High School	Assist to pay activity fees for students unable	\$2,000.00
09/29/25	Anoka Hennepin Education Foundation	Champlin Park High School	Assist to pay activity fees for students unable	\$2,000.00
09/22/25	Anoka Hennepin Education Foundation	Coon Rapids High School	Assist to pay activity fees for students unable	\$2,000.00
09/22/25	Anoka Hennepin Education Foundation	Wilson Elementary	Literacy games for home support	\$500.00
09/29/25	American Endowment Foundation / Mr. and Mrs. James Fadden	Andover High School	Andover Girls High School Basketball	\$500.00
09/22/25	American Online Giving Foundation	Hamilton Elementary	General Supplies	\$67.06
09/22/25	American Online Giving Foundation	University Ave Elementary	Supplies, T-shirts, etc.	\$82.84
09/22/25	Amy H. Kritzler, Theodore O Kritzler	Andover High School	Marching Band	\$200.00
10/06/25	Andover Cheer Team	Andover High School	Cheer program use	\$466.00
09/29/25	Andover Cross Country	Andover High School	XCR program use	\$1,000.00
10/13/25	Andover Football Association	Andover High School	LPE A-4, Equipment - Pickleball Club	\$2,000.00
10/13/25	Andover Football Association	Andover Elementary	Gr. 3 field trip to Troll Haugen for snow tubing	\$3,501.04
10/13/25	Andover Football Association	Andover High School	LPEA-4 Cheerleading - game night supplies	\$500.00
09/30/25	Andover Music Booster Org	Andover High School	Marching Band program use	\$3,000.00
09/15/25	Andover Volleyball Booster Club	Andover High School	PERA for additional coaches	\$588.45
09/15/25	Andover Volleyball Booster Club	Andover High School	Additional coaches- Tradewell,Smith,Hirt,Schultz	\$10,252.05
09/29/25	Anoka Band Parents Assoc	Anoka High School	Charter Bus to Marshall MN	\$4,300.00
09/29/25	Anoka Employees Club	Anoka Middle School	Supplies and registrations	\$500.00
09/30/25	Anoka Employees Club	Lincoln Elementary	Student supplies	\$200.00
10/15/25	Anoka High School Girls Soccer Booster Club Inc	Anoka High School	Add'l Coach Booster Donation	\$5,545.13
09/29/25	Anoka Tornadoes Football Booster Club	Anoka High School	14 ESA's for add'l coaches	\$31,300.00
09/29/25	Anoka-Hennepin ECFE/SRP Parent Advisory Council	COMM ED	Printing Costs	\$517.07
09/29/25	anonymous	McKinley Elementary	student yearbook purchases	\$97.00
09/22/25	AWI Education Foundation	Coon Rapids High School	award given to Skills USA Woodworking club	\$500.00
09/22/25	Bengal Touchdown Club	Blaine High School	Football Booster Paid Coaches (2)	\$11,599.60
10/13/25	Blaine Acai LLL (Nautical Bowls)	Andover High School	Football & Dance	\$225.00
10/13/25	Bring Change 2 Mind	Andover High School	Supply usage for Bring Change 2 Mind	\$150.00

09/22/25	Cardinal Baseball Boosters	Coon Rapids High School	Team baseball bus for Alexandria Trip	\$950.00
09/22/25	Champlin Garden Club	Champlin/Brooklyn Park Academy	Jr Master Garden Program	\$1,500.00
09/22/25	Champlin Park Girls Soccer Booster Club	Champlin Park High School	1 Coaches Salary	\$5,655.92
10/13/25	Champlin Park High School Dugout Club	Champlin Park High School	Baseball Field Irrigation	\$14,500.00
10/13/25	Champlin Park High School Dugout Club	Champlin Park High School	Baseball Warning Track	\$9,437.50
09/29/25	Champlin Park Touchdown	Champlin Park High School	Football Booster Paid Coaches Booster Paid Coach PERA	\$55,585.70
09/29/25	Champlin Park Touchdown	Champlin Park High School	Adjustment - Dykes	\$368.85
09/29/25	Charities Aid Foundation	Andover Elementary	Classroom Supplies	\$45.00
09/29/25	Charities Aid Foundation	Andover Elementary	Classroom Supplies	\$45.00
09/30/25	Charities Aid Foundation	Andover Elementary	Classroom Supplies	\$30.00
09/29/25	Charities Aid Foundation	Andover High School	General Building Usage	\$138.00
09/29/25	Charities Aid Foundation	Dayton Elementary	Student/school supplies	\$15.00
09/22/25	Charities Aid Foundation	Eisenhower Elementary	Student Incentives	\$15.00
10/13/25	Charities Aid Foundation	Eisenhower Elementary	Student Incentives	\$10.00
10/13/25	Charities Aid Foundation	Rum River Elementary	General Office Supplies	\$10.00
10/13/25	Charities Aid Foundation	Rum River Elementary	General Office Supplies	\$10.00
10/13/25	Charities Aid Foundation	Rum River Elementary	General Office Supplies	\$15.00
09/22/25	Cindy Backlund	Andover High School	Marching Band	\$200.00
09/22/25	Coon Rapids Gridiron Club	Coon Rapids High School	AAU Tournament	\$900.00
09/22/25	Coon Rapids Rotary Foundation	Coon Rapids High School	CRHS Avid Banquet & Dinner Girls Swim & Dive Team Bus	\$550.00
09/29/25	Coon Rapids Swim and Dive	Coon Rapids High School	Fargo Trip	\$2,250.00
09/30/25	Coon Rapids Volleyball	Coon Rapids High School	Asst Coach ESA	\$5,545.13
10/13/25	CPHS Boys Soccer Booster Club	Champlin Park High School	Boys Soccer Bus to Duluth	\$2,700.00
10/13/25	CPHS Boys Swim & Dive Team	Champlin Park High School	Aluminum Sign for Pool	\$2,015.00
09/29/25	Dayton Elementary PTO	Dayton Elementary	Kindergarten Field Trip	\$500.00
09/22/25	Fraisa USA Inc	COMM ED	Youth Services Funding	\$3,985.00
10/13/25	Kopp Family Foundation	Andover High School	Random Acts of Kindness (RAK)	\$1,000.00
10/06/25	Kopp Family Foundation	Anoka High School	Random Acts of Kindness (RAK)	\$1,000.00
09/29/25	Michael and Gayle Weingart	Johnsville Elementary	Classroom Supplies	\$100.00
10/13/25	Mat Bandits Wrestling Club	Coon Rapids High School	summer weight training sessions	\$10,000.00
09/22/25	Mat Bandits Wrestling Club	Coon Rapids High School	for use by theater department For use for CRHS Hall of Fame	\$3,000.00
09/22/25	Mat Bandits Wrestling Club	Coon Rapids High School	Banquet senior breakfast of similar event	\$800.00
09/22/25	Mat Bandits Wrestling Club	Coon Rapids High School	for class of 2026	\$3,500.00
09/15/25	Mat Bandits Wrestling Club	Hoover Elementary	General Building Supplies	\$5,000.00
09/15/25	Mat Bandits Wrestling Club	Mississippi Elementary	For the good of the students and staff	\$5,000.00
09/15/25	Mat Bandits Wrestling Club	Morris Bye Elementary	To support the students	\$5,000.00
09/22/25	Nickolas J Parsons, Kelly S Parsons	Andover High School	Marching Band	\$200.00
09/30/25	Ramsey Lions Club	Ramsey Elementary	Fall Picnic Costs	\$800.00
09/22/25	The Blackbaud Giving Fund	Champlin/Brooklyn Park Academy	Student School Supplies	\$44.00
09/22/25	The Blackbaud Giving Fund	Champlin/Brooklyn Park Academy	Student School Supplies	\$30.00
09/22/25	The Blackbaud Giving Fund	Champlin/Brooklyn Park Academy	Student School Supplies	\$30.00

09/22/25	The Blackbaud Giving Fund	Champlin/Brooklyn Park Academy	Student School Supplies	\$30.00
09/22/25	The Blackbaud Giving Fund	Champlin/Brooklyn Park Academy	Student School Supplies	\$30.00
10/13/25	The Blackbaud Giving Fund	Jackson Middle School	Student Materials	\$72.00
10/13/25	The Blackbaud Giving Fund	Oxbow Creek Elementary	Classroom supplies	\$2,000.00
09/22/25	The Blackbaud Giving Fund	Andover High School	General Building Usage	\$40.00
09/15/25	The Blackbaud Giving Fund	Champlin Park High School	Student Recognition	\$44.00
09/29/25	The Blackbaud Giving Fund	Champlin Park High School	Student Recognition	\$44.00
09/29/25	The Blackbaud Giving Fund	Champlin Park High School	Student Recognition	\$48.00
09/29/25	The Blackbaud Giving Fund	Champlin Park High School	Student Recognition	\$104.00
09/30/25	The Blackbaud Giving Fund The Commencement Group	Sand Creek Elementary	Staff/Student events	\$150.00
09/22/25	Inc.	Coon Rapids High School	graduation expenses for 2026	\$861.50
09/29/25	University Avenue PTO, Inc.	University Ave Elementary	1st/4th Gr. Buddy Field Trip	\$500.00

*MATERIAL, EQUIPMENT, OR
LABOR DONATION

TOTAL

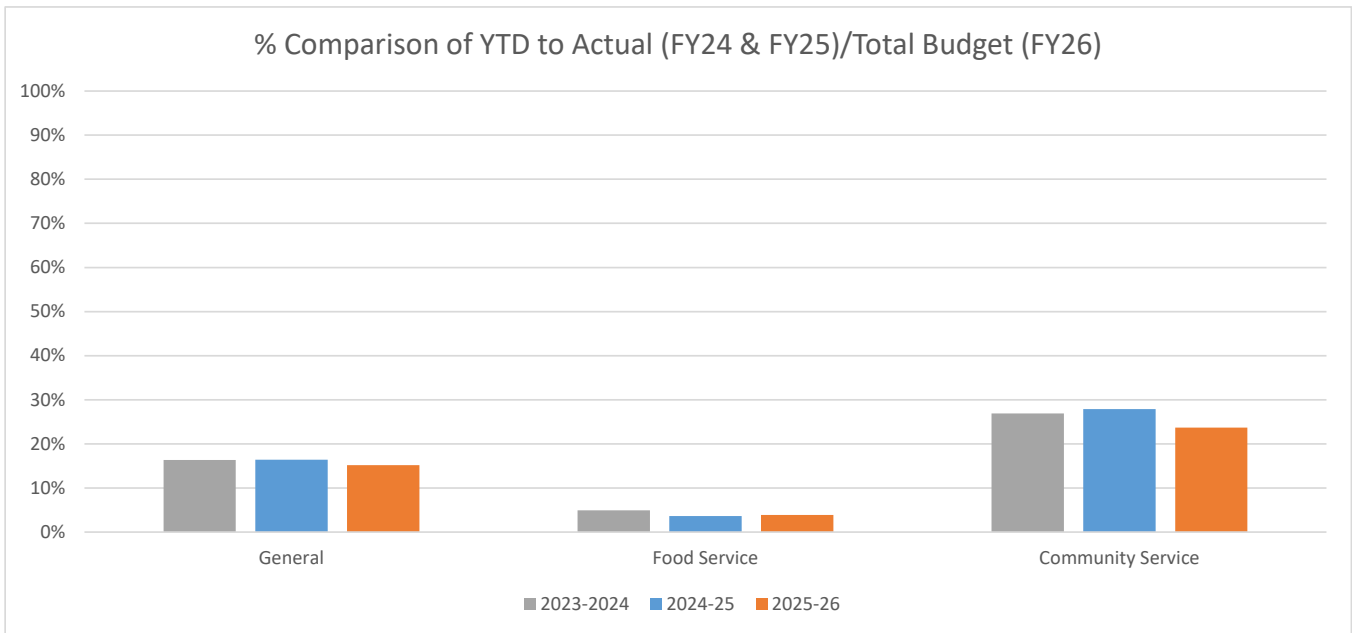
\$234,531.84

SCHOLARSHIP DONATIONS

DATE	DONOR	DONEE	PURPOSE	AMOUNT
09/12/25	Gailand Charles LeDoux	Anoka High School	Class of '63 Scholarship	\$80.00
09/12/25	Dennis Levendowski	Anoka High School	Class of '63 Scholarship	\$100.00
09/12/25	Jerry Olson & Sandra Forslund	Anoka High School	Class of '63 Scholarship	\$100.00
10/02/25	Hare/Hamilton Giving Fund Philotropic Trust Foundation -	Anoka High School	Class of '63 Scholarship	\$700.00
10/08/25	Stephen Ruffing	Champlin Park High School	CPS AVID	\$4,000.00
10/16/25	New Creations Child Care	Champlin Park High School	New Creations Child Care and Learning - Community Scholarship	\$500.00
			SCHOLARSHIP TOTALS	<u>\$ 5,480.00</u>
			TOTAL DONATIONS	<u>\$ 240,011.84</u>

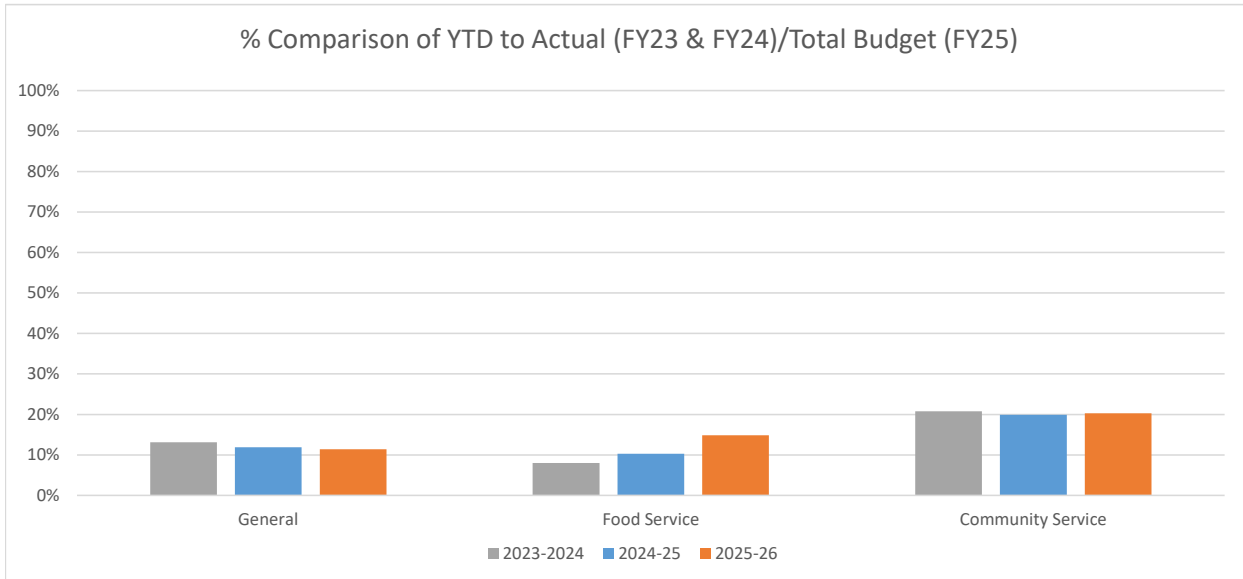
**Anoka-Hennepin ISD #11
Statement of Revenues
For the month ended September 30, 2025**

Fund	Month to Date	Year to Date	Budget	FY26 YTD is % of Budget FY25 & FY24 YTD is % of Actual		
				2025-26	2024-25	2023-2024
General	28,499,766	102,361,782	675,245,459	15%	16%	16%
Food Service	475,692	1,047,321	26,973,057	4%	4%	5%
Community Service	3,111,228	7,471,101	31,540,742	24%	28%	27%
Building Construction	-	-	-	0%	326%	488%
Debt Service	3,420	1,522,995	15,199,755	10%	14%	11%
Trust	-	-	2,000,000	0%	0%	0%
Total All Funds	\$ 32,090,105	\$ 112,403,200	\$ 750,959,013	15%	16%	16%



Anoka-Hennepin ISD #11
Statement of Expenditures
For the month ended September 30, 2025

Fund	Month to Date	Year to Date	Budget	FY26 YTD is % of Budget		
				FY25 & FY24 YTD is % of Actual		
				2025-26	2024-25	2023-2024
General						
Salaries & Benefits	38,671,718	49,190,906	539,851,293	9%	10%	10%
Purchased Services	2,587,272	4,415,799	67,495,098	7%	5%	11%
Supplies	2,368,392	10,785,465	26,212,772	41%	43%	41%
Capital Expenditures	3,723,470	10,112,570	24,765,410	41%	42%	52%
Other Exp & Transfers	428,743	954,096	4,058,066	24%	17%	16%
Total General Fund	\$ 47,779,595	\$ 75,458,836	\$ 662,382,639	11%	12%	13%
Food Service						
Food Service	2,865,594	4,388,839	29,522,260	15%	10%	8%
Community Service						
Community Service	2,718,073	6,142,010	30,326,421	20%	20%	21%
Building Construction	-	-	4,175,430	0%	45%	44%
Debt Service	-	3,835,501	15,442,703	25%	26%	27%
Trust	-	-	750,000	0%	0%	0%
Total All Funds	\$ 53,363,262	\$ 89,825,187	\$ 742,599,453	12%	13%	14%





ANOKA-HENNEPIN SCHOOLS

EDUCATIONAL SERVICE CENTER

Cory McIntyre, *Superintendent*

✉ 2727 N Ferry St. • Anoka, MN 55303

☎ 763-506-1000 • Fax: 763-506-1013

🖥 ahschools.us

October 27, 2025

To: School Board Members and Superintendent Cory McIntyre

From: Tiffany Audette, CPPB, Director of Purchasing

Re: **Award Recommendation**
Bid # 26016B – Anoka MS-FM Pool Mechanical Upgrades
Opened on Thursday, September 25, 2025, at 2:00 p.m. LT.

The recap below is a record of the two (2) bids received for this project. The recommendation is made to award a contract to the lowest responsive and responsible bidder, Construction Results Corporation of Plymouth, Minnesota with the base bid of \$738,000.00.

Response Tab for Solicitation		
Bid #26016B Anoka MS-FM Pool Mechanical Upgrades Bid Opening 09/25/2025 @ 2:00pm L.T.		
Bidder	Construction Results Corporation	Parkos Construction
1.5B - Base bid	\$738,000.00	\$764,400.00
Alternate 1	\$136,000.00	\$85,200.00
Addendum 1 acknowledged	Y	Y
Bid Bond received	Y	Y
Responsible Contractor acknowledged	Y	Y



ANOKA-HENNEPIN
SCHOOLS
A future without limit

ANOKA-HENNEPIN DISTRICT 11

October 1, 2025

ENROLLMENT REPORT



ANOKA-HENNEPIN
SCHOOLS
A future without limit

October 01, 2025

To: School Board Members
Cabinet Members

From: Michelle Vargas, Chief Financial Officer
Michelle VanDenTop, Director Technology & Information Services
Nick Herman, Data Integration Manager

October 1, 2024 Enrollment Report

The October 1 report is an accounting of the annual projection cycle which uses a number of assumptions, processes and data sources.

Attached is the October 1, 2025 enrollment counts report. The report includes:

- Fall Enrollment Summary (Pages 1 and 2)
- Elementary Counts & Trends (Pages 3 to 5)
- Secondary Counts & Trends (Pages 6 and 7)
- Ethnicity by School & Trends (Pages 8 to 10)
- ESL by School by Service Level (Page 11)
- F/R (Free & Reduced) Counts & Trends (Pages 12 and 13)

Total Enrollment

The total K-12 enrollment summary (page 1) shows an overall decrease of 12 students from 2024 to 2025. The October 1 count shows 354 more students than originally projected.

Compared to projected

Elementary

- Kindergarten enrollment has 82 less students than projected.
- Grades 1-5 are up 149 students from projected.
- K-5 counts were 67 students more than projected

Middle School

- The middle schools showed an increase from projection, up 125 students.

High School

- There are 162 more students than projected at the high schools.

Compared to last year's Oct 1

Elementary

- Kindergarten counts decreased by 134 students from the previous year.
- Grades 1-5 count decreased by 98 students from the previous year.
- The K-5 elementary count decreased by 232 students from the previous year.

Middle School

- The middle school count increased by 248 students from the previous year.

High School

- The high school student count decreased by 28 students from the previous year.

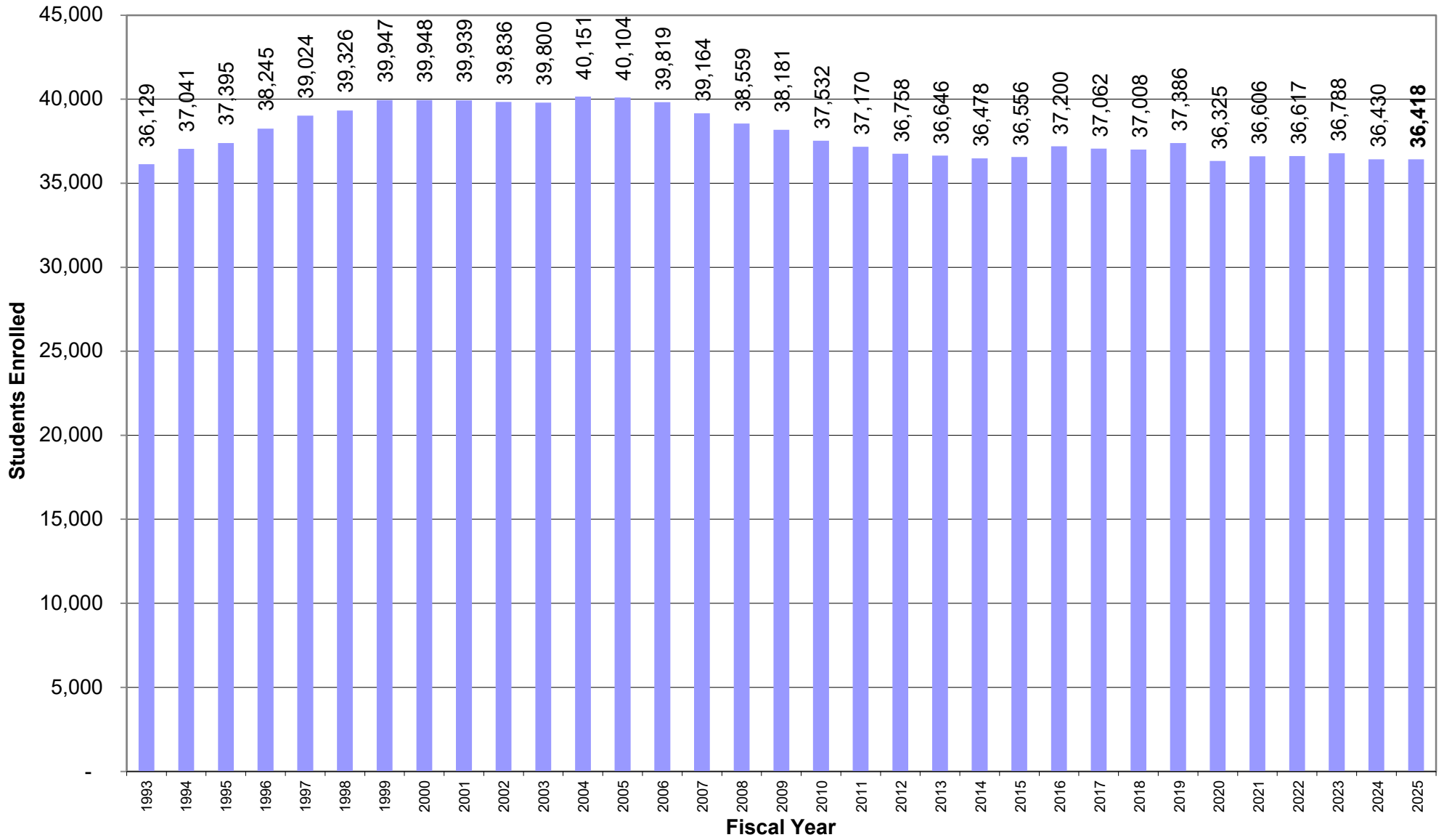
The secondary counts include those students participating in the S.T.E.P. program. The number of students participating on a full or part time basis from each of the high schools is listed on the bottom of the secondary counts page.

Fall Enrollment Summary
October 1, 2025

Grade Level	Actual Oct 1, 2017	Actual Oct 1, 2018	Actual Oct 1, 2019	Actual Oct 1, 2020	Actual Oct 1, 2021	Actual Oct 1, 2022	Actual Oct 1, 2023	Actual Oct 1, 2024	Actual Oct 1, 2025	24 to 25 Diff	2025 Projected	Proj Diff
K	2,554	2,580	2,682	2,371	2,600	2,553	2,452	2,402	2,268	-134	2,350	-82
1 - 5 Elementary	13,620	13,425	13,485	12,925	12,972	13,353	13,412	13,238	13,140	-98	12,991	149
	16,174	16,005	16,167	15,296	15,572	15,906	15,864	15,640	15,408	-232	15,341	67
6 - 8	8,958	8,966	8,952	8,653	8,488	8,443	8,341	8,419	8,667	248	8,542	125
9 - 12 Secondary	11,930	12,037	12,267	12,376	12,546	12,268	12,583	12,371	12,343	-28	12,181	162
	20,888	21,003	21,219	21,029	21,034	20,711	20,924	20,790	21,010	220	20,723	287
K - 12 Totals	37,062	37,008	37,386	36,325	36,606	36,617	36,788	36,430	36,418	-12	36,064	354
Alternative Schools	361	378	294	333	420	506	383	400	387	-13		
K-12 and Alt Totals	37,423	37,386	37,680	36,658	37,026	37,123	37,171	36,830	36,805	-25		
Concurrent Programs	274	321	262	192	660	585	707	626	660	34		
*K - 12 Totals	37,697	37,707	37,942	36,850	37,686	37,708	37,878	37,456	37,465	9		

* Includes full-time, part-time and dual-enrolled students

Anoka-Hennepin ISD11 Total Enrollment History October 1

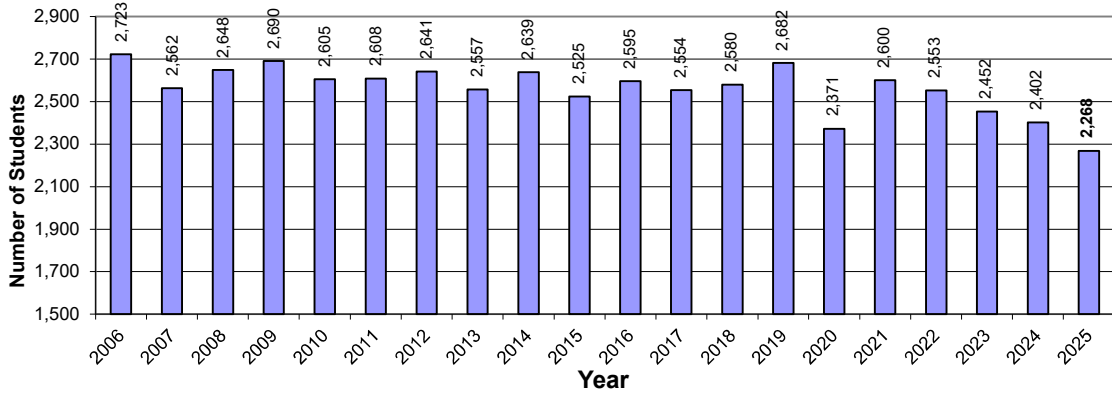


Elementary Counts
October 1, 2025

School Name	Sch#	K	Gr 1	Gr 2	Gr 3	Gr 4	Gr 5	Total	Projected	
									Projected	Diff
Adams Elementary School	400	70	73	80	78	76	76	453	456	-3
Andover Elementary School	426	178	175	203	221	190	219	1,186	1,185	1
Brookside Elementary School	432	128	133	115	133	147	118	774	762	12
Champlin Brooklyn Park	430	117	102	114	111	137	141	722	698	24
Crooked Lake Elementary	402	46	64	73	76	85	66	410	439	-29
Dayton Elementary School	424	80	107	92	108	95	89	571	575	-4
Eisenhower Elementary	422	71	62	72	89	95	104	493	475	18
Evergreen Park Elementary	421	61	85	62	64	60	61	393	361	32
Hamilton Elementary School	404	55	70	70	61	61	55	372	364	8
Hoover Elementary School	405	72	76	83	96	78	67	472	459	13
Jefferson Elementary School	406	86	102	108	92	121	105	614	642	-28
Johnsville Elementary	407	97	103	106	100	132	102	640	639	1
Lincoln Elementary School	408	67	63	79	70	69	73	421	450	-29
Madison Elementary School	410	57	50	63	54	68	78	370	352	18
McKinley Elementary School	411	96	88	117	108	120	110	639	640	-1
Mississippi Elementary	412	62	61	65	79	85	74	426	436	-10
Monroe Elementary School	413	81	87	91	89	93	93	534	536	-2
Morris Bye Elementary	414	70	66	74	65	86	82	443	442	1
Oxbow Creek Elementary	425	194	165	160	207	202	187	1,115	1,092	23
Ramsey Elementary School	423	131	160	150	151	176	162	930	899	31
Rum River Elementary	427	102	126	131	140	166	151	816	825	-9
Sand Creek Elementary	417	57	90	85	82	100	114	528	559	-31
Sunrise Elementary School	431	159	157	198	170	172	190	1,046	1,002	44
University Ave Elementary	418	70	80	91	98	84	102	525	528	-3
Wilson Elementary School	420	61	81	83	91	101	98	515	525	-10
October 1, 2025 Elem Totals		2,268	2,426	2,565	2,633	2,799	2,717	15,408	15,341	67
Projected		2,350	2,438	2,501	2,608	2,772	2,672	15,341		
Difference from Projected		-82	-12	64	25	27	45	67		

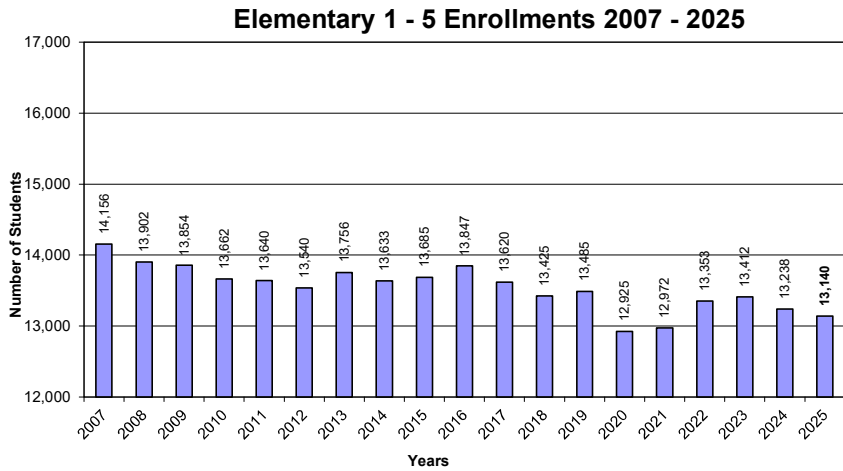
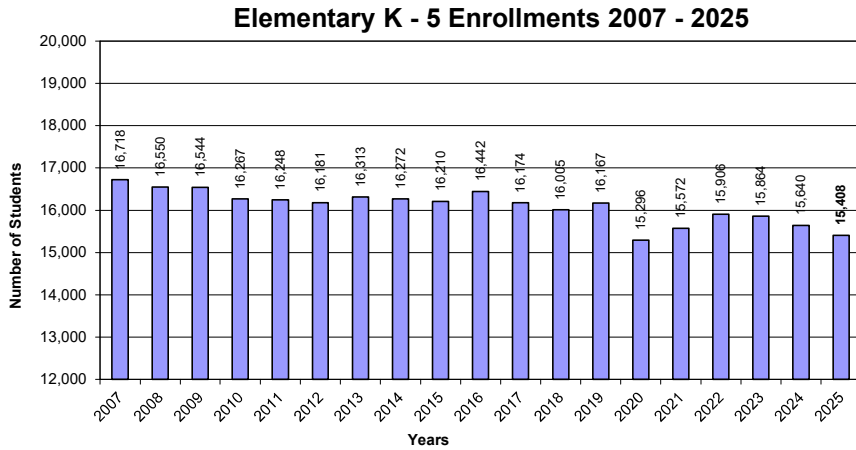
**Kindergarten
October 1 Enrollment
2006 - 2025**

K Enrollments 2006 - 2025



Year	K Enrollment
1994	3,053
1995	3,134
1996	3,098
1997	3,073
1998	3,005
1999	3,003
2000	2,857
2001	2,864
2002	2,772
2003	2,687
2004	2,768
2005	2,680
2006	2,723
2007	2,562
2008	2,648
2009	2,690
2010	2,605
2011	2,608
2012	2,641
2013	2,557
2014	2,639
2015	2,525
2016	2,595
2017	2,554
2018	2,580
2019	2,682
2020	2,371
2021	2,600
2022	2,553
2023	2,452
2024	2,402
2025	2,268

**Elementary Enrollments Grades K - 5
October 1 Enrollment
2007 - 2025**



Year	K-5	Year	K	Year	1-5
1993	18,304	1993	3,066	1993	15,238
1994	18,294	1994	3,053	1994	15,241
1995	18,693	1995	3,134	1995	15,559
1996	18,759	1996	3,098	1996	15,661
1997	18,776	1997	3,073	1997	15,703
1998	18,789	1998	3,005	1998	15,784
1999	18,869	1999	3,003	1999	15,866
2000	18,602	2000	2,857	2000	15,745
2001	18,214	2001	2,864	2001	15,350
2002	17,774	2002	2,772	2002	15,002
2003	17,565	2003	2,687	2003	14,878
2004	17,461	2004	2,768	2004	14,693
2005	17,224	2005	2,680	2005	14,544
2006	17,029	2006	2,723	2006	14,306
2007	16,718	2007	2,562	2007	14,156
2008	16,550	2008	2,648	2008	13,902
2009	16,544	2009	2,690	2009	13,854
2010	16,267	2010	2,605	2010	13,662
2011	16,248	2011	2,608	2011	13,640
2012	16,181	2012	2,641	2012	13,540
2013	16,313	2013	2,557	2013	13,756
2014	16,272	2014	2,639	2014	13,633
2015	16,210	2015	2,525	2015	13,685
2016	16,442	2016	2,595	2016	13,847
2017	16,174	2017	2,554	2017	13,620
2018	16,005	2018	2,580	2018	13,425
2019	16,167	2019	2,682	2019	13,485
2020	15,296	2020	2,371	2020	12,925
2021	15,572	2021	2,600	2021	12,972
2022	15,906	2022	2,553	2022	13,353
2023	15,864	2023	2,452	2023	13,412
2024	15,640	2024	2,402	2024	13,238
2025	15,408	2025	2,268	2025	13,140

**Secondary Counts
October 1, 2025**

School Name	Sch#	Gr 6	Gr 7	Gr 8	Gr 9	Gr 10	Gr 11	Gr 12	Total	Projected	Projected Diff
Anoka Middle School Fred Moore	0033	0	565	549					1,114	1,074	40
Anoka Middle School Washington	0034	565	0	0					565	521	44
Coon Rapids Middle School	0004	441	421	436					1,298	1,298	0
Jackson Middle School	0006	697	718	676					2,091	2,039	52
Northdale Middle School	0090	382	413	380					1,175	1,192	-17
Oak View Middle School	0193	462	431	430					1,323	1,313	10
Roosevelt Middle School	0195	348	411	342					1,101	1,105	-4
Middle School Totals		2,895	2,959	2,813					8,667	8,542	125
Andover High School	0094				479	449	437	433	1,798	1,805	-7
Anoka High School	0001				561	587	601	604	2,353	2,294	59
Blaine High School	0091				808	796	832	777	3,213	3,177	36
Champlin Park High School	0192				770	744	742	708	2,964	2,970	-6
Coon Rapids High School	0002				503	491	505	516	2,015	1,935	80
High School Totals					3,121	3,067	3,117	3,038	12,343	12,181	162
Secondary Totals		2,895	2,959	2,813	3,121	3,067	3,117	3,038	21,010	20,723	287
Projected Secondary		2,847	2,930	2,765	3,019	3,098	3,074	2,990	20,723		
Difference		48	29	48	102	-31	43	48	287		
Alternative Schools											
A-H Technical High School	0434				0	0	0	125	125		
Anthony Louis House	0464				2	5	4	0	11		
Sandburg Regional High School	0122				0	39	96	116	251		
Alternative School Totals					2	44	100	241	387		
Alternative and Secondary Totals		2,895	2,959	2,813	3,123	3,111	3,217	3,279	21,397		

Concurrent Programs

	Sch#	6	7	8	9	10	11	12	Total
Anoka-Hennepin Online Program	0898	0	0	0	7	27	65	88	187
A-H Regional Night School	0111	0	0	0	0	24	136	265	425
Compass Bell Center	0812	0	6	10	7	1	2	1	27
Compass Online 7-12	0680	0	0	0	0	8	7	6	21
		0	6	10	14	60	210	360	660

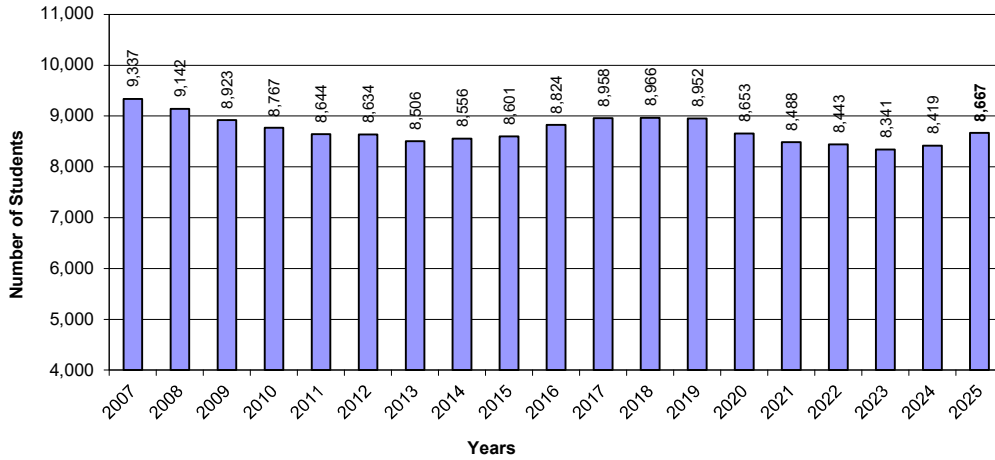
Sec Tech Ed Program

	Gr 10	Full Time			FT Total	Part Time			PT Total	Totals
		Gr 11	Gr 12			Gr 10	Gr 11	Gr 12		
Andover High School	0	0	5	5		17	104	82	203	208
Anoka High School	0	3	11	14		5	60	123	188	202
Blaine High School	0	2	6	8		8	128	179	315	323
Champlin Park High School	0	0	6	6		39	174	189	402	408
Coon Rapids High School	0	0	22	22		22	107	144	273	295
Alternative Schools	1	60	146	207		0	0	13	13	220

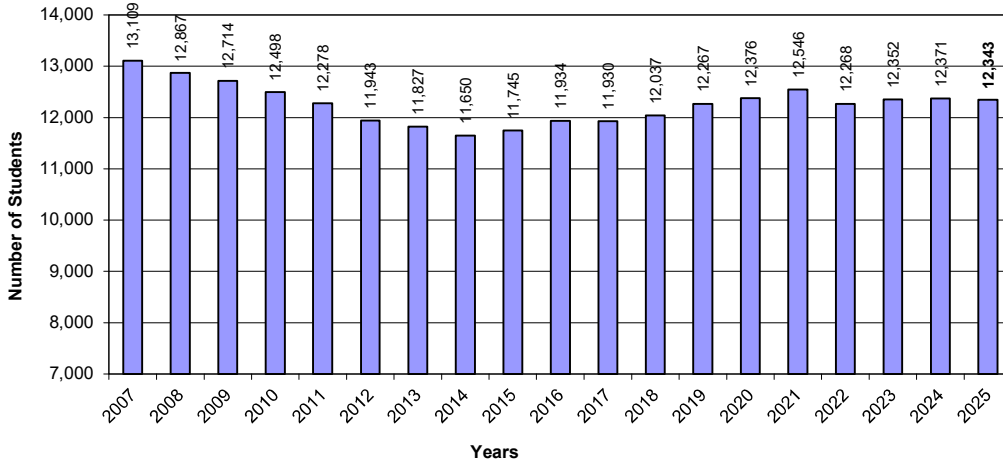
STEP students are included in home high school counts above except the Out of District/Non Public

**Secondary Enrollments Grades 6 - 12
October 1 Enrollment
2007-2025**

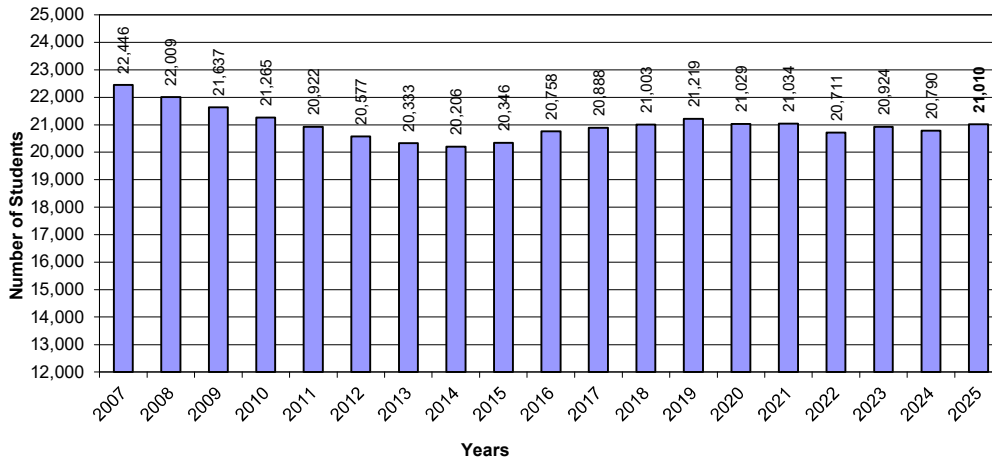
Middle School Grades 6 - 8 Enrollments 2007-2025



High School Grades 9 - 12 Enrollments 2007 - 2025



Secondary 6 - 12 Enrollments 2007 - 2025



Year	Gr 9-12 Enrollment	Gr 6-8 Enrollment
1990	16,830	
1991	17,409	
1992	18,152	9,692
1993	18,737	10,003
1994	19,101	10,368
1995	19,552	10,728
1996	20,265	11,182
1997	20,550	11,314
1998	20,937	11,518
1999	21,078	11,727
2000	21,346	11,938
2001	21,725	12,145
2002	22,062	12,425
2003	22,235	12,568
2004	22,690	12,979
2005	22,880	13,181
2006	22,790	13,225
2007	22,446	13,109
2008	22,009	12,867
2009	21,637	12,714
2010	21,265	12,498
2011	20,922	12,278
2012	20,577	11,943
2013	20,333	11,827
2014	20,206	11,650
2015	20,346	11,745
2016	20,758	11,934
2017	20,888	11,930
2018	21,003	12,037
2019	21,219	12,267
2020	21,029	12,376
2021	21,034	12,546
2022	20,711	12,268
2023	20,924	12,352
2024	20,790	12,371
2025	21,010	12,343

State Ethnicity by School

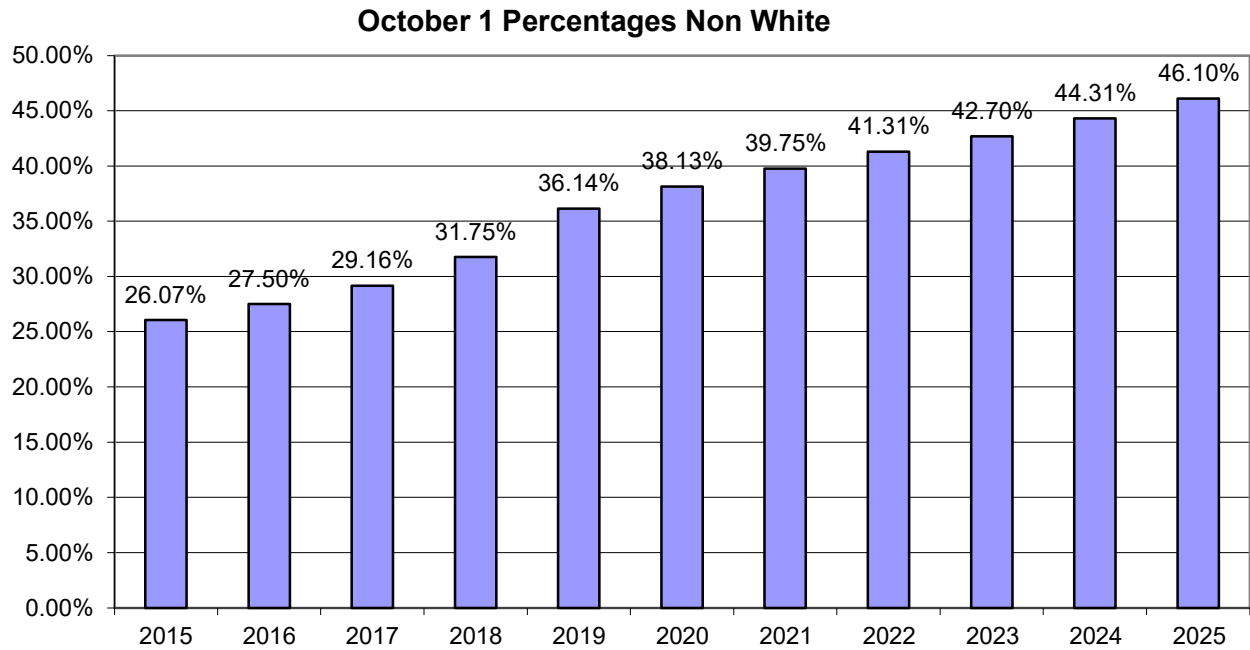
October 1, 2025

School Name	Enrolled	% NonWhite	American				Hispanic	Other	Pacific Islander	Two or More	White
			Indian	Asian	Black	Indigenous Peoples					
Elementary Schools											
Adams Elementary School	453	67.77%	16	82	115	54	1	0	39	146	
Andover Elementary School	1186	24.62%	29	93	67	49	0	0	54	894	
Brookside Elementary School	774	28.55%	21	64	60	40	0	0	36	553	
Champlin Brooklyn Park	722	53.19%	23	110	142	48	2	0	59	338	
Crooked Lake Elementary	410	28.54%	3	27	35	25	0	0	27	293	
Dayton Elementary School	571	47.64%	17	42	103	72	0	1	37	299	
Eisenhower Elementary	493	51.93%	19	67	49	72	1	0	48	237	
Evergreen Park Elementary	393	92.88%	14	109	119	89	0	0	34	28	
Hamilton Elementary School	372	62.63%	19	53	95	34	1	0	31	139	
Hoover Elementary School	472	51.06%	21	59	73	48	0	1	39	231	
Jefferson Elementary School	614	52.61%	23	74	118	57	0	0	51	291	
Johnsville Elementary	640	45.16%	25	60	128	37	0	0	39	351	
Lincoln Elementary School	421	40.86%	20	20	51	35	2	0	44	249	
Madison Elementary School	370	48.38%	14	60	47	45	0	0	13	191	
McKinley Elementary School	639	19.41%	23	46	13	21	0	1	20	515	
Mississippi Elementary	426	53.05%	21	61	75	37	0	2	30	200	
Monroe Elementary School	534	75.66%	12	163	120	52	3	0	54	130	
Morris Bye Elementary	443	55.08%	14	83	83	28	0	1	35	199	
Oxbow Creek Elementary	1115	40.90%	25	144	154	57	3	0	73	659	
Ramsey Elementary School	930	59.03%	24	116	299	55	0	1	54	381	
Rum River Elementary	816	22.92%	13	50	39	47	1	0	37	629	
Sand Creek Elementary	528	51.70%	21	66	101	36	0	0	49	255	
Sunrise Elementary School	1046	42.16%	21	109	221	27	3	1	59	605	
University Ave Elementary	525	61.14%	21	57	135	51	0	0	57	204	
Wilson Elementary School	515	44.08%	18	53	85	30	0	0	41	288	
Elementary Totals	15408	46.10%	477	1868	2527	1146	17	8	1060	8305	
Middle Schools											
School Name	Enrolled	% NonWhite	American				Hispanic	Other	Pacific Islander	Two or More	White
			Indian	Asian	Black	Indigenous Peoples					
Anoka Middle School Fred Moore	1114	43.18%	43	83	210	67	0	1	77	633	
Anoka Middle School Washington	565	43.54%	11	57	105	36	1	0	36	319	
Coon Rapids Middle School	1298	59.32%	54	187	302	114	0	2	111	528	
Jackson Middle School	2091	57.39%	62	374	415	191	0	1	157	891	
Northdale Middle School	1175	48.09%	57	124	185	119	0	2	78	610	
Oak View Middle School	1323	25.02%	33	84	92	68	1	0	53	992	
Roosevelt Middle School	1101	38.24%	25	100	169	59	1	0	67	680	
Middle School Totals	8667	46.31%	285	1009	1478	654	3	6	579	4653	
High Schools											
School Name	Enrolled	% NonWhite	American				Hispanic	Other	Pacific Islander	Two or More	White
			Indian	Asian	Black	Indigenous Peoples					
Andover High School	1798	23.64%	47	116	113	71	0	0	78	1373	
Anoka High School	2353	39.48%	97	162	403	131	1	0	135	1424	
Blaine High School	3213	44.57%	68	358	619	199	1	2	185	1781	
Champlin Park High School	2964	58.70%	70	479	714	255	4	1	217	1224	
Coon Rapids High School	2015	56.92%	87	263	481	175	1	4	136	868	
High School Totals	12343	45.96%	369	1378	2330	831	7	7	751	6670	
District Totals	36418	46.10%	1131	4255	6335	2631	27	21	2390	19628	
			3.11%	11.68%	17.40%	7.22%	0.07%	0.06%	6.56%	53.90%	

**Federal Ethnicity by School
October 1, 2025**

School Name	Enrolled	% NonWhite						Pacific Islander	Two or More
			American Indian	Asian	Hispanic	Black	White		
Elementary Schools									
Adams Elementary School	453	67.77%	2	82	56	115	146	0	52
Andover Elementary School	1186	24.62%	3	93	56	67	894	0	73
Brookside Elementary School	774	28.55%	2	64	42	60	553	0	53
Champlin Brooklyn Park	722	53.19%	5	110	53	142	338	0	74
Crooked Lake Elementary	410	28.54%	1	27	25	35	293	0	29
Dayton Elementary School	571	47.64%	8	42	74	103	299	1	44
Eisenhower Elementary	493	51.93%	2	67	73	49	237	0	65
Evergreen Park Elementary	393	92.88%	1	109	93	119	28	0	43
Hamilton Elementary School	372	62.63%	6	53	34	95	139	0	45
Hoover Elementary School	472	51.06%	2	59	50	73	231	1	56
Jefferson Elementary School	614	52.61%	4	74	59	118	291	0	68
Johnsville Elementary	640	45.16%	2	60	45	128	351	0	54
Lincoln Elementary School	421	40.86%	6	20	39	51	249	0	56
Madison Elementary School	370	48.38%	3	60	47	47	191	0	22
McKinley Elementary School	639	19.41%	0	46	21	13	515	1	43
Mississippi Elementary	426	53.05%	0	61	40	75	200	2	48
Monroe Elementary School	534	75.66%	3	163	53	120	130	0	65
Morris Bye Elementary	443	55.08%	2	83	28	83	199	1	47
Oxbow Creek Elementary	1115	40.90%	5	144	61	155	659	0	91
Ramsey Elementary School	930	59.03%	1	116	57	299	381	1	75
Rum River Elementary	816	22.92%	1	50	47	39	629	0	50
Sand Creek Elementary	528	51.70%	5	66	40	101	255	0	61
Sunrise Elementary School	1046	42.16%	4	109	33	221	605	1	73
University Ave Elementary	525	61.14%	5	57	52	135	204	0	72
Wilson Elementary School	515	44.08%	3	53	32	85	288	0	54
Elementary Totals	15408	46.10%	76	1868	1210	2528	8305	8	1413
Middle Schools									
Anoka Middle School Fred Moore	1114	43.18%	4	83	71	210	633	1	112
Anoka Middle School Washington	565	43.54%	5	57	38	105	319	0	41
Coon Rapids Middle School	1298	59.32%	8	187	118	302	528	2	153
Jackson Middle School	2091	57.39%	12	374	198	415	891	1	200
Northdale Middle School	1175	48.09%	6	124	130	185	610	2	118
Oak View Middle School	1323	25.02%	3	84	75	92	992	0	77
Roosevelt Middle School	1101	38.24%	2	100	62	169	680	0	88
Middle School Totals	8667	46.31%	40	1009	692	1478	4653	6	789
High Schools									
Andover High School	1798	23.64%	7	116	75	113	1373	0	114
Anoka High School	2353	39.48%	19	162	147	403	1424	0	198
Blaine High School	3213	44.57%	17	358	209	619	1781	2	227
Champlin Park High School	2964	58.70%	16	479	268	714	1224	1	262
Coon Rapids High School	2015	56.92%	19	263	178	481	868	4	202
High School Totals	12343	45.96%	78	1378	877	2330	6670	7	1003
District Totals	36418	46.10%	194	4255	2779	6336	19628	21	3205
			0.53%	11.68%	7.63%	17.40%	53.90%	0.06%	8.80%
Historical Data									
2025-26 Year	36418	46.10%	0.53%	11.68%	7.63%	17.40%	53.90%	0.06%	8.80%
2024-25 Year	36430	44.31%	0.52%	10.96%	7.61%	16.42%	55.69%	0.05%	8.74%
2023-24 Year	36788	42.70%	0.51%	10.21%	7.56%	15.72%	57.30%	0.05%	8.64%
2022-23 Year	36617	41.31%	0.49%	9.87%	7.26%	15.04%	58.69%	0.05%	8.59%
2021-22 Year	36,606	39.75%	0.49%	9.34%	7.16%	14.31%	60.25%	0.07%	8.39%
2020-21 Year	36,325	38.13%	0.57%	8.85%	6.90%	13.40%	61.87%	0.07%	8.33%
2019-20 Year	37,386	36.14%	0.58%	8.43%	6.59%	12.67%	63.86%	0.06%	7.82%
2018-19 Year	37,008	31.75%	0.62%	7.90%	5.86%	12.01%	68.25%	0.11%	5.25%
2017-18 Year	37,062	29.05%	1.58%	8.60%	5.31%	13.56%	70.58%	-	-
2016-17 Year	37,200	27.50%	1.48%	8.27%	5.12%	12.63%	72.50%	-	-
2015-16 Year	36,556	26.07%	1.47%	7.76%	4.80%	12.04%	73.93%	-	-
2014-15 Year	36,478	24.48%	1.44%	7.32%	4.49%	11.22%	75.52%	-	-
2013-14 Year	36,646	23.28%	1.41%	6.95%	4.26%	10.66%	76.72%	-	-
2012-13 Year	36,758	22.22%	1.38%	6.59%	4.08%	10.17%	77.78%	-	-
2011-12 Year	37,170	21.88%	1.34%	6.50%	3.98%	10.06%	78.12%	-	-
2010-11 Year	37,532	21.48%	1.32%	6.50%	3.94%	9.73%	78.52%	-	-
2009-10 Year	38,181	20.99%	1.30%	6.42%	3.85%	9.42%	79.01%	-	-
2008-09 Year	38,559	20.40%	1.33%	6.39%	3.60%	9.08%	79.60%	-	-
2007-08 Year	39,164	18.92%	1.20%	6.19%	3.19%	8.33%	81.08%	-	-

District Percent Non White



Year	Percent by Ethnic Group							
	% NonWhite	Native Am	Asian	Hispanic	Black	White	Pacific Islander	Two or More
2011	21.88%	1.34%	6.50%	3.98%	10.06%	78.12%	-	-
2012	22.22%	1.38%	6.59%	4.08%	10.17%	77.78%	-	-
2013	23.28%	1.41%	6.95%	4.26%	10.66%	76.72%	-	-
2014	24.48%	1.44%	7.32%	4.49%	11.22%	75.52%	-	-
2015	26.07%	1.47%	7.76%	4.80%	12.04%	73.93%	-	-
2016	27.50%	1.48%	8.27%	5.12%	12.63%	72.50%	-	-
2017	29.16%	1.58%	8.64%	5.33%	13.61%	70.84%	-	-
2018	31.75%	0.62%	7.90%	5.86%	12.01%	68.25%	0.11%	5.25%
2019	36.14%	0.58%	8.43%	6.59%	12.67%	63.86%	0.06%	7.82%
2020	38.13%	0.57%	8.85%	6.90%	13.40%	61.87%	0.07%	8.33%
2021	39.75%	0.49%	9.34%	7.16%	14.31%	60.25%	0.07%	8.39%
2022	41.31%	0.49%	9.87%	7.26%	15.04%	58.69%	0.05%	8.59%
2023	42.70%	0.51%	10.21%	7.56%	15.72%	57.30%	0.05%	8.64%
2024	44.31%	0.52%	10.96%	7.61%	16.42%	55.69%	0.05%	8.74%
2025	46.10%	0.53%	11.68%	7.63%	17.40%	53.90%	0.06%	8.80%

**ESL by School by Service Level
October 1, 2025**

Students Eligible and Participating

School Name	Total	Enrl	%	ESL Levels				
				Qualify K-1	Entering	Emerging	Developing	Expanding
Elementary Schools								
Adams Elementary School	103	453	22.74%	0	28	24	41	10
Andover Elementary School	73	1186	6.16%	0	15	13	31	14
Brookside Elementary School	67	774	8.66%	0	12	13	30	12
Champlin Brooklyn Park	80	722	11.08%	0	23	21	30	6
Crooked Lake Elementary	41	410	10.00%	0	8	8	19	6
Dayton Elementary School	99	571	17.34%	0	25	20	41	13
Eisenhower Elementary	86	493	17.44%	0	18	20	38	10
Evergreen Park Elementary	131	393	33.33%	0	59	27	31	14
Hamilton Elementary School	60	372	16.13%	0	21	15	15	9
Hoover Elementary School	65	472	13.77%	0	24	11	20	10
Jefferson Elementary School	121	614	19.71%	0	41	14	47	19
Johnsville Elementary	79	640	12.34%	1	14	11	42	11
Lincoln Elementary School	46	421	10.93%	0	20	10	11	5
Madison Elementary School	47	370	12.70%	0	18	9	13	7
McKinley Elementary School	38	639	5.95%	0	7	10	17	4
Mississippi Elementary	79	426	18.54%	0	15	19	30	15
Monroe Elementary School	101	534	18.91%	0	25	23	43	10
Morris Bye Elementary	62	443	14.00%	0	16	14	22	10
Oxbow Creek Elementary	107	1115	9.60%	0	13	21	52	21
Ramsey Elementary School	170	930	18.28%	0	36	36	66	32
Rum River Elementary	44	816	5.39%	0	19	5	14	6
Sand Creek Elementary	86	528	16.29%	0	18	27	27	14
Sunrise Elementary School	125	1046	11.95%	0	20	17	56	32
University Ave Elementary	60	525	11.43%	0	20	12	21	7
Wilson Elementary School	65	515	12.62%	0	10	13	32	10
ESL Site Totals	2035	15408	13.21%	1	525	413	789	307

Middle Schools								
Anoka MS Fred Moore	61	1114	5.48%	0	5	10	30	16
Anoka MS Washington	35	565	6.19%	0	3	9	9	14
Coon Rapids MS	122	1298	9.40%	0	21	17	58	26
Jackson MS	188	2091	8.99%	0	15	36	85	52
Northdale MS	94	1175	8.00%	0	8	14	54	18
Oakview MS	45	1323	3.40%	0	3	8	21	13
Roosevelt MS	69	1101	6.27%	0	5	13	39	12
ESL Site Totals	614	8667	7.08%	0	60	107	296	151

High Schools								
Andover HS	44	1798	2.45%	0	4	5	22	13
Anoka HS	142	2353	6.03%	0	16	24	64	38
Blaine HS	214	3213	6.66%	2	17	29	115	51
Champlin Park HS	238	2964	8.03%	0	26	37	105	70
Coon Rapids HS	207	2015	10.27%	0	23	36	99	49
ESL Site Totals	845	12343	6.85%	2	86	131	405	221

District Total	3494	36418	9.59%	3	671	651	1490	679
-----------------------	-------------	--------------	--------------	----------	------------	------------	-------------	------------

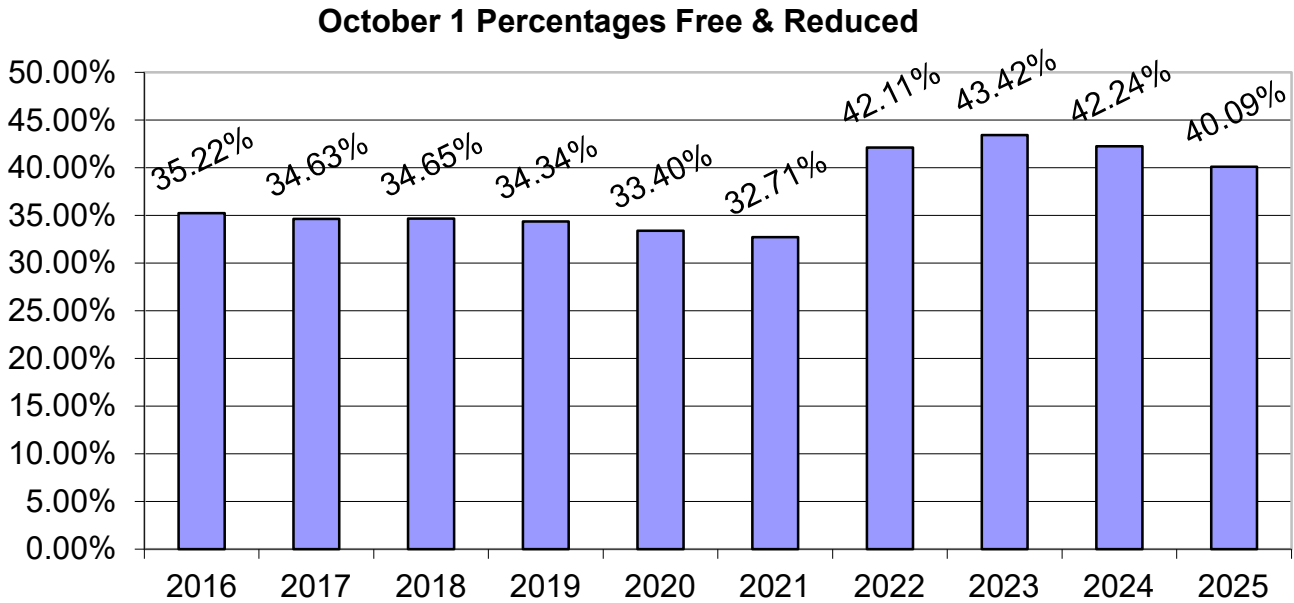
	Qualify K-1	Entering	Emerging	Developing	Expanding	Bridging	Reaching	
2025-2026 Dist Total	3494	36,418	9.59%	3	671	651	1490	679
2024-2025 Dist Total	3644	36,430	10.00%	3	712	682	1578	669
2023-2024 Dist Total	3191	36,788	8.67%	5	667	618	1346	555
2022-2023 Dist Total	3208	36,617	8.76%	19	624	621	1383	561
2021-2022 Dist Total	2699	36,606	7.37%	3	671	651	1490	679
2020-2021 Dist Total	2445	36,325	6.73%	157	275	401	1076	536
2019-2020 Dist Total	2578	37,386	6.90%	367	302	389	1017	503
2018-2019 Dist Total	2388	37,008	6.45%	355	258	355	902	518
2017-2018 Dist Total	2304	37,062	6.22%	294	286	392	871	461
2016-2017 Dist Total	2132	37,200	5.73%	289	230	255	485	602
2015-2016 Dist Total	2112	36,556	5.78%	285	232	234	532	655
2014-2015 Dist Total	2347	36,478	6.43%	312	199	230	646	749

Previous ESL Levels	New	Beg	AdvBg	Intermd	Adv	Monitor			
2012-2013 Dist Total	2438	36758	6.63%	79	619	482	562	443	253
2011-2012 Dist Total	2364	37170	6.36%	141	527	517	560	438	181
2010-2011 Dist Total	2261	37,532	6.02%	137	539	438	497	434	216
2009-2010 Dist Total	2332	38,181	6.11%	165	552	453	416	537	209
2008-2009 Dist Total	2379	38,559	6.17%	173	575	486	566	378	201

**Free and Reduced/Economic Indicator by School
October 1, 2025**

School Name	Enrolled	Total F&R	F&R		%	Free		DC		DC	
			Total%	Reduced		%	Reduced	%	Free	%	
Elementary Schools											
Adams Elementary School	453	290	64.02%	56	12.36%	234	51.66%	36	7.95%	178	39.29%
Andover Elementary School	1186	241	20.32%	70	5.90%	171	14.42%	46	3.88%	134	11.30%
Brookside Elementary School	774	229	29.59%	45	5.81%	184	23.77%	31	4.01%	134	17.31%
Champlin Brooklyn Park	722	325	45.01%	69	9.56%	256	35.46%	47	6.51%	198	27.42%
Crooked Lake Elementary	410	143	34.88%	29	7.07%	114	27.80%	17	4.15%	92	22.44%
Dayton Elementary School	571	189	33.10%	40	7.01%	149	26.09%	22	3.85%	111	19.44%
Eisenhower Elementary	493	265	53.75%	53	10.75%	212	43.00%	35	7.10%	184	37.32%
Evergreen Park Elementary	393	288	73.28%	58	14.76%	230	58.52%	40	10.18%	187	47.58%
Hamilton Elementary School	372	247	66.40%	51	13.71%	196	52.69%	37	9.95%	157	42.20%
Hoover Elementary School	472	270	57.20%	60	12.71%	210	44.49%	31	6.57%	168	35.59%
Jefferson Elementary School	614	317	51.63%	63	10.26%	254	41.37%	45	7.33%	209	34.04%
Johnsville Elementary	640	286	44.69%	58	9.06%	228	35.63%	35	5.47%	202	31.56%
Lincoln Elementary School	421	241	57.24%	44	10.45%	197	46.79%	29	6.89%	162	38.48%
Madison Elementary School	370	160	43.24%	40	10.81%	120	32.43%	27	7.30%	100	27.03%
McKinley Elementary School	639	116	18.15%	25	3.91%	91	14.24%	19	2.97%	73	11.42%
Mississippi Elementary	426	235	55.16%	59	13.85%	176	41.31%	44	10.33%	144	33.80%
Monroe Elementary School	534	258	48.31%	51	9.55%	207	38.76%	30	5.62%	167	31.27%
Morris Bye Elementary	443	225	50.79%	41	9.26%	184	41.53%	27	6.09%	153	34.54%
Oxbow Creek Elementary	1115	326	29.24%	78	7.00%	248	22.24%	52	4.66%	187	16.77%
Ramsey Elementary School	930	524	56.34%	111	11.94%	413	44.41%	75	8.06%	342	36.77%
Rum River Elementary	816	172	21.08%	37	4.53%	135	16.54%	25	3.06%	107	13.11%
Sand Creek Elementary	528	247	46.78%	63	11.93%	184	34.85%	42	7.95%	152	28.79%
Sunrise Elementary School	1046	258	24.67%	65	6.21%	193	18.45%	37	3.54%	157	15.01%
University Ave Elementary	525	312	59.43%	79	15.05%	233	44.38%	46	8.76%	181	34.48%
Wilson Elementary School	515	256	49.71%	52	10.10%	204	39.61%	34	6.60%	169	32.82%
Elementary Totals	15408	6420	41.67%	1397	9.07%	5023	32.60%	909	5.90%	4048	26.27%
Middle Schools											
Anoka Middle School Fred Moore	1114	491	44.08%	109	9.78%	382	34.29%	79	7.09%	298	26.75%
Anoka Middle School Washington	565	240	42.48%	53	9.38%	187	33.10%	33	5.84%	141	24.96%
Coon Rapids Middle School	1298	743	57.24%	170	13.10%	573	44.14%	102	7.86%	437	33.67%
Jackson Middle School	2091	794	37.97%	192	9.18%	602	28.79%	115	5.50%	457	21.86%
Northdale Middle School	1175	531	45.19%	127	10.81%	404	34.38%	84	7.15%	299	25.45%
Oak View Middle School	1323	288	21.77%	65	4.91%	223	16.86%	38	2.87%	172	13.00%
Roosevelt Middle School	1101	366	33.24%	80	7.27%	286	25.98%	50	4.54%	235	21.34%
Middle School Totals	8667	3453	39.84%	796	9.18%	2657	30.66%	501	5.78%	2039	23.53%
High Schools											
Andover High School	1798	339	18.85%	68	3.78%	271	15.07%	42	2.34%	218	12.12%
Anoka High School	2353	891	37.87%	216	9.18%	675	28.69%	126	5.35%	521	22.14%
Blaine High School	3213	1211	37.69%	332	10.33%	879	27.36%	194	6.04%	666	20.73%
Champlin Park High School	2964	1188	40.08%	257	8.67%	931	31.41%	133	4.49%	672	22.67%
Coon Rapids High School	2015	1098	54.49%	247	12.26%	851	42.23%	150	7.44%	640	31.76%
High School Totals	12343	4727	38.30%	1120	9.07%	3607	29.22%	645	5.23%	2717	22.01%
District Totals	36418	14600	40.09%	3313	9.10%	11287	30.99%	2055	5.64%	8804	24.17%
			F&R								
	Enrolled	Total F&R	Total%	Reduced	%	Free	%				
2025-2026 District Totals	36418	14600	40.09%	3313	9.10%	11287	30.99%				
2024-2025 District Totals	36430	15389	42.24%	3300	9.06%	12089	33.18%				
2023-2024 District Totals	36788	15974	43.42%	3438	9.35%	12536	34.08%				
2022-2023 District Totals	36617	15419	42.11%	3756	10.26%	11663	31.85%				
2021-2022 District Totals	36606	11973	32.71%	3044	8.32%	8929	24.39%				
2020-2021 District Totals	36325	12132	33.40%	3357	9.24%	8775	24.16%				
2019-2020 District Totals	37386	12840	34.34%	3859	10.32%	8981	24.02%				
2018-2019 District Totals	37008	12824	34.65%	3496	9.45%	9328	25.21%				
2017-2018 District Totals	37062	12834	34.63%	3475	9.38%	9359	25.25%				
2016-2017 District Totals	37200	13102	35.22%	3451	9.28%	9651	25.94%				
2015-2016 District Totals	36556	12588	34.43%	2951	8.07%	9637	26.36%				
2014-2015 District Totals	36478	12967	35.55%	2698	7.40%	10269	28.15%				
2013-2014 District Totals	36646	12757	34.81%	3131	8.54%	9626	26.27%				
2012-2013 District Totals	36758	12520	34.06%	2944	8.01%	9576	26.05%				
2011-2012 District Totals	37170	12576	33.83%	2883	7.76%	9693	26.08%				
2010-2011 District Totals	37532	11905	32.02%	3426	9.22%	8479	22.81%				

**District Percent Free & Reduced
October 1 Percentages
2016- 2025**



	Total%	%	%
	F&R	Reduced	Free
2003	18.67%	6.11%	12.56%
2004	19.43%	6.13%	13.30%
2005	20.37%	6.45%	13.92%
2006	21.79%	7.13%	14.66%
2007	22.35%	7.10%	15.25%
2008*	26.73%	8.38%	18.36%
2009	30.66%	7.57%	23.08%
2010	31.72%	9.13%	22.59%
2011	33.84%	7.76%	26.08%
2012	34.06%	8.01%	26.05%
2013	34.81%	8.54%	26.27%
2014	35.55%	7.40%	28.15%
2015	34.43%	8.07%	26.36%
2016	35.22%	9.28%	25.94%
2017	34.63%	9.38%	25.25%
2018	34.65%	9.45%	25.21%
2019	34.34%	10.32%	24.02%
2020	33.40%	9.24%	24.16%
2021	32.71%	8.32%	24.39%
2022	42.11%	10.26%	31.85%
2023	43.42%	9.35%	34.08%
2024	42.24%	9.06%	33.18%
2025	40.09%	9.10%	30.99%

* Totals reflect New 30 day Carry Over rule change



OCTOBER 1 ENROLLMENT REPORT

*Michelle Vargas, Chief Financial Officer
Michelle VanDenTop, Director Technology & Info Services
Nick Herman, Data Integration Manager
October 27, 2025*

OCT. 1 ENROLLMENT REPORT



Purpose

- Provide information on key demographics.
- Describe notable trends or changes.
- Describe potential impacts.

OCT. 1 ENROLLMENT REPORT

Context

- Impacts on facilities and programming.
- Interconnectivity: Projections, budget, staffing, actual counts.
- Broader implications.

OCT. 1 ENROLLMENT REPORT

Summary

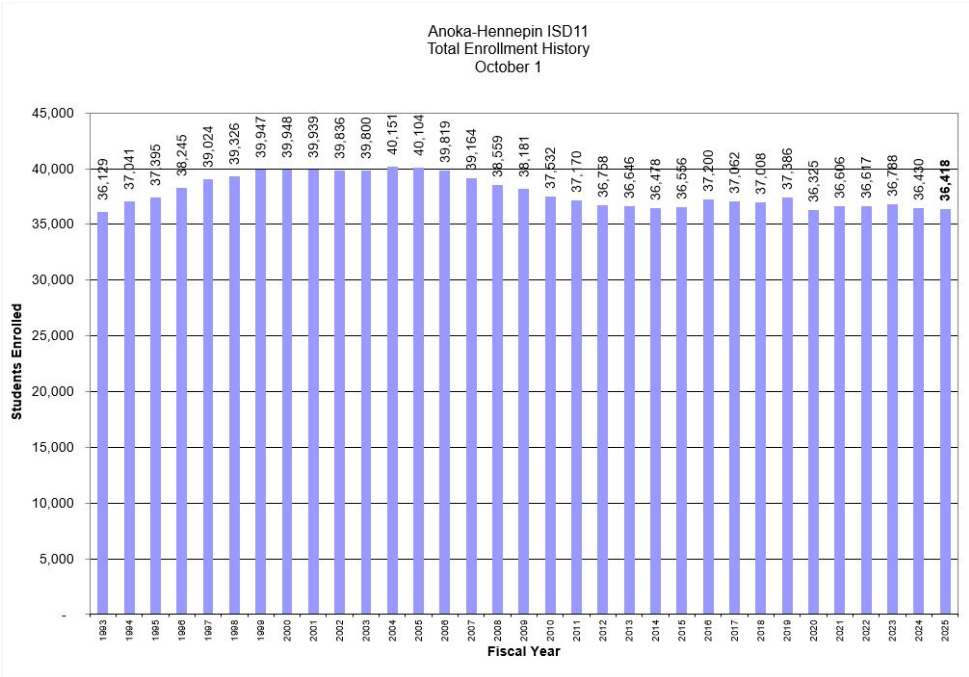
- Enrollment declined slightly from last year.
- Our K-12 projection was 0.98% off.
- Changes in enrollment varied by level.
- Ethnicity changes continue in a steady pattern.
- Multilingual learner numbers are near steady.
- Free and reduced populations continue with a slight decrease.

OCT. 1 ENROLLMENT REPORT



K-12 enrollment

- Enrollment is down K-12 by 12 students.
- Our projection was for a 366 student decrease.
- Projections and staffing are related.

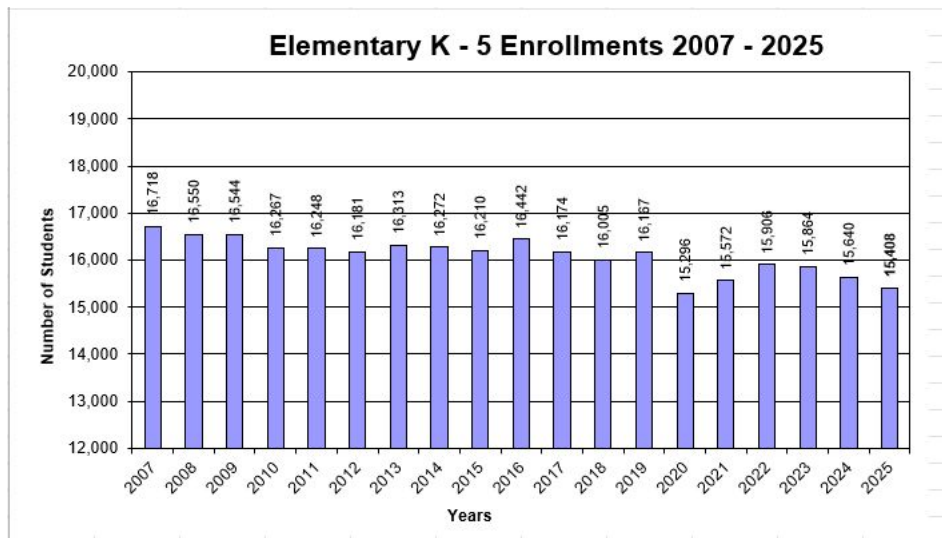


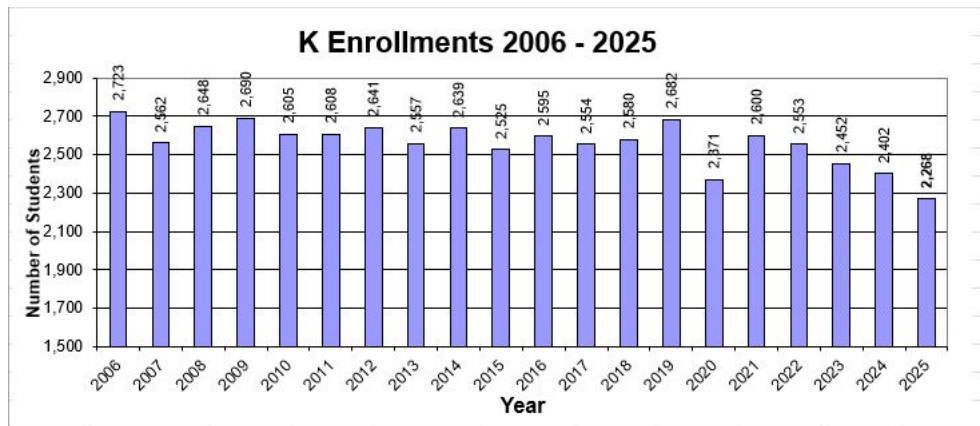
OCT. 1 ENROLLMENT REPORT



Elementary enrollments

- K-5 numbers have decreased by 232 students from 2024.
- Small kindergarten class at 2268.
- K-5 projections mostly impacted by lower than expected kindergarten cohorts.





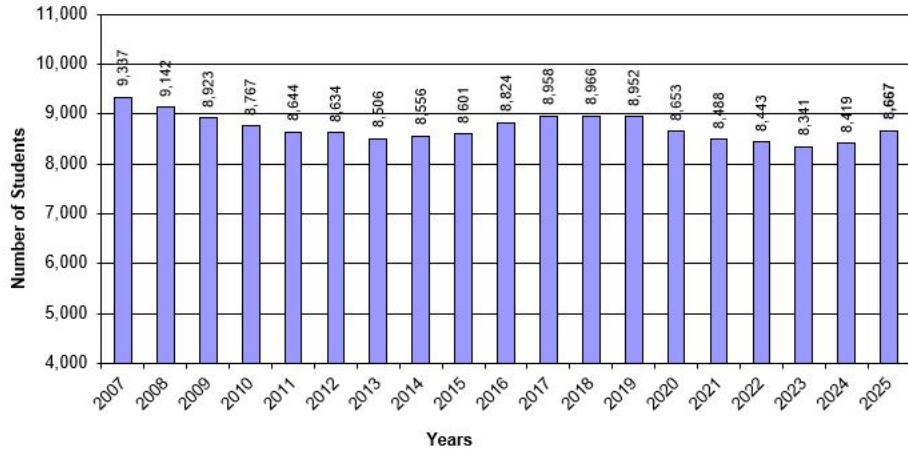
OCT. 1 ENROLLMENT REPORT

Secondary enrollments

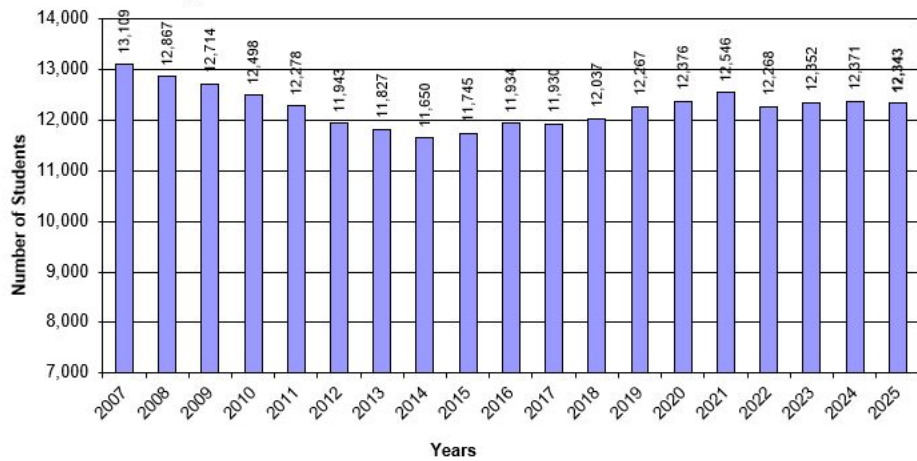
- Middle school enrollments are up 248 students.
- High school enrollments are down 28 students.



Middle School Grades 6 - 8 Enrollments 2007-2025



High School Grades 9 - 12 Enrollments 2007 - 2025

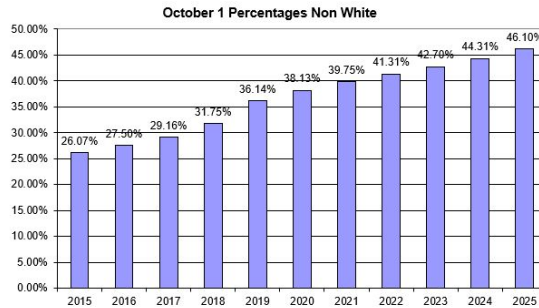


OCT. 1 ENROLLMENT REPORT



Ethnicity

The district continues to see changes following trendlines of an increase in ethnic group populations.



OCT. 1 ENROLLMENT REPORT



Multilingual (ML) students

There was a slight decrease in multilingual students from previous year, but still trending up overall.

				Quality K-1	Entering	Emerging	Developing	Expanding	Bridging	Reaching
2025-2026 Dist Total	3494	36,418	9.59%	3	671	651	1490	679		
2024-2025 Dist Total	3644	36,430	10.00%	3	712	682	1578	669		
2023-2024 Dist Total	3191	36,788	8.67%	5	667	618	1346	555		
2022-2023 Dist Total	3208	36617	8.76%	19	624	621	1383	561	0	0
2021-2022 Dist Total	2699	36606	7.37%	3	671	651	1490	679	0	0
2020-2021 Dist Total	2445	36325	6.73%	157	275	401	1076	536	0	0
2019-2020 Dist Total	2578	37386	6.90%	367	302	389	1017	503	0	0
2018-2019 Dist Total	2388	37008	6.45%	355	258	355	902	518	0	0
2017-2018 Dist Total	2304	37062	6.22%	294	286	392	871	461	0	0
2016-2017 Dist Total	2132	37200	5.73%	289	230	255	485	602	270	1
2015-2016 Dist Total	2112	36556	5.78%	285	232	234	532	655	174	0
2014-2015 Dist Total	2347	36478	6.43%	312	199	230	646	749	203	8

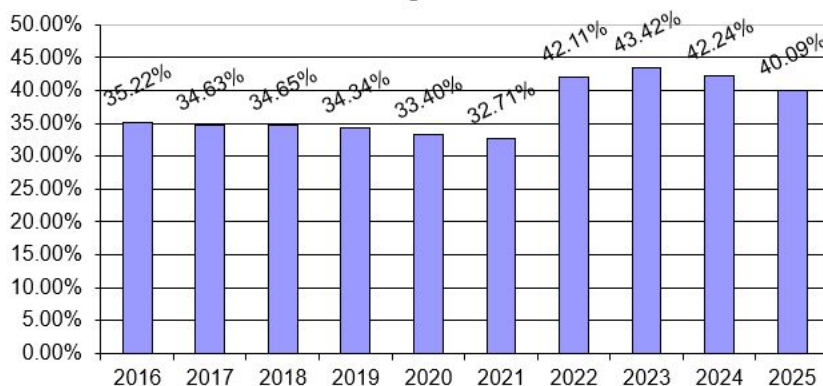
OCT. 1 ENROLLMENT REPORT



Free and reduced

- Free and reduced numbers decreased by 2.15%.
- Efforts by Child Nutrition Program (CNP) to inform families of reasons to apply beyond the cost of meals.
- Direct certification impacts.

October 1 Percentages Free & Reduced



OCT. 1 ENROLLMENT REPORT

Considerations

- It is likely that enrollment will continue to be limited by lower birth rate statistics collected by both counties.
- Birth rates and the impact of choice as being the most influential on the enrollment of Anoka-Hennepin Schools.
- A level or slight decline of enrollment should be expected into the near future.



COMMENTS OR QUESTIONS

Nick Herman

Data Integrations Manager
nicholas.herman@ahschools.us

Michelle VanDenTop

Director Technology & Info Services
michelle.vandentop@ahschools.us



STRIVING TOWARD ACADEMIC EXCELLENCE

Including Comprehensive Achievement and Civic
Readiness, Achievement and Integration

October 27, 2025

1

PRESENTATION OVERVIEW



- Comprehensive Achievement and Civic Readiness (CACR) and Achievement and Integration legislative components
- Data related to progress aligned with CACR legislative components in the areas of:
 - Student perception.
 - Student achievement.
- Clearly defined next steps aligned for each grade band of students served in Anoka-Hennepin Schools.

2

CACR LEGISLATIVE COMPONENTS



Overview of Anoka-Hennepin Schools' approach to CACR components

CACR components	Anoka-Hennepin strategies
Clearly defined goals	Goals based on data that cascade through the system.
A process for assessing student progress	Use of a comprehensive assessment system throughout all levels and departments, analyzed and disaggregated in multiple ways.
A system to review staff effectiveness	All staff are regularly scheduled for performance appraisal and teachers participate in QComp. Consistent employment qualifications are applied across all sites.
Quality instruction and curriculum	QComp observations focus on instruction, curriculum are aligned to standards and materials undergo a rigorous review.
Effective educational practices	The district employs a variety of evidence-based practices such as PLC structures, MTSS, and standards-based practices.
Budget aligned to learning	Over 75% of the district budget is directly aligned to classrooms.

3

ACHIEVEMENT AND INTEGRATION



Legislative components

Achievement and Integration is established to:

- Reduce disparities in academic achievement based on students' diverse racial, ethnic and economic backgrounds.
- Reduce disparities in equitable access to effective and more diverse teachers among racially, ethnically and economically diverse students.
- Increase racial and economic diversity and integration.

Minnesota statute 124D.861-862

4

THREE-YEAR PLAN (2024-2026)



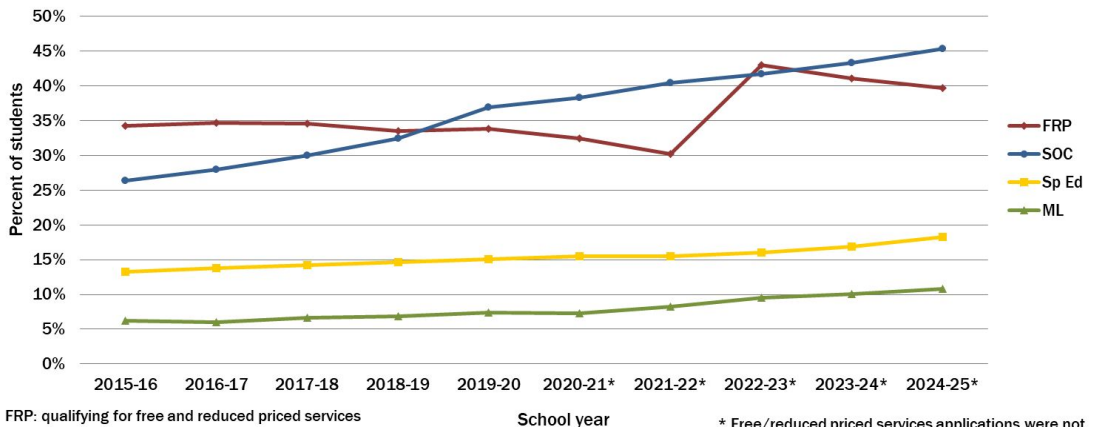
Overview of Anoka-Hennepin Schools' approach to A&I components

A&I components	Anoka-Hennepin strategies
Career and college readiness and rigorous coursework	Advancement via Individual Determination (AVID), International Baccalaureate (IB), Magnet/specialty school programming.
Professional development	Professional development on effective teaching practices and academic achievement of all students.
Targeted interventions to improve achievement	Middle school and high school reading and math intervention teachers, Student Achievement Advisors.
Family engagement	Student support advocates, cultural liaisons.
Integrated and innovative learning environments	Magnet/specialty school programming. Northwest Suburban Integration School District (NWSISD) partnership.
Recruitment and retention of diverse workforce	Recruitment specialist, Grow Your Own program, leadership development groups, mentorship program.



DEMOGRAPHIC TREND

Anoka-Hennepin is seeing a steady increase in students of color, multilingual students and students receiving special education services



FRP: qualifying for free and reduced priced services
 SoC: students of color
 Sp Ed: qualifying for special education services
 ML: Multilingual student receiving English language acquisition services

* Free/reduced priced services applications were not required in 2020-21 or 2021-22. Beginning in 2022-23 students were directly qualified through MDE based on set criteria in addition to family applications.

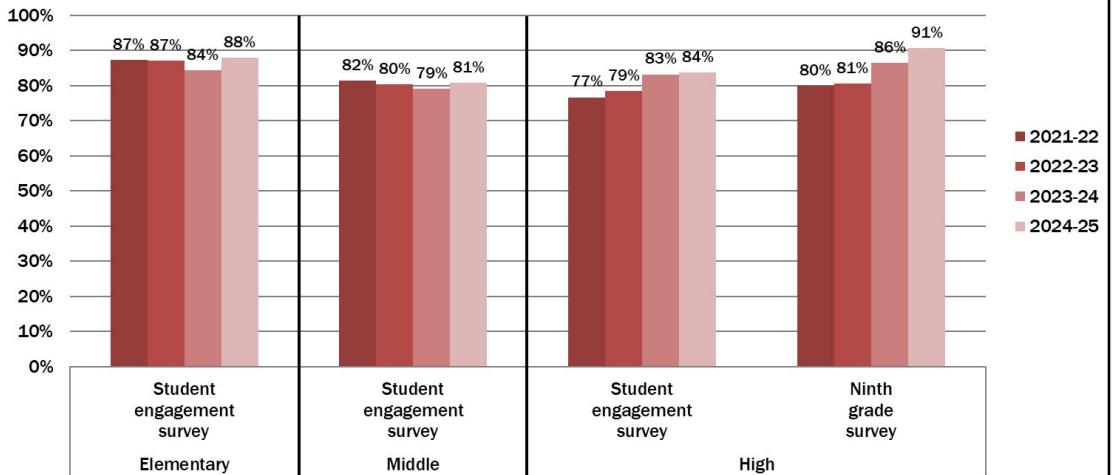


STUDENT PERCEPTION DATA AND RESPONSE



SAFETY AND CONNECTEDNESS-SAFETY AT SCHOOL

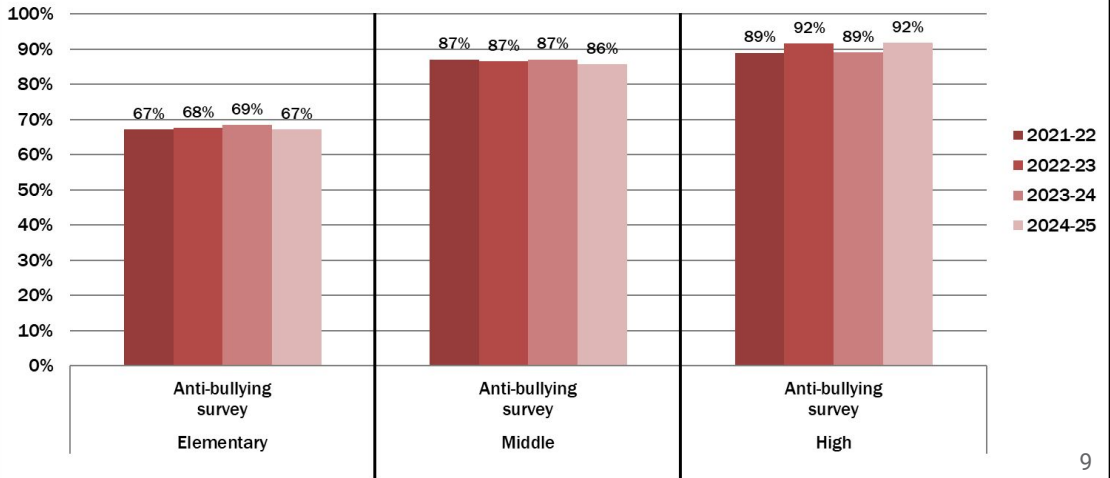
The percent of students who report feeling safe at school **increased across all grade levels** between 2024 and 2025.





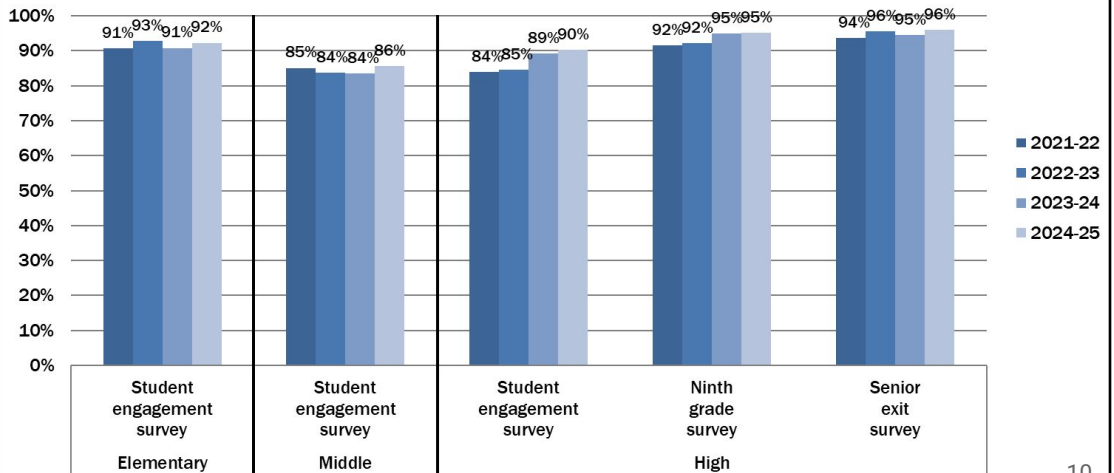
SAFETY AND CONNECTEDNESS-BULLYING

The % of students who report they have **never** been bullied in the last 30 days decreased from 2024 to 2025 for Elementary and Middle School students and saw an increase for High School Students.



SAFETY AND CONNECTEDNESS-RELATIONSHIP WITH TEACHERS

The % of students who report having a good relationship with teachers **increased across all grade levels** between 2024 and 2025.



SAFETY AND CONNECTEDNESS



District response to the data - create an improvement plan

Anoka-Hennepin is focusing on:

- Reviewing Safety Task Force recommendations
- Routinely monitoring student discipline at the system level
- Continuing support for chemical and mental health for students, families, and staff
- Providing ongoing professional development on engagement and behavior
- Delivering individualized interventions through counseling, special education, or targeted behavior plans
- Strengthening family and community partnerships to support consistent behavior expectations

11



STUDENT ACHIEVEMENT DATA

12

PERFORMANCE MEASURES OVERVIEW



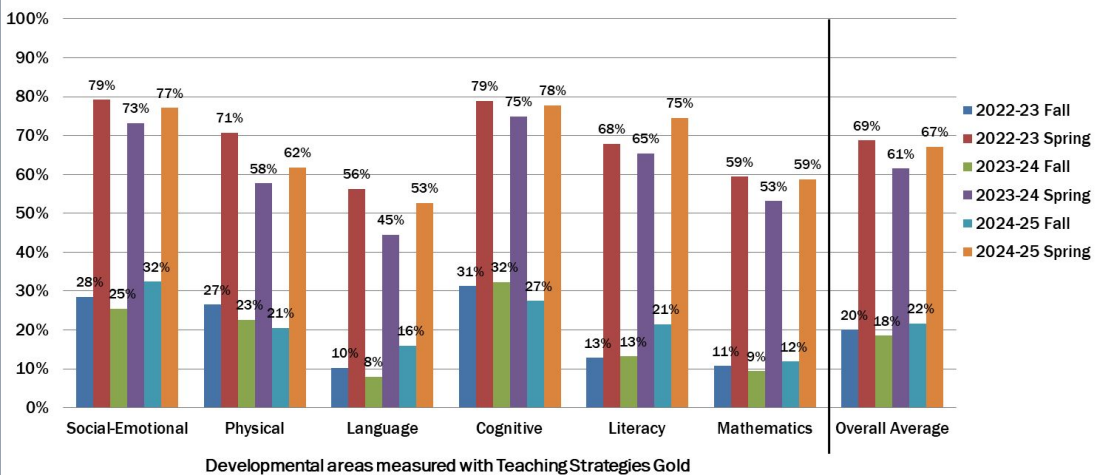
Aligned to Comprehensive Achievement and Civic Readiness (CACR):

- School readiness.
- Career and college readiness.
- Closing achievement gaps.
- All students graduate.

Third grade literacy is now incorporated into the Minnesota Reading to Ensure Academic Development (READ) Act instead of aligned to World's Best Workforce.

SCHOOL READINESS-OVERALL

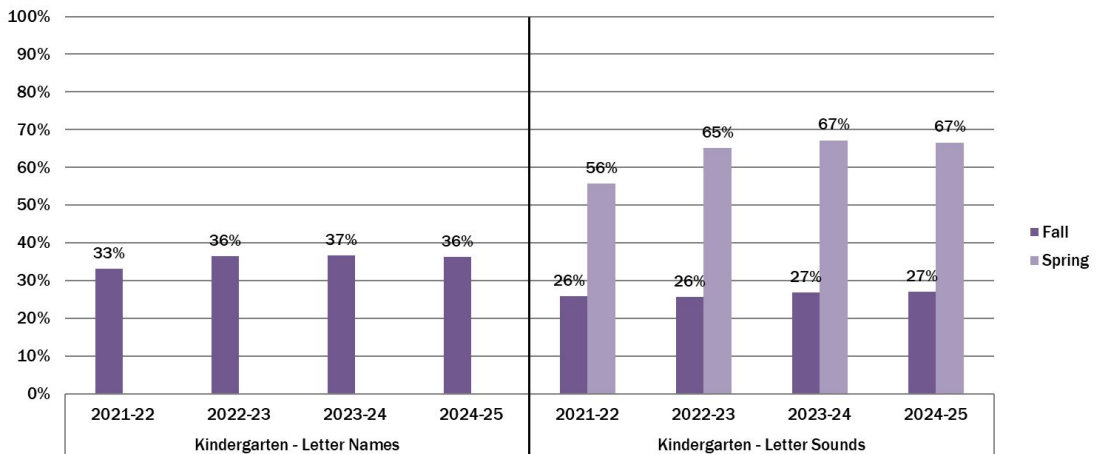
The % of early learners meeting end-of-year kindergarten readiness benchmarks **increased across all developmental areas** from 2024 to 2025.





SCHOOL READINESS-READING

The % of students meeting benchmarks on reading kindergarten assessments **remained stable** from 2024 to 2025. Anoka Hennepin continues to see significant increases in the % of students meeting benchmarks from fall to spring.



Note: The letter names task of the earlyReading assessment is not given to kindergarten students in the spring.

15

SCHOOL READINESS ACHIEVEMENT



District response to the data – create an improvement plan

Anoka-Hennepin is focusing on:

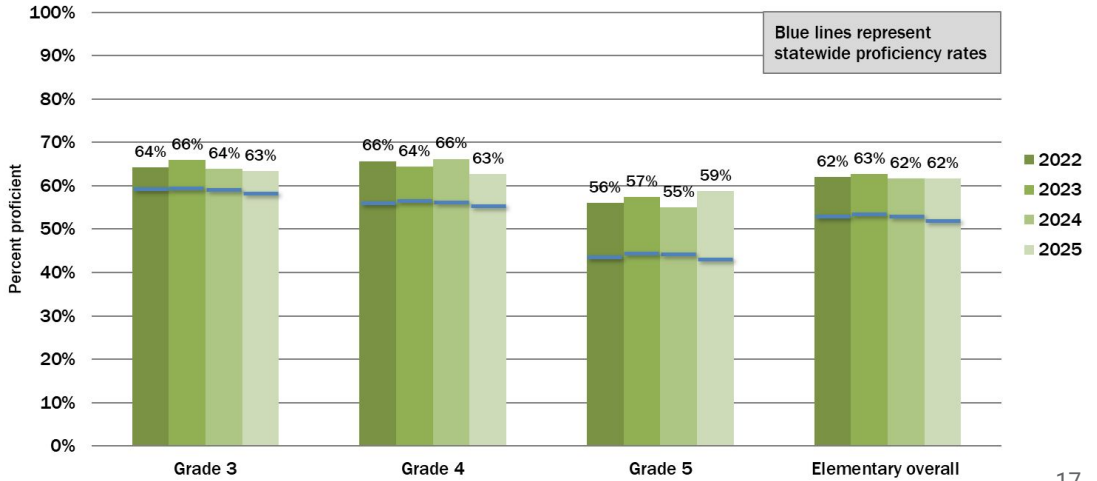
- Training for early childhood teachers in LETRS for early learners to ensure alignment with kindergarten literacy instruction and best practices.
- Continuation of Heggerty to supplement existing literacy curriculum by bringing explicit phonemic awareness instruction to the classroom and aligning with K-3 literacy instruction.
- Using the Pyramid Model (MTSS) to support social-emotional learning through implementation of teacher development, curricular focus, and parent/guardian resources.

16



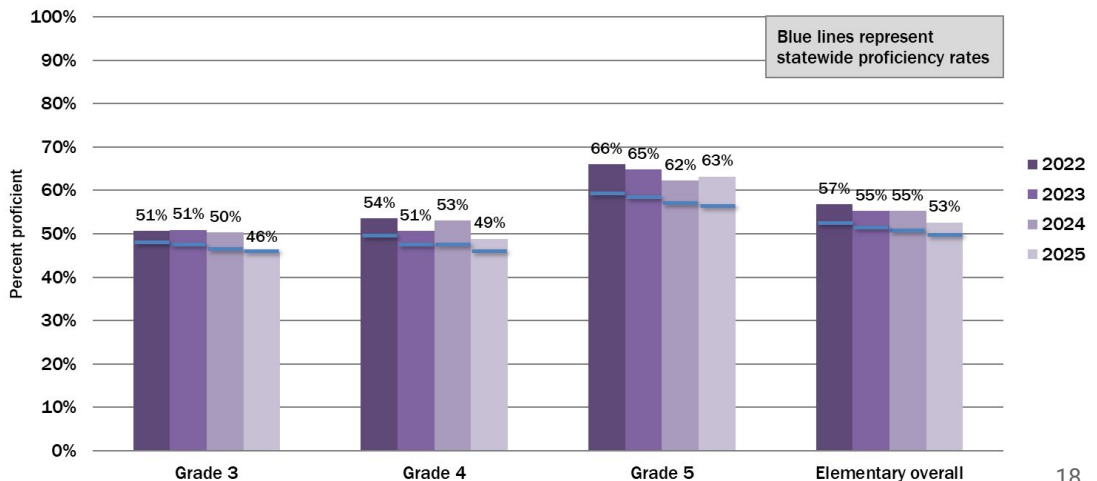
ELEMENTARY ACHIEVEMENT- MATH

The % of students who scored at or above grade level on the Minnesota Comprehensive Assessment (MCA) in math **increased in grade 5 and decreased in grades 3 and 4**, remaining stable overall.



ELEMENTARY ACHIEVEMENT- READING

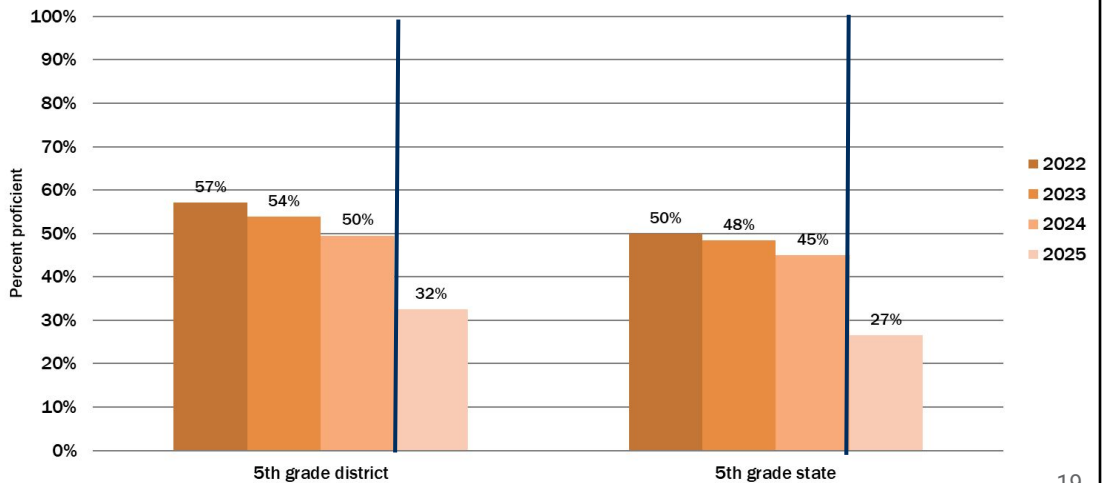
The % of students who scored at or above grade level on the Minnesota Comprehensive Assessment (MCA) in reading **increased in grade 5 and decreased in grades 3 and 4**, resulting in an overall decrease of 2 percentage points.





ELEMENTARY ACHIEVEMENT- SCIENCE

The % of students who scored at or above grade level on the Minnesota Comprehensive Assessment (MCA) in science in 2025 is 32%, which is 5% higher than the state average and is the new baseline for the district, as the assessment changed between 2024 and 2025.



Note: There was a change in the MCA science assessment in 2025, therefore comparisons to prior years are invalid.

19

ELEMENTARY ACHIEVEMENT

District response to the data – create an improvement plan



Anoka-Hennepin is focusing on:

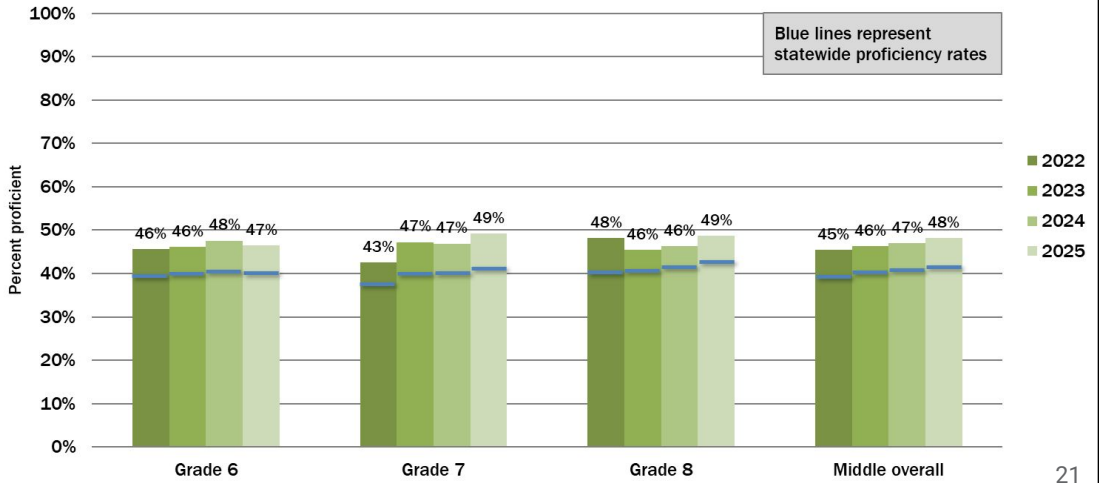
- Implementation of our new K-5 Literacy Curricula- Bridge2Read, Functional Morphology and CKLA.
- The READ Act:
 - Fifth year of LETRS training
 - Second year of Online Language and Literacy Academy (OL&LA).
- Seventh year implementation of elementary math program, Bridges.
- Seventh year of talent development/school within a school (Nebula) programming.
- Academic and behavioral interventions to meet the individual needs of all learners through a multi-tiered system of support (MTSS) approach.
- Continued implementation of elementary behavior plans across all schools

20



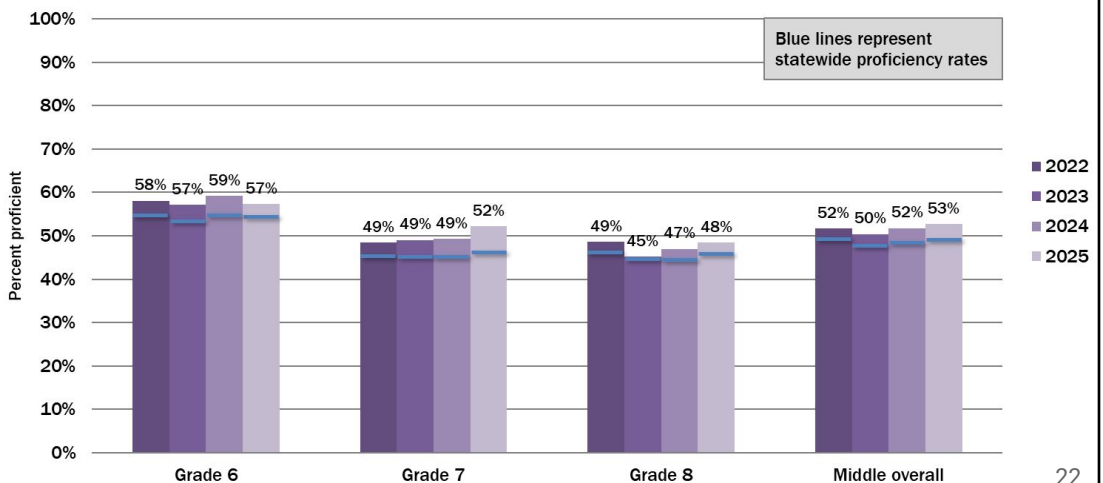
MIDDLE SCHOOL ACHIEVEMENT-MATH

The % of students who scored at or above grade level on the Minnesota Comprehensive Assessment (MCA) in math **increased in grades 7 and 8 and decreased in grade 6**, resulting in an overall increase.



MIDDLE SCHOOL ACHIEVEMENT-READING

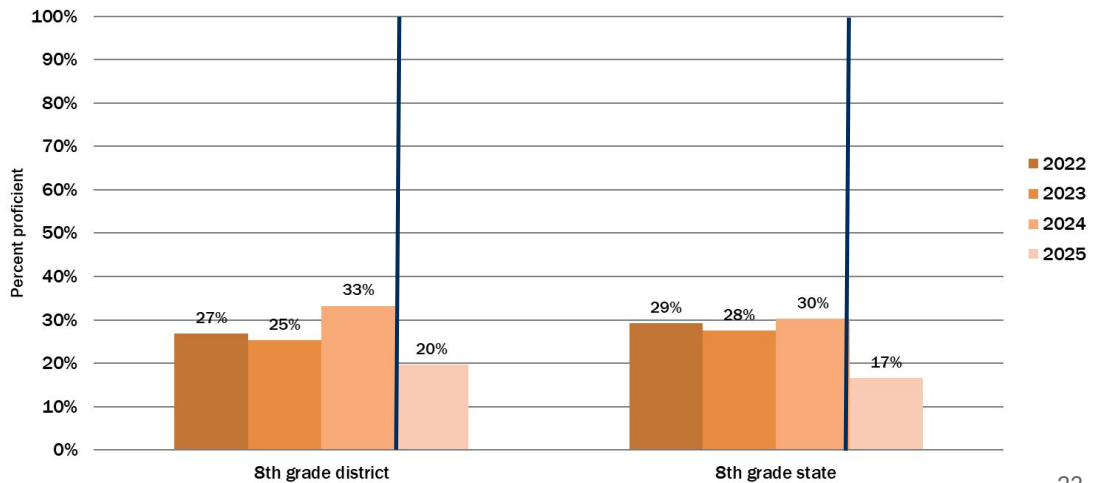
The % of students who scored at or above grade level on the Minnesota Comprehensive Assessment (MCA) in reading **increased in grades 7 and 8 and decreased in grade 6**, resulting in an overall increase.





MIDDLE SCHOOL ACHIEVEMENT-SCIENCE

The % of students who scored at or above grade level on the Minnesota Comprehensive Assessment (MCA) in science in 2025 is 20%, which is 3% higher than the state average and is the new baseline for the district, as the assessment changed between 2024 to 2025.



Note: There was a change in the MCA science assessment in 2025, therefore comparisons to prior years are invalid.

23

MIDDLE SCHOOL ACHIEVEMENT

District response to the data – create an improvement plan



Anoka-Hennepin is focusing on:

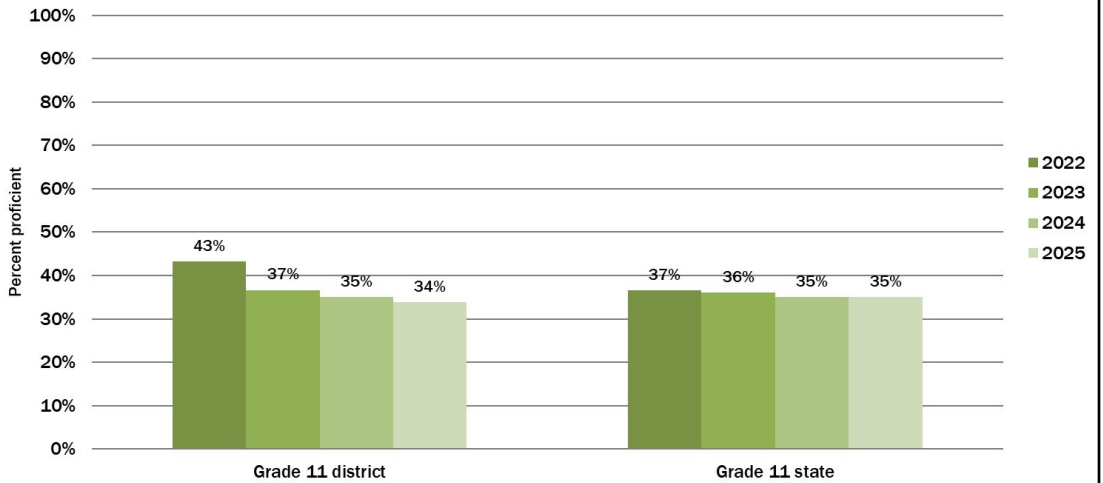
- Strengthening academic, social, and behavioral supports through MTSS to sustain growth in math and reading.
- Deepening OL&LA implementation to accelerate literacy across content areas.
- Using fall screener and mid-year CAPTI data to support improvements in reading instruction.
- Continuing to support instructional coaching to build instructional capacity and address students' academic needs.
- Ensuring science instruction and materials are aligned to new state standards, using the district's above-state baseline as a foundation for growth.

24



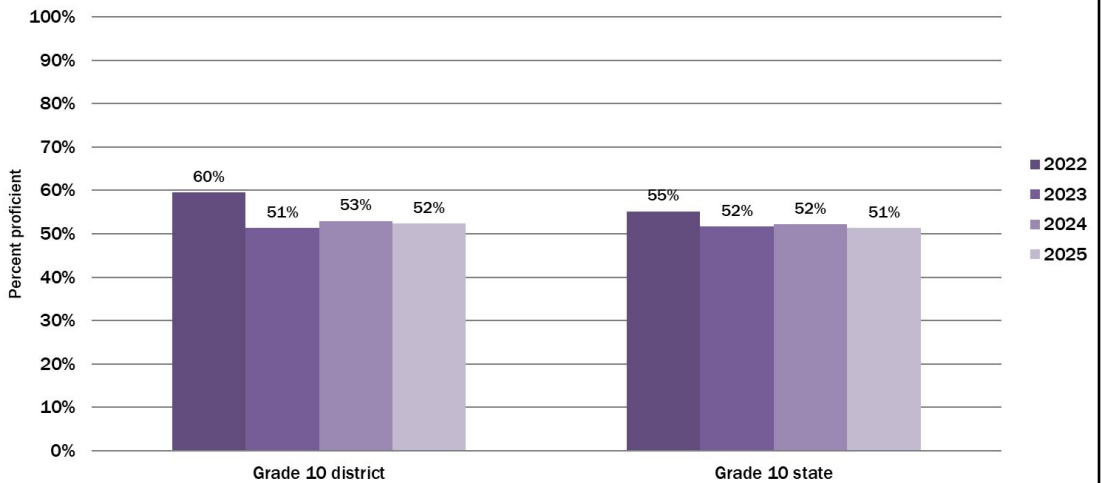
HIGH SCHOOL ACHIEVEMENT-MATH

The % of students who scored at or above grade level on the Minnesota Comprehensive Assessment (MCA) in math in grade 11 **decreased by 1%** from 2024 to 2025.



HIGH SCHOOL ACHIEVEMENT-READING

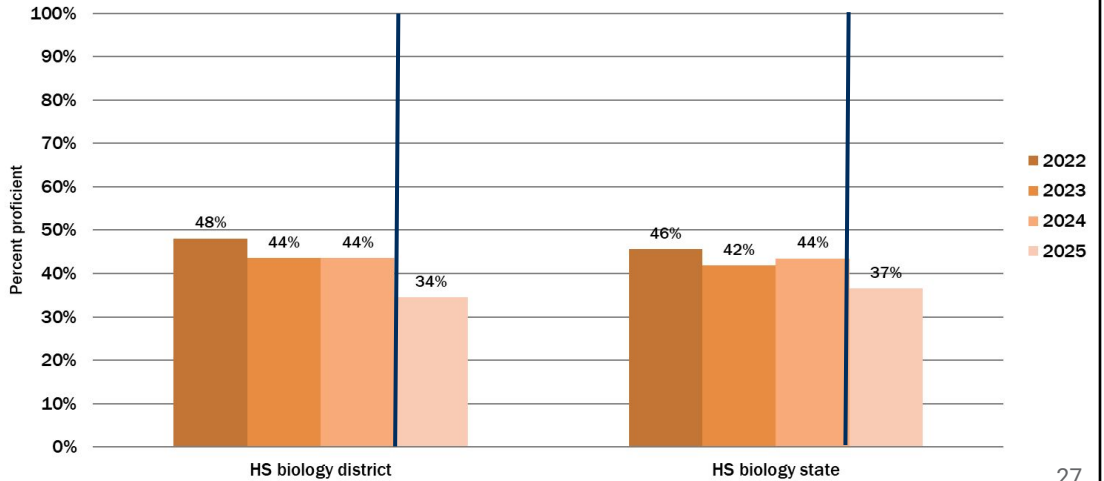
The % of students who scored at or above grade level on the Minnesota Comprehensive Assessment (MCA) in reading in grade 10 **decreased by 1%** from 2024 to 2025.





HIGH SCHOOL ACHIEVEMENT-SCIENCE

The % of students who scored at or above grade level on the Minnesota Comprehensive Assessment (MCA) in science in 2025 is 34%, which is 3% lower than the state average and is the new baseline for the district, as the assessment changed between 2024 and 2025.

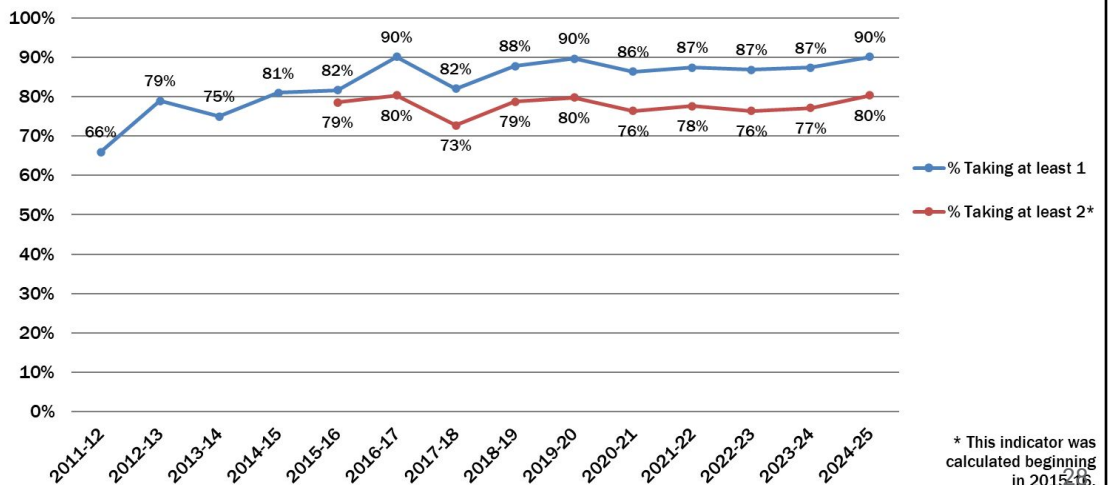


Note: There was a change in the MCA science assessment in 2025, therefore comparisons to prior years are invalid.



HIGH SCHOOL ACHIEVEMENT-CAREER/COLLEGE COURSES

The % of seniors taking career/college-level courses **increased for both students taking at least 1 and 2 courses** from 2024 to 2025.

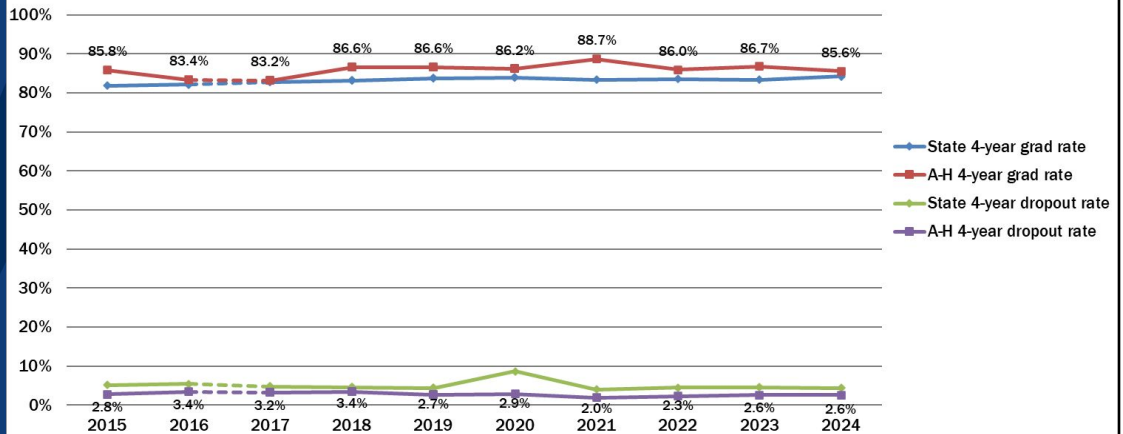


* This indicator was calculated beginning in 2015-16.



GRADUATION INDICATORS

The % of students graduating in 4 years **decreased by 1%** from 2023 to 2024. Note that graduation rate data for each school year is not released until early spring by the state, so data for the class of 2025 will not be available until later this school year.



Note: dotted line indicates a change in how graduation indicators were calculated from one year to the next

29

HIGH SCHOOL ACHIEVEMENT

District response to the data – create an improvement plan



Anoka-Hennepin is focusing on:

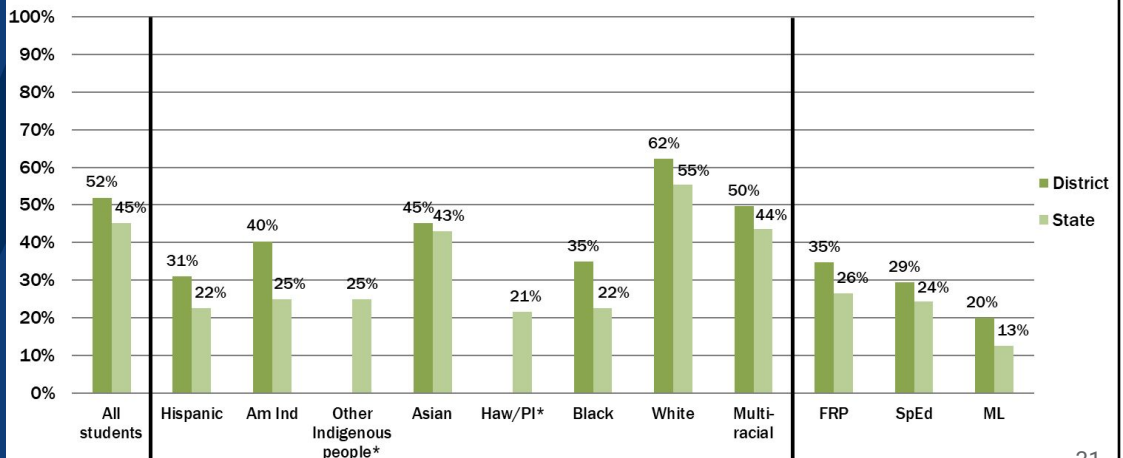
- Monitoring of multi-tiered systems of support through site-specific MTSS monitoring plans. Emphasis on early warning MTSS indicators.
- Leveraging the math and literacy coach model to enhance instructional pedagogy and job-embedded professional development.
- Enhancing the core academic intervention model to address student learning gaps and improve achievement outcomes.
- Improving the behavior intervention model to support the social and emotional needs of students.
- Continuing to utilize Online Language and Literacy Academy (OL&LA) professional development for teaching staff to support READ Act alignment.

30



ACHIEVEMENT GAP CLOSURE-MATH

The % of students at or above grade level in all 6 ethnicities with reportable cell sizes outperform the state, as do students who qualify for educational benefits, and students receiving special education and multilingual services.

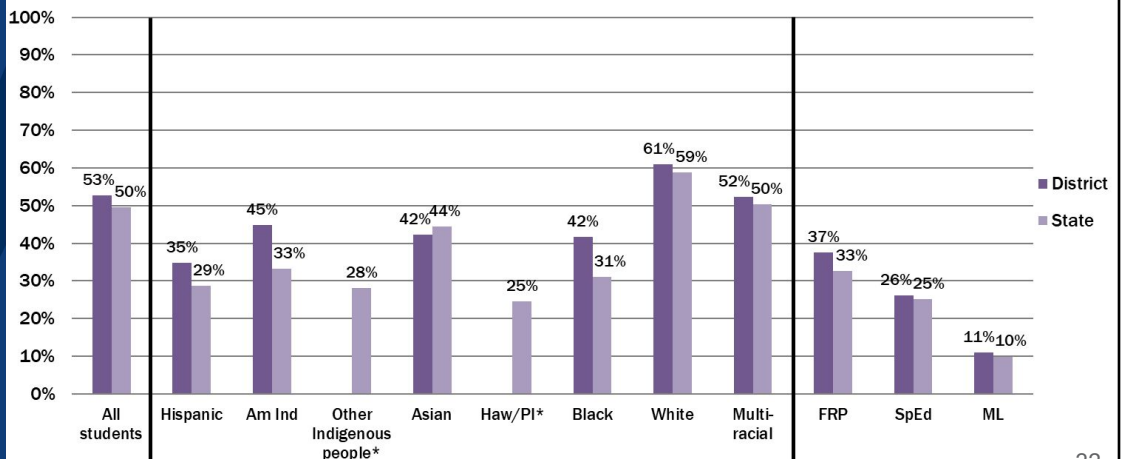


*District 'Other Indigenous people' and 'Haw/PI' data suppressed due to low cell size.



ACHIEVEMENT GAP CLOSURE-READING

The % of students at or above grade level in all ethnic groups aside from Asian outperform the state, as do students who qualify for educational benefits, and students receiving special education and multilingual services.

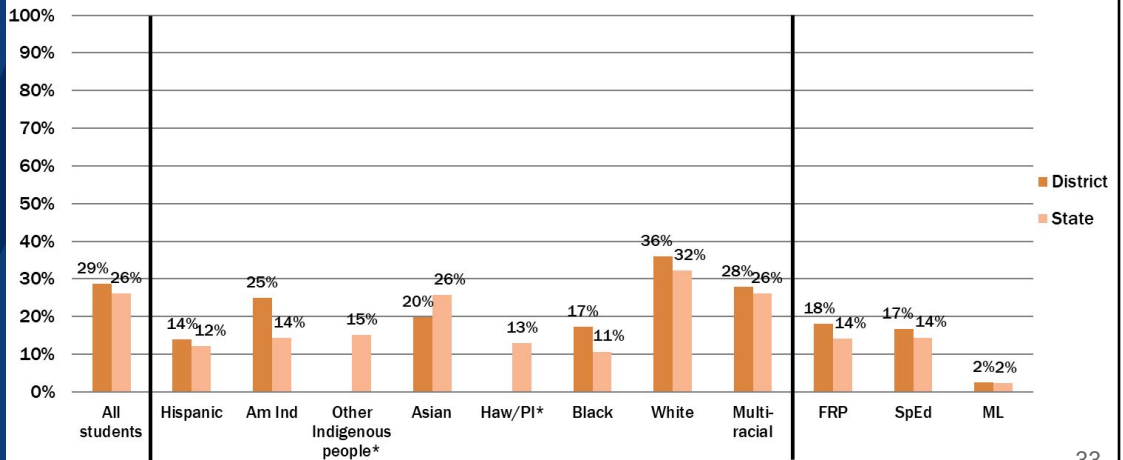


*District 'Other Indigenous people' and 'Haw/PI' data suppressed due to low cell size.



ACHIEVEMENT GAP CLOSURE-SCIENCE

The % of students at or above grade level in all ethnic groups aside from Asian outperform the state, as do students who qualify for educational benefits, and students receiving special education services.

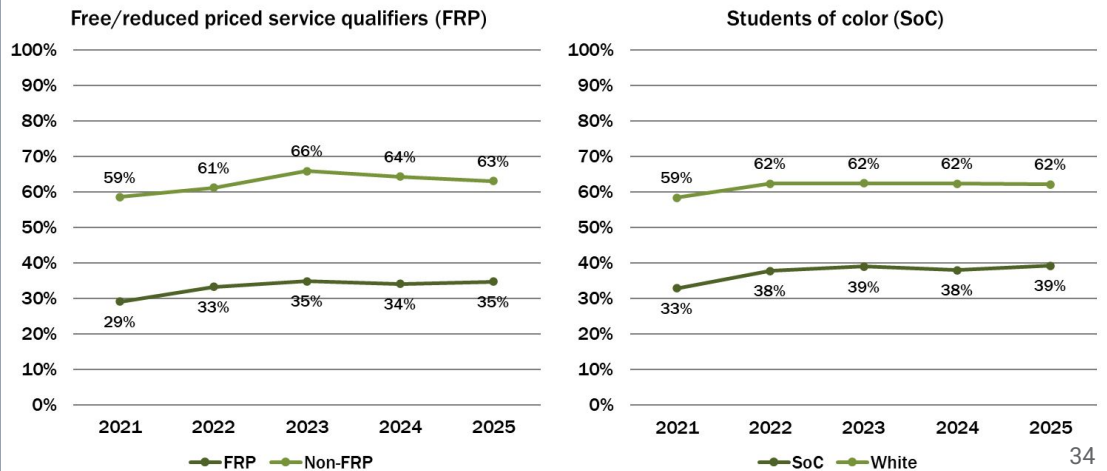


*District 'Other Indigenous people' and 'Haw/PI' data suppressed due to low cell size.



ACHIEVEMENT GAP CLOSURE-MATH

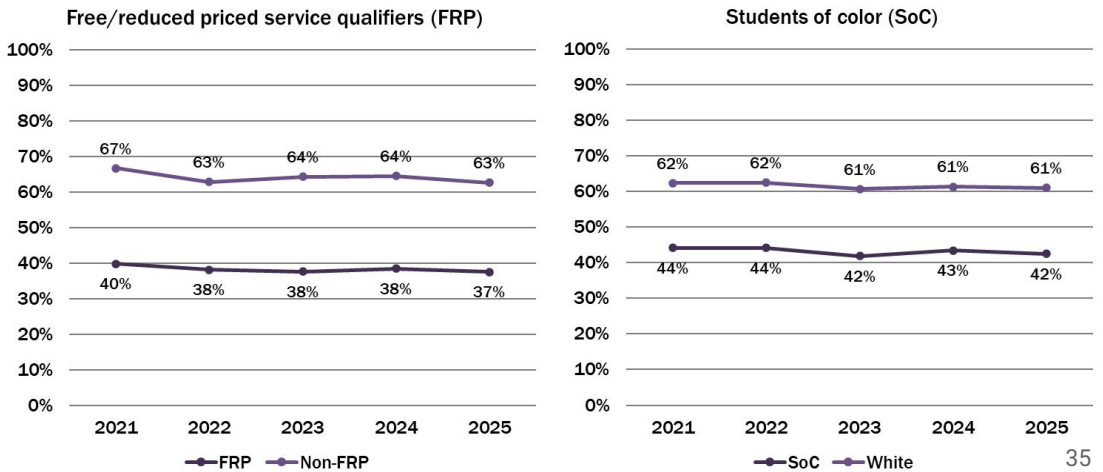
The gap between FRP and Non-FRP students was reduced by 2% between 2024 and 2025, and the gap between white students and students of color was reduced by 1%.





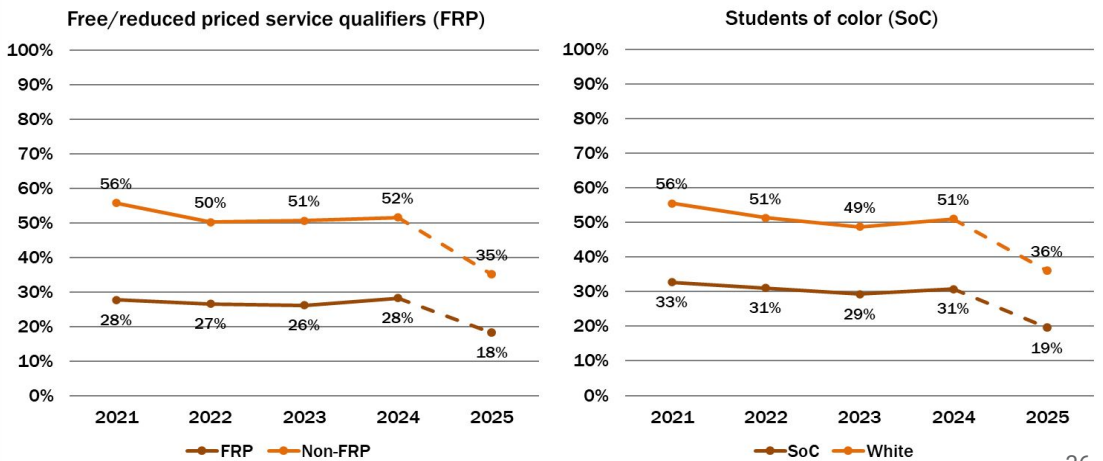
ACHIEVEMENT GAP CLOSURE-READING

The gap between FRP and Non-FRP students remained steady between 2024 and 2025, and the gap between white students and students of color increased by 1%.



ACHIEVEMENT GAP CLOSURE-SCIENCE

The gaps between FRP and Non-FRP students and white students and students of color are 17%, which is the new baseline for the district, as the assessment changed between 2024 and 2025.

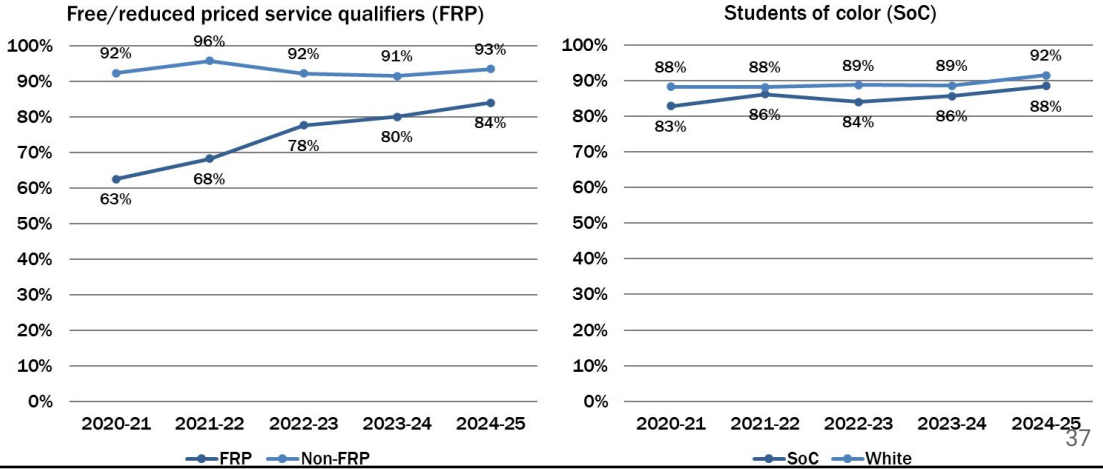


Note: Dashed line indicates a change in the MCA.



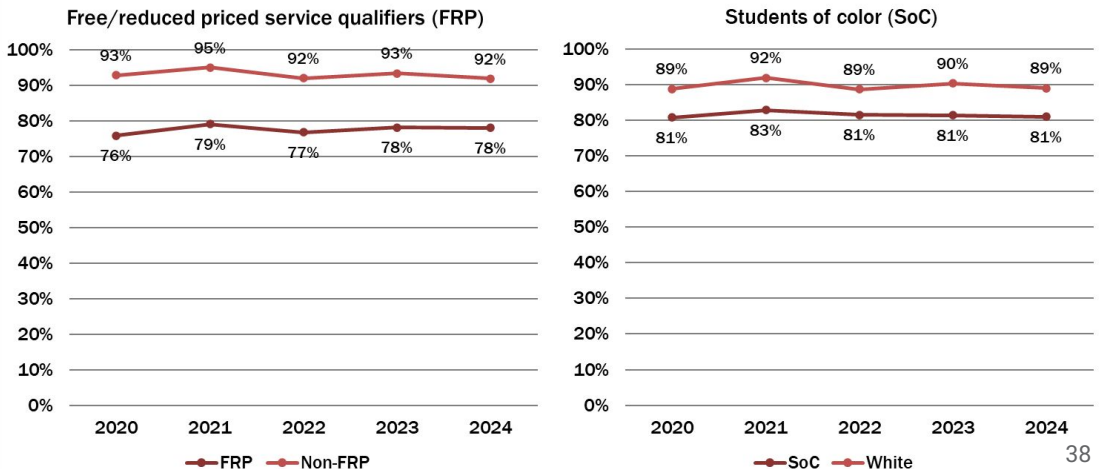
ACHIEVEMENT GAP CLOSURE-COLLEGE COURSES

The gap between FRP and Non-FRP students was reduced by 2% between 2024 and 2025, and the gap between white students and students of color was increased by 1%. However, all four demographic groups increased the % of students taking college courses.



ACHIEVEMENT GAP CLOSURE-GRAD RATES

The gaps between FRP and Non-FRP students and white students students of color were reduced by 1% between 2024 and 2025. However, this is as a result of non-FRP qualifiers and white students' graduation rates decreasing by 1%.





ACHIEVEMENT GAP CLOSURE

District response to the data – create an improvement plan

Anoka-Hennepin is focused on:

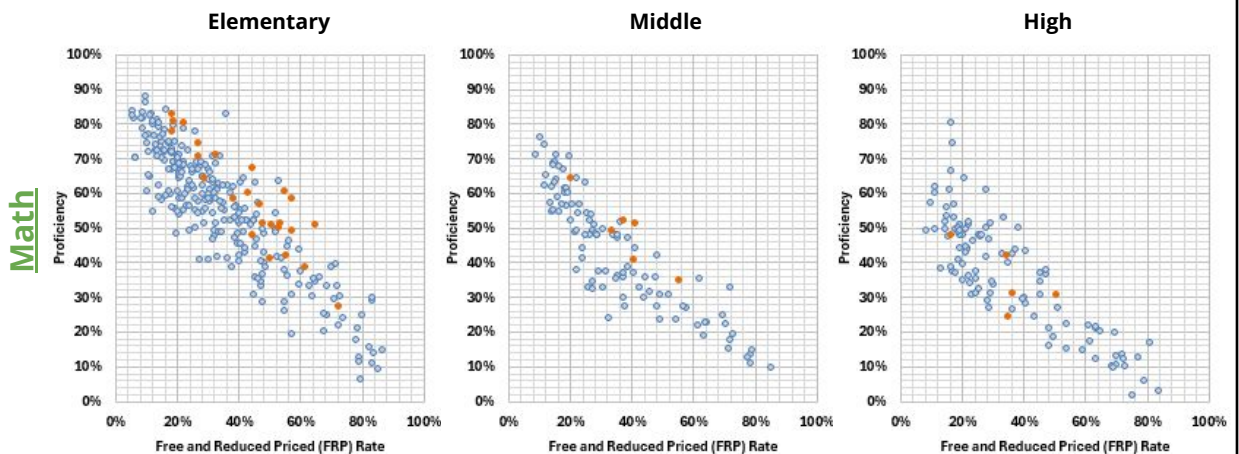
- Student data to drive the improvement process.
- Success for every student through strengthening multi-tiered systems of support (MTSS) in:
 - Instruction and assessment.
 - Student engagement.
 - School climate.
 - Student behavior and mental health supports.

39



SCHOOL-TO-SCHOOL COMPARISON

2025 MCA proficiency by school free/reduced priced service percentage

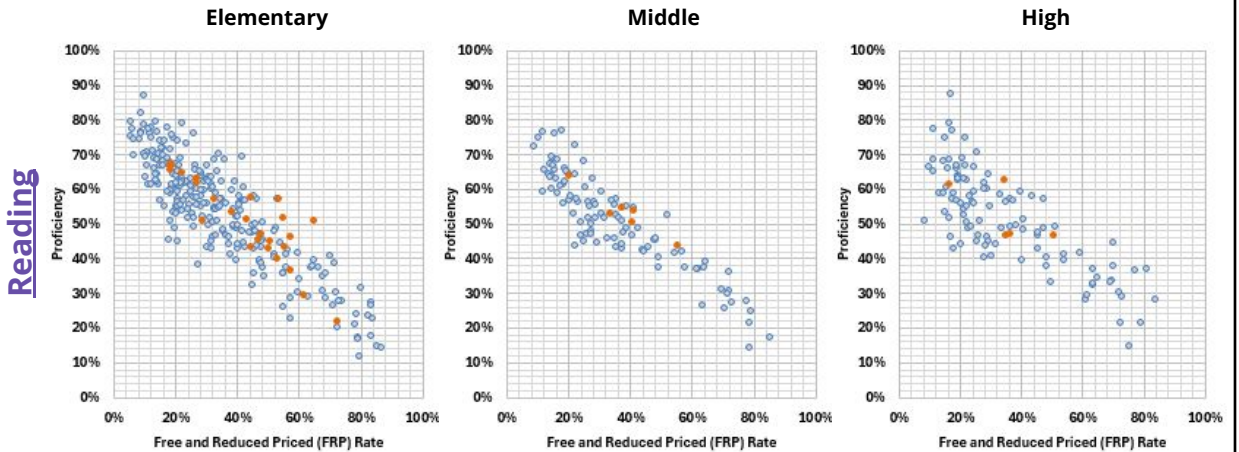


40

SCHOOL-TO-SCHOOL COMPARISON



2025 MCA proficiency by school free/reduced priced service percentage



SCHOOL-TO-SCHOOL COMPARISON



2025 MCA proficiency by school free/reduced priced service percentage

Leading economic peers:

- Comparing **overall performance** of similar schools based on percentages of students qualifying for free or reduced priced services.
- Identifying schools in the top quarter of their economic peer group.

Math	Top Quarter of Peer Group	Led Peer Group (Top Spot)
Elementary	16	3
Middle	6	4
High	1	1

Reading	Top Quarter of Peer Group	Led Peer Group (Top Spot)
Elementary	6	2
Middle	4	0
High	2	1

Top Quarter in Both Math & Reading
6
4
1



SCHOOL-TO-SCHOOL COMPARISON

2025 MCA proficiency by school free/reduced priced service percentage

Leading economic peers:

- Comparing **student group** performance of similar schools based on percentages of students qualifying for free or reduced priced services.
- Identifying schools in the top quarter of their economic peer group.

Math	Top Quarter of Peer Group in at least one student group	Led Peer Group at least one student group	Reading	Top Quarter of Peer Group in at least one student group	Led Peer Group in at least one student group	Top Quarter in Both Math & Reading in student group(s)
Elementary	23	4	Elementary	16	3	14
Middle	6	5	Middle	6	2	6
High	2	1	High	5	3	2

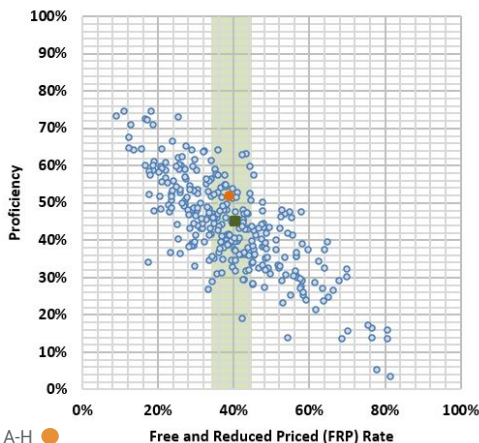
Source: 2025 Minnesota Department of Education All-Accountability Assessment file and Public Enrollment file

DISTRICT-TO-DISTRICT COMPARISON

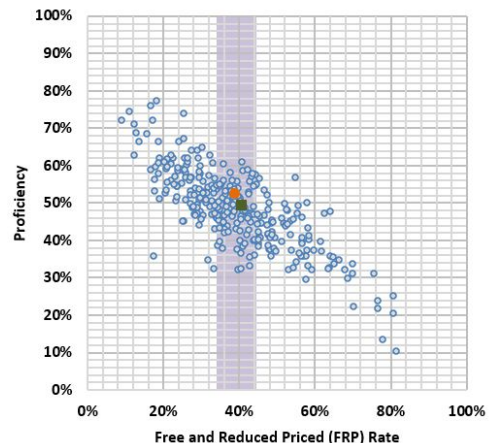
2025 MCA proficiency by district free/reduced priced service percentage



Math



Reading



Orange dot = A-H
Green square = State



Questions, comments

Tonya Constantine

Deputy Superintendent

Sarah Hunter

Executive Director of Learning and Achievement

Scott Hare

Executive Director of Student Support Services



PHASE 3 BUDGET REDUCTION CONSIDERATIONS

October 27, 2025

Cory McIntyre, superintendent
Michelle Vargas, chief financial officer
Tonya Constantine, deputy superintendent
Dr. Annette Ziegler, assistant superintendent for secondary schools
Dr. Jinger Gustafson, interim assistant superintendent for elementary schools

AGENDA

Defining goals and objectives



1. Review of Phase 1 and 2 Reductions/Realignments.
2. Overview of FY26 Budget and Phase 3 Reduction target.
3. Phase 3 Budget Reduction considerations.

BUDGET REDUCTION AND REALIGNMENT



Convergence of factors

A convergence of factors lead to the need to match the district's expenditures with the funding reality, including:

- limited or stable enrollment growth,
- elimination of federal pandemic relief funds,
- higher than available budgeted employee contract settlements,
- inflation and increasing costs for transportation and operations support,
- no additional revenue from state or federal sources anticipated,
- and new requirements without funding support.

BUDGET REDUCTION AND REALIGNMENT



Phase 1 and 2: Draft recommendations planning parameters

- District's strategic priorities
- Enrollment considerations by level
- Review of programs and services
- Staggered or phased reductions
- Administrative and central office reductions
- History of past reductions by level and variable long-lasting impacts
- Consideration of restricted vs. unrestricted funding areas
- Fund balance
- Operation efficiencies
- Instructional and supervision time within existing schedules by level
- Staffing allocations by level
- Teacher collaboration time within existing schedules
- Legal and financial compliance

BUDGET REDUCTION AND REALIGNMENT



Phase 1 reductions

- \$5.1 million central office and district administration reduction and realignment for 2024-25 budget.
 - 40 positions reduced for \$3.1 million.
 - 7.83 positions realigned for \$930 thousand.
 - Non-personnel related reductions \$1.1 million (transportation and technology related).
- Original \$30 million target: Phase 1 reductions are a strategy to reduce impact on school sites in Phase 2.
- Information shared widely in district staff and community communications outlets.

BUDGET REDUCTION AND REALIGNMENT



Phase 2 reductions

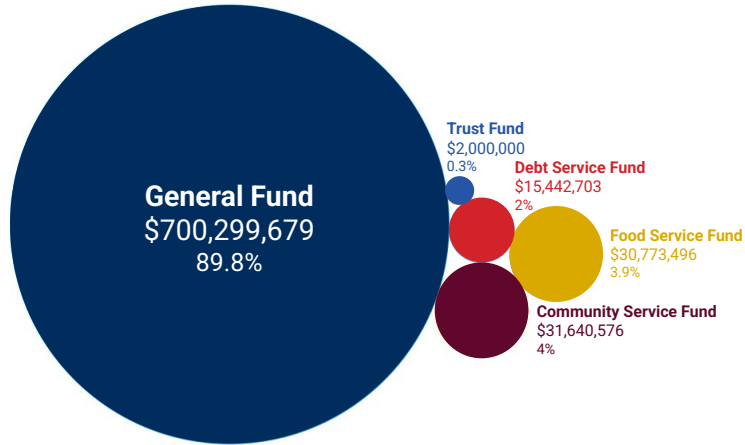
- An additional \$9 million central office and district administration reduction and realignment for 2025-26 budget resulting in the elimination of 202 positions in the areas of:
 - Senior leadership
 - Buildings and Grounds
 - Finance
 - Technology and Information Services
 - Transportation
 - Human Resources
 - Communications and Public Relations
 - Research, Evaluation, and Testing
 - Special Education
 - Student Services
 - Community Education

FY26 BUDGET OVERVIEW



All funds

Total expenditures: \$780,156,454

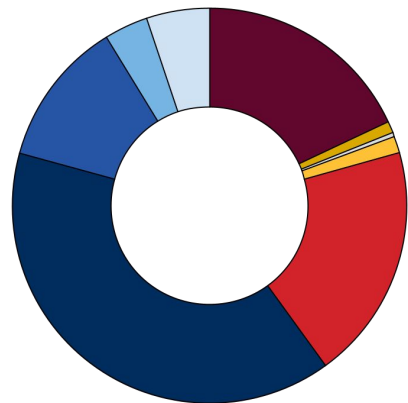


FY26 GENERAL FUND BUDGET



Overview by funding source

Funding source	Budget	% of total
Restricted	\$126,407,011	18.1%
Federal Grants	\$6,320,242	0.9%
Misc Grants & Fundraisers	\$2,529,228	0.4%
Assigned: Strategic Initiatives	\$9,425,000	1.3%
Special Education	\$135,464,417	19.3%
Unassigned: PK12 Programs	\$275,080,013	39.3%
Unassigned: Operations	\$83,925,887	12.0%
Unassigned: Central Services	\$25,139,278	3.6%
Unassigned: Other	\$36,008,603	5.1%
Total	\$700,299,679	100%



FY27 PROJECTED BUDGET



Phase 3 reduction target

Initial Phase 3 reduction target: \$15,500,000
Adjusted target: \$8,000,000

STRATEGIC PRIORITIES

	FY27 Projection
Revenues	\$692,263,533
Expenditures	\$711,970,160
Operating deficit	-\$19,706,627
Strategic investment net spend	\$9,425,000
Adjusted deficit	-\$15,431,627

Unassigned Fund Balance (% of Op Ex) 5.5%



BUDGET REDUCTION AND REALIGNMENT



Phase 3: Budget target and timeline

School Board support timeline by staff

Phase 3: Reduction reallocation *internal process* begins.

Form options and recommendations for Phase 3 reductions. *Internal process.*

Implement changes for 2026-27 school year:

Programming and staffing actions.



Set target and timeline.

Phase 3 recommendation Sept. 22, 2025 School Board meeting.

Public review and feedback: Community meetings and surveys in Sept./Oct.

Phase 3 approval - First read: Oct. 27 Approval: Dec. 8

Public comment at board meetings/email and other communication.

School Board decision-making timeline.

PHASE 3 BUDGET CONSIDERATIONS



Anoka-Hennepin School Board Work Session: Sept. 8, 2025

ESSER position reductions = \$8,600,000

Positions and FTEs:

Intervention and academic support:

- Elementary Literacy Intervention Teachers: 64 employees (32 FTE)
- HS Academic Support Teachers: 14 employees (13.25 FTE)
- MS Instructional Coach: 2 employees (1.5 FTE)
- MS Paraeducators: 5 employees (5.75 FTE)

Student support:

- K-12 Social Worker/Student Support: 26 employees (14.2 FTE)
- Secondary School Counselors: 6 employees (5.8 FTE)
- Asst. Principals: Additional days for 12 employees (2 FTE)

Note: Paraeducator/Asst. Principal FTEs are not same cost of teacher (slightly lower/higher).

MS Model Schedule Change	48 FTE	\$3,840,000
Elementary school staffing (+1 student to Grades 1, 2, 3)	10 FTE	\$800,000
Middle school (MS) staffing (Teacher: student)	13.46 FTE	\$1,076,800
High school (HS) staffing (Teacher: student)	14.2 FTE	\$1,136,000
Restructure K-12 coaching model	25 FTE (these FTEs are outside of ESSER funds)	\$2,000,000
K-12 Admin/Interns/Social Workers/Counselors	6 FTE	\$1,000,000

OPTION 1

Discussed at Sept. 8, 2025 School Board work session.



Impact	Description	Reduction amount
ESSER Positions: Non-Literacy Intervention and academic support and Student support	HS Academic Support Teachers: 14 employees (13.25 FTE); MS Instructional Coach: 2 employees (1.5 FTE); MS Paraeducators: 5 employees (5.75 FTE); K-12 Social Worker/Student Support: 26 employees (14.2 FTE); Secondary School Counselors: 6 employees (5.8 FTE); Asst. Principals: Additional days for 12 employees (2 FTE)	\$4,600,000
Districtwide: Restructure K-12 coaching model	Learner-centered strategies will be built into the K-12 coaching and intervention model to enhance student success in alignment with all three of the district strategic priorities.	\$2,000,000
Districtwide: K-12 Administrative Model/Interns	Reductions in the administrative support model	\$1,000,000
Central Services/Districtwide	Restructuring, including staffing and service reductions and realignments; Professional Development, Supplies/materials	\$400,000
	Estimated Total	\$8,000,000



PHASE 3: OPTION 2

Presented at Sept. 22 meeting

Impact	Description	Reduction amount
Elementary school: Elementary Technology Support Redesign	Reviewing the current elementary Instructional Technology Support Model to refine how teachers and students are supported with technology.	\$250,000
Elementary school: Reduce Engagement Coaches	Learner-centered strategies will be built into the K-12 coaching and intervention model to enhance student success in alignment with all three of the district strategic priorities.	\$160,000
High school: Staffing (Teacher: Student)	Reallocation of staffing based on student choice of course selections.	\$1,840,000
Districtwide: K-12 Administrative Interns, Social Workers, Counselors	Continued reduction of ESSER positions.	\$960,000

PHASE 3: OPTION 2

Presented at Sept. 22 meeting, *continued*



Impact	Description	Reduction amount
Central services : Restructuring, including staffing and service reductions	Realignment of central office services and staffing, guided by a plan currently in development.	\$700,000
Districtwide: Special Education Workload Model	Refinement of Special Education services to ensure resources are aligned with student needs.	\$160,000
Districtwide: Professional Development, Supplies/materials reduction	Reduction of allocation to sites of professional development of \$25 per FTE and 5% of supplies and 5% of materials.	\$300,000
Middle school: MS Model Schedule Change *7 period to 6 period day	<ul style="list-style-type: none"> • Maintains class size • Increases instructional minutes • Reduces transitions • Aligns to elementary and high school • Review elective offerings for student choice 	\$3,840,000
	Estimated total	\$8,210,000



COMMUNITY FEEDBACK , SCHOOL BOARD DIRECTION

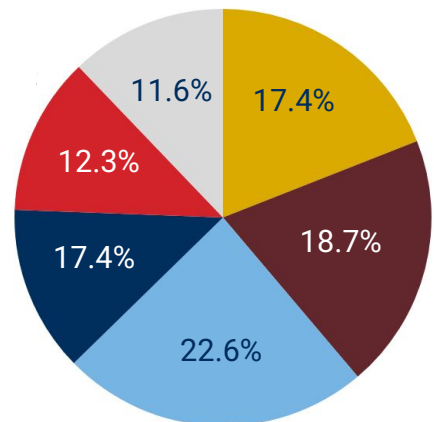
Inform administrative recommendation

PHASE 3: COMMUNITY FEEDBACK



Summary of feedback received from community meetings/input process

- Five community open house meetings, 60 attendees.
- Online feedback form, 159 responders.
- Represented feedback by high school cluster areas.



PHASE 3: COMMUNITY FEEDBACK



Common themes

- Support for a future referendum election.
- Staffing concerns.
- Access to information regarding specific details of reductions.
- Safety and security concerns.
- Suggestions for budget reduction strategies and efficiencies.
- Concerns about fewer elective options or options for advanced programming.
- Concerns about academic interventions and safety nets.

PHASE 3: PLANNING PARAMETERS



School Board direction following presentations at September meetings

- Focus on literacy.
- Class size.
- Student behavior and safety.
- Provide flexibility at the school level.
- Restructure K-12 Coaching/Intervention Model.



K-12 INSTRUCTIONAL COACHING AND INTERVENTION MODEL

Anoka-Hennepin District will continue to focus on its vision, mission, and core values.

The Strategic Priorities: Safe and Welcoming Environment, Increased Student Achievement, and Effective Organizational Support.

Maintain Instructional Coaching/Intervention model for K-12 staff and students:

- Prioritize literacy support
- Restructure K-12 Instructional Coaching/Intervention Model.
 - Address reductions at secondary level due to cuts from Strategic Investments (27.4 FTE)
 - Define roles of instructional coaching and intervention.
 - Explore flexible staffing to meet student needs.
 - Review and refine supports by level.



K-12 INSTRUCTIONAL COACHING AND INTERVENTION MODEL

- Align with Strategic Priorities.
- Provide flexibility for building-level needs.
- Job-embedded professional development with expert instructional coaches to strengthen culture and morale at buildings.
- Address reductions at secondary level due to cuts from Strategic Investments (27.4 FTE) and ESSER (37 FTE).
- Focus literacy and instructional coaching on teacher ratios.
- Allocate K-12 resources for intervention support based on student needs.

PHASE 3: OPTION 3



Description	Impact	Reduction
Elementary school: Technology Support	Reduction of 4 positions and restructure elementary Instructional Technology Support Model.	\$260,000
High school: Staffing (Teacher: Student)	Reallocation of staffing based on student choice of course selections - 23 FTE.	\$1,840,000
Districtwide: K-12 Administrative Interns	Reduce 3.9 FTE at elementary and 2.5 FTE at the high school.	\$632,000
Districtwide: Special Education Workload Model	Reduction of 8.0FTE while maintaining caseload guidelines/requirements aligned with shifts in child count. Net savings after state/federal aid: \$160,000.	\$160,000
Districtwide: Professional Development, Supplies/materials reduction	Reduction of allocation to sites of professional development of \$25 per FTE and 5% of supplies and 5% of materials.	\$300,000
Districtwide: ESSER Positions Student support	Reduction of positions originally added with ESSER funds: reduce 12.2 FTE K-12 social workers of current staffing allocation of 78.28 FTE; reduce 7.85 FTE secondary counselors of current allocation of 56.58FTE.	\$1,800,000

PHASE 3: OPTION 3



Description	Impact	Reduction
Elementary Multilingual Staffing: (Teacher: Student)	Reduction of 13 FTE of current staffing allocation of 81.5 FTE. This change affects time not spent in direct instruction or service delivery, with no change to the total amount of direct instruction/service time..	\$750,000
Districtwide: Restructure K-12 instructional coaching model	Reduction of 20 FTE for elementary schools of current staffing allocation of 87.8 FTE. Integrates the elementary engagement coaches and remaining FTE into the K-12 instructional coaching and intervention model.	\$1,600,000
Central services: Restructuring, including staffing and service reductions	Sunsetting the lease agreement at the Coon Rapids Family Mall and creating a centralized enrollment center at the Education Services Center in Anoka. This results in an annual savings of \$350,000 in maintenance, custodial costs, and mechanical systems repairs; restructure of Research Evaluation Testing (RET) for an annual savings of \$350,000.	\$700,000
	Total	\$8,042,000

BUDGET REDUCTION AND REALIGNMENT



Key points

Total reduction/realignment amount: \$22.1 million

Phase 1: \$5.1M

Phase 2: \$9M

Phase 3: \$8M

- Maintain current staffing ratio/minimizes impact on class size
- Focuses on literacy and core academics
- Maintain current school schedules, options and choice
- Avoids fee increases and transportation cuts
- Responsive to community feedback and school board direction



THANK YOU

Open discussion. Questions, comments?

Cory McIntyre
Superintendent

Michelle Vargas
Chief financial Officer



PHASE III BUDGET REDUCTIONS

Anoka-Hennepin Schools

Cory McIntyre, superintendent
Michelle Vargas, chief financial officer
September 8, 2025

AGENDA



Defining goals & objectives

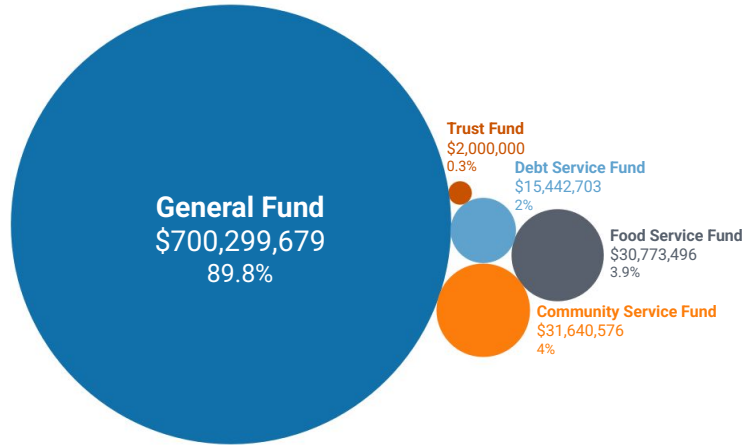
1. Update of FY26 Budget and Phase III reduction target.
2. Update on District Medical Insurance Internal Service Fund Status.
3. FY26 Budget Detail.
4. Phase III Budget Reduction Options.

FY26 BUDGET OVERVIEW



All Funds

Total Expenditures: \$780,156,454

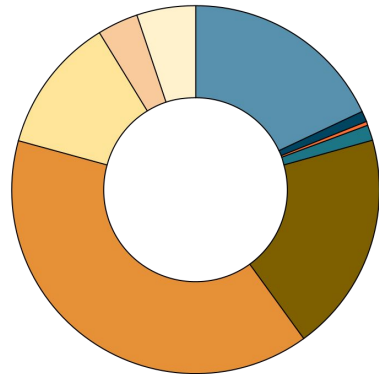


FY26 GENERAL FUND BUDGET



Overview by funding source

Funding Source	Budget	% of Total
Restricted	\$126,407,011	18.1%
Federal Grants	\$6,320,242	0.9%
Misc Grants & Fundraisers	\$2,529,228	0.4%
Assigned: Strategic Initiatives	\$9,425,000	1.3%
Special Education	\$135,464,417	19.3%
Unassigned: PK12 Programs	\$275,080,013	39.3%
Unassigned: Operations	\$83,925,887	12.0%
Unassigned: Central Services	\$25,139,278	3.6%
Unassigned: Other	\$36,008,603	5.1%
Total	\$700,299,679	100%



FY27 PROJECTED BUDGET



Phase III reduction target

	FY27 Projection
Revenues	\$692,263,533
Expenditures	\$711,970,160
Operating Deficit	-\$19,706,627
Strategic Investment Net Spend	\$9,425,000
Adjusted Deficit	-\$15,431,627

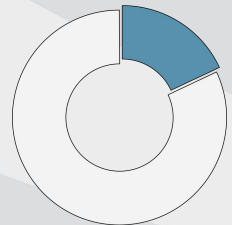
Unassigned Fund Balance (% of Op Ex) 5.5%

Initial Phase III reduction target -\$15,500,000
FY26 Unallocated -\$7,500,000
Adjusted target -\$8,000,000

Strategic Priorities



RESTRICTED FUNDING PROGRAMS



FY26 Budget: \$126,408,511

% of Total Expenditures: 18.1%

RESTRICTED FUNDING PROGRAMS



Basic Skills - Compensatory Education

Elementary Academic Support

\$10.9M

- Literacy Intervention Teachers: 32 FTE
- Math Coach Teachers: 22 FTE
- Literacy Coach Teachers: 17 FTE
- READ Act adoption set aside (\$2.2M)

Secondary Academic Support

\$3.1M

- Academic Support Teacher: 13.25 FTE
- Teacher Coach: 4.5 FTE
- Math Teacher: 1.5 FTE
- English Teacher: 3 FTE
- Science Teacher: 0.8 FTE
- Paras: 7.25 FTE

Other Support

\$4.1M

- Social Workers: 14.8 FTE (Systemwide)
- Counselors: 6.3 FTE (Secondary)
- Achvmnt Coaches: 5.5 FTE (Secondary)
- Student Support Teachers: 0.75 FTE
- Asst. Principals: 5.2 FTE (Systemwide)
- Clerical: .6 FTE (Middle)

SpEd Chargeback

\$17.2M

- Backfill of SpEd payroll benefit costs (still generating SpEd revenue on this)
 - EL chbk: \$10.6M
 - Literacy Aid chbk: \$2M
 - Previous budget cuts chbk: \$4.6M

Restricted Fed Grants Misc Grants Assigned: SI SpEd Unassigned: PK-12 Unassigned: Ops Unassigned: Central Unassigned: Other

RESTRICTED FUNDING PROGRAMS

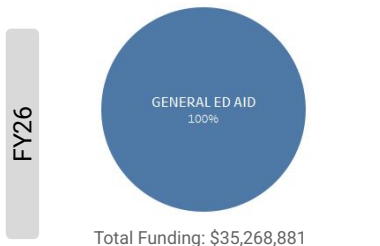


Basic Skills - Compensatory Education

Statute(s): 126C.15

Purpose: Intended to meet educational needs of pupils whose progress toward meeting state performance standards is below the level for learners of their age

Revenues



Expenditures

	Elementary	Middle	High	Other Programs	Early Childhood	General	Grand Total
Salaries and Wages	\$6,831,373 19.4%	\$1,472,086 4.2%	\$2,886,913 8.2%	\$360,951 1.0%	\$40,986 0.1%	\$263,298 0.7%	\$11,855,607 33.6%
Employee Benefits	\$11,873,168 33.7%	\$3,890,440 11.0%	\$5,236,154 14.8%	\$125,423 0.4%	\$18,918 0.1%	\$86,271 0.2%	\$21,230,374 60.2%
Purchased Services						\$1,182,900 3.4%	\$1,182,900 3.4%
Capital Expenditures						\$1,000,000 2.8%	\$1,000,000 2.8%
Grand Total	\$18,704,541 53.0%	\$5,362,526 15.2%	\$8,123,067 23.0%	\$486,374 1.4%	\$59,904 0.2%	\$2,532,469 7.2%	\$35,268,881 100.0%

Restricted Fed Grants Misc Grants Assigned: SI SpEd Unassigned: PK-12 Unassigned: Ops Unassigned: Central Unassigned: Other

RESTRICTED FUNDING PROGRAMS



Basic Skills - Compensatory Education: **ESSER maintained**

**Maintained
ESSER positions**

76 FTE
(of 136 total Comp Ed FTE)

\$8.6M

Intervention & Academic Support:

- Elementary Literacy Intervention Teachers: 64 employees (32 FTE)
- HS Academic Support Teachers: 14 employees (13.25 FTE)
- MS Instructional Coach: 2 employees (1.5 FTE)
- MS Paraeducators: 5 employees (5.75 FTE)

Student Support:

- K-12 Social Worker/Student Support: 26 employees (14.2 FTE)
- Secondary School Counselors: 6 employees (5.8 FTE)
- Asst Principals: Additional days for 12 employees (2 FTE)

Note: Paras/Asst Principal FTEs are not same cost of teacher (slightly lower/higher)

Restricted Fed Grants Misc Grants Assigned: SI SpEd Unassigned: PK-12 Unassigned: Ops Unassigned: Central Unassigned: Other

RESTRICTED FUNDING PROGRAMS

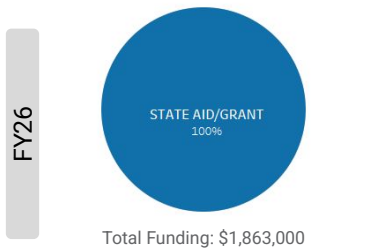


Literacy aid

Statute(s): 124D.98

Purpose: Intended to support implementation of evidence-based reading instruction

Revenues



Expenditures

	Elementary	Grand Total
Salaries and Wages	\$1,423,596 76.4%	\$1,423,596 76.4%
Employee Benefits	\$439,404 23.6%	\$439,404 23.6%
Grand Total	\$1,863,000 100.0%	\$1,863,000 100.0%

Instructional Positions:
Elem Literacy Coaches: 14.2 FTEs

Restricted Fed Grants Misc Grants Assigned: SI SpEd Unassigned: PK-12 Unassigned: Ops Unassigned: Central Unassigned: Other

RESTRICTED FUNDING PROGRAMS



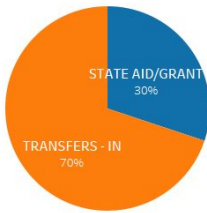
Basic skills - English learner

Statute(s): 124D.65

Purpose: *Intended to support with instruction of students with limited English skills*

Revenues

FY26



Total Funding: \$15,172,638*
 *\$10.6M cross subsidy accounting entry

Expenditures

	Elementary	Middle	High	Other Programs	Early Childhood	General	Grand Total
Salaries and Wages	\$6,763,469 44.6%	\$1,718,646 11.3%	\$2,370,181 15.6%	\$26,177 0.2%	\$13,144 0.1%	\$424,001 2.8%	\$11,315,618 74.6%
Employee Benefits	\$2,264,801 14.9%	\$657,757 4.3%	\$750,868 4.9%	\$4,558 0.0%	\$2,291 0.0%	\$176,745 1.2%	\$3,857,020 25.4%
Grand Total	\$9,028,270 59.5%	\$2,376,403 15.7%	\$3,121,049 20.6%	\$30,735 0.2%	\$15,435 0.1%	\$600,746 4.0%	\$15,172,638 100.0%

Instructional Positions:

ESL Teacher: 127 FTEs
 ESL Para: 6 FTEs

Admin/Clerical Positions:

ESL Intake Specialist 2 FTEs
 L&A Coordinator 1.8 FTEs
 Clerical 1 FTE

Restricted

Fed Grants

Misc Grants

Assigned: SI

SpEd

Unassigned: PK-12

Unassigned: Ops

Unassigned: Central

Unassigned: Other

RESTRICTED FUNDING PROGRAMS



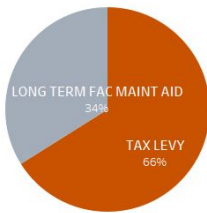
Long-Term Facilities Maintenance

Statute(s): 123B.595

Purpose: *Intended to meet the deferred capital expenditure and maintenance requirements of district facilities outlined in the 10-year facility plan.*

Revenues

FY26



Total Funding: \$14,901,860

Expenditures

	Elementary	Middle	High	General	Grand Total
Salaries and Wages				\$1,261,316 8.5%	\$1,261,316 8.5%
Employee Benefits				\$640,314 4.3%	\$640,314 4.3%
Purchased Services	\$856,000 5.7%	\$452,000 3.0%	\$120,000 0.8%	\$896,622 6.0%	\$2,324,622 15.6%
Supplies and Mat'r'ls				\$375,726 2.5%	\$375,726 2.5%
Capital Expenditures	\$2,746,000 18.4%	\$2,332,988 15.7%	\$2,362,000 15.9%	\$2,858,894 19.2%	\$10,299,882 69.1%
Grand Total	\$3,602,000 24.2%	\$2,784,988 18.7%	\$2,482,000 16.7%	\$6,032,872 40.5%	\$14,901,860 100.0%

Restricted

Fed Grants

Misc Grants

Assigned: SI

SpEd

Unassigned: PK-12

Unassigned: Ops

Unassigned: Central

Unassigned: Other

RESTRICTED FUNDING PROGRAMS



Long-Term Facilities Maintenance

Positions

\$1.9M

Administrative	Director Building & Grounds	0.8
	B/G Construction Projects Mgr	2.0
	B/G Coordinator IAQ	1.0
	B/G Health/Safety Mgr	1.0
	B/G Maintenance Mgr	1.0
	Security & Emergency Ops Mgr	1.0
Custodial/ Maintenance	Tech Support Specialist III	1.0
	B/G Building Maintenance Supv	1.0
	B/G Maint Spec Electrician	1.0
	B/G Maint Spec HVAC	2.0
	B/G Maint Spec Mnt	1.0
Clerical	B/G Maint Spec Plumber Lead	1.0
	Educ Office Prof Lead Dept	1.0
Grand Total		14.8

Mechanical & Other Interior
Projects

\$8.3M

Site Grounds Projects

\$1.8M

Environmental Health & Safety
Projects

\$2.35M

Building Envelope & Roofing
System Projects

\$585M

Restricted Fed Grants Misc Grants Assigned: SI SpEd Unassigned: PK-12 Unassigned: Ops Unassigned: Central Unassigned: Other

RESTRICTED FUNDING PROGRAMS



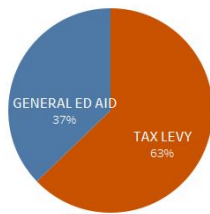
Operating capital

Statute(s): [126C.10, subd. 13](#)

Purpose: Intended to support the betterment of facilities, acquisition of land or equipment, purchase of curriculum materials, and maintenance of telecomms and network systems

Revenues

FY26



Total Funding: \$14,127,631

Expenditures

	Elementary	Middle	High	Other Programs	Early Childhood	General	Grand Total
Salaries and Wages						\$994,785	\$994,785
Employee Benefits						\$289,153	\$289,153
Purchased Services			\$673,725	\$88,292		\$190,000	\$952,017
Supplies and Mat'r'ls	\$32,656	\$10,276	\$41,590	\$6,291		\$2,315,896	\$2,406,709
Capital Expenditures	\$2,549,255	\$878,831	\$1,014,022	\$917,732	\$12,000	\$4,113,127	\$9,484,967
Grand Total	\$2,581,911	\$889,107	\$1,729,337	\$1,012,315	\$12,000	\$7,902,961	\$14,127,631
	18.3%	6.3%	12.2%	7.2%	0.1%	55.9%	100.0%

Restricted Fed Grants Misc Grants Assigned: SI SpEd Unassigned: PK-12 Unassigned: Ops Unassigned: Central Unassigned: Other

RESTRICTED FUNDING PROGRAMS



Operating capital

Positions

\$1.3M

Administrative	Enterprise Network Engineer	4.0
	Educational Data Coordinator	1.0
	Tech Support Specialist II	1.0
Teachers	Teacher SA-Tech Coordinator	3.2
Grand Total		9.2

Building Leases

\$4.4M

Technology

\$1.9M

Site Facilities & Equipment

\$2.35M

Curriculum

\$1.8M

Districtwide Facilities & Equipment

\$2.3M

Restricted Fed Grants Misc Grants Assigned: SI SpEd Unassigned: PK-12 Unassigned: Ops Unassigned: Central Unassigned: Other

RESTRICTED FUNDING PROGRAMS



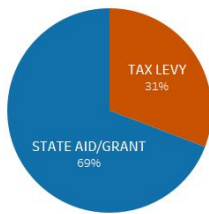
Achievement & Integration

Statute(s): [124D.861](#), [124D.862](#)

Purpose: *Intended to pursue racial and economic integration, increase student achievement, create equitable educational opportunities, and reduce academic disparities*

Revenues

FY26



Total Funding: \$7,836,222

Expenditures

	Elementary	Middle	High	Other Programs	General	Grand Total
Salaries and Wages	\$722,306 9.2%	\$1,789,082 22.8%	\$1,879,070 24.0%		\$511,555 6.5%	\$4,902,013 62.6%
Employee Benefits	\$224,984 2.9%	\$620,413 7.9%	\$642,408 8.2%		\$169,777 2.2%	\$1,657,582 21.2%
Purchased Services	\$168,236 2.1%	\$137,129 1.7%	\$107,475 1.4%	\$660,725 8.4%	\$2,200 0.0%	\$1,075,765 13.7%
Supplies and Matr'ls	\$38,670 0.5%	\$31,738 0.4%	\$111,854 1.4%			\$182,262 2.3%
Other Expenditures	\$1,775 0.0%	\$765 0.0%	\$16,060 0.2%			\$18,600 0.2%
Grand Total	\$1,155,971 14.8%	\$2,579,127 32.9%	\$2,756,867 35.2%	\$660,725 8.4%	\$683,532 8.7%	\$7,836,222 100.0%

Restricted Fed Grants Misc Grants Assigned: SI SpEd Unassigned: PK-12 Unassigned: Ops Unassigned: Central Unassigned: Other

RESTRICTED FUNDING PROGRAMS



Achievement & Integration

Positions

Administrative	Observatory Coordinator	1.0
	Recruit Retention Specialist	1.0
	Student Services Coordinator	1.0
	ESL Cultural Liaison	0.6
	Finance Compliance Manager	0.4
Teachers	Teacher Reading Secondary	24.4
	Teacher SA-Curr Integrator	6.1
	Teacher SA-Student Supp AVID	2.7
	Teacher Academic Support	1.7
	Teacher SA-IB Coord	1.0
	Teacher Social Worker	1.0
	Teacher SA-Achievement Coach	1.0
Paraeducators	ParaEducator Secondary	2.0
Other Support Staff	Student Achievement Advisor	15.0
Clerical	Educ Office Prof Lead Dept	1.0
Grand Total		61.0

Achievement Interventions
\$2.8M

AVID
\$473K

School Choice:
Magnet & Speciality
\$2.2M

Recruitment & Retention,
Other Admin
\$285K

Student Achievement Advisors
\$1.2M

Building Bridges -
School & Community
\$242K

NW Suburban Integration
School District
\$660K

Restricted Fed Grants Misc Grants Assigned: SI SpEd Unassigned: PK-12 Unassigned: Ops Unassigned: Central Unassigned: Other

RESTRICTED FUNDING PROGRAMS

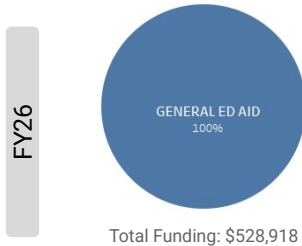


Gifted & Talented

Statute(s): 128B.15, 126C.10 Subd. 2b.

Purpose: Support in identifying gifted and talented students, developing and implementing appropriate programming, and providing staff PD to meet the needs of those students

Revenues



Expenditures

	Middle	High	General	Grand Total
Salaries and Wages	\$54,846 10.4%		\$253,143 47.9%	\$307,989 58.2%
Employee Benefits			\$84,257 15.9%	\$84,257 15.9%
Purchased Services		\$41,684 7.9%	\$50,460 9.5%	\$92,144 17.4%
Supplies and Matr'ls			\$44,528 8.4%	\$44,528 8.4%
Grand Total	\$54,846 10.4%	\$41,684 7.9%	\$432,388 81.7%	\$528,918 100.0%

Instructional Positions:

- Talent Development Teachers: 2.4 FTE
- Learning & Achievement Coordinators: 0.4 FTE

Other:

- Curriculum materials
- Student travel and field trips

Restricted Fed Grants Misc Grants Assigned: SI SpEd Unassigned: PK-12 Unassigned: Ops Unassigned: Central Unassigned: Other

RESTRICTED FUNDING PROGRAMS



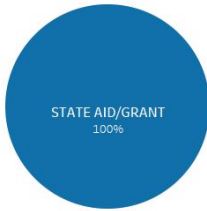
School Library Aid

Statute(s): 124D.992

Purpose: Intended to support in directly funding the costs of library and media services

Revenues

FY26



Total Funding: \$423,014

Expenditures

		General	Grand Total
Supplies and Matr'ls	470 - MEDIA RESOURCES	\$223,014 52.7%	\$223,014 52.7%
	471 - E-LIBRARY BOOKS	\$200,000 47.3%	\$200,000 47.3%
Grand Total		\$423,014 100.0%	\$423,014 100.0%

Restricted

Fed Grants

Misc Grants

Assigned: SI

SpEd

Unassigned: PK-12

Unassigned: Ops

Unassigned: Central

Unassigned: Other

RESTRICTED FUNDING PROGRAMS



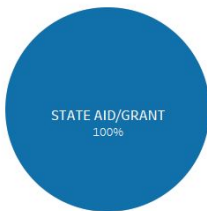
Student Support Personnel Aid

Statute(s): 124D.901

Purpose: Intended to address shortages of student support services personnel, decrease caseloads, and ensure student receive effective support services

Revenues

FY26



Total Funding: \$1,222,614

Expenditures

		General	Grand Total
Salaries and Wages		\$904,118 73.9%	\$904,118 73.9%
	Employee Benefits	\$318,496 26.1%	\$318,496 26.1%
Grand Total		\$1,222,614 100.0%	\$1,222,614 100.0%

Support Positions:

- Social Worker and Counselor chargebacks (~10 FTE)

Restricted

Fed Grants

Misc Grants

Assigned: SI

SpEd

Unassigned: PK-12

Unassigned: Ops

Unassigned: Central

Unassigned: Other

RESTRICTED FUNDING PROGRAMS



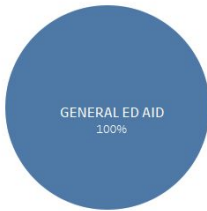
Learning & Development

Statute(s): 124C.12

Purpose: Intended to reduce or maintain a district's average class size for kindergarten through third grade classroom

Revenues

FY26



Total Funding: \$8,293,098
*fixed amount of basic formula

Expenditures

	General	Grand Total
Salaries and Wages	\$6,379,306 76.9%	\$6,379,306 76.9%
Employee Benefits	\$1,913,792 23.1%	\$1,913,792 23.1%
Grand Total	\$8,293,098 100.0%	\$8,293,098 100.0%

Instructional Positions:

- K-3 teacher expenditures chargebacks (~69 FTEs)

Restricted

Fed Grants

Misc Grants

Assigned: SI

SpEd

Unassigned: PK-12

Unassigned: Ops

Unassigned: Central

Unassigned: Other

RESTRICTED FUNDING PROGRAMS



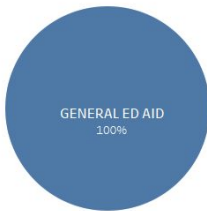
Staff Development

Statute(s): 122A.61

Purpose: Intended to support teacher and instructional support staff development

Revenues

FY26



Total Funding: \$6,087,439
*2% of basic formula allowance

Expenditures

	Elementary	Middle	High	General	Grand Total
Salaries and Wages	\$113,280 1.9%	\$60,520 1.0%	\$73,504 1.2%	\$4,031,857 66.2%	\$4,279,161 70.3%
Employee Benefits				\$989,275 16.3%	\$989,275 16.3%
Purchased Services				\$738,003 12.1%	\$738,003 12.1%
Supplies and Matr'ls				\$71,000 1.2%	\$71,000 1.2%
Other Expenditures				\$10,000 0.2%	\$10,000 0.2%
Grand Total	\$113,280 1.9%	\$60,520 1.0%	\$73,504 1.2%	\$5,840,135 95.9%	\$6,087,439 100.0%

Instructional Positions:

- Learning & Achievement Coordinators: 3.3 FTE
- Staff development hours
- \$2.75M chargeback for teacher development days (previous budget reduction)

Other:

- PD trainings and materials
- Travel
- Membership dues

Restricted

Fed Grants

Misc Grants

Assigned: SI

SpEd

Unassigned: PK-12

Unassigned: Ops

Unassigned: Central

Unassigned: Other

RESTRICTED FUNDING PROGRAMS



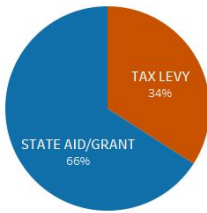
Quality Compensation Program (Q Comp)

Statute(s): 122A.414

Purpose: Alternative teacher profession pay structure intended to incentivize teachers to improve knowledge and instructions skills in service of advancing student achievement.

Revenues

FY26



Total Funding: \$9,892,661

Expenditures

	General	Grand Total
Salaries and Wages	\$8,026,464 81.1%	\$8,026,464 81.1%
Employee Benefits	\$1,809,370 18.3%	\$1,809,370 18.3%
Purchased Services	\$28,500 0.3%	\$28,500 0.3%
Supplies and Matr'ls	\$27,327 0.3%	\$27,327 0.3%
Other Expenditures	\$1,000 0.0%	\$1,000 0.0%
Grand Total	\$9,892,661 100.0%	\$9,892,661 100.0%

Positions (\$3.3M)

- Director of Employee Development & Eval
- Q Comp Coordinator
- Q Comp Peer Teacher Coaches: 27 FTE
- Clerical

Teacher Compensation (\$6.5M)

- Teacher Q Comp stipends for observations and performance goals met

Other (\$60K)

- Mileage & Supplies

Restricted

Fed Grants

Misc Grants

Assigned: SI

SpEd

Unassigned: PK-12

Unassigned: Ops

Unassigned: Central

Unassigned: Other

RESTRICTED FUNDING PROGRAMS



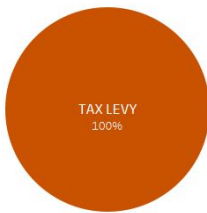
Safe Schools Levy

Statute(s): 126C.44

Purpose: Allows districts to levy for the costs associated with student and staff safety issues.

Revenues

FY26



Total Funding: \$1,489,504

Expenditures

	Elementary	Middle	High	Other Programs	General	Grand Total
Salaries and Wages					\$111,345 7.5%	\$111,345 7.5%
Employee Benefits					\$31,747 2.1%	\$31,747 2.1%
Purchased Services	\$196,699 13.2%	\$517,507 34.7%	\$575,953 38.7%	\$56,253 3.8%		\$1,346,412 90.4%
Grand Total	\$196,699 13.2%	\$517,507 34.7%	\$575,953 38.7%	\$56,253 3.8%	\$143,092 9.6%	\$1,489,504 100.0%

Positions

- 1 Social Worker FTE

Contracted Services

- School Resource Officers - \$898K
- Mental health services - \$448K

Restricted

Fed Grants

Misc Grants

Assigned: SI

SpEd

Unassigned: PK-12

Unassigned: Ops

Unassigned: Central

Unassigned: Other

RESTRICTED FUNDING PROGRAMS




Capital Project Levy (Tech Levy)

Statute(s): [123B.63](#)

Purpose: Allows a district to levy an amount approved by voters for designated capital projects for a period of time not to exceed 10 years.

Revenues

FY26



Total Funding: \$6,392,831

Expenditures

	General	Grand Total
Salaries and Wages	\$723,172 11.3%	\$723,172 11.3%
Employee Benefits	\$190,735 3.0%	\$190,735 3.0%
Supplies and Matr'ls	\$5,478,924 85.7%	\$5,478,924 85.7%
Grand Total	\$6,392,831 100.0%	\$6,392,831 100.0%

Positions:

- Tech Coordinator: 2 FTE
- Client Support Svcs Mgr: 1 FTE
- Data Integration Mgr: 1 FTE
- Data Operations Mgr: 1 FTE
- Education Data Coord: 0.5 FTE

Capital Tech:

- Instruction tech devices \$5M
- Instruction tech software \$500K

Restricted

Fed Grants

Misc Grants

Assigned: SI

SpEd

Unassigned: PK-12

Unassigned: Ops

Unassigned: Central

Unassigned: Other

RESTRICTED FUNDING PROGRAMS




Third-Party Medicaid Billing (MA Billing)

Statute(s): [125A.21](#)

Purpose: Allows schools to bill Medicaid for certain health-related services provided to students as part of an IEP or IFSP.

Revenues

FY26



Total Funding: \$2,000,000

Expenditures

	Elementary	Middle	High	Other Programs	Early Childhood	General	Grand Total
Salaries and Wages						\$620,732 31.0%	\$620,732 31.0%
Employee Benefits					\$28,620 1.4%	\$86,705 4.3%	\$115,325 5.8%
Purchased Services	\$1,900 0.1%			\$2,450 0.1%	\$1,000 0.1%	\$247,363 12.4%	\$252,713 12.6%
Supplies and Matr'ls	\$45,565 2.3%	\$23,320 1.2%	\$25,250 1.3%	\$39,945 2.0%	\$84,000 4.2%	\$614,150 30.7%	\$832,230 41.6%
Capital Expenditur..				\$10,000 0.5%	\$7,000 0.4%	\$141,000 7.1%	\$158,000 7.9%
Other Expenditures						\$21,000 1.1%	\$21,000 1.1%
Grand Total	\$47,465 2.4%	\$23,320 1.2%	\$25,250 1.3%	\$52,395 2.6%	\$120,620 6.0%	\$1,730,950 86.5%	\$2,000,000 100.0%

Positions

- Nurse: 1.0 FTE
- Clerical: 2.0 FTE

Other:

- Center-based supply allocations
- Technology & Misc Equipment

Restricted

Fed Grants

Misc Grants

Assigned: SI

SpEd

Unassigned: PK-12

Unassigned: Ops

Unassigned: Central

Unassigned: Other

RESTRICTED FUNDING PROGRAMS

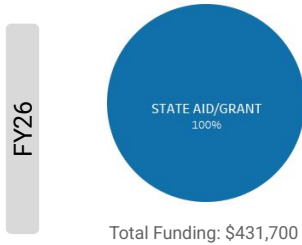


American Indian Education Aid

Statute(s): 124D.81

Purpose: Enhance educational opportunities for American Indian students.

Revenues



Expenditures

	General	Grand Total
Salaries and Wages	\$228,100 52.8%	\$228,100 52.8%
Employee Benefits	\$71,900 16.7%	\$71,900 16.7%
Purchased Services	\$98,000 22.7%	\$98,000 22.7%
Supplies and Matr'ls	\$33,700 7.8%	\$33,700 7.8%
Grand Total	\$431,700 100.0%	\$431,700 100.0%

Positions:

- American Indian Ed Advisors: 5.8 FTE
- Clerical: 0.5 FTE

Other:

- Contracted services & supplies

Restricted

Fed Grants

Misc Grants

Assigned: SI

SpEd

Unassigned: PK-12

Unassigned: Ops

Unassigned: Central

Unassigned: Other

RESTRICTED FUNDING PROGRAMS

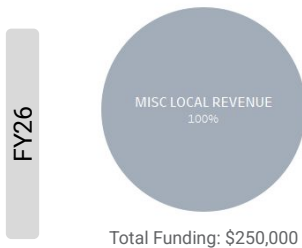


Student Activities

Statute(s): 123B.49

Purpose: Student-managed activity accounts. Funds raised by students and restricted to be spent on students. Primarily student council.

Revenues



Expenditures

		General	Grand Total
Other Financing Uses	899 - MISC EXPENSE	\$250,000 100.0%	\$250,000 100.0%
Grand Total		\$250,000 100.0%	\$250,000 100.0%

Restricted

Fed Grants

Misc Grants

Assigned: SI

SpEd

Unassigned: PK-12

Unassigned: Ops

Unassigned: Central

Unassigned: Other

RESTRICTED FUNDING PROGRAMS



Scholarships

Statute(s): N/A

Purpose: District manages and distributes private scholarship donations to student beneficiaries.

Revenues



Expenditures

		General	Grand Total
Other Financing Uses	894 - SCHOLARSHIPS	\$225,000 100.0%	\$225,000 100.0%
Grand Total		\$225,000 100.0%	\$225,000 100.0%

Restricted

Fed Grants

Misc Grants

Assigned: SI

SpEd

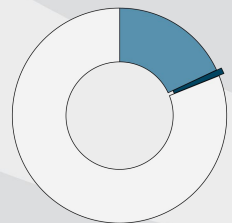
Unassigned: PK-12

Unassigned: Ops

Unassigned: Central

Unassigned: Other

FEDERAL GRANT PROGRAMS



FY26 Budget: \$6,320,242

% of Total Expenditures: 0.9%

FEDERAL GRANT PROGRAMS



ESEA Title & Other Non-SpEd Federal Programs

Title I Part A: Improving Achievement
\$4.5M

Positions:

Coordinator of State/Fed Prgs (1 FTE)
HOPE Coordinator (0.5 FTE)
Academic Support Teacher (28.7 FTE)
Teacher LIT/MIT (0.8 FTE)
Social Workers (6.5 FTEs)
Student Achievement Advisor (1 FTE)
Paras (2.8 FTEs)
Clerical (2 FTEs)

Other Title I Part A Activities:

Family engagement events
Professional development

Title I Part D: At-Risk Youth
\$25K

Other Title I Part D Activities:

Curriculum materials
Tutoring
Community/responsibility building
Technology

Title II Part A: Educator Efficacy
\$600K

Positions:

Learning & Achieve Coord (1.5 FTE)
Teacher Coach (4 FTEs)

Other Title II Activities:

Professional development

Title III Part A: EL Support
\$300K

Positions:

ESL Cultural Liaison (3.4 FTEs)

Other Title III Activities:

Family engagement events
Professional development
Interpreter services
Literacy instructional materials

Title IV: Safe & Healthy
\$240K

Positions:

Social Worker (3 FTEs)
Student Achievement Advisor (1 FTE)

Other Title IV Activities:

Professional development
Well-rounded education activities
Safe and healthy schools
Effective use of technology

Title VII: Indian Ed
\$80K

Positions:

American Indian Ed Advisor (1.2 FTE)

Title VIII: McKinney Vento
\$80K

Positions:

HOPE Coordinator (0.5 FTE)
Social Worker (0.1 FTE)
Extra hours for McKinney Vento re-identification process

Other Title VIII Activities:

Professional development
Supplies for HOPE office

Carl Perkins CTE
\$495K

AH Grant Activities:

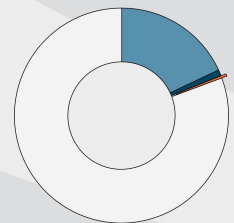
Equipment
Field Trips
College and career tours
Workforce center activities
Professional Development
Curriculum ESAs

AH Fiscal Agent:

Funds to local districts

Restricted [Fed Grants](#) Misc Grants Assigned: SI SpEd Unassigned: PK-12 Unassigned: Ops Unassigned: Central Unassigned: Other

MISC GRANTS AND FUNDRAISERS



FY26 Budget: \$2,529,228

% of Total Expenditures: 0.4%

MISC GRANTS & FUNDRAISERS



Expenditures driven by resource development activities

Fundraiser Donations

\$2.4M

Estimated budget for supply expenditures from **school fundraisers**

Miscellaneous Grants

\$50K

Estimated budget for supply expenditures from **various local and state grant awards**

AHEF Grants

\$40K

Estimated budget for supply expenditures from **Anoka-Hennepin Education Foundations grant awards**

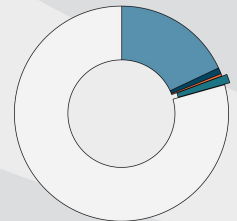
Vending Commissions

\$10K

Estimated budget for supply expenditures from **vending machine commissions**

Restricted Fed Grants Misc Grants Assigned: SI SpEd Unassigned: PK-12 Unassigned: Ops Unassigned: Central Unassigned: Other

ASSIGNED: STRATEGIC INITIATIVES



FY26 Budget: \$9,425,000

% of Total Expenditures: 1.3%

ASSIGNED: STRATEGIC INITIATIVES



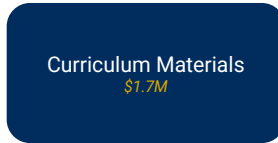
School Board assigned investments (limited-term)

Total Budget: \$9,425,000



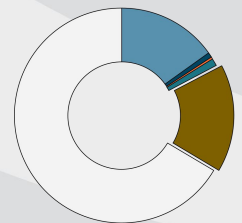
Positions - Final Year of Strategic Investments
\$4.8M

Teachers	Teacher SA-Coach	14.5
	Teacher Academic Support	9.0
	Teacher Math Intervention	4.3
	Teacher Counselor	1.1
	Teacher SA-Student Support	1.0
	Teacher Literacy Intervention	0.8
	Teacher Science	0.2
Principals & Asst P..	Asst Principal HS 10 Month	1.0
Grand Total		31.7



Restricted Fed Grants Misc Grants Assigned: SI SpEd Unassigned: PK-12 Unassigned: Ops Unassigned: Central Unassigned: Other

SPECIAL EDUCATION



FY26 Budget: \$135,464,417

% of Total Expenditures: 19.3%

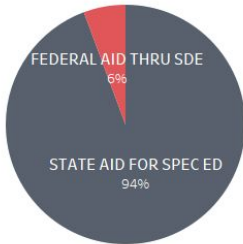
SPECIAL EDUCATION



Overview - State & Federal

Revenues

FY26



Total Funding: \$132,257,696

Expenditures

	Elementary	Middle	High	Other Programs	Early Childhood	General	Grand Total
Salaries and Wages	\$27,548,230 20.3%	\$10,911,046 8.1%	\$11,366,587 8.4%	\$11,100,700 8.2%	\$14,596,659 10.8%	\$24,548,181 18.1%	\$100,071,403 73.9%
Employee Benefits	\$9,876,426 7.3%	\$3,463,930 2.6%	\$3,606,980 2.7%	\$1,284,882 0.9%	\$1,151,333 0.8%	\$1,715,410 1.3%	\$21,098,961 15.6%
Purchased Services				\$342,000 0.3%	\$474,880 0.4%	\$13,362,105 9.9%	\$14,178,985 10.5%
Supplies and Mat'ls				\$21,100 0.0%	\$12,218 0.0%	\$74,250 0.1%	\$107,568 0.1%
Other Expenditures						\$500 0.0%	\$500 0.0%
Other Financing Uses					\$7,000 0.0%		\$7,000 0.0%
Grand Total	\$37,424,656 27.6%	\$14,374,976 10.6%	\$14,973,567 11.1%	\$12,748,682 9.4%	\$16,242,090 12.0%	\$39,700,446 29.3%	\$135,464,417 100.0%

**Does not include \$24.2M SpEd Transp costs

Estimated Cross-subsidy: \$27,362,500

Restricted Fed Grants Misc Grants Assigned: SI **SpEd** Unassigned: PK-12 Unassigned: Ops Unassigned: Central Unassigned: Other

SPECIAL EDUCATION



Federal IDEA Programs

IDEA Part B Sec 611
\$5.9M

Positions:

- N/A

Other Services:

- Tuition Billing

IDEA Part B Sec 619 3 - 5
\$200K

Positions:

- SpEd Program Admin: 1.0 FTE

Other Services:

- Instructional Supplies
- Mileage

IDEA Part C Birth - 2
\$250K

Positions:

- SpEd Program Admin: 1.0 FTE
- Clerical: 1.0 FTE

IDEA Part B Sec 611 Mandatory CEIS
\$1.1M

Positions:

- N/A

Other Services:

- Early intervention services per approved plan to reduce racial disparities in discipline and/or SpEd placement

Restricted Fed Grants Misc Grants Assigned: SI **SpEd** Unassigned: PK-12 Unassigned: Ops Unassigned: Central Unassigned: Other

Special Education



State Funded

Total Budget: \$128,014,417

Payroll
94%

Non-Payroll
6%

Positions
\$120.73M

Administrative	Assistant Director Spec Educ	1.0	
	Director Special Education	1.0	
	Exec Dir Student Support Serv	0.9	
	Mental Health Coord - Sped	1.0	
	Special Educ Prj Administrat..	15.0	
	Sped Finance Compliance Mgr	1.0	
Secretaries/ Clerical	Accounting Specialist	2.0	
	Computer Specialist	1.0	
	Educ Office Prof	14.1	
Teachers	School Office Supervisor	3.0	
	Teacher	690.5	
	Teacher Speech Clinician	102.7	
	Teacher Psychologist	47.7	
	Teacher PT/OT	38.8	
	Teacher Social Worker	14.5	
	Teacher Nurse	3.0	
	Paraeducators	ParaEducator SpEd	760.3
		ParaEducator Health	3.2
		ParaEducator Technology	2.0
Other Support Staff	Speech Lang Pathologist Assl..	7.9	
	Board Cert Behavior Analyst	4.0	
	Certified Brailist	3.0	
Grand Total		1,717.6	

Outsourced Positions
\$6.95M

Mileage
\$70K

IEP Management Software
\$75K

Professional Services
\$28K

Instructional Supplies & Tech
\$52K

Printing & Mailing
\$63K

Equipment Repairs
\$12K

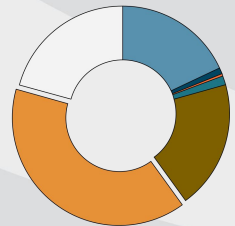
Food
\$3K

Admin Supplies & Tech
\$1K

Professional Dues & Conferences
\$1K

Restricted Fed Grants Misc Grants Assigned: SI SpEd Unassigned: PK-12 Unassigned: Ops Unassigned: Central Unassigned: Other

UNASSIGNED: PK12 PROGRAMS



FY26 Budget: \$275,080,013

% of Total Expenditures: 39.3%

UNASSIGNED: PK12 PROGRAM



Overview

	Elementary	Middle	High	Other Programs	Early Childhood	Grand Total
Salaries and Wages	\$82,390,630 30.0%	\$44,864,939 16.3%	\$57,215,866 20.8%	\$13,825,388 5.0%	\$293,784 0.1%	\$198,590,607 72.2%
Employee Benefits	\$28,756,068 10.5%	\$15,210,332 5.5%	\$18,987,656 6.9%	\$4,401,022 1.6%	\$103,709 0.0%	\$67,458,787 24.5%
Purchased Services	\$231,156 0.1%	\$163,818 0.1%	\$2,769,192 1.0%	\$75,100 0.0%	\$690,675 0.3%	\$3,929,941 1.4%
Supplies and Matr'ls	\$1,217,617 0.4%	\$898,332 0.3%	\$1,782,695 0.6%	\$324,868 0.1%	\$30,450 0.0%	\$4,253,962 1.5%
Capital Expenditures		\$55,174 0.0%	\$167,700 0.1%	\$207,500 0.1%		\$430,374 0.2%
Other Expenditures	\$57,348 0.0%	\$47,885 0.0%	\$215,545 0.1%	\$15,565 0.0%		\$336,343 0.1%
Other Financing Uses			\$80,000 0.0%			\$80,000 0.0%
Grand Total	\$112,652,819 41.0%	\$61,240,480 22.3%	\$81,218,654 29.5%	\$18,849,443 6.9%	\$1,118,618 0.4%	\$275,080,014 100.0%
Students served (ADM)	15,341	8,542	12,181			
Cost/Student	\$7,325	\$7,169	\$6,668			

Restricted Fed Grants Misc Grants Assigned: SI SpEd Unassigned: PK-12 Unassigned: Ops Unassigned: Central Unassigned: Other

UNASSIGNED: PK12 PROGRAM



Elementary Schools

Total Budget: \$112,386,695

Students Served: 15,341

Staffing Allocation
\$110.8M (99%)

Position	Staffing Ratio	FTEs
Classroom Teachers		
	1 : 23.7 (Base)	647.3
	Levy	39.5
	L&D	46.0
	Explorations	24.2
Support Staff		
Paras (Tech)	1 per building	22.9
Paras (Health)	1 per building	22.6
Paras (Behavior)		22.9
Paras (General)		67.5
Social Workers	1 - 2 per building	28.6
Volunteer Service Coordinators	1 per building	13.6
School Admin		
Principals	1 per building	25.0
Assistant Principals	1 - 2 per building	25.9
Admin Interns		4.0
Clerical/SoS	2 - 3 per building	54.4
Total Staff (Unassigned FB)		1044.5

Base \$66.42/student **\$1.15M**
Tower revenue allocation **\$101K**
Principal/AP dues **\$57K**

Supply Budget
\$1.57M (1%)

Restricted Fed Grants Misc Grants Assigned: SI SpEd Unassigned: PK-12 Unassigned: Ops Unassigned: Central Unassigned: Other

UNASSIGNED: PK12 PROGRAM



Elementary Schools - Sunrise Elementary

Total Budget: \$7,077,584

Students Served: 1,002

Staffing Allocation
\$7.0M (99%)

Position	Staffing Ratio	FTEs
Classroom Teachers		
	1 : 23.7 (Base)	42.3
	Levy	1.0
	L&D	1.0
	Explorations	1.7
Support Staff		
Paras (Tech)	1 per building	1.2
Paras (Health)	1 per building	1.1
Paras (Behavior)		1.0
Paras (General)		4.7
Social Workers	1 - 2 per building	1.0
Volunteer Service Coordinators	1 per building	0.7
School Admin		
Principals	1 per building	1.0
Assistant Principals	1 - 2 per building	1.9
Admin Interns		0.0
Clerical/SoS	2 - 3 per building	3.0
Total Staff (Unassigned FB)		61.5

Base \$66.42/student **\$66.6K**
 Tower revenue allocation **\$6.6K**
 Principal/AP dues **\$3.2K**

Supply Budget
\$76K (1%)

Restricted Fed Grants Misc Grants Assigned: SI SpEd Unassigned: PK-12 Unassigned: Ops Unassigned: Central Unassigned: Other

UNASSIGNED: PK12 PROGRAM



Middle Schools

Total Budget: \$61,240,480

Students Served: 8,542

Staffing Allocation
\$60.02M (98%)

Position	Staffing Ratio	FTEs
Classroom Teachers		
	1 : 24.7 (Base)	345.8
	Levy	54.5
Support Staff		
Tech Coordinator	1 per building	6.0
Paras (Tech)	1 per building	7.7
Paras (Health)	1 per building	7.5
Paras (General)		14.0
Counselors	1 - 3 per building	15.3
Social Workers	1 per building	3.5
School Admin		
Principals	1 per building	6.0
Assistant Principals	3 - 5 per building	22.6
Clerical/SoS	1 : 296	32.7
Total Staff (Unassigned FB)		515.8

Base \$104.10/student **\$937K**
 Shop(\$8/student) and FACS(\$14/student),
 additional allocation **\$124K**
 Co-curricular event = revenue fees **\$42K**
 Principal/AP dues **\$32K**
 Tower revenue allocation **\$56K**
 Project Lead The Way allocation **\$20K**
 Instrument repair **\$8K**

Supply Budget
\$1.22M (2%)

*Staffing table does not include co-curricular ESAs (\$157K)

Restricted Fed Grants Misc Grants Assigned: SI SpEd Unassigned: PK-12 Unassigned: Ops Unassigned: Central Unassigned: Other

UNASSIGNED: PK12 PROGRAM



Middle Schools - Coon Rapids MS

Total Budget: \$9,052,054

Students Served: 1,298

Staffing Allocation
\$8.9M (98%)

Position	Staffing Ratio	FTEs
Classroom Teachers		
	1 : 24.7 (Base)	52.6
	Levy	9.7
Support Staff		
Tech Coordinator	1 per building	1.1
Paras (Tech)	1 per building	1.1
Paras (Health)	1 per building	1.1
Paras (General)		4.9
Counselors	1 - 3 per building	3.2
Social Workers	1 per building	1.0
School Admin		
Principals	1 per building	1.0
Assistant Principals	3 - 5 per building	4.0
Clerical/SoS	1 : 296	5.3
Total Staff (Unassigned FB)		84.7

*Staffing table does not include co-curricular ESAs (\$25K)

Base \$104.10/student **\$135K**
 Shop(\$8/student) and FACS(\$14/student), additional allocation **\$19.5K**
 Co-curricular event = revenue fees **\$3.3K**
 Principal/AP dues **\$4.2K**
 Tower revenue allocation **\$8.5K**
 Project Lead The Way allocation **\$3.3K**
 Instrument repair **\$1.2K**

Supply Budget
\$175K (2%)

Restricted Fed Grants Misc Grants Assigned: SI SpEd Unassigned: PK-12 Unassigned: Ops Unassigned: Central Unassigned: Other

UNASSIGNED: PK12 PROGRAM



High Schools

Total Budget: \$81,218,653

Students Served: 12,181

Staffing Allocation
\$76.2M (94%)

Position	Staffing Ratio	FTEs
Classroom Teachers		
	1 : 29 (Base)	420.0
	CTE	10.9
	Levy/Other	55.0
Support Staff		
Tech Coordinator	1 per building	5.0
Paras (Tech)	1 per building	7.6
Paras (Health)	small schools	3.2
Paras (General)		48.2
Building Monitors	1 - 3 per building	9.0
Counselors	3 - 6 per building	30.6
Social Workers	1 - 2 per building	1.5
School Admin		
Principals	1 per building	5.0
Assistant Principals	4 - 7 per building	30.0
Admin Intern		0.5
Clerical/SoS	1 : 296	48.4
Total Staff (Unassigned FB)		674.9

*Staffing table does not include activity workers and ESAs (\$4.5M)

Base \$115.67/student **\$1.4M**
 Art(\$16/student), Shop(\$8/student) and FACS(\$14/student), additional allocation **\$276K**
 Co-curricular event = revenue fees **\$172K**
 Principal/AP dues **\$37K**
 Tower revenue allocation **\$80K**
 Cap and gown \$13.47/senior **\$40K**
 After school tutoring (\$27K/HS) **\$135K**
 High school state tournaments **\$80K**
 High school activities supply budget **\$1.25M**
 High school activities transportation **\$1.54M**

Supply Budget
\$5.0M (6%)

Restricted Fed Grants Misc Grants Assigned: SI SpEd Unassigned: PK-12 Unassigned: Ops Unassigned: Central Unassigned: Other

UNASSIGNED: PK12 PROGRAM



High Schools - **Andover HS**

Total Budget: \$13,179,718

Students Served: 1,805

Staffing Allocation
\$12.37M (94%)

Position	Staffing Ratio	FTEs
Classroom Teachers		
	1 : 29 (Base)	62.2
	CTE	2.0
	Levy/Other	8.1
Support Staff		
Tech Coordinator	1 per building	1.0
Paras (Tech)	1 per building	1.1
Paras (Health)	small schools	1.1
Paras (General)		4.9
Building Monitors	1 - 3 per building	1.4
Counselors	3 - 6 per building	3.2
Social Workers	1 - 2 per building	1.0
School Admin		
Principals	1 per building	1.0
Assistant Principals	4 - 7 per building	4.0
Admin Intern		0.0
Clerical/SoS	1 : 296	5.3
Total Staff (Unassigned FB)		96.1

Base \$115.67/student **\$214K**
 Art(\$16/student), Shop(\$8/student) and FACS(\$14/student), additional allocation **\$45.6K**
 Co-curricular event = revenue fees **\$32.6K**
 Principal/AP dues **\$5.3K**
 Tower revenue allocation **\$11.8K**
 Cap and gown \$13.47/senior **\$5.7K**
 High school activities supply budget **\$249K**
 High school activities transportation **\$239K**

Supply Budget
\$803K (6%)

*Staffing table does not include activity workers and ESAs (\$836K)

Restricted Fed Grants Misc Grants Assigned: SI SpEd Unassigned: PK-12 Unassigned: Ops Unassigned: Central Unassigned: Other

UNASSIGNED: PK12 PROGRAM



VPK

Total Budget: \$516,539

Students Served: 70 (154 VPK seats)

Positions
\$493K

Teachers	Preschool Instructor	4.2
Other Support..	Preschool Asst Instructor	4.1
Grand Total		8.2

Interpreters
\$4K

Admin Chargeback (Comm Ed)
\$20K

Restricted Fed Grants Misc Grants Assigned: SI SpEd Unassigned: PK-12 Unassigned: Ops Unassigned: Central Unassigned: Other

UNASSIGNED: PK12 PROGRAM



Alternative Learning Centers

Total Budget: \$7,818,694

Targeted Services

\$962K

Positions \$946K

- Principal: 0.5 FTE
- Clerical: 1.0 FTE
- Teacher additional hours
- Para additional hours

Other \$16K

- Instructional supplies

AH Regional HS

Budget: \$3.92M Students Served: 240

Positions \$3.85M

- Principal: 0.8 FTE
- Asst Principal: 1.0 FTE
- Clerical: 2.0 FTE
- Teacher: 25.3 FTE
- Counselor: 1.0 FTE
- Para (Health): 1.1 FTE
- Para (Tech): 1.1 FTE
- Para (Gen): 5.08 FTE

Other \$69K

- Instructional software
- Instructional supplies
- Admin supplies & tech
- Printing & Mailing
- Professional dues

Teen Pregnancy

\$62K

Positions \$62K

- Teachers: 0.25 FTE
- Counselor: 0.25 FTE

COMPASS

Budget: \$1.73M Students Served: 40

Positions \$1.72M

- Principal: 1.0 FTE
- Clerical: 0.6 FTE
- Teacher: 10.4 FTE
- Counselor: 0.5 FTE
- Social Worker: 1.5 FTE
- Para (Tech): 0.5 FTE

Other \$11K

- Instructional supplies & tech
- Admin supplies
- Transportation
- Field Trips

AH Tech HS

Budget: \$1.15M Students Served: 77

Positions \$1.14M

- Principal: 0.2 FTE
- Asst Principal: 1.0 FTE
- Clerical: 2.0 FTE
- Teacher: 6.2 FTE

Other \$6K

- Instructional supplies
- Admin supplies
- Printing & Mailing

Restricted Fed Grants Misc Grants Assigned: SI SpEd Unassigned: PK-12 Unassigned: Ops Unassigned: Central Unassigned: Other

UNASSIGNED: PK12 PROGRAM



Other Programs

Total Budget: \$11,898,952

Vocational Center

\$5.6M

Positions \$5.47M

- Teachers: 40 FTEs
- Job Coach Supervisor: 1 FTE
- Job Coaches: 12.75 FTEs

Other \$82K

- Instructional Supplies
- Admin Supplies
- Mileage and Transportation

STEP

Budget: \$4.4M Students Served: 291

Positions \$4.0M

- CTE Director: 1 FTE, Asst Principal: 1 FTE
- Clerical: 1 FTE, Counselor: 2.2 FTEs
- Teachers: 21.5 FTEs + ESAs
- Paras: 1 FTE, Paras (Tech): 1 FTE

Other: \$395K

- Instructional supplies & tech, Equipment, Transpo, Admin supplies, Printing & Mailing, Mileage

ECSE (Non-Reimbursable SpEd)

\$868K

Positions \$159K

- Social Worker: 0.5 FTE
- Substitute Teachers

Other: \$709K

- Comm Ed PreK seat tuition
- Admin supplies

Homebound

\$375K

Positions \$373K

- Teachers: 1.3 FTE + add'l hours

Other: \$2K

- Mileage
- Supplies

Compass Online/MS

Suspension Center \$360K

Positions \$360K

- Teachers: 2.0 FTEs
- Social Worker: 0.25 FTE
- Counselor: 0.25 FTE
- Paras: 2.0 FTEs
- Paras (Tech): 0.5 FTE
- Clerical: 0.7 FTE

River Trail Learning Center

\$135K

Positions \$123K

- Substitute Teachers
- Para (Health): 1.1

Other: \$12K

- Admin & instructional supplies

Anthony Louis House

\$129K

Positions \$129K

- Teachers: 0.5 FTE

Two Rivers Transitions

\$67K

Positions \$39K

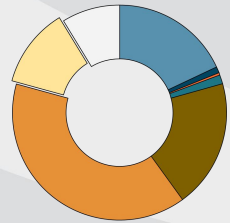
- Substitute Teachers

Other: \$21K

- Admin & instructional supplies

Restricted Fed Grants Misc Grants Assigned: SI SpEd Unassigned: PK-12 Unassigned: Ops Unassigned: Central Unassigned: Other

UNASSIGNED: OPERATIONS



FY26 Budget: \$83,925,887

% of Total Expenditures: 12.0%

UNASSIGNED: OPERATIONS



Transportation

Total Budget: \$48,452,301

Payroll
7%

Non-Payroll
93%

Positions
\$3.4M

Administrative	Director of Transportation	1.0
	Transportation Route Coord	6.0
	Transportation Safety Coord	1.0
Paraeducators	ParaEducator Bus	45.2
Other Support ..	Crossing Guard/Traffic Officer	41.0
Clerical	Educ Office Prof Lead Dept	1.0
Grand Total		56.2

SpEd Transpo
\$22.4M

Admin Services & Supplies
\$340K

Regular to/from School Transpo
\$16.7M

Summer transpo
\$330K

Magnet transpo
\$3.9M

Other Transpo
\$100K

Between School transpo
\$1.3M

Foster Care Transpo
\$20K

UNASSIGNED: OPERATIONS



Buildings & Grounds

Total Budget: \$35,473,586



Positions \$20.6M		
Administrative	Chief Operations Officer	1.0
	Director Building & Grounds	0.2
	Asst Dir Building & Grounds	1.0
	B/G Sites/Grounds Mgr	1.0
	Admn Serv Business Specialist	1.0
Custodial/ Maintenance	B/G Building Supervisor	42.0
	B/G Grounds Supervisor	1.0
	B/G Custodian	154.2
	B/G Grounds Crew	10.0
	B/G Maintenance - Woodshop	4.0
	B/G Maintenance - Electrician	3.0
	B/G Maintenance - Low Voltage	3.0
	B/G Maintenance - HVAC	2.1
	B/G Maintenance - Plumber	1.0
	Clerical	Educ Office Prof
Grand Total		226.4

Utilities
\$8.4M

DW Phones/Internet
\$590K

Outsourced Maint Services
\$1.9M

Fuel & Mileage
\$180K

Trades Supplies
\$1.9M

Other Admin Expenditures
\$86K

Property & Liability Insurance
\$1.6M

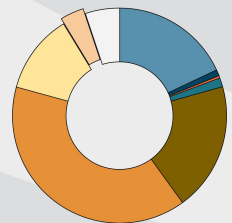
Grad Ceremony Leases
\$60K

Custodial Supplies
\$1M

Services Chargebacks
\$800K

Restricted Fed Grants Misc Grants Assigned: SI SpEd Unassigned: PK-12 Unassigned: Ops Unassigned: Central Unassigned: Other

UNASSIGNED: CENTRAL DEPTS



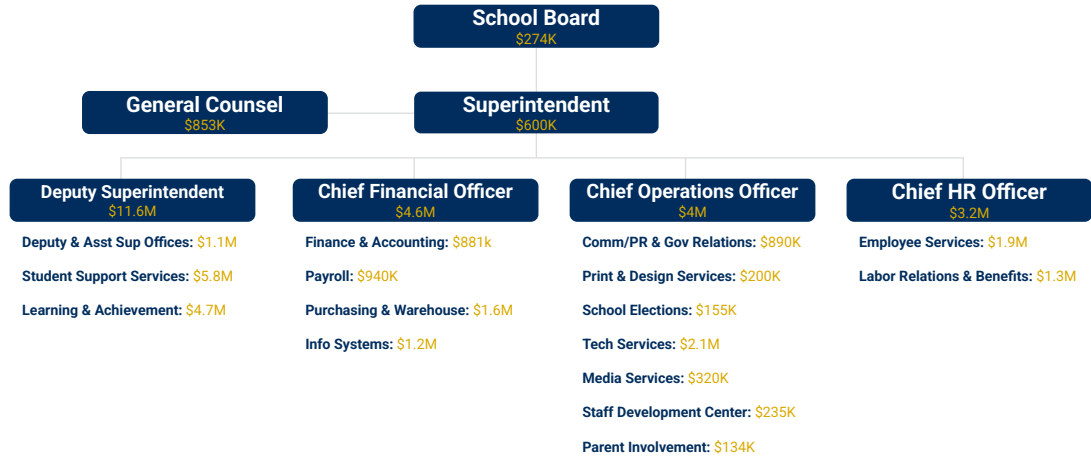
FY26 Budget: \$25,139,278

% of Total Expenditures: 3.6%

UNASSIGNED: CENTRAL DEPTS



Overview by Org Chart



Restricted Fed Grants Misc Grants Assigned: SI SpEd Unassigned: PK-12 Unassigned: Ops **Unassigned: Central** Unassigned: Other

UNASSIGNED: CENTRAL DEPTS



Superintendent & School Board

Total Budget: \$870,349



Positions \$504K

School Board	School Board Member	6.0
Administrative	Exec Assistant Supt & Schl Bd	1.1
	Superintendent	1.0
Grand Total		8.1

Leadership Development & Other Professional Services
\$74K

Govt Relations Consulting
\$60K

Board Meeting Minutes Ads
\$56K

Professional Memberships
\$55K

Misc Supplies
\$56K

Printing & Mailing
\$35K

Travel & Conferences
\$15K

Board Meeting Refreshments
\$15K

Restricted Fed Grants Misc Grants Assigned: SI SpEd Unassigned: PK-12 Unassigned: Ops **Unassigned: Central** Unassigned: Other

UNASSIGNED: CENTRAL DEPTS



General Counsel

Total Budget: \$853,218



Positions
\$603K

Administrative	General Counsel	1.0
	Associate General Counsel	1.0
	Paralegal/Legal Admin Assist	1.0
Grand Total		3.0

- Legal Services
\$160K
- Legal Settlements
\$45K
- Professional Memberships
\$10K
- Other Consulting Services
\$10K

- Public Records Request Software Subscription
\$10K
- Legal Research Database Subscription
\$7K
- Admin Supplies & Tech
\$5K

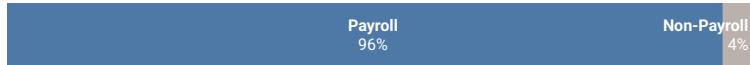
Restricted Fed Grants Misc Grants Assigned: SI SpEd Unassigned: PK-12 Unassigned: Ops Unassigned: Central Unassigned: Other

UNASSIGNED: CENTRAL DEPTS



Deputy Superintendent - Offices of Deputy & Asst Superintendents

Total Budget: \$1,123,940



Positions
\$1.09M

Administrative	Deputy Superintendent	1.0
	Assistant Supt Elementary	1.0
	Assistant Supt Secondary	1.0
	Administrative Assistant	1.9
Grand Total		4.9

- Travel & Conferences
\$8K
- Professional Memberships
\$8K
- Tech Devices & Software
\$2K
- Contracted Services
\$5K

- Admin Supplies
\$5K
- Principals Meetings Refreshments
\$2K
- Printing Services
\$1K

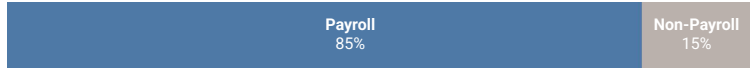
Restricted Fed Grants Misc Grants Assigned: SI SpEd Unassigned: PK-12 Unassigned: Ops Unassigned: Central Unassigned: Other

UNASSIGNED: CENTRAL DEPTS



Deputy Superintendent - Learning & Achievement

Total Budget: \$4,739,504



Positions \$4M		
Administrative	Exec Dir Learning Achievement	1.0
	Director Research Eval Test	1.0
	Coordinator Learning Achieve	3.0
	Res Eval Test Analytics Coord	1.0
	Research Eval Test Analyst	1.0
	Research Eval Test Compliance	1.0
	Educational Data Coordinator	1.0
	Tech Support Specialist II	1.0
	Curriculum Materials Attendant	1.0
Teachers	Teacher SA-Tal Devl	12.4
Clerical	Educ Office Prof	3.0
	Educ Office Prof Lead Dept	1.2
Grand Total		27.6

ACT, MAP, & Other Standardized Testing
\$304K

Travel & Conferences
\$15K

Instructional Supplies & Software
\$218K

Other Contracted Services
\$18K

Non-instructional Supplies & Software
\$32K

Professional Memberships
\$8K

Printing & Mailing
\$51K

Food
\$7K

Field Trips
\$47K

Tech Supplies
\$5K

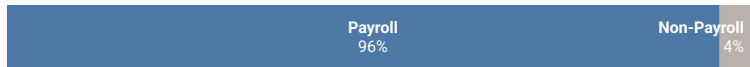
Restricted Fed Grants Misc Grants Assigned: SI SpEd Unassigned: PK-12 Unassigned: Ops Unassigned: Central Unassigned: Other

UNASSIGNED: CENTRAL DEPTS



Deputy Superintendent - Student Support Services

Total Budget: \$5,767,880



Positions \$5.5M		
Administrative	Exec Dir Student Support Serv	0.1
	Director Student Services	1.0
	Asst Dir Student Services	1.0
	Health Services Coordinator	1.0
	Amer Indian Ed Supervisor	1.0
Teachers	Teacher Nurse	30.0
Paraeducators	ParaEducator Health	8.6
Clerical	Educ Office Prof Lead Program	1.0
	Educ Office Prof	0.5
Principals & Asst Principals	Principal Student Conduct Elem	1.0
	Principal Student Conduct Secd	1.0
	Asst Principal Compass Pgm 10M	0.8
Grand Total		47.0

AP Testing
\$177K

Professional Memberships
\$9K

Health Services Supplies
\$20K

Printing & Mailing
\$7K

Contracted Services
\$18K

Food
\$2K

Travel & Conferences
\$14K

Rentals
\$2K

Non-instructional Supplies & Software
\$12K

Restricted Fed Grants Misc Grants Assigned: SI SpEd Unassigned: PK-12 Unassigned: Ops Unassigned: Central Unassigned: Other

UNASSIGNED: CENTRAL DEPTS



Chief Human Resources Officer - Employee Services

Total Budget: \$1,860,440

Payroll
85%

Non-Payroll
15%

Positions

\$1.6M

Administrative	Chief Human Resources Officer	1.0
	Director Employee Services	1.0
	Employee Services Manager	1.0
	Staffing Supervisor	1.0
	Administrative Assistant	1.0
Clerical	HR Generalist	5.6
	HR Specialist	1.0
Grand Total		11.6

Non-instructional Software
\$140K

Travel & Conferences
\$10K

Professional Services
\$65K

Food
\$4K

Job Fairs
\$25K

Printing & Mailing
\$7K

Admin Supplies & Technology
\$20K

Professional Memberships
\$2K

Restricted Fed Grants Misc Grants Assigned: SI SpEd Unassigned: PK-12 Unassigned: Ops Unassigned: Central Unassigned: Other

UNASSIGNED: CENTRAL DEPTS



Chief Human Resources Officer - Labor Relations & Benefits

Total Budget: \$1,345,556

Payroll
96%

Non-Payroll
4%

Positions

\$1.26M

Administrative	Director Labor Rel & Benefits	1.0
	HRIS Manager	1.2
	Insurance Benefits Supv	1.0
	HRIS Data Analyst	0.9
Clerical	HR Generalist	5.0
	HR Specialist	2.0
Grand Total		11.1

Professional Services
\$45K

Travel & Conferences
\$4K

Admin Supplies & Technology
\$18K

Professional Memberships
\$3K

Printing & Mailing
\$17K

Restricted Fed Grants Misc Grants Assigned: SI SpEd Unassigned: PK-12 Unassigned: Ops Unassigned: Central Unassigned: Other

UNASSIGNED: CENTRAL DEPTS



Chief Financial Officer - Finance & Accounting

Total Budget: \$881,191

Payroll
100%

Positions

\$1.1M

Administrative	Chief Financial Officer	1.0
	Director Finance	1.0
	Accounting Manager	1.0
	Finance Compliance Manager	0.3
	Financial Data Specialist	1.0
Clerical	Educ Office Prof Lead Dept	1.0
	Educ Office Prof	3.0
Grand Total		8.3

Other Professional Services
\$15K

District Postage
\$25K

Audit Services
\$160K

Admin Supplies & Technology
\$19K

Courier Services
\$40K

Travel & Conferences
\$5K

Truth in Taxation Printing & Mailing
\$30K

Professional Memberships
\$2K

Investment Fund Fees
\$20K

Chargebacks
-\$585K

Restricted Fed Grants Misc Grants Assigned: SI SpEd Unassigned: PK-12 Unassigned: Ops Unassigned: Central Unassigned: Other

UNASSIGNED: CENTRAL DEPTS



Chief Financial Officer - Payroll

Total Budget: \$937,684

Payroll
96%

Non-Payroll
4%

Positions

\$903K

Administrative	Payroll Manager	1.0
	Accountant	1.0
	Payroll Data Specialist	1.0
Clerical	Payroll Generalist	5.0
Grand Total		8.0

Professional Services
\$12K

Travel & Conferences
\$500

Printing & Mailing
\$13K

Professional Memberships
\$500

Admin Supplies & Technology
\$9K

Restricted Fed Grants Misc Grants Assigned: SI SpEd Unassigned: PK-12 Unassigned: Ops Unassigned: Central Unassigned: Other

UNASSIGNED: CENTRAL DEPTS



Chief Financial Officer - Purchasing & Warehouse

Total Budget: \$1,566,602

Payroll
93%

Non-Payroll
7%

Positions
\$1.46M

Administrative	Director Purchasing	1.0
	Purchasing Supervisor	1.0
Custodial/ Maintenance	B/G Building Supervisor	1.0
	B/G Whse Warehouse Lead	1.0
	B/G Whse Warehouse	2.2
	B/G Whse Driver	3.0
Clerical	Educ Office Prof Lead Dept	2.0
	Educ Office Prof	5.0
Grand Total		16.2

Admin Supplies & Technology
\$13K

Travel & Conferences
\$1K

Equipment Repairs
\$8K

Printing & Mailing
\$1K

Professional Memberships
\$4K

Minnesota State Food Buying
Group Expenses
\$76K

Restricted Fed Grants Misc Grants Assigned: SI SpEd Unassigned: PK-12 Unassigned: Ops Unassigned: Central Unassigned: Other

UNASSIGNED: CENTRAL DEPTS



Chief Financial Officer - Information Systems

Total Budget: \$1,166,990

Payroll
71%

Non-Payroll
29%

Positions
\$829K

Administrative	Dir Student Info Sys & Enroll	1.0
	MARSS Coordinator	1.0
	Educational Data Coordinator	0.5
Clerical	Educ Office Prof	5.0
Grand Total		7.5

Data Mgmt Software
\$304K

Printing & Mailing
\$9K

Travel & Conferences
\$12K

Professional Memberships
\$3K

Admin Supplies & Technology
\$6K

Repairs
\$3K

Restricted Fed Grants Misc Grants Assigned: SI SpEd Unassigned: PK-12 Unassigned: Ops Unassigned: Central Unassigned: Other

UNASSIGNED: CENTRAL DEPTS



Chief Operations Officer - Comm/PR & Gov Relations

Total Budget: \$890,338

Payroll
68%

Non-Payroll
32%

Positions
\$601K

Administrative	Exec Dir Comm PR & Govt Rel	1.0
	Asst Dir Comm & Public Rel	1.0
	Communications Project Asst	1.0
	Communications Specialist	1.0
Grand Total		4.0

Professional Services
\$92K

Travel & Conferences
\$9K

Printing & Mailing
\$92K

Radio Broadcasting
\$2K

District Communications Platform
\$75K

Equipment Rentals
\$4K

Admin Supplies & Technology
\$14K

Professional Memberships
\$1K

Restricted Fed Grants Misc Grants Assigned: SI SpEd Unassigned: PK-12 Unassigned: Ops Unassigned: Central Unassigned: Other

UNASSIGNED: CENTRAL DEPTS



Chief Operations Officer - Print & Design Services

Total Budget: \$203,631

Payroll
100%

Positions
\$717K

Administrative	Print Shop Supervisor	1.0
Other Support	Tech Spec - Graphic Designer	2.0
Staff	Tech Spec - Press Operator	2.0
	Tech Spec - Bindery/Mailroom	2.0
	Tech Spec - Clerical	1.0
Grand Total		8.0

Outsourced Print Production
\$110K

Equipment Repairs
\$14K

Paper & Print Supplies
\$75K

Admin Supplies & Technology
\$2K

Print Management Software
\$15K

Print Job Chargebacks
- \$730K

Restricted Fed Grants Misc Grants Assigned: SI SpEd Unassigned: PK-12 Unassigned: Ops Unassigned: Central Unassigned: Other

UNASSIGNED: CENTRAL DEPTS



Chief Operations Officer - Technology Services

Total Budget: \$2,087,838

Payroll
72%

Non-Payroll
28%

Positions
\$1.5M

Administrative	Exec Dir Technology	1.0
	Network Services Coordinator	1.0
	Tech Support Specialist III	2.0
	Tech Support Specialist II	2.0
	Tech Support Assistant	1.0
Teachers	Teacher SA-Tech Coordinator	1.8
Clerical	Educ Office Prof Lead Dept	1.0
	Educ Office Prof	4.6
Grand Total		14.4

Enterprise Software Subscriptions
\$128K

Admin Supplies & Tech
\$37K

Network Services
\$100K

Travel & Conferences
\$30K

Professional Services
\$88K

Printing & Mailing
\$13K

Professional Memberships
\$76K

Food
\$5K

Equipment Repair
\$67K

Instructional Supplies
\$3K

Data Warehouse Services
\$41K

Restricted Fed Grants Misc Grants Assigned: SI SpEd Unassigned: PK-12 Unassigned: Ops **Unassigned: Central** Unassigned: Other

UNASSIGNED: CENTRAL DEPTS



Chief Operations Officer - Media Services

Total Budget: \$319,374

Payroll
78%

Non-Payroll
22%

Positions
\$250K

Administrative	Coordinator Media Technology	1.0
	Educ Office Prof	1.0
Grand Total		2.0

Library & E-Library Books
\$61K

Professional Memberships
\$1K

Admin Supplies & Technology
\$5K

Travel & Conferences
\$500

Printing & Mailing
\$2K

Equipment Repair
\$500

Restricted Fed Grants Misc Grants Assigned: SI SpEd Unassigned: PK-12 Unassigned: Ops **Unassigned: Central** Unassigned: Other

UNASSIGNED: CENTRAL DEPTS



Chief Operations Officer - Staff Development Center

Total Budget: \$235,140

Payroll
100%

Positions
\$235K

Administrative	Conf Services Supervisor	1.0
Clerical	Educ Office Prof	2.0
Grand Total		3.0

Restricted Fed Grants Misc Grants Assigned: SI SpEd Unassigned: PK-12 Unassigned: Ops **Unassigned: Central** Unassigned: Other

UNASSIGNED: CENTRAL DEPTS



Chief Operations Officer - Parent Involvement

Total Budget: \$134,427

Payroll
89%

Non-Payroll
11%

Positions
\$120K

Other Support Staff	Parent Involvement Specialist - Secondary	2.0
Grand Total		2.0

* Parent Involvement Coordinator in Comm Services Fund 04
** Elementary VSCs included in PK12 programs

Background Checks \$75K	Food \$1.5K
Volunteer Mgmt Software \$6K	Printing & Mailing \$2K
Admin Supplies & Technology \$7K	VSC Chargebacks Elementary Site Supply Budget - \$41K
Travel & Conferences \$4K	Wellness Chargeback Internal Service Fund - \$40K

Restricted Fed Grants Misc Grants Assigned: SI SpEd Unassigned: PK-12 Unassigned: Ops **Unassigned: Central** Unassigned: Other

UNASSIGNED: CENTRAL DEPTS



Chief Operations Officer - School Elections

Total Budget: \$155,000

Non-Payroll
100%

Anoka County Joint Powers Agreement
\$20K

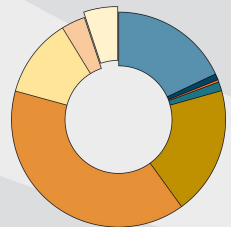
Anoka County Election Admin Fees
\$110K

Printing & Mailing
\$23K

Advertisements
\$2K

Restricted Fed Grants Misc Grants Assigned: SI SpEd Unassigned: PK-12 Unassigned: Ops Unassigned: Central Unassigned: Other

UNASSIGNED: OTHER USES



FY26 Budget: \$36,008,603

% of Total Expenditures: 5.1%

UNASSIGNED: OTHER USES



Other Expenditures

Payroll

Total Budget: \$9,634,325

- Severance/Retirement**
\$3.24M
- Unemployment Insurance**
\$3.13M
- Long Term Subs**
\$2.35M
- Non-Teacher Substitutes & Additional Hours**
\$1.17M
- Staff Development Chargeback**
-\$2.75M
Prior budget reductions
- SpEd Teachers added during SY**
\$827K
- Sabbaticals**
\$592K
- Sick Leave Buybacks**
\$244K
- Paras added during SY**
\$829K

Non-Payroll

Total Budget: \$26,374,278

- EL Cross Subsidy**
\$10.6M
accounting entry only w/ revenue offset
- Tuition Payments**
\$5.37M
- Budget Hold**
\$2M
- PERA/TRA Pension Fund Exp**
\$1.64M
- Misc Instructional Supplies**
\$1M
offset by misc revenue
- CNP Sup Chargeback**
-\$1.8M
- 504 Accommodations**
\$50K

Anoka-Hennepin Schools

Phase 1 and 2 Budget reduction, realignment, and adjustments Summary

September 8, 2025

Anoka-Hennepin schools announced a two-phase reduction and realignment plan in February 2024 with a preliminary goal of reducing \$30 million from district expenditures in the 2025-26 budget.

Phase 1: District administration identified a convergence of factors that led to a budget imbalance that needed to be addressed prior to the 2025-26 school year. Between February and April, a plan to adjust \$5.1 million from central office functions and district administration was activated with the goal of reducing the impact of Phase 2 reductions for the following year. The budget target was also reduced to \$26 million during this process. A complete table of these adjustments is included following the Phase 2 draft recommendation in this document. In summary, these adjustments include:

- Elimination of 40 positions,
- Realignment of nearly 8 full-time positions to other funding sources away to create capacity in the General Fund, and,
- Operations reductions of \$1.1 million in areas such as transportation and district technology.

Phase 2: In Phase 2, after board review of administrative recommendations and options for either making all of the reductions at once, or a partial reduction, the School Board made a decision last November that focused the phase 2 reductions on central office reductions and reallocations, with a total budget impact of \$9.041 million.

Total budget reduction, realignment and adjustments

Area	Budget impact/Target
Central Services (Phase 1)	\$5,100,000
Central Services (Phase 2)	\$9,045,000
Total	\$14,145,000

Anoka-Hennepin Schools

Phase 1 Budget reduction, realignment, and adjustments

April 4, 2024

Anoka-Hennepin schools announced a two-phase reduction and realignment plan in February 2024 with a preliminary goal of reducing \$30 million from district expenditures in the 2025-26 budget. The strategy regarding the two-phase budget reduction process is to take immediate action to reduce central office staff in Phase 1 to minimize the impact of school and districtwide Phase 2 reductions. Phase 1 personnel actions were enacted by March 1, 2024 and are incorporated into the 2024-25 budget approved by the board in June.

Phase 1: Total reduction, realignment and adjustments

Area	Budget impact
Reductions	\$3,115,000.00
Realignment	\$930,000.00
Adjustments	\$1,111,000.00
Total	\$5,156,000.00

Personnel reductions

Department	Position Type	Positions Reduced	Restructure / Positions Added	Estimated Reduction
Business Services/Finance/Warehouse	Administrator	2		\$200,000.00
	Custodian	1		\$47,000.00
Communication and Public Relations	Administrator	1		\$127,000.00
General Counsel	Administrator	1		\$130,000.00
Human Resources	Confidential	2		\$150,000.00
Superintendent	Secretary	1		\$60,000.00
Technology and Information Services	Administrator	1		\$84,000.00
	Secretary	1		\$60,000.00
Research, Evaluation and Testing	Administrator	1		\$120,000.00
Community Education - Parent Involvement	Administrator	1		\$60,000.00
Elementary State and Federal Programs	Teacher	1		\$110,000.00
Elementary Curriculum	Secretary	0.5		\$30,000.00
	Teacher	2		\$220,000.00
Secondary Curriculum	Secretary	0.5		\$30,000.00
	Teacher	2		\$220,000.00
Student Conduct	Teacher	2		\$220,000.00
Special Education	Teacher	4		\$440,000.00
	Para	1		\$30,000.00
Student Services	Administrator	3	2	\$200,000.00
	Teacher	0.5		\$55,000.00
	Para	3		\$90,000.00
Transportation	Crossing Guards	5		\$150,000.00
Buildings and Grounds	Custodians	6		\$282,000.00
Total Staff Reductions		42.5	2	\$3,115,000.00

Personnel realignment to other budgets

The positions remain in place, they are coded to accounts other than the General Fund Unassigned, or to reimbursable codes to generate additional special education revenue.

Department	Position Type	Number of Positions	Budget Adjustment
Technology and Information Services	Teacher	4.2	\$500,000.00
Media Services	Teacher	1	\$110,000.00
Buildings and Grounds	Administrator	1	\$150,000.00
Transportation	Administrator	1.2	\$113,000.00
Community Education	Administrator	0.43	\$57,000.00
Total Realignments		7.83	\$930,000.00

Budget adjustments (non-personnel related)

Department	Description	Budget Adjustment
Technology and Information Services	Move district-level media subscriptions and supplies to Library Aid funding	\$561,000.00
Transportation	Reduce routes	\$550,000.00
Total		\$1,111,000.00

Phase 2 Reductions

Budget area	Position Type	Positions Reduced	Description	Reduction Amount
Central services and district-wide reductions		176		\$6,125,000
District Leadership	Administration Clerical Teachers	45	Reorganization of senior leadership: Eliminate associate superintendents, chief technology and information officer, director of elementary schools, directors of special education, directors of curriculum; realign executive director of community education and government relations, executive director of communications and public relations, executive director of research evaluation and testing, and director of enterprise technology; add a deputy superintendent, 2 assistant superintendents, executive director of learning and achievement, executive director of student support, director of special education. Reduce ESC clerical staff. Replace Elementary and Secondary CIA Departments and State and Federal Programs with a new Learning and Assessment Department, replace 20 TaLS with 10 coordinators and realign clerical staff.	\$1,237,000
Buildings and Grounds	Building Service Employees Education Office Professional	4	Reduction of 3 custodians and 1 secretary; implement cross-subsidy for woodshop and low voltage services; adjust HVAC filter replacement cycle to 2 annually; close OMS Pool; reduce district-wide capital expenditures; reduce LTFM project allocation to accommodate 2 B&G manager salaries.	\$990,000
Business Services/ Finance	Confidential	1	Reduction of 1 payroll generalist.	\$70,000
Communication and Public Relations	Technical Specialist	1	Reduction of 1 Print and Design Services position; reduce general fund operating subsidy for Print and Design Services; transition printed handbook to digital translation system using website; eliminate school refrigerator magnets subsidy.	\$258,000
Community Education	Director	1	Eliminate the CE director position (fund 04) to allow for facilities realignment - CE will absorb the staffing cost associated with scheduling community use of elementary and middle school buildings.	See realignment
Community Education - Parent Involvement	Volunteer Services Coordinators Secretary	12	Reorganization of Volunteer Services Coordinators (VSCs) Change to a model that centralizes the coordination of the secondary school volunteer services and keeps the Volunteer Services Coordinators (VSCs) at each elementary school.	\$216,000
Human Resources	Substitutes		Reduction of substitute teachers for meetings	\$265,000

Budget area	Position Type	Positions Reduced	Description	Reduction Amount
District Supplies and Professional Development	Non-personnel		\$140K will be made up with additional reductions to non-personnel district/school supply and professional development budgets	\$140,000
Research, Evaluation and Testing			Change MAP in grades 3-5 to FAST; eliminate assessors for Kindergarten ACCESS; eliminate district-paid ACT testing for Juniors; eliminate the phone version of the PASS	\$220,000
Special Education	Paraeducators Teachers	50	Reduce itinerant staff and para allocations. Review/consideration of maintenance of effort; \$2,152,000 reduction, net savings is 25%	\$538,000
Student Services	Education Office Professional Paraeducators Teachers	45	Reduce curriculum integrators; reduce 1 secretary; eliminate district-licensed school nurse program coordinator; eliminate AVID paras and shift work to SAAs Reduction in specialty school budget allocations	\$850,000
Technology and Information Services	Education Office Professionals Teachers	12	Realign technology and information systems departments under operations and finance; reduction of 4 clerical staff; replace 7 technology facilitators with 2 coordinators; replace 1 Media TaLS with a coordinator	\$554,000
Transportation	Crossing Guards	5	Reduction of 35 units of crossing guard support; adjust non-transported walk boundaries to be consistent across the district; reduction in bussing related to HS 10-minute earlier start; reduction of one position in office reorganization; eliminate WEB bus	\$787,000
Total Phase 2 Reductions		176		\$6,125,000

Realignment to other budgets

The positions remain in place, they are coded to accounts other than the General Fund Unassigned, or to reimbursable codes to generate additional special education revenue.

NOTE: Realignments included in this draft proposal are all included in the Central Services budget total.

Phase 2 Realignments

Budget area	Impact	Description	Realignment Amount
Child Nutrition	Puts the responsibility on schools to track all paraprofessional cafeteria supervision hours for CNP fund reimbursements.	Realignment of Child Nutrition Program funding following MDE guidelines.	\$400,000
Community Education	Community Education is absorbing the staffing cost associated with scheduling community use of elementary and middle school buildings. Paid for by eliminating the CE Director position.	Reduce impact to the General Fund.	\$120,000
Student Support Aid	Changes in legislation allow for the carryover of FY24 funds which allows the shift of 10 FTE of formerly ESSER-funded social workers or counselors FY26 allocation increases \$1M more allowing the shift of 10 additional FTE.	The Minnesota Department of Education has provided direction that allows the district to use Student Support Aid to fund positions currently in the General Fund, including counselors and social workers.	\$2,000,000
Technology	Creates need to modify funding sources and replacement cycles for student technology.	Realignment of staff positions from the General Fund to the Capital Projects Levy: \$400,000	\$400,000
Total Phase 2 Realignments			\$2,920,000

USE OF PEACE OFFICERS, SCHOOL RESOURCE OFFICERS AND CRISIS TEAMS TO REMOVE STUDENTS WITH IEPs FROM SCHOOL GROUNDS

I. PURPOSE

The purpose of this policy is to describe the appropriate use of peace officers, school resource officers (SROs) and crisis teams to remove, if necessary, a student with an individualized education program (IEP) from school grounds.

II. GENERAL STATEMENT OF POLICY

- A. The school district is committed to promoting learning environments that are safe for all members of the school community. It further believes that students are the first priority and that they should be reasonably protected from physical or emotional harm at all school locations and during all school activities.
- B. All students are subject to the terms of the school district's discipline policy. Building level administrators have the leadership responsibility to maintain a safe, secure, and orderly educational environment within which learning can occur. Corrective action to discipline a student and/or modify a student's behavior will be taken by staff when a student's behavior violates the school district's discipline policy.
- C. If a student with an IEP engages in conduct which, in the judgment of school personnel, endangers or may endanger the health, safety, or property of the student, other students, staff members, or school property, that student may be removed from school grounds in accordance with this policy.
- D. SROs are expected to be familiar with the District code of student conduct, the rules of individual schools, and their application in day-to-day practice. However, SROs should not be involved with the enforcement of school rules or disciplinary infractions that are not violations of law. SROs should not intervene unless the situation involves an individual engaged in unlawful conduct, may result in damage to property or presents an imminent threat to the health, safety, and security of the student or another person.

III. ESTABLISHMENT OF PROCEDURES

The School Board authorizes administration to establish procedures for compliance with this policy.

Legal References: *Minn. Stat. Ch. 13 (Minnesota Government Data Practices Act)*
Minn. Stat. §§ 121A.40-121A.56 (Minnesota Pupil Fair Dismissal Act)
Minn. Stat. § 121A.582 (Student Discipline; Reasonable Force)

Minn. Stat. § 121A.61 (Discipline and Removal of Students from Class)

Minn. Stat. § 121A.67 (Removal by Police Officer)

Minn. Stat. §§ 125A.094-125A.0942 (Restrictive Procedures for Children with Disabilities)

Minn. Stat. § 609.06 (Authorized Use of Force)

Minn. Stat. § 609.379 (Permitted Actions)

Minn. Stat. § 626.8482 (School Resource Officers; Duties; Training; Model Policy)

20 U.S.C. § 1232g et seq. (Family Educational Rights and Privacy (FERPA))

20 U.S.C. § 1415(k)(6) (Individuals with Disabilities Education Act)

34 C.F.R. § 300.535 (Referral to and Action by Law Enforcement and Judicial Authorities)

Anoka-Hennepin District No. 11

Anoka, Mn 55303

Adopted June 28, 2004

Amended February 13, 2017

Amended [Date], 2025

PROCEDURES for POLICY 532.0 USE OF PEACE OFFICERS AND CRISIS TEAMS TO REMOVE STUDENTS WITH IEPs FROM SCHOOL GROUNDS

I. DEFINITIONS

- A. "Student with an IEP" or "the student" means a student who is eligible to receive special education and related services pursuant to the terms of an IEP. ~~or an individual interagency intervention plan (IIIP).~~
- B. "Peace officer" means an employee or an elected or appointed official of a political subdivision or law enforcement agency who is licensed by the Board of Peace Officer Standards and Training, charged with the prevention and detection of crime and the enforcement of general criminal laws of the state and who has the full power of arrest. The term "peace officer" includes a person who serves as a sheriff, a deputy sheriff, a police officer, or a state patrol trooper.
- C. ~~"Police liaison officer"~~ "School resource officer ("SRO") is a peace officer who, pursuant to an agreement between the school district and a political subdivision or law enforcement agency, is assigned to a school building for all or a portion of the school day to provide law enforcement assistance and support to the building administration and to promote school safety, security, and positive relationships with students. ~~means a peace officer who is assigned to work in an elementary school, middle school, or secondary school during the regular instructional school day as one of the officer's regular responsibilities through the terms of a contract entered between the peace officer's employer and the designated school district or charter school.~~
- D. "Crisis team" means a group of persons, which may include teachers and non-teaching school personnel, selected by the building administrator in each school building who have received crisis intervention training and are responsible for becoming actively involved with resolving crises. The building administrator or designee shall serve as the leader of the crisis team.
- E. The phrase "remove the student from school grounds" is the act of securing the person of a student with an IEP and escorting that student from the school building or school activity at which the student with an IEP is located.
- F. ~~"Emergency" means a situation where immediate intervention is needed to protect a child or other individual from physical injury.~~ "Emergency" means a situation where immediate intervention is needed to protect a student or other individual from physical injury. Emergency does not mean circumstances such as: a student who does not respond to a task or request and instead places their head on a desk or hides under a desk or table; a student who does not respond to a staff person's request unless failing to respond would result in physical injury to the student or other

individual; or an emergency incident has already occurred and no threat of physical injury currently exists.

- G. "Physical hold" means a physical intervention intended to hold a student immobile or limit a student's movement, where body contact is the only source of physical restraint, and where immobilization is used to effectively gain control of a student in order to protect a student or other individual from physical injury. The term physical holding does not mean physical contact that: (1) helps a student respond or complete a task; (2) assists a student without restricting the student's movement; (3) is needed to administer an authorized health-related service or procedure; or (4) is needed to physically escort a student when the student does not resist or the child's resistance is minimal.
- GH. ~~All~~ other terms and phrases used in this policy shall be defined in accordance with applicable state and federal law or ordinary and customary usage.

II. REMOVAL OF STUDENTS WITH IEPs FROM SCHOOL GROUNDS

A. Removal By Crisis Team

If the behavior of a student with an IEP escalates to the point where the student's behavior endangers or may endanger the health, safety, or property of the student, other students, staff members, or school property, the school building's crisis team may be summoned. The crisis team may attempt to de-escalate the student's behavior by means including, but not limited to, those described in the student's IEP and/or behavior intervention plan. When such measures fail, or when the crisis team determines that the student's behavior continues to endanger or may endanger the health, safety, or property of the student, other students, staff members, or school property, the crisis team may remove the student from school grounds. **The crisis team should only use a physical hold in an effort to remove a student from school or area on school grounds when there is an emergency.**

If the student's behavior cannot be safely managed, school personnel may immediately request assistance from the ~~police liaison officer~~ **SRO** or a peace officer.

B. Removal By ~~Police Liaison Officer~~ **SRO** or Peace Officer

If a student with an IEP engages in conduct which endangers or may endanger the health, safety, or property of the student, other students, staff members, or school property, the school building's crisis team, building administrator, or the building administrator's designee, may

request that the ~~police liaison officer~~ SRO or a peace officer remove the student from school grounds.

If a student with an IEP is restrained or removed from a classroom, school building, or school grounds by the SRO or a peace officer at the request of a school administrator or school staff person during the school day twice in a 30-day period, the student's IEP team must meet to determine if the student's IEP is adequate or if additional evaluation is needed.

Whether or not a student with an IEP engages in conduct which endangers or may endanger the health, safety, or property of the student, other students, staff members, or school property, school district personnel may report a crime committed by a student with an IEP to appropriate authorities. If the school district reports a crime committed by a student with an IEP, school personnel ~~shall~~ must transmit copies of the special education and disciplinary records of the student for consideration by appropriate authorities to whom it reports the crime, to the extent that the transmission is permitted by the Family Education Rights and Privacy Act (FERPA), the Minnesota Government Data Practices Act, and school district's policy, Protection and Privacy of Pupil Records.

The fact that a student with an IEP is covered by special education law does not prevent state law enforcement and judicial authorities from exercising their responsibilities with regard to the application of federal and state law to crimes committed by a student with an IEP.

C. Reasonable Force Permitted

In removing a student with an IEP from school grounds, a building administrator, other crisis team members, ~~or the police liaison officer~~ or other agents of the school district, whether or not members of a crisis team, may use reasonable force when it is necessary under the circumstances to correct or restrain a student ~~or to~~ prevent bodily harm or death to the student or another. Reasonable force standards for SRO's and Peace Officers are governed by Minn. Stat. 609.06

In removing a student with an IEP from school grounds, school district personnel are further prohibited from engaging in the following conduct:

1. Corporal punishment prohibited by Minn. Stat. § 121A.58;
2. Requiring a child to assume and maintain a specified physical position, activity, or posture that induces physical pain;
3. Totally or partially restricting a child's senses as punishment;
4. Denying or restricting a child's access to equipment and devices such as walkers, wheel chairs, hearing aids, and communication boards that facilitate the child's functioning except when temporarily

removing the equipment or device is needed to prevent injury to the child or others or serious damage to the equipment or device, in which case the equipment or device shall be returned to the child as soon as possible;

5. Interacting with a child in a manner that constitutes sexual abuse, neglect, or physical abuse under Minn. Stat. § 626.556;
6. Physical holding (as defined in Minn. Stat. § 125A.0941) that restricts or impairs a child's ability to breathe, restricts or impairs a child's ability to communicate distress, places pressure or weight on a child's head, throat, neck, chest, lungs, sternum, diaphragm, back, or abdomen, or results in straddling a child's torso;
7. Withholding regularly scheduled meals or water; and/or
8. Denying a child access to toilet facilities

D. Parental Notification

The building administrator or designee shall make reasonable efforts to notify the student's parent or guardian of the student's removal from school grounds as soon as possible following the removal.

E. Continued Removals; Review of IEP

Continued and repeated use of the removal process described herein must be reviewed in the development of the individual student's IEP. ~~or IIP.~~

F. Effect of Policy in an Emergency; Use of Restrictive Procedures

A student with an IEP may be removed in accordance with this policy regardless of whether the student's conduct would create an emergency.

If the school district seeks to remove a student with an IEP from school grounds under this policy due to behaviors that constitute an emergency ~~and the student's IEP, IIP, or behavior intervention plan authorizes the use of one or more restrictive procedures,~~ the crisis team may employ those restrictive procedures, in addition to any reasonable force that may be necessary, to facilitate the student's removal from school grounds, as long as the crisis team members who are implementing the restrictive procedures have received the training required by Minn. Stat § 125A.0942, Subd. 5, and otherwise comply with the requirements of § 125A.0942.

G. Reporting to the Minnesota Department of Education (MDE)

By June 30 of each year, the District shall report summary data on the use of restrictive procedures **and reasonable force** to the MDE, in a form and manner determined by the Minnesota Department of Education. The summary data shall include information about the use of restrictive procedures, including the use of reasonable force by school personnel that is consistent with the definition of physical holding or seclusion of a child with a disability.

Anoka-Hennepin District No. 11

Anoka, Mn 55303

Adopted June 28, 2004

Amended February 13, 2017

Amended [Date], 2025

524.0

First read 8/25/2025

INTERNET AND TECHNOLOGY ACCEPTABLE USE AND SAFETY POLICY

I. PURPOSE

The purpose of this policy is to set forth policies and guidelines for access to the school district computer system and acceptable and safe use of the Internet.

II. GENERAL STATEMENT OF POLICY

In making decisions regarding student and employee access to the school district computer system and the Internet, the school district considers its own stated educational mission, goals, and objectives. The school district expects that faculty will blend thoughtful use of the school district computer system and the Internet throughout the curriculum and will provide guidance and instruction to students in their use. *The school district also expects that faculty will appropriately limit or restrict the use of school district technology when necessary to maintain academic integrity and to ensure instruction consistent with school district strategic directives.* The school district further expects that students, school employees, contractors and visitors will use all school technology consistent with this policy, all other school policies and in accordance with all laws.

III. LIMITED EDUCATIONAL PURPOSE

The school district is providing students and employees with access to the school district computer system, which includes Internet access. The purpose of the system is more specific than providing students and employees with general access to the Internet. The school district system has a limited educational purpose, which includes use of the system for classroom activities, educational research, and professional or career development activities. Users are expected to use Internet access through the district system to further educational and personal goals consistent with the mission of the school district and school policies. Uses which might be acceptable on a user's private personal account on another system may not be acceptable on this limited-purpose network.

IV. USE OF SYSTEM IS A PRIVILEGE

The use of the school district system and access to use of the Internet is a privilege, not a right. Depending on the nature and degree of the violation and the number of previous violations, unacceptable use of the school district system or the Internet may result in one or more of the following consequences: suspension or cancellation of use or access privileges; payments for damages and repairs; discipline under other appropriate school district policies, including suspension, expulsion, exclusion, or termination of employment; or civil or criminal liability under other applicable laws.

V. UNACCEPTABLE USES

A. While not an exhaustive list, the following uses of the school district system and Internet resources or accounts are considered unacceptable:

1. Users will not use the school district system to access, review, upload, download, store, print, post, receive, transmit, or distribute:

a. *pornographic, obscene, sexually explicit materials, language or other visual depictions that are harmful to minors;*

b. ~~obscene, abusive, profane, lewd, vulgar, rude, inflammatory, threatening, disrespectful, or sexually explicit language;~~

- c. materials that use language or images that are inappropriate in the education setting or disruptive to the educational process;
 - d. information or materials that could cause damage or danger of disruption to the educational process;
 - e. materials that use language or images that **are threatening**, advocate violence or discrimination toward other people (hate literature) or that may constitute harassment or discrimination.
2. Users will not use the school district system to knowingly or recklessly post, transmit, or distribute false or defamatory information about a person or organization, or to harass another person, or to engage in personal attacks, including prejudicial or discriminatory attacks.
 3. Users will not use the school district system to engage in any illegal act or violate any local, state, or federal statute or law.
 4. Users will not use the school district system to vandalize, damage, or disable the property of another person or organization, will not make deliberate attempts to degrade or disrupt equipment, software, or system performance by spreading computer viruses or by any other means, will not tamper with, modify, or change the school district system software, hardware, or wiring or take any action to violate the school district's security system, and will not use the school district system in such a way as to disrupt the use of the system by other users.
 5. Users will not use the school district system to gain unauthorized access to information resources or to access another person's materials, information, or files without the implied or direct permission of that person.
 6. Users will not use the school district system to post private information about another person, personal contact information about themselves or other persons, or other personally identifiable information, including, but not limited to, addresses, telephone numbers, school addresses, work addresses, identification numbers, account numbers, access codes or passwords, labeled photographs, or other information that would make the individual's identity easily traceable, and will not repost a message that was sent to the user privately without permission of the person who sent the message.
 - a. This paragraph does not prohibit the posting of employee contact information on school district webpages or communications between employees and other individuals when such communications are made for education-related purposes (i.e., communications with parents or other staff members related to students).
 - b. Employees creating or posting school-related webpages may include personal contact information about themselves on a webpage. However, employees may not post personal contact information or other personally identifiable information about students unless:
 - (1) such information is classified by the school district as directory information and verification is made that the school district has not received notice from a parent/guardian or eligible student that such information is not to be designated as directory information in accordance with Policy 515; or
 - (2) such information is not classified by the school district as directory information but written consent for release of the

information to be posted has been obtained from a parent/guardian or eligible student in accordance with Policy 515.

In addition, prior to posting any personal contact or personally identifiable information on a school-related webpage, employees shall obtain written approval of the content of the postings from the building administrator.

- c. These prohibitions specifically prohibit a user from utilizing the school district system to post personal information about a user or another individual on social networks, including, but not limited to, social networks such as "Facebook," "Twitter," "Instagram," "Snapchat," "TikTok," "Reddit," and similar websites or applications.
7. Users will not attempt to gain unauthorized access to the school district system or any other system through the school district system, attempt to log in through another person's account, or use computer accounts, access codes, or network identification other than those assigned to the user.
 8. Users will not use the school district system to violate copyright laws or usage licensing agreements, or otherwise to use another person's property without the person's prior approval or proper citation, including the downloading or exchanging of pirated software or copying software to or from any school computer, and will not plagiarize works they find on the Internet.
 9. Users will not use the school district system for unauthorized commercial purposes, or for financial gain unrelated to the mission of the school district. Users will not use the school district system to offer or provide goods or services or for product advertisement. Users will not use the school district system to purchase goods or services for personal use without authorization from the appropriate school district official. This section does not prevent users from use of school district system consistent with the Public Employment Labor Relations Act (Minn. Stat. 179A.01 *et. seq.*)
 10. Users will not use the school district system to engage in ~~conduct that violates bullying, or cyberbullying or har~~ in violation of the school district's Bullying Prohibition Policy or Harassment, Violence and Discrimination policy. This prohibition includes using any technology or other electronic communication off school premises to the extent that student learning or the school environment is substantially and materially disrupted.
- B. The school district has a special interest in regulating off-campus speech that materially disrupts classwork or involves substantial disorder or invasion of the rights of others. A student or employee engaging in the foregoing unacceptable uses of the Internet when off school district premises also may be in violation of this policy as well as other school district policies. Examples of such violations may include, but are not limited to, serious or severe bullying or harassment targeting particular individuals, threats aimed at teachers or other students, failure to follow rules concerning lessons, the writing of papers, the use of computers, or participation in other online school activities, and breaches of school security devices. If the school district receives a report of an unacceptable use originating from a non-school computer or resource, the school district may investigate such reports to the best of its ability. Students or employees may be subject to disciplinary action for such conduct, including, but not limited to, suspension or cancellation of the use or access to the school district computer system and the Internet and discipline under other appropriate school district policies, including suspension, expulsion, exclusion, or termination of employment.
 - C. If a user inadvertently accesses unacceptable materials or an unacceptable Internet

site, the user shall immediately disclose the inadvertent access to an appropriate school district official. In the case of a school district employee, the immediate disclosure shall be to the employee's immediate supervisor and/or the building administrator. This disclosure may serve as a defense against an allegation that the user has intentionally violated this policy. In certain rare instances, a user also may access otherwise unacceptable materials if necessary to complete an assignment and if done with the prior approval of and with appropriate guidance from the appropriate teacher or, in the case of a school district employee, the building administrator.

D. If an employee user knowingly or inadvertently takes an action that permits or potentially malware to access the District's system, they must immediately inform their direct supervisor. If an employee user is a target of a phishing scheme or suspects that they were targeted by such a scheme they should contact their site technology contact, 506help@ahschools.us or ns@ahschools.us.

E. If an employee user knowingly or inadvertently discloses private or confidential data while using the District's system they should contact 506help@ahschools.us or ns@ahschools.us for assistance in addressing the disclosure and they must also notify their direct supervisor.

VI. FILTER

A. With respect to any of its computers with Internet access, the school district will monitor the online activities of both minors and adults and employ technology protection measures during any use of such computers by minors and adults. The technology protection measures utilized will block or filter Internet access to any visual depictions that are:

1. Obscene;
2. Child pornography; or
3. Harmful to minors.

B. The term "harmful to minors" means any picture, image, graphic image file, or other visual depiction that:

1. Taken as a whole and with respect to minors, appeals to a prurient interest in nudity, sex, or excretion; or
2. Depicts, describes, or represents, in a patently offensive way with respect to what is suitable for minors, an actual or simulated sexual act or sexual contact, actual or simulated normal or perverted sexual acts, or a lewd exhibition of the genitals; and
3. Taken as a whole, lacks serious literary, artistic, political, or scientific value as to minors.

C. Software filtering technology shall be narrowly tailored and shall not discriminate based on viewpoint.

D. An administrator, supervisor, or other person authorized by the Superintendent may disable the technology protection measure, during use by an adult, to enable access for bona fide research or other lawful purposes.

E. The school district will educate students about appropriate online behavior, including interacting with other individuals on social networking websites and in chat rooms and cyberbullying awareness and response.

VII. CONSISTENCY WITH OTHER SCHOOL POLICIES

Use of the school district computer system and use of the Internet shall be consistent with school district policies and the mission of the school district.

VIII. LIMITED EXPECTATION OF PRIVACY

- A. By authorizing use of the school district system, the school district does not relinquish control over materials on the system or contained in files on the system. Users should expect only limited privacy in the contents of personal files on the school district system.
- B. Routine maintenance and monitoring of the school district system may lead to a discovery that a user has violated this policy, another school district policy, or the law.
- C. An individual investigation or search will be conducted if school authorities have a reasonable suspicion that the search will uncover a violation of law or school district policy.
- D. Parents may have the right at any time to investigate or review the contents of their child's files and e-mail files in accordance with the school district's Protection and Privacy of Pupil Records Policy. Parents have the right to request the termination of their child's individual account at any time.
- E. School district employees should be aware that the school district retains the right at any time to investigate or review the contents of their files and e-mail files. In addition, school district employees should be aware that data and other materials in files maintained on the school district system may be subject to review, disclosure, or discovery under Minnesota Statutes chapter 13 (Minnesota Government Data Practices Act).
- F. The school district will cooperate fully with local, state and federal authorities in any investigation concerning or related to any illegal activities or activities not in compliance with school district policies conducted through the school district system.

IX. LIMITATION ON SCHOOL DISTRICT LIABILITY

Use of the school district system is at the user's own risk. The system is provided on an "as is, as available" basis. The school district will not be responsible for any damage users may suffer, including, but not limited to, loss, damage, or unavailability of data stored on school district diskettes, tapes, hard drives, or servers, or for delays or changes in or interruptions of service or misdeliveries or nondeliveries of information or materials, regardless of the cause. The school district is not responsible for the accuracy or quality of any advice or information obtained through or stored on the school district system. The school district will not be responsible for financial obligations arising through unauthorized use of the school district system or the Internet.

X. PARENTS' RESPONSIBILITY; NOTIFICATION OF STUDENT INTERNET USE

Outside of school, parents bear responsibility for the same guidance of Internet use as they exercise with information sources such as television, telephones, radio, movies, and other possibly offensive media. Parents are responsible for monitoring their student's use of the school district system and of the Internet if the student is accessing the school district system from home or a remote location.

XI. NOTIFICATION REGARDING TECHNOLOGY PROVIDERS

- A. "Technology provider" means a person who:

1. contracts with the school district, as part of a one-to-one program or otherwise, to provide a school-issued device for student use; and
 2. creates, receives, or maintains educational data pursuant or incidental to a contract with the school district.
- B. "Parent" means a parent of a student and includes a natural parent, a guardian, or an individual acting as a parent in the absence of a parent or a guardian.
- C. Within 30 days of the start of each school year, the school district will give parents and students direct and timely notice, by email, of any curriculum, testing, or assessment technology provider contract affecting a student's educational data. The notice must:
1. identify each curriculum, testing, or assessment technology provider with access to educational data;
 2. identify the educational data affected by the curriculum, testing, or assessment technology provider contract; and
 3. include information about the contract inspection and provide contact information for a school department to which a parent or student may direct questions or concerns regarding any program or activity that allows a curriculum, testing, or assessment technology provider to access a student's educational data.
- D. The school district must provide parents and students an opportunity to inspect a complete copy of any contract with a technology provider.
- E. A contract between a technology provider and the school district must include requirements to ensure appropriate security safeguards for educational data. The contract must require that:
1. the technology provider's employees or contractors have access to educational data only if authorized; and
 2. the technology provider's employees or contractors may be authorized to access educational data only if access is necessary to fulfill the official duties of the employee or contractor.
- F. All educational data created, received, maintained, or disseminated by a technology provider pursuant or incidental to a contract with a public educational agency or institution are not the technology provider's property.

XII. SCHOOL-ISSUED DEVICES

- A. "School-issued device" means hardware or software that the school district, acting independently or with a technology provider, provides to an individual student for that student's dedicated personal use. A school-issued device includes a device issued through a one-to-one program.
- B. Except as provided in paragraph C, the school district or a technology provider must not electronically access or monitor:
1. any location-tracking feature of a school-issued device;
 2. any audio or visual receiving, transmitting, or recording feature of a school-issued device; or
 3. student interactions with a school-issued device, including but not limited to keystrokes and web-browsing activity.

- C. The school district or a technology provider may only engage in activities prohibited by paragraph B if:
1. the activity is limited to a noncommercial educational purpose for instruction, technical support, or exam-proctoring by school district employees, student teachers, staff contracted by the school district, a vendor, or the Minnesota Department of Education, and notice is provided in advance;
 2. the activity is permitted under a judicial warrant;
 3. the school district is notified or becomes aware that the device is missing or stolen;
 4. the activity is necessary to respond to an imminent threat to life or safety and the access is limited to that purpose;
 5. the activity is necessary to comply with federal or state law, including but not limited to Minnesota Statutes section 121A.031 (student bullying policy); or
 6. the activity is necessary to participate in federal or state funding programs, including but not limited to the E-Rate program.
- D. If the school district or a technology provider interacts with a school-issued device as provided in paragraph C, clause 4, it must, within 72 hours of the access, notify the student to whom the school-issued device was issued or that student's parent and provide a written description of the interaction, including which features of the device were accessed and a description of the threat. This notice is not required at any time when the notice itself would pose an imminent threat to life or safety, but must instead be given within 72 hours after that imminent threat has ceased.

XIV. LIMIT ON SCREEN TIME FOR CHILDREN IN PRESCHOOL AND KINDERGARTEN

Pre-k and kindergarten students may not use an individual-use screen, such as a tablet, smartphone, or other digital media, without engagement from a teacher or other students. This section does not apply to a child for whom the school has an individualized family service plan, an individualized education program, or a 504 plan in effect.

XV. IMPLEMENTATION; POLICY REVIEW

- A. The school district administration may develop appropriate user notification forms, guidelines, and procedures necessary to implement this policy for submission to the school board for approval.
- B. The administration shall revise the user notifications, including student and parent notifications, if necessary, to reflect the adoption of these guidelines and procedures.
- C. The school district Internet policies and procedures are available for review by all parents, guardians, staff, and members of the community.
- D. ~~Because of the rapid changes in the development of the Internet, the school board shall conduct an annual review of this policy~~ (at least every 3 years) to ensure alignment with legal requirements or technology advancements.

Legal References: Minn. Stat. Ch. 13 (Minnesota Government Data Practices Act)
Minn. Stat. § 13.32 (Educational Data)
Minn. Stat. § 121A.031 (School Student Bullying Policy)
Minn. Stat. § 124D.166 (Limit on Screen Time for Children in Preschool and Kindergarten)
Minn. Stat. § 125B.15 (Internet Access for Students)

Minn. Stat. § 125B.26 (Telecommunications/Internet Access Equity Act)
 15 U.S.C. § 6501 *et seq.* (Children’s Online Privacy Protection Act)
 17 U.S.C. § 101 *et seq.* (Copyrights)
 20 U.S.C. § 1232g (Family Educational Rights and Privacy Act)
 47 U.S.C. § 254 (Children’s Internet Protection Act of 2000 (CIPA))
 47 C.F.R. § 54.520 (FCC rules implementing CIPA)
Mahanoy Area Sch. Dist. v. B.L., 594 U.S. 180, 141 S. Ct. 2038 (2021)
Tinker v. Des Moines Indep. Cmty. Sch. Dist., 393 U.S. 503 (1969)
United States v. Amer. Library Assoc., 539 U.S. 194(2003)
Sagehorn v. Indep. Sch. Dist. No. 728, 122 F.Supp.2d 842 (D. Minn. 2015)
R.S. v. Minnewaska Area Sch. Dist. No. 2149, 894 F.Supp.2d 1128 (D. Minn. 2012)
Tatro v. Univ. of Minnesota, 800 N.W.2d 811 (Minn. App. 2011), *aff’d* on other grounds 816 N.W.2d 509 (Minn. 2012)
S.J.W. v. Lee’s Summit R-7 Sch. Dist., 696 F.3d 771 (8th Cir. 2012)
Parents, Families and Friends of Lesbians and Gays, Inc. v. Camdenton R-III Sch. Dist., 853 F.Supp.2d 888 (W.D. Mo. 2012)
M.T. v. Cent. York Sch. Dist., 937 A.2d 538 (Pa. Commw. Ct. 2007)

Adopted: September 11, 1995

Revised: July 13, 2009

Revised: September 13, 2010

Revised: July 9, 2012

Rewritten & accepted:[Date], 2025 (policies 524.2 and 524.2G)



LABOR RELATIONS UPDATE

October 27, 2025

LABOR RELATIONS UPDATE



Purpose

- **Policy 209 Negotiations Code of Ethics:**
Administration will review the status of negotiations at public School Board meetings.
- **Note:** Consistent with the Open Meeting Law and PELRA - detailed negotiation discussions are addressed in closed sessions of the School Board.

CONTRACT NEGOTIATIONS



Bargaining Goals

- **Collaborative bargaining process** focused on finding mutual gains and solving shared problems
- **Legally sound** and **operationally manageable** agreement with clear and concise language
- **Recruitment and retention** of high quality staff
- **Fiscally responsible** steward of taxpayer money, within fixed budget

EMPLOYEE GROUPS



Background information

Anoka-Hennepin Schools is comprised of 18 employee groups:

- 5 unaffiliated groups: administrators/supervisors, sr leadership, confidentials, misc E-12, misc. community education.
- **13 collective bargaining groups:**
 - 2025-2027 master agreement: community school coordinators.
 - 2024-2026 master agreements: building supervisors, child nutrition site supervisors, education office professionals, paraeducators.
 - 2023-25 master agreements: child nutrition assistants, education support specialists, principals, teachers, school office supervisors, school service employees, special education supervisors, technical specialists.

BUDGET FACTS



FY26 General Fund salaries and benefits total \$539 million

- 1% increase on salaries and benefits is equal to \$5.39 million.
- 1% increase on the basic general ed formula is equal to \$3 million.
- Salaries and benefits are approximately 82% of the general fund budget.

FY26 budget includes a 2.5% increase in salaries and 5% increase in benefits.

OPEN CONTRACTS



Negotiation meeting status

Employee group	Exclusive representative	# of employees	Meeting status
Building service employees	SEIU Local 284	196	Tentative Agreement
Teachers (including ABE, ECFE, Preschool)	Anoka Hennepin Education Minnesota, Local 7007	3267	Mediation 2: November 6
Technical specialists	Anoka-Hennepin School Technical Specialists Minnesota School Employees Association	14	3: Oct 21

ADDITIONAL OPEN CONTRACTS



Negotiation meetings scheduled

Employee group	Exclusive representative	# of employees	Meeting status
Principals	Anoka-Hennepin Elementary and Secondary Principals' Association	126	3: Oct 27
Child nutrition assistants	Minnesota School Employees Association	217	3: Nov 3
School office supervisors	Anoka-Hennepin Office Professional Supervisors Association	42	1: Nov 12

ADDITIONAL OPEN CONTRACTS



Negotiation meetings scheduled

Employee group	Exclusive representative	# of Employees
Community school programmers and early childhood screeners	Anoka-Hennepin Education Minnesota	9
Special Education Administrators	Special Education Program Supervisors Association	15

NEXT STEPS



- Provide regular updates at School Board meetings.
- Update ahschools.us/negotiations



THANK YOU

Comments and questions?