

Truth in Taxation Public Hearing

Monday, December 18, 2023 6:00 PM

Wrenshall School Library Media Center, 207 Pioneer Drive, Wrenshall, MN 55797

- | | |
|--|----------------------------------|
| 1. Call to Order | Speaker(s): Chair |
| 2. District Property Tax Levy Presentation | Speaker(s): Jeff
Pesta |
| 3. Public Comment Regarding Proposed District
Property Tax Levy | Speaker(s): Chair |
| 4. Adjournment | Speaker(s): Chair |



Division of School Finance
400 NE Stinson Blvd.
Minneapolis, MN 55413

District Revenues and Expenditures Budget for Fiscal Year (FY) 2023 and FY 2024

ED-00110-46

General Information: Minnesota Statutes 2021, section 123B.10, requires that every school board shall publish the subject data of this report.

District Name: Wrenshall Public School		District Number: 0100-01					
Fund	FY 2023 Beginning Fund Balances	FY 2023 Actual Revenues and Transfers In	FY 2023 Actual Expenditures and Transfers Out	June 30, 2023 Actual Fund Balances	FY 2024 Budget Revenues and Transfers In	FY 2024 Budget Expenditures and Transfers Out	June 30, 2024 Projected Fund Balances
General Fund/Restricted	\$ 284,603	\$ 583,153	\$ 652,537	\$ 215,219	\$ 719,797	\$ 661,124	\$ 273,892
General Fund/Other	\$ 166,219	\$ 4,586,000	\$ 4,811,879	\$ (59,660)	\$ 4,593,256	\$ 4,533,596	\$ 0
Food Service Fund	\$ 39,925	\$ 231,084	\$ 240,838	\$ 30,171	\$ 204,147	\$ 214,235	\$ 20,083
Community Service Fund	\$ 3,680	\$ 167,691	\$ 152,806	\$ 18,565	\$ 138,156	\$ 149,245	\$ 7,476
Building Construction Fund	\$ 995,819	\$ 9,157	\$ 1,004,976	\$ -	\$ -	\$ -	\$ -
Debt Service Fund	\$ 80,330	\$ 963,510	\$ 920,936	\$ 122,904	\$ 979,146	\$ 945,120	\$ 156,930
Custodial Fund	\$ 47,641	\$ 3,141	\$ 2,549	\$ 48,233	\$ -	\$ -	\$ 48,233
Internal Service Fund	\$ -	\$ -	\$ -	\$ -	\$ -	\$ -	\$ -
* OPEB Revocable Trust Fund	\$ -	\$ -	\$ -	\$ -	\$ -	\$ -	\$ -
OPEB Irrevocable Trust Fund	\$ -	\$ -	\$ -	\$ -	\$ -	\$ -	\$ -
OPEB Debt Service Fund	\$ -	\$ -	\$ -	\$ -	\$ -	\$ -	\$ -
Total - All Funds	\$ 1,618,217	\$ 6,543,736	\$ 7,786,521	\$ 375,432	\$ 6,634,502	\$ 6,503,320	\$ 506,614
Long-Term Debt		Current Statutory Operating Debt per Minnesota Statutes, section 123B.81					
Outstanding July 1, 2022	\$ 14,067,940	Amount of General Fund Deficit, if any, in excess of 2.5% of expenditures 06/30/2023					\$ -
Plus: New Issues	\$ -	Cost per student - Average Daily Membership (ADM) 06/30/2023					
Less: Redeemed Issues	\$ 556,260	Total Operating Expenditures					\$ 5,556,043.92
Outstanding June 30, 2023	\$ 13,511,680	FY 2023 Total ADM Served + Tuitioned Out ADM + Adjusted Extended ADM					343.30
Short-Term Debt		FY 2023 Operating Cost per ADM					\$ 16,184.22
Certificates of Indebtedness	\$ -						
Other Short-Term Indebtedness	\$ -						

The complete budget may be inspected upon request to the superintendent.

Comments:

Minnesota Department of Education
 Levy Limitation and Certification Report
 2023 Payable 2024

District Number-Type: 0100-01
 District Name: Wrenshall Public School District
 Home County: CARLTON

Date Printed: 12/13/23
 Limits Updated: 11/28/23
 Certified Submitted: 12/13/23

	LIMIT	PROPOSED	CERTIFIED
SUBTOTALS BY LEVY CATEGORY			
GENERAL - RMV VOTER	0.00	0.00	0.00
GENERAL - RMV OTHER	305,627.85	305,627.85	305,627.85
GENERAL - NTC VOTER	0.00	0.00	0.00
GENERAL - NTC OTHER	221,831.85	221,831.85	221,831.85
COMMUNITY SERVICE - NTC OTHER	26,555.10	26,555.10	26,555.10
GENERAL DEBT - NTC VOTER	0.00	0.00	0.00
GENERAL DEBT - NTC OTHER	959,097.31	959,097.31	959,097.31
OPEB DEBT - NTC VOTER	0.00	0.00	0.00
OPEB DEBT - NTC OTHER	0.00	0.00	0.00
SUBTOTALS BY FUND			
GENERAL FUND	527,459.70	527,459.70	527,459.70
COMMUNITY SERVICES FUND	26,555.10	26,555.10	26,555.10
GENERAL DEBT SERVICE FUND	959,097.31	959,097.31	959,097.31
OPEB/PENSION DEBT SERVICE FUND	0.00	0.00	0.00
SUBTOTALS BY TAX BASE			
REFERENDUM MARKET VALUE	305,627.85	305,627.85	305,627.85
NET TAX CAPACITY	1,207,484.26	1,207,484.26	1,207,484.26
SUBTOTALS BY TRUTH IN TAXATION CATEGORY			
VOTER APPROVED	0.00	0.00	0.00
OTHER	1,513,112.11	1,513,112.11	1,513,112.11
TOTAL LEVY			
TOTAL LEVY	1,513,112.11	1,513,112.11	1,513,112.11

The school district must submit the completed original of this form to the home county auditor by December 28, 2023. A duplicate form must be submitted to Minnesota Department of Education, School Finance Division, 400 NE Stinson Blvd., Minneapolis, MN 55413, by January 7, 2024.

The certified levy listed above is the levy voted by the school board for taxes payable in 2024.

Signature of School Board Clerk _____

Date of Certification _____



PMA[™]
SECURITIES

Proposed Levy Information Packet

Tuesday, October 31, 2023

Wrenshall Public School District

Based on Levy, Limitation and Certification Report dated
10/23/23

Michael Hart

Director, Public Finance
mhart@pmanetwork.com
612-509-2569

Steve Pumper

Senior Vice President
spumper@pmanetwork.com
612-509-2565

Joel Hanson

Quantitative Analyst
jhanson@pmanetwork.com
612-509-2566

Jenna Rausch

Public Finance Associate
jrausch@pmanetwork.com
612-509-2568

PMA Securities, LLC

5298 Kyler Avenue NE
Albertville, MN 55301
612-509-2560

pmanetwork.com

Member FINRA and SIPC

Registered with SEC and MSRB

Financial Strategies for Stronger Communities.

Wrenshall Public School District

Proposed Property Tax Levy Summary by Fund

	Final Pay 2023	Proposed Pay 2024	\$ Change	% Change
General Fund (Fund 1)				
Local Optional	273,238	256,151	(17,086)	-6.3%
Equity	62,936	59,018	(3,918)	-6.2%
Transition	5,510	5,165	(345)	-6.3%
Operating Capital	41,105	49,052	7,947	19.3%
Q Comp	35,052	31,860	(3,192)	-9.1%
Reemployment Insurance	16,974	18,783	1,809	10.7%
Safe Schools	13,586	12,737	(850)	-6.3%
Career & Technical	29,785	32,025	2,240	7.5%
Long Term Facilities Maintenance	67,668	57,297	(10,371)	-15.3%
Building/Land Lease	-	1,111	1,111	-
Tree Growth	6,873	6,873	-	0.0%
<i>Adjustments and Abatements</i>	<i>(5,688)</i>	<i>(2,613)</i>	<i>3,075</i>	<i>-</i>
General Fund Total Levy	547,040	527,460	(19,580)	-3.6%
Community Service (Fund 4)				
Basic Community Education	15,390	17,103	1,712	11.1%
Early Childhood Education	10,171	9,814	(357)	-3.5%
Home Visiting	135	152	17	12.6%
<i>Adjustments and Abatements</i>	<i>409</i>	<i>(514)</i>	<i>(923)</i>	<i>-</i>
Community Service Fund Total Levy	26,105	26,555	450	1.7%
Debt Service Fund (Fund 7)				
Non-Voter Approved Debt Service	956,876	957,910	1,035	0.1%
<i>Adjustments and Abatements</i>	<i>(12,351)</i>	<i>1,187</i>	<i>13,538</i>	<i>-</i>
Debt Service Fund Total Levy	944,524	959,097	14,573	1.5%
Total Property Tax Levy All Funds	1,517,670	1,513,112	(4,557)	-0.30%

Wrenshall Public School District

Proposed Property Tax Levy Summary by Tax Type

	Final Pay 2023	Proposed Pay 2024	\$ Change	% Change
Referendum Market Value Voter Approved				
Operating Referendum	-	-	-	0.0%
<i>Adjustments and Abatements</i>	-	-	-	0.0%
RMV Voter Total Levy	-	-	-	
Referendum Market Value Non-Voter Approved				
Local Optional	273,238	256,151	(17,086)	-6.3%
Equity	62,936	59,018	(3,918)	-6.2%
Transition	5,510	5,165	(345)	-6.3%
<i>Adjustments and Abatements</i>	(26,043)	(14,707)	11,336	-
RMV Non-Voter Total Levy	315,641	305,628	(10,013)	-3.2%
Net Tax Capacity Voter Approved				
Voter Approved Debt Service	-	-	-	0.0%
Capital Projects Referendum	-	-	-	0.0%
<i>Adjustments and Abatements</i>	-	-	-	0.0%
NTC Voter Total Levy	-	-	-	
Net Tax Capacity Non-Voter Approved				
Non-Voter Approved Debt Service	956,876	957,910	1,035	0.1%
Operating Capital	41,105	49,052	7,947	19.3%
Q Comp	35,052	31,860	(3,192)	-9.1%
Reemployment Insurance	16,974	18,783	1,809	10.7%
Safe Schools	13,586	12,737	(850)	-6.3%
Career & Technical	29,785	32,025	2,240	7.5%
Long Term Facilities Maintenance	67,668	57,297	(10,371)	-15.3%
Building/Land Lease	-	1,111	1,111	-
Tree Growth	6,873	6,873	-	0.0%
Basic Community Education	15,390	17,103	1,712	11.1%
Early Childhood Education	10,171	9,814	(357)	-3.5%
Home Visiting	135	152	17	12.6%
<i>Adjustments and Abatements</i>	8,413	12,767	4,354	51.8%
NTC Non-Voter Total Levy	1,202,029	1,207,484	5,456	0.5%
Total Non-Voter Approved	1,517,670	1,513,112	(4,557)	-0.3%
Total Referendum Market Value	315,641	305,628	(10,013)	-3.2%
Total Net Tax Capacity	1,202,029	1,207,484	5,456	0.5%
Total Property Tax Levy All Funds	1,517,670	1,513,112	(4,557)	-0.30%

Wrenshall Public School District

Proposed Property Tax Levy Summary by Calculation Method

	Final Pay 2023	Proposed Pay 2024	\$ Change	% Change
Levies Using Pupil Units as the Basis				
Adjusted Pupil Units	378.40	353.80	(24.60)	-6.5%
Local Optional	273,238	256,151	(17,086)	-6.3%
Equity	62,936	59,018	(3,918)	-6.2%
Operating Capital	41,105	49,052	7,947	19.3%
Long Term Facilities Maintenance	67,668	57,297	(10,371)	-15.3%
Safe Schools	13,586	12,737	(850)	-6.3%
Transition	5,510	5,165	(345)	-6.3%
Q Comp	35,052	31,860	(3,192)	-9.1%
<i>Adjustments</i>	(25,739)	(17,791)	7,948	-
Total	473,356	453,490	(19,866)	-4.2%

Levies Using Expenditures as the Basis				
LTFM Debt Service	904,376	906,670	2,295	0.3%
General Debt Service	52,500	51,240	(1,260)	-2.4%
Building/Land Lease	-	1,111	1,111	-
Career & Technical	29,785	32,025	2,240	7.5%
Reemployment Insurance	16,974	18,783	1,809	10.7%
Tree Growth	6,873	6,873	-	0.0%
<i>Adjustments</i>	(30,026)	16,365	46,390	-
Total	980,482	1,033,067	52,585	5.4%

Levies Using Population as the Basis				
Basic Community Education	15,390	17,103	1,712	11.1%
Home Visiting	135	152	17	12.6%
<i>Adjustments</i>	(71)	(17)	54	-
Total	15,454	17,237	1,783	11.5%

Levies Using Tax Base as the Basis				
Early Childhood Education	10,171	9,814	(357)	-3.5%
<i>Adjustments</i>	(2)	(497)	(495)	-
Total	10,169	9,318	(852)	-8.4%

Miscellaneous Adjustments				
Property Tax Abatements	38,208	-	(38,208)	-
Total	38,208	-	(38,208)	-100.0%

Total Property Tax Levy All Funds	1,517,670	1,513,112	(4,556)	-0.30%
--	------------------	------------------	----------------	---------------

Wrenshall Public School District

Estimated Tax Impacts - Pay 2024 Levy Total School Taxes

Summary					
	Pay 2023		Est. Pay 2024		% Change
Referendum Market Value	\$	315,110,373	\$	324,839,287	3.09%
RMV Tax Rate		0.10017%		0.09409%	-6.07%
Net Tax Capacity	\$	5,169,565	\$	5,436,992	5.17%
NTC Tax Rate		23.25%		22.21%	-4.49%

Types of Property	Pay 2023 Value	Pay 2024 Est. Value	Pay 2023	Pay 2024	\$ Change	% Change
Residential Homestead (Value Increase 2%)	\$49,000	\$50,000	\$117	\$114	(\$4)	-3.21%
	98,000	100,000	260	254	(6)	-2.48%
	147,100	150,000	434	422	(12)	-2.76%
	196,100	200,000	607	590	(17)	-2.82%
	294,100	300,000	953	926	(27)	-2.88%
	392,200	400,000	1,300	1,262	(38)	-2.95%
	490,200	500,000	1,631	1,581	(50)	-3.06%
Commercial / Industrial** (Value Increase 2%)	\$98,000	\$100,000	\$440	\$427	(\$13)	-2.90%
	245,100	250,000	1,211	1,179	(32)	-2.63%
	490,200	500,000	2,596	2,525	(72)	-2.76%
	980,400	1,000,000	5,367	5,216	(151)	-2.81%
Seasonal Recreational Residential (Cabins) (Value Increase 0%)	\$150,000	\$150,000	\$349	\$333	(\$16)	-4.49%
	200,000	200,000	465	444	(21)	-4.49%
	250,000	250,000	581	555	(26)	-4.49%
	300,000	300,000	698	666	(31)	-4.49%
Agricultural Homestead (Value Increase 2%)	\$3,900	\$4,000	\$2.04	\$1.97	(\$0.07)	-3.34%
	4,900	5,000	2.56	2.47	(0.10)	-3.83%
	5,900	6,000	3.09	2.96	(0.13)	-4.16%
	6,900	7,000	3.61	3.45	(0.16)	-4.39%
Agricultural Non-Homestead (Value Increase 2%)	\$3,900	\$4,000	\$4.08	\$3.94	(\$0.14)	-3.34%
	4,900	5,000	5.13	4.93	(0.20)	-3.83%
	5,900	6,000	6.17	5.92	(0.26)	-4.16%
	6,900	7,000	7.22	6.90	(0.32)	-4.39%

* Actual values may be lower in certain taxing districts due to Disparity Reduction Aid.

Wrenshall Public School District

Estimated Tax Impacts - Pay 2024 Levy Total School Taxes

Summary					
	Pay 2023		Est. Pay 2024		% Change
Referendum Market Value	\$	315,110,373	\$	324,839,287	3.09%
RMV Tax Rate		0.10017%		0.09409%	-6.07%
Net Tax Capacity	\$	5,169,565	\$	5,436,992	5.17%
NTC Tax Rate		23.25%		22.21%	-4.49%

Property Value Increase
0%

Types of Property	Pay 2023 Value	Pay 2024 Est. Value	Pay 2023	Pay 2024	\$ Change	% Change
Residential Homestead	\$49,000	\$49,000	\$117	\$111	(\$6)	-5.15%
	98,000	98,000	260	247	(13)	-5.09%
	147,100	147,100	434	412	(22)	-5.03%
	196,100	196,100	607	576	(30)	-5.00%
	294,100	294,100	953	906	(47)	-4.98%
	392,200	392,200	1,300	1,236	(65)	-4.97%
	490,200	490,200	1,631	1,550	(81)	-4.96%

Property Value Increase
2%

Types of Property	Pay 2023 Value	Pay 2024 Est. Value	Pay 2023	Pay 2024	\$ Change	% Change
Residential Homestead	\$49,000	\$50,000	\$117	\$114	(\$4)	-3.21%
	98,000	100,000	260	254	(6)	-2.48%
	147,100	150,000	434	422	(12)	-2.76%
	196,100	200,000	607	590	(17)	-2.82%
	294,100	300,000	953	926	(27)	-2.88%
	392,200	400,000	1,300	1,262	(38)	-2.95%
	490,200	500,000	1,631	1,581	(50)	-3.06%

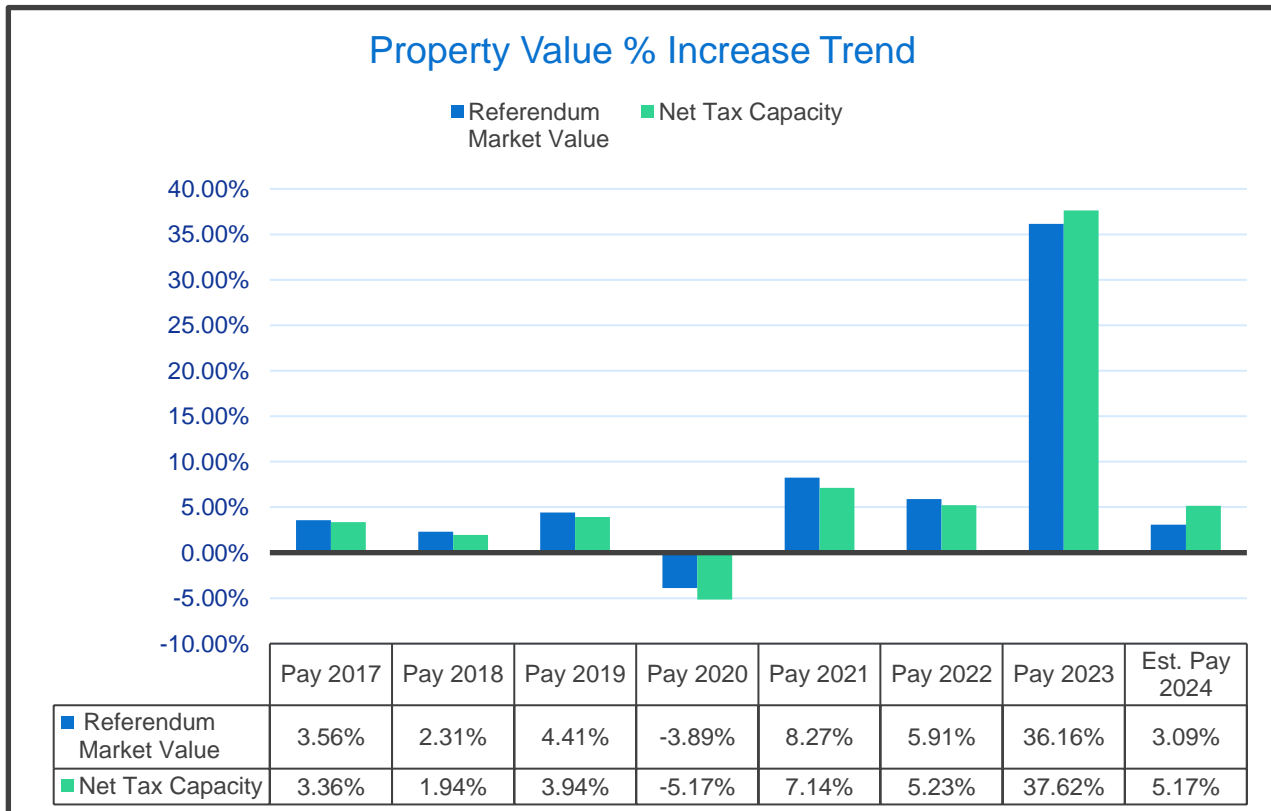
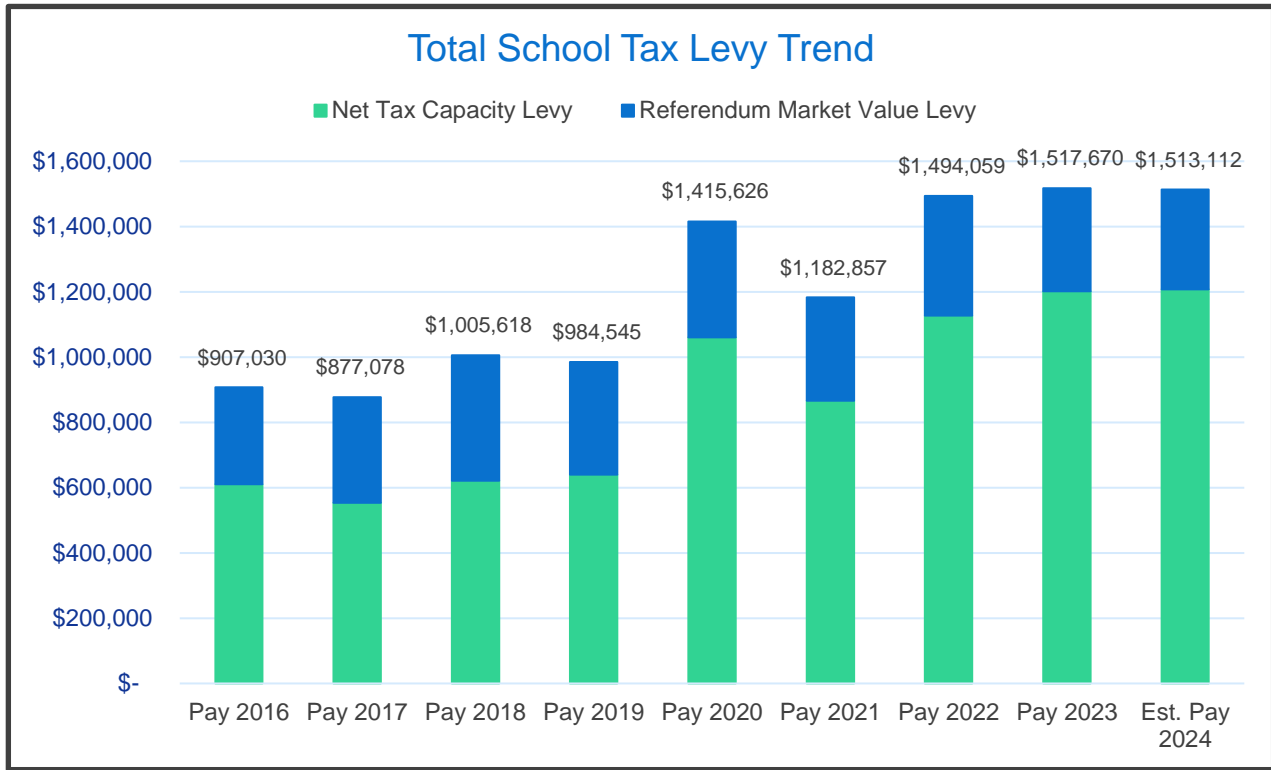
Property Value Increase
10%

Types of Property	Pay 2023 Value	Pay 2024 Est. Value	Pay 2023	Pay 2024	\$ Change	% Change
Residential Homestead	\$49,000	\$53,900	\$117	\$122	\$5	4.26%
	98,000	107,800	260	280	20	7.60%
	147,100	161,810	434	461	28	6.36%
	196,100	215,710	607	642	36	5.87%
	294,100	323,510	953	1,005	52	5.40%
	392,200	431,420	1,300	1,364	64	4.89%
	490,200	539,220	1,631	1,727	96	5.87%

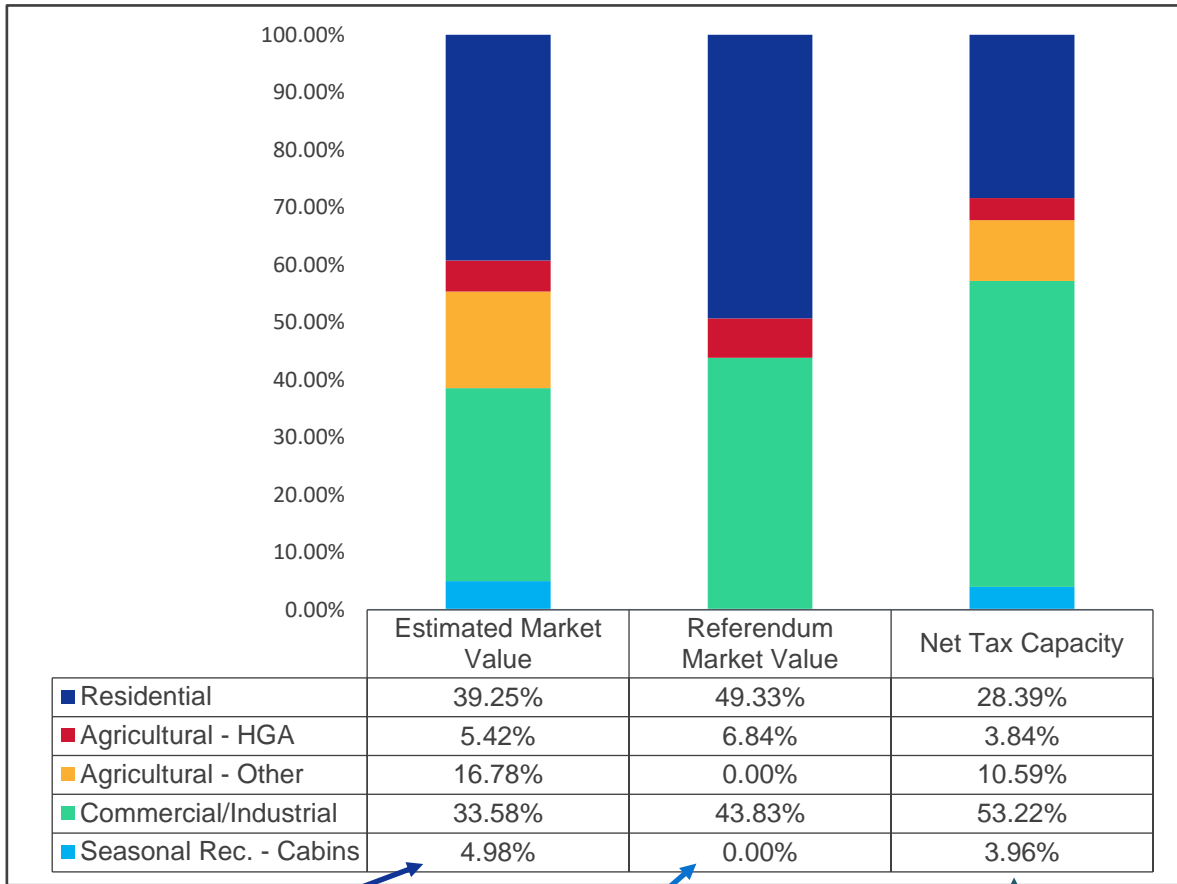
*Actual taxes may be lower in certain taxing districts due to Disparity Reduction Aid.

Wrenshall Public School District

Total School Taxes Trend



Wrenshall Public School District
Valuation Data by Classification for Pay 2023 Taxes



Property valuation established by County through assessment process.

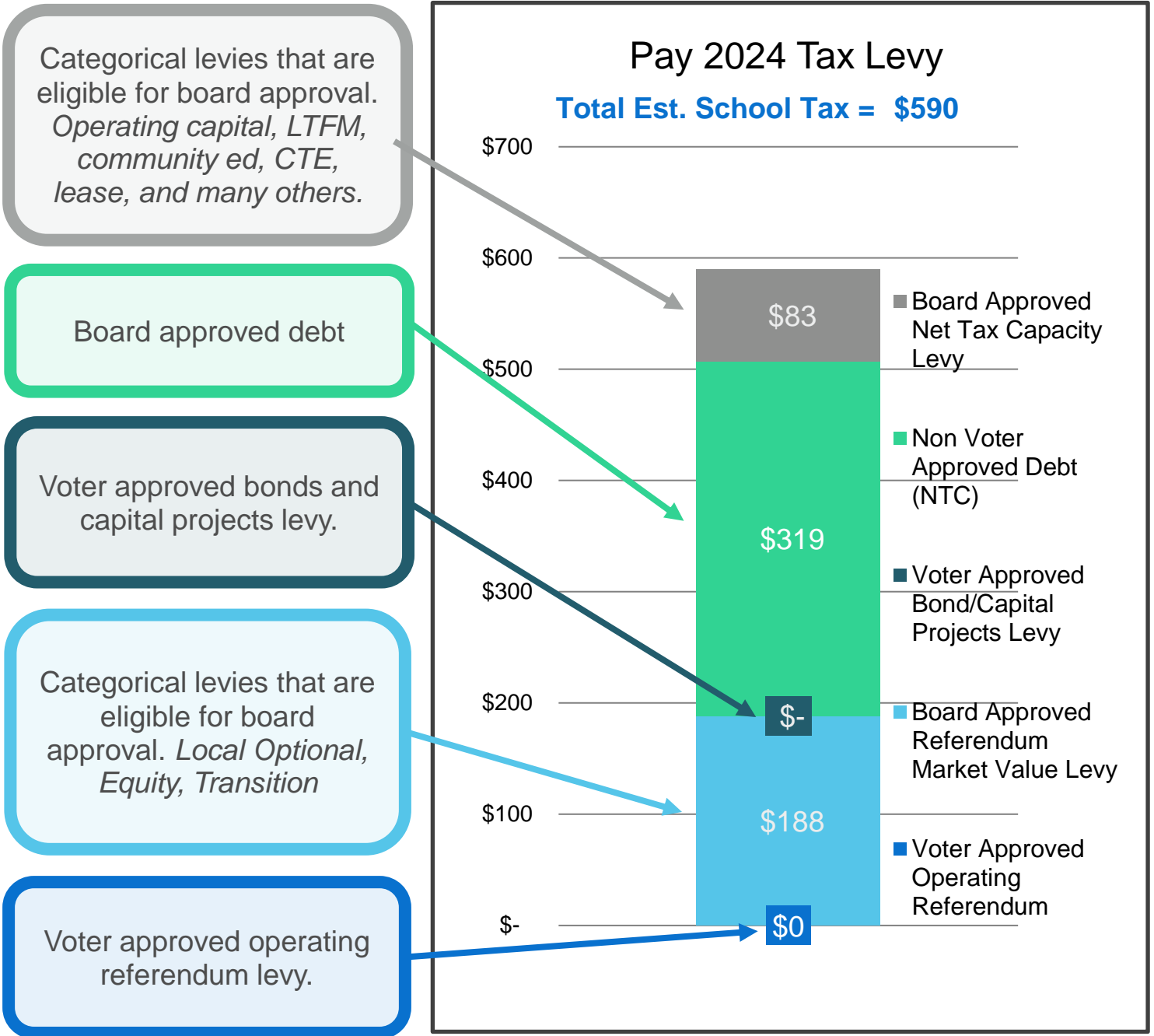
Tax base for operating referendum, local optional, equity and transition revenues.

Tax base for Debt, LTFM, OPEB, Operating Capital, Achievement and Intergration, Community Ed and many others.

Wrenshall Public School District

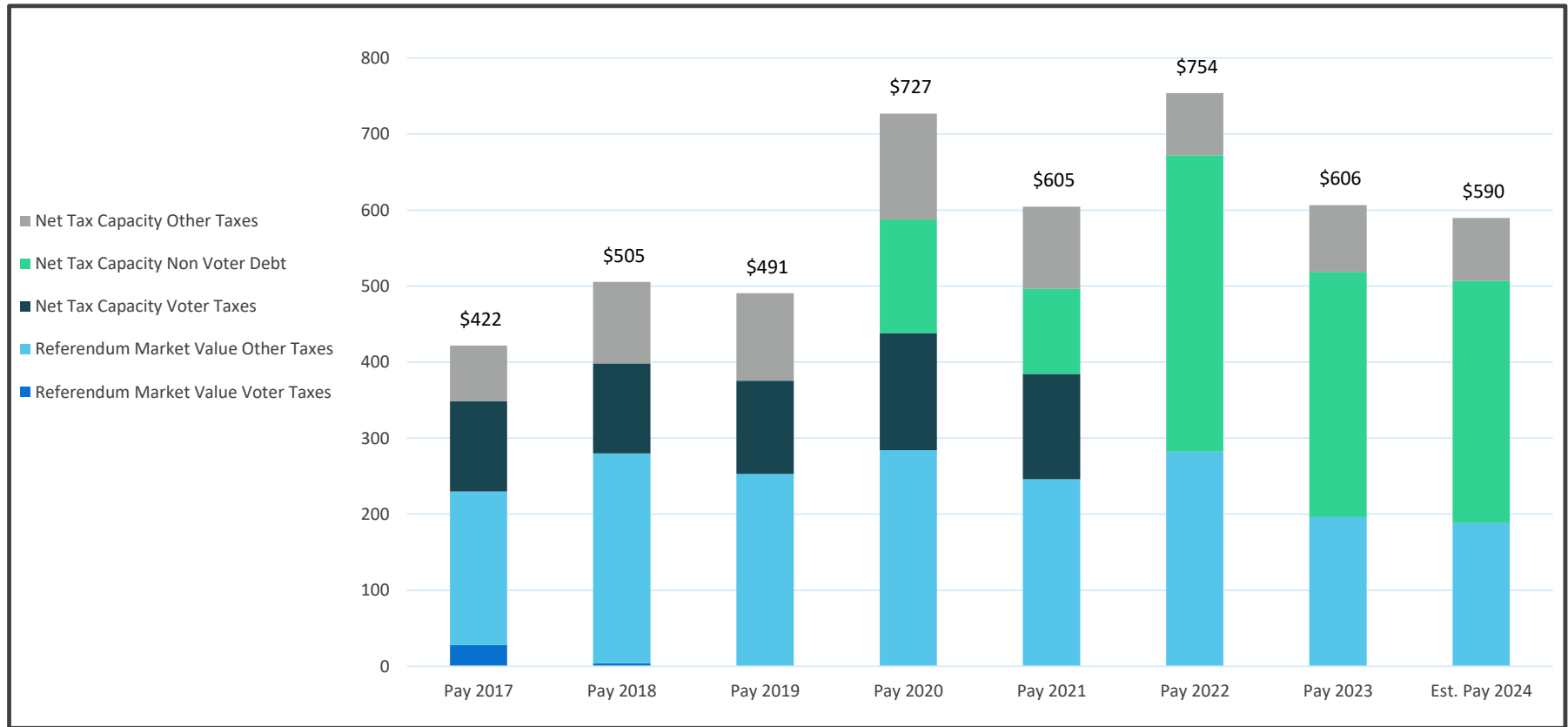
Pay 2024 Tax Levies for Residential Homestead

Home Value = \$200,000



Wrenshall Public School District

Residential Homestead School Tax Trend

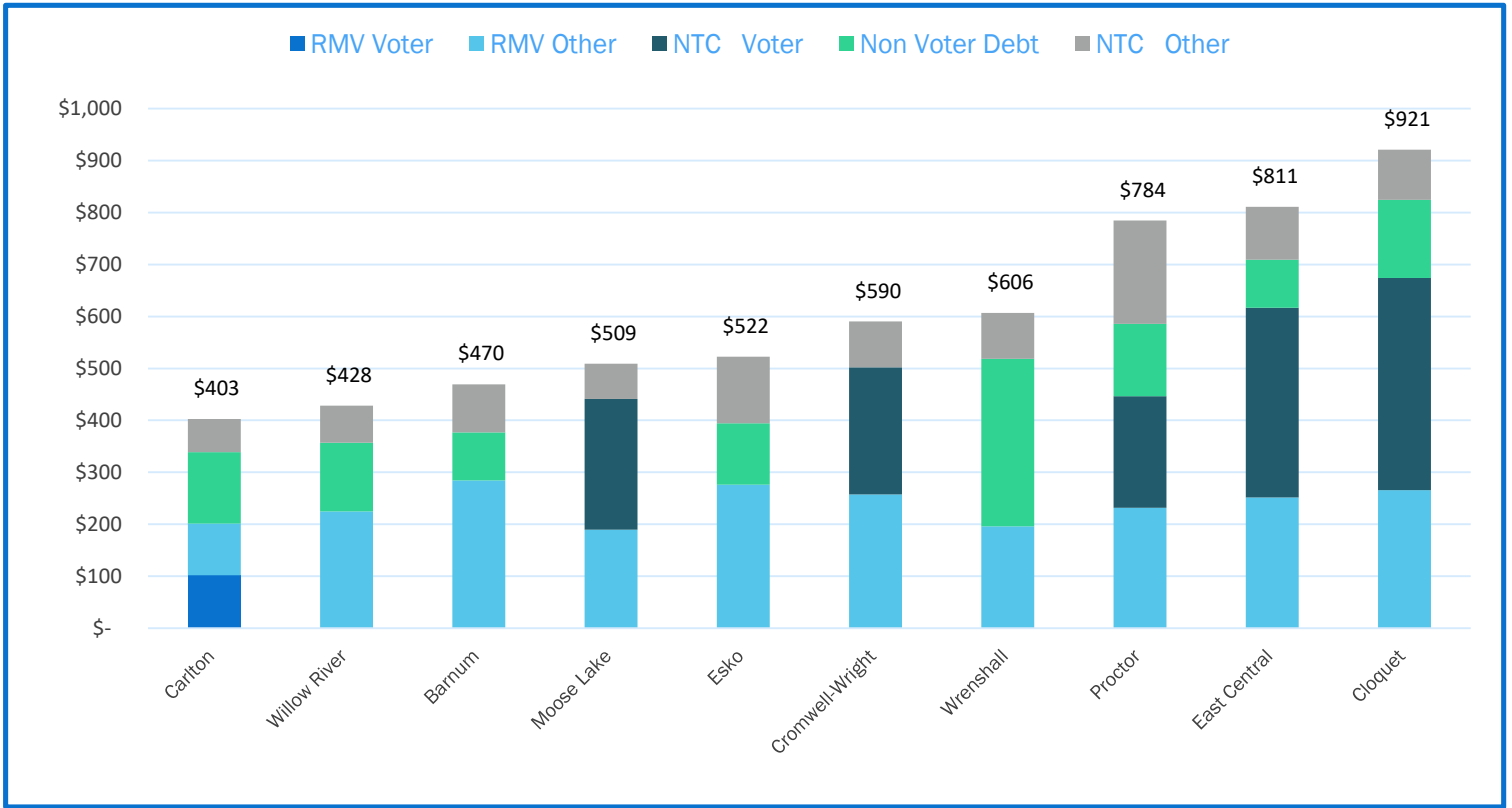


	Pay 2017	Pay 2018	Pay 2019	Pay 2020	Pay 2021	Pay 2022	Pay 2023	Est. Pay 2024
Home Value*	139,677	146,661	153,994	161,693	169,778	178,267	196,000	200,000
Referendum Market Value Voter Taxes	28	4	0	0	0	0	0	0
Referendum Market Value Other Taxes	202	276	253	284	246	282	196	188
Net Tax Capacity Voter Taxes	119	118	123	154	139	0	0	0
Net Tax Capacity Non Voter Debt	0	0	0	150	112	390	322	319
Net Tax Capacity Other Taxes	73	107	115	139	108	82	88	83
Total School Taxes	\$ 422	\$ 505	\$ 491	\$ 727	\$ 605	\$ 754	\$ 606	\$ 590

*The chart assumes a 5% annual increase in the home value for taxes payable from 2017 to 2022. A 10% increase in value is assumed for taxes payable in 2023 and a 2% increase in 2024.

Wrenshall Public School District

Pay 2023 Tax Levies for Residential Homestead

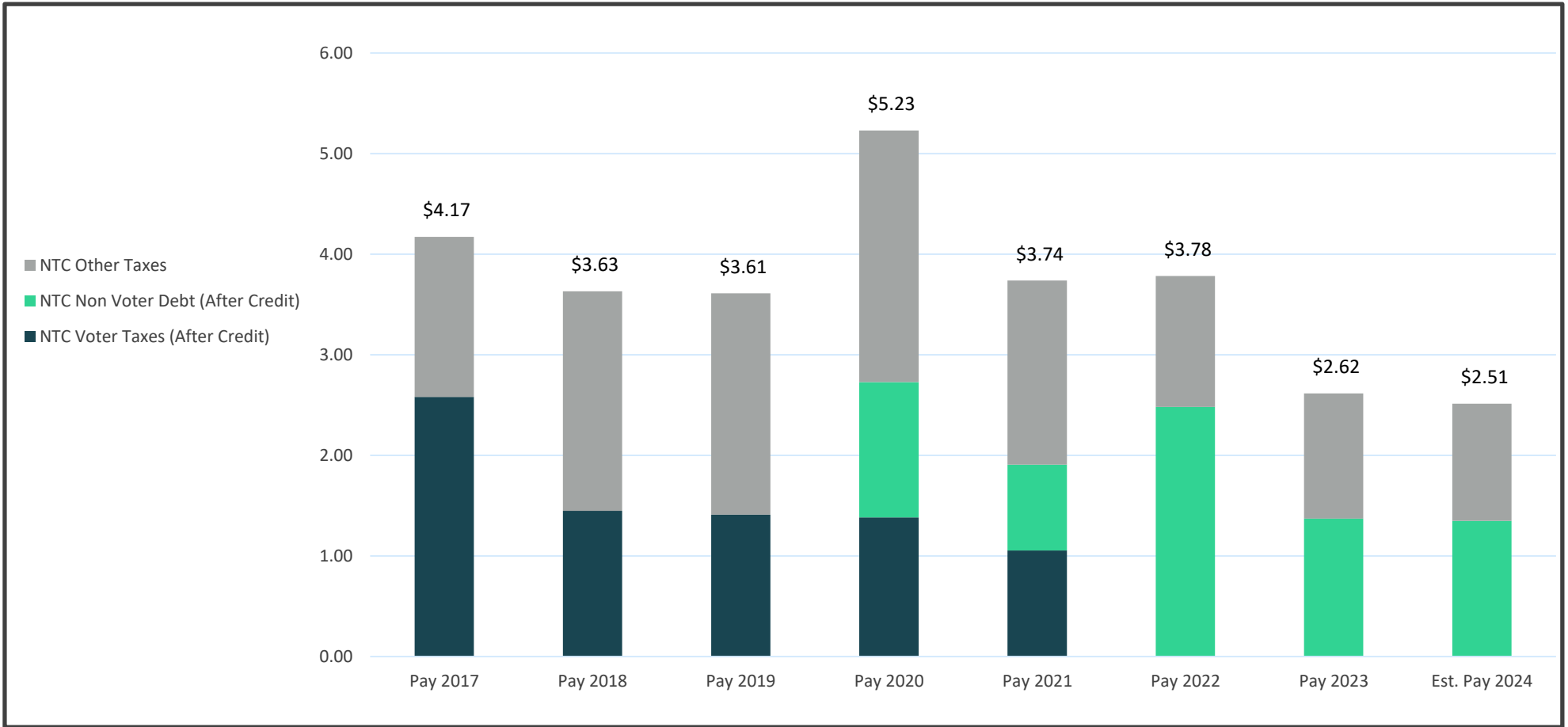


#	District Name	Home Value	RMV				Non Voter			Total	Levy
			Voter	Other	NTC	Voter	Debt	NTC	Other		
93	Carlton	196,000 \$	102 \$	99 \$	- \$	138 \$	64 \$		403		
577	Willow River	196,000 \$	- \$	225 \$	- \$	132 \$	71 \$		428		
91	Barnum	196,000 \$	- \$	285 \$	- \$	92 \$	93 \$		470		
97	Moose Lake	196,000 \$	- \$	190 \$	251 \$	- \$	68 \$		509		
99	Esko	196,000 \$	- \$	276 \$	- \$	118 \$	128 \$		522		
95	Cromwell-Wright	196,000 \$	- \$	258 \$	244 \$	- \$	88 \$		590		
100	Wrenshall	196,000 \$	- \$	196 \$	- \$	322 \$	88 \$		606		
704	Proctor	196,000 \$	- \$	232 \$	215 \$	139 \$	199 \$		784		
2580	East Central	196,000 \$	- \$	252 \$	365 \$	93 \$	101 \$		811		
94	Cloquet	196,000 \$	- \$	266 \$	408 \$	151 \$	97 \$		921		
Group Average			9 \$	225 \$	135 \$	137 \$	99 \$		605		

Data sourced from Minnesota Department of Education Pay 2023 School Tax Report

Wrenshall Public School District

Agricultural Homestead Land School Tax Trend



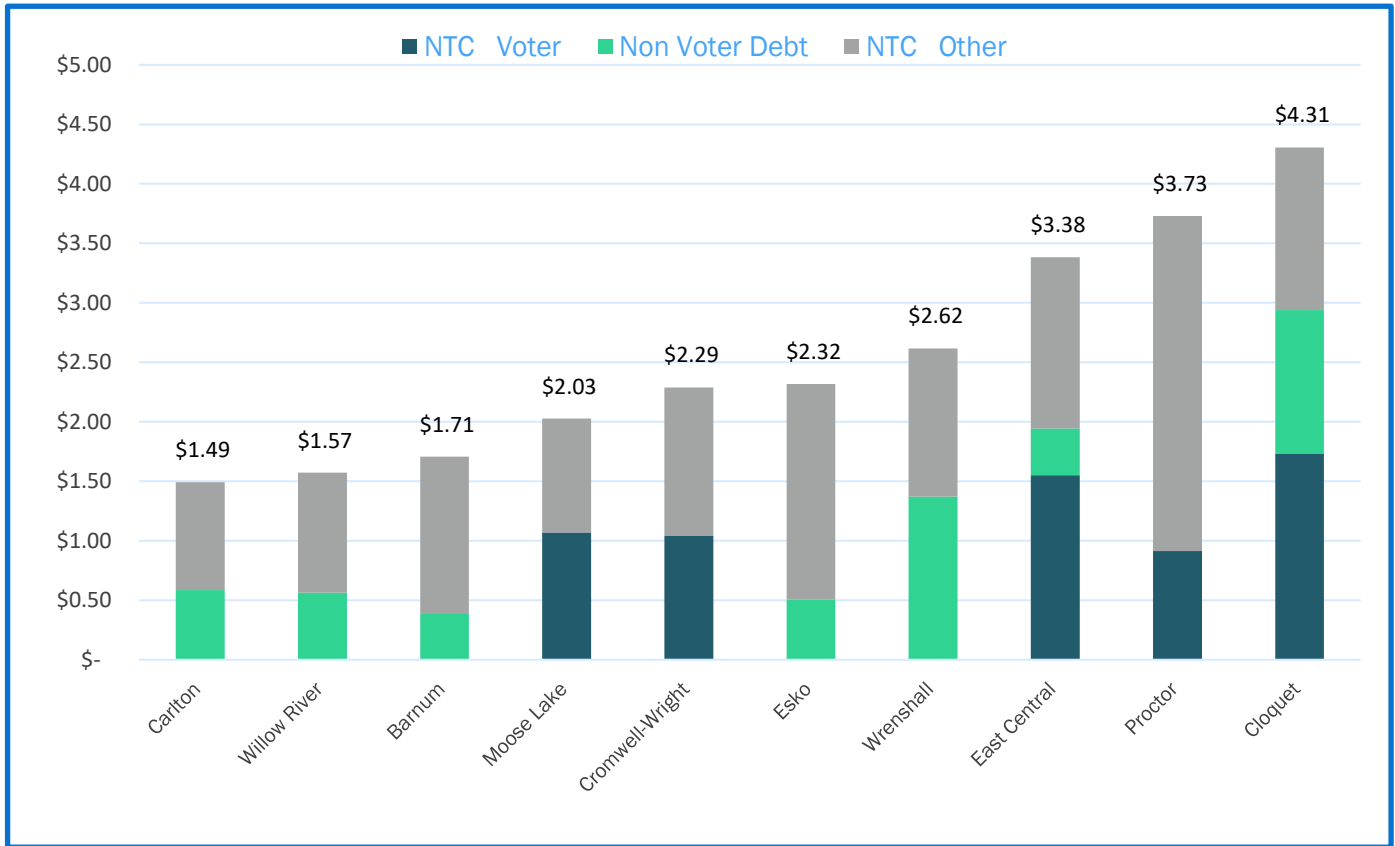
	Pay 2017	Pay 2018	Pay 2019	Pay 2020	Pay 2021	Pay 2022	Pay 2023	Est. Pay 2024
Value per Acre	5,000	5,000	5,000	5,000	5,000	5,000	5,000	5,100
NTC Voter Taxes (After Credit)	2.58	1.45	1.41	1.38	1.06	0.00	0.00	0.00
NTC Non Voter Debt (After Credit)	0.00	0.00	0.00	1.34	0.85	2.48	1.37	1.35
NTC Other Taxes	1.59	2.18	2.20	2.50	1.83	1.30	1.25	1.16
Total School Taxes	\$ 4.17	\$ 3.63	\$ 3.61	\$ 5.23	\$ 3.74	\$ 3.78	\$ 2.62	\$ 2.51

es a 0% annual increase in the land value for taxes payable from 2017 to 2023. A 2% increase in value is assumed for taxes payable in 2024.



Wrenshall Public School District

Pay 2023 Tax Levies for Agricultural Homestead



#	District Name	Acre Value	Non Voter							Total	Levy
			NTC	NTC	Voter	Debt	NTC	Other			
93	Carlton	5,000	25	\$	-	\$	0.59	\$	0.90	\$	1.49
577	Willow River	5,000	25	\$	-	\$	0.56	\$	1.01	\$	1.57
91	Barnum	5,000	25	\$	-	\$	0.39	\$	1.31	\$	1.71
97	Moose Lake	5,000	25	\$	1.07	\$	-	\$	0.96	\$	2.03
95	Cromwell-Wright	5,000	25	\$	1.04	\$	-	\$	1.25	\$	2.29
99	Esko	5,000	25	\$	-	\$	0.50	\$	1.81	\$	2.32
100	Wrenshall	5,000	25	\$	-	\$	1.37	\$	1.25	\$	2.62
2580	East Central	5,000	25	\$	1.55	\$	0.39	\$	1.44	\$	3.38
704	Proctor	5,000	25	\$	0.91	\$	-	\$	2.82	\$	3.73
94	Cloquet	5,000	25	\$	1.73	\$	1.20	\$	1.37	\$	4.31
Group Average				\$	0.57	\$	0.58	\$	1.40	\$	2.55

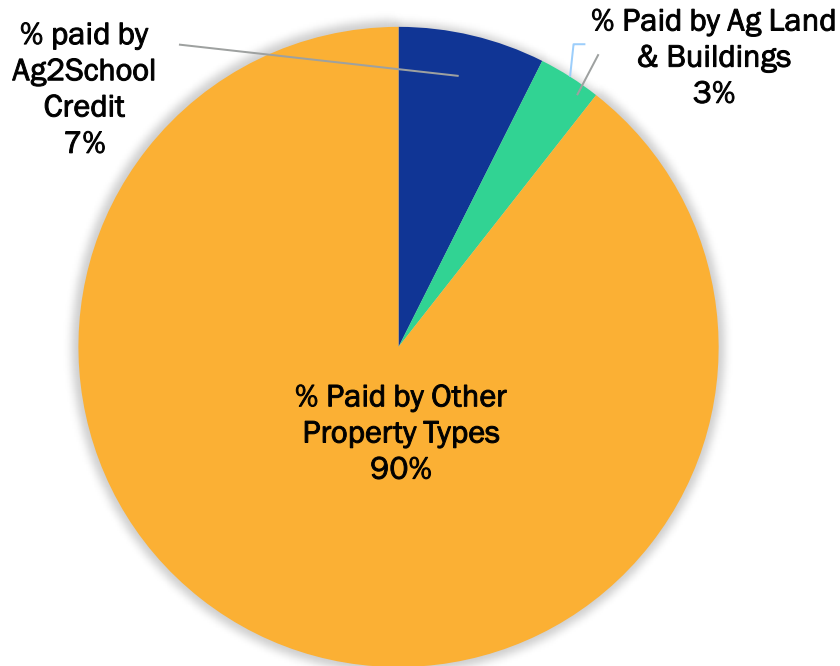
Data sourced from Minnesota Department of Education Pay 2023 School Tax Report

ISD No. 100, Wrenshall Public School District

Source of Debt Service Payments

(Assuming 70% Ag2School Credit beginning in taxes payable 2023)

(Based on Valuations for taxes payable in 2023)



Notes:

1. The Ag2School credit applies to agricultural land and buildings. The house, garage and first acre of land do not benefit from the Ag2School credit.
2. The Ag2School credit does not increase or decrease the tax impact on all other property types.

Important Disclaimer

This report is intended for illustrative and informational purposes only. This report has been generated based on the most recent available Levy Limitation and Certification report found in the Minnesota Funding Reports section of the Minnesota Department of Education (MDE) website. Historical tax data is sourced from the school tax reports generated by MDE each year. PMA will not verify the accuracy of the data provided by MDE. The report also includes certain assumptions about property valuations that if modified could impact the resulting tax impacts illustrated in the report. Reasonable efforts and generally accepted methods of calculation have been incorporated into the report including current property tax laws. Changes in property tax laws or key assumptions may change the accuracy of this report.

Welcome!

23 Pay 24 Truth in Taxation Session



1

Today's Agenda

9:00 – 11:30

Announcements and Reminders

Truth in Taxation hearing requirements

Review how taxes are calculated

Sample TNT presentation

Next steps to certify final levy

2

FY24 New Finance Codes

- 312 – Literacy Incentive Aid
- 314 – Paraprofessional Training
- 339 – English Learner
- 343 – School Library Aid
- 373 – Student Support Personnel
- 374 – Student Support Personnel – Cooperatives
- 722 - Area Learning Center (ALC) Transportation Aid

Comp	L	Fd	Org	Pro	Crs	Fin	O/S	Start Pd	End Pd	Series Description	UFARS Series Description
0362						312		202401	999999	State Supported Programs	State Supported Programs
0362						314		202401	999999	State Supported Programs	State Supported Programs
0362						339		202401	999999	State Supported Programs	State Supported Programs
0362						343		202401	999999	State Supported Programs	State Supported Programs
0362						373		202401	999999	State Supported Programs	State Supported Programs
0362						374		202401	999999	State Supported Programs	State Supported Programs

3

FY24 New Balance Sheet Codes

- 412 – Restricted for Literacy Incentive Aid
- 439 – Restricted for English Learner
- 443 – Restricted for School Library Aid

Account Segment Setup 11/12/2023 202405

Company	L	Org	Description	UFARS Cd	Start Pd	End Pd
0362	B	412	Literacy Incentive Aid-ReadAct	412	202401	999999
0362	B	439	RstRsvd English Learner	439	202401	999999
0362	B	443	RstRsvd School Lib Aid	443	202401	999999

Chart-of-Accounts 11/12/2023 202405 - Edit Mode

Description
 Comp L Fd Org Pro Crs Fin O/S Type
 0362 B 01 005 000 000 043 000 F

Description: School Library Aid Viewable on SeR

FinCode: Bal 443 Class: 00 Sub-Class: 00 Appl: GL Type: Credit

References
 Ref1: Start Period 202401
 Ref2: End Period 999999
 Ref3:

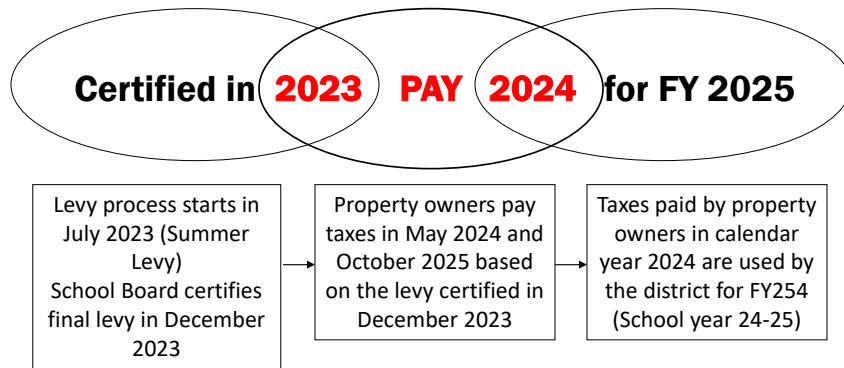
Closing Account
 Comp L Fd Org Pro Crs Fin O/S Type
 0362 B 01 443 000 000 000 F

Description: Rsvd School Library Aid

Buttons: Advanced Query, Budgets

The Levy Cycle

School Districts start the levy process 6 months before the calendar year the taxes are collected in and one year before the Fiscal Year the taxes are recorded in.



Truth in Taxation Hearings

- All School Districts must hold a Truth in Taxation Hearing.
- The meeting must happen after November 24th and may not start before 6pm.
- The Payable 2024 Levy AND the current year (Fiscal Year 24) budget must be discussed.
- The public must be allowed to speak.
- This is your opportunity to tell the district's story!

This is your opportunity to tell the district's story!

Renewed operating referendum?

Increase or decrease in levy?

Changing enrollment?

Increasing property valuations?

New or paid off bond obligations?

Impact of property classifications? (Seasonal recreation or agricultural properties)

7

Proposed Property Tax Statement

- Based on the PROPOSED levy certified in September
- Describes the type of property and lists other taxing districts the property is located in
- School District taxes are separately reported for Voter-Approved and Other

8

ST LOUIS COUNTY
AUDITOR - TREASURER
NANCY MILSEN
100 N 5th Ave W Room 214
DULUTH MN 55802
www.stloiscountymn.gov

Taxpayer # 848820
SCHRAGE MICHAEL W & SMITH JENNIFER
9304 CLYE AVE
DULUTH MN 55808

Property Information
Parcel ID #: 010-0810-00240
Property Description:
DASH STEEL PLANT ADDITION TO SPIRIT LAKE
Lot: 0000 Bldg: 004 Acres: .00
LOTS 12 THRU 18
Property: 9304 CLYE AVE/DULUTH

PROPOSED TAXES 2023
THIS IS NOT A BILL. DO NOT PAY.

VALUES AND CLASSIFICATION

Step	Taxes Payable Year	2022	2023
1	Estimated Market Value	211,500	232,900
	Homestead Exclusion	18,203	16,279
	Other Exclusions	0	0
	Taxable Market Value	193,295	216,621
	Class:	RES HMSTD	RES HMSTD

PROPOSED TAX

Property Taxes before credits	3,302.00
School building bond credit	.00
Agriculture market value credit	.00
Other credits	.00
Property Taxes after credits	3,302.00

PROPERTY TAX STATEMENT
Coming in March 2023

The time to provide feedback on PROPOSED LEVIES is NOW
It is too late to appeal your value without going to Tax Court.

Property Taxes and Meetings by Jurisdiction for Your Property

Contact Information	Meeting Information	Actual 2022	Proposed 2023	Increase (Decrease)
ST LOUIS COUNTY St. Louis County Admin 100 N 5th Ave W, Room 202 Duluth, MN 55802 218.726.2304 www.stloiscountymn.gov	No public meeting 11/21/2022 7:00 PM City of Virginia Conference 11/23/2022 7:00 PM St. Louis County Courthouse - Duluth	.00 1,303.72	.00 1,319.11	\$15.39 1.18%
CITY OF DULUTH Budget Manager 411 W 1st St, RM 120 Duluth, MN 55802 G1870-5185 https://duluth.mn.gov/meetings/	12/02/2022 7:00 PM City Hall 411 W 1st St Duluth, MN 55802	916.95	960.99	\$44.93 4.90%
SCHOOL DISTRICT: 709 Voter Approved Levies - School Other Levies - School	12/02/2022 6:00 PM Bldg NS Media Center 301 N 40th Ave S Duluth, MN 55804	138.41 730.32	128.63 726.43	(\$9.78) (7.07%) (\$5.92) (0.81%)
Special Taxing District(s)		114.50	166.89	\$52.38 45.75%
Tax Increment Tax		.00	.00	
Fiscal Deprity Tax		.00	.00	
- see www.loose.org/stlouis/county/valable.pdf for information on fiscal deprity tax				
Total excluding any special assessments		3,265.00	3,302.00	3.0 %

ST LOUIS COUNTY
Date printed: 4/13/22
COUNTY ASSESSOR
100 N 5th Ave W #212
DULUTH MN 55802-1291
218-726-2304
www.stloiscountymn.gov

Property ID Number: 010-0810-00240
Property Description:
010
CITY OF DULUTH
DASH STEEL PLANT ADDITION TO SPIRIT LAKE
Sec. 7wp. 0 Rg. Lot: 0000 Bldg: 004 Acres: .00
LOTS 12 THRU 18

SCHRAGE MICHAEL W & SMITH JENNIFER
9304 CLYE AVE
DULUTH MN 55808

VALUATION NOTICE
2023
2022 Values for Taxes Payable in

Property tax notices are delivered on the following schedule:
Valuation and Classification Notice

Step 1
Class: Residential-Homestead
Estimated Market Value: 232,900
Homestead Exclusion: 16,279
Taxable Market Value: 216,621
See details below

Step 2
2023 Proposed Tax: Coming November 2022

Step 3
Property Tax Statement
1st Half Term: Coming March 2023
2nd Half Term: Coming March 2023
Total Taxes Due in 2023:

The time to appeal or question your CLASSIFICATION or VALUATION is NOW!
It will be too late when proposed taxes are sent.

Your Property's Classification(s) and Values

	Taxes Payable in 2022 (2022 Assessment)	Taxes Payable in 2023 (2023 Assessment)
Classification(s)	Residential-Homestead	Residential-Homestead
Estimated Market Value (EMV)	211,500	232,900
Green Acres Value Deferral	0	0
Rural Preserve Value Deferral	0	0
Open Space Deferral	0	0
Platted Vacant Land Deferral	0	0
Exclusion for Veterans With Disabilities	0	0
Mold Damage Exclusion	0	0
Homestead Market Value Exclusion	18,203	16,279
Taxable Market Value (TMV)	193,295	216,621

The following values (if any) are reflected in your estimated and taxable market values:
New Improvement Value: 0

The classification(s) of your property affect the rate at which your value is taxed.

The following meetings are available to discuss or appeal your value and classification:
Local Board of Appeal and Equalization/Open Book
County Board of Appeal and Equalization Meeting

MAY 18, 2022 2:00 PM - "VIRTUAL MEETINGS"
MAKE APPOINTMENT IN ADVANCE. APPEAL INSTRUCTIONS:
DULUTHIAN GOVERNANCE/LBAE OR CALL 218-726-2304
APPEAL BY EMAIL: TREASURY@DULUTHIAN.GOV OR MAIL:
FINANCE DEPT, 411 W 1ST ST #120, DULUTH MN 55802.

LOCAL APPEAL REQUIRED PRIOR TO COUNTY APPEAL
2022 COUNTY BOARD OF APPEAL & EQUALIZATION DATES
6/16/22: 10am - 5pm Virtual & 6/22/22: 10am - 5pm In Person
-CALL 218-726-2304 FOR INFO/APPT - WRITTEN APPEALS TO:
CLERK OF CBAE @ 100 N 5th Ave W-4214, Duluth MN 55802.

QUESTIONS? For property in the City of Duluth,
your contact is the County Assessor's Office
Duluth Courthouse, Room 212; call (218) 726-2304, then dial 0

What Else Should You Know?

Your local units of government have proposed the amounts they will need to levy in 2024.

The following circumstances could change these amounts:

- Upcoming referenda
- Legal judgments
- Natural disasters
- Voter-approved levy limit increases, or
- Special assessments

Your county commissioners, school board, city council (if your property is located in a city with a population of at least 500), and metropolitan special taxing district will soon be holding meetings to discuss the 2024 budgets and proposed 2024 property taxes. (The school board will discuss the 2023 budget.) You are invited to attend these meetings to express your opinion.

Supplemental Budget Information - Proposed 2024 Taxes

How Can You Learn More?

The time to provide feedback on proposed levies is now.

You are invited to attend budget meetings to express your opinion.

Levy information is provided by the county, city, and school district. It compares two years for those jurisdictions. For more information, contact the county, city, or school district directly or visit their websites.

Levy amounts impact the taxes owed for your property. Additional factors that may impact your property tax amount include changes to taxable market value, improvements made to the property, and changes in special programs, such as the homestead market value exclusion.

Levy Information

Taxing Authority	2023 Actual	2024 Proposed	Percent Change
Spruce County	\$338,743,612	\$354,123,588	4.5%
City of Daffodil	\$11,481,450	\$12,615,350	9.9%
City of Dahlia	\$5,820,296	\$6,553,071	12.6%
City of Daisy	\$25,308,114	\$26,927,389	6.4%
City of Emerald	\$2,360,444	\$2,474,298	4.8%
City of Holly	\$950,351	\$1,010,172	6.3%
City of Juniper	\$4,479,291	\$4,785,770	6.8%
City of Laurel	\$3,761,410	\$4,244,790	12.9%
City of Olive	\$2,051,403	\$2,215,515	8.0%
City of Opal	\$24,369,853	\$25,963,885	6.5%
City of Spruceville	\$14,076,707	\$15,051,898	6.9%
City of Tulip	\$5,724,529	\$6,461,264	12.9%
City of Violet	\$5,793,870	\$6,195,499	6.9%
Daisy School District	\$30,350,240	\$27,440,145	-9.6%
Holly School District	\$38,291,058	\$40,749,495	6.4%
Laurel School District	\$24,171,980	\$25,211,575	4.3%
Opal School District	\$37,366,073	\$40,320,531	7.9%
Spruceville School District	\$132,473,350	\$133,792,608	0.8%

13

Calculation of Taxes

Complicated!

39 pages of levy calculations

40 different levy components

2 different property tax bases (RMV and NTC)

4 different funds (General, Community Service, Debt Service, OPEB Debt Service)

2 different truth in taxation categories (Voter Approved, Other)

14

Important Considerations

- The increase or decrease in levy does not correlate to the same increase or decrease in an individual taxpayers property taxes.
- Property valuation and property tax type will impact the calculation of their property taxes.
- The increase or decrease in levy does not correlate to the same increase or decrease in the district's total revenue.

15

Impact of Rising Valuations

Statewide average increase in residential property values have been more than 20%

Residential property values are increasing more than commercial or agricultural land

Increased valuations impact equalization calculations. Shifting funding from State aid to local property tax levy.

16

Share of Tax Liability

Property Classification	Market Value Share (2022 Assessment)	Share of Net Taxes (Payable in 2023)
Farms	16.7%	6.4%
Seasonal Rec Residential	4.1%	2.6%
Commercial and Industrial	12.8%	29.4%
Residential Homes	59.8%	54.2%
Other Residential	6.6%	7.6%

(Source: Jared Swanson House Legislative Analyst)



Referendum Picture

How does our district compare in Operating Referendum Revenue?

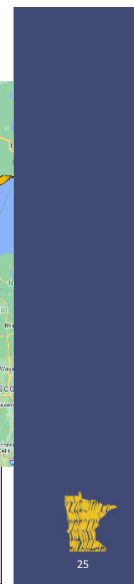
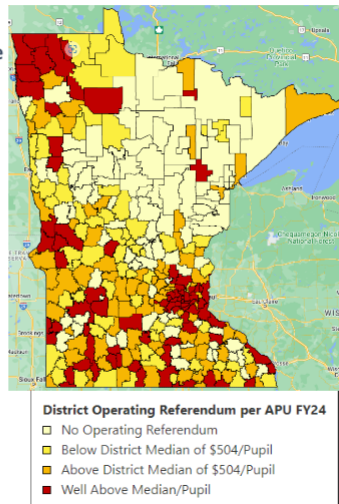
[MNREA Maps \(mreavoice.org\)](http://MNREA Maps (mreavoice.org))

Our District:
\$XXX per APU

Median district: \$504

Upper Quartile of Referendums >\$1038

94 districts: \$0





ISD #100 Wrenshull

Truth In Taxation

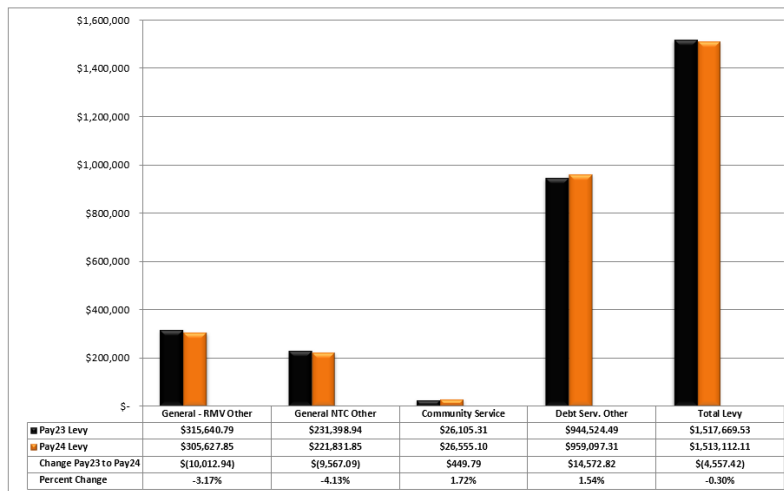
Payable 2024 Levy and Fiscal Year 2024 Budget

December 18, 2023

Wrenshull

ISD #100

Levy Comparison by Levy Category

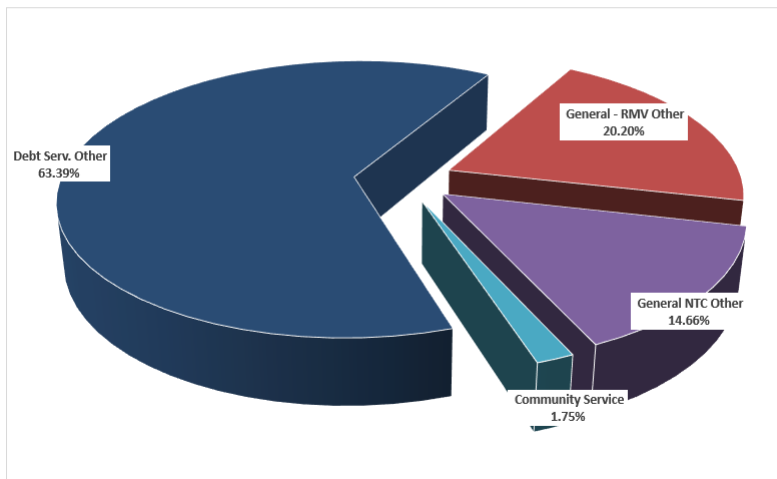


ISD #100 Wrenshall

Comparison of Actual Tax Levy Payable in 2023 to Proposed Levy Payable in 2024

Fund Levy Category	Actual Levy Payable in 2023	Proposed Levy Payable in 2024	\$ Change	% Change
General				
Local Optional Revenue	273,237.60	256,151.20	(17,086.40)	
Equity and Transition Revenue	68,446.20	64,183.74	(4,262.46)	
Operating Capital	41,105.15	49,052.00	7,946.85	
Q-Comp	35,052.33	31,860.01	(3,192.32)	
Reemployment	16,973.53	18,783.01	1,809.48	
Safe Schools	13,586.40	12,736.80	(849.60)	
Career Tech	29,785.00	32,025.00	2,240.00	
LTFM	67,667.76	57,297.00	(10,370.76)	
Lease	-	1,110.62	1,110.62	
Other	6,873.40	6,873.40	-	
Prior Year Adjustments	(5,687.64)	(2,613.08)	3,074.56	
Total General Fund	547,039.73	527,459.70	(19,580.03)	-3.6%
Community Service				
Community Education	15,390.47	17,102.80	1,712.33	
ECFE	10,171.33	9,814.32	(357.01)	
Other	134.74	151.76	17.02	
Prior Year Adjustments	408.67	(513.78)	(922.45)	
Total Community Service	26,105.21	26,555.10	449.89	1.7%
Debt Service				
Voter Approved	-	-	-	
Other	956,875.81	957,910.35	1,034.54	
Reduction for Debt Excess	(33,523.60)	-	33,523.60	
Prior Year Adjustments	21,172.28	1,186.96	(19,985.32)	
Total Debt Service	944,524.49	959,097.31	14,572.82	1.5%
Total Levy All Funds	1,517,669.43	1,513,112.11	(4,557.32)	-0.3%

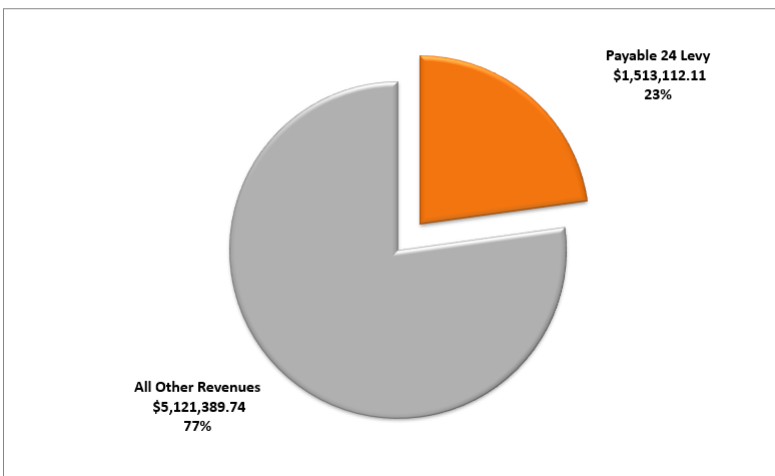
**Wrenshall
ISD #100
Payable 2024 Levy by Category**



Wrenshall ISD #100 2023-24 Budget

Fund		REVENUE	EXPENSE	Projected Surplus/(Deficit)
01	General Fund	\$ 4,913,475.35	\$ 4,570,612.45	\$ 342,862.90
02	Food Service Fund	\$ 204,147.02	\$ 214,235.02	\$ (10,088.00)
03	Transportation Fund	\$ 248,597.75	\$ 424,179.00	\$ (175,581.25)
04	Community Service Fund	\$ 138,156.14	\$ 149,245.00	\$ (11,088.86)
05	Capital Expenditure Fund	\$ 150,979.99	\$ 199,929.00	\$ (48,949.01)
07	Debt Redemption Fund	\$ 979,145.60	\$ 945,120.00	\$ 34,025.60
Total All Funds:		\$ 6,634,501.85	\$ 6,503,320.47	\$ 131,181.38

Wrenshall ISD #100 Payable 2024 Levy as a Component of Revenue Budget

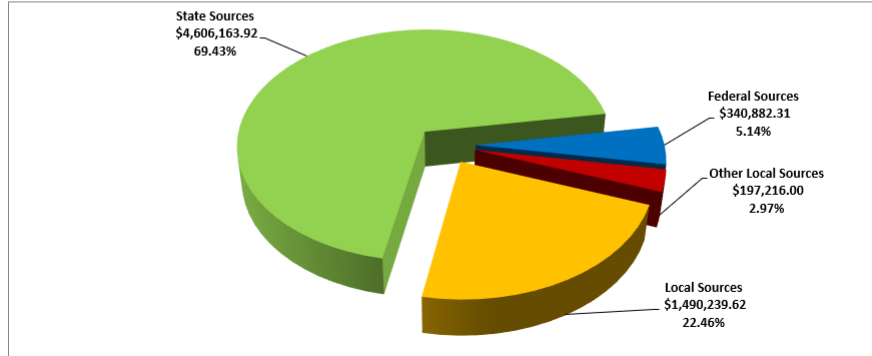


Wrenshall

ISD #100

2023-24 Revenues by Source

	REVENUE	% of Total Budget All Funds
Local Sources	\$ 1,490,239.62	22.46%
State Sources	\$ 4,606,163.92	69.43%
Federal Sources	\$ 340,882.31	5.14%
Other Local Sources	\$ 197,216.00	2.97%
Total Revenues All Funds	\$ 6,634,501.85	

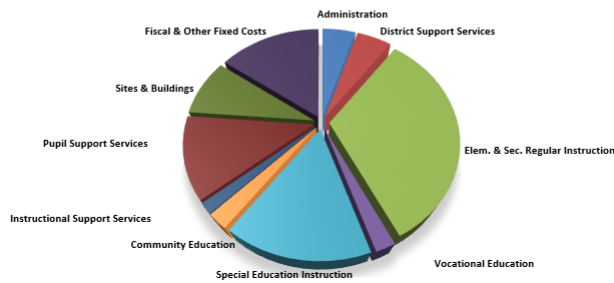


Wrenshall

ISD #100

2023-24 Expense by Program

	EXPENSE	% of Total Budget All Funds
Administration	\$ 320,796.00	4.93%
District Support Services	\$ 337,466.00	5.19%
Elem. & Sec. Regular Instruction	\$ 2,110,750.52	32.46%
Vocational Education	\$ 139,146.40	2.14%
Special Education Instruction	\$ 1,008,951.73	15.51%
Community Education	\$ 149,245.00	2.29%
Instructional Support Services	\$ 103,357.80	1.59%
Pupil Support Services	\$ 789,572.02	12.14%
Sites & Buildings	\$ 561,415.00	8.63%
Fiscal & Other Fixed Costs	\$ 982,620.00	15.11%
Total Expenses All Funds	\$ 6,503,320.47	

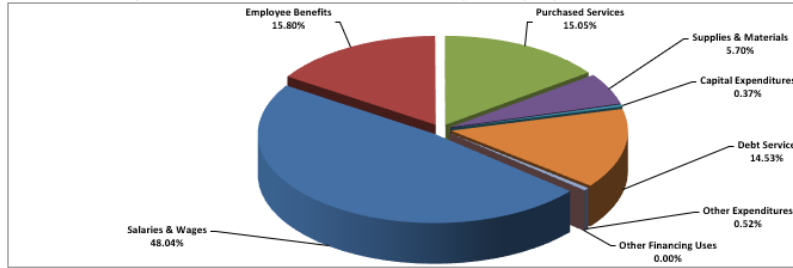


Wrenshall

ISD #100

2023-24 Expense by Area

	EXPENSE	% of Total Budget All Funds
Salaries & Wages	\$ 3,124,209.00	48.04%
Employee Benefits	\$ 1,027,428.39	15.80%
Purchased Services	\$ 978,590.18	15.05%
Supplies & Materials	\$ 370,530.15	5.70%
Capital Expenditures	\$ 23,887.75	0.37%
Debt Service	\$ 945,120.00	14.53%
Other Expenditures	\$ 33,555.00	0.52%
Other Financing Uses	\$ -	0.00%
Total Expenses All Funds	\$ 6,503,320.47	



27

Long-Term Debt

	Principal Balance 6/30/2022	Principal Paid	Interest Paid	Principal Balance 6/30/2023
\$9,240,000 G.O. Facilities Maintenance Bonds, Series 2020A	9,055,000.00	355,000.00	260,747.50	8,700,000.00
\$965,000 G.O. Facilities Maintenance Bonds, Series 2021A	965,000.00	60,000.00	15,873.00	905,000.00
\$3,670,000 G.O. Facilities Maintenance Bonds, Series 2021B	3,670,000.00	120,000.00	107,020.84	3,550,000.00
	<u>13,690,000.00</u>	<u>535,000.00</u>	<u>383,641.34</u>	<u>13,155,000.00</u>

Annual principal and interest payments required:

	Principal	Interest	Total
2024	600,000.00	340,120.00	940,120.00
2025	620,000.00	318,770.00	938,770.00
2026	645,000.00	297,210.00	942,210.00
2027	670,000.00	274,750.00	944,750.00
2028	690,000.00	251,340.00	941,340.00
2029-2033	3,710,000.00	983,770.00	4,693,770.00
2034-2038	3,870,000.00	553,368.00	4,423,368.00
2039-2041	2,350,000.00	105,725.00	2,455,725.00
	<u>13,155,000.00</u>	<u>3,125,053.00</u>	<u>16,280,053.00</u>

28

Any questions?

29

Next Steps

Validate and Certify the Final Levy

MDE Levy Certification System

Print certification page

Board clerk must sign (or superintendent)

Submit to both home county auditor and MDE

Must be completed by December 28, 2023

Complete the Certificate of Truth in Taxation Compliance

Submit to MN Revenue by December 28, 2023

30

Questions?

Jennifer Smith – Finance & Funding Specialist

jsmith@arcc.org

