



# LINCOLN COUNTY SCHOOL DISTRICT

Dr. Majalise Tolan  
Superintendent

District Office | Teaching & Learning Center  
1212 NE Fogarty Street, Newport, OR 97365  
PO Box 1110, Newport, OR 97365  
T 541-265-9211 | F 541-265-3059  
[www.lincoln.k12.or.us](http://www.lincoln.k12.or.us)

---

**LINCOLN COUNTY SCHOOL DISTRICT  
Board of Directors – Lincoln County School District Business Meeting of the  
Board  
Tuesday, February 10, 2026 - 6:30 PM  
Toledo Jr/Sr High  
1800 NE Sturdevant Rd  
Toledo, OR 97391**

## **Agenda**

1. Call to Order & Reading of Land Acknowledgment BG-2



# LINCOLN COUNTY SCHOOL DISTRICT

Dr. Majalise Tolan  
Superintendent

District Office | Teaching & Learning Center  
1212 NE Fogarty Street, Newport, OR 97365  
PO Box 1110, Newport, OR 97365  
T 541-265-9211 | F 541-265-3059  
[www.lincoln.k12.or.us](http://www.lincoln.k12.or.us)

## Lincoln County School District Equity Team Land Acknowledgement Statement

We ask that you take a moment to stop what you are doing, to listen to these words as we recognize the land that we currently inhabit. No matter where each of us is physically located in Lincoln County, we must understand that we are on traditional homelands and unceded territories of indigenous peoples. Where we live in Lincoln County, these are the ancestral homelands for the Confederated Tribes of Siletz Indians.

Lincoln County School District acknowledges the Confederated Tribes of Siletz Indians that consists of over 30 bands originating from Northern California to Southern Washington. The Confederated Tribes of Siletz Indians currently occupy and manage a mere fraction of their original 1855 1.1 million-acre Siletz coastal reservation that covered land in what is now Tillamook, Lincoln, Benton, Marion, and Coos Counties. We must remember the people of the Confederated Tribes of Siletz Indians are and will forever be the first stewards of this land, water, and fish.

We acknowledge and recognize the continued sovereignty of the Confederated Tribes of Siletz Indians and honor their ancestral homelands. We are committed to bringing awareness to their history and the existence of the Confederated Tribes of Siletz Indians since time immemorial.

2. Roll Call- Establishment of a quorum
3. Introductions
4. Communications
  - a. From the Audience (This time is reserved for public comment on topics published on the Board's agenda)
  - b. Recognition
    1. Classified Appreciation Proclamation BG-4



# LINCOLN COUNTY SCHOOL DISTRICT

Dr. Majalise Tolan  
Superintendent

District Office | Teaching & Learning Center  
1212 NE Fogarty Street, Newport, OR 97365  
PO Box 1110, Newport, OR 97365  
T 541-265-9211 | F 541-265-3059  
www.lincoln.k12.or.us

## Classified Appreciation Week

**WHEREAS**, the education of youth is essential to the future of our community, state, country and world;  
and

**WHEREAS**, classified employees are the backbone of our public education system; and

**WHEREAS**, classified employees work directly with students, educators, parents, volunteers, business partners and community members; and

**WHEREAS**, classified employees support the smooth operation of offices, the safety and maintenance of buildings and property, and the safe transportation, healthy nutrition and direct instruction of students;  
and

**WHEREAS**, our community depends upon and trusts classified employees to serve students; and

**WHEREAS**, classified employees, with their diverse talents and true dedication, nurture students throughout their school years.

**NOW, THEREFORE, BE IT RESOLVED** that the Lincoln County School District Board of Directors proclaims and recognizes that March 2, 2026, will be **CLASSIFIED EMPLOYEE APPRECIATION WEEK**;  
and


**BE IT FURTHER RESOLVED** that the Lincoln County School District Board of Directors strongly encourages all members of our community to join in this observance, recognizing the dedication and hard work of these individuals all year.

Adopted this 10th day of February, 2026.

Chair, Peter Vince, School District Board of Directors

Dr. Majalise Tolan, Superintendent

- c. LCEA Report BG-4
- 5. Consultant Reports/Staff Reports/Student Reports
  - a. Area Report BG-1



**Toledo Jr/Sr High School**

**February 10th, 2026**

**LCSD School Board Presentation**

# Board Goal: Connection



## Academics



*All students will achieve and stay engaged in learning so that each school will increase and maintain the percentage of students at or above benchmark by 5% each year ...*

MS: % of Students At or Above Grade Level via iReady		
	Reading	Math
<i>FINAL (24/25)</i>	22%	14%
Fall (25/26)	14%	7%
Winter (25/26)	20%	15%

% Level 3 or 4 for ELA via SBAC	
7 (24/25)	32.3
8 (24/25)	10.3
11 (24/25)	20.6
SBAC Interim, 9-11 Winter (25/26)	<b>IN PROGRESS</b>

# The How: Incorporating it via PLCs

Electives PLC: We are working to help students boost fluency, activate prior knowledge, and encourage reflection by designing and implementing quick writes.

Math/Science/SPED: We are working on increasing accurate use of academic vocabulary and using specific contextual evidence to support student reasoning in various writing practices (CER, quick writes, etc.).

ELA/SS/SPED: We are working on constructed response strategy (Restate, Answer, Cite Evidence, Explain / RACE), Tier 1 Vocabulary (Social Studies), and improving academic behaviors (SPED).





# The How: Our Building Commitments

We commit to using Structured Conversations in our classrooms daily (oracy leads to literacy).

We commit to writing in our classrooms daily, no matter the content area.



**Walkthrough  
Feedback Tracker**



**Instructional Coach &  
Teacher Led PD**




**AVID Leadership  
Team**



**PLCs**

**The How:  
Action  
Items**



**Rigor**

# Evidence

Period: 5 Date: 11/12

Question: What is the best type of icing to decorate cakes?

C - Claim: A statement or answer to a scientific question	E - Evidence: Data, facts, or observations that support the claim	R - Reasoning: An explanation that uses a scientific principle or rule to justify why the evidence supports the claim
I think the best type of icing to decorate cake is butter cream because it's thick which makes it easier to do designs & fully cover the cake.	An icing I would use is fondant. It is made of sugar, water, and gelatin that makes it into a dough-like consistency. I would use it as a coverage and detailed decorations.	One thing that went wrong was the ganache. When we put the ganache in as the filling the cake soaked it all up and became soggy. One thing I can do to prevent this from happening is to make sure the ganache is

Sugarcream shows team? Sure the ganache is →

Part Four: Outline for Literary Analysis Paper

### Introduction

Hook (the first sentence that is designed to grab the attention of your reader):  
 I was asked what's the role of women in The Odyssey, and the answer is there's multiple, so let's take a look at them. He used one to his advantage, created on his "wife" countless, so let's talk about it.

Introduce Story and Author with BRIEF (2-3 sentence) summary:  
 The story I will be talking about and who wrote about it is The Odyssey and Homer. The main focus is about the women in his story and how he uses them.

Thesis Statement (One sentence that sums up the answer to your question):  
 Ex. The Odyssey shows that loyalty can only go so far and is often less than expected; we can see this from the loyalty Odysseus has for his men, his wife, and his dog.

Sentence Frame:  
 The Odyssey shows that Odysseus is not because of (1) how he cheats on Penelope with (2) Calypso, and (3) Circe but, even though in his mind and heart Penelope is his one true love.

*Handwritten note:* They and usings women to get home


Use the provided paper to complete the warm up activity. Be ready to share with a partner.

One  
 What is one aspect of a good presentation poster? How do you intend to include this in your final poster by...

Pick one from the front and do the following:  
 To solve # \_\_, I used the \_\_\_\_\_ rule because...

Show your work and explain how you simplified the problem.

# Evidence



⦿	Insert a period
^	Insert a word
—	Delete (take out)
≡	Capitalize a letter
/	Change a capital letter to a lowercase letter
○	Fix the spelling
~	Reverse letters or words
¶	Indent paragraph

**Part 5: CER: Density of Materials Lab**

**Claim**  
 Make a statement that explains what you learned about density in relation to mass and volume of different types of matter.  
 (Your claim should be a complete sentence that includes all the vocabulary above.)  
 Density is the mass divided by the volume, and they make different types of matter.

**Evidence**  
 Use specific observations or measurements from your lab to support your claim.

- Include at least two pieces of data
- Refer to mass and volume
- Do not explain why yet

(Numbers, comparisons, or patterns you noticed belong here.)  
 In the graph, the volume stays the same (8), but when you weigh each cube they have different masses. ~~If you divide~~  
 for example, polars density is 0.89, and copper's density is 17.17. I found the density by dividing the mass by the volume. The volume stands for cm<sup>3</sup>, and the mass stands for each cube unit.

**Reasoning**  
 Explain how your evidence supports your claim using science ideas.

- Use the terms matter, mass, volume, and density
- Describe the relationship between mass and volume
- Explain what density tells us about different materials

Dividing mass by volume shows the amount of matter in each space. When you do this for different subjects, you get different density and matter.  
 ↑  
 and materials.

## Budget - Bell Ringer

Objective: Students will **write** a response to the following prompt using at least 2 words from the work bank. They will then **share** what they **wrote** with a **partner**. Students will be called on to **share** their written response with the class.

**After the budgeting activity what are some ideas you have about family planning? What do you think about if, when, and how many children you want to plan for, and why?**

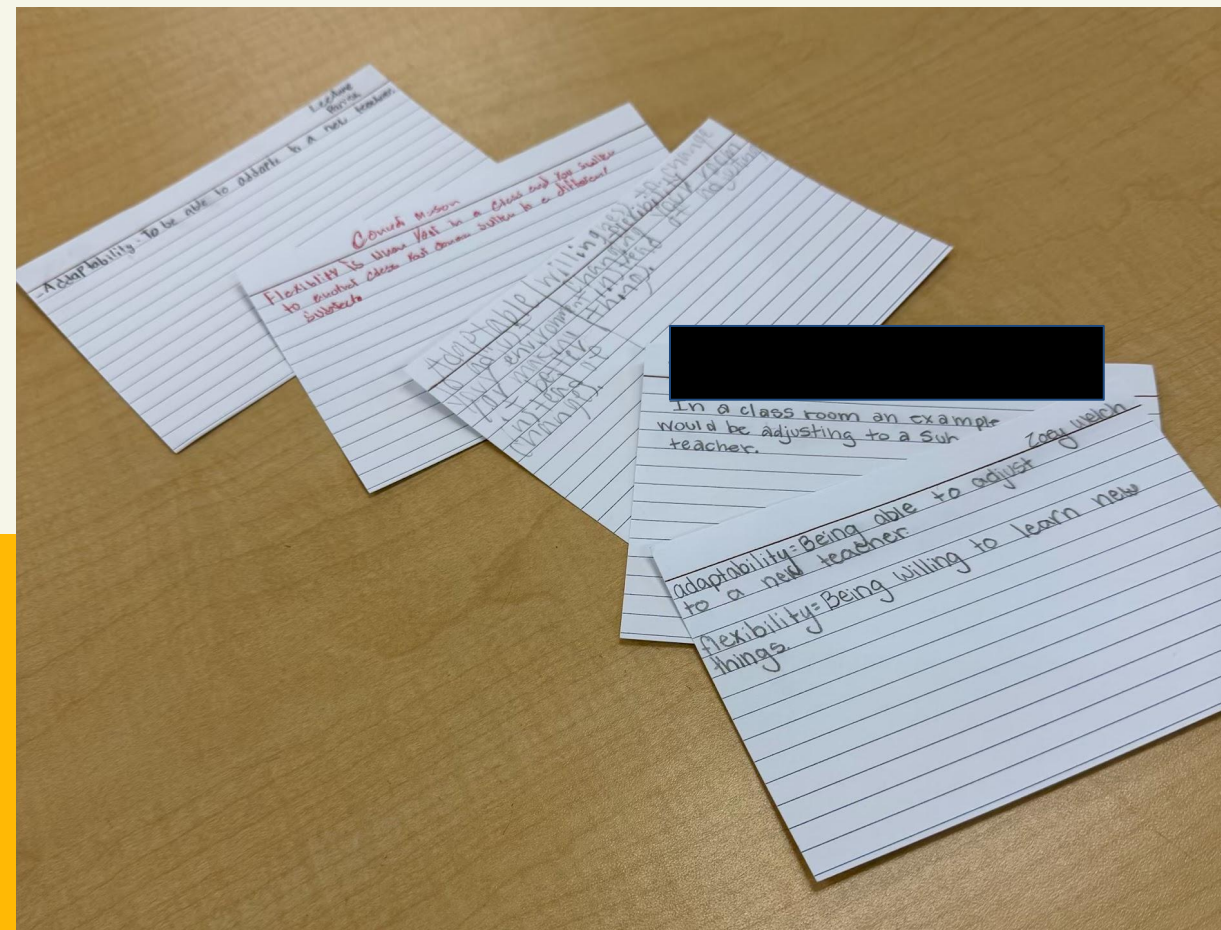
Write 3-5 sentences.

**Word Bank**

**expenses communicate determine partner security**

Sentence Frame:  
**After budgeting I am planning to \_\_\_\_\_ so I can \_\_\_\_\_. An example of this is \_\_\_\_\_. Another reason I am planning this is \_\_\_\_\_.**

# Evidence



**Part 5: CER: Density of Materials Lab**

**Claim**

Make a statement that explains what you learned about density in relation to mass and volume of different types of matter.

(Your claim should be a complete sentence that includes all the vocabulary above.)

I learned that density can be calculated to find out the material of the object.

**Evidence**

Use specific observations or measurements from your lab to support your claim.

- Include at least two pieces of data 1) I divided the mass of <sup>the</sup> aluminum <sup>cube</sup> by the volume of it to find the density and it matched the given density in the table.
- Refer to mass and volume
- Do not explain why yet 2) I did the same with the steel cube and the densities matched up again.

(Numbers, comparisons, or patterns you noticed belong here.)

**Reasoning**

Explain how your evidence supports your claim using science ideas.

- Use the terms matter, mass, volume, and density
- Describe the relationship between mass and volume
- Explain what density tells us about different materials

This is how I know that density can be calculated by dividing mass by volume to find the material of an object. Even if the volume or amount of matter changes, the density stays the same.

p44 12/5 Ding Ding

① Alice spent \$20 at the store on 5 boxes of cereal. How much did each box cost?  $b = \text{cost per box}$

\* Each box costs \$4.00.

$\$20 = 5 \cdot (b)$  OR  $\$20 = 5b$

STEM: I found the cost of each box of cereal by \_\_\_\_\_.

- Refocus Station
- 6.1 Notes/WS
- Spin

Date: 1-16-20

Warm Up

One aspect of a good presentation poster is to have big bold letters and understandable handwriting.

I ~~intend~~ intend to include this in my final poster ~~by~~ by getting help from a partner and an opinion from a couple of different people.

# Evidence

3rd period

3. Three things I learned are Phonics, High-Frequency words, and Vocabulary

2. Two things I know are decoding written words and Comprehension Literature

1. One thing I wonder is I need to do better at understanding informational text.

---

3. I learned how to spell and pronounce words correctly, how to create sentences, and rephrase sentences into my own words.

2. I know high-frequency words and Phonics.

---

1. I wonder about what I'm going to learn next.

ELA

3 things I learned:

- Root words
- Prefixes and suffixes
- Mean and tone

2 things I already knew:

- High-frequency words
- Phonics

1 thing I wonder:

- How can I do better on the next diagnostic?



Summary

Write a 4-5 sentence draft of an email to your supervisor asking for a day off work. Fill in all lines appropriately.

To: Pearce

Subject: Why I need a day off of work.

CC: gibble

I think that I deserve a day off of work. I believe this because I have done all of my work, I do my work correctly, I am organized, and I listen to you when I speak. I also make sure everyone is on task and getting their work done. The reason I would like a day off of work is because I am getting sick and I don't want to get my <sup>co-workers</sup> in the workplace sick. Because then we would get less work done. This is why I need a day off of work.

Sincerely,  
Gibble (your co-worker)

5/5

Body Paragraphs:		
Body Paragraph One	Body Paragraph Two	Body Paragraph Three
<p><b>Topic Statement:</b> First I let's talk about Odysseus and Calypso</p> <p><b>Quote/Evidence:</b> "you would stay here and guard this house, and be immortal - though you would like her, that bride for whom you pine for every day."</p> <p><b>Explanation of Evidence:</b> (how does it prove your answer?) It shows that even though Calypso is immortal and beautiful, Odysseus still wants people.</p> <p><b>Transition:</b> Sentence Frame:</p> <p>Penelope is not the only reason this is true - we can also see it in his desire to go home but him using Calypso.</p>	<p><b>Topic Statement:</b> NOW let's see how he uses Circe</p> <p><b>Quote/Evidence:</b> "Circe persuades Odysseus to stay with her, then Odysseus shares her meat and wine, and she restores his heart but after many seasons of feasting on such a feast, pleases Odysseus and his men"</p> <p><b>Explanation of Evidence:</b> (how does it prove your answer?) This proves that Odysseus uses Circe to get home.</p> <p><b>Transition:</b> Sentence Frame:</p> <p>This is also shown in the example of his sleeping with Circe and cheating on Penelope once again.</p>	<p><b>Topic Statement:</b> Finally it's time to talk about why he wants to go home</p> <p><b>Quote/Evidence:</b> "wasted with longing for Odysseus while here they press for marriage"</p> <p><b>Explanation of Evidence:</b> (how does it prove your answer?) It shows that Odysseus spent his time trying to go home to Penelope.</p> <p><b>Transition:</b> Sentence Frame:</p> <p>This may be the most important reason why he tries to get home.</p>

Name \_\_\_\_\_ Date \_\_\_\_\_ Period: \_\_\_\_\_

**Instructions:** Read the prompt. Independently write as much as you can for 5 minutes. Please pay attention to spelling, grammar, and sentence structure.

**Prompt:** Today, you are in charge of your group. Derek hands you a recipe that you have never made before. Describe how you would complete the recipe with your group as the head chef.

\_\_\_\_\_

\_\_\_\_\_

\_\_\_\_\_

\_\_\_\_\_

\_\_\_\_\_

# Evidence

3-2-1

Name: \_\_\_\_\_

**3 Strengths I Have**  
 List three things you did well or skills you are proud of this semester. Write one in each space below:

- \_\_\_\_\_
- \_\_\_\_\_
- \_\_\_\_\_

**2 Things I Struggled With**  
 Think about two areas where you faced challenges or things you want to improve. Write them here:

- \_\_\_\_\_
- \_\_\_\_\_

**1 New Goal for Next Semester**  
 Set a goal that will help you grow next semester. Be specific!

\_\_\_\_\_

Take your time to reflect honestly. Your answers will help you recognize your strengths and set a clear goal for the future!

Conclusion:

Restate Thesis Statement using different sentence structure:  
 Sentence Frame: In conclusion,  
every single woman has their own purpose but are also needed.

Review the three pieces of evidence: he slept with Calypso for years but was held there, so when he could leave to go home he did. Then he slept with Circe to beg her to help him get home. Also Penelope was why he was so desired to go home.

Final Sentence: (Wrap it all up. Do not introduce a new topic but keep everything focused on what you've already said.)  
Lastly, this all shows the women's role is what shaped the story. Calypso and Circe helped him get home and Penelope was why he was so desired to get home.

**Calculating American War Production During WWII**

On the back page you have two charts. One showing US production of planes in WWII. And the second calculating how many items of various military importance were produced every month.

Step 1: Chart each country on the line graph using a different color for each.  
 Step 2: Calculate each item in the 2nd chart showing how many different military items were made per month.  
 Step 3: Answer the questions below using the information on the charts and by accessing prior knowledge in your notes or personal understanding of WW2.

- Using the line graph information on plane production, explain how many years of the war that the United States out-produced or matched every other country combined on the chart.  
The US outproduced everyone for 3 years.
- You would think in a war that production would eventually slow down for a number of reasons. What advantages did the United States have over these other countries that allowed the US to always increase production?  
The United States were not being attacked throughout the war, so we were producing things undisturbed.
- In your reading yesterday there is a quote from president Franklin Roosevelt that says, "Powerful enemies must be out-fought and out-produced." What do you think Roosevelt meant by this statement and what does the information on these charts suggest about it?  
This means FDR believes that the war should be fought industrially, and in person.
- The first chart shows American superiority in production of planes. Assuming production numbers for all items in chart 2 are similar to the plane numbers. How does chart 2 explain how America was able to win the war against the Nazi's and Japan?  
Because of how many military vehicles we made and how little the other countries made.



# Writing in Action

---



**Janice Venture**

Middle School Science  
Dungeons and Dragons Club Advisor  
Senior Homeroom Advisor  
*"My classroom is full of plants, but there are no plants inside my house."*



**Cain Worden**

Middle Schooler  
Shop Club Member  
Sports Enthusiast  
*"I value doing well on my work in school, and I am <sup>16</sup> proud of my 4.0."*



**Kacey Bauman**

Middle Schooler  
Rock Painting Club Member  
Sports Enthusiast  
*"I really like free drawing."*

Warm up!

Use the provided paper to complete the warm up activity. Be ready to share with a partner.

Explain how a non-Newtonian fluid, like oobleck, can be described as both a solid and a liquid.

Word bank: rigid, volume, noncompressible, flow



# Thank you! We look forward to continued growth!



- b. Financial Report BG-3
  - 1. Monthly Financial Report

**General Fund Revenue & Expenditure Summary (Unaudited)**

**Fiscal Year 2025-26**

**Year To Date Transactions as of January 31, 2026 - UNAUDITED**

	Period 1 Actual July '25	Period 2 Actual Aug '25	Period 3 Actual Sept '25	Period 4 Actual Oct '25	Period 5 Actual Nov '25	Period 6 Actual Dec '25	Period 7 Actual Jan '26	Period 8 Projected Feb '26	Period 9 Projected March '26	Period 10 Projected April '26	Period 11 Projected May '26	Period 12 Projected June '26	Period 13 Projected July '26	Projected 2025-26 Totals	Adopted 2025-26 BUDGET	Year-To-Date 2025-26 Actuals	YTD Diff Budget vs. Projected	% of Budget
<b>REVENUES</b>																		
<b>LOCAL SOURCES:</b>																		
Current year's levy					37,845,135	3,204,429	1,456,668	293,570	2,361,748	165,252	173,936	1,180,286	512,633	47,193,658 *	46,319,020	42,799,802	874,638	92%
Prior years' taxes		171,229	139,791	86,762	61,844	111,207	85,018	36,348	60,119		36,228	108,326	26,528	923,399 *	805,000	692,198	118,399	86%
Interest on Investments	90,611	92,604	86,620	76,655	101,808	162,039	112,948	86,701	81,665	60,400	63,910	94,442	30,061	1,140,464	805,515	809,986	334,949	101%
Fees Charged to Grants				16,972	26,917	21,957	18,795	22,862	28,694	42,995	26,897	143,396	76,979	426,463	439,247	107,502	(12,784)	24%
Rentals										1,273		1,869	496	3,637	10,000	-	(6,363)	0%
Contributions														0		-	-	#DIV/0!
Other Local Income	25,383	(10,706)	689	29,289	99,993	27,636	168,509	43,783	79,833	88,556	105,884	130,580	359,596	1,149,024	1,169,587	384,576	(20,563)	33%
<b>INTERMEDIATE SOURCES:</b>																		
ESD - Severe Disab Support						230,542								230,542	246,000	230,542	(15,458)	94%
County School Fund					217,014							180,125		397,139 *	300,000	217,014	97,139	72%
Other, Hvy Eq Rent Tax, etc		1,250			78		1,557							2,885		2,885	2,885	#DIV/0!
<b>STATE SOURCES:</b>																		
SSF- Current Year	3,696,772	1,847,277	1,847,277	1,844,295	1,844,295	1,901,395	1,901,395	1,901,395	1,876,395	1,901,395	1,901,395			22,463,286	22,621,328	16,784,101	(158,042)	74%
SSF- Prior Year														0		-	-	#DIV/0!
Common School Fund								102,784	147,959	113,457			136,070	500,270 *	658,590	102,784	(158,320)	16%
State Timber				347,013								277,429		624,442 *	500,000	347,013	124,442	69%
Unrstd Grants, HCD, Wildfire											200,000			200,000	200,000	-	-	0%
<b>FEDERAL SOURCES:</b>																		
Federal Forest Fees														0		-	-	#DIV/0!
Foster Care Transp Reimb													50,000	50,000	50,000	-	-	0%
<b>OTHER RESOURCES:</b>																		
Interfund Transfer														0		-	-	#DIV/0!
Sale of Assets/Ins Proceeds			597											597		597	597	#DIV/0!
Beginning Fund Balance	15,192,860													15,192,860	13,924,568	15,192,860	1,268,292	109%
<b>Total Monthly Revenues</b>	<b>19,005,627</b>	<b>2,101,654</b>	<b>2,074,974</b>	<b>2,053,973</b>	<b>40,544,097</b>	<b>5,659,204</b>	<b>3,744,889</b>	<b>2,487,442</b>	<b>4,636,413</b>	<b>2,373,327</b>	<b>2,508,250</b>	<b>2,116,453</b>	<b>1,192,363</b>	<b>90,498,667</b>	<b>88,048,855</b>	<b>77,671,859</b>	<b>2,449,812</b>	<b>88%</b>
<b>CUMULATIVE RESOURCES</b>	<b>19,005,627</b>	<b>21,107,281</b>	<b>23,182,254</b>	<b>25,236,227</b>	<b>65,780,324</b>	<b>71,439,528</b>	<b>75,184,417</b>	<b>77,671,859</b>	<b>82,308,273</b>	<b>84,681,600</b>	<b>87,189,850</b>	<b>89,306,303</b>	<b>90,498,667</b>					

<b>EXPENDITURES</b>																		
Salaries (100)	588,666	773,418	2,891,098	2,977,434	3,121,415	2,929,035	2,970,046	3,029,685	2,921,568	2,872,430	3,071,529	7,071,825		35,218,148	35,239,168	19,280,796	(21,020)	55%
Employee benefits (200)	248,053	326,424	1,359,103	1,502,753	1,397,936	1,371,486	1,384,970	1,561,806	1,553,336	1,552,980	1,598,304	3,900,970		17,758,120	18,640,916	9,152,531	(882,796)	49%
Purchased services (300)	1,318,821	905,005	1,134,622	1,913,800	1,670,961	1,534,895	1,386,778	1,601,584	1,662,467	1,722,361	2,096,199	2,033,350	580,091	19,560,934	19,916,806	11,466,466	(355,872)	58%
Supplies (400)	102,433	204,326	281,184	123,145	83,318	86,708	115,027	100,668	88,951	161,260	184,751	274,066	205,885	2,011,722	2,114,981	1,096,810	(103,259)	52%
Capital outlay (500)								4,983	3,759	24,509	24,132	36,486	9,830	103,700	204,580	4,983	(100,880)	2%
Insurance/Other (600)	1,204,466	4,428	33,646	35,418	1,723	3,045	18,173	5,446	6,134	9,732	41,954	28,605	31,166	1,423,935	1,387,759	1,306,345	36,176	94%
Interfund Transfers (700)												1,345,198		1,345,198	1,345,198	-	-	0%
Contingency (800)														0	3,750,000	-	(3,750,000)	0%
Unappropriated Funds (800)														0	5,449,457	-	(5,449,457)	0%
<b>Total Monthly Expenditures</b>	<b>3,462,439</b>	<b>2,213,601</b>	<b>5,699,654</b>	<b>6,552,550</b>	<b>6,275,353</b>	<b>5,925,170</b>	<b>5,874,994</b>	<b>6,304,171</b>	<b>6,236,215</b>	<b>6,343,271</b>	<b>7,016,867</b>	<b>14,690,501</b>	<b>826,972</b>	<b>77,421,758</b>	<b>88,048,865</b>	<b>42,307,931</b>	<b>(10,627,107)</b>	<b>48%</b>
<b>CUMULATIVE EXPENDITURES</b>	<b>3,462,439</b>	<b>5,676,040</b>	<b>11,375,694</b>	<b>17,928,244</b>	<b>24,203,597</b>	<b>30,128,766</b>	<b>36,003,760</b>	<b>42,307,931</b>	<b>48,544,146</b>	<b>54,887,418</b>	<b>61,904,285</b>	<b>76,594,786</b>	<b>77,421,758</b>					
<b>Month-end Fund Balance</b>	<b>15,543,188</b>	<b>15,431,240</b>	<b>11,806,560</b>	<b>7,307,983</b>	<b>41,576,727</b>	<b>41,310,762</b>	<b>39,180,657</b>	<b>35,363,928</b>	<b>33,764,126</b>	<b>29,794,183</b>	<b>25,285,565</b>	<b>12,711,517</b>	<b>13,076,909</b>	<b>13,076,909</b>				<b>35,363,928</b>

**Revenue Assumptions:**

Projection amounts based on Adopted Budget and avg % received during same time period over past 8 years

\* Local Revenue - Projected **49,638,907**

Local Revenue included in 3/3/25 SSF Estimate 48,582,610

Estimated 2024/25 SSF Adjustment (May 2026)

(1,056,298) Depends on Actual Local Revenue at Yr End

Anticipated Ending Fund Balance **12,020,611**

Less Unappropriated Ending Fund Balance (7% Required) & Contingency (9,199,457)

Less Estimated Building Ending Fund Balance for use in 2025-26 (1,000,228)

**Excess Ending Fund Balance 1,820,926**

Expenditure Assumptions:	Monthly ADMr - Prior Years						Monthly ADMr	YTD ADMr	Yr to Yr Diff	Budgeted	YTD Budget Diff	
	2019-20	2020-21	2021-22	2022-23	2023-24	2024-25						
Projection amounts based on Adopted Budget and avg % expended during same time period over past 8 years	5,567.9	4,892.4	5,163.5	5,095.5	4,959.1	4,775.6	September	4,641.8	4,641.8	(133.8)	4,536.5	105.3
	5,586.5	4,945.8	5,189.8	5,111.6	4,984.2	4,767.7	October	4,643.9	4,641.6	(123.8)		105.1
Prior Period Adjustments - payroll adjusted due to correcting F/M staff wages & benefits to bond fund for bond projects.	5,596.7	4,968.0	5,191.8	5,109.0	4,974.9	4,757.7	November	4,626.9	4,624.2	(130.8)		87.7
	5,585.9	5,089.1	5,192.9	5,098.5	4,961.0	4,746.6	December	4,609.3	4,631.3	(137.3)		94.8
	5,577.6	5,054.0	5,184.1	5,095.4	4,945.4	4,726.8	January	4,610.4	4,626.1	(116.4)		89.6
	<b>5,569.1</b>	5,052.3	5,180.8	5,103.0	4,935.4	4,716.6	February					
COVID-19		5,048.6	5,170.4	5,101.0	4,911.4	4,709.8	March					
ADM Frozen		5,048.6	5,167.2	5,097.6	4,872.3	4,700.5	April					
2nd Qtr (Dec)		5,049.0	5,157.0	5,093.8	4,859.1	4,690.4	May					
		5,090.2	5,122.6	5,007.0	4,833.5	4,618.9	June					
		5,090.2	5,122.6	5,072.2	4,916.2	4,687.2	June YTD					
Difference		(478.90)	32.40	(50.40)	(155.96)	(229.04)						

**Lincoln County School District**  
**2025-26 Monthly Comparison - General Fund Projected to Actual**  
**January 2026**

REVENUES	Projected**	Actual	Actual Compared to Projected	Comments
<b>LOCAL SOURCES:</b>				
Current year's levy	582,030	1,456,668	874,638	*
Prior years' taxes	35,009	85,018	50,009	*
Interest on Investments	95,836	112,948	17,112	Varies based on expense/timing
Fees Charged to Grants	35,628	18,795	(16,833)	
Rentals	2,121		(2,121)	
Contributions			-	
Other Local Income	78,640	168,509	89,868	
<b>INTERMEDIATE SOURCES:</b>				
ESD - Severe Disability Support			-	
County School Fund			-	*
Other, Hvy Eq Rent Tax, etc		1,557	1,557	
<b>STATE SOURCES:</b>				
SSF- Current Year	1,844,295	1,901,395	57,100	* ODE Mid Year Adjustment
SSF- Prior Year			-	*
Common School Fund			-	*
State Timber			-	*
Unrestricted Grants			-	*
<b>FEDERAL SOURCES:</b>				
Federal Forest Fees			-	
Foster Care Transport Reimb			-	
<b>OTHER RESOURCES:</b>				
Interfund Transfer			-	
Sale of Assets/Ins Proceeds			-	
Beginning Fund Balance			-	
<b>Total Monthly Revenue</b>	<b>2,673,559</b>	<b>3,744,889</b>	<b>1,071,330</b>	
<b>EXPENDITURES</b>				
Salaries (100)	2,913,103	2,970,046	56,943	Add'l 2% Licensed COLA
Employee benefits (200)	1,539,259	1,384,970	(154,289)	
Purchased services (300)	1,691,000	1,386,778	(304,223)	
Supplies (400)	107,849	115,027	7,178	
Capital outlay (500)			-	
Insurance/Other (600)	13,796	18,173	4,378	
Interfund Transfers (700)			-	
Contingency (800)				
Unappropriated Funds (800)				
<b>Total Monthly Expenditures</b>	<b>6,265,007</b>	<b>5,874,994</b>	<b>(390,014)</b>	

\*Indicates SSF formula revenue -- excesses are returned to the State

\*\* Projections based on budget and average % received/expended during same time period over past 7 years. Updated 12/4/25

**Lincoln County School District  
2025-26 General Fund - Purchased Services Monthly Comparison  
January 2026**

	July	Aug	Sept	Oct	Nov	Dec	Jan	Feb	March	April	May	June	YTD Total
Prof Instruction Svcs	400	988	29,919	73,764	62,803	47,616	52,822						268,313
Cleaning Services	195,560	195,560	195,560	195,560	195,560	195,560							1,173,363
Repairs & Maint	45,180	59,774	28,638	24,319	10,191	17,292	29,105						214,499
Rentals	1,615	29,368	1,615	8,440	2,403	4,638	3,077						51,156
Utilities	134	36,667	115,382	120,757	137,600	159,969	182,761						753,271
Transportation	77	3,668	199,468	B 874,441	681,519	508,716	519,057						2,786,946
Travel	1,862	7,149	756	4,138	8,368	3,163	3,730						29,167
Telephone		8,522	4,330	12,695	4,688	9,663	17,195						57,093
Postage	2,042	1,529	3,515	3,879	2,176	5,719	2,060						20,921
Advertising	115	15											130
Printing & Binding	4,147	4,956	15,655	12,375	10,503	7,273	13,012						67,922
Data Lines		390	300	492	195	127	231						1,736
Charter School Pmts	1,027,152	513,577	513,577	513,577	513,577	513,577	513,577						4,108,614
Tuition		33,166	33,166	32,096	33,166	32,096	33,166						196,854
Audit Services				15,000			2,925						17,925
Legal Services		300	1,476	19,976	6,974	4,082	4,030						36,837
Architect/Engr Svcs				1,065	400								1,465
Neg/Labor Consltg							1,630						1,630
Managemnt Svcs						23,276							23,276
Data/Tech Svcs													-
Election Services													-
Other Gen Prof Svcs	40,537	9,375	112	1,227	838	2,127	8,400						62,615
<b>Total</b>	<b>1,318,821</b>	<b>905,005</b>	<b>1,143,470</b>	<b>1,913,800</b>	<b>1,670,961</b>	<b>1,534,895</b>	<b>1,386,778</b>	-	-	-	-	-	<b>9,873,730</b>

**For Reference Only:**

Less Transportation	(77)	(3,668)	(199,468)	(874,441)	(681,519)	(508,716)	(519,057)	-	-	-	-	-	-
Charter Sch Pmts	(1,027,152)	(513,577)	(513,577)	(513,577)	(513,577)	(513,577)	(513,577)	-	-	-	-	-	-

<b>Purchased Services</b>	<b>291,593</b>	<b>387,760</b>	<b>430,425</b>	<b>525,782</b>	<b>475,865</b>	<b>512,602</b>	<b>354,144</b>	-	-	-	-	-	<b>A</b>
---------------------------	----------------	----------------	----------------	----------------	----------------	----------------	----------------	---	---	---	---	---	----------

**Notes:**

A: Removing Transportation & Charter Payments with their irregular payment patterns from the totals smooths the monthly totals for comparison purposes. For Reference Only.

B: Includes July - Sept Invoices with Fixed Costs

Updated figure - billing adjustment

**LINCOLN COUNTY SCHOOL DISTRICT**

	<u>Budget</u>	<u>Encumb'd</u>	<u>YTD Actual</u>	<u>Remaining</u>
<b>Special Revenues &amp; Grants (200-285 &amp; 900-994)</b>				
Revenues:				
Local	2,644,752		885,837	1,758,916
Intermediate				
State	4,893,625		839,959	4,053,666
Federal	8,116,673		1,916,174	6,200,499
Beg. Fund Balance *	2,946,543		2,830,894	115,649
<b>Total Revenues</b>	<b>18,601,593</b>		<b>6,472,864</b>	<b>12,128,729</b>
Expenditures:				
Instruction	5,500,037	1,895,944	1,576,244	2,027,849
Support Services	8,397,531	1,009,273	1,734,827	5,653,430
Enterprise	854,442	76,389	154,784	623,269
Facilities Acq & Const	3,849,584	244,321	116,879	3,488,384
End Fund Bal/Tfrs				0
<b>Total Expenditures</b>	<b>18,601,593</b>	<b>3,225,926</b>	<b>3,582,734</b>	<b>11,792,932</b>
<b>Fund Balance</b>			<b>2,890,130</b>	<b>***</b>
<b>Indigenous Peoples (286)</b>				
Revenues:				
Local				
Fund Tfrs/Asset Sales				0
Beg. Fund Balance*	86,279		186,279	(100,000)
<b>Total Revenues</b>	<b>86,279</b>	<b>0</b>	<b>186,279</b>	<b>(100,000)</b>
Expenditures:				
Instruction	86,279	7,019	1,003	78,258
Support Services				0
End Fund Balance				0
<b>Total Expenditures</b>	<b>86,279</b>	<b>7,019</b>	<b>1,003</b>	<b>78,258</b>
<b>Fund Balance</b>			<b>185,276</b>	
Less Encumbered			7,019	
<b>Available for Expenditure</b>			<b>178,258</b>	
<b>Musical Instruments (287)</b>				
Revenues:				
Transfers				0
Beg. Fund Balance*	433,661		533,656	(99,995)
<b>Total Revenues</b>	<b>433,661</b>		<b>533,656</b>	<b>(99,995)</b>
Expenditures:				
Instruction	393,000			393,000
Support Services	40,661			40,661
End Fund Balance				0
<b>Total Expenditures</b>	<b>433,661</b>	<b>0</b>	<b>0</b>	<b>433,661</b>
<b>Fund Balance</b>			<b>533,656</b>	
Less Encumbered			0	
<b>Available for Expenditure</b>			<b>533,656</b>	

**2025-26 SPECIAL REVENUE FUNDS FINANCIAL STATEMENTS As of January 31, 2026 - UNAUDITED**

	<u>Budget</u>	<u>Encumb'd</u>	<u>YTD Actual</u>	<u>Remaining</u>
<b>Pre-School Promise (288)</b>				
Revenues:				
State	596,080		172,664	423,416
Beg. Fund Balance*			0	0
<b>Total Revenues</b>	<b>596,080</b>		<b>172,664</b>	<b>423,416</b>
Expenditures:				
Instruction	525,968	223,565	198,828	103,575
Support Services	50,996	30,046	20,367	584
Enterprise	19,116			19,116
Facilities Acq & Const				
End Fund Balance				
<b>Total Expenditures</b>	<b>596,080</b>	<b>253,611</b>	<b>219,194</b>	<b>123,275</b>
<b>Fund Balance</b>			<b>(46,530)</b>	<b>***</b>
<b>Student Investment Account (289/989)</b>				
Revenues:				
State	5,037,550		1,421,228	3,616,321
Beg. Fund Balance*				0
<b>Total Revenues</b>	<b>5,037,550</b>		<b>1,421,228</b>	<b>3,616,321</b>
Expenditures:				
Instruction	2,541,627	1,264,781	950,154	326,691
Support Services	2,231,186	1,345,332	904,090	(18,236)
Enterprise	264,736		245,160	19,576
Facilities Acq & Const				0
End Fund Balance				
<b>Total Expenditures</b>	<b>5,037,550</b>	<b>2,610,113</b>	<b>2,099,404</b>	<b>328,032</b>
<b>Fund Balance</b>			<b>(678,176)</b>	<b>***</b>
<b>Curriculum (290)</b>				
Revenues:				
Local	80,000		116,932	(36,932)
Transfers	500,000			500,000
Beg. Fund Balance*	5,440,952		4,908,824	532,128
<b>Total Revenues</b>	<b>6,020,952</b>		<b>5,025,756</b>	<b>995,196</b>
Expenditures:				
Instruction	1,098,000		578,648	519,352
Support Services				0
Contingency	4,922,952			4,922,952
End Fund Balance				
<b>Total Expenditures</b>	<b>6,020,952</b>	<b>0</b>	<b>578,648</b>	<b>5,442,304</b>
<b>Fund Balance</b>			<b>4,447,107</b>	
Less Encumbered			0	
<b>Available for Expenditure</b>			<b>4,447,107</b>	

	<u>Budget</u>	<u>Encumb'd</u>	<u>YTD Actual</u>	<u>Remaining</u>
<b>Small Schools Grant (291) WHS &amp; Toledo Jr/Sr HS</b>				
Revenues:				
Local			4,341	(4,341)
State	72,519			72,519
Beg. Fund Balance *	205,142		172,991	32,151
<b>Total Revenues</b>	<b>277,661</b>		<b>177,332</b>	<b>100,329</b>
Expenditures:				
Instruction	180,216	7,760	13,493	158,963
Support Services	24,926		9,254	15,672
Enterprise				0
Facilities Acq & Const				
Conting/End Fund Bal	72,519			72,519
<b>Total Expenditures</b>	<b>277,661</b>	<b>7,760</b>	<b>22,747</b>	<b>247,154</b>
<b>Fund Balance</b>			<b>154,585</b>	
Less Encumbered			7,760	
<b>Available for Expenditure</b>			<b>146,825</b>	
<b>High School Success (292)</b>				
Revenues:				
State	1,534,608		1,150,956	383,652
Beg. Fund Balance *				0
<b>Total Revenues</b>	<b>1,534,608</b>		<b>1,150,956</b>	<b>383,652</b>
Expenditures:				
Instruction	812,675	379,278	305,141	128,256
Support Services	721,933	163,091	197,590	361,252
Facilities Acq & Const				0
End Fund Balance				
<b>Total Expenditures</b>	<b>1,534,608</b>	<b>542,369</b>	<b>502,732</b>	<b>489,508</b>
<b>Fund Balance</b>			<b>648,224</b>	<b>***</b>
<b>Building Maintenance (293)</b>				
Revenues:				
Local	50,000		60,020	(10,020)
Federal				
Fund Tfrs/Asset Sales				0
Beg. Fund Balance *	2,185,005		2,433,348	(248,343)
<b>Total Revenues</b>	<b>2,235,005</b>		<b>2,493,368</b>	<b>(258,363)</b>
Expenditures:				
Instruction	375,000			375,000
Support Services	675,000	96,127	171,440	407,434
Enterprise				
Facilities Acq & Const	1,185,005		187,420	997,585
End Fund Bal/Tfrs				
<b>Total Expenditures</b>	<b>2,235,005</b>	<b>96,127</b>	<b>358,860</b>	<b>1,780,018</b>
<b>Fund Balance</b>			<b>2,134,507</b>	
Less Encumbered			96,127	
<b>Available for Expenditure</b>			<b>2,038,381</b>	

\* Beginning Fund Balances are Audited

\*\* Fund Balances do NOT include encumbered expenditures

\*\*\* Reimbursement Basis Grants, revenue received after funds expended, negative or low fund balance is normal

**LINCOLN COUNTY SCHOOL DISTRICT**

	<u>Budget</u>	<u>Encumb'd</u>	<u>YTD Actual</u>	<u>Remaining</u>
<b>Food Services (294)</b>				
Revenues:				
Local	269,150		63,226	205,924
State	125,000		20,835	104,165
Federal	3,326,636		1,079,500	2,247,136
Sale/Loss of Assets			76,537	(76,537)
Beg. Fund Balance *	100,000		196,889	(96,889)
<b>Total Revenues</b>	<b>3,820,786</b>		<b>1,436,987</b>	<b>2,383,799</b>
Expenditures:				
Instruction	68,210	28,886	39,964	(640)
Support Services	37,724	15,702	19,519	2,503
Enterprise	3,714,852	2,174,500	1,074,322	466,030
<b>Total Expenditures</b>	<b>3,820,786</b>	<b>2,219,088</b>	<b>1,133,805</b>	<b>467,893</b>
<b>Fund Balance</b>			<b>303,182</b>	<b>***</b>
<b>Student Activities (295)</b>				
Revenues:				
Local	1,380,723		977,950	402,773
Beg. Fund Balance *	1,500,000		1,303,089	196,911
<b>Total Revenues</b>	<b>2,880,723</b>		<b>2,281,039</b>	<b>599,684</b>
Expenditures:				
Instruction	1,500,723	129,682	726,186	644,855
Support Services	110,000	455	11,042	98,503
Enterprise	100,000		27,000	73,000
Facilities Acq & Const		31,470		(31,470)
Contingency	1,170,000			1,170,000
<b>Total Expenditures</b>	<b>2,880,723</b>	<b>161,607</b>	<b>764,228</b>	<b>1,954,888</b>
<b>Fund Balance</b>			<b>1,516,812</b>	
Less Encumbered			<u>161,607</u>	
<b>Available for Expenditure</b>			<b>1,355,205</b>	
<b>Outdoor School for All (296)</b>				
Revenues:				
State	179,613			179,613
<b>Total Revenues</b>	<b>179,613</b>		<b>0</b>	<b>179,613</b>
Expenditures:				
Instruction	166,890	617	968	165,305
Support Services	12,722			12,722
<b>Total Expenditures</b>	<b>179,613</b>	<b>617</b>	<b>968</b>	<b>178,027</b>
<b>Fund Balance</b>			<b>(968)</b>	<b>***</b>
<b>Technology (298)</b>				
Revenues:				
Local	20,515		119,404	(98,889)
Transfers	500,000			500,000
Beg. Fund Balance*	4,475,000		4,438,189	36,811
<b>Total Revenues</b>	<b>4,995,515</b>		<b>4,557,593</b>	<b>437,922</b>
Expenditures:				
Instruction	334,000			334,000
Support Services	463,989	39,778	194,482	229,728
Contingency	1,000,000			1,000,000
End Fund Balance	3,197,526	3,197,526		0
<b>Total Expenditures</b>	<b>4,995,515</b>	<b>3,237,304</b>	<b>194,482</b>	<b>1,563,728</b>
<b>Fund Balance</b>			<b>4,363,110</b>	
Less Encumbered			<u>3,237,304</u>	
<b>Available for Expenditure</b>			<b>1,125,806</b>	

**2025-26 SPECIAL REVENUE FUNDS FINANCIAL STATEMENTS As of January 31, 2026 - UNAUDITED**

	<u>Budget</u>	<u>Encumb'd</u>	<u>YTD Actual</u>	<u>Remaining</u>
<b>Vehicle Replacement (299)</b>				
Revenues:				
Local	128,500		2,863	125,637
Sale of Assets				0
Beg. Fund Balance *	96,557		163,144	(66,587)
<b>Total Revenues</b>	<b>225,057</b>		<b>166,007</b>	<b>59,050</b>
Expenditures:				
Support Services	225,057		55,348	169,709
End Fund Balance				
<b>Total Expenditures</b>	<b>225,057</b>	<b>0</b>	<b>55,348</b>	<b>169,709</b>
<b>Fund Balance</b>			<b>110,659</b>	
Less Encumbered			<u>0</u>	
<b>Available for Expenditure</b>			<b>110,659</b>	
<b>PERS Bonds Debt Service (320)</b>				
Revenues:				
Local	4,850,636		1,985,826	2,864,810
Beg. Fund Balance *	7,162,566		8,843,137	(1,680,571)
<b>Total Revenues</b>	<b>12,013,202</b>		<b>10,828,963</b>	<b>1,184,239</b>
Expenditures:				
Debt Service	6,167,240		401,120	5,766,120
End Fund Balance	5,845,962			5,845,962
<b>Total Expenditures</b>	<b>12,013,202</b>	<b>0</b>	<b>401,120</b>	<b>11,612,082</b>
<b>Fund Balance</b>			<b>10,427,843</b>	
<b>GO Bonds Debt Service (330 &amp; 331)</b>				
Revenues:				
Local	6,179,420		5,477,786	701,634
Transfers	6,695,000			6,695,000
Beg. Fund Balance *	8,862,585		9,447,305	(584,720)
<b>Total Revenues</b>	<b>21,737,005</b>		<b>14,925,091</b>	<b>6,811,914</b>
Expenditures:				
Debt Service	15,042,000		20,426	15,021,574
Transfers	6,695,005			6,695,005
End Fund Balance				0
<b>Total Expenditures</b>	<b>21,737,005</b>	<b>0</b>	<b>20,426</b>	<b>21,716,579</b>
<b>Fund Balance</b>			<b>14,904,665</b>	
<b>Capital Construction Fund (405)</b>				
Revenues:				
Local	620,000		340,035	279,965
Beg. Fund Balance *	1,944,505		1,971,770	(27,265)
<b>Total Revenues</b>	<b>2,564,505</b>		<b>2,311,805</b>	<b>252,700</b>
Expenditures:				
Support Services	510,000		42,999	467,001
Facilities Acq & Const	2,054,505	500,000	392,246	1,162,259
<b>Total Expenditures</b>	<b>2,564,505</b>	<b>500,000</b>	<b>435,245</b>	<b>1,629,260</b>
<b>Fund Balance</b>			<b>1,876,560</b>	
Less Encumbered			<u>500,000</u>	
<b>Available for Expenditure</b>			<b>1,376,560</b>	
* Beginning Fund Balances are Audited				
** Fund Balances do NOT include encumbered expenditures				
*** Reimbursement Basis Grants, revenue received after funds expended, negative or low fund balance is normal				

	<u>Budget</u>	<u>Encumb'd</u>	<u>YTD Actual</u>	<u>Remaining</u>
<b>OSCIM Grant - Capital Construction Fund</b>				
Revenues:				
State				0
Beg. Fund Balance *				0
<b>Total Revenues</b>	<b>0</b>		<b>0</b>	<b>0</b>
Expenditures:				
Support Services				0
Facilities Acq & Const				0
<b>Total Expenditures</b>	<b>0</b>	<b>0</b>	<b>0</b>	<b>0</b>
<b>Fund Balance</b>			<b>0</b>	
Less Encumbered			<u>0</u>	
<b>Available for Expenditure</b>			<b>0</b>	
<b>Future Property Purchases Reserve (420)</b>				
Revenues:				
Local	25,000		31,405	(6,405)
Fund Trfs/Asset Sales				
Beg. Fund Balance *	1,156,355		1,182,565	(26,210)
<b>Total Revenues</b>	<b>1,181,355</b>		<b>1,213,970</b>	<b>(32,615)</b>
Expenditures:				
Facilities Acq & Const	1,181,350			1,181,350
Transfers	5			
<b>Total Expenditures</b>	<b>1,181,355</b>			<b>1,181,355</b>
<b>Fund Balance</b>			<b>1,213,970</b>	
<b>Dental/Vision Self Insurance (610)</b>				
Revenues:				
Local	1,011,583		454,609	556,974
Beg. Fund Balance *	1,356,628		1,332,871	23,757
<b>Total Revenues</b>	<b>2,368,211</b>		<b>1,787,480</b>	<b>580,731</b>
Expenditures:				
Support Services	988,107		575,835	412,272
Contingency	1,380,104			1,380,104
<b>Total Expenditures</b>	<b>2,368,211</b>		<b>575,835</b>	<b>1,792,376</b>
<b>Fund Balance</b>			<b>1,211,645</b>	
Less Encumbered			<u>0</u>	
<b>Available for Expenditure</b>			<b>1,211,645</b>	
<b>District Medical Group HRA (620)</b>				
Revenues:				
Local	910,000		534,762	375,238
Beg. Fund Balance	3,217,270		3,438,617	(221,347)
<b>Total Revenues</b>	<b>4,127,270</b>		<b>3,973,379</b>	<b>153,891</b>
Expenditures:				
Support Services	1,114,655	8,622	360,226	745,808
End Fund Balance	3,012,615			3,012,615
<b>Total Expenditures</b>	<b>4,127,270</b>	<b>8,622</b>	<b>360,226</b>	<b>3,758,423</b>
<b>Fund Balance</b>			<b>3,613,153</b>	
Less Encumbered			<u>8,622</u>	
<b>Available for Expenditure</b>			<b>3,604,532</b>	

**LINCOLN COUNTY SCHOOL DISTRICT**  
**Bills & Claims Over \$25,000 - All Funds**  
**2025-26 Fiscal Year**  
**JANUARY 2026**

<b>Date</b>	<b>Payee</b>	<b>Description</b>	<b>Amount</b>
1/2/2026	SILETZ VALLEY CHARTER SCHOOL	TITLE I GRANT REIMBURSEMENT	\$ 47,366.90
1/9/2026	AVID CENTER	STUDENT SERVICES & MEMBERSHIP FEES	\$ 46,514.00
1/9/2026	ZCS ENGINEERING INC	ENGINEERING & DESIGN SERVICES-YVE, TOHS, F&M	\$ 66,270.00
1/9/2026	WAXIE	CUSTODIAL SUPPLIES-VARIOUS LOCATIONS	\$ 37,064.39
1/9/2026	TOM STEVENS BOILER REPAIR, INC.	BOILER REPLACEMENT-TOES	\$ 48,897.50
1/9/2026	CREATIVE LEADERSHIP SOLUTIONS	PROFESSIONAL LEARNING FOR TEACHERS	\$ 37,000.00
1/16/2026	SODEXO, INC & AFFILIATES (CAFE)	MONTHLY CONTRACTED SERVICES	\$ 223,721.98
1/16/2026	LATHAM CENTERS, INC.	TUITION-SPECIAL ED OUT OF STATE PLACEMENT	\$ 33,165.66
1/16/2026	EDDYVILLE CHARTER SCHOOL	2025-26 SSF PAYMENTS	\$ 263,631.92
1/16/2026	FIRST STUDENT, INC.	STUDENT TRANSPORTATION	\$ 465,510.21
1/16/2026	SILETZ VALLEY CHARTER SCHOOL	2025-26 SSF PAYMENTS	\$ 227,432.80

**LINCOLN COUNTY SCHOOL DISTRICT  
INVESTMENT REPORT  
January 31, 2026**

**Piper Sandler & Co Brokerage Account, Bank of New York - Pershing  
US Treasury Fixed Income Securities 3.54%**

Beginning Balance	\$ 20,117,226
Additions	
Reductions	
<b>Ending Balance</b>	<b>\$ 20,117,226</b>

**Oregon State Treasury - Local Government Investment Pool**

Beginning Balance	\$ 50,713,915
Additions	3,289,133
Reductions	6,000,000
<b>Ending Balance</b>	<b>\$ 48,003,048</b>

**Oregon State Treasury - Local Government Investment Pool - 2002 PERS Bonds**

Beginning Balance	\$ 1,705,630
Additions	263,311
Reductions	-
<b>Ending Balance</b>	<b>\$ 1,968,941</b>

**Oregon State Treasury - Local Government Investment Pool - 2003 PERS Bonds**

Beginning Balance	\$ 1,931,785
Additions	299,875
Reductions	-
<b>Ending Balance</b>	<b>\$ 2,231,660</b>

**Oregon Coast Bank - Money Market Account**

Beginning Balance	\$ 14,016,411
Additions	6,048,691
Reductions	5,500,000
<b>Ending Balance</b>	<b>\$ 14,565,102</b>

**Oregon Coast Bank - 9 Month Time CD (Fund 331 QSCB Sinking Fund)  
3.94%**

Beginning Balance	\$ 1,918,163
Additions	-
Reductions	-
<b>Ending Balance</b>	<b>\$ 1,918,163</b>

**Monthly Totals**

Beginning Balance	\$ 70,285,903
Additions	\$ 9,901,010
Reductions	\$ 11,500,000
<b>Ending Balance</b>	<b>\$ 68,686,913</b>

**Interest Rates**

	<u>Nov</u>	<u>Dec</u>	<u>Jan</u>
<b>LGIP</b>	<b>4.43%</b>	<b>4.25%</b>	<b>4.16%</b>
<b>Oregon Coast Bank</b>	<b>4.30%</b>	<b>4.30%</b>	<b>4.15%</b>

## 2. Monthly Financial Report - Bonds

**LINCOLN COUNTY SCHOOL DISTRICT  
BOND CAPITAL CONSTRUCTION FUND 425  
UNAUDITED FINANCIAL STATEMENTS  
As of January 31, 2026**

	Budget	Encumb'd	Actual	Remaining
<b>2024-25 Revised per Auditor</b>				
Revenues:				
Local - Interest				
Bond Proceeds				
Fund Tfrs/Asset Sales				
Beg. Fund Balance *				
<b>Total Revenues</b>				
Expenditures:				
Instruction				
Support Services				
Facilities Acq & Const			301,154	
Debt Service				
End Fund Bal/Tfrs				
<b>Total Expenditures</b>			301,154	
<b>Fund Balance</b>			<b>(301,154)</b>	
Less Encumbered			0	
<b>Available for Expenditure</b>			<b>(301,154)</b>	
<b>2025-26</b>				
Revenues:				
Local - Interest			459,086	(459,086)
Bond Proceeds	24,876,947		78,754,146	(53,877,199)
Fund Tfrs/Asset Sales				
Beg. Fund Balance *			(301,154)	301,154
<b>Total Revenues</b>	<b>24,876,947</b>		<b>78,912,078</b>	<b>(54,035,132)</b>
Expenditures:				
Instruction				
Support Services			447,942	(447,942)
Facilities Acq & Const	24,876,947	4,865,073	6,373,493	13,638,381
Debt Service			111,392	(111,392)
End Fund Bal/Tfrs				
<b>Total Expenditures</b>	<b>24,876,947</b>	<b>4,865,073</b>	<b>6,932,826</b>	<b>13,079,048</b>
<b>Fund Balance</b>			<b>71,979,252</b>	
Less Encumbered			4,865,073	
<b>Available for Expenditure</b>			<b>67,114,180</b>	

**Bond Capital Construction Fund Revenue & Expenditure Summary (Unaudited)**

Fiscal Year 2025-26

Year To Date Transactions as of January 31, 2026 - UNAUDITED

	Period 1 Actual July '25	Period 2 Actual Aug '25	Period 3 Actual Sept '25	Period 4 Actual Oct '25	Period 5 Actual Nov '25	Period 6 Actual Dec '25	Period 7 Actual Jan '26	Period 8 Projected Feb '26	Period 9 Projected March '26	Period 10 Projected April '26	Period 11 Projected May '26	Period 12 Projected June '26	Period 13 Projected July '26	Projected 2025-26 Totals	Updated 2025-26 BUDGET	Year-To-Date 2025-26 Actuals	YTD Diff Budget vs. Projected	% of Budget
<b>REVENUES</b>																		
Beginning Fund Balance	(301,154)													(301,154)		(301,154)		
Bond Proceeds		78,754,146												78,754,146		78,754,146		
Investments Purchased		(59,146,563)												(59,146,563)		(59,146,563)		
Sale of Investments								18,300,000				18,300,000		36,600,000		-		
LGIP														-		-		
Interest Earned		61,107	21,037	229,903	57,132	46,313	43,594	30,385	140,175	46,100	46,100	133,313		855,158		459,086		
<b>Total Monthly Revenues</b>	<b>(301,154)</b>	<b>19,668,690</b>	<b>21,037</b>	<b>229,903</b>	<b>57,132</b>	<b>46,313</b>	<b>43,594</b>	<b>30,385</b>	<b>18,440,175</b>	<b>46,100</b>	<b>46,100</b>	<b>18,433,313</b>	<b>0</b>	<b>56,761,587</b>	<b>0</b>	<b>19,765,515</b>	<b>0</b>	<b>0</b>
<b>CUMULATIVE RESOURCES</b>	<b>(301,154)</b>	<b>19,367,536</b>	<b>19,388,573</b>	<b>19,618,476</b>	<b>19,675,608</b>	<b>19,721,921</b>	<b>19,765,515</b>	<b>19,795,900</b>	<b>38,236,074</b>	<b>38,282,174</b>	<b>38,328,274</b>	<b>56,761,587</b>	<b>56,761,587</b>					
<b>EXPENDITURES</b>																		
Salaries (100)	63,904	75,280	61,363	59,686	58,251	66,804	26,633							411,920	310,768	411,920		
Employee benefits (200)	27,000	31,300	24,751	24,730	25,629	26,774	10,183							170,368	120,457	170,368		
Purchased services (300)	16,047	98,044	55,607	141,821	124,821	73,232	132,040							641,613		641,613		
Supplies (400)	494	12,719	1,699	3,084	375	771								19,141		19,141		
Capital outlay (500)	381,606	735,228	1,017,324	1,169,381	399,227	386,560	1,104,836	973,015	973,015	973,015	973,015	973,015		10,059,236	24,445,722	5,194,163		
Insurance/Other (600)		418,643	11,750	3,328	58,106	3,059	735							495,621		495,621		
Interfund Transfers (700)														-		-		
Contingency (800)														-		-		
Unappropriated Funds (800)														-		-		
<b>Total Monthly Expenditures</b>	<b>489,051</b>	<b>1,371,214</b>	<b>1,172,495</b>	<b>1,402,032</b>	<b>666,409</b>	<b>557,200</b>	<b>1,274,427</b>	<b>973,015</b>	<b>973,015</b>	<b>973,015</b>	<b>973,015</b>	<b>973,015</b>	<b>-</b>	<b>11,797,899</b>	<b>24,876,947</b>	<b>6,932,826</b>	<b>13,079,048</b>	<b>28%</b>
<b>CUMULATIVE EXPENDITURES</b>	<b>489,051</b>	<b>1,860,265</b>	<b>3,032,759</b>	<b>4,434,791</b>	<b>5,101,200</b>	<b>5,658,399</b>	<b>6,932,826</b>	<b>7,905,841</b>	<b>8,878,855</b>	<b>9,851,870</b>	<b>10,824,884</b>	<b>11,797,899</b>	<b>11,797,899</b>					
<b>Month-end Fund Balance</b>	<b>(790,205)</b>	<b>17,507,271</b>	<b>16,355,814</b>	<b>15,183,685</b>	<b>14,574,408</b>	<b>14,063,522</b>	<b>12,832,689</b>	<b>11,890,059</b>	<b>29,357,219</b>	<b>28,430,305</b>	<b>27,503,390</b>	<b>44,963,688</b>	<b>44,963,688</b>	<b>44,963,688</b>				

**Revenue Assumptions:**

Investments proceeds based on investment maturities.

Interest estimated as of most recent investements statement.

**Expenditure Assumptions:**

Budget represents current project budgets

Future months estimates under construction

Prior Period Adjustments

**Lincoln County School District  
2025-26 Bond Funds - Purchased Services Monthly Comparison  
January 2026**

	July	Aug	Sept	Oct	Nov	Dec	Jan	Feb	March	April	May	June	YTD Total
Prof Instruction Svcs													-
Cleaning Services													-
Repairs & Maint	66	262	297		204								828
Rentals													-
Utilities													-
Transportation													-
Travel		1,476	1,339	1,108	1,263	55	1,839						7,079
Telephone		603		1,210		600	1,199						3,612
Postage													-
Advertising	810	136			217	489	427						2,079
Printing & Binding	472	151	1,168	185	163	285	151						2,574
Data Lines				17	17		35						69
Charter School Pmts													-
Tuition													-
Audit Services													-
Legal Services		86,406	1,249	394	2,281	1,069	281						91,680
Architect/Engr Svcs	14,700	9,012	51,553	138,889	120,676	70,735	128,109						533,673
Neg/Labor Consltg													-
Managemnt Svcs													-
Data/Tech Svcs													-
Election Services													-
Other Gen Prof Svcs				19									19
<b>Total</b>	<b>16,047</b>	<b>98,044</b>	<b>55,607</b>	<b>141,821</b>	<b>124,821</b>	<b>73,232</b>	<b>132,040</b>	<b>-</b>	<b>-</b>	<b>-</b>	<b>-</b>	<b>-</b>	<b>641,613</b>

Notes:

**LINCOLN COUNTY SCHOOL DISTRICT**  
**Bills & Claims Over \$25,000 - BOND Funds**  
**2025-26 Fiscal Year**  
**JANUARY 2026**

<b>Date</b>	<b>Payee</b>	<b>Description</b>	<b>Amount</b>
1/8/2026	TOM STEVENS BOILER REPAIR, INC.	BOILER REPLACEMENT-CVE, NMS	\$ 185,792.00
1/15/2026	SMEED COMMUNICATION SERVICES	LOCKDOWN & PHONE SYSTEMS - VAR LOCS	\$ 37,429.00
1/23/2026	STRUCTURED COMM SYSTEMS, INC	TECHNOLOGY SERVICES	\$ 557,228.16
1/23/2026	GLAS ARCHITECTS	PROF SVCS - AUDITORIUMS-TAHS, TOHS, WHS	\$ 85,907.75
1/23/2026	ELK RIDGE SERVICES, LLC	FRAMING FOR MUSIC ROOM-TAES	\$ 60,888.00

**LINCOLN COUNTY SCHOOL DISTRICT  
BOND INVESTMENTS REPORT  
January 31, 2026**

**Piper Sandler & Co Brokerage Account, Bank of New York - Pershing  
US Treasury Fixed Income Securities**

Beginning Balance	\$ 59,661,074
Additions	109,438
Reductions	-
<b>Ending Balance</b>	<b>\$ 59,770,512</b>

**Oregon State Treasury - Local Government Investment Pool**

Beginning Balance	\$ 2,167,423
Additions	7,662
Reductions	-
<b>Ending Balance</b>	<b>\$ 2,175,085</b>

**Oregon Coast Bank - Money Market Account**

Beginning Balance	\$ 12,552,278
Additions	176,906
Reductions	1,320,199
<b>Ending Balance</b>	<b>\$ 11,408,985</b>

**Monthly Totals**

Beginning Balance	\$ 74,380,775
Additions	\$ 294,006
Reductions	\$ 1,320,199
<b>Ending Balance</b>	<b>\$ 73,354,582</b>

**Interest Rates**

	<u>Nov</u>	<u>Dec</u>	<u>Jan</u>
LGIP	4.43%	4.25%	4.16%
Oregon Coast Bank	4.30%	4.30%	4.15%

- c. Food Services Report (Written) BG-2
  - 1. Nutrition Services Report

# THE MONTHLY FEED - February 2026

jamie.nicholson@lincoln.k12.or.us

scott.barker@lincoln.k12.or.us

rebecca.smith@lincoln.k12.or.us

## NUTRITION SERVICES


Lincoln County School District

School Meals Gardens Food Pantry



## Farm To School Conference 2026

Patty & Jamie showing how good partnerships are instrumental in supporting District planning and goals



The LCSD Nutrition Services Team along with the Siletz Tribal Farm represented Lincoln County at this year's conference.



Rebecca and Leann highlighted our Farm Fresh Friday program, showing even areas without a lot of hyper-local farms can still bring local foods to the lunch line.



Corrina Harget from NHS being interviewed by Rick Sherman for the ODE Farm to School Podcast

**This year's Oregon Farm to School Conference offered our team ways to incorporate new, diverse foods into school meals, build a stronger, more sustainable garden program and teach others how we make it work at LCSD.**

## What's GROWing on in the LCSD school gardens?

As the new year rolls along, we've already experienced more than a few days of spring-like weather. During this time, garden staff have been monitoring for pests and completing cleanup efforts following earlier storm damage.

February will be a particularly active month. Efforts will focus on developing our volunteer program, starting and propagating plants for our plant sales in May, and preparing our garden beds for the upcoming growing season. Pruning will begin, and if soil conditions allow, we'll plant our first peas.





## Save the date!

**Future Chef is March 7th  
at Newport Middle School.  
This years theme is  
Passport to Flavor!**



## FRESH FRUIT AND VEGETABLE PROGRAM (FFVP)

An important tool in our effort to combat childhood obesity. The program has been successful in introducing elementary school children (K-8) to a variety of produce that they otherwise might not have the opportunity to try.

Some of this month's offerings include: Yellow Peppers, Sugar Peas, Blackberries, and Red Peppers.



Bell peppers come in different colors because their color signifies their ripeness level, with green being unripe and red being fully ripe, while yellow, orange, and even purple/brown varieties represent intermediate stages, all developing from the same plant but with varying sweetness and nutrients as they mature on the vine.

## Farm Fresh Friday Spotlight



**February 13th Spicy  
Tuna Rice bowl**



**February  
27th  
Mongolian  
Beef**



Download **nutrislice** from  
the App store for your school's menu

## Kitchen Kudos Corner



Crestview's kitchen won the January Farm Fresh Friday roast beef presentation contest. Thank you for taking the extra steps to make lunch look great!

Free language assistance, auxiliary aids, and/or accommodations are available upon request. Meal accommodations can also be made to support medical needs as well as some preferential dietary needs.

Please contact your school, Nutrition Services, or email  
jamie.nicholson@lincoln.k12.or.us

@lcsdschoolgardens

@Lincoln County Oregon School Gardens

d. First Student Report (Written) BG-3

**Lincoln County School District  
Board Meeting General Session, January 10, 2025**

Date: January 5, 2025

Dear: LCSD School Board & Transportation Leadership,

Happy School Bus Appreciation Month! In this edition, I will share more information on Samsara, Employee and Customer Satisfaction Surveys, and our newest Market & Recruitment Strategy Reports for the east/west and South areas. This year, Lincoln City has been in a good position regarding driver count.



## Driver staffing

We are working diligently to increase the applicant flow through recruiting campaigns.

- FY 26 Wages: \$23.12 – \$27.91
- Hiring Bonuses of \$3500 for CDL S/P endorsed drivers
- Hiring Bonuses of \$2000 for non-CDL S/P endorsed drivers
- Paid Training
- \$500 Employee Referral Bonus

The data on the left represents current driver availability and route count as of 02/05/2026. The Flu Season is hitting us hard, and we are dealing with multiple callouts. Covering routes has been exceptionally challenging; however, we manage to overcome this hurdle, with the help of all staff and OOT drivers.

<b>Route Count (current)</b>	<b>63</b>
GenEd	40
SpEd	14
Type 10	10
<b>Driver Staffing Goal</b>	<b>63</b>
Drivers Assigned to a Route	63
Cover Drivers	6
Borrowed Drivers	0
<b>Total Drivers On Hand</b> Excluding staff or borrowed drivers	<b>59</b>
CDL	48
Type 10	7
Borrowed Drivers	4
Casual Drivers (limited route availability)	(7)
Over/(Short) for Route Coverage	-4
<b>Drivers in Training/Testing</b>	<b>4</b>
Apps as since 01/07/2026	9
Permit Pending	15
Total # in Training (Classroom)	2
Behind-the-Wheel Training	2
Leave/Unavailable	4



## Recruiting

### Waldport vs. Toledo – Job Market Snapshot

- **Labor Pool:** Toledo has a slightly larger and more traditional workforce; Waldport relies more on retirees and part-time seekers.

- **Demographics:** Waldport skews older (65+), ideal for part-time roles; Toledo skews younger, better for second-career candidates.
- **Availability:** Waldport shows marginally higher unemployment, but both markets are tight for CDL drivers.
- **Competition:** Waldport is more saturated with school district and transit employers; Toledo has more diversified competition.
- **Compensation Impact:** First Student stands out more on pay in Toledo; in Waldport, flexibility and bonuses matter more than wages alone.
- **Recruiting Strategy:** Waldport requires hyper-local, lifestyle-focused outreach; Toledo responds better to digital recruiting and career-transition messaging.

Based on the reports, our recruiting efforts will focus on the audiences in each area. While we will “sell” our positions by on flexibility and lifestyle in Waldport, our sell opportunity and stability in our Toledo market.



## Customer issues/ resolutions

- **Driver Shortage:**
  - Even though our pipeline currently lists 45 candidates for all three positions (CDL Driver, Van Driver & Monitor), the time from application to training start seems to remain around the 3 to 4 week mark. Folks struggle passing their endorsements for their learner’s permits, while others seem to be unable to find the time to complete their pre-employment requirements.
  - The Peakon Employee Survey started on 02/04/2025. It is a confidential, ongoing feedback survey designed to gather employee input. Managers and leaders receive summarized results, but individual responses remain anonymous and identities are protected through aggregated reporting. Each survey consists of 13 brief questions and takes approximately three minutes to complete. New questions are sent out regularly to support continuous feedback while maintaining confidentiality. We are hoping for strong participation, so we can continue to improve and support based on employee needs to ensure employee retention.

- **High Student Load Counts**

We conducted a comprehensive audit of our routes to evaluate student load counts and route lengths in response to shifts in demographics and student residency patterns. This process allowed us to strategically reassign students to better balance routes. While time-intensive, the effort is rewarding, as it enables us to provide additional capacity and maintain shorter, more efficient routes. As part of this process, we contacted all families on affected routes, which also provided an opportunity to reinforce key transportation expectations—such as being at the bus stop at least five minutes before the scheduled pickup time and waiting at least five minutes after, as traffic and weather conditions may impact arrival times. Additionally, families were reminded to ensure an up-to-date list of authorized individuals is on file, as identification is required for anyone picking up kindergarten students.



## Noteworthy Successes

- Our make-up Christmas gathering was small but well received. Our employees enjoyed the raffle, and this year’s grand prize, a 50-inch smart TV, went to its near name sake, Eric Price.



## Technology Updates

By integrating Samsara's AI-powered safety technology into HALO, First Student is enhancing its award-winning platform to create the most advanced safety and performance ecosystem in student transportation. This upgrade delivers real-time insights, predictive analytics, and continuous innovation, reinforcing First Student's position as the clear industry leader in safety, transparency, and technology.

Safety remains the top priority, with AI-enabled tools helping prevent accidents, support drivers through real-time coaching, and protect them with data that reduces false claims. Drivers also benefit from improved navigation, visibility, and recognition, contributing to stronger satisfaction and retention. Importantly, this upgrade does not change labor agreements and is being implemented in partnership with union leadership.

For families and districts, the enhanced First View® app will provide more accurate ETAs and real-time updates, improving communication and peace of mind. This significant investment comes at no additional cost to districts and is being rolled out steadily, with full fleet deployment expected by October 2026.

Installation on Lincoln County vehicles will start on March 3<sup>rd</sup>, 2026.



## Latest news

- February is Love the Bus Month and we will be celebrating our drivers and monitors all month long.



## Important dates

- February is Love the Bus Month
- February 9-LCSD Professional Development Day: No School
- February 16-President's Day: No School

e. Custodial Services Report (Oral) BG-3



# SODEXO & LINCOLN COUNTY SCHOOL DISTRICT

END OF THE MONTH REPORT- CUSTODIAL

JANUARY 2026

# JANUARY HIGHLIGHTS

- 
- Every Friday illness tracker report generated. We evaluate data for spikes to determine if extra disinfection is needed. Thanks to all who helped make this happen.
  - Reviewed disinfection procedures for suspected Noro virus. All accurate and up-to-date.
  - Jan. 17<sup>th</sup> all LCSD buildings electrostatically disinfected.
  - New signage for Vape disposal out to schools (ongoing) \*update: all secondary schools have fliers and buckets.



# JANUARY CONTINUED

- Sodexo volunteering at home wrestling tournaments (all county)
- Interviewed 1 candidate for Ops. Mngr.
- Extra FTE at Taft High School.
- Started re-unitizing Sam Case for efficiency due to addition areas being used.
- Principal Meetings for January: Avg. Score = 8.5
  - Lowest score: 7 (2 schools)\*
  - Highest score: 10 (3 schools)



# JANUARY CONTINUED

---

## *Upcoming projects*

- Construction cleans: Newport, Toledo
- Site visits/trainings from Sodexo floorcare vendors
- Sodexo safety audit (late Feb-Mar)
- Refinishing hallways & 1<sup>st</sup> impression areas in all schools. (spring break)
- Cleaning gym floors/refinishing floors behind bleachers (projected start Mar. 1<sup>st</sup> )



---

## CHALLENGES

Maintaining Bathrooms during sporting events while taking care of regular shift responsibilities

1<sup>st</sup> impression areas during rainy weeks

Maintaining floor shine before recoating begins during spring break

# SAFETY

---

 Injuries/Incidents: 0 January. YTD 0 (0 ytd)



Loss Time: 0



Safe Schools: All EEs have finished Vector training prior to school starting



3 Checks for Safety: 1.)- Do I know how to perform the task? 2.) Do I have the correct tools/PPE? 3.) Is my environment safe? (answer No to any of these questions then stop and call a manager!)



Monthly Safety training: situational awareness and PPE training

6. Board Reports
7. Superintendent's Report
  - a. Continuous Improvement Plan (CIP) Report BG-1

**ExclusionDistrict 9thLCSD Continuous Improvement Plan Data Tracking  
September 2025**

**Academics**

- All students will achieve and stay engaged in learning so that each school will increase and maintain the percentage of students at or above benchmark by 5% each year in reading for the next three years, and each school will increase and maintain the percentage of students at or above benchmark by 10% each year in math for the next three years.
- Each LCSD high school will improve its 9th-grade on-track data and four-year cohort graduation by 3% each year or reach and maintain 90% over the next three years.

<b>Acadience/ iReady Reading</b>	<b>K</b>	<b>1</b>	<b>2</b>	<b>3</b>	<b>4</b>	<b>5</b>	<b>6</b>	<b>7</b>	<b>8</b>
	33%	42%	44%	47%	41%	38%	66% Acadience 23% iReady	28%	30%
<b>iReady Math</b>	<b>K</b>	<b>1</b>	<b>2</b>	<b>3</b>	<b>4</b>	<b>5</b>	<b>6</b>	<b>7</b>	<b>8</b>
	9%	5%	6%	4%	12%	14%	15%	16%	15%
<b>9th Grade On Track Projection</b>	69%		<b>Graduation Projection</b>	73%		<b>Dual Credit Early College</b>	N/A	<b>AP/IB</b>	N/A
<b>3rd Grade Reading SBAC</b>	29.7%		<b>8th Grade Math SBAC</b>	12.7%		<b>11th Grade ELA SBAC</b>	49.0%	<b>11th Grade Math SBAC</b>	20.8%

**Wellness and Belonging**

- Schools will meet the mental and emotional needs of students and families as demonstrated by a 5% increase in regular attendance each year for the next three years or the maintenance of 90% regular attendance (regular attendance is defined as 90% of the students attending 90% of the time each year).

<b>Kindergarten Attendance Projection</b>	72.2%	<b>District Attendance Projection</b>	73.1%	<b>Exclusions</b>	1.9%	
---	-------	---	-------	-------------------	------	--

**Community Connection**

- LCSD will build strong relationships with families and the community as demonstrated by surveys indicating that 75% of staff, students, and community members are satisfied with LCSD programs, practices, and support.

<b>Family Night Attendance</b>	44% (1865) 4229.8	<b>Conference Attendance</b>		<b>Survey Results</b>		
------------------------------------	----------------------	----------------------------------	--	---------------------------	--	--

## LCSD Continuous Improvement Plan Data Tracking

October 2025

### Academics

- All students will achieve and stay engaged in learning so that each school will increase and maintain the percentage of students at or above benchmark by 5% each year in reading for the next three years, and each school will increase and maintain the percentage of students at or above benchmark by 10% each year in math for the next three years.
- Each LCSD high school will improve its 9th-grade on-track data and four-year cohort graduation by 3% each year or reach and maintain 90% over the next three years.

<b>Acadience/ iReady Reading</b>	<b>K</b>	<b>1</b>	<b>2</b>	<b>3</b>	<b>4</b>	<b>5</b>	<b>6</b>	<b>7</b>	<b>8</b>
	33%	42%	44%	47%	41%	38%	66% <small>Acadience</small> 23% <small>iReady</small>	28%	30%
<b>iReady Math</b>	<b>K</b>	<b>1</b>	<b>2</b>	<b>3</b>	<b>4</b>	<b>5</b>	<b>6</b>	<b>7</b>	<b>8</b>
	9%	5%	6%	4%	12%	14%	15%	16%	15%
<b>9th Grade On Track Projection</b>	75%		<b>Graduation Projection</b>	77%		<b>Dual Credit Early College</b>	N/A	<b>AP/IB</b>	N/A
<b>3rd Grade Reading SBAC</b>	29.7%		<b>8th Grade Math SBAC</b>	12.7%		<b>11th Grade ELA SBAC</b>	49.0%	<b>11th Grade Math SBAC</b>	20.8%

### Wellness and Belonging

- Schools will meet the mental and emotional needs of students and families as demonstrated by a 5% increase in regular attendance each year for the next three years or the maintenance of 90% regular attendance (regular attendance is defined as 90% of the students attending 90% of the time each year).

<b>Kindergarten Attendance Projection</b>	65.6%	<b>District Attendance Projection</b>	69.1%	<b>Exclusions</b>	3.3%	
---	-------	---	-------	-------------------	------	--

### Community Connection

- LCSD will build strong relationships with families and the community as demonstrated by surveys indicating that 75% of staff, students, and community members are satisfied with LCSD programs, practices, and support.

<b>Family Night Attendance</b>	1880/4229 (44%)	<b>Conference Attendance</b>	Total: 58% Ele: 86% Sec: 38% 49	<b>Survey Results</b>		
------------------------------------	-----------------	----------------------------------	------------------------------------	---------------------------	--	--

**LCSD Continuous Improvement Plan Data Tracking  
November 2025**

**Academics**

- All students will achieve and stay engaged in learning so that each school will increase and maintain the percentage of students at or above benchmark by 5% each year in reading for the next three years, and each school will increase and maintain the percentage of students at or above benchmark by 10% each year in math for the next three years.
- Each LCSD high school will improve its 9th-grade on-track data and four-year cohort graduation by 3% each year or reach and maintain 90% over the next three years.

<b>Acadience/ iReady Reading</b>	<b>K</b>	<b>1</b>	<b>2</b>	<b>3</b>	<b>4</b>	<b>5</b>	<b>6</b>	<b>7</b>	<b>8</b>
	33%	42%	44%	47%	41%	38%	66% Acadience 23% iReady	28%	30%
<b>iReady Math</b>	<b>K</b>	<b>1</b>	<b>2</b>	<b>3</b>	<b>4</b>	<b>5</b>	<b>6</b>	<b>7</b>	<b>8</b>
	9%	5%	6%	4%	12%	14%	15%	16%	15%
<b>9th Grade On Track Projection</b>	72% (-3%)		<b>Graduation Projection</b>	76% (-1%)		<b>Dual Credit Early College</b>	N/A	<b>AP/IB</b>	N/A
<b>3rd Grade Reading SBAC</b>	29.7%		<b>8th Grade Math SBAC</b>	12.7%		<b>11th Grade ELA SBAC</b>	49.0%	<b>11th Grade Math SBAC</b>	20.8%

**Wellness and Belonging**

- Schools will meet the mental and emotional needs of students and families as demonstrated by a 5% increase in regular attendance each year for the next three years or the maintenance of 90% regular attendance (regular attendance is defined as 90% of the students attending 90% of the time each year). GOAL: 65.9%

<b>Kindergarten Attendance Projection</b>	61.8% (-3.8%)	<b>District Attendance Projection</b>	67.6% (-2%)	<b>Exclusions</b>	4.2% (+.9%)	
---	---------------	---	-------------	-------------------	-------------	--

**Community Connection**

- LCSD will build strong relationships with families and the community as demonstrated by surveys indicating that 75% of staff, students, and community members are satisfied with LCSD programs, practices, and support.

<b>Family Night Attendance</b>	2039/4229 (48%) (+4%)	<b>Conference Attendance</b>	Total: 58% Ele: 86% Sec: 38%	<b>Survey Results</b>	By School	
------------------------------------	--------------------------	----------------------------------	---------------------------------	---------------------------	-----------	--

# LCSD Continuous Improvement Plan Data Tracking

December 2025

## Academics

- All students will achieve and stay engaged in learning so that each school will increase and maintain the percentage of students at or above benchmark by 5% each year in reading for the next three years, and each school will increase and maintain the percentage of students at or above benchmark by 10% each year in math for the next three years.
- Each LCSD high school will improve its 9th-grade on-track data and four-year cohort graduation by 3% each year or reach and maintain 90% over the next three years.

<b>Acadience/ iReady Reading</b>	<b>K</b>	<b>1</b>	<b>2</b>	<b>3</b>	<b>4</b>	<b>5</b>	<b>6</b>	<b>7</b>	<b>8</b>
	33%	42%	44%	47%	41%	38%	66% Acadience 23% iReady	28%	30%
<b>iReady Math</b>	<b>K</b>	<b>1</b>	<b>2</b>	<b>3</b>	<b>4</b>	<b>5</b>	<b>6</b>	<b>7</b>	<b>8</b>
	9%	5%	6%	4%	12%	14%	15%	16%	15%
<b>9th Grade On Track Projection</b>	72%		<b>Graduation Projection</b>	76%		<b>Dual Credit Early College</b>	N/A	<b>AP/IB</b>	N/A
<b>3rd Grade Reading SBAC</b>	29.7%		<b>8th Grade Math SBAC</b>	12.7%		<b>11th Grade ELA SBAC</b>	49.0%	<b>11th Grade Math SBAC</b>	20.8%

## Wellness and Belonging

- Schools will meet the mental and emotional needs of students and families as demonstrated by a 5% increase in regular attendance each year for the next three years or the maintenance of 90% regular attendance (regular attendance is defined as 90% of the students attending 90% of the time each year). GOAL: 65.9%

<b>Kindergarten Attendance Projection</b>	62.5% (+0.7%)	<b>District Attendance Projection</b>	64.8% (-2.8%)	<b>Exclusions</b>	5.1% (+0.9)	
---	---------------	---	---------------	-------------------	-------------	--

## Community Connection

- LCSD will build strong relationships with families and the community as demonstrated by surveys indicating that 75% of staff, students, and community members are satisfied with LCSD programs, practices, and support.

<b>Family Night Attendance</b>	2086/4203 49.8% (+1.8%) Music Concerts	<b>Conference Attendance</b>	Total: 58% Ele: 86% Sec: 38% 51	<b>Survey Results</b>	Overall: 3.31/4 Parent Involv.: 3.24/4	
------------------------------------	--	----------------------------------	---------------------------------------	---------------------------	---	--

**LCSD Continuous Improvement Plan Data Tracking  
January 2026**

**Academics**

- All students will achieve and stay engaged in learning so that each school will increase and maintain the percentage of students at or above benchmark by 5% each year in reading for the next three years, and each school will increase and maintain the percentage of students at or above benchmark by 10% each year in math for the next three years.
- Each LCSD high school will improve its 9th-grade on-track data and four-year cohort graduation by 3% each year or reach and maintain 90% over the next three years.

<b>Acadience/ iReady Reading</b>	<b>K</b>	<b>1</b>	<b>2</b>	<b>3</b>	<b>4</b>	<b>5</b>	<b>6</b>	<b>7</b>	<b>8</b>
	51%	42%	39%	48%	40%	41%	Acadience 64% iReady 28%	29%	36%
<b>iReady Math</b>	<b>K</b>	<b>1</b>	<b>2</b>	<b>3</b>	<b>4</b>	<b>5</b>	<b>6</b>	<b>7</b>	<b>8</b>
	32%	13%	17%	18%	20%	21%	18%	22%	17%
<b>9th Grade On Track Projection</b>	84.7%		<b>Graduation Projection</b>	85.5%		<b>Dual Credit (11th &amp; 12th)</b>	_ Students _ Classes _ % Part. _ Coll. Crd.	<b>AP (11th &amp; 12th)</b>	74 Students 76 Classes 10.1% Part.
						<b>Early College (11th &amp; 12th)</b>	54 Students 74 Classes 7.3% Part. 233 Coll. Crd.	<b>IB (11th &amp; 12th)</b>	269 Students 567 Classes 36.5% Part.
<b>3rd Grade Reading SBAC</b>	29.7%		<b>8th Grade Math SBAC</b>	12.7%		<b>11th Grade ELA SBAC</b>	49.0%	<b>11th Grade Math SBAC</b>	20.8%

**Wellness and Belonging**

- Schools will meet the mental and emotional needs of students and families as demonstrated by a 5% increase in regular attendance each year for the next three years or the maintenance of 90% regular attendance (regular attendance is defined as 90% of the students attending 90% of the time each year). GOAL: 65.9%

<b>Kindergarten Attendance Projection</b>	54.6%	<b>District Attendance Projection</b>	63.7% (-1.1%)	<b>Exclusions</b>	6%	
---	-------	---------------------------------------	---------------	-------------------	----	--

**Community Connection**

- LCSD will build strong relationships with families and the community as demonstrated by surveys indicating that 75% of staff, students, and community members are satisfied with LCSD programs, practices, and support.

<b>Family Night Attendance</b>	2095/4203 (49.8%)	<b>Conference Attendance</b>	Total: 58% Ele: 86% Sec: 38% 52	<b>Survey Results</b>	Overall: 3.31/4 Parent Involv.: 3.24/4	
--------------------------------	-------------------	------------------------------	---------------------------------------	-----------------------	---	--

b. 2026-2027 Draft School Calendar BG-2

**LINCOLN COUNTY SCHOOL DISTRICT  
2026-27 DISTRICT-WIDE SCHOOL CALENDAR**

	MON	TUE	WED	THU	FRI		Licensed	Instructional Days	Student Contact
AUGUST	MON	TUE	WED	THU	FRI	<b>AUGUST</b>	<b>1</b>	<b>0</b>	<b>0</b>
	3	4	5	6	7	3 Administrators Report			
	10	11	12	13	14	10-14 Student Registration Days (Check School for Dates and Details)			
	17	18	19	20	21	25-26 Brand New to Teaching Inservice			
	24	25	26	27	28	27-28 All New to LCSD Teacher Inservice			
31					31 All Teachers Report: LCSD Professional Development				
SEPTEMBER	MON	TUE	WED	THU	FRI	<b>SEPTEMBER</b>	<b>22</b>	<b>17</b>	<b>17</b>
		1	2	3	4	1-4 All Teachers: LCSD Professional Development			
	7	8	9	10	11	7 Labor Day Holiday (No School)			
	14	15	16	17	18	8 First Day of School and Various Orientations (Check Schools for Details)			
	21	22	23	24	25	8-11 Kindergarten Orientation (Check Schools for Details)			
28	29	30			14 Kindergarten First Day				
OCTOBER	MON	TUE	WED	THU	FRI	<b>OCTOBER</b>	<b>21</b>	<b>21</b>	<b>18</b>
				1	2	9 Statewide Inservice-Non Contract Day (No School)			
	5	6	7	8	9	12 Honoring Indigenous Peoples' Day			
	12	13	14	*15	**16	14 Evening Conferences			
	19	20	21	22	23	*15 Conferences Day and Evening (No School)			
*26	27	28	29	30	**16 (No School)				
					*26 LCSD Professional Development (No School)				
NOVEMBER	MON	TUE	WED	THU	FRI	<b>NOVEMBER</b>	<b>19</b>	<b>17</b>	<b>17</b>
	2	3	4	5	6	11 Veteran's Day Holiday Observed (No School)			
	9	10	11	12	13	25-27 Thanksgiving Break (No School)			
	16	17	18	19	20				
	23	24	25	26	27				
30									
DECEMBER	MON	TUE	WED	THU	FRI	<b>DECEMBER</b>	<b>14</b>	<b>14</b>	<b>14</b>
		1	2	3	4	21-31 Winter Break (No School)			
	7	8	9	10	11				
	14	15	16	17	18				
	21	22	23	24	25				
28	29	30	31						
JANUARY	MON	TUE	WED	THU	FRI	<b>JANUARY</b>	<b>19</b>	<b>18</b>	<b>18</b>
					1	1 Winter Break (No School)			
	4	5	6	7	8	4 All Students Back to School			
	11	12	13	14	15	18 Martin Luther King Day (No School)			
	18	19	20	21	22	22 End of 1st Semester			
25	26	27	28	29	25 Records Day (No School)				
FEBRUARY	MON	TUE	WED	THU	FRI	<b>FEBRUARY</b>	<b>20</b>	<b>19</b>	<b>18</b>
	1	2	3	4	5	*8 LCSD Professional Development (No School)			
	*8	9	10	11	12	15 President's Day Holiday (No School)			
	15	16	17	18	19				
	22	23	24	25	26				
MARCH	MON	TUE	WED	THU	FRI	<b>MARCH</b>	<b>18</b>	<b>18</b>	<b>17</b>
	1	2	3	4	5	*8 LCSD Professional Development (No School)			
	*8	9	10	11	12	22-26 Spring Break (No School)			
	15	16	17	18	19				
	22	23	24	25	26				
29	30	31							
APRIL	MON	TUE	WED	THU	FRI	<b>APRIL</b>	<b>22</b>	<b>22</b>	<b>19</b>
				1	2	14 Evening Conferences			
	5	6	7	8	9	*15 Conferences Day and Evening (No School)			
	12	13	14	*15	**16	**16 (No School)**			
	19	20	21	22	23	*26 LCSD Professional Development (No School)			
*26	27	28	29	30					
MAY	MON	TUE	WED	THU	FRI	<b>MAY</b>	<b>21</b>	<b>20</b>	<b>20</b>
	3	4	5	6	7	31 Memorial Day Holiday (No School)			
	10	11	12	13	14				
	17	18	19	20	21				
	24	25	26	27	28				
31									
JUNE	MON	TUE	WED	THU	FRI	<b>JUNE</b>	<b>13</b>	<b>12</b>	<b>12</b>
		1	2	3	4	10 Seniors' Last Day			
	7	8	9	10	11	11-12 High School Graduations			
	14	15	16	17	18	16 All Students' Last Day - End of 2nd Semester			
	21	22	23	24	25	17 Teachers' Last Day/Records Day (No School)			
28	29	30							
<b>Total Days this Calendar 2026-2027</b>							<b>190</b>	<b>178</b>	<b>170</b>
Total Days 2025-26							190	178	170

- \* = Professional Development (No School)
- \* = Records Day (No School)
- \* = Wednesday Early Release (See Specific Schools for Times)
- \* = No School (Shaded days)
- \* = Conference Day (No School)
- \*\* = Evening Conference Trade Day (No School)
- \* = Days included in Instructional time calculation, pursuant to Oregon Administrative Rule.

- c. Siletz Valley Charter School Update
- 8. Adoption of the Consent Calendar
  - a. Minutes of the Board
  - b. Human Resources
    - 1. Board Personnel Action

## Board Agenda — February 10, 2026 — Personnel Action

### Temporary Licensed Hire (s):

Stacy Fischer	Future Bound Teacher/Newport Middle
Benjamin Malone	Math Teacher/Taft 7-12

### Classified Hire (s):

Vern Pierce	Instructional Assistant/Taft Elementary
Don Strege	Teaching Assistant/Toledo Jr-Sr High School
Shailee Warfield	Special Education Teaching Asst II/Toledo Elementary
Nicole Tanner	Instructional Assistant/Sam Case
Michelle Coates	21 <sup>st</sup> Century Teaching Asst/Sam Case
Valentyna Pogrybniak	Special Education Teaching Asst II/Newport Middle
Olha Ovadovych	Special Education Teaching Asst II/Taft Elementary

### Coach Hire (s):

Carlos Munoz	Assistant Baseball/Newport High
Aaron Griffith	Assistant Baseball/Newport High

### Resignation(s):

Avery Spicka	Instructional Assistant Oceanlake	Resignation 8/25/2025 - 1/8/2026
David West	Grade 6 Teacher Toledo Elementary School	Resignation 8/25/2025 – 2/13/2026

Scott Watford	Spanish Teacher Taft 7-12	Resignation 8/23/2024 – 1/26/2026
Kevin Joiner	Systems Administrator Technology Services	Resignation 10/17/2022 – 2/6/2026
Dylan Whitmore	Health and Records Assistant Sam Case	Resignation 9/19/2022 – 2/17/2026
Janessa Johnson	Special Education Teaching Asst II Oceanlake	Resignation 9/8/2025 – 2/2/2026
Sandi Pankey	Early Childhood Site Coordinator Crestview Heights	Resignation 9/3/2021 – 1/30/2026

9. Action Items
  - a. Facilities & Maintenance/Transportation/Food Services
    1. Provide Comprehensive Asbestos-Containing Building Material Survey  
BG-3

**LINCOLN COUNTY SCHOOL DISTRICT  
REGULAR BOARD MEETING AGENDA  
February 10, 2026**

**TOPIC:** Provide Comprehensive Asbestos-Containing Building Material Survey

**PREPARED BY:** Annette Brooks-Flatt

**WILL BE PRESENTED BY:** Rich Belloni

**TYPE OF ITEM:** Consent  Information  Discussion  Decision

**DESCRIPTION OF AGENDA ITEM:**

Comprehensive asbestos - containing building material survey  
Following school to be on the survey  
Toledo High \$22,234.88  
Newport High \$19,973.24  
Toledo Elementary \$18,231.60  
Taft Elementary \$14,808.32  
Yaquina View Elementary \$14,708.32  
Oceanlake Elementary \$10,809.09  
Sam Case Elementary \$9,647.05  
Siletz Valley Charter \$14,608.32  
Arcadia School \$8,871.50  
Eddyville Charter \$7,289.46  
Early Childhood Center \$7,189.46  
Total of \$148,371.24  
We will be able to piggyback from Multnomah RFP - RFP #13-2021  
Facilities Directo is asking the LCSD School Board to approve proposal

**SUPERINTENDENT'S RECOMMENDATION:**

**ADDITIONAL MATERIAL** Attached: Yes  No  Available: Yes  No

- b. Board
  - 1. Property Proposal - Toledo
- 10. Items of Information & Discussion
  - a. Human Resources
    - 1. Draft Contract non-renewals (Provided under separate cover) BG-2
    - 2. Annual Reduction In Force (RIF) Information
  - b. Board
    - 1. Public Comment (This time is reserved for general public comment to the Board)
  - c. Other
    - 1. Meeting Takeaways
    - 2. Reminders/Announcements
  - d. Adjournment

## **Board Goals 2024-2029**

**GOAL ONE:** Lincoln County School District will establish and meet high expectations for student achievement.

**GOAL TWO:** Lincoln County School District will create equitable, diverse, inclusive, and accessible learning environments across the district within a framework of excellence in education.

**GOAL THREE:** LCSD will provide for the long term health and welfare of our facilities and finances, focusing on accessibility, technological innovation, and purposeful utilization.

**GOAL FOUR:** Lincoln County School District will strengthen community relationships through communication and engagement with staff, students, families, and community partners.

### **Lincoln County School District Equity Team Land Acknowledgement Statement**

We ask that you take a moment to stop what you are doing, to listen to these words as we recognize the land that we currently inhabit. No matter where each of us is physically located in Lincoln County, we must understand that we are on traditional homelands and unceded territories of indigenous peoples. Where we live in Lincoln County, these are the ancestral homelands for the Confederated Tribes of Siletz Indians.

Lincoln County School District acknowledges the Confederated Tribes of Siletz Indians that consists of over 30 bands originating from Northern California to Southern Washington. The Confederated Tribes of Siletz Indians currently occupy and manage a mere fraction of their original 1855 1.1 million-acre Siletz coastal reservation that covered land in what is now Tillamook, Lincoln, Benton, Marion, and Coos Counties. We must remember the people of the Confederated Tribes of Siletz Indians are and will forever be the first stewards of this land, water, and fish.

We acknowledge and recognize the continued sovereignty of the Confederated Tribes of Siletz Indians and honor their ancestral homelands. We are committed to bringing awareness to their history and the existence of the Confederated Tribes of Siletz Indians since time immemorial.

**NON-DISCRIMINATION:** Lincoln County Schools do not discriminate nor tolerate discrimination on the basis of an individual's race, color, religion, sex, sexual orientation, national origin, disability, gender identity, marital status or age or because of the race, color, religion, sex, sexual orientation, national origin, disability, gender identity, marital status or age of any other persons with whom the individual associates.