

Agenda Independent School District 279 School Board	Regular Business Meeting Educational Service Center - Forum Room 11200 93rd Ave N Maple Grove, MN 55369 Tuesday, December 5, 2023 6:00 PM
---	--

Our mission is to inspire and prepare each and every scholar with the confidence, courage and competence to achieve their dreams; contribute to community; and engage in a lifetime of learning.

This regular meeting of the Osseo School Board is being conducted the Board Room of the Educational Service Center, and is open to the public. The meeting can be monitored electronically by streaming online at district279.org/info-center/school-board (Watch Livestream). An archived recording will also be available on the district website.

Agenda Items

1. 6:00 p.m. Welcome and purpose
Tanya Simons, Board Vice Chair
2. 6:05 p.m. Check in
Dr. Kim Hiel, Superintendent
3. 6:10-6:45 p.m. 2024 Legislative Platform 2
John Morstad, Executive Director of Finance and Operations and Valerie Dosland, Ewald Consulting
4. 6:45-7:30 p.m. Enrollment Update 4
John Morstad, Executive Director of Finance and Operations
5. 7:30 p.m. Board Calendar Review 25
Dr. Kim Hiel, Superintendent
6. 7:45 p.m. Adjournment
Tanya Simons, Board Vice Chair

To accommodate individuals with disabilities, this material will be made available in alternative formats upon request. Individuals with disabilities are invited to request reasonable accommodations to participate in or attend a district activity, call your local school or the school district at least seventy-two (72) hours in advance (two-week notice preferred). Members of the public can view and download School Board meeting notices and regular meeting agendas and materials from the district website www.district279.org, under "Info Center > School Board."



LEGISLATIVE PRIORITIES

Our district is committed to giving scholars and families the educational experience they desire and deserve as outlined in our strategic plan. It's a bold future, but one our scholars are in desperate need of after some tough years. It's going to take the financial backing of our state and communities to bring this to life. As such, we strongly believe that educational decisions that directly impact our scholars should be made at the local level. The following priorities have been identified to secure the necessary funds to achieve these critical needs:

PROVIDE STABLE, PREDICTABLE FUNDING

- Increase the general education formula by an additional 2% for fiscal year 2025.
- Link all categorical funding to inflationary increases in the general education formula.
- Increase Local Optional Revenue to \$920 per pupil and link to the basic formula.
- Fully fund the Special Education cross subsidy.
- Provide funding for new programs adopted in 2023:
 - › Unemployment Insurance
 - › Paid Family Medical Leave
 - › Earned Safe and Sick Time
 - › The READ Act

ADDRESS THE WORKFORCE SHORTAGE

- Expand programs and incentives to attract, develop and retain teachers of color.
- Reduce special education paperwork requirements to allow teachers to spend more time with students.
- Remove barriers and provide incentives to address the shortage of teachers, education service professionals, and other staff.

ENHANCE SCHOOL SAFETY AND SUPPORT MENTAL HEALTH

- Increase Safe Schools funding to support the mental health needs of scholars and staff.
- Expand the allowable uses of long-term facility maintenance funding to include the modification of buildings to enhance safety and security.

REDUCE MANDATES

- Fully fund or repeal all existing unfunded mandates and refrain from adding any new unfunded mandates.

These platform items align with those of several statewide education organizations, including Association of Metropolitan School Districts, Minnesota School Boards Association, Minnesota Association of School Administrators, and Minnesota Association of School Business Officials.

Our **mission** is to inspire and prepare each and every scholar with the confidence, courage and competence to achieve their dreams; contribute to community; and engage in a lifetime of learning.

Part of the work of our strategic plan has included an update to this mission statement and the creation of a vision, core values and strategic directions. School board members approved the plan in 2021 after two years of research and analysis with parents/caregivers, scholars, staff, and community members. This is the starting point for bringing our district to the next level of excellence and giving scholars and families the educational experience they desire and deserve. Visit district279.org/StrategicPlan for more information.

OUR DISTRICT SERVES MORE THAN:

21,000 preK-12 scholars and

150,000 community members
living in eight cities:

Brooklyn Center, Brooklyn Park, Corcoran, Dayton,
Maple Grove, Osseo, Plymouth, and Rogers

SCHOLAR COMPOSITION:

63% are scholars of color

42% are scholars receiving free/
reduced meals

13% are scholars receiving special
education services

11% are English Learners scholars



SCHOOL BOARD MEMBERS:

- Jacqueline Mosqueda-Jones
- Tanya Simons Prince
- Thomas Brooks
- Heather Douglass
- Tamara Grady
- Sarah Mitchell

DISTRICT LEADERS:

- Dr. Kim Hiel**
Superintendent
- John Morstad**
Executive Director of
Finance and Operations

FOLLOW US ON SOCIAL MEDIA

Facebook @OsseoSchools,
Instagram @OsseoSchools,
and Twitter @ISD279

OSSEO AREA SCHOOLS

ISD  279

Enrollment Trends and Five-Year Enrollment Projections

Presented by John Morstad

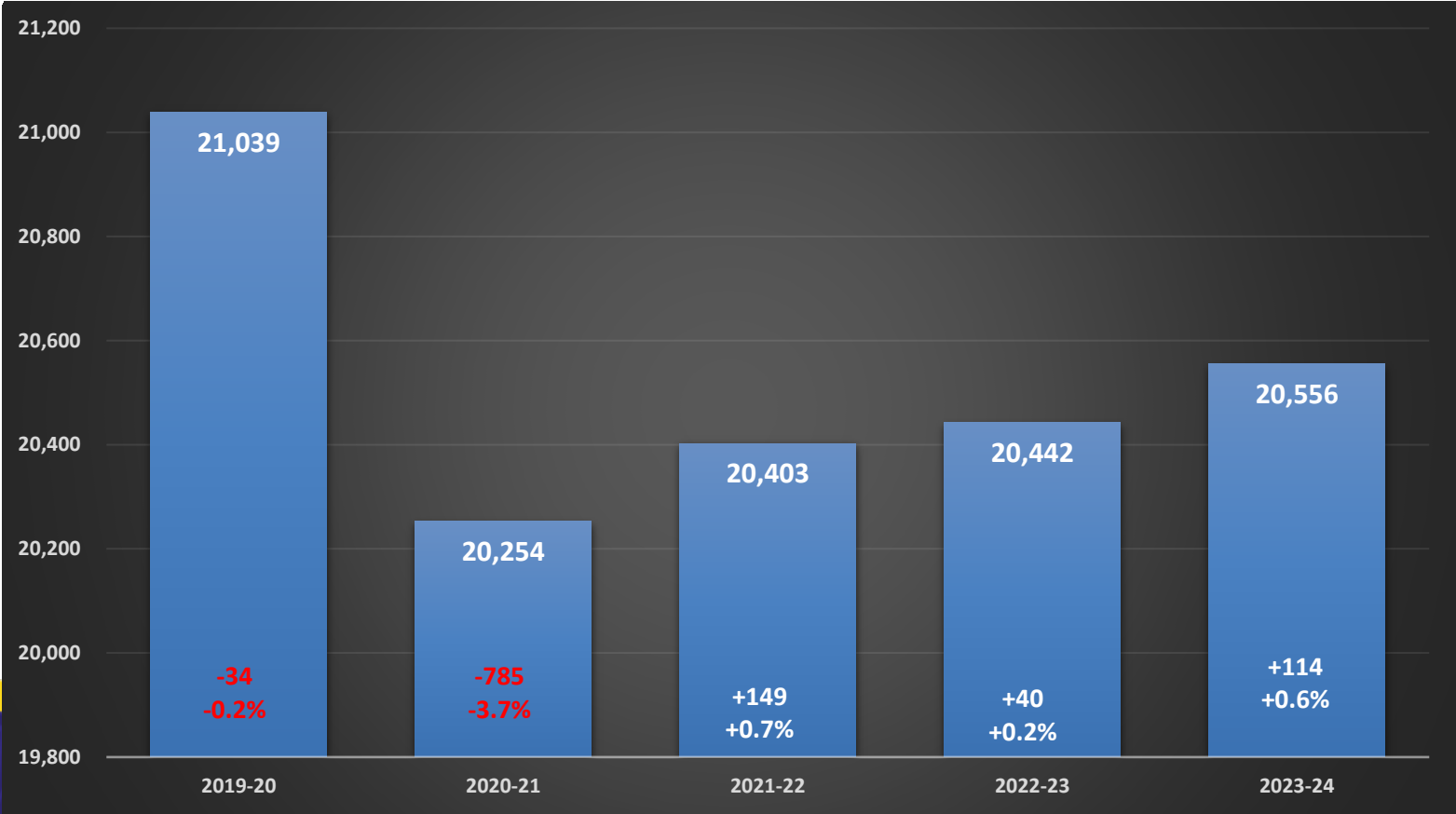
Executive Director of Finance and Operations

School Board Work Session, December 5, 2023

Purpose:

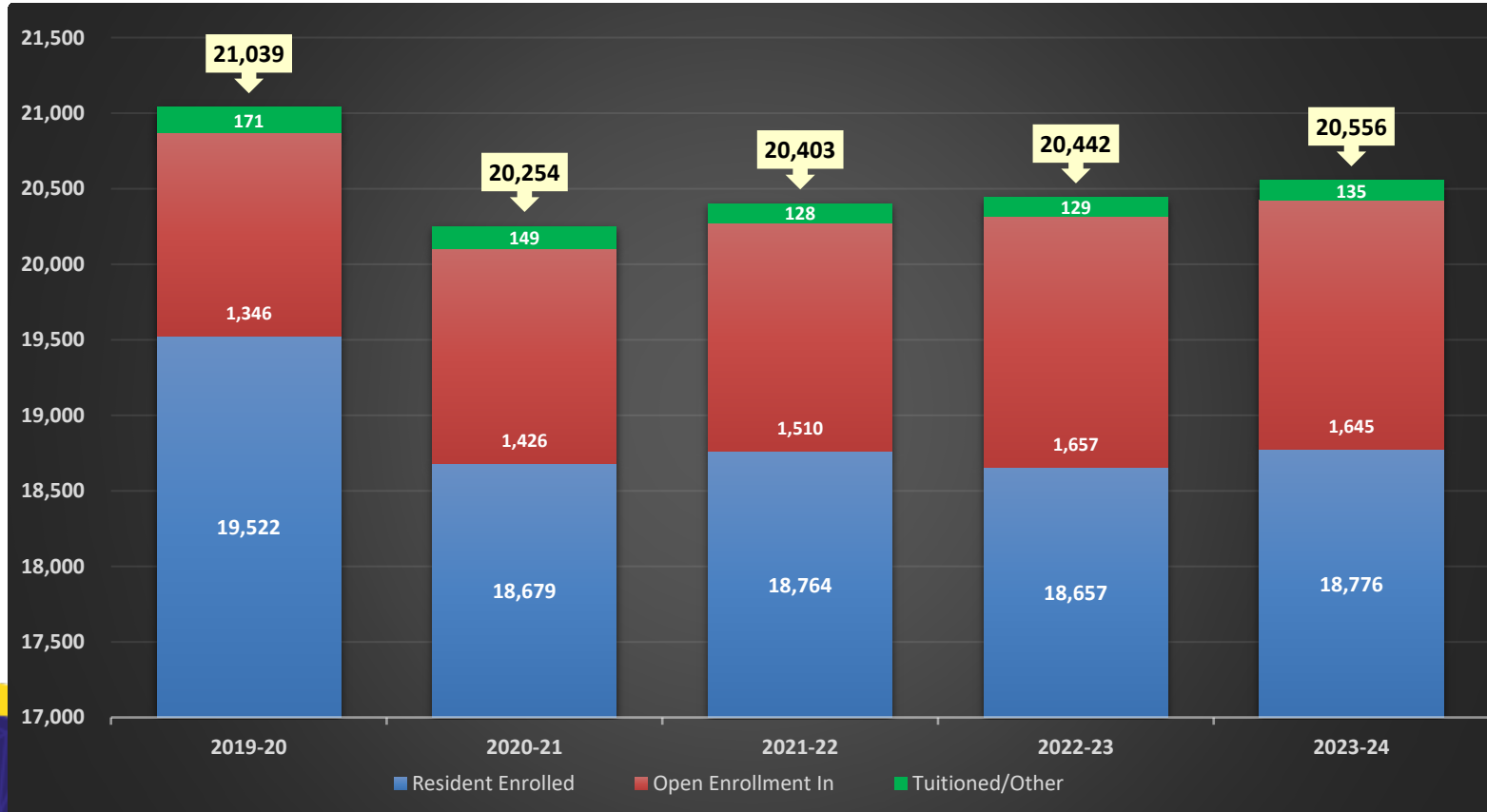
Provide an overview of enrollment trends used in making 5-year enrollment projections.

Total Enrollment Trend

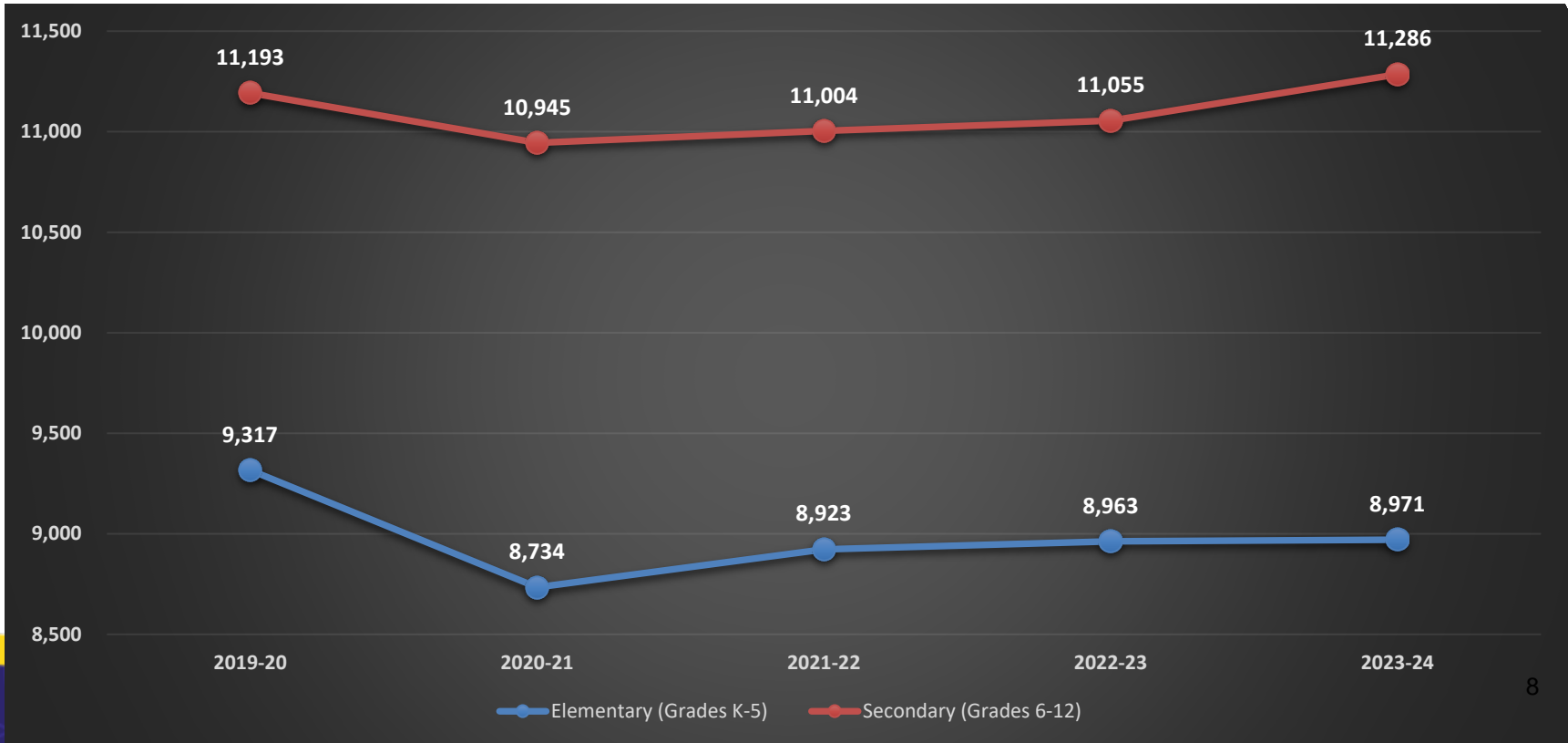


Source: MARSS year-end data for previous years; internal InfoSys Nov. 1 data for current year

Enrollment Categories

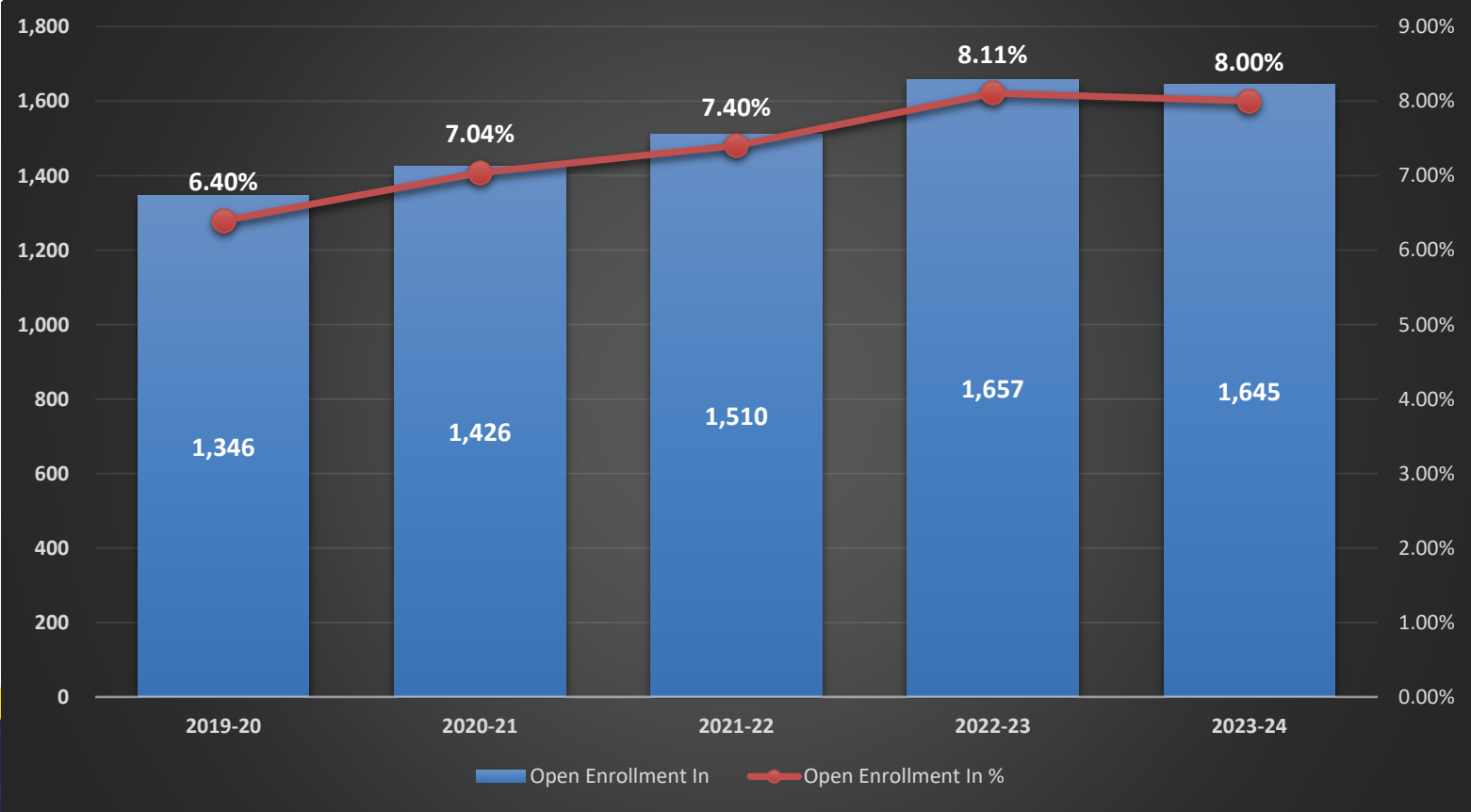


K-12 Enrollment Trends (historical)



Source: MARSS year-end data for previous years; internal InfoSys Nov. 1 data for current year

Non-Resident Enrollment History



Source: MARSS year-end data for previous years; internal InfoSys Nov. 1 data for current year

Osseo Area Schools - Grade and Site Enrollment Estimates

School Name	Actual 12.1.23														FY 2023 Actual	One-Year Change	
	K	1	2	3	4	5	6	7	8	9	10	11	12	FY 2024 Actual			
City of Brooklyn Center																	
Garden City	63	50	51	55	47	53								319	294	25	8.50%
City of Brooklyn Park																	
Birch Grove	63	63	69	78	76	94								443	406	37	9.11%
Crest View	34	46	33	36	36	31								216	220	(4)	-1.82%
Edinbrook	104	96	114	99	108	124								645	659	(14)	-2.12%
Fair Oaks	51	58	64	53	55	62								343	337	6	1.78%
Palmer Lake	66	76	79	71	76	62								430	455	(25)	-5.49%
Park Brook	39	50	54	42	51	46								282	269	13	4.83%
Woodland	101	106	120	105	107	99								638	631	7	1.11%
Zanewood	56	50	46	50	51	49								302	290	12	4.14%
City of Maple Grove																	
Basswood	130	151	145	130	145	150								851	873	(22)	-2.52%
Cedar Island	86	78	81	92	74	68								479	432	47	10.88%
Elm Creek	85	95	81	92	80	84								517	527	(10)	-1.90%
Fernbrook	154	157	150	144	149	173								927	893	34	3.81%
Oak View	72	86	84	83	81	81								487	486	1	0.21%
Rush Creek	100	126	137	132	131	114								740	776	(36)	-4.64%
Rice Lake	101	98	96	111	114	98								618	632	(14)	-2.22%
Weaver Lake	99	100	105	107	118	116								645	635	10	1.57%
Elementary School Total	1,404	1,486	1,509	1,480	1,499	1,504								8,882	8,815	67	0.76%
City of Brooklyn Park																	
Brooklyn Middle							325	275	340					940	987	(47)	-4.76%
North View Middle							171	151	141					463	402	61	15.17%
Park Center Senior										530	560	475	423	1,988	1,838	150	8.16%
City of Maple Grove																	
Maple Grove Middle							514	535	518					1,567	1,596	(29)	-1.82%
Maple Grove Senior										627	636	568	566	2,397	2,283	114	4.99%
City of Osseo																	
Osseo Middle							339	388	407					1,134	1,152	(18)	-1.56%
Osseo Senior										555	600	560	515	2,230	2,221	9	0.41%
Secondary School Total							1,349	1,349	1,406	1,712	1,796	1,603	1,504	10,719	10,479	240	2.29%
Subtotal	1,404	1,486	1,509	1,480	1,499	1,504	1,349	1,349	1,406	1,712	1,796	1,603	1,504	19,601	19,294	307	1.59%
Osseo Education Center													77	77	0	0.00%	
Osseo Area Learning Center										-	17	44	134	195	168	27	16.07%
279 Online K-5	9	10	15	16	15	24								89	148	(59)	100.00%
279 Online 6-8							28	28	55					111	116	(5)	100.00%
279 Online 9-12										28	44	39	73	184	219	(35)	100.00%
Subtotal	9	10	15	16	15	24	28	28	55	28	61	83	284	656	728	(72)	-9.89%
GRAND TOTAL ENROLLMENT	1,413	1,496	1,524	1,496	1,514	1,528	1,377	1,377	1,461	1,740	1,857	1,686	1,788	20,257	20,022	235	1.17%

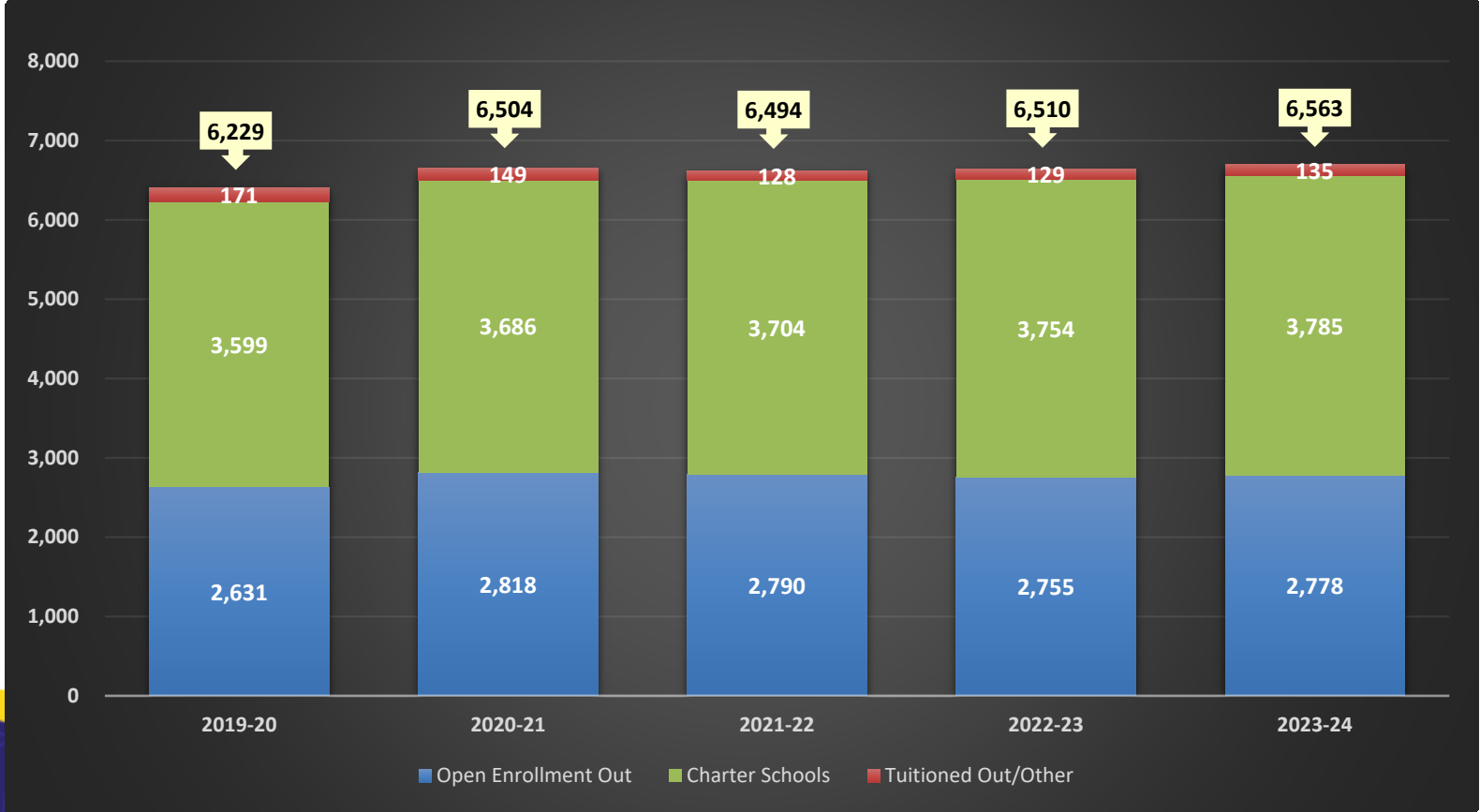
Osseo Area Schools - Grade & Site Enrollment Variance from Projections as of 12.1.2023

School Name	10 or more students above projection						10 or more students below projection							5% above	
	Kindergarten	1	2	3	4	5	Grade Level						5% below		
							6	7	8	9	10	11	12	K-12	% Variance
Basswood	(26)	(18)	(3)	(1)	1	(3)								(50)	-5.55%
Birch Grove	4	0	6	12	2	14								38	9.38%
Cedar Island	10	0	7	4	9	2								32	7.16%
Crest View	(12)	8	(1)	2	1	4								2	0.93%
Edinbrook	(4)	(8)	8	(6)	(2)	(5)								(17)	-2.57%
Elm Creek	(3)	1	(8)	1	(9)	(7)								(25)	-4.61%
Fair Oaks	(8)	7	8	(2)	7	4								16	4.89%
Fernbrook	5	(12)	(6)	(14)	(21)	(21)								(69)	-6.93%
Garden City	10	3	4	9	(2)	4								28	9.62%
Oak View	(13)	6	5	(5)	0	(2)								(9)	-1.81%
Palmer Lake	(15)	(1)	(4)	(9)	(7)	(2)								(38)	-8.12%
Park Brook	(7)	0	5	5	0	4								7	2.55%
Rice Lake	(9)	(19)	(13)	8	(10)	(2)								(45)	-6.79%
Rush Creek	(32)	(7)	(8)	(4)	(3)	(7)								(61)	-7.62%
Weaver Lake	2	(3)	(4)	1	3	3								2	0.31%
Woodland	(11)	1	1	(4)	8	2								(3)	-0.47%
Zanewood	(7)	(2)	(2)	8	6	10								13	4.50%
Elementary School Total	(116)	(44)	(5)	5	(17)	(2)								(179)	-1.98%
Brooklyn Middle							18	(17)	(1)					0	0.00%
Maple Grove Middle							(8)	(6)	(12)					(26)	-1.63%
North View Middle							2	26	20					48	11.57%
Osseo Middle							(23)	(5)	(15)					(43)	-3.65%
Middle School Total							(11)	(2)	(8)					(21)	-0.51%
Maple Grove Senior High										34	(14)	13	7	40	1.70%
Osseo Senior High										(11)	(7)	(3)	17	(4)	-0.18%
Park Center Senior High										9	7	(7)	19	28	1.43%
Senior High School Total										32	(14)	3	43	64	0.98%
Subtotal	(116)	(44)	(5)	5	(17)	(2)	(11)	(2)	(8)	32	(14)	3	43	(136)	-0.69%
Osseo Education Center (Transition)													(6)	(6)	-7.23%
Osseo Area Learning Center							0	0	0	0	2	(2)	26	26	15.38%
279 Online K-5	(11)	(10)	(9)	(12)	(11)	(8)								(61)	-36.09%
279 Online 6-8							(7)	(13)	15					(5)	-2.96%
279 Online 9-12										(31)	(16)	(28)	(24)	(99)	-58.58%
Subtotal							(7)	(13)	15	(31)	(14)	(30)	(4)	(145)	-18.10%
TOTAL VARIANCE FROM PROJECTION	(116)	(44)	(5)	5	(17)	(2)	(18)	(15)	7	1	(28)	(27)	39	(281)	-1.37%
5% above															
5% below	-7.53%	-2.84%	-0.33%	0.33%	-1.10%	-0.13%	-1.29%	-1.08%	0.48%	0.06%	-1.49%	-1.58%	2.23%	-1.37%	

Enrollment Actual Versus Projected

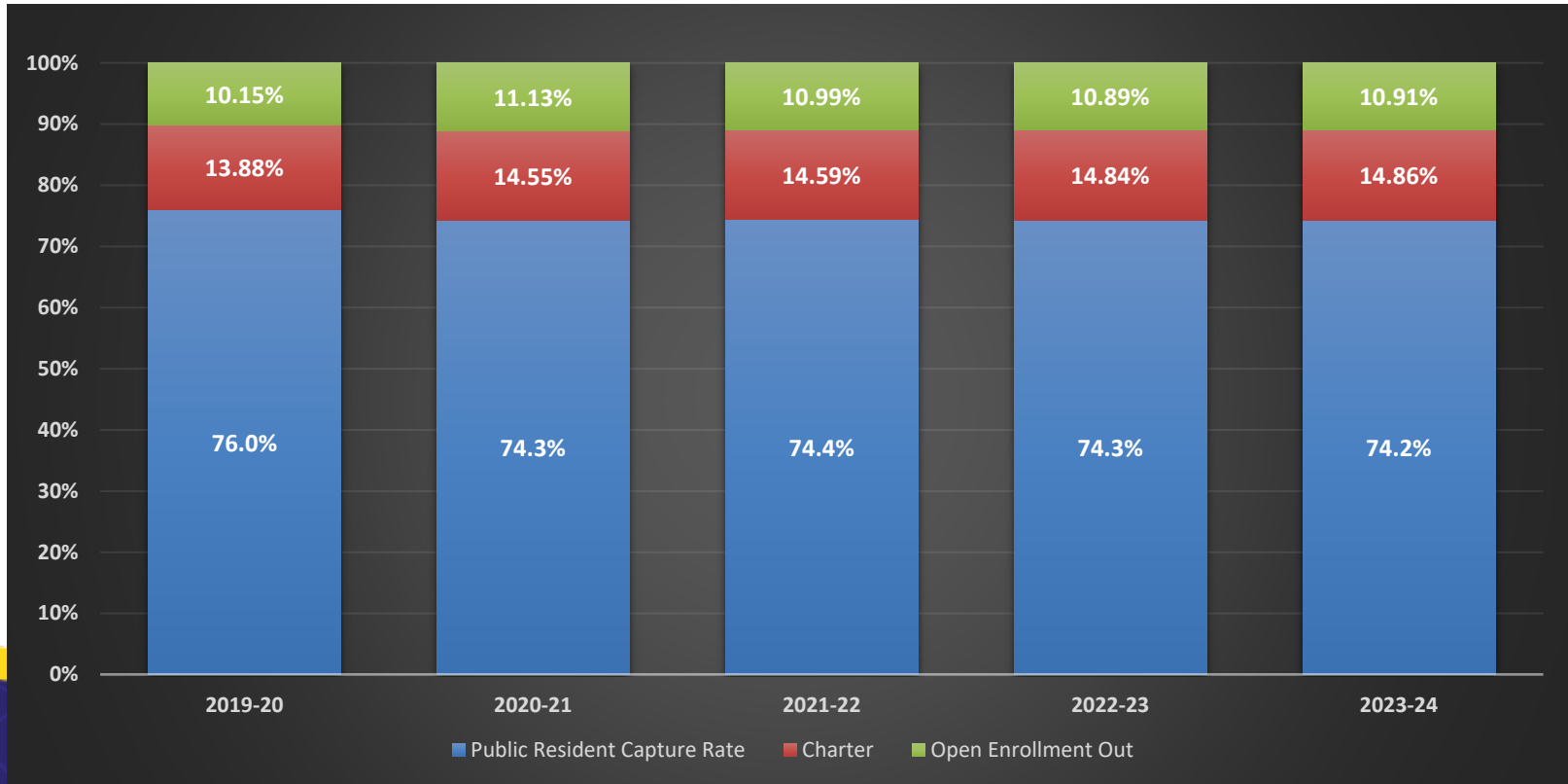
- ▶ 281 below projection in K-12:
 - (192) under projection in elementary
 - (35) below projection in middle school
 - 93 above projection in senior high
 - (165) below projection at OEC, OALC, and 279Online
- ▶ Variance of 10 or more above projections:
 - Birch Grove, Cedar Island, Fair Oaks, Garden City, Zanewood, North View Middle, Maple Grove Senior, Osseo Senior, Park Center Senior

Residents Attending Elsewhere - Public



Source: MARSS year-end data for previous years; internal InfoSys Nov. 1 data for current year

ISD 279 residents choosing **public** school options



ISD 279 Residents Attending Other Public Districts

School districts enrolling more than 50 ISD 279 residents

District	FY 2024 Preliminary			FY 2023	FY 2022	FY 2021	FY 2020
	ISD 279 Residents Lost	Non-Residents Gained	Net Gain or Loss	Net Gain or Loss ⁴	Net Gain or Loss	Net Gain or Loss ²	Net Gain or Loss
Anoka Hennepin*	(787)	552	(235)	(271)	(266)	(234)	(325)
Brooklyn Center*	(344)	189	(155)	(162)	(195)	(188)	(243)
Buffalo*	(5)	24	19	19	15	25	22
Elk River*	(99)	68	(31)	(18)	(28)	(48)	(35)
Fridley*	(161)	19	(142)	(131)	(145)	(137)	(133)
Mounds View	(16)	12	(4)	(11)	(14)	(35)	(46)
Minneapolis	(200)	223	23	25	402	104	28
Robbinsdale	(350)	360	10	61	9	31	(7)
Rockford*	(69)	38	(31)	(41)	(34)	(43)	(31)
Wayzata	(87)	34	(53)	(50)	(57)	(79)	(95)
TOTAL			(599)	(579)	(313)	(604)	(865)

*Members of Northwest Suburban Integration School District (NWSISD)

Estimated data. Mpls has not reported yet...

ISD 279 Residents Attending Other – Charter Schools

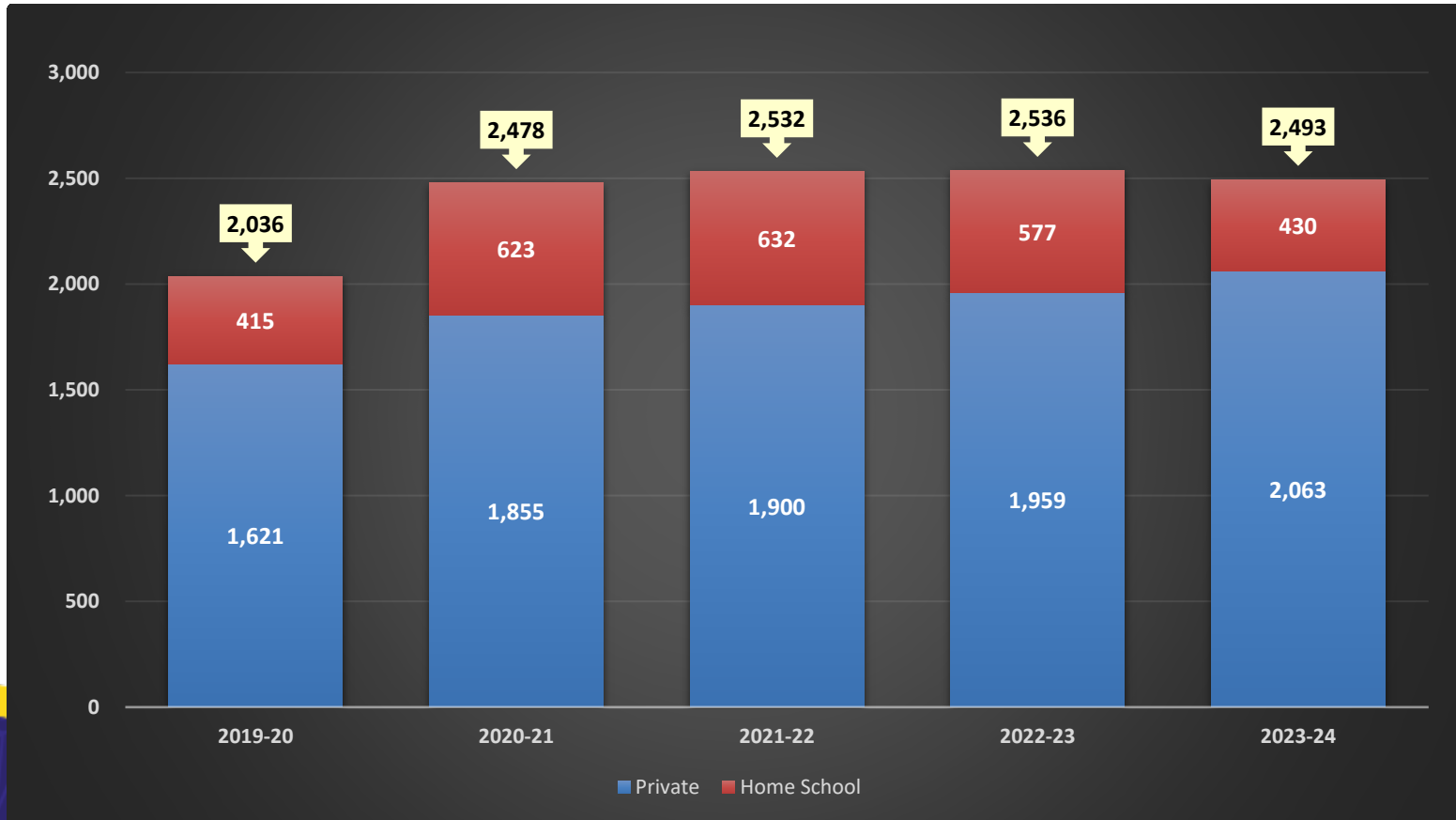
Charter schools enrolling more than 60 ISD 279 residents

Charter	FY 2024 Preliminary	Increase/Decrease	FY 2023	FY 2022	FY 2021	FY 2020
Parnassus	913	(27)	940	939	887	766
Athlos Leadership Academy	406	(81)	487	535	524	522
Noble Academy	297	(24)	321	335	404	526
Prairie Seeds Academy	297	16	281	277	262	262
New Millenium Academy	274	15	259	244	228	173
Excell Academy	227	(14)	241	201	225	206
Hmong College Prep Academy	115	16	99	118	101	74
Minnesota Transitions	133	(1)	134	115	141	105
Minnesota Excellence in Learning Academy	97	1	96	84	97	90
Beacon Academy	73	(11)	84	73	112	153
	2,832	(110)	2,942	2,921	2,981	2,877

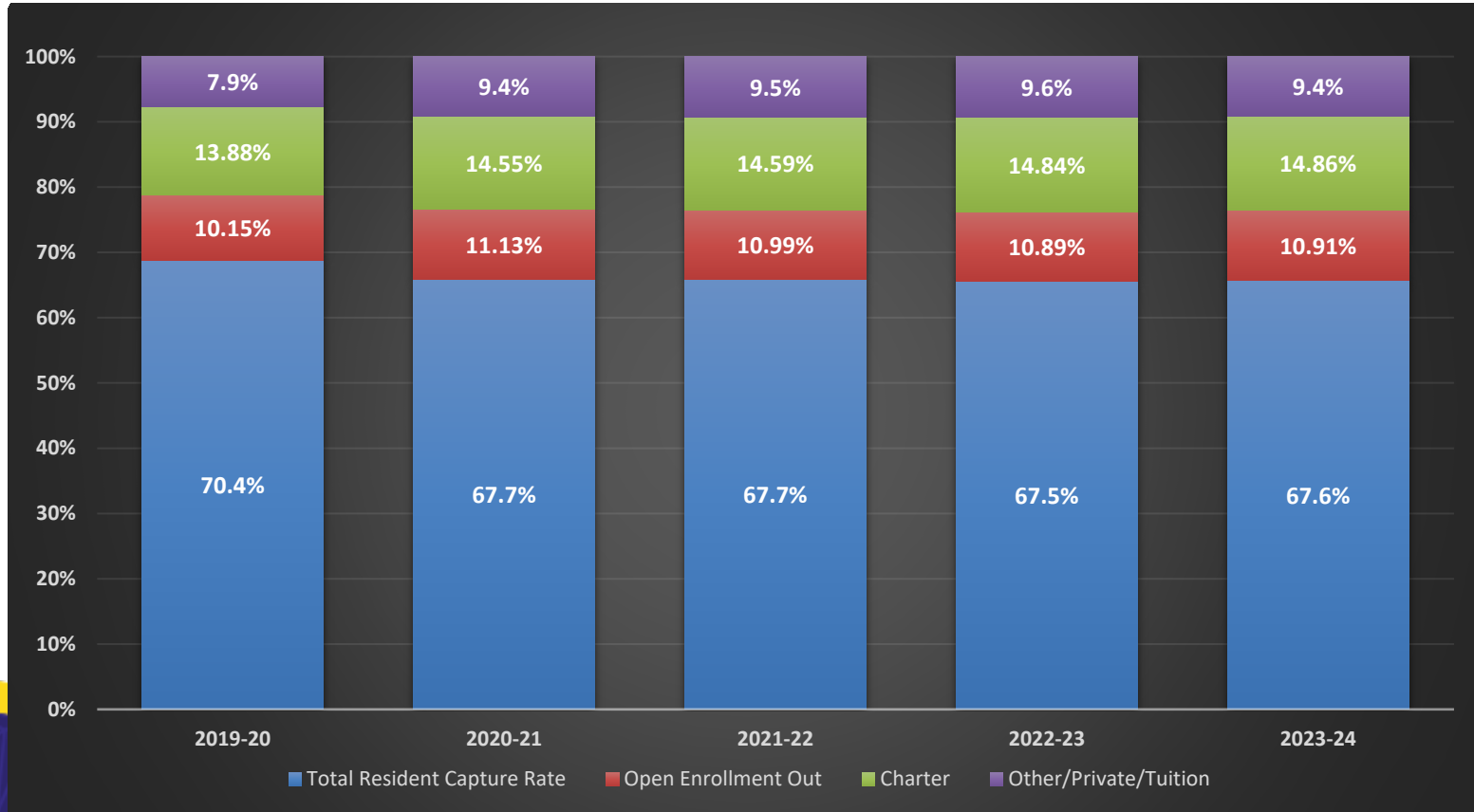
Only showing schools with 60 or more ISD 279 residents

84 charter schools have a total of 3,785 ISD 279 residents attending

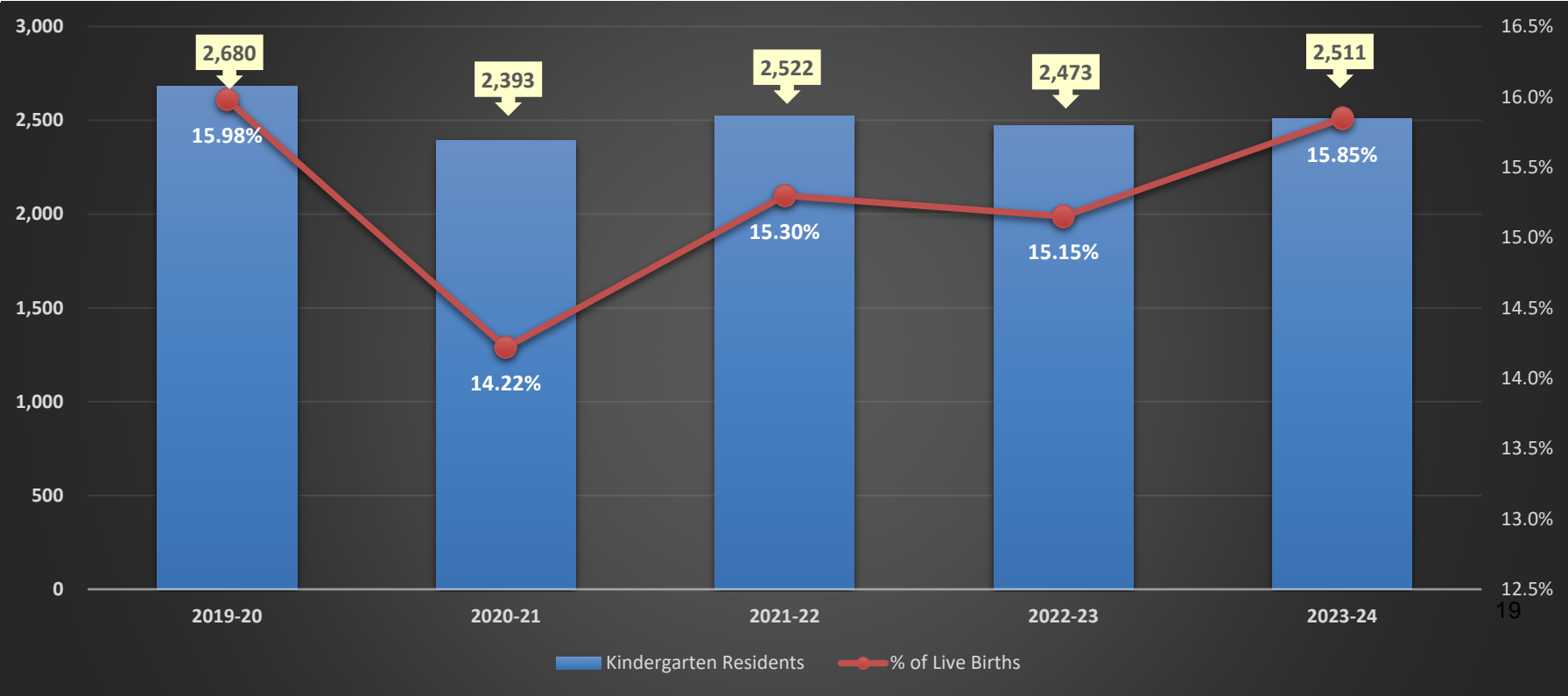
Residents Attending Elsewhere - Private



ISD 279 Residents Overall Capture Rate

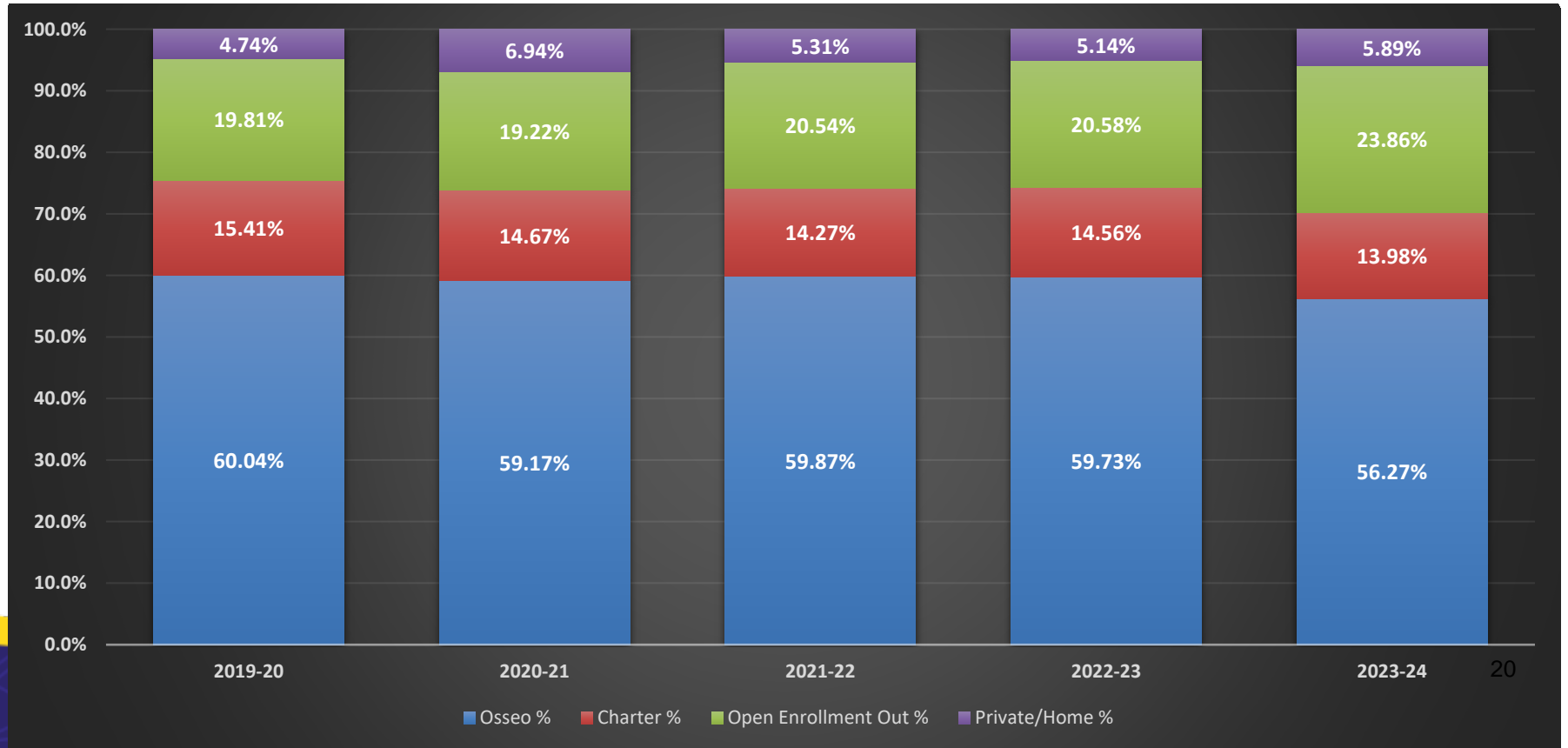


Resident kindergarten students (as a % of Hennepin County Birth Rate)



Source: MARSS year-end data for previous years; internal InfoSys Nov. 1 data for current year

Resident Kindergarten Capture Rate



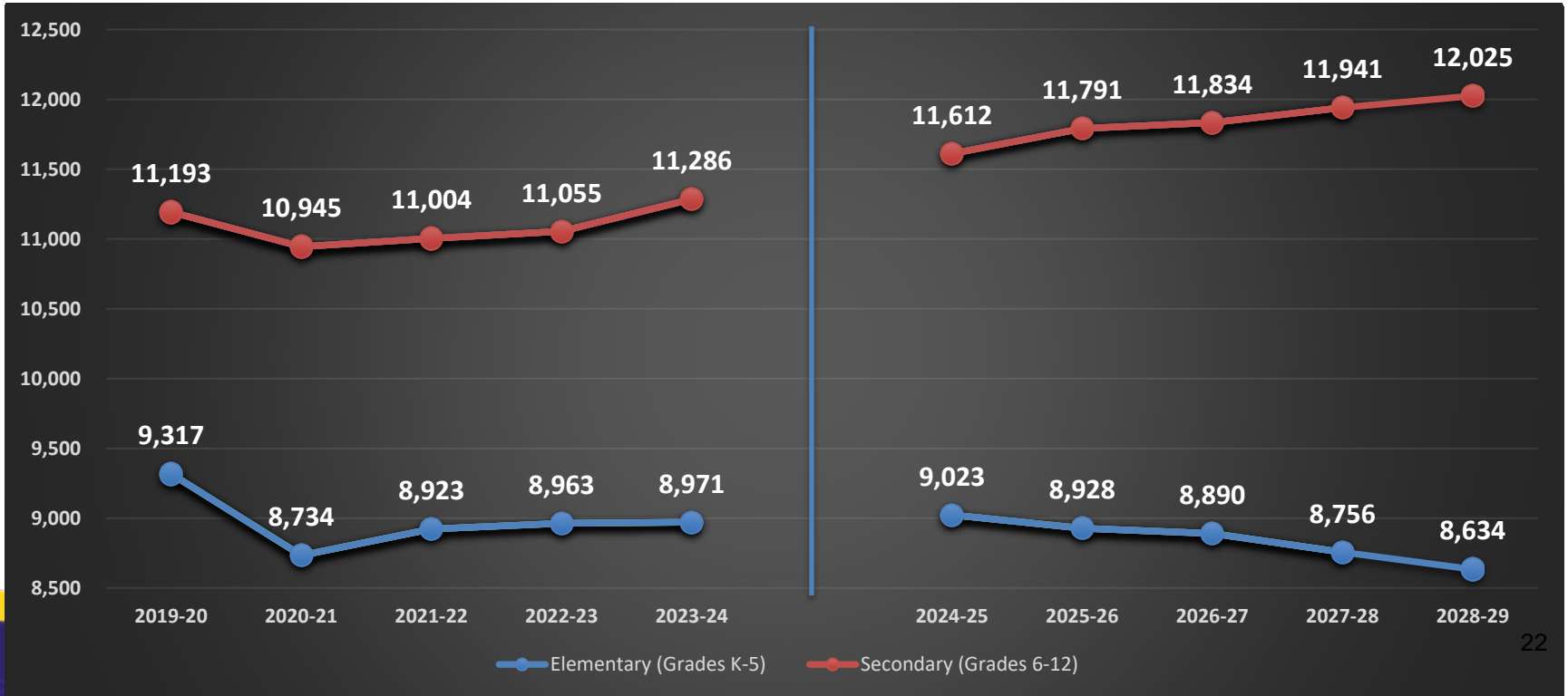
Source: MARSS year-end data for previous years; internal InfoSys Nov. 1 data for current year

Draft Enrollment Projection

Enrollment Projections											
FALL AND SPRING ENROLLMENT PRIOR YEAR DATA											
Grade or Age	*	FY 2020	FY 2021	FY 2022	FY 2023	FY 2024	FY 2025	FY 2026	FY 2027	FY 2028	FY 2029
Henn Cty Births		16,770	16,829	16,485	16,322	15,845	15,430	13,130	14,233	14,439	14,615
Kindergarten	*	1,609	1,416	1,499	1,479	1,413	1,446	1,238	1,336	1,355	1,370
Grade 1	*	1,564	1,528	1,493	1,503	1,496	1,456	1,512	1,298	1,381	1,395
Grade 2	*	1,534	1,492	1,535	1,501	1,524	1,526	1,495	1,553	1,330	1,409
Grade 3	*	1,517	1,419	1,497	1,515	1,496	1,533	1,548	1,515	1,557	1,332
Grade 4	*	1,535	1,434	1,425	1,517	1,514	1,517	1,569	1,577	1,534	1,571
Grade 5	*	1,558	1,445	1,474	1,448	1,528	1,545	1,566	1,611	1,599	1,557
Kind - Grade 5	*	9,317	8,734	8,923	8,963	8,971	9,023	8,928	8,890	8,756	8,634
Grade 6	*	1,595	1,456	1,410	1,347	1,377	1,483	1,504	1,519	1,541	1,531
Grade 7	*	1,489	1,559	1,469	1,422	1,377	1,428	1,529	1,550	1,545	1,569
Grade 8	*	1,518	1,467	1,580	1,484	1,461	1,437	1,481	1,588	1,584	1,579
Grade 6-8	*	4,602	4,482	4,459	4,253	4,215	4,348	4,514	4,657	4,670	4,679
Grade 9	*	1,656	1,654	1,660	1,844	1,740	1,724	1,689	1,744	1,848	1,839
Grade 10	*	1,730	1,595	1,625	1,704	1,857	1,755	1,762	1,732	1,767	1,866
Grade 11	*	1,569	1,658	1,569	1,601	1,686	1,884	1,765	1,776	1,732	1,767
Grade 12	*	1,636	1,556	1,691	1,653	1,788	1,901	2,061	1,925	1,924	1,874
Grade 9-12	*	6,591	6,463	6,545	6,802	7,071	7,264	7,277	7,177	7,271	7,346
Grand Total K-12	*	20,510	19,679	19,927	20,018	20,257	20,635	20,719	20,724	20,697	20,659
Change		-10	-831	248	91	239	378	84	5	-27	-38
		-0.05%	-4.05%	1.26%	0.46%	1.19%	1.87%	0.41%	0.02%	-0.13%	-0.18%

NOTE: Henn County Births shown above occurred 5 years prior to the year displayed

Projected trend lines through 2029



Source: MARSS year-end data for previous years; internal InfoSys Nov. 1 data for current year; Projections for future years

Next steps

- ▶ Finalize grade and site level enrollment projections in January
- ▶ Final enrollment data is then used to determine revenue budgets and staffing allocations
- ▶ Continue to use data to inform the Enrollment and Capacity Management Advisory Committee (ECMAC)

OSSEO AREA SCHOOLS

ISD  279

Enrollment Trends and Five-Year Enrollment Projections

School Board Work Session, December 5, 2023

OSSEO AREA SCHOOLS



Draft 1 Yr Board Calendar

Revised November 29, 2023

Self-Governance

Board member learning opportunities:

- MSBA phase training
- MSBA Leadership Conference
- AMSD Conference

Items to be defined, related to self-governance:

- Consider board structures, processes and workflow review
- Affiliation and training with MAP Center

Possibilities for Public Engagement

- Listening sessions (based on topics of interest)
- Board site visits with superintendent
- Public awareness of board work and the communication to community from the board (as a whole)
- Consider having Board Action Update on social media/newsletters (check with Kay) after board meetings
- Staff Town Hall
- Visibility across the district & community (add specific events and activities)
- Define public engagement – boundaries between governance and management
- Open mic – engage administration and board
- Strategic public engagement forums with large district initiatives (where does committee work fit?)

Osseo Area Schools

Proposed Board of Education July-December 2023 Agenda/Calendar

	July	August	September	October	November	December
District Policy				<ul style="list-style-type: none"> ● Policy Committee Mtg (10/10/2023) Edinbrook -Policy changes from legislative session -Policy review cycle implementation 	Check board interest on policies for review Policy review through lens of equity, per strategic plan	<ul style="list-style-type: none"> ● Policy Committee Mtg (12/5/2023) -Book policy review
Op Oversight	Regular Meeting (7/25/23) <ul style="list-style-type: none"> ● Superintendent’s Report ● Gifts to the district 	Work Session (8/15/23) <ul style="list-style-type: none"> ● LGBTQIA+ resolution update ● School Board 1-year through 3-year Governance Work Plans ● Strategic Priorities Regular Mtg (8/29/23) <ul style="list-style-type: none"> ● Superintendent’s Report ● Non-public contracts for Student Services ● LTFM Board Approval ● Joint Powers Agreement with City of Brooklyn Park (bond referendum election) ● Negotiation Strat Mtg (closed) ● ESP, Kidstop, and RN/LPN contract approval 	Work Session (9/12/23) <ul style="list-style-type: none"> ● 2022-2023 District Stakeholder Survey Results ● Legislative Updates ● CAREI district audit findings ● Process for selecting books ● Committees, roles and responsibilities Regular Mtg (9/26/23) <ul style="list-style-type: none"> ● Introduction of Student Board Representatives ● Superintendent’s Report ● Public Comment Bond Referendum ● Preliminary Levy ● Preliminary FY 2023 Financial Report ● General Liability Insurance Renewal ● AESP Contract ratifications ● Negotiation Strat Mtg (closed) 	Work Session (10/10/23) (at Edinbrook) <ul style="list-style-type: none"> ● Monitoring Report: Strategic Direction E Initiatives ● Spotlight on the Enrollment Center Regular Mtg (10/24/23) <ul style="list-style-type: none"> ● Student Board Representatives Report ● Superintendent’s Report ● Students Connecting Through International Service ● Monitoring Report: Strategic Direction E Initiatives ● Contract ratifications ● Lobbyist contract approval ● Negotiation Strategies Meeting (closed session) 	Special Mtg – Election Canvassing (11/14/23) followed by Work Session <ul style="list-style-type: none"> ● World’s Best Workforce Results ● LRFM Budget Parameters ● LTFM Update ● Build a Better Future Referendum Result, Communication Plan Detailed Summary Regular Mtg (11/21/23) <ul style="list-style-type: none"> ● Student Performance: MGSH’s Chicago ● Student Board Representatives Report ● Superintendent’s Report ● FY23 Financial Audit Results presentation ● World’s Best Workforce Results ● Building a Better Future referendum results. communication plan summary ● Contract ratifications ● Negotiation Strategies Meeting (closed session) 	Work Session (12/5/23) <ul style="list-style-type: none"> ● Legislative Platform ● Enrollment Update Regular Mtg (12/12/23) <ul style="list-style-type: none"> ● Student Performance: Birch Grove choral or instrumental ● Student Board Representatives Report ● Superintendent’s Report ● Legislative Platform ● Final Levy/Truth in Taxation ● Contract ratifications ● Negotiation Strategies Meeting (closed session)
Board Self Gov.	<ul style="list-style-type: none"> ● Board PD Session ● Cabinet PD Session (on the calendar 1/16/24) 	Work Session <ul style="list-style-type: none"> ● Standing item: Board calendar review 	Work Session <ul style="list-style-type: none"> ● Board calendar review ● Board PD Session TBD 	Work Session <ul style="list-style-type: none"> ● Board calendar review 	Work Session <ul style="list-style-type: none"> ● Board calendar review 	Work Session <ul style="list-style-type: none"> ● Board calendar review
Sup Relations			Establish individual board member meetings process (frequency TBD)	Develop superintendent evaluation/goal setting process		
Public Engagement		<ul style="list-style-type: none"> ● Community informational meeting on safety and risk management 	<ul style="list-style-type: none"> ● Community informational meetings on referendum 	<ul style="list-style-type: none"> ● Community informational meeting on referendum 		

Osseo Area Schools

DRAFT Proposed Board of Education January-June 2024 Agenda/Calendar

	January	February	March	April	May	June
District Policy			<ul style="list-style-type: none"> Policy Committee Meeting (3/12/24) 			<ul style="list-style-type: none"> Policy Committee Meeting (6/11/24)
Op Over-sight	<p>Organizational Meeting (1/9/24)</p> <ul style="list-style-type: none"> Election of board officers Board compensation Consent agenda (business, legal) Committee and Joint Board representatives Informational Items: Operating Protocols – Resolution and Agenda Setting <p>followed by</p> <p>Work Session</p> <ul style="list-style-type: none"> Monitoring Report: Strategic Direction D Initiatives Review of BIPOC Achievement Data <p>Professional Development (1/16/2024) Board & Cabinet</p> <ul style="list-style-type: none"> Restorative Session Listening Leader Book Equity and Inclusion Prof Development <p>Regular Mtg (1/23/2024)</p> <ul style="list-style-type: none"> Monitoring Report: Strategic Direction D Initiatives Summary Student Board Representatives Report Contract ratifications Negotiations Strategy Meeting (SM/closed session) 	<p>Work Session (2/6/24)</p> <ul style="list-style-type: none"> Concurrence with AIPEC/AI Budget Review Monitoring Report C LRFP Budget Update FY 2024 Mid-Year Budget Update Address Disparities for BIPOC Students (Strategic Direction E) <p>Regular Mtg (2/20/24)</p> <ul style="list-style-type: none"> Student Board Representatives Report Monitoring Report C FY24 Budget Adjustments FY24 Capital Budget Approval Contract ratifications Negotiations Strategy Meeting (SM/closed session) 	<p>Work Session (3/12/24)</p> <ul style="list-style-type: none"> Board Self-evaluation process <p>Regular Mtg (3/19/24)</p> <ul style="list-style-type: none"> Student Board Representatives Report Technology bid awards E-rate bid awards Contract ratifications Negotiations Strategy Meeting (SM/closed session) 	<p>Work Session (4/9/24)</p> <ul style="list-style-type: none"> Monitoring report B <p>Regular Mtg (4/23/24)</p> <ul style="list-style-type: none"> Student Board Representatives Report Monitoring Report B District Planning Advisory Council (DPAC) Recommendations Insurance renewals ECMAC Recommendations Contract ratifications Negotiations Strategy Meeting (SM/closed session) 	<p>Work Session (5/7/24)</p> <ul style="list-style-type: none"> George Floyd/RISE Update Board self-evaluation report and recommendations <p>Regular Mtg (5/21/24)</p> <ul style="list-style-type: none"> Retiree recognition Student board rep recognition Termination of probationary teachers Contract ratifications Negotiations Strategy Meeting (SM/closed session) 	<p>Work Session (6/11/24)</p> <ul style="list-style-type: none"> 2024-25 Budget Legislative Update (WS/IO) 10-Year LTFM Plan (RM/IO) Meeting (SM/closed session) Monitoring Report A <p>Regular Mtg (6/25/24)</p> <ul style="list-style-type: none"> 2024-25 Budget 10-year LTFM Plan Monitoring Report A Contract ratifications Negotiations Strategy Meeting (closed session)
Board Gov./ Self Gov.	<ul style="list-style-type: none"> Election of board officers/annual meeting (AR) 		<ul style="list-style-type: none"> Discussion of Board self-eval process- WS 	School board complete self-evaluation process		
Sup Relations	<ul style="list-style-type: none"> Mid-year Sup evaluation check-in (SM/Closed session, informal) 	<ul style="list-style-type: none"> Supt. Report BIPOC Advisory Committee Supt. Report: Partnerships-Community & Govt Agencies 	Supt Report: SRO Advisory Committee			School board conduct superintendent evaluation; report out (summary) at Jun 27 meeting

Public Engage- ment	• Monitoring Report D: Family & Comm Eng. measurable outcome rubric (Vision Card) (WS & RM/IO)					
------------------------------------	---	--	--	--	--	--