AGENDA
OURAY CITY COUNCIL

Monday, November 16, 2026 - 6:00 PM

Ouray Community Center
320 6th Ave
Ouray, CO 81427

VIRTUAL OPTION - https://zoom.us/j/9349389230
Meeting ID: 934 938 9230 Passcode: 491878 Or dial: 408 638 0968 or 669 900 6833

Ouray City Council Regular Meeting

- Changes to this agenda can be found on the bulletin board at City Hall
- Electronic copies of the Council Packet are available on the City website at www.cityofouray.com. A hard copy of the Packet is also available at the Administrative Office for interested citizens.
- Notice is hereby given that a majority or quorum of the Planning Commission, Ouray Economic Development Committee, Beautification Committee, Tourism Advisory Committee, Main Streets Committee, and/or Parks and Recreation Committee may be present at the above noticed City Council meeting to discuss any or all of the matters on the agenda below for Council consideration

1. CALL TO ORDER
2. ROLL CALL
3. PLEDGE OF ALLEGIANCE
4. CITIZENS' COMMUNICATION
5. CONSENT AGENDA
    a. Approval of Minutes - October 19, 2026
    b. Approval of Minutes - November 2, 2026
    c. Appointment of Ian Francis to the Parks and Recreation Committee
    d. Resolution No. 27 (Series 2026) Ratifying an Agreement for the City to Participate in the South Ouray Erosion Control Project
6. ACTION ITEMS
    a. Resolution No. 28 (Series 2026) Approving a Second Amendment to the Revised Comprehensive Management Agreement with the Ouray Ice Park, Inc.
    b. Resolution No. 29 (Series 2026) Approving a Professional Services Agreement with Short Elliott Hendrickson, Inc. for a Facility Condition Assessment of the City of Ouray Hot Springs Pool House
    c. Resolution No. 30 (Series 2026) Adopting the 2027 City of Ouray Budget
    d. Resolution No. 31 (Series 2026) Appropriating Sums to the Various Funds for the 2027 Budget
    e. Resolution No. 32 (Series 2026) Levying Property Taxes for the Year 2027
    f. Resolution No. 33 (Series 2026) Adopting the 2027 Fee Schedule
    g. Resolution No. 34 (Series 2026) Repealing Resolution No. 14, Series 2022, Remote Participation Policy
        - Staff Overview
        - Citizen Comments
        - Council Discussion
        - Council Motion
7. DISCUSSION ITEMS
    a. Parking Plan (10 minutes)
        - Staff Overview
        - Citizens Comments

- Council Discussion and Direction to Staff

b. Future Agenda Items

8. DEPARTMENT REPORTS
   a. City Administrator Metteer
   b. Finance and Administration Director Rhoades
   c. IT Director Willis
9. CITY COUNCIL COMMUNICATION
   Mayor Underwood, Mayor Pro Tem Schiffer, Councilor Lindsey Scott, Councilor Hart, and Councilor Doherty
10. EXECUTIVE SESSION
    This is an executive session for the purposes of receiving legal advice from the City's Attorney on specific legal questions in accordance with C.R.S. section 24-6-402(4)(b). The executive session will also be held pursuant to C.R.S. section 24-6-402(4)(e) to determine positions relative to matters that may be subject to negotiations, develop negotiation strategy, and instruct negotiators. The subject of the executive session is regarding wastewater treatment plant issues.
11. ADJOURNMENT

Ouray City Council Regular Meeting

Monday, October 19, 2026 6:00 PM
Ouray Community Center, 320 6th Ave, Ouray, CO 81427

Dave Doherty:	Present
Jenny Hart:	Present
Peggy Lindsey Scott:	Present
Kevin Schiffer:	Present
Michael Underwood:	Present

Also present were: City Administrator Michelle Metteer, Finance and Administration Director Kara Rhoades, Public Works Director Joe Coleman, Parks and Recreation Director Joe Brown, IT Director Rich Willis, and City Attorney Harper Powell via Zoom.

1. **CALL TO ORDER**

Mayor Underwood called the meeting to order at 6:00 pm.

2. **ROLL CALL**

3. **PLEDGE OF ALLEGIANCE**

The Pledge of Allegiance was recited.

4. **CITY OF OURAY 150TH ANNIVERSARY (Kevin Bommer - CML)**

The Executive Director of the Colorado Municipal League (CML), Kevin Bommer, addressed City Council and presented a commemorative clock in honor of the City of Ouray's sesquicentennial anniversary, celebrating 150 years of municipal history alongside the upcoming Colorado 150 and America 250 milestones.

5. **CITIZENS' COMMUNICATION**

Paul Smith inquired about the listing status of the City property at 333 6th Avenue. Smith asked about the plan for three unused police vehicles parked by the sewer plant.

Catherine Haselnus addressed safety hazards caused by those operating electric and motorized bicycles and scooters at high speeds along the River Walk, noting the danger to pedestrians, tourists, and pets. Haselnus urged City Council to re-examine the issue over the winter and consider regulations to protect pedestrians ahead of the next tourist season.

6. **CEREMONIAL/INFORMATIONAL**

a. Home Trust of Ouray County - Eva Henson, Housing Services Director (10 minutes)

Presentation by Eva Henson with Home Trust of Ouray County on the Quarterly Report of the Housing Services Administrator.

7. **ACTION ITEMS**

a. Resolution No. 23 (Series 2026) Approval of Intergovernmental Agreement - City of Ouray and Ouray County Sheriff

- Staff Overview
- Citizen Comments
- Council Discussion
- Motion

City Administrator Michelle presented Resolution 23, Series 2026, outlining the proposed Intergovernmental Agreement (IGA) and cost breakout with the Ouray County Sheriff's Office.

Mayor Underwood called for citizen comments.

Kim Shinew spoke in opposition to dissolving the Ouray Police Department, citing two primary concerns: a flawed, incomplete evaluation process and unproven financial benefits. Shinew stated that citizen feedback has been ignored, noting that the survey failed to accurately assess community preferences. Additionally, she argued that cost savings remain speculative and expressed concern that the county would continue to seek additional city funds.

Keith Zimmerman voiced disappointment over the city's treatment of employee Matt Troxell, stating it did not reflect the community values.

Wayne Dempsey concurred with previous speakers in support of retaining a local police department, stating that having dedicated city officers patrolling and directly engaging with the community provides value, and urged City Council to bring back Ouray's own police department.

Mayor opened the floor for council discussion, noting that the matter had been thoroughly vetted and deliberately addressed during a two-hour work session two weeks prior.

Peggy Lindsey Scott supported moving forward with the IGA, suggesting the city give the Sheriff's Office a solid two-year trial to demonstrate coverage without service disruptions. Councilor Lindsey Scott emphasized that Ouray needs a formal needs assessment to determine what level of policing it actually requires, noting that historical call volume and the city's size may not justify the tax burden of an independent department.

Kevin Schiffer voiced support for the IGA, characterizing it as a difficult financial decision that the city must work through due to a lack of necessary infrastructure and budget. While acknowledging accountability concerns regarding an elected sheriff versus a city department, Councilor Schiffer emphasized that the decision was not made lightly, and that future councils could revisit the matter if circumstances change.

Dave Doherty reiterated a consistent stance held since January in favor of keeping law enforcement local, emphasizing that Ouray is a small town with low crime. Councilor Doherty stated discomfort with the facts and figures presented, noting distrust in the County's numbers and doubt that the projected costs will remain consistent year over year.

Jenny Hart expressed a desire to maintain a local police department, but recognized that current budget constraints and infrastructure needs prevent the city from doing so at this time. Supported entering into the IGA with the County while using the interim period to identify funding opportunities to rebuild the department in the future.

Micheal Underwood stated that fiscal responsibility and practicality are the motivating factors behind supporting the IGA, noting that having seen police departments come and go over 22 years, the city currently lacks the funds and resources to support its own staff and facility. Acknowledged that while having a local police department is a good idea, it is not conducive to the city's current financial reality, response time needs, or cost of living, and expressed full confidence in Sheriff Perry's background as a former police chief and city administrator to build a durable, transferable model of service for Ouray.

In response to an inquiry regarding the IGA's vehicle provisions, Sheriff Perry clarified that the Sheriff's Office does not need the city's three leased vehicles, as they are unsuitable for backcountry and dirt road conditions. Sheriff Perry confirmed that the city already owns four viable vehicles, which are sufficient to meet coverage needs for the next few years.

Mayor Underwood called for a motion on Resolution 23, Series 2026.

Motion to approve Resolution No. 23 (Series 2026) - Intergovernmental Agreement between the City of Ouray and the Ouray County Sheriff. This motion, made by Jenny Hart and seconded by Kevin Schiffer, Carried.
Dave Doherty: Nay, Jenny Hart: Yea, Peggy Lindsey Scott: Yea, Kevin Schiffer: Yea, Michael Underwood: Yea

b. Resolution No. 24 (Series 2026) Water Service Termination Agreement

City Attorney Powell explained that the state mandated disconnecting untreated city water service to an out-of-city parcel, where the owner has since drilled a private well. The agreement memorializes the September 28 disconnection, refunds the owner's water investment fee, waives the disconnect fee, and establishes a mutual release of future water service obligations.

Motion to approve Resolution No. 24 (Series 2026) - Water Service Termination Agreement. This motion, made by Kevin Schiffer and seconded by Peggy Lindsey Scott, Carried.
Dave Doherty: Yea, Jenny Hart: Yea, Peggy Lindsey Scott: Yea, Kevin Schiffer: Yea, Michael Underwood: Yea

c. Ordinance 7, Series 2026 - Adopting the 2027 Water & Sewer Rates (FIRST READING)

Councilor Doherty expressed strong opposition to increasing water and sewer rates until ongoing EQR discrepancies are resolved, and the City achieves 99% billing accuracy. Stated that the City should look at internal operational expenses (such as housing stipends and take-home vehicle allowances) rather than raising utility fees, maintaining that even a minimal rate increase is unjustified until existing collection and EQR issues are fully addressed.

Motion to approve FIRST READING of Ordinance 7, Series 2026 - 2027 Water and Sewer Rates along with the date of November 2, 2026 for the SECOND READING and Public Hearing. This motion, made by Peggy Lindsey Scott and seconded by Jenny Hart, Carried.
Dave Doherty: Nay, Jenny Hart: Yea, Peggy Lindsey Scott: Yea, Kevin Schiffer: Yea, Michael Underwood: Yea

d. Ordinance 8, Series 2026 - Light Industrial (FIRST READING)

City Attorney Powell introduced the ordinance, explaining that it establishes a formal definition for lower-intensity "light industrial operations" and cleans up code language and rate tables for calculating EQRs. Attorney Powell added that the measure removes specific utility rates from the municipal code so future adjustments can be adopted annually by fee schedule rather than requiring ongoing code amendments.

Councilor Doherty expressed concern regarding the city's lack of water meters, highlighting significant

disparities where low-volume residential users pay the same rates as properties consuming hundreds of thousands of gallons per month. Stated that commercial rates have not adjusted appropriately over time while residential users bear the baseline burden, and noted that businesses should be aware of available avenues to review their EQR assignments.

Motion to approve FIRST READING of Ordinance 8, Series 2026 - Light Industrial definition in Section 9-4 of the Code along with the date of November 2, 2026 for the SECOND READING and Public Hearing. This motion, made by Jenny Hart and seconded by Peggy Lindsey Scott, Carried.
Dave Doherty: Nay, Jenny Hart: Yea, Peggy Lindsey Scott: Yea, Kevin Schiffer: Yea, Michael Underwood: Yea

e. Perimeter Trail Easement Request Letter

Staff presented a request to authorize the Mayor to sign and send a letter to an out-of-city property owner regarding a potential easement for a new Perimeter Trail connection near the Box Cañon sign.

Motion to approve the Mayor's signature on a Perimeter Trail Easement Request Letter. This motion, made by Jenny Hart and seconded by Kevin Schiffer, Carried.
Dave Doherty: Yea, Jenny Hart: Yea, Peggy Lindsey Scott: Yea, Kevin Schiffer: Yea, Michael Underwood: Yea

f. Responsible Entity Agreement

City Administrator Metteer presented an agreement designating the City as the "Responsible Entity" for NEPA environmental reviews required under a $1.4 million federal HUD Community Project Funding grant awarded to Paradox Community Trust (Rural Homes, LLC) for Waterview Phase 2. The agreement, drafted by the City Attorney, protects the City from liability, ensures all municipal costs incurred during the process are reimbursable through the grant, and clearly delineates each party's responsibilities.

Councilor Doherty raised concerns regarding potential city liability in assuming the Responsible Entity role for the environmental review, stating that fill was placed on the parcel, altering the floodplain without proper site assessments. Questioned whether downstream flooding could expose the City to lawsuits and remediation costs simply to facilitate a third party's federal grant, requesting legal confirmation that the City is protected from such liability.

City Attorney Harper clarified that the agreement specifically mitigates city liability, pointing to Section 3, which assigns all costs for required environmental remediation to the grantee (Paradox Community Trust), and Section 6, which provides full indemnification to hold the City harmless from litigation arising from the review.

Motion to approve the Responsible Entity Agreement between the City of Ouray and Paradox Community Trust, modified from Rural Homes, LLC. This motion, made by Jenny Hart and seconded by Kevin Schiffer, Carried.
Dave Doherty: Nay, Jenny Hart: Yea, Peggy Lindsey Scott: Yea, Kevin Schiffer: Yea, Michael Underwood: Yea

8. **DISCUSSION ITEMS**

a. Rural Homes - Waterview Phase II

- Rural Homes Comments
- Citizens Comments
- Council Discussion

- Direction

Paul Major, President of Paradox Community Trust and Project Manager for Waterview, addressed earlier concerns regarding the environmental assessment and outlined plans for Waterview Phase II. Major noted that the project will feature a mix of rental and homeownership units, with no new highway access point, though an emergency access route will be added to meet emergency service standards. Major explained that efforts are focused on securing dedicated grant funding for roads, water, and sewer infrastructure to keep home prices attainable, particularly as recent state budget cuts have reduced funding programs previously available for such developments. Major emphasized the importance of community input on subdivision design and functionality and requested a future work session with Council to discuss local demand, economics, and overall project feasibility.

Mayor Underwood opened the conversation up for citizens comments.

Paul Smith inquired about the broader economic impact subsidized housing developments have on neighboring properties. Asked whether subsidized, price-restricted homes affect the market valuations of comparable, non-subsidized neighboring properties within the city.

Councilor Lindsey Scott responded to Smith's comment regarding property values, that subsidized housing has not negatively impacted market values. And noted the vital importance of workforce housing in sustaining the community - "a town without its workforce is a town without its sole."

Councilor Hart asked whether plans for Phase II still include an additional childcare unit, as originally envisioned alongside Phase I, and asked whether grant restrictions preclude incorporating a mix of rental and market-rate housing.

Paul Major responded that child care needs remain open for discussion and expansion in Phase II depending on lessons learned from Phase I and community demand. Major clarified that market-rate or rental housing is not entirely precluded, though funding sources like Proposition 123 place strict Area Median Income (AMI) caps on rentals (up to 60% AMI) and for-sale units (up to 120% AMI), noting that these options should be explored in a work session.

Councilor Doherty sought clarification on whether the developer would request waivers or subsidies for water and sewer tap/investment fees and building permit fees for Phase II.

Staff noted that under Section 7-7-K of the Ouray Municipal Code, projects qualifying as workforce housing are automatically eligible for a 50% discount on building permit fees.

Mayor Underwood directed that this topic be moved to a work session and outlined several questions for Major. Questioned how homes might still approach free-market rates despite substantial funding and requested clear definitions for terms such as "taking away costs" and "finding money." Emphasized that Council expects the developer to arrive with concrete proposals regarding the specific mix of rental versus ownership units rather than relying on Council to define project parameters.

b. Future Agenda Items

Council reviewed the future agenda schedule and confirmed the Parking Plan discussion for November 16, 2026, and the Deed Restriction Template work session for December 7, 2026. Members agreed to retain the discussion on Bed & Breakfast / Lodging definitions and the work sessions on Ice Park Operations and Ouray Hot Springs Fitness Center with dates to be determined. By consensus, Council removed 2027 / 2028 Vision for the City of Ouray and City Council Meeting Times from the list. Finally, staff was directed

to schedule a joint December work session covering Waterview Phase II and policy parameters for affordable housing excise tax funds.

9. **DEPARTMENT REPORTS**

a. City Administrator Metteer

Report in packet.

Administrator Metteer sought council participation for the internal RFP selection committee to secure a real estate agent for the sale of 333 6th Avenue, with Councilor Scott and Mayor Underwood volunteering to serve. Metteer also reported on a citizen request for variable speed messaging signs at the north and south entrances to town, noting that CDOT estimated $20,000 for installation and ongoing maintenance under a proposed MOU, which would require a supplemental appropriation if pursued. Following discussion regarding split results from the community fireworks survey, Council directed that funding options for holiday entertainment - comparing $34,000 for fireworks against $38,000 to $65,000 for drone shows - be added to the November 2, 2026 meeting as a specific 2027 budget line-item discussion.

b. Finance and Administration Director Rhoades

Report in packet.

c. Community Development

Report in packet.

Administrator Metteer noted that the report was prepared by the contracted planner, who was not present, and offered to forward any council questions to the planner for prompt follow-up.

10. **CITY COUNCIL COMMUNICATION**
Mayor Underwood, Mayor Pro Tem Schiffer, Councilor Lindsey, Councilor Hart, and Councilor Doherty

Mayor Underwood - Reported on the October 8, 2026 Region 10 board meeting in Montrose. Region 10 secured a $50,000 state grant, funded via the federal CHIPS and Science Act, to help regional communities capitalize on the semiconductor and advanced manufacturing sectors. Consultants Triple Point Strategic Consulting and Alvarium Economics were selected to conduct a regional market study evaluating local infrastructure, workforce, and precision manufacturing assets for future economic development.

Mayor Pro Tem Schiffer - Report in packet.

Councilor Lindsey Scott - Report in packet.

Councilor Hart - Report in packet.

Councilor Doherty - Reported on the Parks and Recreation Committee meeting held on October 2, 2026. Doherty noted that the committee plans to review its official mission statement at the next meeting to determine whether to remain focused on traditional community events or expand its scope toward long-term capital improvement planning developed by Parks Director Brown. Doherty highlighted the frustration felt by committee members after past park improvement initiatives stalled due to a lack of city funding, while expressing his own concern over 2027 budget allocations that reserve $500,000 annually for a Public Works building rather than distributing capital funds to park projects such as Rotary Park.

11. **ADJOURNMENT**

Motion to adjourn the meeting at 8:43 pm. This motion, made by Peggy Lindsey Scott and seconded by Kevin Schiffer, Carried.
Dave Doherty: Yea, Jenny Hart: Yea, Peggy Lindsey Scott: Yea, Kevin Schiffer: Yea, Michael Underwood: Yea

_____
Michael Underwood, Mayor

ATTEST:

_____
Kara Rhoades, City Clerk

CERTIFICATION
I, Kara Rhoades, do hereby certify that I am the City Clerk of the City of Ouray, Ouray County, State of Colorado, and that the above minutes are a true and correct summary of the meeting of the Ouray City Council held on Monday, October 19, 2026. I further certify that the meeting was duly called and held, and that a quorum was present.

Dated this Monday, October 19, 2026.

_____
Kara Rhoades, City Clerk

Ouray City Council Regular Meeting

Monday, November 2, 2026 6:00 PM
Ouray Community Center, 320 6th Ave, Ouray, CO 81427

Dave Doherty:	Absent
Jenny Hart:	Present
Peggy Lindsey Scott:	Present
Kevin Schiffer:	Present
Michael Underwood:	Present

Also present were: City Administrator Michelle Metteer, Finance and Administration Director Kara Rhoades, Public Works Director Joe Coleman, Parks and Recreation Director Joe Brown, Marketing & Communications Director Kailey Rhoten, IT Director Rich Willis and City Attorney Harper Powell.

1. **CALL TO ORDER**

Mayor Underwood called the meeting to order at 5:59 pm.

2. **ROLL CALL**

3. **REMOTE PARTICIPATION REQUEST PER RESOLUTION 14, SERIES 2022**

a. Consideration of a Request from Councilor Doherty to Participate in this Meeting Remotely

Motion to approve request from Councilor Doherty to participate remotely. This motion, made by Michael Underwood, Unseconded.

4. **PLEDGE OF ALLEGIANCE**

The pledge of allegiance was recited.

5. **CITIZENS' COMMUNICATION**

Jen Donovan expressed strong objection to council's decision not to allow remote participation for Councilor Doherty, stating the councilor has an allotted remote participation remaining and represents the community. Donovan urged the council to reconsider and stated they would present the councilor's budget concerns in his absence.

John Hart questioned why two local homeowners were not interviewed for an open administrative assistant position and advocated for local hiring preferences. Hart raised concerns regarding city employees fearing workplace retaliation for attending council meetings, requested total expenditure figures for the summer shuttle program, and questioned the financial impact of the 4% water and sewer rate increase. Hart concluded by urging council members to maintain a professional demeanor when Councilor Doherty voices community concerns.

6. **PUBLIC HEARING**

a. 2027 City of Ouray Budget

- Staff Presentation
- Council Questions

- Open Public Hearing (Gavel)
- Close Public Hearing (Gavel)
- Council Discussion and Direction to Staff

Finance and Administration Director Rhoades outlined several updated line items in the presented budget:

Public Works (General Fund): Line item 10-53-8250 (Capital Improvements) reflects a $30,000 one-time expense for flashing speed-limit signs, as detailed in the meeting packet memo.

Tourism Fund: An increase of $3,540 in the 60-50-7804 (IT Software & Subscriptions) line item for the Mindtrip AI answering platform used on the Visit Ouray website.

Parks Fund: Outline of one-time capital improvement expenses from Director Brown and noted a coding correction reallocating line item 8204 from 50-50 (Hot Springs Pool) to 50-51 (Box Cañon).

Mayor Underwood opened the public hearing at 6:15 pm.

Greg St. Clair spoke in favor of funding speed radar signs, noting from his perspective as a long-term property owner at both ends of Main Street that distracted driving, sloping roadway conditions, and pedestrian visibility have become serious safety issues. Referencing their successful use in Ridgway as effective reminders for drivers to slow down, St. Clair recommended bracketing the downtown corridor by placing the signs at the south end of town and near the park.

Jen Donovan referenced household discussions with spouse Councilor Doherty, criticizing the draft budget as fiscally irresponsible and noting public access issues with the online document. Donovan questioned whether the Public Works Director's salary exceeded established pay scales, asked how employee housing allowances are awarded, and objected to allocating funds for Public Works from the Capital Fund without an adopted 10-year capital improvement plan. Donovan also requested clarification regarding the duties tied to the Fire Chief's proposed raise.

Mayor Underwood closed the public hearing at 6:22 pm.

Councilor Lindsey Scott, Councilor Hart, Mayor Pro Tem Schiffer, and Mayor Underwood unanimously supported funding electronic speed radar signs on Main Street, which City Administrator Metteer noted will be placed and maintained by CDOT with potential solar service limitations. By consensus, Council directed staff to include the $30,000 expenditure in the budget.

Administrator Metteer sought direction on Fourth of July entertainment, comparing a $45,000 drone show against traditional fireworks totaling $34,000 for both July 4th and New Year's Eve. While Mayor Pro Tem Schiffer favored a drone display due to wildfire risk, Councilors Lindsey Scott and Hart along with Mayor Underwood supported fireworks over the cost of a drone show, relying on the Fire Department to cancel if conditions are too dry. Council directed staff by majority consensus to retain the existing fireworks budget line item without change.

7. **CONSENT AGENDA**

Motion to Approve the Consent Agenda as presented. This motion, made by Jenny Hart and seconded by Kevin Schiffer, Carried.
Jenny Hart: Yea, Peggy Lindsey Scott: Yea, Kevin Schiffer: Yea, Michael Underwood: Yea

a. Approval of Minutes - October 5, 2026

b. Appointment of Stephanie Cunningham to the Main Street Committee

c. Appointment of Sally Bales to the Main Street Committee

d. Appointment of Heather Smith to the Main Street Committee

e. Appointment of Levin Smith to the Main Street Committee

f. Liquor License Renewal - BPOE Lodge dba Ouray Lodge No 492

8. **ACTION ITEMS**

a. [PUBLIC HEARING] Ordinance 7, Series 2026 - Adopting the 2027 Water, Sewer, Surcharge, Refuse, and Recycling Rates for 2027 (SECOND READING)

- Open Public Hearing (Gavel)
- Close Public Hearing (Gavel)
- Council Discussion
- Council Motion

Mayor Underwood opened the public hearing at 6:42 pm.

Jen Donovan opposed the proposed 4% water and sewer rate increases, stating that recurring utility hikes unfairly burden working, fixed-income residents rather than addressing long-standing commercial inequities. Donovan argued that lodging, hotel, and motel EQRs remain tied to decades-old formulas that fail to reflect recent renovations, year-round occupancy, and on-site commercial laundering. Donovan questioned why the council refuses to place business EQR reform on the agenda, questioning if council was receiving kickbacks from local businesses. In response to Donovan's inquiry regarding enforcement, City Administrator Metteer clarified that the city is addressing compliance in two phases, with the building inspector scheduled to audit commercial accounts in 2027 and establish a routine inspection schedule. Donovan urged council to postpone the rate increase for six months to evaluate actual revenue needs after the commercial audits are conducted.

Councilor Hart requested clarification on the monthly dollar impact of the proposed 4% rate increase, which Finance and Administration Director Rhoades confirmed would be $2.06 for water and $2.64 for sewer, totaling an increase of $4.70 per month.

Laura Slawitschka, former owner of the Chalet motel, urged Council to consider short-term rentals in EQR rate discussions, arguing they operate as commercial use that profit while paying less into the system. Drawing on past motel ownership, Slawitschka questioned how EQRs account for high-use amenities such as guest laundries, hot tubs, and bed counts, noting rates rarely changed or reflected actual impact.

Bill Whitt, former owner of the Victorian Inn, noted that the city historically never performed physical room or bed audits on commercial lodgings, relying instead on unverified self-reporting. Whitt questioned why staff has not followed up on non-compliant commercial properties already identified by Councilor Doherty to recoup substantial lost revenue. Whitt urged council to postpone the 4% utility hike until solid quantitative data is gathered.

Mayor Underwood closed the public hearing at 7:00 pm.

Council discussed the possibility of delaying the utility rate increase or expediting commercial EQR audits. City Administrator Metteer recommended hiring an outside specialist to conduct a comprehensive, system-wide water rate analysis in 2027. Councilor Scott, Mayor Pro Tem Schiffer, Councilor Hart, and Mayor Underwood supported adopting the 4% rate increase to satisfy debt service obligations and support underfunded enterprise accounts. Acknowledging public concerns regarding long-standing commercial inequities, Council unanimously directed staff to issue an RFP in 2027 to engage a professional consultant for an across-the-board water rate analysis.

Motion to approve Ordinance 7, Series 2026 adopting the 2027 Water, Sewer, Surcharge, Refuse, and Recycling Rates for 2027. This motion, made by Jenny Hart and seconded by Kevin Schiffer, Carried.
Jenny Hart: Yea, Peggy Lindsey Scott: Yea, Kevin Schiffer: Yea, Michael Underwood: Yea

b. [PUBLIC HEARING] Ordinance 8, Series 2026 - Amending Section 9-10 - Water and Sewer Use Rates of the Ouray Municipal Code by Adding a Rate Category for Light Industrial Operations (SECOND READING)

- Open Public Hearing (Gavel)
- Close Public Hearing (Gavel)
- Council Discussion
- Council Motion

Mayor Underwood opened the public hearing at 7:17 pm.

During the public hearing on Ordinance 8, Series 2026, John Hart and Laura Slawitschka asked for clarification and examples regarding the definition of "light industrial" within the proposed ordinance. Mayor Pro Tem Schiffer read the official ordinance definition, specifying lower-intensity activities such as assembly, packaging, cabinetry, carpentry, and welding where noise, light, odors, and dust are contained and minimized beyond 300 feet of the premises.

Mayor Underwood closed the public hearing at 7:21 pm.

No further council discussion.

Motion to approve Ordinance 8, Series 2026 amending Section 9-10 - Water and Sewer Use Rates of the Ouray Municpal Code by Adding a Rate Category for Light Industrial Operations. This motion, made by Peggy Lindsey Scott and seconded by Jenny Hart, Carried.
Jenny Hart: Yea, Peggy Lindsey Scott: Yea, Kevin Schiffer: Yea, Michael Underwood: Yea

c. Resolution No. 25 (Series 2026) Ratifying a Governmental Equipment Lease-Purchase Agreement with Caterpillar Financial Services Corporation

Finance and Administration Director Rhoades presented Resolution 25, Series 2026, explaining it as a procedural cleanup action required by Caterpillar Financial Services to formally ratify the five-year, $80,000 annual lease-purchase agreement for a motor grader previously approved in the 2026 budget out of the Capital Improvement Fund.

Motion to approve Resolution No. 25 (Series 2026) ratifying a Governmental Equipment Lease-Purchase Agreement with Caterpillar Financial Services Corporation. This motion, made by Jenny Hart and seconded by Peggy Lindsey Scott, Carried.
Jenny Hart: Yea, Peggy Lindsey Scott: Yea, Kevin Schiffer: Yea, Michael Underwood: Yea

d. Resolution No. 26 (Series 2026) Approving a Memorandum of Understanding between the City of Ouray and Ridgway Fire Protection District for Fire, EMS, Training, and Operational Cooperation

Council considered approving a Memorandum of Understanding with the Ridgway Fire Protection District to formalize cooperative fire and EMS training, shared operations, and scheduled shift coverage. In response to questions from Mayor Pro Tem Schiffer, Fire Chief Kunz confirmed roughly 95% department support and noted the agreement formalizes existing practices while establishing needed 12-hour shift stipends. Councilor Hart voiced strong support, viewing the MOU as a positive, practical step toward regional coordination alongside the planned transition to a full-time fire chief.

Motion to approve Resolution No. 26 (Series 2026) approving a Memorandum of Understanding betwen the City of Ouray and Ridgway Fire Protection District for Fire, EMS, Training, and Operational Cooperation. This motion, made by Peggy Lindsey Scott and seconded by Jenny Hart, Carried.
Jenny Hart: Yea, Peggy Lindsey Scott: Yea, Kevin Schiffer: Yea, Michael Underwood: Yea

9. **LIQUOR LICENSE**

a. Liquor License Application - The Yankee Girl Food Service DBA The Yankee Girl Cafe

- Staff Report
- Applicant Statement
- Open Public Hearing (Gavel)
- Close Public Hearing (Gavel)
- Council Discussion
- Council Motion

Council considered a new liquor license application for The Yankee Girl Food Service LLC dba The Yankee Girl Cafe. Staff confirmed that applicant, Amy Kibel, completed all local requirements and background checks, and confirmed the applicant was neither present nor online. Staff stated that the applicant has previously held liquor licenses within the City of Ouray.

Mayor Underwood opened the public hearing at 7:32 pm. Since there were no comments, Mayor Underwood closed the public hearing.

No further council discussion.

Motion to approve Liquor License application for The Yankee Girl Food Service dba The Yankee Girl Cafe. This motion, made by Kevin Schiffer and seconded by Jenny Hart, Carried.
Jenny Hart: Yea, Peggy Lindsey Scott: Yea, Kevin Schiffer: Yea, Michael Underwood: Yea

10. **DISCUSSION ITEMS**

a. Future Agenda Items

Mayor Underwood clarified council agenda protocols under the Home Rule Charter, noting that while topics proposed by council members require agreement from three members to be placed on an agenda, the City Administrator holds independent authority to add agenda or work session items without council pre-approval, a prerogative the Mayor also holds but will not exercise without council support.

Council then discussed upcoming work sessions, including the short-term rental excise tax and housing project funds scheduled for December 21. Councilor Hart suggested convening a joint work session with the Town of Ridgway and Ouray County to establish consistent regional funding protocols, an aligned application process, and long-term funding strategies for the Housing Services Manager position. Council agreed to hold its internal work session on December 21 to define city priorities and policies before

determining next steps for a regional joint meeting.

No changes were made to the Future Agenda Items.

11. **DEPARTMENT REPORTS**

a. City Administrator Metteer

Report in packet.

In response to an inquiry from Councilor Hart on the river project, City Administrator Metteer and Public Works Director Coleman confirmed that construction of the compacted earthen pad, river excavation, and placement of the concrete rings will be completed this fall under Phase 1, with Phase 2 scheduled to resume in spring 2027.

b. Fire Chief Kunz

Report in packet.

c. Public Works Director Coleman

Report in packet.

Director Coleman highlighted that the Ouray RMS project is complete, with the final CDOT walkthrough rescheduled to Wednesday, November 4. Director Coleman also provided an update on backflow prevention compliance, noting that three additional reports received that day brought the city's compliance rate to 87.85%, nearing the state-mandated 90% threshold.

John Hart raised concerns regarding regional water scarcity, suggesting the city look into selling its excess water. Hart also questioned the city's involvement in the Ouray Ice Park's river pump project, criticizing the park's visual impact and arguing that operating the high-demand pump will impose an expensive long-term utility burden for the city. After Hart commended Director Coleman for his hard work, Administrator Metteer praised Coleman for monitoring city flumes and drainage on his days off during recent severe storms and offering mutual aid to Pagosa Springs.

Mayor Underwood echoed appreciation for Director Coleman, acknowledging his dual role as Public Works Director and project manager and commending him as one of the hardest working members of staff.

d. Parks and Recreation Director Brown

Report in packet.

Parks and Recreation Director Brown announced that an operational debrief with guide operators regarding the Via Ferrata season is scheduled for November 23 at 4:00 pm, inviting council members to attend. Director Brown also reported that the Parks Committee will kick off discussions on future goals.

e. Marketing & Communication Director Rhoten

Report in packet.

Marketing & Communications Director Rhoten announced that the city received a $40,000 grant from the Colorado Tourism Office for a $60,000 placemaking project, crediting Brooke Warren for securing the funding to launch in January. Rhoten noted that 31 local businesses have enrolled in the Yiftee gift card program. Additionally, Rhoten attended an Alpine Ranger program meeting the prior week to coordinate

support and explore fundraising and donation strategies for the program.

Mayor Underwood added that the six-member Alpine Ranger program is an independent county-level initiative that works closely with the Sheriff's Office to address backcountry challenges. Facing a loss of federal funding, the program is seeking alternative revenue to support operations for the upcoming year, with an estimated goal of $67,000.

12. **CITY COUNCIL COMMUNICATION**
Mayor Underwood, Mayor Pro Tem Schiffer, Councilor Lindsey Scott, Councilor Hart, and Councilor Doherty

Mayor Underwood - Report in packet.

Councilor Schiffer - Report in packet.

Councilor Lindsey Scott - Report in packet.

Councilor Hart - Report in packet.

13. **ADJOURNMENT**

Motion to adjourn the meeting at 8:08 pm. This motion, made by Peggy Lindsey Scott and seconded by Kevin Schiffer, Carried.
Jenny Hart: Yea, Peggy Lindsey Scott: Yea, Kevin Schiffer: Yea, Michael Underwood: Yea

_____
Michael Underwood, Mayor

ATTEST:

_____
Kara Rhoades, City Clerk

CERTIFICATION
I, Kara Rhoades, do hereby certify that I am the City Clerk of the City of Ouray, Ouray County, State of Colorado, and that the above minutes are a true and correct summary of the meeting of the Ouray City Council held on Monday, November 2, 2026. I further certify that the meeting was duly called and held, and that a quorum was present.

Dated this Monday, November 2, 2026.

_____
Kara Rhoades, City Clerk

CITY OF OURAY ADMINISTRATION

320 6th Ave
P.O. Box 468 Ouray, CO 81427
clerk@cityofouray.com
970-325-7211

Application for Participation on a City Committee

Thank you for your interest in applying to serve on a City Committee.
Please complete the following on your background.
This information will allow us to select and appoint a balanced membership for each of our committees.

Full Name: Ian Francis

Physical Address: [redacted]

Mailing Address:

Email Address:

Home Telephone Number: [redacted] Business Telephone Number: N/A

Present Job Title: Retired

Present Employment is: ☐ **Full Time** ☐ **Part Time** N/A

May we contact you at work for committee related issues? ☐ **Yes** ☐ **No** N/A

Which committee do you want to be appointed for? Parks and Recreation

How long have you lived in Ouray? I've owned land in Ouray since 2009

What do you think are the major issues affecting our City?

Housing affordability is a major issue; Maintaining the high quality of outdoor experiences for both residents and visitors is essential to the local economy; natural hazards such as fire are a significant threat.

How do you envision your contribution to the committee?

work with the full team to provide input on the prioritization of park resources based on input from the community (residents, visitors, businesses); help with community-planned events to ensure a great experience across a diverse set of recreational interests.

Signature

Ian Francis
Printed Name

2026-10-22
Date

RESOLUTION NO. 27 (Series 2026)

A RESOLUTION OF THE CITY OF OURAY, COLORADO, RATIFYING AN AGREEMENT FOR THE CITY TO PARTICIPATE IN THE SOUTH OURAY EROSION CONTROL PROJECT.

WHEREAS, the City of Ouray (the "City") is a Colorado home-rule municipality, duly organized and existing under the City's Home Rule Charter adopted pursuant to Article XX of the Constitution of the State of Colorado; and

WHEREAS, the Uncompahgre Watershed Partnership ("UWP"), in consultation with Teocalli Environmental, LLC (the "Contractor"), has plans to conduct erosion control and drainage management in a project area in South Ouray that includes a portion of City property (the "Project"), more fully described in the Participation Agreement (the "Agreement") and project plans attached to this Resolution; and

WHEREAS, the City wishes to formally grant UWP and the Contractor permission to enter onto City property for purposes of completing the Project pursuant to the Agreement; and

WHEREAS, the City Council wishes to approve the Agreement and believes it is in the best interest of the residents, businesses, visitors, and taxpayers of the City; and

WHEREAS, the City Council wishes to approve and ratify all actions taken by the City Administrator and staff in connection with the Agreement; and

WHEREAS, the City Council finds this action is immediately necessary to preserve the life, health, safety, and welfare of the City and its residents.

NOW, THEREFORE, BE IT RESOLVED BY THE CITY COUNCIL OF THE CITY OF OURAY, COLORADO, that:

1. Recitals. The foregoing recitals are incorporated herein as findings of the City Council.

2. Ratification. The City Council hereby ratifies and approves all actions by the City Administrator and City Staff in connection with the Agreement attached as **Exhibit A**.

3. Agreement. The City Council hereby ratifies and approves the Agreement, in substantially the same form as **Exhibit A**, subject to additional modifications, as determined to be satisfactory to the City Attorney, and ratifies and authorizes the City Administrator or Mayor to execute the same. All actions heretofore taken by the City Administrator, and the other officers, employees, and agents of the City in connection with the subject matter of this Resolution are hereby ratified, approved, and confirmed in all respects. Further, the City Council authorizes and directs the City Administrator to take

such steps as are necessary to implement this Resolution and the Agreement.

4. Severability. If any provision of this Resolution is found to be unconstitutional or unlawful, such finding shall only invalidate that part or portion found to violate the law. All other provisions shall be deemed severable and shall continue in full force and effect.

ADOPTED this 16th day of November, 2026 by the Ouray City Council.

CITY OF OURAY, COLORADO

_____
Michael Underwood, Mayor

ATI'EST:

_____
Kara Rhoades, City Clerk

EXHIBIT A

CITY OF OURAY

South Ouray Erosion Control Project

PARTICIPATION AGREEMENT

THIS AGREEMENT (the "Agreement") is made and entered into as of the date of the last signature hereto (the "Effective Date"), by and between the CITY OF OURAY, COLORADO, a home-rule municipality (the "City"), the UNCOMPAHGRE WATERSHED PARTNERSHIP ("UWP"), and TEOCALLI ENVIRONMENTAL, LLC (the "Contractor")

PROJECT PURPOSE

The purpose of this work is to conduct erosion control and drainage management (the "Project") in an area (the "Project Area") that includes property of the City of Ouray (the "City"), as shown in the plans attached as **Exhibit A**.

PERMISSION TO ENTER/LICENSE

The City hereby grants permission and a license to UWP and the Contractor, and their contractors, subcontractors, and agents, to enter the property identified above and take the actions necessary to complete the Project in the area identified on **Exhibit A**.

Such work shall be completed at UWP's and the Contractor's expense.

Permission is not granted to UWP or the Contractor for any purposes other than those required to complete the Project on the described property. UWP and the Contractor or their representatives will provide the City advance notice prior to entering the property for the purposes of this Project.

WORK AREA

The work area will be limited to that necessary to perform work on the Project Area of the property. If the Contractor, UWP, or their agents damage any property or improvements on City property outside or inside the Project Area, the Contractor and UWP shall ensure the property or improvements are restored to substantially the same condition as prior to entry on the property.

TERM

The term of this permission will begin on the Effective Date and terminate upon completion of the Project.

AUTHORITY; WAIVER AND RELEASE; INDEMNIFICATION

The City hereby grants the right of access and entry to City property in the Project Area to UWP and the Contractor, their contractors, agents and representatives. The City may revoke such right of access and entry at any time according to the City's discretion.

UWP and the Contractor hereby covenant and agree to indemnify, save, hold harmless, and defend the City, its officers, employees, and agents from any and all liability, loss, costs, charges, obligations, expenses, attorney's fees, litigation, judgments, damages, claims, and demands of any kind whatsoever arising from or out of the use of City property by UWP, the Contractor, their officers, employees, agents, or subcontractors in their completion of the Project.

INSURANCE

The Contractor and UWP, and their agents and subcontractors shall maintain liability insurance and worker's compensation insurance to the extent required by law and shall name the City as an additional insured on such liability insurance.

~ Signatures Below ~

UNCOMPAHGRE WATERSHED PARTNERSHIP

Signature: 
Name: Tanya Ishikawa
As: Executive Director of Uncompahgre Watershed Parntership
Date: 10/27/2026

TEOCALLI ENVIRONMENTAL, LLC

Signature: 
Name: Elin Binck
As: Owner, Teocalli Environmental
Date: 10/27/26

CITY OF OURAY, COLORADO

Signature: Michelle Metteer
Name: Michelle Metteer
As: City Administrator
Date: 10/28/2027

EXHIBIT A

South Ouray Erosion Control Project Plans

SOUTH OURAY
EROSION CONTROL PROJECT
280 QURAY 361 COUNTY, OURAY, CO 81427

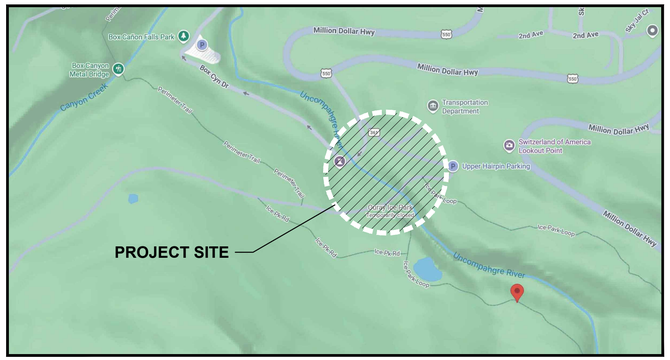

VICINITY MAP
NTS

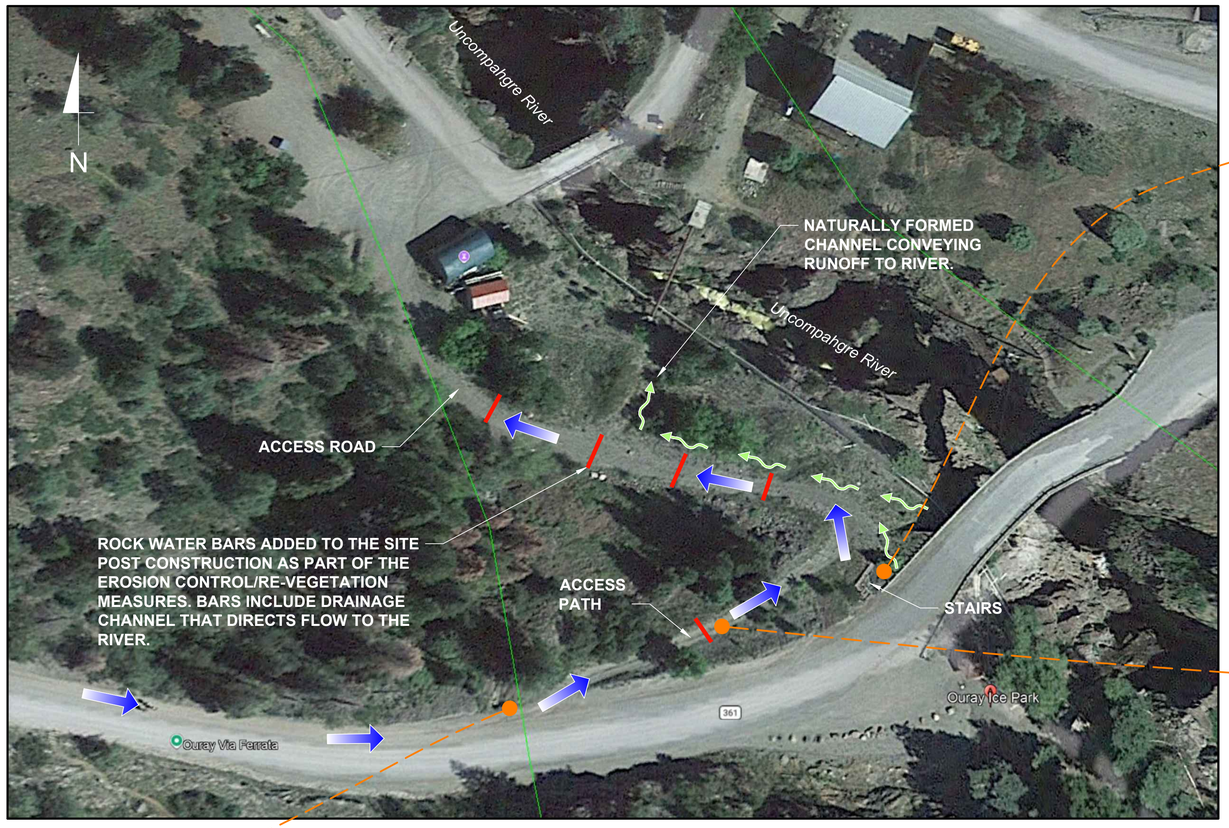

1 EXISTING SITE PLAN AND DRAINAGE PATTERNS
SCALE: 1"=30'



DRAINAGE ENTERING THE AREA OF INTEREST NEAR THE STAIRS



DRAINAGE ENTERING THE ACCESS PATH



EXISTING DRAINAGE PATTERN FROM ACCESS PATH

EXIST. ROCK WATER BAR DIRECTING RUNOFF TO VEGETATED AREA TO REMAIN

REMAINING FLOWS FROM BELOW ROCK WATER BAR AND STAIRS COMES DOWN, MERGES, AND THEN FLOWS DOWN ACCESS ROAD AND TO RIVER

Swiftwater Solutions, LLC
PO BOX 1687
Buena Vista, CO 81211
719-966-9975

COLORADO LICENSED
JOYCE HUANG
51223
PROFESSIONAL ENGINEER

NO.	REVISION	DATE

PROJECT
SOUTH OURAY EROSION CONTROL PROJECT
280 Quray 361 County, Ouray, CO 81427

SHEET TITLE
EXISTING SITE PLAN

DESIGNED BY: JH
DRAWN BY: TCS
REVIEWED BY: JH
DATE: 6/4/2026
JOB NO.: 1061-UWP

SHEET
C001

ISSUED FOR REVIEW

DRAWING SCALES SHOWN BASED ON A 34x22 DRAWING



1 PROPOSED EROSION CONTROL PLAN
SCALE: 1"=30'





VEGETATED INFILTRATION SWALE

SIMPLE BIOSWALE – NO UNDERDRAIN

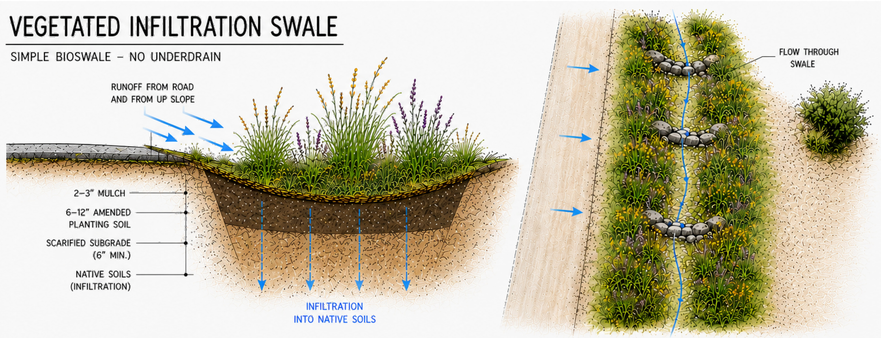

SWALE SECTION – VEGETATED APPROACH

- Excavate existing channel as needed to create gentle side slopes (3H:1V or flatter)
- Provide 2–3" shredded hardwood mulch
- Amend upper 6–12" of soil with compost/topsoil as needed to support vegetation
- Scarify subgrade 6" minimum to promote infiltration
- No underdrain
- Plant with native grasses, sedges, and rushes

DEFINITION – MULCH

Mulch: 2–3 inches of shredded hardwood mulch or shredded native wood mulch, free of weeds, trash, and deleterious materials.

Purpose: Provides erosion protection, moisture retention, weed suppression, and organic matter.

DEFINITION – AMENDED PLANTING SOIL

Amended Planting Soil: Native on-site soil amended with compost as required to create a friable, well-draining planting medium suitable for native vegetation.

Typical Composition: 70–90% native soil and 10–30% compost by volume, free of rocks greater than 2 inches, debris, and deleterious materials.

Purpose: Improves soil structure, fertility, and water infiltration while supporting native plant establishment.

CHECK DAM / GRADE CONTROL (TYP.)

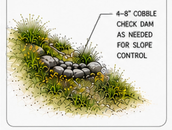

NOTES

- No underdrain.
- Side slopes 3H:1V or flatter.
- Provide rock stabilization at concentrated inflow locations.
- Install check dams if slope exceeds 3%. Install 2–3 check dams spaced 50 to 100 ft apart for slopes between 3–6%.
- Maintain vegetation; remove sediment as needed.
- Designed for infiltration and water quality treatment.

TYPICAL SIZE GUIDANCE

Bottom Width: 2–6'
Top Width: 6–15'
Depth: 6–18" (varies)

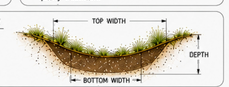

Note: Final design should be based on site conditions, drainage area, soils, and local requirements.

Swiftwater Solutions, LLC
PO BOX 1687
Buena Vista, CO 81211
719-966-9975

COLORADO LICENSED
JOYCE HUANG
51223
PROFESSIONAL ENGINEER

NO.	REVISION	DATE

PROJECT
SOUTH OURAY EROSION CONTROL PROJECT
280 Quray 361 County, Ouray, CO 81427

SHEET TITLE
PROPOSED EROSION CONTROL PLAN

DESIGNED BY: JH
DRAWN BY: TCS
REVIEWED BY: JH
DATE: 6/4/2026
JOB NO.: 1061-UWP

SHEET
C101

ISSUED FOR REVIEW

DRAWING SCALES SHOWN BASED ON A 34x22 DRAWING

RESOLUTION NO. 28 (Series 2026)

A RESOLUTION OF THE CITY OF OURAY, COLORADO, APPROVING A SECOND AMENDMENT TO REVISED COMPREHENSIVE MANAGEMENT AGREEMENT WITH THE OURAY ICE PARK, INC.

WHEREAS, the City of Ouray (the "City") is a Colorado home-rule municipality, duly organized and existing under the City's Home Rule Charter adopted pursuant to Article XX of the Constitution of the State of Colorado; and

WHEREAS, the City and the Ouray Ice Park, Inc. ("OIPI") entered the Ouray Ice Park Revised Comprehensive Management Agreement (the "Agreement") effective October 2, 2023, in which the City grants OIPI the exclusive authority to operate the ice climbing venue within the Ouray Ice Park (the "Ice Park"); and

WHEREAS, the City and OIPI entered into a First Amendment to Revised Comprehensive Management Agreement effective March 18, 2024, which amended Exhibit F to the Agreement and extended the term of the Agreement; and

WHEREAS, the City and OIPI wish to execute a Second Amendment to the Agreement (the "Second Amendment") to clarify certain provisions of the Agreement: Section I – Scope and Activities, Section IV – Fees, Section VII – Statutory Protection, and Section IX – Insurance; and

WHEREAS, specifically, the City and OIPI agree and wish to provide in the Second Amendment for OIPI to indemnify the City and obtain insurance for its activities and operations in the Ice Park; and

WHEREAS, the City Council wishes to approve the Second Amendment and believes it is in the best interest of the residents, businesses, visitors, and taxpayers of the City; and

WHEREAS, the City Council wishes to approve and ratify all actions taken by the City Administrator and Staff in connection with the Second Amendment; and

WHEREAS, the City Council finds this action is immediately necessary to preserve the life, health, safety, and welfare of the City and its residents.

NOW, THEREFORE, BE IT RESOLVED BY THE CITY COUNCIL OF THE CITY OF OURAY, COLORADO, that:

1. Recitals. The foregoing recitals are incorporated herein as findings of the City Council.

2. Ratification. The City Council hereby ratifies and approves all actions by the City Administrator and City Staff in connection with the Second Amendment

attached as **Exhibit A**.

3. Second Amendment to the Ouray Ice Park Revised Comprehensive Management Agreement. The City Council hereby ratifies and approves the Second Amendment, in substantially the same form as **Exhibit A**, subject to additional modifications, as determined to be satisfactory to the City Attorney, and ratifies and authorizes the City Administrator or Mayor to execute the same. All actions heretofore taken by the City Administrator, and the other officers, employees, and agents of the City in connection with the subject matter of this Resolution are hereby ratified, approved, and confirmed in all respects. Further, the City Council authorizes and directs the City Administrator to take such steps as are necessary to implement this Resolution, the Second Amendment, and the Agreement.

4. Severability. If any provision of this Resolution is found to be unconstitutional or unlawful, such finding shall only invalidate that part or portion found to violate the law. All other provisions shall be deemed severable and shall continue in full force and effect.

ADOPTED this 16th day of November, 2026 by the Ouray City Council.

CITY OF OURAY, COLORADO

_____
Michael Underwood, Mayor

ATI'EST:

_____
Kara Rhoades, City Clerk

EXHIBIT A

Ouray Ice Park
SECOND AMENDMENT TO
REVISED COMPREHENSIVE MANAGEMENT AGREEMENT

THIS SECOND AMENDMENT ("Second Amendment") is made and entered into as of the date of the last signature hereto ("Effective Date"), by and between the CITY OF OURAY, COLORADO, a Colorado home-rule municipality (the "City"), and the OURAY ICE PARK, INC., a Colorado non-profit corporation ("OIPI"), collectively the "Parties".

WHEREAS, the City and OIPI entered the Ouray Ice Park Revised Comprehensive Management Agreement (the "Agreement") effective October 2, 2023, in which the City grants OIPI the exclusive authority to operate the ice climbing venue within the Ouray Ice Park (the "Ice Park"); and

WHEREAS, the Parties entered into a First Amendment to Revised Comprehensive Management Agreement effective March 18, 2024, which amended Exhibit F to the Agreement and extended the term of the Agreement; and

WHEREAS, the Parties wish to amend Section I – Scope and Activities – of the Agreement to clarify that the City does not operate or maintain the Ice Park property and users of the Ice Park enter at their own risk; and

WHEREAS, the Parties wish to revise Section IV – Fees – of the Agreement to allow OIPI to collect the entire amount of any fees collected pursuant to the Agreement; and

WHEREAS, the Parties wish to revise Section VII – Statutory Protection and Section IX – Insurance – of the Agreement to require OIPI to obtain insurance for its operations in the Ice Park and to indemnify the City from claims for liability arising from any tortious conduct on behalf of OIPI in its management and operations at the Ice Park; and

WHEREAS, the Parties hereto desire to set forth the revisions to the Agreement as provided in this Second Amendment.

NOW, THEREFORE, in consideration of the mutual covenants and agreements contained herein, the parties agree as follows:

1. Amendments to Agreement. The Agreement is hereby amended as follows:

a. Section I – Scope and Activities – of the Agreement shall be amended with the addition of subsection "H" as follows:

* * * *

H. Notwithstanding the City's obligations under subsection "G" of this Section, the City disclaims any obligation to operate or maintain the Ice Park property. All users of the Ice Park property enter and use the Ice Park at their sole risk.

b. Section IV – Fees, subsection "B" of the Agreement shall be amended with ~~strikethrough~~ deletions as follows:

* * * *

B. All fees charged shall be collected by OIPI ~~and divided equally with fifty percent (50%) to OIPI and fifty percent (50%) to the City~~, provided that all fees collected be spent for the benefit of the Ouray Ice Park itself. OIPI shall submit an accounting of revenue and itemize expenses report with the first annual report on May 15. ~~The City shall place all fees so received in a restricted fund for the purpose stated herein or in a reserved restricted account and identified specifically in the budget and accounted for through an expenditure report.~~

* * * *

c. Section VII – Statutory Protection – of the Agreement shall be amended with **bold underlined** additions and ~~strikethrough~~ deletions as follows:

A. The City relies on the protections of the Colorado Recreational Use Statute, COLO. REV. STAT. §33-41-101, *et seq.* (the CRUS), and the Colorado Governmental Immunity Act, COLO. REV. STAT. §24-10-101**,** *et seq***.** (the CGIA). This Agreement shall be construed, to the extent possible, to allow the full protection of such statutory protections to all parties who have granted easements or permits to the City related to the recreational uses in the Park. OIPI shall operate and maintain the Ice Park in a manner to ensure the protections of these statutes with regard to Recreational Users. **For example, and without limitation, OIPI shall not charge a fee for use of the Ice Park by Recreational Users.**

B. ~~To the extent permitted by law and to the extent covered by the general liability insurance policies maintained by the City, the City agrees to hold harmless, defend and indemnify OIPI from and against all claims by whomever made of bodily injury (including death) to or property loss or damage incurred by any member of the public arising out of or relating to Activities and events conduct or managed by OIPI as contemplated under this Agreement.~~ **OIPI hereby covenants and agrees to indemnify, save, hold harmless, and defend the City, its officers, employees, and agents from any and all liability, loss, costs, charges, obligations, expenses, attorney's fees, litigation, judgments, damages, claims, and demands of any kind whatsoever arising from or out of any negligent act or omission or other tortious conduct of OIPI, its officers, employees, agents, or subcontractors in the performance or nonperformance of its obligations under this Agreement.**

C. OIPI is granted permission to use the Ice Park by this management agreement and the City represents and acknowledges that for purposes of the CRUS, OIPI is an owner as that term is defined at C.R.S. §33-41-102(3), and this Agreement shall be construed, to the extent possible, to establish OIPI as such an owner.

d. Section IX – Insurance - of the Agreement is repealed and replaced as follows:

IX Insurance

Unless waived in writing by the City, OIPI shall maintain the following insurance:

1. Commercial General Liability Insurance. OIPI shall procure and keep in force during the duration of this Agreement a policy of commercial general liability insurance insuring OIPI and naming the City as an additional insured against any liability for personal injury, bodily injury, or death arising out of OIPI's performance under the Agreement with at least One Million Dollars ($1,000,000) each occurrence/ Two Million Dollars ($2,000,000) aggregate. The limits of said insurance shall not, however, limit the liability of OIPI hereunder.

2. Terms of Insurance.

    a. Insurance required by this Agreement shall be with companies qualified to do business in the State of Colorado with a general policyholder's financial rating of not less than A+3A as set forth in the most current edition of "Best's Insurance Reports" and may provide for deductible amounts as OIPI deems reasonable for the Services. No such policies shall be cancelable or subject to reduction in coverage limits or other material modification except after thirty (30) days prior written notice to the City. OIPI shall identify whether the type of coverage is "occurrence" or "claims made." If the type of coverage is "claims made," which at renewal OIPI changes to "occurrence," OIPI shall carry a six (6)-month tail. OIPI shall not do or permit to be done anything that shall invalidate the policies.

    b. The policies described herein shall be for the mutual and joint benefit and protection of OIPI and the City. Such policies shall provide that the City, although named as an additional insured, shall nevertheless be entitled to recovery under said policies for any loss occasioned to it, its officers, employees, and agents by reason of negligence of OIPI, its officers, employees, agents, subcontractors, or business invitees. Such policies shall be written as primary policies not contributing to and not in excess of coverage the City may carry.

3. Evidence of Coverage. OIPI shall furnish to the City certificates of an insurance policy evidencing insurance coverage required by this Agreement.

e. All other terms of the Agreement shall remain the same.

~ Signature Pages Follow ~

IN WITNESS WHEREOF, the parties have entered this Second Amendment as of the Effective Date.

CITY OF OURAY, COLORADO

By: _____

Title: _____

Date: _____

ATTEST:

_____
City Clerk

OURAY ICE PARK, INC.:

By: _____

Title: _____

Date: _____

RESOLUTION NO. 29 (Series 2026)

A RESOLUTION OF THE CITY OF OURAY, COLORADO, APPROVING A PROFESSIONAL SERVICES AGREEMENT WITH SHORT ELLIOTT HENDRICKSON, INC. FOR A FACILITY CONDITION ASSESSMENT OF THE CITY OF OURAY HOT SPRINGS POOL HOUSE.

WHEREAS, the City of Ouray (the "City") is a Colorado home-rule municipality, duly organized and existing under the City's Home Rule Charter adopted pursuant to Article XX of the Constitution of the State of Colorado; and

WHEREAS, City Staff has determined the need for a comprehensive facility condition assessment for the City Hot Springs Pool House (the "Facility Assessment"); and

WHEREAS, Short Elliott Hendrickson, Inc. ("SEH") submitted a proposal in response to the City's request for proposals to conduct the Facility Assessment, and the City Council wishes to accept SEH's proposal; and

WHEREAS, SEH would complete the Facility Assessment pursuant to the professional services agreement attached hereto as **Exhibit A** (the "Agreement"); and

WHEREAS, City staff has determined there are adequate funds in the budget to approve the Agreement; and

WHEREAS, the City Council wishes to accept SEH's proposal and approve the Agreement and believes it is in the best interest of the residents, businesses, visitors, and taxpayers of the City; and

WHEREAS, the City Council wishes to approve and ratify all actions taken by the City Administrator and Staff in connection with the Agreement; and

WHEREAS, the City Council finds this action is immediately necessary to preserve the life, health, safety, and welfare of the City and its residents.

NOW, THEREFORE, BE IT RESOLVED BY THE CITY COUNCIL OF THE CITY OF OURAY, COLORADO, that:

1. Recitals. The foregoing recitals are incorporated herein as findings of the City Council.

2. Ratification. The City Council hereby ratifies and approves all actions by the City Administrator and City Staff in connection with the Agreement attached as **Exhibit A**.

3. Agreement. The City Council hereby ratifies and approves the Agreement,

in substantially the same form as **Exhibit A**, subject to additional modifications, as determined to be satisfactory to the City Attorney, and ratifies and authorizes the City Administrator or Mayor to execute the same. All actions heretofore taken by the City Administrator, and the other officers, employees, and agents of the City in connection with the subject matter of this Resolution are hereby ratified, approved, and confirmed in all respects. Further, the City Council authorizes and directs the City Administrator to take such steps as are necessary to implement this Resolution and the Agreement.

4. Severability. If any provision of this Resolution is found to be unconstitutional or unlawful, such finding shall only invalidate that part or portion found to violate the law. All other provisions shall be deemed severable and shall continue in full force and effect.

ADOPTED this 16th day of November, 2026 by the Ouray City Council.

CITY OF OURAY, COLORADO

_____
Michael Underwood, Mayor

ATTEST:

_____
Kara Rhoades, City Clerk

Docusign Envelope ID: 1E5FB547-785A-889E-809D-03C371A8DFE1

AGREEMENT FOR PROFESSIONAL SERVICES

THIS AGREEMENT ("Agreement") is made and entered into as of the date of the last signature hereto ("Effective Date"), by and between the CITY OF OURAY, COLORADO, a Colorado home-rule municipality (the "City"), and SHORT ELLIOTT HENDRICKSON, INC. ("Contractor"). The term "Contractor" is used solely for convenience and does not imply any additional obligation, role, or responsibility on behalf of either Party.

WHEREAS, the City desires that Contractor perform the services of comprehensive facility condition assessment consultant for the City of Ouray Hot Springs Pool House as an independent contractor, in accordance with the provisions of this Agreement, and more fully described in the proposal attached as **Exhibit A** (the "Services"); and

WHEREAS, Contractor desires to perform such duties pursuant to the terms and conditions provided for in this Agreement; and

WHEREAS, the parties hereto desire to set forth certain understandings regarding the services in writing.

NOW, THEREFORE, in consideration of the mutual covenants and agreements contained herein, the parties agree as follows:

1. Services. The City agrees to retain Contractor to provide the Services set forth herein, and as further specified in **Exhibit A**, attached hereto and incorporated herein by reference, and Contractor agrees to so serve. Contractor represents that it has the requisite authority, capacity, experience, and expertise to perform the Services in compliance with the provisions of this Agreement and all applicable laws. The standard of care for all professional engineering and related services performed or furnished by Contractor under this Agreement will be the care and skill ordinarily exercised by members of Contractor's profession practicing under similar circumstances at the same time and in the same locality. Contractor makes no warranties, express or implied, under this Agreement or otherwise, in connection with its Services. The City reserves the right to omit any of the Services identified in **Exhibit A** upon written notice to Contractor and request additional, as-needed services consistent with the Services identified in **Exhibit A**; provided, however, that any material omission or addition of Services shall be subject to an equitable adjustment in Contractor's compensation, schedule, and staffing assumptions. In the event of any conflict between this Agreement and **Exhibit A**, the provisions of this Agreement shall prevail.

a. Contractor is not a user, generator, handler, operator, arranger, storer, transporter, or disposer of hazardous or toxic substances.

2. Compensation.

a. Subject to annual appropriation, the City agrees to pay Contractor for the Services in accordance with the Fee Proposal in **Exhibit A**; however, the total amount shall not exceed a sum of $82,200.00. The City shall make payment of all undisputed amounts within thirty (30) days of receipt of invoices submitted by Contractor. The City shall notify Contractor in writing of any disputed items within fifteen (15) days of receipt of an invoice, and any invoice item not disputed within that period shall be deemed approved. Contractor shall submit invoices to the City not more

Docusign Envelope ID: 1E5FB547-785A-889E-809D-03C371A8DFE1

frequently than monthly, and such invoices shall identify the specific Services performed for which payment is requested. Amounts due Contractor will be increased at the rate of 1.0% per month (or the maximum rate of interest permitted by law, if less) for invoices 30 days past due. Contractor reserves the right to suspend performance of Services and to retain deliverables and Instruments of Service until all invoices are paid in full. Contractor will not be liable for any claims of loss, delay, or damage by City for reason of suspending Services or withholding deliverables or Instruments of Service until all invoices are paid in full. Contractor will not be liable for any claims of loss, delay, or damage by City for reason of withholding Services, deliverables, or Instruments of Service until all invoices are paid in full. Contractor shall be entitled to recover all reasonable costs and disbursements, including reasonable attorney's fees, incurred in connection with collecting amounts owed by the City.

3. Term;.

a. Unless extended by written agreement of the parties, the Term of this Agreement shall be from the Effective Date until the Services are completed or 364 days after the Effective Date, whichever is sooner.

b. . Contractor shall substantially complete the Services not later than March 5, 2027 and shall fully complete the Services for final payment not later than March 26, 2027. .

4. Outside Support Services and Sub-Contractor. Any sub-Contractors shall be pre-approved by the City. A rate sheet for such sub-Contractors shall be provided to the City.

5. Ownership of Instruments of Service. The City acknowledges the Contractor's work product, including electronic files, as instruments of professional service. Provided that Contractor has been paid in full for its services, the final reports, drawings, plans, specifications, and other final deliverables prepared specifically for the City in connection with the provision of services pursuant to this Agreement ("Instruments of Service") shall become the property of the City, but Contractor may retain copies of the Instruments of Service and all underlying data, drafts, calculations, working papers, and other materials used or developed in performing the Services. . For this project, Contractor agrees to provide City with final as-built drawings of in an electronic format, as deemed acceptable by the City. Contractor further agrees that payment may be withheld by the City, and the project deemed incomplete, until such final as-built files are delivered and received by the City. Any reuse of the Instruments of Service without written consent or adaptation by Contractor to the specific purpose intended will be at the City's sole risk and without liability or legal exposure to the Contractor. Notwithstanding anything to the contrary, Contractor shall retain all of its rights in its proprietary information including without limitation its methodologies and methods of analysis, ideas, concepts, expressions, inventions, know how, methods, techniques, skills, knowledge, and experience possessed by Contractor prior to, or acquired by Contractor during the performance of this Agreement and the same shall not be deemed to be work product or work for hire and Contractor shall not be restricted in any way with respect thereto. Contractor shall retain full rights to electronic data and the drawings, specifications, including those in electronic form, prepared by Contractor and its subconsultants and the right to reuse component information contained in them in the normal course of Contractor's professional activities. Notwithstanding the foregoing, any such rights or use by Contractor of Instruments of Service are subject to the Colorado Open Records Act, C.R.S. § 24-72-200, *et seq.* ("CORA"). Any lawful disclosure of Instruments of Service or other records pursuant to CORA shall not constitute a

Docusign Envelope ID: 1E5FB547-785A-889E-809D-03C371A8DFE1

violation of this Agreement.

6. The City's Obligations/Confidentiality**.** The City shall, in proper time and sequence and where appropriate to the Project, at no expense to Contractor, provide full information as to the City's requirements for the Services provided by Contractor and access to all public and private lands required for Contractor to perform its Services. Contractor shall be entitled to rely on the accuracy and completeness of information or services furnished by the City or others directed or hired by the City and shall not be liable for damages arising from reasonable reliance on such materials. Contractor shall, within five days of discovery, notify the City if Contractor discovers that any information or services furnished by the City is in error or is inadequate for its purpose. Contractor shall not be held responsible for any errors or omissions that may arise as a result of erroneous or incomplete information provided by the City or others directed or hired by the City. No information expressly labeled by the City as confidential at the time of disclosure, or, if disclosed orally, identified by the City as confidential in writing within a reasonable time after disclosure, shall be disclosed by Contractor to third parties without the prior written consent of the City, except as required to be disclosed by law or regulatory authority; provided, however, that Contractor shall have no confidentiality obligation with respect to information that is publicly available, already known to Contractor, or independently developed by Contractor. If information or services furnished by the City proves to be materially inaccurate, Contractor shall be entitled to an equitable adjustment to the schedule, Services, and compensation to account for the impact of such inaccuracy. All documents provided by the City to Contractor shall be returned to the City at termination of this Agreement. Contractor is authorized by the City to retain copies of such data and materials at Contractor expense during the term of this Agreement.

7. Monitoring and Evaluation. The City reserves the right to monitor and evaluate the progress and performance of Contractor for general contract administration purposes, provided that Contractor's professional services shall be judged solely by the standard of care expressly set forth in this Agreement. Contractor shall cooperate with the City relating to such monitoring and evaluation.

8. Independent Contractor. The parties agree that the Contractor shall be an independent contractor and shall not be an employee, agent, or servant of the City. **Contractor is not entitled to workers' compensation benefits from the City and is obligated to pay federal and state income tax on any money earned pursuant to this Agreement**. Contractor does not guarantee the performance of any of the City's contractors nor assumes responsibility for their failure to provide and perform work in accordance with the contract or construction documents prepared by the Contractor. The City acknowledges that the Contractor will not provide direction, supervision, or control over the work of the City's construction contractors or their subcontractors at the site or in any other capacity. The Contractor has no authority over, or responsibility for, the City's contractor's acts or omissions, or for their means, methods, or procedures of construction. The Contractor's services do not include review or evaluation of the City's contractor's safety measures, job site safety, or provision or performance of work. However, the Contractor is responsible for the review and evaluation of its own subcontractors' safety measures and job site safety. The City acknowledges and agrees that responsibility for its other contractors rests solely with the City and its contractors.

Docusign Envelope ID: 1E5FB547-785A-889E-809D-03C371A8DFE1

9. Insurance Requirements. Unless waived in writing by the City, Contractor shall maintain the following insurance:

a. Commercial General Liability Insurance. Contractor shall procure and keep in force during the duration of this Agreement a policy of commercial general liability insurance insuring Contractor and naming the City as an additional insured with respect to liability caused, in whole or in part, by Contractor's negligent acts or omissions for personal injury, bodily injury, death, or property damage arising out of the performance of the Services with at least One Million Dollars ($1,000,000) each occurrence/ Two Million Dollars ($2,000,000) aggregate. The limits of said insurance shall not be construed to waive or expand any liability limitation, damages exclusion, or other risk allocation expressly set forth in this Agreement.

b. Automobile Liability Insurance. Contractor shall procure and keep in force during the duration of this Agreement a policy of automobile liability insurance insuring Contractor against liability for personal injury, bodily injury, death, or property damage arising out of the use of motor vehicles in connection with the performance of Services under this Agreement, whether the motor vehicles are owned, non-owned, or hired, with a combined single limit of at least One Million Dollars ($1,000,000). The limits of said insurance shall not be construed to waive or expand any liability limitation, damages exclusion, or other risk allocation expressly set forth in this Agreement.

c. Terms of Insurance.

(i) Insurance required by this Agreement shall be with companies qualified to do business in the State of Colorado with an A.M. Best financial strength rating of not less than A- and a financial size category of not less than VII, or an equivalent rating reasonably acceptable to the City, and may provide for deductible amounts as Contractor deems reasonable for the Services. No such policies shall be cancelable or subject to reduction in coverage limits or other material modification except after thirty (30) days prior written notice to the City. Contractor shall identify whether the type of coverage is "occurrence" or "claims made." If the type of coverage is "claims made," which at renewal Contractor changes to "occurrence," Contractor shall carry a six (6)-month tail. Contractor shall not do or permit to be done anything that shall invalidate the policies.

(ii) The policies described herein shall provide coverage for Contractor and, solely where expressly required by this Agreement, the City as an additional insured. The City's additional insured coverage shall apply only to third-party claims to the extent caused by the negligent acts or omissions of Contractor or anyone for whom Contractor is legally responsible in the performance of the Services and shall be subject to all terms, conditions, exclusions, deductibles, and limits of the applicable policy. Such additional insured coverage shall not apply to professional liability or to liability arising from the sole negligence or willful misconduct of the City, its officers, employees, or agents. To the extent expressly required by this Agreement and available under the applicable policy,

Docusign Envelope ID: 1E5FB547-785A-889E-809D-03C371A8DFE1

the City's additional insured coverage shall be primary and noncontributory solely with respect to liability caused by the negligent acts or omissions of Contractor or anyone for whom Contractor is legally responsible.

d. Workers' Compensation and Other Insurance. During the term of this Agreement, Contractor shall procure and keep in force workers' compensation insurance and all other insurance required by any applicable law. If under Colorado law Contractor is not required to carry workers' compensation insurance, Contractor shall provide the City an executed Certificate of Exemption From Statutory Workers' Compensation Law and Acknowledgment of Risk/Hold Harmless Agreement, which shall be attached hereto as **Exhibit B** and incorporated herein by reference.

e. Evidence of Coverage. Before commencing work under this Agreement, Contractor shall furnish to the City certificates of insurance policies evidencing insurance coverage required by this Agreement. Contractor understands and agrees that Contractor shall not commence Services under this Agreement until Contractor furnishes such certificates of insurance.

f. Subcontracts. Contractor agrees to include the insurance requirements set forth in this Agreement in all subcontracts. Contractor shall require each subcontractor to maintain insurance meeting the requirements set forth in this Agreement and to provide evidence of such coverage upon request, but Contractor shall not be responsible for a subcontractor's failure to maintain such insurance except to the extent caused by Contractor's failure to include or enforce those requirements in its subcontract. The City reserves the right to approve variations in the insurance requirements applicable to subcontractors upon joint written request of subcontractor and Contractor if, in the City's opinion, such variations do not substantially affect the City's interests.

10. Indemnification. Contractor hereby agrees to indemnify the City, its officers, directors, and employees from third-party claims, damages, and costs, including reasonable attorneys' fees, actually incurred to the extent caused by the negligent act, negligent error, or negligent omission of Contractor or anyone for whom Contractor is legally responsible in the performance of its obligations under this Agreement, subject to any limitations of liability in this Agreement.

11. Accessibility Indemnification. Contractor's liability for failure to comply with C.R.S §§ 24-85-101, et seq., or the Accessibility Standards for Individuals with a Disability as established by OIT pursuant to C.R.S §24-85-103 (2.5) shall be governed exclusively by the indemnification and limitation of liability provisions of this Agreement, including the aggregate liability cap set forth in this Agreement.

12. Accessibility. Contractor shall comply with applicable provisions of §§24-85-101, et seq., C.R.S., and the Accessibility Standards for Individuals with a Disability, as established by OIT pursuant to Section §24-85-103 (2.5), C.R.S., solely to the extent such requirements are applicable to the specific Services and deliverables under this Agreement. Contractor shall comply with applicable State of Colorado technology accessibility standards, including WCAG Level AA, only for software or web content, if any, that Contractor is expressly required to provide under this Agreement for public-facing use, and only to the extent expressly identified in Exhibit A as subject

Docusign Envelope ID: 1E5FB547-785A-889E-809D-03C371A8DFE1

to such standards, and not for technical reports, drawings, specifications, PDFs, CAD files, or other professional engineering deliverables. Any third-party accessibility review shall be limited to such applicable deliverables, conducted at the City's expense unless noncompliance is finally determined, and Contractor shall have a reasonable opportunity to cure any identified noncompliance before any remedy is imposed.

13. Termination.

a. Not for Cause.

(i) The City may terminate this Agreement without cause if it determines that such termination is in the City's best interest. The City shall effect such termination by giving written notice of termination to Contractor, specifying the effective date of termination, at least thirty (30) calendar days prior to the effective date of termination. In the event of such termination Contractor shall be compensated for Services performed prior to the termination date, including charges for expenses and equipment costs then due and all termination expenses, if any. Contractor shall not perform any additional Services following receipt of the notice of termination unless otherwise instructed in writing by the City.

(ii) Contractor may terminate this Agreement without cause if it determines that such termination is in Contractor's best interest. Contractor shall effect such termination by giving written notice of termination to the City, specifying the effective date of termination, at least thirty (30) calendar days prior to the effective date of termination. In the event of such termination, Contractor shall be compensated for Services performed prior to the termination date, including charges for expenses and equipment costs then due and all termination expenses, if any.

b. For Cause. Either party may terminate this Agreement upon written notice if the other party fails substantially to perform in accordance with the terms of this Agreement through no fault of the party initiating termination and fails to cure such material nonperformance within thirty (30) calendar days after receipt of written notice describing the material nonperformance in reasonable detail. In the event of termination, Contractor shall be compensated for Services performed prior to the termination date, including charges for expenses and equipment costs then due and all termination expenses, if any.

c. Delay. If Contractor's Services are delayed or suspended in whole or in part by the City, or delayed by the actions or inactions of others, for more than sixty (60) days through no fault of Contractor, Contractor may, upon written notice, either terminate this Agreement or receive an equitable adjustment in compensation. Contractor shall not perform any additional Services following receipt or delivery of the notice of termination, except for Services reasonably necessary to protect persons or property or to effect an orderly transition. Neither party shall be relieved of liability to the other party for damages sustained by reason of its material breach of this Agreement, subject to the limitations of liability and other remedies set forth in this Agreement. The City

Docusign Envelope ID: 1E5FB547-785A-889E-809D-03C371A8DFE1

may withhold only amounts that are reasonably disputed in good faith and shall timely pay all undisputed amounts due to Contractor.

14. Use of Software and other Intellectual Property. Contractor hereby represents that it has obtained all necessary rights and licenses to use any software or other intellectual property that may be required by Contractor to perform the Services. Contractor hereby agrees to indemnify the City from third-party claims, damages, and costs, including reasonable attorneys' fees, actually incurred to the extent caused by Contractor's negligentimproper use or infringement upon any software or intellectual property interest in the performance of the Services, but excluding claims arising from materials provided by the City, modifications not made by Contractor, or use of the Instruments of Service other than for their intended purpose, subject to the limitations of liability in this Agreement.

15. Agreement Subject to Appropriation. To the extent this Agreement constitutes a multiple fiscal year debt or financial obligation of the City, it shall be subject to annual appropriation pursuant to the City of Ouray Municipal Code and Article X, Section 20 of the Colorado Constitution. The City shall have no obligation to continue this Agreement in any fiscal year in which no such appropriation is made.

16. Limitation of Liability. Contractor shall be responsible for direct damages to persons or property caused by the Contractor, its agents, employees or sub-Contractors, to the extent caused by its negligent acts, errors and omissions hereunder; provided, however, that to the fullest extent permitted by law, Contractor's total aggregate liability for all injuries, claims, losses, expenses, damages, attorneys' fees, indemnity obligations, or other amounts whatsoever arising out of or in any way related to the project or this Agreement, from any cause, including negligence, errors, omissions, strict liability, breach of contract, or breach of warranty, shall not exceed the lesser of (i) the total compensation paid to Contractor under this Agreement or (ii) $500,000. To the extent permitted by applicable law, neither Party shall be liable to the other for consequential damages, including without limitation lost rentals; increased rental expenses; loss of use; loss of income; lost profit, financing, business, or reputation; and loss of management or employee productivity, incurred by one another or their subsidiaries or successors, regardless of whether such damages are foreseeable and are caused by unforeseen severe weather events, breach of contract, willful misconduct, negligent act or omission, or other wrongful act of either of them. Contractor expressly disclaims any duty to defend the City for any alleged actions or damages not contemplated by Section 9 of this Agreement. . Contractor shall comply with all applicable laws, rules, and ordinances, as well as any grant fund requirements that may apply to the Services. Notwithstanding the foregoing, any limitation of liability in this Agreement shall apply only in excess of any insurance to be maintained under this Agreement, and no insurance policy shall be interpreted as being subject to any limitations of liability of this Agreement.

17. Entire Agreement. This Agreement, along with any addendums and attachments hereto, constitutes the entire agreement between the parties. The provisions of this Agreement may be amended at any time by the mutual consent of both parties. The parties shall not be bound by any other agreements, either written or oral, except as set forth in this Agreement. Contractor shall not be relieved of its obligations to perform the Service in accordance with this Agreement as a result of any course of dealing with the City. Course of dealing, no matter how long, is not intended to be, and shall not be construed as, an amendment to this Agreement.

Docusign Envelope ID: 1E5FB547-785A-889E-809D-03C371A8DFE1

18. Governing Law, Venue and Dispute Resolution. This Agreement shall be governed by the laws of the State of Colorado, and venue shall be in the County of Ouray, State of Colorado. Any dispute between the City and Contractor arising out of or relating to this Agreement or the Services shall be submitted to mediation as a precondition to litigation unless the parties mutually agree otherwise; provided, however, that Contractor may pursue collection of past due invoices without first engaging in mediation or any other dispute resolution process. Mediation shall occur within 60 days of a written demand for mediation unless Contractor and the City mutually agree otherwise in writing. Any dispute not settled through mediation shall be settled through litigation.

19. Governmental Immunity Act. No term or condition of this Agreement shall be construed or interpreted as a waiver, express or implied, of any of the immunities, rights, benefits, protections, or other provisions of the Colorado Governmental Immunity Act, C.R.S. §§ 24-10-101 *et seq.*

20. Assignability. Neither party may transfer, sublet, or assign any rights, interests, or claims under this Agreement without the prior written consent of the other party, and any attempted assignment in violation of this provision is null and void; provided, however, that Contractor may assign amounts owed under this Agreement without the City's consent.

21. Binding Effect. This Agreement shall be binding upon, and shall inure to the benefit of, the parties hereto and their respective heirs, personal representatives, successors, and assigns.

22. Survival Clause. All provisions of this Agreement allocating responsibility or liability between the City and Contractor, including provisions concerning payment, indemnification, limitations of liability, ownership and permitted reuse of Instruments of Service, confidentiality, and dispute resolution, shall survive completion of the Services and the satisfaction, expiration, or termination of this Agreement.

23. Severability. In the event a court of competent jurisdiction holds any provision of this Agreement invalid or unenforceable, such holding shall not invalidate or render unenforceable any other provision of this Agreement.

24. Headings. Paragraph headings used in this Agreement are for convenience of reference and shall in no way control or affect the meaning or interpretation of any provision of this Agreement.

25. Notices. Written notices required under this Agreement and all other correspondence between the parties shall be directed to the following and shall be deemed received when hand-delivered or three (3) days after being sent by certified mail, return receipt requested:

If to the City:
City Administrator
320 6th Avenue
PO Box 468
Ouray, CO 81427

With a copy to:
Harper E. Powell
Karp Neu Hanlon, P.C.
201 14th Street, Suite 200

Docusign Envelope ID: 1E5FB547-785A-889E-809D-03C371A8DFE1

P.O. Drawer 2030
Glenwood Springs, CO 81602
hep@mountainlawfirm.com

If to Contractor: Short Elliott Hendrickson, Inc.
Steven Halewski, Project Manager
934 Main Avenue, Unit C
Durango, CO 81301-5122

26. Authority. Each person signing this Agreement, and any addendums or attachments hereto, represents that said person is fully authorized to enter into and execute this Agreement and to bind the party it represents to the terms and conditions hereof.

27. Attorneys' Fees. Should this Agreement become the subject of dispute resolution between the City and Contractor, each party shall be responsible for its own costs and expenses, including attorneys' fees and expert witness fees. All rights concerning remedies and/or attorneys' fees shall survive any termination of this Agreement.

28. No Third Party Beneficiaries. Contractor agrees to perform professional services as set forth in the Agreement ("Services"). Nothing contained in this Agreement shall create a contractual relationship with or a cause of action in favor of a third party against either the City or the Contractor. The Contractor's services under this Agreement are being performed solely for the City's benefit, and no other party or entity shall have any claim against the Contractor because of this Agreement or the performance or nonperformance of services hereunder.

29. Force Majeure. Neither Party shall be liable to the other Party for failure or delay in performance of this Agreement due to acts of God, acts of governmental authorities, extraordinary weather conditions, pandemics, epidemics, quarantines, other natural catastrophes, strikes, labor disputes, supply chain disruptions, cyber attacks, telecommunications or power failures, or any other cause beyond the reasonable control or contemplation of either Party ("Force Majeure Event"), provided the delayed Party: (a) shall make reasonable efforts to avoid or mitigate such delay; (b) shall promptly notify the other Party in writing of the cause and expected duration of the delay; and (c) resumes performance as soon as reasonably practicable after the Force Majeure Event has ended.

~ Signature Pages Follow ~

Docusign Envelope ID: 1E5FB547-785A-889E-809D-03C371A8DFE1

IN WITNESS WHEREOF, the parties have entered this Agreement as of the Effective Date.

CITY OF OURAY, COLORADO

By: _____

Title: _____

Date: _____

ATTEST:

_____
City Clerk

CONTRACTOR:

By: Steve Kaye

Title: Principal

Docusign Envelope ID: 1E5FB547-785A-889E-809D-03C371A8DFE1

EXHIBIT A
SCOPE OF SERVICES

Docusign Envelope ID: 1E5FB547-785A-889E-809D-03C371A8DFE1

PROPOSAL FOR PROFESSIONAL SERVICES

Ouray Hot Springs Pool House Facility Conditions Assessment

RFP No. 2026-02-50

OURAY, COLORADO | SEPTEMBER 11, 2026



SEH

Building a Better World for All of Us®

Engineers | Architects | Planners | Scientists

Docusign Envelope ID: 1E5FB547-785A-889E-809D-03C371A8DFE1

Building a Better World for All of Us®

September 11, 2026

City of Ouray Parks & Recreation Department
Attn: Joe Brown
320 6th Avenue
Ouray, CO 81427

RE: Ouray Hot Springs Pool House Facility Conditions Assessment

Dear Mr. Brown and Members of the Selection Committee:

The City of Ouray's Hot Springs Pool sits in a gorgeous part of the City, with access to natural sulfur-free hot springs that offer a perfect setting for relaxation and restoration.

Unfortunately, the Pool House itself is in need of repair. Due to a mix of natural aging, exposure to a high-moisture environment, continuous use, and a patchwork of improvements, upgrades, and expansions, several components are outdated, unsafe, or no longer serve the interests of your community and guests.

As a result, the City is seeking a consultant partner to conduct a comprehensive facility condition assessment of the Pool House's structural, mechanical, electrical, and plumbing systems, as well as other amenities and building elements. **That's where Short Elliott Hendrickson Inc. (SEH®) comes in.**

Based on what we learned by meeting with you during the pre-bid conference, our visit to the site, and our experience delivering similar facility condition assessment projects across the country, we believe the following critical success factors will be key to delivering this project:

- **A Comprehensive and Thorough Approach.** We know that the Pool House is facing a range of issues, from the gym that lacks ADA accessibility and has an inadequate structural rating, to the upstairs deck being unsafe and closed to the public, to sections of the building lacking heat during Colorado winters, and more. With many issues in play, the key word of comprehensive facility assessment is **comprehensive**. You need to know exactly what is going on in your facility and what it will take to fix it.
- **A Streamlined and Well-Coordinated Team.** We can offer almost all services in-house, including structural, electrical, mechanical, plumbing, and architecture. The team assembled for this project has delivered similar facility condition assessments for the City and County of Denver, the City of Golden, the Bureau of Indian Health Services, and more, meaning they work together as a cohesive and efficient unit.
- **An Implementable and Realistic Report.** Because you and your staff work in the Pool House, the issues documented throughout the condition assessment will likely not come as a surprise. The real objective is to provide a clear path for next steps, so that you can decide what is in your best interest and best serves the needs of your community. Our goal is to arm you with the condition and cost information you need to make those decisions in the short, medium, and long term, whether that means renovation, repair, or full replacement.

We're excited for this opportunity to work with you to create a better facility for your guests and employees. If you have any questions, please feel free to contact Project Manager Steven Halewski at 720.540.6817 or shalewski@sehinc.com. We're ready to get to work!



Steven Halewski PE (CO)
Project Manager



Nancy Dosdall AICP, LEED Green Associate
Client Service Manager

Engineers | Architects | Planners | Scientists
Short Elliott Hendrickson Inc., 934 Main Avenue, Unit C, Durango, CO 81301-5122
970.385.4546 | 888.908.8166 fax | OURAC 193390 | **sehinc.com**
SEH is 100% employee-owned | Affirmative Action–Equal Opportunity Employer

Docusign Envelope ID: 1E5FB547-785A-889E-809D-03C371A8DFE1

Firm Qualifications and Relevant Experience

Short Elliott Hendrickson Inc. (SEH®)

At SEH, our 900 plus employee-owners, including engineers, architects, planners, and scientists, are united by a shared vision of **Building a Better World for All of Us®**. From our headquarters in St. Paul, Minnesota to projects across the nation, we partner with government, commercial, and industrial clients to deliver technically advanced, customized solutions that improve lives and strengthen communities.

We are deeply committed to equity, sustainability, and innovation. By embracing technology and delivering thoughtful design, we create safer infrastructure, foster thriving communities, and leave a legacy of positive change.

FACILITY ASSESSMENTS

SEH excels in conducting comprehensive facility assessments, leveraging years of experience in preliminary programming, space planning, and site selection. Our facility assessments include thorough evaluations of building systems and elements, providing clients with the insights needed to make informed planning decisions.

We know that facility assessments depend on precision, adaptability, and insight rather than scale. Experience from previous assessment programs has shown that **a smaller, highly capable team of multidisciplinary assessors delivers stronger results than a large team of isolated specialists.** Our versatile assessors identify key issues efficiently and bring in specialists only when specific technical experience is needed. We also take a specialized approach to cost modeling, teaming with a professional construction cost estimator to provide accurate, defensible estimates that support the City's long-term capital planning. Just as important, we know the City's success depends on how data is delivered.

SUCCESSFUL COMPLETION OF SIMILAR PROJECTS

The listing below summarizes selected **facility assessments completed by SEH over the past five years**.

- 2026 FIT FCA (**120 facilities**) – City and County of Denver, CO
- 2023 DOTI FCAP (**17 facilities**) – City and County of Denver, CO
- 2023 FCAP (**47 facilities**) – City and County of Denver, CO
- Nashville Area Facility Condition Assessments (FCA)/Energy Audit (**30 sites in 11 states**) – Indian Health Services
- Miramonte Building HVAC System Assessment (**15,000 sq. ft.**) – San Miguel County, CO
- Cableland Mayor's Residence FCA (**24,000 sq. ft.**) – Cableland Home Foundation Board, CO
- El Hi Facility Building Assessment (**42,135 sq. ft.**) – Town of Ignacio, CO

Subconsultant

CUMMING MANAGEMENT GROUP, INC. (CUMMING)

Cumming Management Group, Inc. (Cumming) is a privately held corporation founded in 1996. Cumming is a leader in providing project consulting services to the AEC industry. Cumming has more than 2,500 team members within 60+ office locations, which provide services to clients around the world. Cumming will serve as cost consultant. Cumming works on more than 400 estimates each month, delivering unparalleled experience in this discipline. Core cost management services include budgeting, milestone cost estimating, value analysis, cost validation, peer review, and change order evaluation. Cumming is a local firm with over 20 years of experience in Colorado. Cumming has close ties to the local market, and therefore are well informed of current market conditions and how they affect cost. Cumming has completed more than 2,100 projects for city-, county-, and state-operated facilities. These projects have involved parks, city halls, civic centers, police/fire facilities, libraries, offices, community centers, animal shelters, transit centers, operations and maintenance facilities, and public works, among others.

Cumming has become SEH's go-to professional cost estimator for many of our recent projects throughout Colorado.

Docusign Envelope ID: 1E5FB547-785A-889E-809D-03C371A8DFE1

Proposed Project Team

A Right-Sized Team for Each Facility

Our FCA professionals will assess the systems within their disciplines and coordinate their findings as one facility team. The SEH project manager will direct the work and remain the City's single point of accountability. Before the visit, the team will review available plans, prior assessments, and known facility conditions. That review will identify where fire protection/fire alarm, structural and civil/site, or other specialists are needed. This model gives each facility the expertise it requires without adding unnecessary staff.

TECHNICAL ASSESSORS FOCUSED ON TECHNICAL WORK

The core assessors will focus on system condition, asset performance, deficiencies, and corrective actions. They will capture the system, asset, and deficiency photographs needed to support their findings, but they will not be responsible for routine room photography or asset tagging.

QUALIFIED WITHIN EACH DISCIPLINE

Each assessor will work only within their professional discipline and area of expertise. Building envelope and finishes will be assessed by architects, mechanical and plumbing systems by mechanical engineers, and electrical systems by electrical engineers. Any specialty systems will be reviewed by professionals qualified for that specific work. Each discipline will be led by a professional holding the registration, license, or certification appropriate to the work in Colorado. Related inspections will be performed by or under that professional's direct supervision.

ONE CODE AND QUALITY STANDARD

The QA/QC Manager will maintain the team standards and confirm that findings cite the correct code basis when applicable. Reviews will also verify that the recommended mitigation is appropriate. If requirements change or the team identifies a better practice, SEH will issue the update through focused refresher training and recheck affected work. The result is a **COMPREHENSIVE** review, **CONSISTENT** across team members, and **CUSTOMIZED** to the systems and specialists your facility requires.

Organizational Chart

City of Ouray Parks & Recreation Department

PROJECT LEADERSHIP



Rob Ekstrom AIA, EIT, LEED AP® BD+C, NCARB
Principal in Charge, QA/QC



Steven Halewski PE
Project Manager/ Structural Engineer



Nancy Dosdall
AICP, LEED GREEN ASSOCIATE
Client Service Manager

FACILITY CONDITION ASSESSMENT AND ANALYSIS SERVICES



Allison Miller
AIA, NCARB
Project Architect



Matt Massa PE
Mechanical Engineer



Josh Sopata PE
Electrical Engineer



Audrey Bingham
Cost Estimator, Cumming

The specific licenses and credentials of the team members are described in the personnel and/or resume section of this document.

Docusign Envelope ID: 1E5FB547-785A-889E-809D-03C371A8DFE1



17
YEARS OF EXPERIENCE

EDUCATION
B.S., Civil Eng. Technology
Rochester Institute of Technology

REGISTRATIONS/CERTIFICATIONS
Professional Engineer in CO, AZ, CA, FL, MT, ND, OK, OR, SD, UT, and WA

Steven Halewski PE

PROJECT MANAGER/STRUCTURAL ENGINEER | SEH

Steven will oversee all aspects of this project, helping to ensure timely delivery, quality control, and alignment with City requirements. Steven is a project manager and structural engineer with experience leading facility assessments across commercial, residential, and defense facilities. His work focuses on evaluating existing buildings, foundations, and structural systems to support renovations, upgrades, and long-term facility planning.

EXPERIENCE

- Structural Facility Assessments (CCD) – Denver, CO
- Facilities Assessment (La Plata County) – Durango, CO
- Facility Assessments and Energy Audit (Indian Health Services) – Multiple Cities, TN
- Building Assessment – Ignacio, CO



28
YEARS OF EXPERIENCE

EDUCATION
B.S., Civil/Structural Engineering
University of Colorado-Denver

Bachelor of Architecture
B.S., Environmental Design
North Dakota State University-Fargo

REGISTRATIONS/CERTIFICATIONS
Architect in CO, AZ, CA, FL, KS, KY, MI, NE, NM, NV, OK, OR, SD, TN, TX, and UT

Rob Ekstrom AIA, EIT, LEED AP® BD+C, NCARB

PRINCIPAL IN CHARGE/QA/QC | SEH

Rob will provide executive oversight and quality review to promote consistency, accuracy, and compliance across all assessments and deliverables. Rob combines architectural design and structural engineering expertise across municipal, federal, and commercial facilities with a strong background in quality assurance and quality control.

EXPERIENCE

- 2026 Facility Condition Assessment for 120 Buildings (CCD) – Denver, CO
- 2025 Facility Condition Assessment for 17 Buildings (CCD) – Denver, CO
- 2023 FIT Facility Condition Assessment for 47 Buildings (CCD) – Denver, CO
- Facility Assessments and Energy Audit (Indian Health Services) – Multiple Cities, TN



15
YEARS OF EXPERIENCE

EDUCATION
B.Arch.
Drury University

REGISTRATIONS/CERTIFICATIONS
Architect in CO, AZ, NM, and UT

Allison Miller AIA, NCARB

PROJECT ARCHITECT | SEH

Allison will evaluate the building envelope, finishes, and other architectural elements. Allison is an architect and project manager who has experience developing plans for a variety of building types, including residential, commercial, educational, and public safety projects. She brings skills in both team management and graphic communications, and her management style encourages a positive, collaborative and iterative design process.

EXPERIENCE

- ADA Assessment – La Plata County, CO
- McNichols Building Assessment (CCD) – Denver, CO
- Facilities Assessment – La Plata County, CO
- Mardel Gallegos Center HVAC Facility Assessment (Tri-County Head Start) – Pagosa Springs, CO

Docusign Envelope ID: 1E5FB547-785A-889E-809D-03C371A8DFE1



18
YEARS OF EXPERIENCE

EDUCATION
B.S., Mechanical Engineering
Carnegie Mellon University

REGISTRATIONS/CERTIFICATIONS
Professional Engineer in CO, AZ, FL, NE, NY, OR, UT, WA, and WY

Matt Massa PE

MECHANICAL ENGINEER | SEH

Matt will evaluate HVAC, plumbing, automation and controls, and fire protection systems, identifying deficiencies and recommending corrective actions. Matt is a mechanical engineering lead and project manager experienced in engineering design and project management. He has worked in many industries including commercial and residential construction, midstream refining, pipelines, transportation, and heavy machinery.

EXPERIENCE

- 2026 FCAP for 120 Buildings – Denver, CO
- 2025 FCAP for 17 Buildings – Denver, CO
- 2023 FIT FCAP for 47 Buildings – Denver, CO
- 2020 FCAP for 101 Buildings – Denver, CO



14
YEARS OF EXPERIENCE

EDUCATION
B.S., Electro-Mechanical Eng. Technology
Pennsylvania State University

REGISTRATIONS/CERTIFICATIONS
Professional Engineer in CO, AZ, MT, NM, NV, OR, PA, SD, TX, UT, and WA

Josh Sopata PE

ELECTRICAL ENGINEER | SEH

Josh will assesses electrical, life safety, and building automation systems, documenting deficiencies and recommending improvements. Josh is a senior electrical engineer with experience leading facility condition assessments for clients across the country. His background includes evaluating electrical power and lighting systems in a wide range of facility types to support planning, upgrades, and improvements.

EXPERIENCE

- Facility Assessments and Energy Audit (Indian Health Services) – Multiple Cities, TN
- 2023 FIT FCAP for 47 Buildings – Denver, CO
- 2020 FCAP for 101 Buildings – Denver, CO
- Facilities Assessment (La Plata County) – La Plata County, CO



4
YEARS OF EXPERIENCE

EDUCATION
B.S., Civil Engineering
University of Colorado-Denver

REGISTRATIONS/CERTIFICATIONS
Fundamentals of Engineering, National Council of Examiners for Engineering and Surveying

Audrey Bingham

COST ESTIMATOR | CUMMING

Audrey will provide cost estimating services as part of these assessments, which will empower the City to plan for the short, medium, and long term needs of the facility. Audrey is a cost management professional with extensive experience preparing accurate construction cost estimates, quantity takeoffs, and cost analyses across multiple project phases. She has a strong ability to interpret drawings and specifications, assesses cost impacts, and supports constructable project planning.

EXPERIENCE

- Grand Action Soccer Stadium – Grand Rapids, MI
- Dickinson Regional Airport – Dickinson, ND
- Milwaukee Recreation Community Center – Milwaukee, WI
- Wheat Ridge City Hall and Police Department – Wheatridge, CO

Docusign Envelope ID: 1E5FB547-785A-889E-809D-03C371A8DFE1

Comparable Projects and References

References

PAUL SOBIECH
City and County of Denver Facilities
720.913.4528
paul.sobiech@denvergov.org

MANDY VINK
City and County of Denver DOTI
720.814.0238
mandy.vink@denvergov.org

CHUCK WEISS
Director of Engineering, E470
303.537.3420
cweiss@e-470.com

Project Examples

2026 FIT Facility Condition Assessment

CITY AND COUNTY OF DENVER, CO

SEH is providing professional architectural and engineering services for the 2026 FIT Facility Condition Assessment Program for the City and County of Denver. The program is intended to deliver comprehensive, consistent, and customized facility condition data across **120 City-owned sites** to support maintenance planning, capital investment, and long-term asset management. Building on SEH's previous delivery of Denver's 2019/2020 and 2023 FCAP efforts, the project applies a standardized assessment approach while tailoring reporting and analytics to the City's planning workflows.

120 CITY OWNED BUILDINGS
6,663,704 SQ. FT.
MULTIPLE BUILDING TYPES



The 2026 FCAP includes evaluation of major building systems and site elements, including site improvements, structural and exterior architecture, interior architecture, mechanical, air conditioning and ventilation, electrical, plumbing, life safety and fire protection, and general ADA compliance. SEH's approach uses two parallel multidisciplinary assessment teams working in a coordinated, repeatable process to maintain consistency across all facilities while meeting an accelerated schedule. The teams are supported by centralized QA/QC, standardized templates, and shared reporting protocols led by Project Manager Matt Massa and Principal/Quality Manager Rob Ekstrom.

To strengthen technical depth and decision-making value, SEH's team includes specialty support for cost estimating, elevators, fire protection, roofing and envelope diagnostics, civil, and structural systems. The project also incorporates advanced tools such as aerial infrared diagnostics, digital field collection, and a shared ArcGIS portal for real-time coordination, progress tracking, and data visibility. Final deliverables will include individual facility reports, sortable datasets, GIS-linked information, Facility Condition Index and Current Replacement Value metrics, and portfolio-level analyses to support 1-, 3-, 5-, and 10-year planning horizons and future integration with Hexagon EAM and other asset management systems.

Congress Park Pool Refinishing

CITY AND COUNTY OF DENVER, CO

SEH provided architectural and engineering services to the City and County of Denver to assess the existing Congress Park Pool. The pool complex was known to be losing water and had several areas of settlement noted in the pool slab. SEH led a team that determined the source of the leak and provided repair design for the undermined structures. Additionally, new pool coatings and treatments were designed to prolong the lifespan of the facility.



Docusign Envelope ID: 1E5FB547-785A-889E-809D-03C371A8DFE1

2023 FIT Facility Condition Assessment

CITY AND COUNTY OF DENVER, CO



SEH performed this assessment for **47 City-owned buildings totaling approximately 936,000 sq. ft.** of building interiors, plus related site assessments.

Facilities Assessed

- 33 fire stations and related facilities
- 11 police stations and related facilities
- Denver Animal Shelter
- Denver Post building
- RMP134C assessment for 4735 N. Pecos St.

Scope and Deliverables for Each Facility

- Review background data including existing plans and previous FCAP reports
- Conduct kickoff meeting with key staff
- Assess systems and equipment
- Prepare a draft assessment report, which includes:
  - General facility and systems descriptions
  - Assessment lists and classifications
  - Documented findings and recommendations with photos
  - Condition ratings for overall building and assets with priority assignments
  - Energy efficiency recommendations to support the City's "80x50 Climate Action Plan"
  - Cost estimates
- Hold closeout meeting to review the draft report with facility staff
- Prepare and deliver a final building report
- Provide all data formatted for input into the City's Hexagon Enterprise Asset Management Platform

2019/2020 FIT Facility Condition Assessment

CITY AND COUNTY OF DENVER, CO



SEH performed this assessment for **101 City-owned buildings totaling 4,680,024 sq. ft.** of building interiors plus related site assessments.

Facilities Assessed

- 34 fire stations and related facilities
- 9 police stations and related facilities
- 16 buildings at the Denver County Jail campus
- 25 public libraries
- 8 municipal buildings
- 4 child development/ learning centers
- 1 community center
- The downtown detention center
- The Denver Animal Shelter
- Lindsey Flanagan Courthouse
- City and County Building (registered historic building)

Scope and Deliverables for Each Facility

- Review background data including existing plans and previous FCAP reports
- Conduct kickoff meeting with key staff
- Assess systems and equipment
- Prepare a draft assessment report, which includes:
  - General facility and systems descriptions
  - Assessment lists and classifications
  - Documented findings and recommendations with photos
  - Condition ratings for overall building and assets with priority assignments
  - Energy efficiency recommendations to support the City's "80x50 Climate Action Plan"
  - Cost estimates
- Hold closeout meeting to review the draft report with facility staff
- Prepare and deliver a final building report
- Provide all data formatted for input into the City's Infor EAM software platform

Docusign Envelope ID: 1E5FB547-785A-889E-809D-03C371A8DFE1

Indian Health Service Facility Assessments/Energy Audit

MULTIPLE CITIES, NATIONWIDE



The Nashville Area Indian Health Service provides healthcare to Native Americans living in the Eastern U.S. The region encompasses Maine to Florida and eastern Texas. The Facilities Condition Assessment is provided by the Nashville Area Office of Environmental Health and Engineering, Facilities Engineering Department, to assist each Tribal-owned location maintain the highest level of care for their patients and safe working environments for their employees.

SEH, in a joint venture with Himalayan Consultants, was selected to conduct facility condition assessments and energy audits for 30 buildings managed through the Indian Health Service (IHS) Nashville Area. Our team of architects, electrical engineers, mechanical engineers, and structural engineers inspected and evaluated the conditions, prepared priority lists and associated cost estimates, audited the energy efficiency, and verified that these facilities maintain their healthcare accreditation.

The assessment covered an assortment of facility types including hospitals, healthcare, dental, wellness, maintenance, and administration buildings – **30 sites in 11 states**.

Assessment Reports for Each Facility Included

- Condition of assets and systems
- Accessibility and code deficiencies
- Prioritized remediation recommendations
- Energy audits which included thermal imaging
- Estimates for expected life analysis for component replacement/renewal
- Cost estimates
- Facility assessment reports

Old Main Post Office

LA PLATA COUNTY, CO

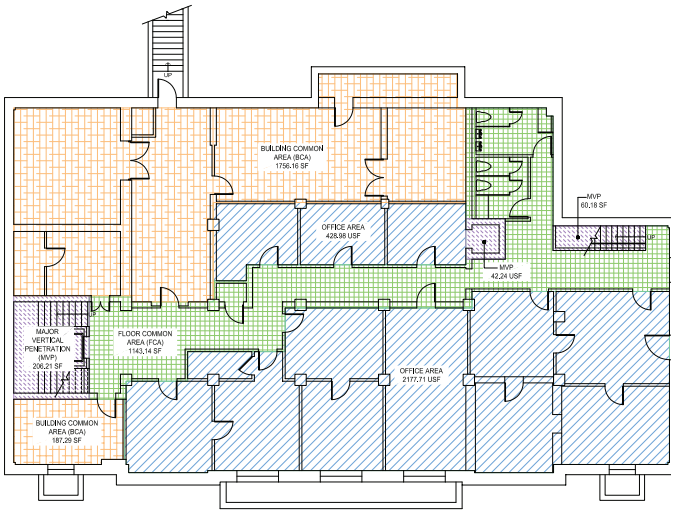

La Plata County engaged SEH to evaluate two adjacent, County-owned downtown Durango properties: the historic Old Main Post Office (1060 Main Avenue) and a vacant parcel at 1075 E. 2nd Avenue. SEH completed a comprehensive facility assessment of the OMPO, including historic, code/ADA, architectural, structural, and MEP evaluations, and developed capital improvement cost estimates, many aligned with future renovation or redevelopment.

At the same time, SEH partnered with a local appraiser to assess both properties and conducted a market study evaluating residential and commercial demand. Using this data, SEH analyzed OMPO rental viability; explored redevelopment scenarios addressing market needs, historic character, and structural constraints; assessed courthouse space needs; and identified funding opportunities. The properties were later incorporated into the Midtown Redevelopment Area, with SEH advancing conceptual mixed-use redevelopment cost scenarios for 1075 E. 2nd Avenue to support potential development partnerships and affordable housing.

Assessment Reports for Each Facility Included

- Overall facility condition summary and rating
- Master list of findings with descriptions, recommended actions, priority rankings, photos, and cost estimates
- Planning-level cost worksheets for recommendations
- Updates to historical data from 2014, 2018, and 2020

Docusign Envelope ID: 1E5FB547-785A-889E-809D-03C371A8DFE1

Project Understanding and Approach

Understanding

The Ouray Hot Springs are central to the community's identity, economy, and visitor experience, and a dependable, welcoming Pool House is essential to supporting that civic asset. The City has already identified that the Pool House needs significant work. The question now is whether a focused program of repairs and system renewal can give the building another dependable 10 years, or whether replacement is the better use of City funds. This FCA will give the City a clear, practical basis for that choice.

Because SEH knows Ouray and has worked in the City, we can begin with useful context instead of starting from zero. We also understand that this is a working community facility. The final report needs to be technically sound, but also needs to be clear to staff, Council, and the public.

WHAT IS DRIVING THE STUDY

THE BUILDING HAS GROWN IN PIECES

The Pool House has reportedly been expanded or remodeled roughly three times. Systems were extended as needs arose, often through shared utility troughs. Reliable as-built drawings are limited. A repair in one room may therefore affect nearby finishes, structure, or utilities. We will trace those connections so the recommendations address causes, not just visible symptoms.

THE ENVIRONMENT IS HARD ON BUILDING SYSTEMS

The pool environment brings high humidity and mineral-laden water. Ouray's winter climate adds a demanding heating load. Together, these conditions accelerate corrosion and make moisture control critical.

Major HVAC equipment reportedly dates to about 1988. Several spaces have little or no heat, and replacement parts are hard to find. Copper piping has been exposed to mineral-rich water. The sanitary sewer has a reported belly and requires frequent jetting. The City also wants a practical path away from building heat served by the geothermal system.

SOME ISSUES AFFECT USE OF THE BUILDING TODAY

Several building issues directly affect the guest experience today and keep the Pool House from matching the quality of the hot springs it serves. The upstairs gym does not have an ADA-accessible route, limiting who can use the full facility. Its floor is reportedly rated for about 30 psf, while the desired use may call for about 200 psf. A poolside upper deck has been closed for years because of safety concerns, reducing usable guest space and the connection between the building and pool area. Electrical capacity is also limited in places, including the snack bar, which affects service and future flexibility. These are not isolated maintenance items; they shape how visitors move through, use, and experience the facility, and they are central to the City's long-term investment decision.

BOTTOM LINE: each recommended action will be tied to a location, a priority, an implementation year, and an individual planning-level cost. Operational effects will be shown alongside it. Those actions will roll into five- and ten-year capital plans and a renovate-versus-replace comparison.



WHAT THE CITY NEEDS FROM THE FCA

- **A reliable picture of today's building.** The assessment will combine available records, staff knowledge, and field observations. It will also create usable existing-condition plans tied to major assets and findings.

Docusign Envelope ID: 1E5FB547-785A-889E-809D-03C371A8DFE1

- **A prioritized and individually priced action list.** Each deficiency will stand on its own with a recommended action, timing, operating effect, and cost. Staff will be able to see what is urgent and what can wait.
- **A clear investment path.** The five- and ten-year capital plans will show how work can be phased. A current replacement value and facility condition index will help the City compare continued investment with replacement.

Construction sequencing matters. Major sewer, structural, utility, or MEP work may be difficult while the Pool House stays open. We will identify likely shutdowns and group related work into logical projects. Planning-level costs will assume the facility can be closed and made available to contractors during major work. Revenue-loss modeling is not included.

Pool equipment and dedicated pool-process utilities are separate from the Pool House systems and are outside the base assessment. We will still note an interface when it affects the building, structure, moisture, or safety. The condition and operation of pool vessels and treatment equipment will remain outside the scope unless the City asks us to add them.

Approach to Scope of Services

We will organize the work into seven connected tasks. The first three establish a reliable picture of the building. Tasks 4 and 5 turn that information into actions, costs, and priorities. The final two produce a usable decision package and make sure every part agrees.

TASK 1 AGREE ON THE PLAN AND ORGANIZE THE RECORD

We will start by agreeing on how the City wants to use the study. At kickoff, we will confirm the Pool House scope, field access, shutdown needs, and schedule. We will also agree on the level of detail for the existing-condition plans and the findings workbook.

Next, we will review the City's survey and prior structural assessments. Available photographs and equipment information will help us understand how the building changed. Maintenance, sewer, and utility records will help us focus the field work. Earlier studies will inform our work, but they will not replace current observations.

Operations and maintenance staff know where the building gives them trouble, so we will interview them early. We will ask about recurring sewer blockages, temperature complaints, equipment failures, and shutdown constraints. Each known issue will be verified in the field or flagged for a focused follow-up.

Before the site visit, we will set up one data structure for assets and findings. A shared identifier will connect each room or asset to its photograph and plan location. It will also tie to the recommendation, priority, and cost. This will keep the report, plans, and workbook aligned from the start.

TASK 2 ASSESS THE BUILDING AS ONE CONNECTED SYSTEM

The Pool House is not just a collection of rooms and building systems; it is the support facility that allows patrons to fully use and enjoy the hot springs. Its public spaces, building enclosure, utilities, and major systems all contribute to how well the facility serves visitors and staff. We will evaluate each issue in terms of how it affects the larger facility, not only the component where the problem appears. This integrated review will help the City see which repairs can stand alone, which should be grouped, and which issues point toward a larger reinvestment or replacement decision.

Field work will be visual and non-destructive. We will review safe areas, take measurements, photograph representative conditions, and talk with staff. Major equipment will be documented by asset when practical. We will capture available nameplate data and capacity. We will also note age, condition, and remaining useful life.

STRUCTURAL SYSTEMS

The structural review will focus on whether the current building can safely support the City's intended use. We will review accessible foundations, slabs, and elevated floors. We will also look at walls, roof framing, and connections. The team will note movement, cracking, deflection, or deterioration, with special attention to moisture and corrosion.

The gym floor and long-closed upper deck will receive focused attention. We will compare current observations with the City's existing structural studies. If visual review cannot answer an important question, the report will define the analysis or testing needed to develop a more complete picture.

ARCHITECTURE, ENVELOPE, LIFE SAFETY, AND ACCESSIBILITY

The architectural review will show where envelope, access, or life-safety issues affect continued use. We will assess the roof, exterior walls, and openings. We will also review waterproofing and interior finishes. Egress, fire and life safety, and accessible routes will be evaluated at a planning level.

Docusign Envelope ID: 1E5FB547-785A-889E-809D-03C371A8DFE1

The accessibility review will follow the path a user takes from arrival through the building. It will include entry, circulation, restrooms, and representative locker or shower spaces. We will document key dimensions where practical, including access to the upstairs gym. The FCA will identify capital needs; it will not serve as an accessibility certification or a design-level ADA survey.

MECHANICAL SYSTEMS

The mechanical review will focus on reliable heat and moisture control. We will assess heating, ventilation, exhaust, and humidity control. We will also review air distribution, controls, and related equipment. The review will consider winter conditions as well as the moisture produced by showers and changing areas.

We will document spaces without dependable heat or ventilation. For older equipment, we will consider capacity, condition, serviceability, and parts availability. Recommendations will compare practical repair or replacement paths. They will also address the relationship between existing geothermal service and future heating options. Any needed load calculations or design studies will be clearly identified as a next step.

PLUMBING SYSTEMS

The plumbing review will define likely paths for replacing deteriorated piping and addressing drainage problems. We will assess the incoming water service and domestic water systems. The review will also cover water heating, fixtures, drains, and sanitary waste and vent systems. Mineral buildup and corrosion will be considered throughout.

Particular attention will be given to copper piping, the reported sewer belly, and utility routing through the additions. If a camera survey, flow test, or concealed-condition study is needed to choose a final repair, we will identify it as a focused follow-up. We will not imply that a visual review answered what it could not.

ELECTRICAL SYSTEMS

The electrical review will show where age, capacity, or wet conditions limit the building. We will assess the main service, distribution equipment, and panels.

We will also review feeders, representative branch circuits, grounding, and wet-location protection. Lighting and emergency systems will be checked where present. The review will consider obsolete equipment and moisture-related deterioration. It will also look at capacity for snack-bar equipment and future HVAC options. Fire alarm interfaces and backup power will be documented where present.

SITE, UTILITY, AND OPERATIONAL INTERFACES

The site review will stay focused on items that affect Pool House work. Using the City's survey, we will review visible connections to water, sewer, gas, and power. We will also consider accessible routes, parking, and service access. Contractor access and staging needs will be noted at a planning level. Detailed survey, subsurface utility locating, pavement design, and civil design are not included unless separately authorized.

TASK 3 CREATE USABLE EXISTING-CONDITION DOCUMENTATION

The City needs drawings staff can use, not just pictures in a report. We will prepare an existing-condition plan set that identifies room arrangements, accessible utility routes, major MEP assets, and documented structural elements. The same identifiers used in the report and workbook will appear on the plans. Staff will be able to move from a finding to its location, photograph, action, and cost.

Because dependable building drawings are limited, the fee proposal will identify this effort separately. We recommend 3D LiDAR scanning as the basis for accurate floor plans and a durable digital record. The final level of detail can be confirmed during contracting. Whether created from scanning or field measurements, the plans will be labeled as field-verified existing-condition documents. They will not claim to show concealed construction or replace contractor record drawings.

TASK 4 TURN OBSERVATIONS INTO CLEAR ACTIONS

A finding only helps if it leads to a specific decision. Each repair, replacement, or further investigation will receive its own identifier and planning-level cost. Unrelated deficiencies will not be hidden inside one lump-sum recommendation.

Each finding will include the following information when it applies:

- **Identity:** unique ID, discipline, component, and location
- **Condition:** condition rating, deficiency, probable cause, and significance
- **Evidence:** photograph and plan reference
- **Action:** recommended work and any focused follow-up investigation
- **Timing:** priority, remaining useful life, recommended year, and maintenance frequency
- **Operations:** shutdown need, sequencing, and other effects on service
- **Cost:** construction, soft costs, contingency, and total project cost

Docusign Envelope ID: 1E5FB547-785A-889E-809D-03C371A8DFE1

For major systems, we will compare continued maintenance with repair or replacement. We will also flag practical opportunities to improve energy use, water use, reliability, and maintainability. Related items may be bundled in the capital plan when that makes construction sense, but the City will still be able to see every underlying deficiency and cost.

Infrastructure work often creates finish work. Demolition and restoration needed for a specific repair will stay with that line item. Broader cosmetic renewal will be shown separately. This keeps optional finish upgrades from obscuring the cost of required work.

TASK 5 BUILD INDIVIDUAL COSTS AND THE CAPITAL PLAN

Cost and timing will turn the technical assessment into a capital plan. We will work with our cost-estimating partner, Cumming, to prepare planning-level costs and a current replacement value because cost estimating is a specialized service, not simply an extension of engineering judgment. An independent professional estimator gives the City a more defensible basis for budgeting, grant applications, and renovate-versus-replace decisions than internal unit costs or broad engineering allowances alone. Cumming will price from our findings, quantities, and recommended scopes, with estimates reflecting current market conditions, contractor pricing behavior, escalation, and Ouray-specific logistics.

This estimating role is important because the City is asking for individual line-item costs that may be used for capital budgeting, public discussion, and funding decisions. Cumming's estimators bring current construction cost data, knowledge of small and phased renovation work, and experience carrying soft costs, escalation, contingency, mobilization, access, staging, and restoration in a transparent way. That detail will help the City understand not just what a repair may cost, but why it costs that much and how reliable the number is for planning.

Each line item will show construction cost, soft costs, contingency, and total project cost. The estimate basis will state the pricing date and escalation approach. It will also explain contractor overhead and profit, key assumptions, and exclusions. These will be budgeting opinions, not bid guarantees.

The capital plan will use the City's four priority levels:

- Immediate or critical
- High priority, generally within one to two years
- Medium priority, generally within three to five years
- Long-term planned capital beyond five years

The same cost data will feed both a five-year and a ten-year plan. Each plan will show recommended years, annual totals, and cumulative totals. It will also identify priority and operational effects. Related work may be grouped into practical projects without losing the individual line-item detail.

The cost structure and supporting narratives will be organized so the City can carry the information directly into capital budgeting, Council discussions, and future grant applications.

For the renovate-versus-replace question, Cumming will prepare a planning-level current replacement value. We will compare identified needs with that benchmark and summarize the result through a facility condition index. The comparison will show what continued investment would accomplish and what concerns would remain. The decision will stay with the City, but the tradeoffs will be visible.

TASK 6 DELIVER A CLEAR DECISION PACKAGE

The final package will work for two audiences. City leaders will get a concise view of risks, costs, and the renovate-versus-replace choice. Staff will get the detailed record needed for maintenance, budgeting, grant work, and future design.

The package will include:

- **Executive summary.** The executive summary will give City leaders a concise, non-technical view of facility condition, major risks, priority actions, and near- and long-term investment needs. It will specifically highlight issues that affect safety, operations, accessibility, guest experience, and the renovate-versus-replace decision.
- **Comprehensive report.** The report will document the work performed, records reviewed, staff input, field observations, assessment limitations, and discipline-specific findings. It will organize the recommendations so the City can understand each system's condition, why the work matters, and what follow-up may be needed before design or construction.
- **Editable workbook.** The workbook will be the City's working capital planning tool, with the asset inventory, deficiencies, priorities, remaining useful life, implementation year, operational impacts, and individual costs. Staff will be able to sort and update the information for budgeting, grant applications, maintenance planning, and future design.
- **Existing-condition plans.** The plans will provide a practical graphic record of the Pool House

Docusign Envelope ID: 1E5FB547-785A-889E-809D-03C371A8DFE1

layout, major visible structural components, accessible utility routing, and significant MEP assets. They will use the same identifiers as the report and workbook and will clearly distinguish visible field-verified information from concealed or unknown conditions.



- **Presentation.** We will prepare and deliver one presentation for City staff and/or City Council that explains the process, major findings, recommended priorities, cost range, and capital planning path. The presentation will translate the technical findings into clear choices about near-term repairs, phased reinvestment, and replacement considerations.

We will first issue a draft for City review. A working meeting will let staff test our conclusions against day-to-day operations and make any corrections. After comments are resolved, we will issue the final report, workbook, executive summary, and plans.

TASK 7 COORDINATE AND CHECK THE WORK

Quality control will happen throughout the project. Discipline leads will review their own observations and recommendations, while the project manager will resolve cross-discipline issues and confirm that each finding is tied to the right location, scope, priority, and cost. A senior reviewer will then check the main conclusions and capital plan against the RFP.

Before final delivery, we will reconcile the report, plans, and workbook. Identifiers must match, costs must not be missing or counted twice, and project bundles must remain traceable to the individual line items the City requested. This final check is especially important because structure, moisture, utilities, accessibility, and MEP work overlap throughout the Pool House.

Options if the City Wants a Deeper Look

The FCA may identify a few questions that need more than visual review. The City can add only the follow-up work that helps its decision. Potential options include:

- 3D LiDAR scanning, point-cloud delivery, or expanded existing-condition drawings
- Sewer camera inspection, flow testing, focused survey, or subsurface utility locating
- Structural calculations, load analysis, testing, or probes at the gym and upper deck
- Moisture diagnostics, hazardous-material sampling, indoor-air-quality testing, or other laboratory work
- Conceptual design, alternatives analysis, phasing plans, or implementation support
- Post-assessment capital planning, grant support, funding support, or on-call services

SCOPE BOUNDARIES

To keep the base scope focused, we have made the following assumptions:

- The assessment covers the Pool House and its supporting building systems. Pool vessels and dedicated pool-process systems are excluded except where an interface affects the building.
- The review is visual, non-destructive, and limited to safely accessible areas. Destructive openings, load testing, and laboratory analysis are not included unless separately authorized.
- The City will provide its survey and structural assessments. It will also provide available records, site access, escorts, and reasonable shutdown support.
- Accessibility and life-safety observations support capital planning. Detailed code studies, formal certification, design documents, and permit services are not included.
- Hazardous-material and environmental testing are not included. This covers asbestos, lead, mold, or indoor-air-quality sampling. We will note visible concerns for follow-up.
- Costs for major work will identify whether closure, partial closure, or phased access is likely required. We will identify operating effects and sequencing needs, but we will not calculate lost revenue or prepare a detailed construction schedule.
- Existing-condition plans will show visible and field-verifiable information. They will not certify concealed construction or replace future contractor record drawings.
- Any tasks or items that are not specifically included are specifically excluded from the scope of work.

Docusign Envelope ID: 1E5FB547-785A-889E-809D-03C371A8DFE1

Example of Assessment Findings Report

Item ID	210001
2026-27 Facility Condition Assessment	
Facility	210 - Lowry
Uniformat Name	D3050 Terminal & Package Units
Location	DOAS-1
Area Served	Whole Building
Description	**Damaged Evaporative Cooler Piping**
Priority Classification	**Priority 1: 0-1Yr**
Observed Remaining Life	0 Years
Act By	2026
Action Timeframe	1 Month
BOMA Reference Life	30 Years



Critical Issue(s)

While on the roof, water ponding was observed adjacent to the dedicated outdoor air unit. Investigation found the supply piping serving the evaporative cooler section had fishmouthed open and was discharging water onto the roof surface. The apparent failure mode is freeze-thaw damage to exposed exterior piping located in a shaded area without insulation, though this cause is inferred and should be confirmed during repair. The condition creates an active slip hazard at the roof, can contribute to roof deterioration and moisture-related damage, and impairs normal evaporative cooler operation. The shutoff valve was difficult to locate because it was buried in a storage closet behind equipment, which could delay emergency isolation. Building maintenance personnel were notified immediately.

☐	Excess Energy Use
☑	Unsafe
☑	Broken
☐	Obsolete
☐	Beyond Useful Life
☐	Code Concern
☐	ADA Concern

Recommendation(s)

Replace the failed exterior water supply piping serving the evaporative cooler section of DOAS-1, including removal of the damaged piping and installation of a new exterior water supply piping assembly suitable for rooftop exposure. Installation of new water piping will include pipe support, routing, heat tracing and insulation as well as relocation of the isolation valve and proper tagging. Inspect and repair the affected roof area. Assume some roof repair required. This corrective work addresses the active leak, restores intended operation, and reduces recurrence risk.

Direct Costs

Element	Quantity	Unit	Unit Cost	Direct Cost
Demo Failed Water Piping	15	LF	$ 18.20	$ 273.00
Install new Exterior Water Supply Piping Assembly	15	LF	$ 171.00	$ 2,565.00
Localized Roof Repair at Affected Area	100	SF	$ 31.75	$ 3,175.00
	-	-	$ -	$ -
	-	-	$ -	$ -
			Estimated Cost (2026)	**$ 6,013.00**

Docusign Envelope ID: 1E5FB547-785A-889E-809D-03C371A8DFE1

Example of Assessment Analysis Report

Facility	210 - Lowry			2026-27 Facility Condition Assessment
CRV	$37,520,460.57	FCI	Rating	Current Replacement Value (CRV): The total cost to replace the facility with a new one of equal function and capacity.
1 Year Direct Costs	$1,457,698.00	0.04	Excellent	
3 Year Direct Costs	$3,395,833.00	0.09	Excellent	Facility Condition Index (FCI): A condition ratio: FCI = Direct Costs ÷ Current Replacement Value (CRV).
5 Year Direct Costs	$5,491,172.50	0.15	Good	
10 Year Direct Costs	$6,506,820.00	0.17	Good	

Anticipated Funding by Priority Year

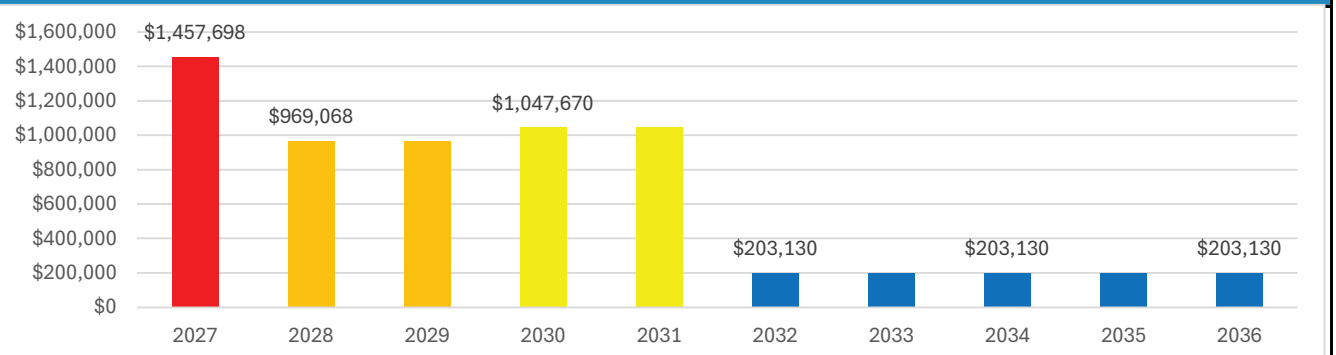

Average Yearly Direct Cost / Sq Ft: Facility Group

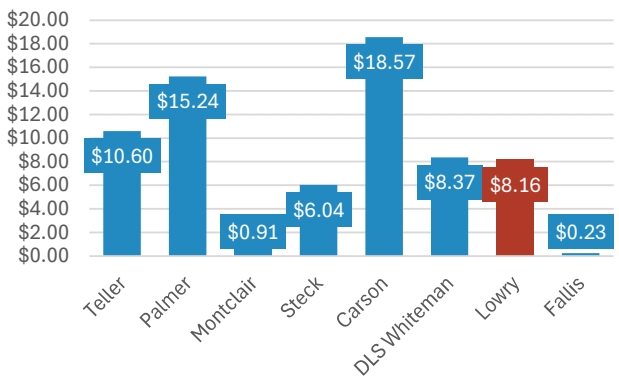

Total Direct Cost: UNIFORMAT Building System

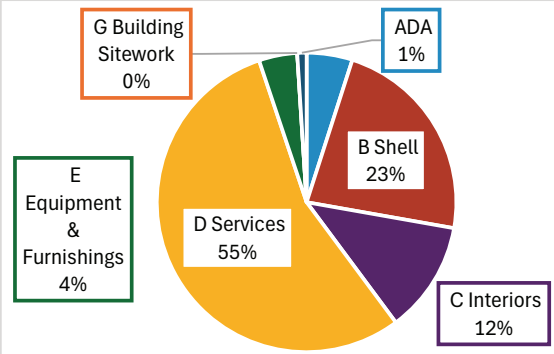

Current Replacement Value

No.	Element	Total	No.	Element	Total
03	Concrete	$1,859,367.00	13	Special Construction	$371,873.00
04	Masonry	$2,603,114.00	14	Conveying Systems	$0.00
05	Metals	$743,747.00	21	Fire Suppression	$1,115,620.00
06	Wood / Plastic / Composite	$371,873.00	22	Plumbing	$2,989,454.96
07	Thermal / Moisture Protection	$2,974,987.00	23	HVAC	$6,693,721.00
08	Openings	$2,231,240.00	25	Integrated Automation	$817,733.62
09	Finishes	$3,346,861.00	26	Electrical	$5,949,974.00
10	Specialties	$809,940.48	27	Communications	$1,487,494.00
11	Equipment	$767,621.28	28	Electrical Safety and Security	$1,598,806.15
12	Furnishings	$787,033.08		**Current Replacement Value**	**$37,520,460.57**

Docusign Envelope ID: 1E5FB547-785A-889E-809D-03C371A8DFE1

Fee Proposal

Below, we have provided a summary of our anticipated fees for this project, as well as summaries of our typical hourly billing rates for staff. Please feel free to contact Steven if you have any questions about our rates or our proposed fee for this project.

Milestone	Fee
On Site Building Assessment	$25,000
Assessment Deliverable and Presentations	$24,000
Cost Estimating	$15,000
3D Building Scan and Detailed As Builts	$18,200



Title/Classification	Typical Billing Rate/Hr.
Principal in Charge	$275.00 - $295.00
Senior Project Manager II	$255.00 - $275.00
Senior Project Manager I	$235.00 - $255.00
Project Manager II	$200.00 - $220.00
Project Manager I	$180.00 - $200.00
Senior PE III	$255.00 - $275.00
Senior PE II	$235.00 - $255.00
Senior PE I	$215.00 - $235.00
PE III	$205.00 - $225.00
PE II	$185.00 - $205.00
PE I	$170.00 - $190.00
Graduate Engineer III	$150.00 - $170.00
Graduate Engineer II	$140.00 - $160.00
Graduate Engineer I	$125.00 - $145.00
Senior Architect III	$190.00 - $210.00
Senior Architect II	$175.00 - $195.00
Senior Architect I	$160.00 - $180.00
Senior Designer	$150.00 - $170.00
Architect II / Designer III	$140.00 - $160.00
Architect I / Designer II	$130.00 - $150.00
Designer I	$120.00 - $140.00

Docusign Envelope ID: 1E5FB547-785A-889E-809D-03C371A8DFE1

EXHIBIT B

STATUTORY WORKERS' COMPENSATION LAW AND ACKNOWLEDGEMENT OF RISK/HOLD HARMLESS AGREEMENT

If Contractor has any employees who will perform the Services or subsequently employs any person to perform the Services as set forth in this Agreement (other than subcontractors, who are not considered employees for the purposes of workers' compensation), it agrees to provide the City with a Certificate of Insurance as required by the Agreement indicating proof of statutory workers' compensation coverage on such persons prior to their start of work for the City.

Contractor acknowledges that it will be engaging in activities which exposes it to the risk of bodily injury, that it is physically capable of performing the activities, and that all necessary precautions to prevent injury to Contractor and others will be taken. Contractor shall not hold the City liable for any injuries sustained by Contractor arising out of or in the course of the work performed for or on behalf of the City.

CONTRACTOR:

By: _____

Title: _____

RESOLUTION NO. 30 (SERIES 2026)

A RESOLUTION OF THE CITY COUNCIL FOR THE CITY OF OURAY, COLORADO ADOPTING THE 2027 BUDGET

WHEREAS, the City Council held a work session on September 30, 2026, to conduct an extensive review and thorough discussion of the initial proposed 2027 budget; and

WHEREAS, a 2027 budget was formally presented to the Council members of the City of Ouray, Colorado, on October 5, 2026; and

WHEREAS, upon due and proper notice, published in accordance with the law, said proposed budget was open for inspection by the public at Ouray City Hall; and

WHEREAS, a public hearing was held on November 2, 2026, and any interested parties were given the opportunity to comment on, or register any objections to said proposed budget; and

NOW, THEREFORE, BE IT RESOLVED by the City Council of the City of Ouray, Colorado, that said budget, a copy of which is attached hereto and by reference made a part hereof, be hereby approved and adopted as the budget of the City of Ouray, Colorado, for the fiscal year 2027.

ADOPTED this 16th day of November, 2026, by the Ouray City Council.

CITY OF OURAY, COLORADO

_____
Michael Underwood, Mayor

ATTEST:

_____
Kara Rhoades, City Clerk

Account Number	Account Title	2023-23 Pri Year 3 Actual	2024-24 Pri Year 2 Actual	2025-25 Pri Year Actual	01/26-09/26 Cur YTD Actual	2026-26 Cur Year Budget	2026-26 Cur Year Estimate	2027-27 Proposed Budget
GENERAL FUND								
TAXES								
10-40-4000	Lodging Occupation Tax	10,601	23,946	24,842	8,306	10,768	11,075	9,700
10-40-4005	STR Excise Tax / Housing P	332,672	307,266	397,832	274,707	356,591	366,277	356,000
10-40-4010	Occupational Tax	1,375	1,800	1,550	1,463	1,800	1,950	1,500
10-40-4020	Property Tax	543,160	649,417	788,178	819,218	842,223	1,092,290	830,208
10-40-4030	Sales Tax	2,323,229	2,299,719	2,401,454	1,581,852	2,342,191	2,109,135	2,400,000
Total TAXES:		3,211,037	3,282,147	3,613,856	2,685,545	3,553,573	3,580,727	3,597,408
GRANTS/CONTRIBUTIONS								
10-41-4119	DOLA Discretionary Grant	0	0	5,120	69,077	160,000	92,102	90,000
10-41-4120	Police Grants	8,556	1,906	2,852	0	5,000	0	0
10-41-4121	Police Donations	0	0	710	0	0	0	0
10-41-4140	Fire Dept. Grants/Donations	2,257	3,687	294	41,831	5,000	55,775	1,000
10-41-4153	CDOT Grant for Main St Re	0	83,435	0	26,969	570,000	35,959	0
10-41-4170	Other Parks Grants/Donatio	99	0	20	0	0	0	0
10-41-4171	Donations for OEDC Micro	13,500	9,500	8,050	3,000	8,000	4,000	0
10-41-4172	150th Anniversary Donation	0	0	10,000	10,000	0	13,333	0
10-41-4175	EIAF Grant	0	7,399	0	0	0	0	0
10-41-4176	EIAF 9849 Grant - River Wal	0	58,700	0	35,724	0	47,633	0
10-41-4177	EIAF 9934 Grant Waterview	0	90,000	0	269,595	0	359,460	0
10-41-4186	SIPA Micro Grant	0	0	10,000	0	8,000	0	0
10-41-4192	IHOI Grant -Affordable Hous	1,050,000	0	0	0	0	0	0
Total GRANTS/CONTRIBUTIONS:		1,074,412	254,627	37,046	456,196	756,000	608,261	91,000
PERMITS & FEES								
10-42-4200	Building Permits	51,134	44,815	38,671	41,055	43,000	54,741	25,000
10-42-4208	Business Licenses	1,988	3,335	440	0	0	0	0
10-42-4210	Liquor Licenses/Permits	13,745	9,148	7,430	7,439	10,000	9,919	10,000
10-42-4212	Short-term Rental Lic/Fees	39,375	47,000	54,500	48,875	47,500	65,167	50,000
10-42-4220	Motor Vehicle Fee	5,119	4,864	4,745	3,545	5,000	4,726	4,750
10-42-4230	Planning & Zoning Fees	6,641	3,857	2,225	975	6,850	1,300	2,500
10-42-4232	Encroachment Permits	250	0	1,150	1,852	1,000	2,469	1,200
10-42-4242	Specific Ownership Auto	68,608	58,498	66,943	54,686	50,000	72,915	50,000
Total PERMITS & FEES:		186,859	171,516	176,104	158,428	163,350	211,237	143,450
OTHER REVENUES								
10-43-4032	Ouray School Fuel Payment	8,556	6,118	4,101	3,509	7,000	4,678	5,000
10-43-4300	CNL Rent	4,800	4,800	5,000	2,800	4,800	3,733	4,800
10-43-4305	Cigarette Tax	6,207	5,415	4,300	3,320	5,000	4,427	4,427
10-43-4310	Court Fines	8,354	4,815	3,810	500	5,000	667	0
10-43-4312	Code Violation Fines	150	0	0	0	0	0	0
10-43-4315	E.S.C. Reimbursement	4,226	8,588	3,062	0	5,000	0	0
10-43-4320	Fire Dist Reimbursement	66,316	48,000	48,000	48,000	59,000	64,000	48,000
10-43-4325	Franchise Fees	57,278	57,714	57,324	44,269	63,000	59,026	58,000
10-43-4333	County Rd & Br Sharing	30,346	42,636	42,957	46,464	46,463	61,952	45,000
10-43-4335	Highway Users Tax	45,008	25,275	73,656	38,757	47,000	51,676	45,500
10-43-4337	Fed. Min. Lease & St.Sever	76,941	42,685	3,001	8,214	3,000	10,952	3,000
10-43-4340	Interest Income	170,122	153,910	112,115	35,659	60,000	47,545	100,000
10-43-4342	Hosted Event Fees	0	0	970	0	0	0	0

Account Number	Account Title	2023-23 Pri Year 3 Actual	2024-24 Pri Year 2 Actual	2025-25 Pri Year Actual	01/26-09/26 Cur YTD Actual	2026-26 Cur Year Budget	2026-26 Cur Year Estimate	2027-27 Proposed Budget
10-43-4350	Other Revenue - Misc	3,686	10,669	10,613	7,645	4,000	10,193	10,000
10-43-4351	Copy Machine Revenue	37	44	97	28	25	37	50
10-43-4353	Vending Machine Revenue	103	341	19	30	300	40	0
10-43-4354	Public Works Revenue	2,790	260	5,670	550	3,000	733	1,000
10-43-4355	VIN Inspections - Police	650	760	715	90	600	120	0
10-43-4356	Other Revenue - Police	644	440	50	-9	500	-12	0
10-43-4357	150th Anniversary Revenue	0	0	1,281	18,389	50,685	24,519	0
10-43-4358	Police Reports	200	240	235	75	200	100	0
10-43-4359	IT Services Revenue	0	563	0	0	0	0	0
10-43-4363	Online Processing Fees	198	578	717	951	1,000	1,269	1,000
10-43-4369	Public Restroom Reimb-clea	4,320	4,320	4,320	3,240	4,320	4,320	4,320
10-43-4370	Rebilling & Interest	13,400	3,645	25,524	18,188	20,000	24,251	25,000
10-43-4375	Taxes Penalty & Int	2,655	3,870	4,274	1,897	3,000	2,529	3,000
10-43-4376	Insurance Claims	0	0	0	1,691	0	2,255	0
10-43-4385	Transfer from Ref/Rec Fund	15,766	15,766	16,865	12,513	18,618	16,684	20,646
10-43-4387	Transfer from Tourism Fund	0	50,000	0	20,000	70,000	26,667	15,000
Total OTHER REVENUES:		522,753	491,451	428,675	316,770	481,511	422,360	393,743
COMMUNITY CENTER								
10-44-4461	Use Fees	6,460	2,845	9,870	8,580	7,000	11,440	10,000
10-44-4470	Internet cabinet rent	635	0	0	0	0	0	0
Total COMMUNITY CENTER:		7,095	2,845	9,870	8,580	7,000	11,440	10,000
OTHER PARKS REVENUES								
10-45-4172	PARC donations	0	49	124	0	200	0	200
10-45-4174	PARC League Fees	1,550	1,820	1,920	920	2,400	1,227	2,400
10-45-4182	Dog Park donations	0	104	72	0	50	0	0
10-45-4224	Rotary Park Donations	0	0	-400	0	200	0	200
10-45-4310	City Park Use	520	1,475	3,976	9,204	11,000	12,272	9,200
10-45-4315	Parks Programs Revenue	0	0	4,450	3,449	2,500	4,599	5,000
10-45-4320	Parks Programs Grant/Dona	0	0	0	1,207	0	1,610	2,400
10-45-4323	Perpetual Care -Mem Dedic	0	0	1,500	0	3,000	0	3,000
10-45-4325	Park Dedication PILO	0	0	0	0	2,000	0	2,000
10-45-4390	Trnsfr. from Beautification F	43,210	29,031	48,540	0	57,000	0	62,000
Total OTHER PARKS REVENUES:		45,280	32,479	60,182	14,781	78,350	19,708	86,400
PROPERTY TAXES -FLUMES								
10-48-4810	Delinquent Prop. & Int.	484	891	779	346	600	461	489
10-48-4820	Property Taxes	99,022	149,526	143,711	149,371	154,071	199,161	151,375
Total PROPERTY TAXES -FLUMES:		99,506	150,418	144,491	149,717	154,671	199,623	151,864
GENERAL GOVERNMENT EXPENSES								
10-50-5000	Mayor & Council	15,600	28,800	27,900	27,519	36,000	36,692	36,000
10-50-5002	City Administrator	12,728	17,328	14,123	46,702	68,310	62,269	68,310
10-50-5004	Finance & Admin. Director	26,959	28,825	31,851	31,990	36,000	42,653	36,000
10-50-5006	HR Manager	22,036	20,573	14,641	9,247	13,546	12,330	13,546
10-50-5008	Administrative Clerks	62,716	60,998	75,349	49,261	86,996	65,681	73,650
10-50-5010	Building Inspector	38,149	20,777	0	8,092	0	10,789	49,371
10-50-5011	Planning Tech	0	0	8,044	9,844	24,049	13,126	68,400

Account Number	Account Title	2023-23 Pri Year 3 Actual	2024-24 Pri Year 2 Actual	2025-25 Pri Year Actual	01/26-09/26 Cur YTD Actual	2026-26 Cur Year Budget	2026-26 Cur Year Estimate	2027-27 Proposed Budget
10-50-5012	Community Development Di	26,879	49,219	39,332	34,506	70,519	46,009	0
10-50-5013	Parks & Rec Director	11,078	16,213	11,806	7,803	11,749	10,404	11,749
10-50-5050	IT Director	26,142	29,004	35,568	5,160	31,982	6,880	33,000
10-50-5055	IT Staff	7,559	18,105	20,604	13,824	22,024	18,432	21,525
10-50-5070	Court	8,668	7,968	7,968	5,976	7,968	7,968	7,968
10-50-5540	Custodian	14,968	15,978	17,242	11,287	18,557	15,050	18,557
10-50-5600	PW Crew - Veh. Maint.	4,049	4,264	5,491	3,117	4,732	4,156	8,655
10-50-5654	Director of Mktg & Comm	0	0	6,084	5,449	11,101	7,265	11,101
10-50-5675	City/Tourism Media Mgr	0	0	1,781	14,412	18,250	19,215	28,690
10-50-5680	Parks/Facilities Maint Mgr	37,563	49,437	33,539	17,947	28,090	23,929	28,090
10-50-5681	Parks/Facilities Maint Ops	26,016	44,978	48,299	24,406	53,038	32,542	54,318
10-50-5800	FICA	26,815	32,259	29,106	26,474	41,533	35,299	43,523
10-50-5810	Unemployment	701	848	766	402	1,086	537	1,138
10-50-5830	Workers' Comp	3,360	8,750	9,656	8,776	10,224	11,702	9,250
10-50-5831	Flex Plan Costs	100	0	2,560	150	750	200	500
10-50-5840	Group Term Life Insurance	1,731	2,088	2,461	1,693	3,384	2,257	3,414
10-50-5850	Employee Health Insurance	79,402	87,865	68,987	67,746	115,547	90,327	98,900
10-50-5855	Medical	0	19	0	160	50	213	100
10-50-5870	Retirement	10,593	11,726	4,024	8,564	14,968	11,419	17,068
10-50-6010	Telephone / Communication	16,408	22,357	20,566	15,505	23,650	20,673	21,000
10-50-6020	Utilities	10,148	10,754	9,937	9,405	11,400	12,540	11,400
10-50-6030	Insurance	22,848	22,737	43,992	35,576	35,576	47,434	32,890
10-50-6050	County Treasurer's Fees	10,873	8,746	15,779	16,365	14,000	21,820	14,000
10-50-6060	Elections	2,367	0	0	1,266	3,500	1,688	2,500
10-50-6150	Credit Card Processing Fee	787	2,914	1,647	1,663	2,000	2,217	2,000
10-50-6740	Inspections	0	129	166	0	200	0	200
10-50-7000	Contract Labor	44,899	91,178	127,950	11,327	88,500	15,102	60,000
10-50-7004	IT Contract Labor	1,112	7,124	1,905	2,848	8,000	3,798	4,000
10-50-7015	Building Inspection Services	0	0	0	51,013	0	68,018	25,000
10-50-7025	Legal Fees	72,012	59,397	115,835	87,195	120,000	116,261	150,000
10-50-7027	Audit Fees	19,500	19,500	20,500	22,000	21,000	29,333	25,000
10-50-7030	Planning	271	0	497	0	500	0	500
10-50-7035	Planning Commission	102	62	112	38	2,500	51	250
10-50-7037	Ouray Econ. Dev. Committe	29,408	39,245	36,828	15,033	32,500	20,045	0
10-50-7052	SIPA Grant Expenses	0	0	10,000	0	0	0	0
10-50-7053	Comm Dev DOLA Grant Ex	0	0	58,700	86,346	200,000	115,128	90,000
10-50-7100	C.H. Clean/Supplies	1,966	7,552	236	4	6,000	5	6,000
10-50-7104	IT Supplies	3,608	1,387	3,892	860	4,000	1,147	2,000
10-50-7200	Maintenance- City Hall	15,366	7,137	14,856	20,370	6,000	27,160	15,000
10-50-7600	Vehicle Oil & Gas - Admin	402	198	143	47	1,000	63	1,000
10-50-7601	Vehicle Oil & Gas - School	8,760	6,775	4,142	3,024	7,000	4,032	6,000
10-50-7650	Vehicle R & M/Supplies	2,421	1,652	749	876	1,500	1,168	1,000
10-50-7700	Marketing & Advertising	0	0	0	0	0	0	12,000
10-50-7800	Dues & Subscriptions	12,924	12,973	15,970	7,762	13,000	10,349	13,000
10-50-7804	IT Software & Subscriptions	20,441	31,690	36,725	27,955	30,600	37,274	50,000
10-50-7811	Council & Other Meetings	6,092	5,006	5,704	5,118	6,000	6,824	6,000
10-50-7820	Hosted Meetings	111	376	4,952	0	5,000	0	3,000
10-50-7825	Community Events	789	2,423	5,630	1,714	5,000	2,286	5,000
10-50-7830	Office Supplies	6,496	10,373	7,232	6,636	7,200	8,848	7,200
10-50-7835	Copier/Printer Expense	4,549	3,765	3,493	2,015	4,500	2,686	4,500
10-50-7850	Printing & Publications	10,816	16,305	8,787	5,030	10,000	6,707	10,000
10-50-7852	150th Anniversary Expenses	0	6,250	100,028	72,374	115,000	96,499	7,500
10-50-7854	Donations to Other Org.	9,073	33,750	30,500	149,685	24,685	199,580	45,000

Account Number	Account Title	2023-23 Pri Year 3 Actual	2024-24 Pri Year 2 Actual	2025-25 Pri Year Actual	01/26-09/26 Cur YTD Actual	2026-26 Cur Year Budget	2026-26 Cur Year Estimate	2027-27 Proposed Budget
10-50-7855	GIS Cost	11,000	0	0	675	0	900	600
10-50-7860	Training & Travel	40,254	44,790	36,162	29,690	35,000	39,587	35,000
10-50-7862	Hiring Cost	20,692	18,804	39,097	6,072	5,000	8,096	5,000
10-50-7865	Employee Functions	14,595	7,554	6,759	2,646	6,000	3,528	6,000
10-50-7870	Uniforms	2,159	3,417	64	1,461	3,500	1,948	3,500
10-50-7880	Postage	2,191	2,703	269	534	2,800	713	2,500
10-50-7900	Other Expenses	933	69	56	8,951	1,000	11,935	1,000
10-50-7950	Main Street Committee	0	202	1,549	0	3,000	0	0
10-50-8100	Inventoried Equipment	487	3,450	692	841	0	1,121	0
10-50-8104	IT Inventoried Equipment	6,938	2,631	2,530	4,293	3,800	5,724	3,800
10-50-8200	Land	0	0	664,471	1,007	0	1,342	0
10-50-8251	City Hall Improvement	0	0	6,900	26	0	35	0
10-50-8402	IT Capital Expenditures	0	0	0	40,233	13,250	53,644	0
10-50-8501	Multimodal Transportation P	33,630	0	0	0	10,000	0	0
10-50-8502	Amphitheater Fire Mitigation	38,559	6,360	3,000	0	0	0	227,000
10-50-9000	Housing Program Expenses	67,850	144,845	683,969	-108,255	119,950	-144,340	74,250
10-50-9001	IHOI Grant Exp - Aff. Housin	1,050,000	0	0	0	0	0	0
10-50-9002	EIAF Grant Exp - Aff. Housin	0	58,700	239,460	0	0	0	0
10-50-9003	EIAF9934 Waterview Pub In	0	120,000	90,000	0	0	0	0
10-50-9010	E.S.C. Mntce/Other	2,665	2,661	771	525	2,500	700	486
10-50-9020	E.S.C. Utilities	2,115	2,063	1,825	1,434	2,500	1,912	2,500
Total GENERAL GOVERNMENT EXPENSES:		2,092,425	1,406,026	3,002,202	1,089,692	1,748,563	1,452,923	1,737,399
POLICE DEPT. EXPENSES								
10-51-5060	Police Chief	132,070	147,275	176,409	0	155,000	0	0
10-51-5063	Police Admin Assistant	0	0	36,586	37,577	59,202	50,103	0
10-51-5065	Officers	407,346	387,628	390,830	90,300	515,753	120,400	0
10-51-5600	PW Crew - Veh. Maint.	13,551	9,848	12,853	7,649	11,040	10,199	0
10-51-5675	City/Tourism Media Mgr	0	0	713	5,767	7,300	7,689	0
10-51-5800	FICA	40,640	39,931	45,208	11,449	57,245	15,265	0
10-51-5810	Unemployment	1,062	1,041	1,182	171	1,497	228	0
10-51-5830	Workers' Comp	16,761	27,694	29,714	30,585	35,990	40,781	0
10-51-5840	Group Term Life Insurance	2,265	1,977	1,975	783	4,155	1,044	0
10-51-5850	Employee Health Insurance	73,195	71,819	69,621	42,482	163,868	56,642	0
10-51-5855	Medical	0	0	0	0	150	0	0
10-51-5870	Retirement	14,365	14,763	8,437	2,692	22,449	3,590	0
10-51-6010	Telephone / Communication	9,275	10,689	10,008	5,995	11,000	7,993	0
10-51-6011	Dispatch Communications	61,017	63,958	57,272	48,365	81,130	64,486	0
10-51-6020	Utilities	962	886	796	2,719	1,080	3,626	0
10-51-6030	Insurance	32,188	32,013	42,979	57,223	56,889	76,297	56,889
10-51-6031	Insurance-Deductions	1,000	-730	0	3,037	0	4,049	0
10-51-6740	Inspections	0	92	211	0	200	0	0
10-51-7000	Contract Labor	6,568	47,976	21,072	300,991	28,100	401,321	1,169,249
10-51-7004	IT Contract Labor	585	3,000	6	700	500	933	0
10-51-7005	July 4th Expenses	0	0	15,938	20,657	20,000	27,542	15,000
10-51-7025	Legal Fees	0	29,031	11,469	25,199	15,000	33,598	0
10-51-7060	Community Policing	3,539	4,412	3,722	1,076	6,000	1,435	600
10-51-7061	Police Scholarship	0	0	0	1,500	3,000	2,000	0
10-51-7100	Supplies	3,099	604	593	1,965	2,000	2,620	0
10-51-7104	IT Supplies	1,513	358	884	0	1,000	0	0
10-51-7201	Radio Maintenance	600	1,439	707	0	2,500	0	0

Account Number	Account Title	2023-23 Pri Year 3 Actual	2024-24 Pri Year 2 Actual	2025-25 Pri Year Actual	01/26-09/26 Cur YTD Actual	2026-26 Cur Year Budget	2026-26 Cur Year Estimate	2027-27 Proposed Budget
10-51-7470	Tools	362	353	0	0	500	0	0
10-51-7600	Vehicle Oil & Gas	19,493	14,638	6,743	788	15,000	1,051	0
10-51-7650	Vehicle R & M/Supplies	14,487	10,866	7,221	4,692	15,000	6,256	0
10-51-7800	Dues & Subscriptions	5,319	6,367	1,200	968	5,000	1,290	0
10-51-7804	IT Software & Subscriptions	2,302	3,363	7,644	2,687	5,600	3,583	0
10-51-7830	Office Supplies	1,267	3,098	2,347	204	3,500	272	0
10-51-7835	Copier/Printer Expense	963	1,063	1,343	619	1,150	826	0
10-51-7851	Arrest/Investigation Costs	30	134	47	3,330	5,000	4,440	0
10-51-7852	Animal Control	0	0	0	0	600	0	0
10-51-7853	Victims Advocate Services	2,117	0	14,594	0	15,032	0	0
10-51-7855	Juvenile Div. Program	8,800	8,800	8,800	8,800	8,800	11,733	0
10-51-7860	Training & Travel	11,758	11,791	9,346	390	10,000	519	0
10-51-7862	Hiring Cost	0	4,621	25,975	0	6,800	0	0
10-51-7870	Uniforms	4,639	4,940	15,587	0	7,000	0	0
10-51-7880	Postage	27	10	87	1	500	1	0
10-51-7887	Shooting Range Maintenanc	4,844	1,145	0	0	1,500	0	0
10-51-7888	Fire Arms & Ammunition	8,840	2,291	2,742	0	5,000	0	0
10-51-7900	Other Expenses	-24	154	36	0	0	0	0
10-51-8100	Inventoried Equipment	4,240	5,083	6,678	0	5,900	0	0
10-51-8104	IT Inventoried Equipment	9,574	2,636	7,201	0	1,500	0	0
Total POLICE DEPT. EXPENSES:		920,637	977,051	1,056,772	721,361	1,375,430	961,815	1,241,738
FIRE DEPT. EXPENSES								
10-52-5500	Fire Chief	19,893	18,431	18,673	27,106	30,000	36,141	76,590
10-52-5510	Firefighter Per Call Pay	5,900	7,400	8,000	0	10,000	0	60,000
10-52-5800	FICA	2,030	1,410	1,428	2,074	2,295	2,765	5,859
10-52-5810	Unemployment	52	37	37	54	60	72	153
10-52-5830	Workers' Comp	1,331	4,634	4,953	4,772	4,772	6,363	4,307
10-52-5840	Group Term Life Insurance	33	0	0	0	0	0	153
10-52-5850	Employee Health Insurance	981	0	0	0	0	0	15,919
10-52-5855	Medical	480	0	206	908	600	1,211	1,000
10-52-5870	Retirement	179	0	0	0	0	0	2,298
10-52-6010	Telephone / Communication	1,645	2,448	3,043	2,180	3,600	2,907	3,600
10-52-6011	Dispatch Communications	1,318	1,646	1,570	1,368	1,825	1,825	10,803
10-52-6013	Red Mountain Tower Lease	0	5,000	5,000	5,000	5,000	6,667	5,000
10-52-6020	Utilities	3,827	3,831	3,390	2,663	4,700	3,550	3,500
10-52-6030	Insurance	25,489	23,965	12,323	14,004	14,041	18,672	12,981
10-52-6740	Inspections	0	1,683	343	1,536	2,000	2,048	2,000
10-52-7000	Contract Labor	3,000	10,773	8,945	5,395	8,500	7,193	18,500
10-52-7004	IT Contract Labor	146	0	0	175	550	233	550
10-52-7025	Legal Fees	0	12,065	0	10,238	0	13,651	5,000
10-52-7100	Supplies	8,853	19,517	6,049	6,147	7,200	8,196	7,200
10-52-7104	IT Supplies	409	0	586	0	0	0	0
10-52-7200	Building Maintenance	7,257	5,911	10,642	882	7,000	1,176	9,600
10-52-7201	Equipment Maintenance	4,632	1,250	5,804	1,374	4,600	1,833	3,500
10-52-7470	Tools	9,177	10,940	14,209	2,074	21,400	2,765	20,300
10-52-7600	Vehicle Oil & Gas	2,666	2,053	2,165	1,748	4,500	2,331	4,500
10-52-7650	Vehicle R & M/Supplies	4,261	12,157	12,345	3,706	9,000	4,941	8,500
10-52-7800	Dues & Subscriptions	1,000	1,043	727	1,340	2,000	1,787	2,000
10-52-7804	IT Software & Subscriptions	604	457	664	403	750	537	750
10-52-7830	Office Supplies	280	389	418	530	1,000	706	1,000
10-52-7860	Training & Travel	17,223	10,562	12,633	9,907	15,000	13,209	15,000

Account Number	Account Title	2023-23 Pri Year 3 Actual	2024-24 Pri Year 2 Actual	2025-25 Pri Year Actual	01/26-09/26 Cur YTD Actual	2026-26 Cur Year Budget	2026-26 Cur Year Estimate	2027-27 Proposed Budget
10-52-7870	Uniforms	4,838	1,541	3,009	1,855	3,500	2,474	3,500
10-52-7880	Postage	0	0	9	0	100	0	100
10-52-7890	Social Activities	5,480	6,473	8,548	4,757	7,500	6,342	8,000
10-52-7891	July 4th Games	2,567	2,208	2,031	0	2,700	0	2,700
10-52-7900	Other Expenses	1,320	1,500	1,536	1,800	3,000	2,400	3,600
10-52-7910	Pension Fund Contribution	25,000	25,000	27,000	0	27,000	0	27,000
10-52-8100	Inventoried Equipment	4,225	0	13,122	41,831	17,100	55,775	24,500
10-52-8104	IT Inventoried Equipment	3,658	0	1,760	0	2,000	0	2,500
10-52-9540	Debt Service Principal	32,113	33,045	34,003	0	0	0	0
10-52-9545	Debt Service Interest	2,875	1,943	985	0	0	0	0
Total FIRE DEPT. EXPENSES:		204,742	229,312	226,155	155,827	223,293	207,769	372,463
PUBLIC WORKS DEPT. EXPENSES								
10-53-5100	PW Director	19,290	21,343	32,421	10,878	26,392	14,504	35,000
10-53-5140	PW Crew - Snow Removal	0	585	28,882	19,754	40,044	26,339	36,795
10-53-5150	PW Crew	116,328	117,754	97,884	64,788	104,482	86,384	135,789
10-53-5600	PW Crew - Veh. Maint.	14,932	15,548	20,136	11,422	17,349	15,229	18,096
10-53-5675	City/Tourism Media Mgr	0	0	2,280	3,474	3,650	4,632	3,775
10-53-5800	FICA	10,960	11,585	12,183	9,645	14,827	12,860	17,553
10-53-5810	Unemployment	296	303	318	118	366	158	459
10-53-5830	Workers' Comp	8,821	19,704	9,790	10,071	14,463	13,427	13,054
10-53-5840	Group Term Life Insurance	713	703	869	600	986	800	1,377
10-53-5850	Employee Health Insurance	31,211	33,013	46,446	21,993	38,782	29,324	33,235
10-53-5855	Medical	99	559	623	53	600	71	500
10-53-5870	Retirement	4,122	4,240	2,750	3,158	5,492	4,211	7,529
10-53-6010	Telephone / Communication	2,438	3,627	3,141	2,669	3,700	3,558	3,700
10-53-6020	Utilities	3,103	2,777	2,483	1,974	3,500	2,632	3,200
10-53-6021	Trash Removal	0	0	6,247	10,486	1,000	13,981	1,000
10-53-6025	Street Lights	13,279	13,815	13,470	11,585	15,000	15,447	15,000
10-53-6027	Street Lights Repairs	900	3,269	196	893	5,000	1,190	5,000
10-53-6028	Historic Signs	0	0	6,400	0	0	0	0
10-53-6029	Sanitation	0	0	0	0	1,000	0	0
10-53-6030	Insurance	6,215	6,484	6,251	6,471	6,471	8,627	5,982
10-53-6031	Insurance-Deductions	1,000	0	0	6,691	0	8,922	0
10-53-6050	County Treasurer's Fees	1,982	2,014	2,877	2,984	3,300	3,978	3,000
10-53-6740	Inspections	0	0	724	0	0	0	0
10-53-7000	Contract Labor	20,253	80,378	28,565	21,033	72,894	28,044	55,000
10-53-7004	IT Contract Labor	945	0	0	245	750	327	750
10-53-7005	Dust Control - Contract	29,831	33,611	35,400	39,722	37,000	52,962	40,000
10-53-7104	IT Supplies	257	598	180	58	500	77	500
10-53-7110	Street Patching	3,230	0	0	0	5,000	0	5,000
10-53-7112	Bridge Material	286	755	0	0	1,500	0	1,500
10-53-7130	Flume Materials	0	0	0	0	1,500	0	1,500
10-53-7135	Sand	9,990	9,981	8,423	0	10,000	0	10,000
10-53-7140	St Supplies/Materials	22,008	23,197	22,498	28,531	28,000	38,042	35,000
10-53-7150	Tree Maintenance	0	0	0	0	20,000	0	20,000
10-53-7185	Equipment Rental	0	0	1,810	0	2,500	0	2,500
10-53-7200	Maintenance & Repairs	4,421	7,993	2,784	1,566	6,000	2,088	6,000
10-53-7470	Tools	542	1,106	152	358	1,500	478	1,000
10-53-7600	Vehicle Oil & Gas	13,196	12,078	12,422	10,629	18,000	14,172	18,000
10-53-7650	Vehicle R & M/Supplies	25,204	23,029	22,592	15,272	35,000	20,362	35,000
10-53-7700	City Shop Expense	5,339	7,946	6,164	7,370	8,000	9,826	8,000

Account Number	Account Title	2023-23 Pri Year 3 Actual	2024-24 Pri Year 2 Actual	2025-25 Pri Year Actual	01/26-09/26 Cur YTD Actual	2026-26 Cur Year Budget	2026-26 Cur Year Estimate	2027-27 Proposed Budget
10-53-7720	Safety Expense	628	376	2,964	168	1,000	224	1,000
10-53-7741	Res Sidewalk Replace Proje	0	0	1,500	0	0	0	0
10-53-7800	Dues & Subscriptions	908	73	374	31	500	41	500
10-53-7804	IT Software & Subscriptions	928	9,889	4,371	1,531	1,600	2,041	1,600
10-53-7830	Office Supplies	311	423	624	169	1,000	225	1,000
10-53-7835	Copier/Printer Expense	264	277	285	173	600	231	600
10-53-7860	Training & Travel	1,498	0	1,600	130	2,000	173	2,000
10-53-7862	Hiring Cost	411	1,018	1,071	229	1,000	305	1,000
10-53-7865	Employee Functions	0	0	0	217	1,000	289	1,000
10-53-7870	Uniforms	2,111	826	1,622	2,087	2,100	2,782	2,100
10-53-7880	Postage	0	0	0	0	250	0	0
10-53-7900	Other Expenses	773	1,112	1,035	263	0	350	0
10-53-8100	Inventoried Equipment	5,000	3,121	849	3,199	5,000	4,265	5,000
10-53-8104	IT Inventoried Equipment	0	0	0	500	0	667	0
10-53-8250	Capital Improvements	0	109,658	47,179	13,179	712,500	17,571	30,000
10-53-8252	Street Paving	6,402	97	112,500	0	0	0	0
10-53-8400	Capital Equipment	0	248,262	0	0	0	0	0
10-53-9570	Flume Repair/Improvement	26,147	158	2,546	0	125,000	0	100,000
10-53-9575	Drainage/River Dredging	0	0	47,000	0	45,000	0	45,000
	Total PUBLIC WORKS DEPT. EXPENSES:	416,568	833,282	662,881	346,364	1,453,098	461,819	770,594
COMMUNITY CENTER EXPENSES								
10-54-5013	Parks & Rec Director	11,078	16,213	11,806	7,778	11,749	10,370	11,749
10-54-5540	Custodian	27,441	29,293	31,609	20,268	34,021	27,024	34,021
10-54-5650	Event Coordinator	34,284	36,488	22,715	7,984	22,904	10,645	0
10-54-5800	FICA	5,277	5,962	4,523	2,828	5,254	3,771	3,501
10-54-5810	Unemployment	139	156	118	44	137	58	92
10-54-5830	Workers' Comp	2,936	1,354	1,986	1,856	2,259	2,475	2,044
10-54-5840	Group Term Life Insurance	381	392	416	221	405	295	275
10-54-5850	Employee Health Insurance	24,432	23,688	23,729	15,118	24,480	20,157	23,116
10-54-5870	Retirement	2,129	2,403	1,864	1,171	2,060	1,562	1,373
10-54-6010	Telephone / Communication	1,979	1,772	1,343	976	1,850	1,301	1,850
10-54-6020	Utilities	8,178	8,368	7,700	5,993	9,600	7,990	10,680
10-54-6021	Trash Removal	0	0	38	0	0	0	0
10-54-6030	Insurance	5,510	5,451	3,930	3,942	3,942	5,256	3,645
10-54-6100	Advertising	0	0	0	0	700	0	700
10-54-6720	Elevator	6,255	4,196	261,690	2,592	8,000	3,455	5,000
10-54-6740	Inspections	0	494	653	1,262	500	1,682	1,400
10-54-7000	Contract Labor	8,325	495	119	309	6,000	412	1,500
10-54-7004	IT Contract Labor	146	0	140	175	200	233	200
10-54-7100	Supplies	1,808	3,943	4,278	7,098	4,000	9,464	4,000
10-54-7103	Laundry	0	0	0	0	1,300	0	0
10-54-7104	IT Supplies	394	1,129	616	0	500	0	500
10-54-7200	Maintenance & Repairs	2,761	1,212	2,082	3,725	4,690	4,967	5,300
10-54-7804	IT Software & Subscriptions	1,236	1,575	2,401	510	1,850	680	1,850
10-54-7830	Office Supplies	173	0	297	0	0	0	0
10-54-7862	Hiring Cost	0	2,446	0	0	0	0	0
10-54-8100	Inventoried Equipment	0	11,256	1,067	0	8,000	0	0
10-54-8104	IT Inventoried Equipment	0	1,227	0	0	0	0	0
10-54-8250	Capital Improvements	0	1,474	0	0	0	0	0

Account Number	Account Title	2023-23 Pri Year 3 Actual	2024-24 Pri Year 2 Actual	2025-25 Pri Year Actual	01/26-09/26 Cur YTD Actual	2026-26 Cur Year Budget	2026-26 Cur Year Estimate	2027-27 Proposed Budget
Total COMMUNITY CENTER EXPENSES:		144,862	160,988	385,121	83,848	154,401	111,797	112,796
OTHER PARKS EXPENSES								
10-55-5100	PW Director	6,430	7,114	10,807	3,626	8,797	4,834	0
10-55-5150	PW Crew	24,596	22,329	29,297	16,836	29,294	22,448	0
10-55-5520	Gardeners/Maint Wages - S	16,602	25,949	11,340	15,424	48,737	20,566	47,089
10-55-5600	PW Crew - Veh. Maint.	8,215	7,693	10,068	5,337	8,674	7,116	8,655
10-55-5650	Event Coordinator	0	0	5,107	5,323	15,269	7,097	0
10-55-5675	City/Tourism Media Mgr	0	0	1,069	8,214	10,950	10,952	11,325
10-55-5680	Parks/Facilities Maint Mgr	18,781	24,718	16,932	10,653	16,524	14,203	16,524
10-55-5681	Parks/Facilities Maint Ops	12,284	21,529	25,405	12,809	27,852	17,079	28,452
10-55-5685	Parks Activities Coord	0	8,925	26,267	17,076	27,717	22,768	26,780
10-55-5800	FICA	6,532	8,910	9,524	7,850	14,827	10,467	10,620
10-55-5810	Unemployment	171	233	249	140	388	187	278
10-55-5830	Workers' Comp	3,865	4,326	5,946	6,187	7,042	8,249	6,359
10-55-5840	Group Term Life Insurance	378	397	461	399	694	532	833
10-55-5850	Employee Health Insurance	16,679	15,658	17,744	18,130	28,590	24,173	27,736
10-55-5870	Retirement	2,001	2,146	-515	656	3,521	875	4,165
10-55-6010	Telephone / Communication	1,027	3,281	4,873	4,096	7,000	5,461	7,000
10-55-6020	Utilities	9,113	9,256	8,331	7,723	11,000	10,298	11,000
10-55-6021	Trash Removal	0	11,470	1,095	2,915	0	3,886	1,000
10-55-6029	Sanitation	7,894	1,968	5,930	4,773	7,000	6,364	6,500
10-55-6030	Insurance	3,388	3,630	3,698	3,873	4,008	5,164	3,706
10-55-6031	Insurance-Deductions	1,000	1,736	0	0	0	0	0
10-55-6150	Credit Card Processing Fee	0	0	23	6	100	8	50
10-55-6740	Inspections	0	592	0	0	500	0	500
10-55-7000	Contract Labor	1,129	1,500	9,075	22,791	40,000	30,387	32,000
10-55-7004	IT Contract Labor	146	75	280	175	550	233	550
10-55-7100	Parks Maint Supplies	17,777	16,669	20,302	24,413	16,500	32,551	16,500
10-55-7101	Paper/Cleaning Supplies	10,378	19,029	14,675	12,394	15,000	16,525	15,000
10-55-7102	PARC Supplies & Events	3,297	2,201	5,438	4,865	4,200	6,486	4,200
10-55-7104	IT Supplies	112	49	107	0	250	0	250
10-55-7111	Parks Program Equipment	0	0	0	1,150	3,000	1,533	2,000
10-55-7112	Parks Program Professional	0	0	0	5,672	5,000	7,563	6,000
10-55-7113	Parks Program Athletics	0	0	0	0	4,000	0	4,000
10-55-7114	Parks Program Supplies	0	0	0	168	1,000	224	1,000
10-55-7116	Parks Program Events	0	0	0	1,066	5,000	1,422	5,000
10-55-7135	Sand/Soil/Gravel	0	0	0	1,488	7,000	1,985	7,000
10-55-7150	Tree Maintenance	4,988	8,932	10,598	4,424	9,000	5,899	9,000
10-55-7151	Plant Replacement	0	0	0	0	3,500	0	3,500
10-55-7160	Geothermal Expenses	4,625	627	8,755	697	4,000	930	4,000
10-55-7200	Maintenance & Repairs	11,785	21,741	8,024	13,575	16,500	18,099	16,500
10-55-7201	Maint. & Repairs - MicroHyd	877	0	0	90	0	120	0
10-55-7202	Maint. & Repairs - Dog Park	47	5,321	0	0	2,000	0	2,000
10-55-7450	Fertilizer	710	402	390	174	800	232	300
10-55-7470	Tools	505	1,417	1,833	2,934	3,000	3,912	3,000
10-55-7600	Vehicle Oil & Gas	9,007	8,116	8,213	7,071	10,000	9,428	9,000
10-55-7650	Vehicle R & M/Supplies	3,592	2,867	4,575	3,045	6,000	4,060	6,000
10-55-7720	Safety Expense	0	531	288	1,369	1,000	1,825	1,500
10-55-7800	Dues & Subscriptions	0	0	0	284	0	379	0
10-55-7804	IT Software & Subscriptions	554	820	4,449	1,631	2,000	2,174	2,000

Account Number	Account Title	2023-23 Pri Year 3 Actual	2024-24 Pri Year 2 Actual	2025-25 Pri Year Actual	01/26-09/26 Cur YTD Actual	2026-26 Cur Year Budget	2026-26 Cur Year Estimate	2027-27 Proposed Budget
10-55-7830	Office Supplies	293	839	1,302	1,503	500	2,004	500
10-55-7835	Copier/Printer Expense	88	1,774	95	58	100	77	100
10-55-7850	Printing & Publications	0	1,296	0	0	0	0	0
10-55-7860	Training & Travel	195	1,280	5,455	472	3,000	630	3,000
10-55-7862	Hiring Cost	1,654	4,977	1,151	1,091	1,500	1,454	1,500
10-55-7870	Uniforms	1,710	3,814	2,448	2,777	4,000	3,702	3,500
10-55-7900	Other Expenses	-50	295	1,738	279	500	371	500
10-55-7923	Perpetual Care -Mem Dedic	0	0	2,581	0	3,000	0	3,000
10-55-8100	Inventoried Equipment	0	1,898	2,015	322	0	429	8,000
10-55-8104	IT Inventoried Equipment	0	1,057	999	500	0	667	0
10-55-8200	Land	0	0	0	0	32,000	0	32,000
10-55-8250	Capital Improvements	0	0	0	902	0	1,203	226,500
Total OTHER PARKS EXPENSES:		212,374	289,386	308,435	269,423	482,385	359,231	647,472
SKI TOW EXPENSES								
10-56-5013	Parks & Rec Director	3,323	4,864	3,542	2,333	3,525	3,111	3,525
10-56-5520	Ski Tow Operator	9,996	4,899	2,535	1,489	11,464	1,986	11,464
10-56-5680	Parks/Facilities Maint Mgr	0	0	324	1,065	1,652	1,420	1,652
10-56-5681	Parks/Facilities Maint Ops	0	0	458	1,574	3,266	2,099	3,880
10-56-5800	FICA	1,370	741	481	506	1,523	675	1,570
10-56-5810	Unemployment	27	19	12	9	40	13	41
10-56-5830	Workers' Comp	514	799	1,102	412	1,323	550	1,194
10-56-5840	Group Term Life Insurance	26	20	40	33	53	44	123
10-56-5850	Employee Health Insurance	964	598	1,080	1,772	2,542	2,363	2,765
10-56-5870	Retirement	143	184	184	155	253	206	616
10-56-6020	Utilities	693	631	574	523	655	697	655
10-56-6029	Sanitation	735	607	362	0	0	0	0
10-56-6030	Insurance	228	225	164	0	167	0	115
10-56-6740	Inspections	1,927	1,419	1,830	1,778	2,500	2,371	2,000
10-56-7000	Contract Labor	0	0	9,638	0	0	0	1,000
10-56-7100	Supplies	607	1,198	1,478	0	2,000	0	2,000
10-56-7200	Maintenance & Repairs	2,795	403	330	15	6,000	20	6,000
10-56-7470	Tools	0	65	0	0	300	0	300
10-56-7862	Hiring Cost	0	1,137	253	492	800	657	600
10-56-7900	Other Expenses	0	50	0	0	0	0	0
10-56-8100	Inventoried Equipment	1,610	0	2,784	0	0	0	0
Total SKI TOW EXPENSES:		24,957	17,858	27,171	12,158	38,063	16,211	39,500
ICE RINK/ROTARY PARK EXPENSES								
10-57-5680	Parks/Facilities Maint Mgr	7,513	9,887	6,773	4,261	6,609	5,681	6,609
10-57-5681	Parks/Facilities Maint Ops	4,914	8,612	10,104	4,830	10,660	6,440	10,346
10-57-5800	FICA	925	1,384	1,193	728	1,321	970	1,297
10-57-5810	Unemployment	24	36	31	13	35	18	34
10-57-5830	Workers' Comp	789	570	826	623	776	831	701
10-57-5840	Group Term Life Insurance	82	88	105	62	105	83	102
10-57-5850	Employee Health Insurance	3,706	3,481	3,484	3,451	4,879	4,601	5,517
10-57-5870	Retirement	361	434	484	278	518	371	509
10-57-6020	Utilities	2,891	2,596	2,640	1,914	4,270	2,553	3,340
10-57-6029	Sanitation	3,060	503	3,305	2,371	5,000	3,162	1,800
10-57-6030	Insurance	228	225	164	167	167	223	154
10-57-6740	Inspections	0	29	29	0	30	0	0

Account Number	Account Title	2023-23 Pri Year 3 Actual	2024-24 Pri Year 2 Actual	2025-25 Pri Year Actual	01/26-09/26 Cur YTD Actual	2026-26 Cur Year Budget	2026-26 Cur Year Estimate	2027-27 Proposed Budget
10-57-7000	Contract Labor	0	0	400	60	0	80	6,000
10-57-7100	Supplies	221	943	5,312	2,113	2,800	2,817	5,727
10-57-7150	Tree Maintenance	7,600	4,398	6,203	1,050	7,600	1,400	3,000
10-57-7200	Maintenance & Repairs	1,194	11,757	19,775	7,105	8,000	9,473	12,600
Total ICE RINK/ROTARY PARK EXPENSES:		33,506	44,944	60,827	29,027	52,771	38,703	57,736
GENERAL FUND Revenue Total:		5,146,942	4,385,483	4,470,224	3,790,016	5,194,455	5,053,355	4,473,865
GENERAL FUND Expenditure Total:		4,050,072	3,958,847	5,729,565	2,707,700	5,528,003	3,610,267	4,979,698
Total GENERAL FUND:		1,096,870	426,636	-1,259,341	1,082,316	-333,548	1,443,088	-505,833

Account Number	Account Title	2023-23 Pri Year 3 Actual	2024-24 Pri Year 2 Actual	2025-25 Pri Year Actual	01/26-09/26 Cur YTD Actual	2026-26 Cur Year Budget	2026-26 Cur Year Estimate	2027-27 Proposed Budget
WATER FUND								
CUSTOMER REVENUE								
20-40-4050	Water Charges- Customers	596,496	615,939	761,984	643,600	896,010	858,134	931,850
20-40-4051	Water Charges - Pool	22,434	23,779	27,418	23,648	31,531	31,530	32,792
20-40-4053	Water Charges - Box Canon	852	864	1,075	881	1,236	1,175	1,285
20-40-4060	Service Charge - Water	16,386	18,002	17,028	12,818	18,422	17,091	19,159
20-40-4061	Transfer Charge - Water	70	200	600	750	600	1,000	624
20-40-4062	Water Off/On Charge	260	300	780	960	600	1,280	1,000
Total CUSTOMER REVENUE:		636,499	659,084	808,885	682,657	948,399	910,209	986,710
OTHER REVENUES								
20-43-4300	Invest Fee-Water(25%)	9,844	12,813	45,000	0	11,250	0	11,250
20-43-4310	Other Revenue	0	0	610	94	0	125	0
20-43-4340	Interest Income	10,229	7,529	10,662	-8,430	8,400	-11,240	6,000
20-43-4350	Water Tap - Matl. & Labor	0	0	0	8,250	0	11,000	0
Total OTHER REVENUES:		20,073	20,341	56,271	-86	19,650	-115	17,250
WATER EXPENSES								
20-50-5002	City Administrator	41,024	57,568	47,664	10,109	17,077	13,479	17,078
20-50-5004	Finance & Admin. Director	27,035	29,275	27,584	26,307	36,000	35,076	36,000
20-50-5006	HR Manager	18,619	21,446	12,922	9,247	13,546	12,330	13,546
20-50-5008	Administrative Clerks	39,252	38,554	36,199	24,228	37,221	32,304	8,700
20-50-5010	Building Inspector	12,564	7,009	0	0	0	0	2,147
20-50-5011	Planning Tech	0	0	2,043	2,129	6,108	2,839	3,800
20-50-5012	Community Development Di	6,528	12,500	8,087	8,754	17,910	11,672	0
20-50-5050	IT Director	18,246	20,387	21,036	3,440	21,321	4,587	22,000
20-50-5055	IT Staff	5,039	12,070	13,736	9,220	14,682	12,293	14,350
20-50-5100	PW Director	42,283	40,867	54,890	21,755	52,785	29,007	52,500
20-50-5150	PW Crew	99,339	99,683	110,075	85,908	150,136	114,545	195,150
20-50-5600	PW Crew - Veh. Maint.	10,589	16,397	18,103	11,428	17,349	15,237	17,309
20-50-5654	Director of Mktg & Comm	0	0	1,521	1,362	2,775	1,816	2,775
20-50-5675	City/Tourism Media Mgr	0	0	178	1,442	1,825	1,922	755
20-50-5800	FICA	24,083	26,004	26,771	19,175	29,738	25,567	29,537
20-50-5810	Unemployment	630	687	705	269	777	358	772
20-50-5830	Workers' Comp	6,566	8,134	7,229	9,027	10,200	12,036	9,231
20-50-5840	Group Term Life Insurance	1,517	1,693	2,060	1,367	2,355	1,823	2,494
20-50-5850	Employee Health Insurance	62,532	66,656	69,148	57,463	81,293	76,617	83,995
20-50-5855	Medical	99	189	143	53	500	71	500
20-50-5870	Retirement	12,248	12,610	2,343	6,949	11,662	9,265	11,583
20-50-6010	Telephone / Communication	738	731	731	872	900	1,163	900
20-50-6020	Utilities	6,750	18,400	27,947	24,181	35,000	32,242	35,000
20-50-6030	Insurance	9,477	21,182	26,658	28,091	27,181	37,455	25,970
20-50-6150	Credit Card Processing Fee	4,855	5,462	6,454	5,309	6,500	7,079	7,000
20-50-6170	Bad Debt Expense	0	0	153	0	0	0	0
20-50-6740	Inspections	0	86	0	0	100	0	0
20-50-7000	Contract Labor	16,878	20,476	31,255	28,518	50,000	38,024	50,000
20-50-7004	IT Contract Labor	146	0	0	258	520	345	500
20-50-7010	Engineering	13,553	27,068	58,095	26,682	30,000	35,577	35,000
20-50-7024	Permit Fees	387	1,500	920	0	1,200	0	1,000
20-50-7025	Legal Fees	5,243	49,519	28,035	42,875	50,000	57,166	50,000
20-50-7100	Dist.Syst.Supplies	15,003	20,421	9,225	6,823	18,000	9,098	14,000

Account Number	Account Title	2023-23 Pri Year 3 Actual	2024-24 Pri Year 2 Actual	2025-25 Pri Year Actual	01/26-09/26 Cur YTD Actual	2026-26 Cur Year Budget	2026-26 Cur Year Estimate	2027-27 Proposed Budget
20-50-7104	IT Supplies	0	486	320	0	500	0	500
20-50-7110	Street Patching	0	0	0	0	8,000	0	8,000
20-50-7185	Equipment Rental	0	0	0	0	2,500	0	2,500
20-50-7200	Maintenance & Repairs	2,776	5,679	7,255	5,434	8,000	7,246	10,000
20-50-7201	Water Tank Maintenance	3,066	2,511	2,252	572	2,500	762	2,500
20-50-7400	Water Sample	4,993	3,091	1,608	2,251	5,000	3,001	8,000
20-50-7450	Chemicals	15,668	22,000	14,113	6,357	40,000	8,476	25,000
20-50-7470	Tools	2,631	3,499	2,639	330	3,000	440	3,000
20-50-7600	Vehicle Oil & Gas	9,897	9,058	9,240	7,867	12,000	10,489	15,000
20-50-7650	Vehicle R & M/Supplies	6,826	4,662	7,135	4,886	8,000	6,514	8,000
20-50-7700	City Shop Expense	2,133	2,783	2,175	2,059	8,000	2,746	8,000
20-50-7720	Safety Expense	440	478	1,512	402	2,000	536	2,000
20-50-7800	Dues & Subscriptions	531	620	1,316	1,742	1,000	2,323	1,000
20-50-7804	IT Software & Subscriptions	3,961	3,736	3,822	5,583	4,075	7,444	4,000
20-50-7830	Office Supplies	479	452	658	169	1,000	225	1,000
20-50-7835	Copier/Printer Expense	1,591	1,406	1,333	777	1,300	1,037	1,300
20-50-7850	Printing & Publications	133	31	97	0	500	0	500
20-50-7855	GIS Cost	7,000	0	2,800	0	0	0	0
20-50-7860	Training & Travel	2,766	889	1,911	849	3,000	1,131	3,000
20-50-7862	Hiring Cost	123	6,617	4,432	0	5,000	0	2,500
20-50-7865	Employee Functions	0	0	0	53	1,200	71	1,200
20-50-7870	Uniforms	815	1,024	1,366	100	2,100	133	2,100
20-50-7880	Postage	2,797	3,519	2,249	2,202	1,000	2,935	2,000
20-50-7900	Other Expenses	340	557	611	0	0	0	0
20-50-8100	Inventoried Equipment	4,914	4,639	0	0	5,000	0	5,000
20-50-8104	IT Inventoried Equipment	1,687	0	940	1,630	2,000	2,173	2,000
20-50-8400	Capital Equipment	0	13,793	0	0	0	0	0
20-50-8570	New Lines / Valves	0	0	0	0	2,000	0	2,000
20-50-8571	New Hydrants	5,765	0	0	3,153	4,000	4,204	4,000
Total WATER EXPENSES:		582,553	728,106	721,695	519,657	877,336	692,876	867,692
WATER FUND Revenue Total:		656,571	679,425	865,156	682,571	968,049	910,095	1,003,960
WATER FUND Expenditure Total:		582,553	728,106	721,695	519,657	877,336	692,876	867,692
Total WATER FUND:		74,018	-48,681	143,461	162,914	90,713	217,219	136,268

Account Number	Account Title	2023-23 Pri Year 3 Actual	2024-24 Pri Year 2 Actual	2025-25 Pri Year Actual	01/26-09/26 Cur YTD Actual	2026-26 Cur Year Budget	2026-26 Cur Year Estimate	2027-27 Proposed Budget
SEWER FUND								
CUSTOMER REVENUE								
23-40-4050	Sewer Charges - Customers	828,669	766,116	882,978	724,431	995,033	965,908	1,034,834
23-40-4051	Sewer Charges - Pool	17,788	18,615	19,239	16,016	21,355	21,355	22,209
23-40-4060	Service Charge - Sewer	16,882	18,456	17,420	13,101	17,242	17,469	17,932
23-40-4061	Transfer Charge - Sewer	50	220	613	800	600	1,067	624
Total CUSTOMER REVENUE:		863,389	803,407	920,250	754,349	1,034,230	1,005,799	1,075,599
OTHER REVENUES								
23-43-4300	Invest Fee-Sewer(25%)	9,844	10,875	45,000	0	11,250	0	11,250
23-43-4310	Other Revenue	0	0	1,554	218	0	290	0
23-43-4340	Interest Income	43,999	38,560	34,002	-4,548	25,900	-6,063	25,000
23-43-4350	Sewer Tap - Matl. & Labor	0	0	0	8,250	0	11,000	0
Total OTHER REVENUES:		53,843	49,435	80,556	3,920	37,150	5,227	36,250
SEWER EXPENSES								
23-50-5002	City Administrator	49,078	63,964	52,960	21,722	34,155	28,962	34,155
23-50-5004	Finance & Admin. Director	27,035	29,275	28,718	25,173	36,000	33,563	36,000
23-50-5006	HR Manager	24,826	28,596	17,229	12,330	18,061	16,440	18,061
23-50-5008	Administrative Clerks	39,252	38,589	36,211	23,943	37,221	31,925	8,700
23-50-5010	Building Inspector	12,564	7,009	0	0	0	0	2,147
23-50-5011	Planning Tech	0	0	1,341	1,397	4,008	1,863	3,990
23-50-5012	Community Development Di	4,284	8,203	5,307	5,745	11,753	7,660	0
23-50-5050	IT Director	18,246	20,387	21,036	3,440	21,321	4,587	22,000
23-50-5055	IT Staff	5,039	12,070	13,736	9,220	14,682	12,293	14,350
23-50-5100	PW Director	70,472	68,113	91,483	36,313	87,975	48,417	87,500
23-50-5150	PW Crew	106,546	104,257	117,462	76,311	139,230	101,748	184,245
23-50-5600	PW Crew - Veh. Maint.	10,589	16,396	18,103	11,428	17,349	15,237	17,309
23-50-5654	Director of Mktg & Comm	0	0	1,521	1,362	2,775	1,816	2,775
23-50-5675	City/Tourism Media Mgr	0	0	178	1,442	1,825	1,922	755
23-50-5800	FICA	27,274	29,068	30,333	21,306	32,616	28,407	33,047
23-50-5810	Unemployment	687	769	800	228	853	304	864
23-50-5830	Workers' Comp	7,250	5,714	6,904	8,091	8,182	10,788	7,421
23-50-5840	Group Term Life Insurance	1,766	1,869	2,227	1,553	2,599	2,070	2,592
23-50-5850	Employee Health Insurance	67,202	70,521	75,357	60,727	85,215	80,969	88,992
23-50-5855	Medical	99	190	143	53	500	71	500
23-50-5870	Retirement	13,855	14,135	3,748	7,795	12,791	10,393	12,960
23-50-6010	Telephone / Communication	1,045	510	251	552	900	736	900
23-50-6020	Utilities	44,854	57,784	88,055	68,379	107,000	91,172	110,000
23-50-6021	Trash Removal	0	1,893	12,134	11,028	10,000	14,704	20,000
23-50-6030	Insurance	9,477	25,453	32,950	34,626	33,625	46,169	31,928
23-50-6031	Insurance-Deductions	3,875	0	0	0	0	0	0
23-50-6150	Credit Card Processing Fee	4,855	5,726	6,454	5,309	6,500	7,079	7,000
23-50-6740	Inspections	0	149	0	0	200	0	0
23-50-7000	Contract Labor	37,156	48,743	89,822	52,134	90,000	69,512	80,000
23-50-7004	IT Contract Labor	146	0	0	12,412	550	16,549	15,000
23-50-7024	Discharge Permit Fees	0	1,427	363	0	1,500	0	1,000
23-50-7025	Legal Fees	40	0	0	2,697	10,000	3,595	10,000
23-50-7100	Supplies-WWTP	2,905	8,029	12,197	4,614	15,000	6,152	15,000
23-50-7101	Supplies-Collection Lines	3,110	275	0	2,255	4,000	3,007	4,000
23-50-7104	IT Supplies	47	1,338	138	0	500	0	500

Account Number	Account Title	2023-23 Pri Year 3 Actual	2024-24 Pri Year 2 Actual	2025-25 Pri Year Actual	01/26-09/26 Cur YTD Actual	2026-26 Cur Year Budget	2026-26 Cur Year Estimate	2027-27 Proposed Budget
23-50-7110	Street Patching	0	200	0	0	5,000	0	8,000
23-50-7185	Equipment Rental	0	0	0	0	2,500	0	2,500
23-50-7200	Maintenance & Repairs	23,839	5,322	47,649	10,940	30,000	14,586	30,000
23-50-7400	Lab Tests	11,992	25,575	27,592	23,799	25,000	31,732	35,000
23-50-7450	Chemicals	16,687	29,831	16,464	7,140	50,000	9,520	30,000
23-50-7470	Tools	250	646	480	1,380	2,000	1,839	2,000
23-50-7600	Vehicle Oil & Gas	9,897	9,058	9,240	7,892	12,000	10,523	15,000
23-50-7650	Vehicle R & M/Supplies	9,101	3,274	5,967	3,901	8,000	5,202	8,000
23-50-7700	City Shop Expense	2,950	2,069	3,086	2,545	5,000	3,393	8,000
23-50-7720	Safety Expense	520	1,268	1,335	2,485	2,000	3,313	2,000
23-50-7800	Dues & Subscriptions	66	0	1,649	1,684	250	2,245	1,000
23-50-7804	IT Software & Subscriptions	3,646	3,653	3,312	5,583	3,700	7,444	4,000
23-50-7830	Office Supplies	394	4,090	3,760	917	2,000	1,222	1,000
23-50-7835	Copier/Printer Expense	1,591	1,406	1,333	777	1,500	1,037	1,300
23-50-7850	Printing & Publications	133	92	21	0	500	0	500
23-50-7855	GIS Cost	7,000	0	2,800	0	0	0	0
23-50-7860	Training & Travel	1,872	3,798	1,680	213	3,000	284	3,000
23-50-7862	Hiring Cost	119	6,972	4,552	0	5,000	0	2,500
23-50-7865	Employee Functions	0	0	0	376	1,200	502	1,200
23-50-7870	Uniforms	1,105	1,135	1,166	275	2,100	367	2,100
23-50-7880	Postage	406	879	352	7	500	10	500
23-50-7900	Other Expenses	380	816	508	54	0	72	0
23-50-8100	Inventoried Equipment	4,639	8,448	2,393	0	5,000	0	5,000
23-50-8400	Capital Equipment	0	13,793	0	0	0	0	0
23-50-8520	Lines	582	0	0	0	3,000	0	3,000
23-50-8570	Lift Station	1,951	7,351	0	0	3,000	0	3,000
Total SEWER EXPENSES:		692,694	800,127	902,501	593,552	1,021,137	791,403	1,042,291
SEWER FUND Revenue Total:		917,232	852,842	1,000,806	758,269	1,071,380	1,011,025	1,111,849
SEWER FUND Expenditure Total:		692,694	800,127	902,501	593,552	1,021,137	791,403	1,042,291
Total SEWER FUND:		224,538	52,715	98,305	164,717	50,243	219,623	69,558

Account Number	Account Title	2023-23 Pri Year 3 Actual	2024-24 Pri Year 2 Actual	2025-25 Pri Year Actual	01/26-09/26 Cur YTD Actual	2026-26 Cur Year Budget	2026-26 Cur Year Estimate	2027-27 Proposed Budget
REFUSE/RECYCLE FUND								
REFUSE REVENUE								
25-40-4040	Refuse Charges	208,692	252,595	275,252	205,760	275,336	274,347	278,089
25-40-4060	Service Charge - Ref/Rec	15,916	17,647	16,865	12,566	18,618	16,755	18,804
25-40-4340	Interest Income	0	0	3,139	1,282	1,800	1,709	2,500
Total REFUSE REVENUE:		224,609	270,242	295,256	219,608	295,754	292,811	299,393
RECYCLE REVENUE								
25-41-4040	Recycling Charges	83,376	70,066	57,072	42,692	58,730	56,922	59,317
Total RECYCLE REVENUE:		83,376	70,066	57,072	42,692	58,730	56,923	59,317
REFUSE EXPENSES								
25-50-7000	Contract Hauling	174,750	247,358	267,476	202,448	283,595	269,931	300,686
25-50-7010	Spring Cleaning	794	1,248	1,369	5,637	6,000	7,516	10,353
25-50-7020	Transfer to GF - Admin. Fee	10,090	10,090	10,808	10,434	12,533	13,912	14,533
Total REFUSE EXPENSES:		185,634	258,696	279,653	218,519	302,128	291,359	325,572
OVERHEAD								
25-51-7000	Contract Hauling	98,297	70,862	50,677	41,679	59,143	55,572	69,023
25-51-7020	Transfer to GF - Admin. Fee	5,676	5,676	6,057	2,079	6,085	2,772	6,113
Total OVERHEAD:		103,973	76,538	56,734	43,758	65,228	58,344	75,136
REFUSE/RECYCLE FUND Revenue Total:		307,985	340,307	352,328	262,300	354,484	349,733	358,710
REFUSE/RECYCLE FUND Expenditure Total:		289,607	335,234	336,387	262,277	367,356	349,703	400,708
Total REFUSE/RECYCLE FUND:		18,378	5,073	15,941	23	-12,872	31	-41,998

Account Number	Account Title	2023-23 Pri Year 3 Actual	2024-24 Pri Year 2 Actual	2025-25 Pri Year Actual	01/26-09/26 Cur YTD Actual	2026-26 Cur Year Budget	2026-26 Cur Year Estimate	2027-27 Proposed Budget
UTILITY - CI FUND								
WATER REVENUES								
28-40-4005	STR Excise Tax for Water D	166,685	161,735	177,747	137,354	178,296	183,138	178,000
28-40-4175	EIAF Grant	358,896	396,311	0	0	0	0	0
28-40-4300	Invest Fee-Water(75%)	29,531	32,625	135,000	0	33,750	0	33,750
28-40-4320	Water Sys Upgrades - Mont	346,133	372,871	279,520	208,201	289,699	277,601	277,547
28-40-4340	Interest Income - Water	27,103	69,589	106	0	0	0	0
Total WATER REVENUES:		928,349	1,033,132	592,373	345,555	501,745	460,740	489,297
SEWER REVENUES								
28-41-4005	STR Excise Tax for Sewer D	166,685	161,735	177,747	140,070	178,296	186,760	178,000
28-41-4300	Invest Fee-Sewer(75%)	29,531	32,625	135,000	0	33,750	0	33,750
28-41-4330	WWTP CIP Replace/Update	680,299	896,230	824,082	613,743	859,386	818,324	818,143
Total SEWER REVENUES:		876,515	1,090,590	1,136,829	753,813	1,071,432	1,005,084	1,029,893
UTILITY-CI WATER EXPENSES								
28-50-8250	Capital Improvements	0	0	2,936	0	0	0	0
28-50-8254	Water Plant Proj Engineerin	0	0	0	11,996	0	15,994	0
28-50-8255	Water Plant Project Legal	0	-202,435	5	0	0	0	0
28-50-8256	Expenditure of Investment F	0	202,500	0	0	0	0	0
28-50-8260	Spring Box Improvements	30,419	19,299	3,220	5,250	0	7,000	0
28-50-8400	Capital Equipment	0	0	27,500	0	0	0	0
28-50-8510	Water Lines	6,338	0	0	0	0	0	0
28-50-9540	Debt Service Principal	0	0	0	0	168,575	0	0
28-50-9545	Debt Service Interest	171,123	190,400	185,980	91,295	181,439	121,726	176,771
Total UTILITY-CI WATER EXPENSES:		207,881	209,764	219,642	108,541	350,014	144,721	176,771
UTILITY-CI SEWER EXPENSES								
28-51-8253	WWTP Construction Project	0	0	0	50,095	0	66,793	0
28-51-8254	WWTP Proj Engineering	3,099	0	0	0	0	0	0
28-51-8255	WWTP Project Legal	76	65	15	0	0	0	0
28-51-8400	Capital Equipment	0	0	32,395	0	0	0	0
28-51-9540	Debt Service Principal	0	0	0	408,432	408,432	544,576	0
28-51-9545	Debt Service Interest	568,349	432,250	420,000	407,500	407,500	543,333	394,500
28-51-9550	Loan Servicing Fee	0	138,642	138,642	138,642	138,642	184,857	138,642
Total UTILITY-CI SEWER EXPENSES:		571,525	570,957	591,052	1,004,669	954,574	1,339,559	533,142
UTILITY - CI FUND Revenue Total:		1,804,864	2,123,722	1,729,202	1,099,367	1,573,177	1,465,823	1,519,190
UTILITY - CI FUND Expenditure Total:		779,406	780,721	810,694	1,113,210	1,304,588	1,484,280	709,913
Total UTILITY - CI FUND:		1,025,458	1,343,001	918,508	-13,843	268,589	-18,457	809,277

Account Number	Account Title	2023-23 Pri Year 3 Actual	2024-24 Pri Year 2 Actual	2025-25 Pri Year Actual	01/26-09/26 Cur YTD Actual	2026-26 Cur Year Budget	2026-26 Cur Year Estimate	2027-27 Proposed Budget
CAPITAL IMPROVEMENTS FUND								
CAPITAL IMPROVEMENT REVENUES								
30-40-4030	Sales Tax	773,940	766,568	724,615	526,745	780,730	702,327	800,000
30-40-4310	Other Revenue	0	0	427	338	0	450	0
30-40-4340	Interest Income	0	0	44,592	18,844	26,400	25,125	40,000
Total CAPITAL IMPROVEMENT REVENUES:		773,940	766,568	769,634	545,927	807,130	727,903	840,000
CAPITAL IMPROVEMENT EXPENSES								
30-50-8250	Gen Gov Capital Improveme	886,530	46,731	109,325	0	26,000	0	0
30-50-8251	Police Capital Impovements	0	15,487	20,560	0	7,000	0	0
30-50-8252	Fire Dept Capital Improvem	0	25,458	0	0	380,000	0	22,000
30-50-8253	Pub Works Capital Improve	0	15,571	104,213	0	80,000	0	500,000
30-50-8254	Community Ctr Cap Improve	0	132,970	0	0	28,000	0	0
30-50-8255	Other Parks Cap Improvem	0	143,527	274,015	8,458	1,565,000	11,278	0
30-50-8400	Gen Gov Capital Equipment	36,548	0	19,443	0	0	0	0
30-50-8401	Police Capital Equipment	0	15,742	7,467	40,950	55,500	54,600	0
30-50-8402	Fire Dept Capital Equipment	0	198,708	97,829	1,389	18,000	1,852	96,974
30-50-8403	Pub Works Capital Equipme	0	0	28,879	0	0	0	80,000
30-50-8405	Other Parks Capital Equipm	0	42,884	1,095	0	0	0	0
Total CAPITAL IMPROVEMENT EXPENSES:		923,078	637,077	662,827	50,797	2,159,500	67,729	698,974
CAPITAL IMPROVEMENTS FUND Revenue Total:		773,940	766,568	769,634	545,927	807,130	727,903	840,000
CAPITAL IMPROVEMENTS FUND Expenditure Total:		923,078	637,077	662,827	50,797	2,159,500	67,729	698,974
Total CAPITAL IMPROVEMENTS FUND:		-149,138	129,491	106,807	495,130	-1,352,370	660,173	141,026

Account Number	Account Title	2023-23 Pri Year 3 Actual	2024-24 Pri Year 2 Actual	2025-25 Pri Year Actual	01/26-09/26 Cur YTD Actual	2026-26 Cur Year Budget	2026-26 Cur Year Estimate	2027-27 Proposed Budget
PARKS FUND								
POOL REVENUES								
50-40-4030	Swim. Pool Admissions	2,177,506	2,278,273	2,564,729	1,981,234	2,700,000	2,641,645	2,600,000
50-40-4031	Over/Short	149	824	-520	-467	0	-623	150
50-40-4033	Membership Pass Revenue	466,985	512,346	530,447	321,010	565,342	428,014	530,000
50-40-4034	Facility Rental Revenue	2,008	959	572	524	3,000	698	3,000
50-40-4035	Slide Admissions	92,711	61,646	53,780	52,226	65,000	69,635	45,000
50-40-4040	Locker & Misc. Rentals	18,529	20,765	17,434	14,618	17,000	19,491	17,000
50-40-4045	Snack Shack Merchandise	133,573	167,603	103,696	68,600	100,000	91,467	100,000
50-40-4048	Swim Lessons	6,165	7,380	16,120	24,906	16,000	33,208	20,000
50-40-4049	Programs Revenue	190	100	180	3,985	19,200	5,313	5,000
50-40-4055	Snack Shack Food Sales	0	0	108,688	96,627	125,196	128,836	125,000
50-40-4340	Interest Income	53,887	46,227	39,175	11,460	15,660	15,280	40,000
50-40-4350	Misc. Revenue	27	0	5,029	3,831	0	5,108	0
50-40-4999	Sale of Assets	-22,058	0	0	0	0	0	0
Total POOL REVENUES:		2,929,672	3,096,123	3,439,329	2,578,554	3,626,398	3,438,072	3,485,150
BOX CANON REVENUES								
50-41-4010	Box Canon Admissions	556,081	620,456	630,921	565,735	670,000	754,313	630,000
50-41-4015	BC Donations	2,464	1,575	1,629	1,328	1,500	1,771	1,500
50-41-4020	Concessions	60,029	54,785	87,690	63,560	70,000	84,746	78,000
50-41-4031	Over/Short	302	-12	-52	-319	0	-425	100
50-41-4320	Vending Machine Revenue	0	121	85	53	0	71	0
Total BOX CANON REVENUES:		618,875	676,924	720,272	630,357	741,500	840,476	709,600
GYM REVENUES								
50-43-4010	Gym Admissions	57,619	41,256	49,279	28,981	46,000	38,641	61,478
Total GYM REVENUES:		57,619	41,256	49,279	28,981	46,000	38,641	61,478
ICE PARK REVENUES								
50-47-4048	Ice Park Fees	23,488	15,278	15,350	0	16,000	0	16,000
Total ICE PARK REVENUES:		23,488	15,278	15,350	0	16,000	0	16,000
VIA FERRATA REVENUES								
50-48-4048	Via Ferrata Fees	9,155	0	0	7,917	43,500	10,556	43,500
50-48-4300	Reimbursements from FOV	0	50,000	0	0	0	0	0
Total VIA FERRATA REVENUES:		9,155	50,000	0	7,917	43,500	10,556	43,500
POOL EXPENSES								
50-50-5013	Parks & Rec Director	72,875	48,945	65,700	44,332	66,969	59,110	66,969
50-50-5520	Cashiers	160,150	152,278	168,461	130,150	146,621	173,534	142,955
50-50-5523	Pool Food Service	0	25,787	24,159	24,055	31,212	32,073	31,212
50-50-5524	Pool Supervisor	90,519	94,838	92,596	39,514	95,758	52,685	65,075
50-50-5527	Swim Safety Coordinator	0	0	0	24,759	67,692	33,013	58,344
50-50-5531	Recreation Supervisor	0	23,647	59,629	31,109	56,295	41,479	53,600
50-50-5532	Aquatics Coordinator	72,165	79,621	67,825	14,026	60,978	18,701	53,768
50-50-5533	Lead Lifeguards	103,395	149,430	148,174	101,713	127,429	135,618	90,000
50-50-5534	Part-Time Lifeguards	217,762	289,560	272,718	209,394	294,919	279,192	300,000

Account Number	Account Title	2023-23 Pri Year 3 Actual	2024-24 Pri Year 2 Actual	2025-25 Pri Year Actual	01/26-09/26 Cur YTD Actual	2026-26 Cur Year Budget	2026-26 Cur Year Estimate	2027-27 Proposed Budget
50-50-5536	Swim Lesson Wage	3,970	5,843	10,191	19,119	11,849	25,492	11,849
50-50-5538	Pool Attendants	3,559	2,937	0	868	4,480	1,157	4,480
50-50-5540	Pool Cleaning Wage	61,914	74,888	72,053	45,033	79,141	60,044	49,882
50-50-5545	Pool Maint/Filtration Wage	66,798	76,486	75,120	82,724	157,428	110,299	199,528
50-50-5550	Pool Filtration Wage	61,747	76,486	75,117	0	0	0	0
50-50-5675	City/Tourism Media Mgr	0	0	1,425	11,533	14,600	15,378	15,100
50-50-5680	Parks/Facilities Maint Mgr	3,990	3,942	3,302	2,131	3,305	2,841	3,305
50-50-5681	Parks/Facilities Maint Ops	2,465	4,284	4,688	8,895	5,931	11,860	6,466
50-50-5800	FICA	72,369	91,448	89,161	62,492	93,682	83,322	88,169
50-50-5810	Unemployment	1,892	2,390	2,329	1,442	2,449	1,922	2,305
50-50-5830	Workers' Comp	47,343	34,419	50,513	43,249	51,915	57,666	46,884
50-50-5840	Group Term Life Insurance	2,174	2,616	3,504	1,924	4,028	2,565	3,972
50-50-5850	Employee Health Insurance	93,192	102,943	138,187	118,616	203,994	158,154	237,193
50-50-5855	Medical	0	0	0	0	1,000	0	500
50-50-5870	Retirement	12,233	15,901	5,822	2,733	18,243	3,644	19,806
50-50-6010	Telephone / Commuications	4,655	7,432	9,029	5,946	8,100	7,928	8,100
50-50-6020	Utilities	53,912	54,099	48,632	42,071	55,600	56,094	54,000
50-50-6021	Trash Removal	855	0	0	542	0	723	500
50-50-6024	Water Charge	53,718	56,959	38,026	31,604	41,829	42,139	41,829
50-50-6026	Sewer Charge	31,587	33,241	36,947	29,297	40,643	39,063	40,643
50-50-6030	Insurance	13,997	13,848	24,495	24,487	24,487	32,650	22,638
50-50-6100	Advertising	2,483	3,169	3,575	3,044	7,500	4,059	9,000
50-50-6101	Promotion	2,759	900	0	0	6,000	0	6,000
50-50-6150	Credit Card Processing Fee	77,770	86,050	104,063	82,680	88,000	110,240	89,000
50-50-6740	Inspections	0	1,124	1,527	1,166	5,700	1,555	4,000
50-50-6800	Snack Shack Mdse. Conces	55,300	65,390	43,098	43,318	45,000	57,757	45,000
50-50-6801	Snack Shack Food Concess	22,501	45,827	70,952	53,054	80,000	70,739	75,000
50-50-7000	Contract Labor	404	8,771	29,043	6,113	15,000	8,150	15,000
50-50-7004	IT Contract Labor	5,595	2,494	2,411	11,229	5,250	14,972	5,250
50-50-7010	Engineering	0	0	0	563	0	750	0
50-50-7100	Supplies	20,996	9,855	7,741	6,688	15,000	8,918	7,000
50-50-7104	IT Supplies	2,115	2,503	3,049	822	3,000	1,096	1,500
50-50-7200	Facilities Maint/Supply	32,810	91,292	25,523	15,183	45,000	20,245	60,000
50-50-7201	Swim Lessons Supplies	0	0	0	547	1,500	729	1,000
50-50-7202	Special Events Supplies	12,090	8,041	3,589	991	20,740	1,322	6,000
50-50-7204	Daily Cleaning Supplies	9,806	15,128	12,926	12,143	15,000	16,190	15,000
50-50-7400	Water Sample	26,691	28,719	24,158	16,649	28,000	22,198	26,000
50-50-7450	Chemicals	166,430	158,082	162,357	141,663	145,000	188,884	160,000
50-50-7470	Tools	77	0	0	0	600	0	600
50-50-7475	Fees	2,383	2,798	0	0	3,500	0	0
50-50-7500	Filtration Maintenance	16,271	25,068	56,828	22,605	35,000	30,141	40,000
50-50-7600	Vehicle Oil & Gas	147	60	78	0	125	0	125
50-50-7650	Vehicle R & M/Supplies	0	0	75	0	0	0	0
50-50-7720	Safety/First Aid Supplies	5,983	8,959	6,305	1,142	8,000	1,522	6,000
50-50-7800	Dues & Subscriptions	1,200	1,200	0	210	0	280	500
50-50-7804	IT Software & Subscriptions	5,811	11,728	17,115	13,854	16,200	18,472	16,200
50-50-7830	Office Supplies	2,088	3,284	4,267	2,808	3,000	3,744	3,500
50-50-7835	Copier/Printer Expense	1,920	1,358	1,210	982	1,400	1,309	1,400
50-50-7860	Training & Travel	6,563	13,440	14,933	2,188	12,000	2,918	12,000
50-50-7862	Hiring Cost	2,797	25,501	5,911	14,314	5,000	19,086	7,000
50-50-7865	Employee Functions	0	0	0	1,479	3,000	1,971	4,500
50-50-7870	Uniforms	9,098	11,510	10,632	5,115	9,500	6,820	9,500
50-50-7879	Mileage	42	23	316	0	300	0	0

Account Number	Account Title	2023-23 Pri Year 3 Actual	2024-24 Pri Year 2 Actual	2025-25 Pri Year Actual	01/26-09/26 Cur YTD Actual	2026-26 Cur Year Budget	2026-26 Cur Year Estimate	2027-27 Proposed Budget
50-50-7880	Postage	60	35	0	0	300	0	0
50-50-7900	Other Expenses	425	594	495	400	400	533	0
50-50-8100	Inventoried Equipment	34,835	12,315	3,965	5,393	2,000	7,191	3,500
50-50-8104	IT Inventoried Equipment	6,045	1,938	1,882	1,315	2,000	1,753	1,500
50-50-8250	Capital Improvements	136,465	137,567	559,964	90,394	843,322	120,525	980,150
50-50-8270	Filtration Engineering	0	3,577	0	0	0	0	0
50-50-8275	Filtration Equipment	3,191	0	0	0	25,000	0	25,000
50-50-8280	Filt. Construction	0	25,085	0	0	0	0	0
50-50-8400	Capital Equipment	0	13,000	1,224	0	31,000	0	0
50-50-9540	Debt Service Principal	0	0	0	0	119,000	0	0
50-50-9545	Debt Service Interest	57,282	54,650	51,924	24,611	49,222	32,814	46,425
50-50-9560	Bond Principal	0	0	0	0	185,000	0	0
50-50-9565	Bond Interest	178,525	174,400	167,600	80,300	160,600	107,067	153,200
Total POOL EXPENSES:		2,218,193	2,579,701	2,986,540	1,816,723	3,811,736	2,422,297	3,554,922
BOX CANON EXPENSES								
50-51-5013	Parks & Rec Director	25,570	17,174	23,053	11,488	17,623	15,318	17,623
50-51-5520	Cashiers	49,355	53,967	58,318	38,970	63,074	51,960	63,074
50-51-5531	Recreation Supervisor	0	0	0	5,538	14,074	7,385	13,400
50-51-5540	Custodian	7,539	8,069	8,389	5,529	9,278	7,372	9,278
50-51-5680	Parks/Facilities Maint Mgr	7,981	7,884	6,604	4,261	6,609	5,681	6,609
50-51-5681	Parks/Facilities Maint Ops	4,930	8,568	11,115	9,436	17,869	12,581	25,866
50-51-5800	FICA	7,379	9,012	8,192	5,810	9,832	7,746	10,393
50-51-5810	Unemployment	193	236	214	127	257	170	272
50-51-5830	Workers' Comp	2,004	1,580	1,896	1,873	2,202	2,497	1,997
50-51-5840	Group Term Life Insurance	257	363	337	240	429	320	475
50-51-5850	Employee Health Insurance	12,719	11,535	13,593	15,047	24,189	20,063	23,158
50-51-5870	Retirement	1,427	1,831	1,526	1,132	1,964	1,509	2,183
50-51-6010	Telephone / Communication	125	633	440	347	950	462	950
50-51-6020	Utilities	2,251	1,144	1,071	1,644	1,015	2,192	2,000
50-51-6024	Water Charge	1,330	1,342	1,511	1,193	1,663	1,590	1,663
50-51-6030	Insurance	1,540	1,524	1,106	1,100	1,100	1,466	1,017
50-51-6100	Advertising	685	1,182	0	0	0	0	0
50-51-6150	Credit Card Processing Fee	13,141	15,800	18,796	18,125	16,654	24,167	15,000
50-51-6740	Inspections	0	29	75	0	50	0	50
50-51-6800	Box Canon Mdse. Concessi	28,394	17,787	75,038	31,199	28,000	41,599	35,000
50-51-6801	Box Canon Food Concessio	0	0	0	5,073	0	6,764	1,800
50-51-7000	Contract Labor	1,445	0	1,703	5,279	2,400	7,039	5,150
50-51-7004	IT Contract Labor	73	0	0	88	400	117	400
50-51-7100	Supplies	4,007	5,618	1,741	2,767	3,800	3,689	3,400
50-51-7104	IT Supplies	171	699	0	0	750	0	500
50-51-7150	Tree Maintenance	2,000	0	0	10,806	10,000	14,407	10,805
50-51-7200	Facility Maintenance	1,830	14,138	6,583	6,025	7,000	8,034	7,000
50-51-7804	IT Software & Subscriptions	540	766	994	1,036	950	1,381	950
50-51-7830	Office Supplies	99	0	0	200	100	267	200
50-51-7835	Copier/Printer Expense	1,770	3,283	1,397	806	1,900	1,074	1,500
50-51-7860	Training & Travel	10	539	612	-240	500	-319	0
50-51-7862	Hiring Cost	0	5,291	109	0	800	0	0
50-51-7900	Other Expenses	2	0	0	0	0	0	0
50-51-8104	IT Inventoried Equipment	0	0	0	500	0	667	0
50-51-8250	Capital Improvements	1,708	50,715	0	29,700	20,000	39,600	29,700
50-51-8400	Capital Equipment	0	13,441	0	0	0	0	0

Account Number	Account Title	2023-23 Pri Year 3 Actual	2024-24 Pri Year 2 Actual	2025-25 Pri Year Actual	01/26-09/26 Cur YTD Actual	2026-26 Cur Year Budget	2026-26 Cur Year Estimate	2027-27 Proposed Budget
50-51-8402	IT Capital Expenditures	0	0	2,686	0	0	0	35,000
Total BOX CANON EXPENSES:		180,472	254,152	247,100	215,097	265,433	286,796	326,413
GYM EXPENSES								
50-53-5540	Gym Cleaning	0	0	5,450	8,506	17,050	11,342	12,591
50-53-5800	FICA	0	0	465	703	1,304	937	963
50-53-5810	Unemployment	0	0	12	18	34	25	25
50-53-5840	Group Term Life Insurance	0	0	37	58	102	77	63
50-53-5850	Employee Health Insurance	0	0	1,463	5,038	4,166	6,717	4,166
50-53-5870	Retirement	0	0	177	245	512	327	378
50-53-6020	Utilities	1,590	1,546	1,676	1,472	1,970	1,962	3,000
50-53-6030	Insurance	268	265	776	790	790	1,053	730
50-53-6100	Advertising	0	0	0	0	0	0	100
50-53-7000	Contract Labor	9,061	9,100	8,670	1,034	1,500	1,379	11,000
50-53-7100	Supplies	180	429	1,471	2,600	1,200	3,467	3,000
50-53-7185	Equipment Lease & Mainten	0	0	0	1,022	8,500	1,363	8,500
50-53-7200	Maintenance	1,948	557	0	0	4,000	0	1,000
50-53-7830	Office Supplies	0	0	0	0	400	0	400
50-53-8100	Inventoried Equipment	0	876	0	2,002	0	2,669	2,000
50-53-8104	IT Inventoried Equipment	0	0	0	0	0	0	6,800
50-53-8250	Capital Improvements	0	0	0	0	0	0	350,000
50-53-8400	Capital Equipment	30,416	0	0	0	0	0	15,000
Total GYM EXPENSES:		43,464	12,773	20,197	23,489	41,528	31,319	419,716
ADMINSTRATION EXPENSES								
50-57-5002	City Administrator	55,325	74,625	61,787	21,460	34,155	28,613	34,155
50-57-5004	Finance & Admin. Director	27,035	29,275	28,718	25,173	36,000	33,563	36,000
50-57-5006	HR Manager	62,064	71,489	43,072	30,832	45,152	41,109	45,152
50-57-5008	Administrative Clerks	43,849	45,473	44,404	21,439	40,582	28,585	22,450
50-57-5011	Planning Tech	0	0	1,341	1,397	4,008	1,863	0
50-57-5012	Community Development Di	4,284	8,203	5,307	5,745	11,753	7,660	0
50-57-5050	IT Director	27,368	34,427	31,554	5,160	31,982	6,880	33,000
50-57-5055	IT Staff	7,559	18,105	20,604	13,830	22,024	18,440	21,525
50-57-5600	PW Crew - Veh. Maint.	0	2,155	2,746	1,558	2,366	2,077	8,655
50-57-5654	Director of Mktg & Comm	0	0	6,084	5,449	11,101	7,265	11,101
50-57-5800	FICA	17,702	20,593	18,674	11,006	18,293	14,674	16,221
50-57-5810	Unemployment	463	555	506	117	478	156	424
50-57-5830	Workers' Comp	0	528	575	514	574	685	518
50-57-5840	Group Term Life Insurance	954	1,292	1,732	824	1,544	1,099	1,696
50-57-5850	Employee Health Insurance	43,232	49,355	52,824	34,069	50,194	45,425	44,533
50-57-5870	Retirement	10,820	11,478	991	4,255	7,174	5,673	6,361
50-57-7000	Contract Labor	11,548	9,800	9,043	4,498	10,000	5,998	10,000
50-57-7025	Legal Fees	575	0	182	4,817	10,000	6,422	10,000
50-57-7800	Dues & Subscriptions	0	405	0	0	0	0	0
50-57-7804	IT Software & Subscriptions	1,830	1,604	1,686	2,979	2,000	3,971	4,000
50-57-7862	Hiring Cost	0	7,618	4,691	0	8,000	0	5,000
Total OPERATING & MAINTENANCE:		314,608	386,981	336,519	195,119	347,378	260,159	310,791
ICE PARK EXPENSES								

Account Number	Account Title	2023-23 Pri Year 3 Actual	2024-24 Pri Year 2 Actual	2025-25 Pri Year Actual	01/26-09/26 Cur YTD Actual	2026-26 Cur Year Budget	2026-26 Cur Year Estimate	2027-27 Proposed Budget
50-58-6030	Insurance	0	0	0	0	72	0	20,000
50-58-7025	Legal Fees	11,966	1,390	3,153	16,925	3,000	22,566	10,000
50-58-7700	Ice Park Expenses	48,399	67,140	2,968	1,413	12,928	1,884	35,000
Total ICE PARK EXPENSES:		60,365	68,530	6,121	18,338	16,000	24,451	65,000
VIA FERRATA EXPENSES								
50-59-5013	Parks & Rec Director	0	0	0	4,067	5,874	5,423	5,874
50-59-5520	Via Ferrata Wages	0	0	0	23,779	40,000	31,705	45,000
50-59-5680	Parks/Facilities Maint Mgr	0	0	0	2,288	3,305	3,050	3,305
50-59-5800	FICA	0	0	0	2,294	3,762	3,058	4,145
50-59-5810	Unemployment	0	0	0	54	98	72	108
50-59-5830	Workers' Comp	0	0	0	150	1,200	199	135
50-59-5840	Group Term Life Insurance	0	0	0	41	60	55	108
50-59-5850	Employee Heath Insurance	0	0	0	2,144	3,042	2,859	3,259
50-59-5870	Retirement	0	0	0	191	275	254	275
50-59-7700	Via Ferrata Expenses	4,322	72,287	8,465	15,096	6,500	20,128	10,000
50-59-7862	Hiring Costs	0	0	0	128	0	170	0
Total VIA FERRATA EXPENSES:		4,322	72,287	8,465	50,230	64,117	66,973	72,209
PARKS FUND Revenue Total:		3,638,809	3,879,581	4,224,230	3,245,809	4,473,398	4,327,745	4,315,728
PARKS FUND Expenditure Total:		2,821,424	3,374,423	3,604,942	2,318,996	4,546,192	3,091,995	4,749,051
Total PARKS FUND:		817,385	505,158	619,288	926,813	-72,794	1,235,751	-433,323

Account Number	Account Title	2023-23 Pri Year 3 Actual	2024-24 Pri Year 2 Actual	2025-25 Pri Year Actual	01/26-09/26 Cur YTD Actual	2026-26 Cur Year Budget	2026-26 Cur Year Estimate	2027-27 Proposed Budget
TOURISM FUND								
REVENUE								
60-40-4000	Lodging Occupation Tax	736,720	710,464	779,603	577,262	748,388	769,682	675,000
60-40-4020	Concessions Revenue	19,178	22,561	31,514	29,101	30,000	38,801	35,000
60-40-4031	Over/Short	7	53	-20	55	0	73	0
60-40-4050	Donations	585	775	570	447	300	596	500
60-40-4310	Other Revenue	0	0	804	636	0	848	0
60-40-4340	Interest Income	0	0	32,390	13,392	17,400	17,856	24,000
60-40-4357	150th Anniversary Revenue	0	0	0	0	3,815	0	0
Total REVENUE:		756,490	733,853	844,861	620,892	799,903	827,856	734,500
GRANTS/CONTRIBUTIONS								
60-41-4105	OEDIT Tourism Grant	48,670	20,000	0	22,171	0	29,561	53,000
Total GRANTS/CONTRIBUTIONS:		48,670	20,000	0	22,171	0	29,561	53,000
TOURISM EXPENSES								
60-50-5002	City Administrator	0	0	0	11,801	17,077	15,734	17,078
60-50-5654	Director of Mktg & Comm	98,033	91,779	111,800	42,051	83,256	56,068	83,256
60-50-5655	VC Wages	82,533	97,247	78,573	47,656	56,705	63,541	64,025
60-50-5660	Guest Services Manager	0	0	10,350	43,119	60,028	57,492	67,188
60-50-5675	City/Tourism Media Mgr	0	0	1,425	11,533	14,600	15,378	15,100
60-50-5800	FICA	13,696	14,199	15,087	11,380	17,722	15,174	18,868
60-50-5810	Unemployment	358	371	394	199	463	265	493
60-50-5830	Workers' Comp	1,272	427	489	554	611	738	552
60-50-5840	Group Term Life Insurance	805	713	829	764	1,213	1,019	1,233
60-50-5850	Employee Health Insurance	35,708	29,816	517	25,972	34,087	34,629	38,634
60-50-5870	Retirement	4,211	3,892	2,002	2,999	5,249	3,999	7,399
60-50-6010	Telephone / Communication	1,375	2,438	2,496	2,187	2,750	2,915	2,750
60-50-6020	Utilities	3,197	3,350	2,913	2,146	3,300	2,862	3,300
60-50-6030	Insurance	1,636	1,618	989	1,002	991	1,336	916
60-50-6150	Credit Card Processing Fee	472	621	953	924	500	1,232	1,000
60-50-6740	Inspections	0	53	33	0	50	0	0
60-50-6800	Concessions	19,232	16,763	22,610	19,855	19,788	26,473	24,000
60-50-7000	Contract labor	39,047	8,550	17,909	22,696	6,193	30,262	10,000
60-50-7004	IT Contract Labor	0	6,625	2,924	0	7,850	0	7,850
60-50-7025	Legal Fees	440	2,903	0	1,165	1,000	1,554	1,000
60-50-7104	IT Supplies	1,249	2,536	346	-178	2,100	-238	1,000
60-50-7200	Maintenance & Repairs	0	2,011	1,735	1,203	5,200	1,604	3,148
60-50-7700	Marketing & Advertising	36,234	83,415	68,657	56,731	95,125	75,641	81,000
60-50-7701	Promotions/Sponsorships	116,341	63,260	50,026	12,246	35,500	16,328	129,500
60-50-7702	Fireworks	29,742	29,527	39,647	43	37,500	57	34,000
60-50-7704	Tourist Shuttle	0	0	3,670	102,653	125,000	136,871	0
60-50-7705	CTO Marketing Grant Expen	0	30,867	0	1,018	0	1,358	0
60-50-7720	Visitor Center Operations	6,460	4,565	1,411	2,004	3,000	2,673	2,000
60-50-7721	Visitor Center Cleaning	9,741	8,985	7,767	5,400	9,000	7,200	10,920
60-50-7790	Transfer to General Fund	0	50,000	0	20,000	70,000	26,667	15,000
60-50-7800	Dues & Subscriptions	3,725	3,109	3,290	35,501	25,829	47,335	6,211
60-50-7804	IT Software & Subscriptions	2,746	4,761	4,795	7,199	7,084	9,599	30,807
60-50-7830	Office Supplies	1,257	1,068	459	472	1,000	630	500
60-50-7835	Copier/Printer Expense	4,454	4,842	5,375	1,945	5,000	2,593	5,000
60-50-7850	Printing & Publications	18,639	29,128	5,401	17,787	20,650	23,715	25,350

Account Number	Account Title	2023-23 Pri Year 3 Actual	2024-24 Pri Year 2 Actual	2025-25 Pri Year Actual	01/26-09/26 Cur YTD Actual	2026-26 Cur Year Budget	2026-26 Cur Year Estimate	2027-27 Proposed Budget
60-50-7852	150th Anniversary Expenses	0	6,250	6,854	6,813	15,000	9,084	0
60-50-7854	Small Tourism Grant Progra	10,000	10,000	6,000	0	0	0	0
60-50-7860	Training & Travel	3,482	6,136	10,157	10,467	7,100	13,956	26,120
60-50-7862	Hiring Cost	468	202	989	0	1,300	0	0
60-50-7865	Employee/Volunteer Functio	855	1,568	1,269	782	2,000	1,042	2,000
60-50-7870	Uniforms	204	231	497	203	1,100	271	1,000
60-50-7880	Postage	756	1,323	2,053	3,420	4,000	4,561	3,500
60-50-8104	IT Inventoried Equipment	1,349	390	0	500	0	667	0
60-50-8250	Capital Improvements	92,153	62,912	45,381	0	5,000	0	65,000
60-50-8402	IT Capital Expenditures	12,883	113	0	0	0	0	0
Total TOURISM EXPENSES:		654,753	688,563	538,072	534,212	810,922	712,283	806,698
TOURISM FUND Revenue Total:		805,160	753,853	844,861	643,063	799,903	857,417	787,500
TOURISM FUND Expenditure Total:		654,753	688,563	538,072	534,212	810,922	712,283	806,698
Total TOURISM FUND:		150,407	65,290	306,789	108,851	-11,019	145,135	-19,198

Account Number	Account Title	2023-23 Pri Year 3 Actual	2024-24 Pri Year 2 Actual	2025-25 Pri Year Actual	01/26-09/26 Cur YTD Actual	2026-26 Cur Year Budget	2026-26 Cur Year Estimate	2027-27 Proposed Budget
BEAUTIFICATION FUND								
TAXES & INTEREST								
65-40-4000	Lodging Occupation Tax	100,703	97,114	106,565	78,906	102,298	105,208	0
65-40-4340	Interest Income	6,460	5,331	4,642	1,554	2,760	2,072	0
Total TAXES & INTEREST:		107,163	102,445	111,206	80,460	105,058	107,280	0
GRANTS/DONATIONS								
65-41-4310	Other Revenue	0	0	56	44	0	59	0
65-41-4344	Misc. Donations	0	0	400	234	0	312	0
65-41-4346	Flower Pot Donations	360	300	500	70	0	93	0
Total GRANTS/DONATIONS:		360	300	956	348	0	464	0
BEAUTIFICATION EXPENSES								
65-50-7700	General Expenses	19,505	1,041	1,544	1,093	0	1,458	0
65-50-7720	Seasonal Decorations	19,266	10,700	14,788	0	10,000	0	0
65-50-7735	NOC Maintenance	3,275	19,156	21,765	12,281	30,000	16,374	0
65-50-7740	Planters & Flowers	12,324	8,786	8,652	8,497	8,446	11,329	0
65-50-7760	Signage & Banners	0	0	300	0	0	0	0
65-50-7790	Transfer to General Fund	43,210	29,031	48,540	0	57,000	0	0
65-50-8250	Capital Improvements	0	14,050	0	0	15,000	0	0
65-50-8400	Capital Equipment	23,287	0	0	0	0	0	0
Total BEAUTIFICATION EXPENSES:		120,866	82,764	95,588	21,871	120,446	29,161	0
BEAUTIFICATION FUND Revenue Total:		107,523	102,745	112,162	80,808	105,058	107,744	0
BEAUTIFICATION FUND Expenditure Total:		120,866	82,764	95,588	21,871	120,446	29,161	0
Total BEAUTIFICATION FUND:		-13,343	19,981	16,574	58,937	-15,388	78,583	0

Account Number	Account Title	2023-23 Pri Year 3 Actual	2024-24 Pri Year 2 Actual	2025-25 Pri Year Actual	01/26-09/26 Cur YTD Actual	2026-26 Cur Year Budget	2026-26 Cur Year Estimate	2027-27 Proposed Budget
CONSERVATION TRUST FUND								
STATE REVENUE & INTEREST								
70-40-4100	State Entitlement	12,697	11,193	10,897	7,924	12,000	10,565	11,000
70-40-4340	Interest Income	2,600	1,115	1,082	471	600	628	1,000
Total STATE REVENUE & INTEREST:		15,297	12,308	11,979	8,395	12,600	11,193	12,000
CONSERVATION TRUST EXPENSES								
70-50-8250	Capital Projects	35,542	14,250	0	0	0	0	0
Total CONSERVATION TRUST EXPENSES:		35,542	14,250	0	0	0	0	0
CONSERVATION TRUST FUND Revenue Total:		15,297	12,308	11,979	8,395	12,600	11,193	12,000
CONSERVATION TRUST FUND Expenditure Total:		35,542	14,250	0	0	0	0	0
Total CONSERVATION TRUST FUND:		-20,245	-1,942	11,979	8,395	12,600	11,193	12,000

Account Number	Account Title	2023-23 Pri Year 3 Actual	2024-24 Pri Year 2 Actual	2025-25 Pri Year Actual	01/26-09/26 Cur YTD Actual	2026-26 Cur Year Budget	2026-26 Cur Year Estimate	2027-27 Proposed Budget
FIREMEN'S PENSION FUND								
CONTRIBUTIONS & EARNINGS								
80-40-4030	Contributions	45,368	45,172	49,500	0	47,000	0	47,000
80-40-4040	Investment Income	88,112	97,000	140,649	100,334	75,000	133,779	90,000
Total CONTRIBUTIONS & EARNINGS:		133,480	142,172	190,149	100,334	122,000	133,779	137,000
FIREMEN'S PENSION EXPENSES								
80-50-6000	Fees	19,622	17,568	21,973	15,781	19,000	21,042	25,000
80-50-6010	Benefits	21,667	30,102	42,720	31,140	37,400	41,520	60,000
Total FIREMEN'S PENSION EXPENSES:		41,289	47,670	64,693	46,921	56,400	62,561	85,000
FIREMEN'S PENSION FUND Revenue Total:		133,480	142,172	190,149	100,334	122,000	133,779	137,000
FIREMEN'S PENSION FUND Expenditure Total:		41,289	47,670	64,693	46,921	56,400	62,561	85,000
Total FIREMEN'S PENSION FUND:		92,191	94,502	125,456	53,413	65,600	71,217	52,000
Grand Totals:		3,316,519	2,591,222	1,103,767	3,047,666	-1,310,247	4,063,555	219,777

RESOLUTION NO. 31 (SERIES 2026)

A RESOLUTION OF THE CITY COUNCIL FOR THE CITY OF OURAY, COLORADO APPROPRIATING SUMS TO THE VARIOUS FUNDS FOR THE 2027 BUDGET

WHEREAS, the City Council of the City of Ouray, Colorado, has adopted on November 16, 2026, the annual budget for the fiscal year 2027 in accordance with the Local Government Budget Law; and

WHEREAS, the City Council of the City of Ouray, Colorado, has made provision therein for total revenues plus beginning fund balances in an amount equal to or greater than the total proposed expenditures as set forth in said budget; and

WHEREAS, it is not only required by law but also necessary to appropriate the revenues and beginning fund balances provided in the budget to and for the funds described below, so as not to impair the operations of the City;

NOW, THEREFORE, BE IT RESOLVED BY THE CITY COUNCIL OF THE CITY OF OURAY, COLORADO, as follows:

That the following sums are hereby appropriated from the revenue of each fund:

General	$	4,473,865
Water	$	1,003,961
Sewer	$	1,111,849
Utility – Capital Improvements	$	1,519,190
Refuse / Recycling	$	358,711
Capital Improvements Fund	$	840,000
Parks Fund	$	4,315,728
Conservation Trust	$	12,000
Tourism	$	787,500
Beautification	$	96,500
Firemen's Pension	$	177,000

ADOPTED this 16th day of November, 2026, by the Ouray City Council.

CITY OF OURAY, COLORADO

_____
Michael Underwood, Mayor

ATTEST:

_____
Kara Rhoades, City Clerk

RESOLUTION NO. 32 (SERIES 2026)

A RESOLUTION OF THE CITY COUNCIL FOR THE CITY OF OURAY, COLORADO LEVYING PROPERTY TAXES FOR THE YEAR 2027

WHEREAS, the City Council of the City of Ouray, Colorado, has adopted the annual budget in accordance with the Local Government Budget law, on November 16, 2026; and

WHEREAS, the amount of revenue from property tax revenue is allocated as follows:

General Operating	$830,208	$830,479
Street and Drainage Improvements	$151,375	$151,646
Subtotal	$981,583	
Recovery of Abatements	$ 542	
Total	$982,125	$982,125

NOW, THEREFORE, BE IT RESOLVED by the City Council of the City of Ouray, Colorado:

A tax of 16.071 mills is levied on each dollar of assessed valuation of all taxable property within the City of Ouray for the 2027 Budget, distributed as follows:

General Operating	13.585	
Street and Drainage Improvements	2.477	
Subtotal	16.062	
Recovery of Abatements	0.009	
Total	16.071	mills

BE IT FURTHER RESOLVED by the City Council of the City of Ouray, Colorado, that these mill levies are based on the Certification of Value from the Ouray County Assessor, dated August 25, 2026, establishing the City's valuation at $61,112,100.

ADOPTED this 16th day of November, 2026, by the Ouray City Council.

CITY OF OURAY, COLORADO

_____
Michael Underwood, Mayor

ATTEST:

_____
Kara Rhoades, City Clerk

RESOLUTION NO. 33 (SERIES 2026)

A RESOLUTION OF CITY COUNCIL OF THE CITY OF OURAY, COLORADO ADOPTING THE 2027 FEE SCHEDULE

WHEREAS, the City Council of the City of Ouray, Colorado, periodically establishes and updates fees and charges for City services, permits, licenses, facilities, and the use of City assets upon recommendation of City staff; and

WHEREAS, City staff has evaluated current administrative and operational costs and prepared the proposed 2027 Fee Schedule to ensure City fees appropriately reflect the cost of providing these services.

NOW, THEREFORE, BE IT RESOLVED BY THE CITY COUNCIL OF THE CITY OF OURAY, COLORADO:

1. Adoption of Fee Schedule. The 2027 Fee Schedule, attached hereto as Exhibit A and incorporated herein by this reference, is hereby approved and adopted.

2. Effective Date. The fees and charges set forth in Exhibit A shall take effect on January 1, 2027, and shall supersede all prior conflicting fee schedules or rates for the specified municipal services.

3. Severability. If any provision of this Resolution is found to be unconstitutional or unlawful, such finding shall only invalidate that part or portion found to violate the law. All other provisions shall be deemed severable and shall continue in full force and effect.

ADOPTED this 16th day of November, 2026 by the Ouray City Council.

CITY OF OURAY, COLORADO

_____
Michael Underwood, Mayor

ATTEST:

_____
Kara Rhoades, City Clerk

CITY OF OURAY COLORADO

ADMINISTRATIVE DEPARTMENT

Description of Fee / License / Permit	Amount	Additional Notes / Details
Business Registration	$0.00	
Return Payment Fee (NSF)	$75.00	Resolution 2-2018
Credit Card Processing Fee	3.00%	All Credit Card Transactions
Returned Payment Fee	$35.00	Per Return
Utility Transfer Fee (Water / Sewer)	$50.00	Each Service
Open Records Request	$40.00	Per Hour After One Hour
Notary Fee	$10.00	Per Document
Liquor License Rees (State Fee + Local Fee)	Varies	Set by State of Colorado

Copy (Any Size)	$1.00	Per Page
Fax (Incoming or Outgoing)	$1.00	Per Page

Huckstering Permit (Local)	$25/day or $100 2+ days	30 Day Max
Huckstering Permit (Non-Local)	$150/day or $500 2+ days	30 Day Max
Huckstering Permit (Non-Profit)	Waived	

CITY OF OURAY COLORADO

COMMUNITY DEVELOPMENT

Application Type / License / Permit	Fee Amount	Additional Notes / Details
Land Use / Zoning Applications Fees		
Site Development Permit Review Application		
Single-Family Unit Review	$440.00	
Duplex Unit Review	$660.00	
Multi-Family Unit Review	$550.00	
Accessory Dwelling Unit Review	$550.00	
Non-Residential Review	$825.00	
Other	$550.00	
Rezoning Application	$825.00	
Conditional Use Permit Application	$750.00	
Variance Application	$825.00	
Variance Extension Application	$550.00	
Zoning Verification Application	$100.00	
(NEW) Annexation Application *	$1,000.00	
(NEW) Disconnection/De-Annexation Application *	$825.00	
Planned Unit Development (PUD) Application *		
Sketch Plan for PUD Application	$550.00	
Preliminary Plan for PUD Application	$880.00	
Final Plan for PUD Application	$440.00	
Subdivision Application Fees		
Major Subdivision *		
Sketch Plan for Subdivision Application	$550.00	
Preliminary Plat for Subdivision Application	$880.00	
Final Plat for Subdivision Application	$440.00	
Minor Subdivision Application	$550.00	
Amended Final Plat for Subdivision Application	$550.00	
Condominium Subdivision Application	$550.00	
Lot Split Plat Application	$550.00	
Administrative Replat Application (Boundary Adjustment/Lo	$550.00	
Parkland Dedication Fee-In-Lieu (Per unit or Lot in Subdivisi	$450.00	
Sign Permit Application Fees		
Window Sign (Unless Exempt)	$50.00	
Temporary Event Banners (Unless Exempt)	$25.00	
120-Day Banner	$50.00	
Temporary Signs (Unless Exempt)	$50.00	
Miscellaneous Application Fees:		
Temporary Encroachment Application		
Outdoor Display of Merchandise (Greater than 30 days)	$50.00	
Outdoor Display of Merchandise (May to November Annually)	$150.00	
Right-of-Way Temporary License		
Food and/or Liquor Application (Greater than 30 days)	$50.00	
Food and/or Liquor Application (May to November Annually)	$150.00	
Fixed Encroachment Application		
Short Term Rental (STR) License Application and Renewal		
New STR License Application	$825.00	
STR License Renewal Application	$400.00	
(NEW) Wildfire Resiliency Code Permit Application	$125.00	

Proposed Policy (aligns with Code requirements):

* Fee includes two (2) hours of reiew and processing by City staff and City consultant(s) for initial processing and completeness review.

Additional review and processing by City consultants and/or referral agencies will be billed at actual cost and invoiced to the project applicant on a monthly basis.

NOTICE: Commencing work and/or engaging in a use prior to obtaining necessary approvals and/or permitting by the City will result in 2 X fee amounts.

CITY OF OURAY
PARKS AND RECREATION

Parks and Recreation Fee Schedule

Huckstering permit	Local	Non Local	Non Profit
Without Buisness Registration	$15 / Day	$15 / Day	$0
With Buisness Registration	$0 / Day	$15 / Day	$0

Community Center

Description of Fee / License / Permit	Registered Local Non-Profit			Resident / Local Commercial)			Non Resident / Commercial			Additional Notes / Details
	Low Impact (1-100 People)	Moderate Impact (101-199 People)	High Impact (200-280 People)	Low Impact (1-100 People)	Moderate Impact (101-199 People)	High Impact (200-280 People)	Low Impact (1-100 People)	Moderate Impact (101-199 People)	High Impact (200-280 People)	Low Impact is defined as 1-100; Moderate is defined as 101-199; High Imapact is defined as 200-280/ tickets sold without a capacity called out
Massard room	$75.00	$100.00	$150.00	$200.00	$250.00	$320.00	$400.00	$500.00	$600.00	
Add Massard Kitchen	$50.00	$75.00	$75.00	$50.00	$75.00	$100.00	$50.00	$75.00	$100.00	
Add seating set up/ breakdown	$40/hr	$40/hr	$40/hr	$40/hr	$40/hr	$40/hr	$40/hr	$40/hr	$40/hr	Provide Tabels and Chairs. If not selected our tables and chars will be left out acording to the selected needs, but not set up.
Add AV support/ Day	$80.00	$80.00	$80.00	$80.00	$80.00	$80.00	$80.00	$80.00	$80.00	Add the AV needs specificaly into the application and require trouble shooting prior. The applicant will meet with IT 1 buisness day prior to the event.
additional day	$75.00	$100.00	$150.00	$75.00	$100.00	$150.00	$175.00	$200.00	$225.00	
San Juan room	$75.00	$100.00		$150.00	$200.00		$260.00	$300.00		Make it clear there are basic kitchen amenities available
Add San Juan Kitchen	$10.00	$10.00		$10.00	$10.00		$10.00	$10.00		Only available with San Juan rental
Add Massard Kitchen	$200.00	$200.00		$200.00	$200.00		$200.00	$200.00		
Add seating set up/ breakdown	$40/hr	$40/hr		$40/hr	$40/hr		$40/hr	$40/hr		Provide Tabels and Chairs
Add AV support	$80.00	$80.00		$80.00	$80.00		$80.00	$80.00		Add the AV needs specificaly into the application and require trouble shooting prior. 1 buisness day prior. Includes Power strips, audio/ microphone, and tv use
additional day	$50.00	$75.00		$75.00	$100.00		$100.00	$125.00		
Entire Community center			$250.00			$500.00			$800.00	Does not include council chambers. These are not rentable.
Add Massard Kitchen			$100.00			$100.00			$125.00	
Add seating set up/ breakdown			$40/hr			$40/hr			$40/hr	Provide Tabels and Chairs
Add AV support/ Day			$80.00			$80.00			$80.00	Add the AV needs specificaly into the application and require trouble shooting prior. 1 buisness day prior.
additional day			$200.00			$300.00			$400.00	
Massard Commercial Kitchen Only	$100.00			$125.00			$400.00			

Fellin Park

Description of Fee / License / Permit	Registered Local Non-Profit			Resident / Local Commercial			Non Resident / Commercial			Additional Notes / Details
	Low Impact	Moderate Impact	High Impact	Low Impact	Moderate Impact	High Impact	Low Impact	Moderate Impact	High Impact	
Entire Park			$300/ Day or $75 / Hr			$400/ Day or $100/ hour			$1000/ day	Day is defined as 6am to 11pm. Resident is definied by a government issued identification card certifying a Ouray zip code.
add power			$50.00			$50.00			$50.00	
Tent Fee			$50.00			$50.00			$50.00	Additional Security deposit
Western Park Space		$75/ 4 hours	$100/ 4 hours		$100/ 4 hours	$125/ 4 hours		$200/ 4 hours	$400/ 4 hours	Includes Gazebo, Picnic area, horse shoe pit and the turf space in between. See park map for details.
add water		$20.00	$20.00		$20.00	$20.00		$20.00	$20.00	
add power		$50.00	$75.00		$50.00	$75.00		$50.00	$75.00	
Tent fee		$50.00	$50.00		$50.00	$50.00		$50.00	$50.00	
Playground Shelter	$35/ 4 hours	$50/ 4 hours		$50 / 4 hours	$75 / 4 hours		$100 / 4 hours	$150/ 4 hours		Shelter only
Picnic site	$35/ 4 hours	$50/ 4 hours	$75/ 4 hours	$50 / 4 hours	$75 / 4 hours	$100/ 4 hours	$100 / 4 hours	$150/ 4 hours	$250 / 4 hours	
add Water	$20.00	$20.00	$20.00	$20.00	$20.00	$20.00	$20.00	$20.00	$20.00	
add power	$30.00	$30.00	$30.00	$30.00	$30.00	$30.00	$30.00	$30.00	$30.00	Ask applicant to provide total amprage and anticipated appliances
Gazebo	$35/ 4 hours	$50/ 4 hours		$60 / 4 hours	$75 / 4 hours		$100/ 4 hours	$125/ 4 hours		
add power	$30.00	$30.00		$30.00	$30.00		$30.00	$30.00		

Rotary Park	Registered Local Non-Profit			Resident / Local Commercial			Non Resident / Commercial		
	Low Impact	Moderate Impact	High Impact	Low Impact	Moderate Impact	High Impact	Low Impact	Moderate Impact	High Impact
Ice rink picnic area	$35/ 4 hours	$50/ 4 hours		$50 / 4 hours	$75 / 4 hours		$100 / 4 hours	$150/ 4 hours	
Rotary loop picnic area	$35/ 4 hours	$50/ 4 hours	$75/ 4 hours	$50 / 4 hours	$75 / 4 hours	$100/ 4 hours	$100 / 4 hours	$150/ 4 hours	$250 / 4 hours

Via Ferrata existing CGO Fee

Minnimum application fee	$1,000
Per patron fee	$10

Via Ferrata Increased CGO fee

Minnimum application fee	$1,000
Per Patron fee	$15

Via Ferrata Food Truck Pad Rental $100/ Day

12' x 25'

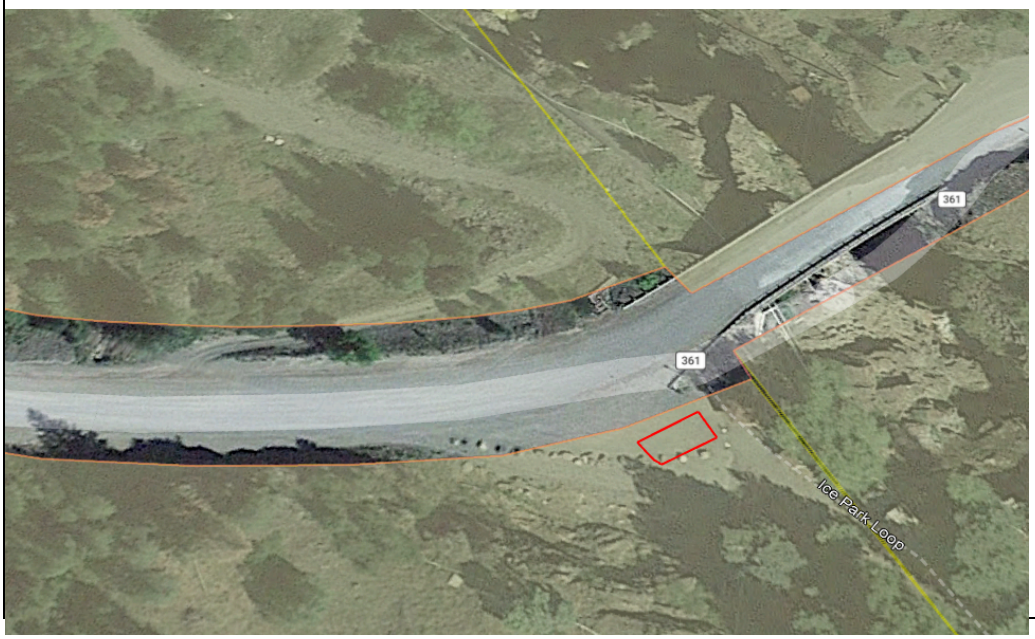

Exising Via Ferrata CGO Fee structure

Minimum application fee $1,000
Per patron fee $20

Estimated annual expences = $43,500

Box Cañon Admission	
Youth 4-17	$6
Adult 18-62	$8
Senior	$7
75+ and under 3	Free
Residents of Ouray	Free

CITY OF OURAY PARKS AND RECREATION

OURAY HOT SPRINGS POOL

Description of Fee / License / Permit	Additional Notes / Details	Fee
Daily Admmissions		
Super Senior 75+	Super Senior 75+	$10.00
Senior (65- 74)	Senior (65- 74)	$24.00
Adult (18-64)	Adult (18-65)	$30.00
Youth (4-17)	Youth (3-17)	$18.00
Youth (under 4)	Youth (under 3)	Free
Household admission admmission	Two adult/ Two youth	$85.00
Gym and Pool	Gym and Hot springs	$36.00
Gym Only	Gym Only	$20.00
Slides		Free
Punch Pass		
10 punch pass		$220.00
Memberships		
Resident		
12 month pool		$150.00
12 month pool (senior)		$85.00
12 month pool family add on	Maximum 3 add on policy/ Maximum 2 adults	$50.00
12 month pool and fitness center		$250.00
12 month pool and fitness center Family Add on	Maximum 3 add on policy/ Maximum 2 adults	$80.00
12 month Pool and Fitness center senior		$140.00
12 month Pool and Fitness center super Senior		$0.00
12 month Ouray Student Membership		$0.00
Non Resident		
12 month pool		$250.00
12 month pool Family Add on	Maximum 3 add on policy/ Maximum 2 adults	$120.00
12 month pool and fitness center		$350.00
12 month pool and fitness center family add on	Maximum 3 add on policy/ Maximum 2 adults	$120.00
12 month pool and fitness center (super senior)		$50.00
Fitness center		
Resident		
12 month fitness center		$150.00
12 month fitness center (Senior)		$85.00
Non resident		
12 month fitness center		$185.00
12 month fitness center add on	Maximum 3 add on policy/ Maximum 2 adults	$100.00

CITY OF OURAY COLORADO

PUBLIC WORKS

Description of Fee / License / Permit	Fee Amount	Additional Notes / Details
Water Utility Rates and Fees:		
Water Base Rate	$53.58	Per Month Per EQR
Water System Upgrade Surcharge	$17.30	Per Month Per EQR
Water Service Charge	$1.75	Per Month Per EQR
Water Investment Fee	$8,250.00	Per Tap
Fire System Tap Investment Fee	$500.00	Per Tap
Service Connect or Disconnect	$75	
Sewer Utility Rates and Fees:		
Sewer Base Rate	$68.55	Per Month Per EQR
Wastewater Treatment Surcharge	$54.59	Per Month Per EQR
Wastewater Service Charge	$1.75	Per Tap
Sewer Investment Fee	$8,250.00	Per Tap
Refuse and Recycling Rates:		
Refuse Base Rate	$32.68	Per Month Per EQR
Recycling Base Rate	$6.89	Per Month Per EQR
Refuse/Recycle Service Charge	$2.25	Per Month Per EQR

CITY OF OURAY COLORADO

IT DEPARTMENT

Description of Fee / License / Permit	Fee Amount	Additional Notes / Details
TV / HDMI Rental Use	$20	Per Room / Both Rooms = $40
Audio / Microphone Rental Use	$50	
Power Strips Rental Use	$10	

RESOLUTION NO. 34 (Series 2026)

A RESOLUTION OF THE CITY COUNCIL OF THE CITY OF OURAY, COLORADO RESCINDING RESOLUTION NO. 14, SERIES 2022, AND REPEALING THE REMOTE PARTICIPATION POLICY FOR MEMBERS OF CITY COUNCIL

WHEREAS, the City of Ouray is a Colorado home-rule municipality, duly organized and existing under the City's Home Rule Charter adopted pursuant to Article XX of the Constitution of the State of Colorado; and

WHEREAS, on July 18, 2022, the City Council of the City of Ouray adopted Resolution No. 14, Series 2022, establishing a Remote Participation Policy governing attendance and participation by members of City Council via telephone or other electronic means; and

WHEREAS, the City Council has reviewed its current operational needs and meeting procedures and has determined that the Remote Participation Policy adopted by Resolution No. 14, Series 2022, is no longer necessary or in the best interest of the City and wishes to require physical in-person attendance at City Council meetings; and

WHEREAS, the City Council desires to formally rescind Resolution No. 14, Series 2022, and repeal the Remote Participation Policy attached thereto in its entirety.

NOW, THEREFORE, BE IT RESOLVED BY THE CITY COUNCIL OF THE CITY OF OURAY, COLORADO, AS FOLLOWS:

Section 1. The foregoing recitals are incorporated herein as findings of the City Council.

Section 2. The City Council hereby rescinds Resolution No. 14, 2022, adopted on July 18, 2022, in its entirety, and the City of Ouray Remote Participation Policy adopted thereby is hereby repealed and of no further force or effect.

Section 3. This Resolution shall take effect immediately upon adoption by the City Council.

Section 4. If any provision of this Resolution is found to be unconstitutional or unlawful, such finding shall only invalidate that part or portion found to violate the law. All other provisions shall be deemed severable and shall continue in full force and effect.

ADOPTED this 16th day of November, 2026 by the Ouray City Council.

CITY OF OURAY, COLORADO

_____

Michael Underwood, Mayor

ATTEST:

_____

Kara Rhoades, City Clerk

RESOLUTION NO. 14, 2022

A RESOLUTION OF THE CITY COUNCIL OF THE CITY OF OURAY, COLORADO ADOPTING A POLICY FOR REMOTE PARTICPATION IN MEETINGS BY MEMBERS OF CITY COUNCIL

WHEREAS, from time to time, members of City Council are unable to attend Council meetings

WHEREAS, the City Council wishes to adopt standards and policies to allow members of City Council to participate in meeting via telephone or other electronic means.

WHEREAS, the City Council recognizes that remote participation in its meetings should be an infrequent substitute for physical attendance at meetings and should be used only in extraordinary circumstances and not for the convenience of the non-appearing member of City Council.

WHEREAS, the City Council has determined that adoption of a formal written policy pertaining to remote participation will serve the public interest.

NOW, THEREFORE, BE IT RESOLVED BY THE CITY COUNCIL OF THE CITY OF OURAY, COLORADO that the Remote Participation Policy attached hereto is hereby adopted.

ADOPTED this 18th day of July, 2022, by the Ouray City Council.

CITY OF OURAY, COLORADO

Ethan Funk, Mayor

ATTEST:

Melissa M. Drake, City Clerk

CITY OF OURAY
Remote Participation Policy

A. Background and Purpose

1. This policy establishes standards and procedures for remote participation in meetings by members of City Council. It is the policy of the City of Ouray to strictly adhere the Colorado Open Meeting Law, C.R.S. § 24-6-402. This policy is adopted to ensure strict compliance therewith.

2. As used in this policy, the term "remote participation" means attendance by a member of City Council at a regular or special meeting of the City Council, including work sessions, via telephone or other electronic means, including video conferencing, where such member is not physically present at the meeting.

3. Remote participation at a meeting is intended to be an infrequent substitute for physical attendance at meetings and should be used only in extraordinary circumstances and not for the convenience of the non-appearing member of City Council.

4. This policy specifically excludes remote participation by members of City Council in executive sessions, public hearings, and meetings convened for the purpose of acting in judicial or quasi-judicial proceeding.

B. Policy

1. Three (3) member of City Council must be physically present at the meeting before attendance via remote participation by another Council member may be allowed.

2. A written request to participate remotely must be sent to the Mayor and the City Administrator no less than ~~five (5) calendar days~~ 24 hours before the meeting at which the member of City Council wishes to participate remotely.

3. Consideration of the request to participate remotely shall be the first order of business after the meeting has been called to order. Remote participation

shall be allowed only upon the majority vote of the members of City Council who are physically present.

4. Only two (2) members of City Council may be permitted to participate remotely in any given meeting, including work sessions.

5. A member of City Council may avail themselves of the privilege of remote participation no more than six (6) times per calendar year.

6. Any member of City Council who participates by remote participation will be deemed in attendance and permitted to vote on any matters coming before the City Council at that time.

7. Equipment utilized to facilitate remote participation must afford the member of City Council the opportunity to participate in discussion and voting. The equipment must permit clear, uninterrupted and full "two-way" communication by the member of City Council with other members in attendance and with members of the audience in attendance at such meeting.

8. Equipment failure, intermittent service or distractions on the line are grounds for terminating the remote participation. Additionally, if the remote participation results in delays or interference with the usual meeting process, such participation may be terminated by the Mayor, or in the absence of the Mayor, the Mayor Pro Tem. In the event of any such termination, further participation and voting rights (if any) are foreclosed to the Council member so participating for that meeting.

9. The member of City Council seeking remote participation shall connect with the meeting room at least ten (10) minutes prior to the start of the meeting to avoid unnecessary delay to City Council business. In the event a connection cannot be established prior to the meeting being called to order, all attempts to connect will cease and the meeting shall be conducted without participation of the absent member.


WALSH LIBRARY

Ouray Parking Study – Key Takeaways

Parking Demand Is Concentrated on Main Street:

Parking demand is highest along Main Street, particularly between *5th and 9th Avenues*, where several blocks experience 90–100% utilization during peak midday periods

Ouray Parking Study – Key Takeaways

Overall Parking Supply Is Adequate:

Despite congestion in high-demand areas, Ouray is not running out of parking spaces on a typical summer day. Parking is generally available within one block of Main Street, including on adjacent side streets

Ouray Parking Study – Key Takeaways

Better Management of Existing Parking Is the Priority:

Improved signage, clearly defined parking areas, time limits, and consistent enforcement *could* improve turnover and increase use of underutilized parking areas

Ouray Parking Study – Key Takeaways

Consider Targeted, Long-Term Improvements:

Potential strategies include improving gravel side-street parking, establishing designated trailer parking areas, and considering residential parking permits where appropriate

Ouray Parking Study – Key Takeaways

Community Input and a Phased Approach Are Essential:

Engage residents, business owners, employees, and other stakeholders before implementing changes. Evaluate the impacts of the summer shuttle pilot, assess costs and enforcement needs, and adjust parking policies based on actual results and ongoing feedback

Unlicensed/Abandoned Vehicles


DODGE
4X4






SUBARU
LEGACY

Head-In vs Parallel Parking














BRUIN
WASTE
1-800-559-2149


BRUIN
WASTE









Unlicensed/Low-Use Trailers


KAWOOD DISTILLERS





























ROW Encroachment






HEAD
IN
PARKING
JCB
TELESKID
JCB




HEAD
IN
PARKING









You Can’t Park Here


KIA




RAM


RAM
SPEED LIMIT
15

Ouray Parking Study – Key Takeaways

Summary Message:

Ouray's parking challenge is primarily one of managing demand and improving the use of existing spaces, rather than a shortage of total parking capacity

A measured, data-driven approach that prioritizes improved signage, parking turnover, enforcement, and community input offers the best opportunity to improve downtown parking while protecting the City's economic vitality and quality of life

Ouray Parking Study

Prepared for:
City of Ouray

Updated September 26, 2025

UT24-2504

FEHR PEERS PST ENGINEERING

Table of Contents

Background **6**

Study Goals **7**

Data Collection **8**

Observations 11

Trailer Parking 11

Gravel Side Streets 11

Findings **12**

6:00 AM Utilization Trends 12

8:00 AM Utilization Trends 12

1:00 PM Utilization Trends 12

7:00 PM Utilization Trends 13

Distribution of Parking Demand 13

Parking Management Recommendations **18**

Primary Strategies 18

Static Signage 18

Activating Time Limits & Restrictions 18

Parking Enforcement 19

Secondary Strategies 20

Charging for Parking 20

Improving Facility Design 21

Permit Parking Programs 22

Implementation and Next Steps **23**
Near-Term Actions 23
Engage With Stakeholders 23
Identify Areas for New Management Strategies 23
Update Signage If and Where Appropriate 24
Develop Enforcement Capacity 24
Respond to Changes in Parking Demand Stemming From Summer Shuttle Pilot 24
Mid-Term Actions 24
Redesign and Update Facilities 24
Establish or Expand Trailer Parking Areas 25
Residential Parking Permit Program 25
Paid Parking 25
Conclusion **28**

List of Figures

Figure 1: Data Collection Area 10
Figure 2: Average Weekday Demand 14
Figure 3: Peak Weekday Demand 15
Figure 4: Average Weekend Demand 16
Figure 5: Peak Weekend Demand 17

List of Tables

Table 1: Parking Stalls by Block 9

This page intentionally left blank.

Background

Ouray, Colorado is renown tourist destination due to its undeniably scenic setting at the southern end of Box Canyon. With easy access to recreation of all types, Ouray attracts people of all ages and interests, either passing through on the Million Dollar Highway (Highway 550), stopping by for a guided off-road vehicle tour, spending time relaxing in the natural hot springs in town, or strolling Main Street in pursuit of something to eat and a souvenir.

While Winter in Ouray is still an active tourist season, due to the hot springs and the Ouray Ice Climbing Festival, summer in the San Juan Mountains is a beautiful season, and Ouray is no exception. The surge in visitation hits in late June and is sustained through August, coinciding with school vacations. The increase in tourists does lead to Ouray feeling vibrant and lively, but it can also result in parts of Ouray feeling crowded and stifling.

Parking demand in Ouray is most apparent on Main Street (Highway 550), with parking spaces adjacent to key destinations being heavily utilized. This parking demand, or lack of available parking, is felt by visitors, business owners, and Ouray residents alike. This lack of parking led City leadership to conduct this parking study to understand where and how parking was being utilized, identify possible causes for a lack of parking, and develop recommendations for how to better manage Ouray's parking supply to support businesses, welcome visitors, and keep Ouray an ideal place to live and play.



Study Goals

This study was conducted to achieve the following goals:

Understand How Parking in Ouray is Being Used

Regardless of setting, parking utilization in busy, commercial areas is difficult to quantify. While regular visitors to Ouray's Main Street (residents and out-of-towners alike) develop expectations or assumptions about where and when parking will be least available, these assumptions are often based on snapshots of personal data. When, where, and at what rate parking utilization changes over the course of a busy day is crucial data for City leadership and business owners to guide decision-making in Ouray.

Compare an Assumed Lack of Parking with Objective Utilization Data

This study was conducted with the understanding that parking is a public resource. As mentioned above, personalized assessments of parking conditions in a given town or business district are based on personal experiences. To validate the subjective data gathered through lived experience, this study involved a substantial data collection effort to quantify parking demand across several days during the summer of 2024. This data has been reviewed and mapped to provide the most objective assessment of parking utilization data possible.

Develop Recommendations for Parking Management in Ouray

Regardless of what the parking data reveals, alternatives exist for how to manage parking in Ouray differently. Recommendation strategies for changing how parking is used in Ouray can include policy updates, enforcement strategies, or infrastructure improvements. Potential outcomes include increased turnover at the parking stall-level or more distributed parking demand throughout Ouray.

Data Collection

Parking utilization data was collected on four days during the summer of 2024:

- Wednesday, July 10th
- Saturday, July 20th
- Saturday, August 3rd
- Wednesday, August 7th

Data collection was split between Wednesdays and Saturdays to include a typical, midweek day (Wednesday) and a typical weekend day (Saturday). Data collection days intentionally did not include holidays or event days so as to not base analyses or recommendations on days that are outliers in a given year.

Using an aerial drone outfitted with a camera, parking utilization data was collected at consistent times across the four collection days to quantify demand throughout the day:

- 6:00 AM, to better understand overnight utilization
- 8:00 AM, to better understand possible employee utilization
- 1:00 PM, to better understand midday peak utilization
- 7:00 PM, to better understand peak evening utilization

The number of parked cars on a given block in Ouray was compared against the number of parking stalls on a given block, either explicitly marked or calculated based on an average stall width of 9.5 feet. The number of parked cars recorded as parking on a block during each data collection period was divided by the number of stalls on each block to determine the percentage of spaces occupied on a given block during each period.

The project team also conducted multiple site visits for in-person observations to supplement this quantitative data. These observations helped clarify how parking was being used in ways that our other data collection methods could not communicate.

While these methods did not allow for continuous monitoring of all parking stalls in Ouray, which is cost-prohibitive and typically unnecessary in such studies, they do provide a relatively complete picture of typical parking demand. The results align with expectations and reveal possible opportunities to incentivize turnover.

A map presenting where data was collected is shown below in **Figure 1**. A number of assumed parking stalls by block is presented below in **Table 1.**

Table 1: Parking Stalls by Block

	100-200 Block[1]	200-300 Block	300-400 Block	400-500 Block	500-600 Block	600-700 Block	700-800 Block	800-900 Block
1st Street	-	-	-	-	-	-	-	-
2nd Street	43	64	41	51	42	37	13	-
Main Street	15	24	32	24	29	31	30	23
4th Street	-	-	43	53	43	37	42	27
5th Street	-	-	56	52	-	41	57	-
3rd Avenue	23	28	49	38	-	-	-	-
4th Avenue	28	50	40	58	-	-	-	-
5th Avenue	20	47	39	-	38	-	-	-
6th Avenue	42	42	60	60	-	-	-	-
7th Avenue	42	49	50	36	-	-	-	-
8th Avenue	9	52	58	34	-	-	-	-

Notes:

1. 100-200 Block corresponds to address between 100 and 200, 200-300 Block with addresses between 200 and 300, etc.

Source: PST Engineering, 2024.

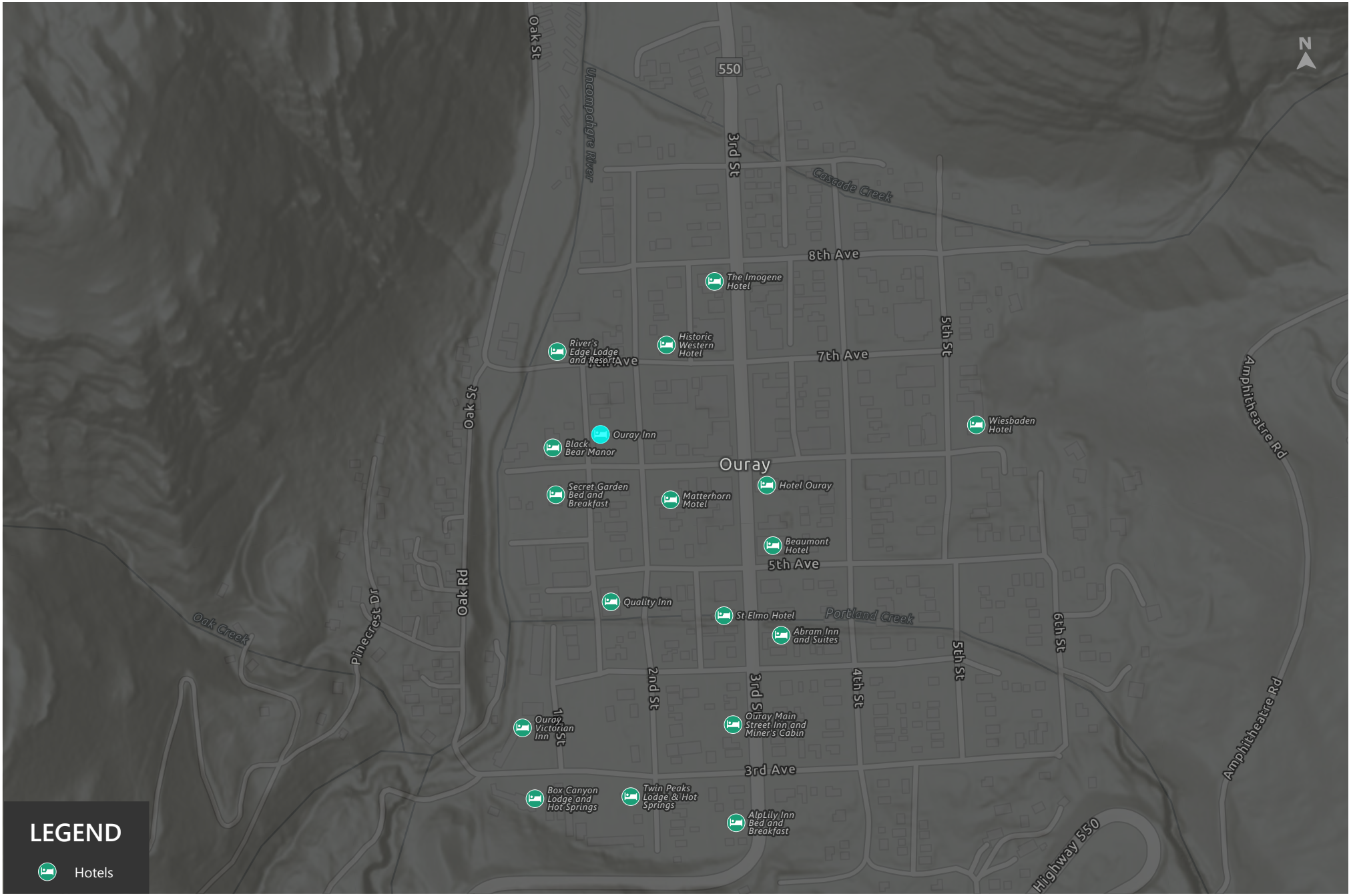

Figure 1

Parking Count Locations

Observations

To supplement data collected by drone, multiple site visits uncovered useful data regarding how different user groups and parking facilities affect parking demand in Ouray.

Trailer Parking

Ouray is essentially surrounded by National Forest and a network of Forest Service Roads, which attracts Off-Highway Vehicle (OHV) enthusiasts from all over the country. These OHVs are typically hauled to Ouray by out of state visitors with large trucks and trailers, many of whom stay in hotels in Ouray. Most of these hotels have little if any, off-street parking and almost none provide trailer parking. This results in these truck-and-trailer combinations parking parallel on City streets, effectively consuming multiple perpendicular parking spaces. Restricting truck-and-trailer parking on city streets could free up some off-street parking on City Streets adjacent to Main Street. However, any changes to truck-and-trailer parking is likely to be controversial and would benefit from public outreach. If restrictions are implemented, education and enforcement will be key to making these restrictions effective. Additionally, dedicated trailer parking areas could be provided somewhere in the City to accommodate these visitors. One possible location that came up was by the ski hill on 3rd Ave. Residents with trailers will need to be granted exceptions, via a trailer parking permit or some other method of distinguishing them from the tourists.

Gravel Side Streets

Aside from Main Street and a few of the east-west avenues, most of Ouray's City Streets are gravel. While these gravel streets add to the charm of Ouray, they make delineation of on-street parking challenging. Several of the observed challenges include:

1. Areas where grass is growing up through the gravel adjacent to City streets, so much so that it is unclear if parking is permitted.

2. Inconsistency in parking orientation; in some areas, vehicles were observed parked diagonally in opposite directions alongside parallel vehicles, all in the same block.

3. In some areas, it is difficult to tell if on-street parking is public or if it is reserved for private use, such as locations adjacent to hotels and townhomes.

Findings

According to both data collected by drone and on-site observations, parking utilization is highest on Main Street during midday, with pockets of high utilization adjacent to hotels at the beginning and end of each day. There is not substantial variation in observed utilization between weekdays and weekend days during the summer.

Across all data collection periods and days, parking utilization was consistently highest on Main Street at 1:00, with multiple blocks seeing utilization above 90% on all four days. Outside of this midday period, though, there is comparative availability throughout Ouray.

Trends by time of day are presented below.

6:00 AM Utilization Trends

Parking in Ouray is broadly available at 6:00 AM. The highest observed utilization was on 3rd Avenue between 1st and 2nd Streets, an area of Ouray with several hotels, motels, and inns in the immediate vicinity. Outside of this block, no other blocks in Ouray were observed with more than 80% utilization, with many blocks being at or below 50% utilization.

8:00 AM Utilization Trends

Similar to trends observed at 6:00 AM, parking in Ouray is broadly available at 8:00 AM, with slightly lower observed utilization on all blocks when compared with 6:00 AM. While utilization is still highest at or near hotels, including the block of 3rd Avenue between 1st and 2nd Streets, utilization has decreased slightly (from 100% at 6:00 AM to 95.7% at 8:00 AM). This is presumably due to overnight guests departing before visitors from outside of town arrive for the day.

1:00 PM Utilization Trends

Parking utilization peaks in Ouray during the middle of the day, with the highest parking utilization recorded along the northern end of Main Street. Between 9th Avenue and 5th Avenue, utilization is consistently over 90% with several blocks experiencing 100% utilization during that time. Blocks adjacent to Main Street on 7th Avenue and 8th Avenue were heavily utilized during this period as well, presumably due to the access to dining options and tour operations, though blocks slightly further away from Main Street and to the south offered reliable parking availability.

7:00 PM Utilization Trends

Parking utilization at 7:00 PM in Ouray generally matches utilization recorded at 1:00 PM, though overall utilization is slightly lower in the evening than at midday. Again, the blocks of Main Street between 9th and 5th Avenues are heavily utilized, though there was slightly more availability than was observed at 1:00 PM.

Distribution of Parking Demand

Mapping parking demand further clarifies the concentration of parking demand in the northern portion of Ouray, both on Main Street and adjacent blocks.

Average Weekday Parking Demand is shown in **Figure 2**, and shows a baseline demand during summer weekdays. This averages parking utilization for all weekday data collection periods, which obscures extreme outliers and provides a better representation of how parking is used throughout an entire day. Over the course of a day, average parking utilization in Ouray is well below available supply.

However, when combining peak demand observed on every block regardless of timing – different blocks peak at different times throughout the day due to adjacent uses and access to amenities – mapping of peak weekday demand reveals that parking is clearly high, as shown in **Figure 3**. That said, there is still parking available on portions of Main Street and adjacent side streets, and on-site observations would suggest that key destinations drive most of that maximum utilization. There are some blocks that experience 100% utilization, though several blocks of Main Street and adjacent side streets did not reach capacity during the data collection periods.

Average weekend demand (**Figure 4**) and peak weekend demand (**Figure 5**) reveal similar trends for weekends and weekdays. While there is routinely available parking throughout Ouray, peak periods suggest that there are opportunities to better manage that demand if stakeholders are interested in implementing management strategies.

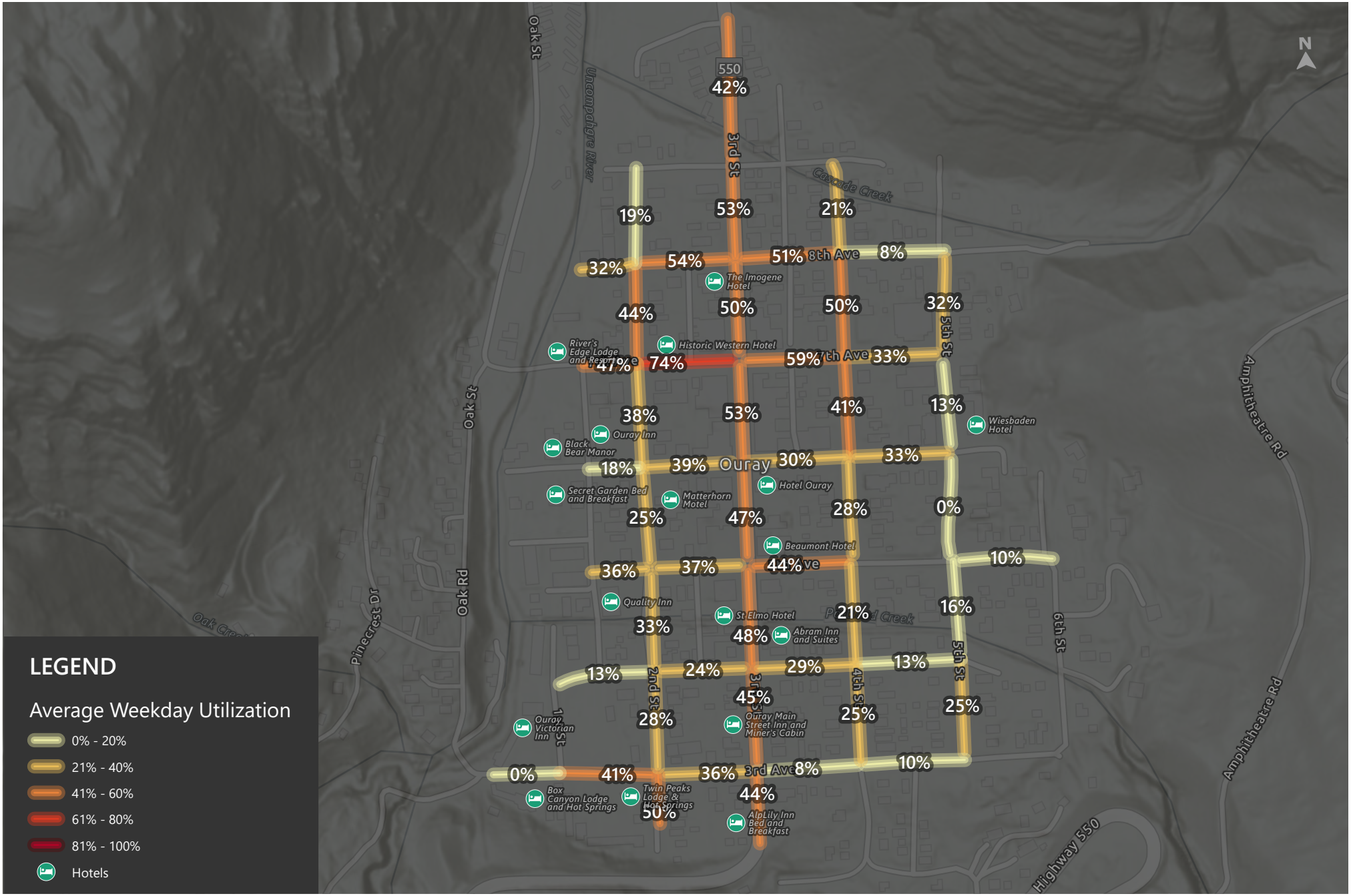

Figure 2

Average Weekday Parking Utilization

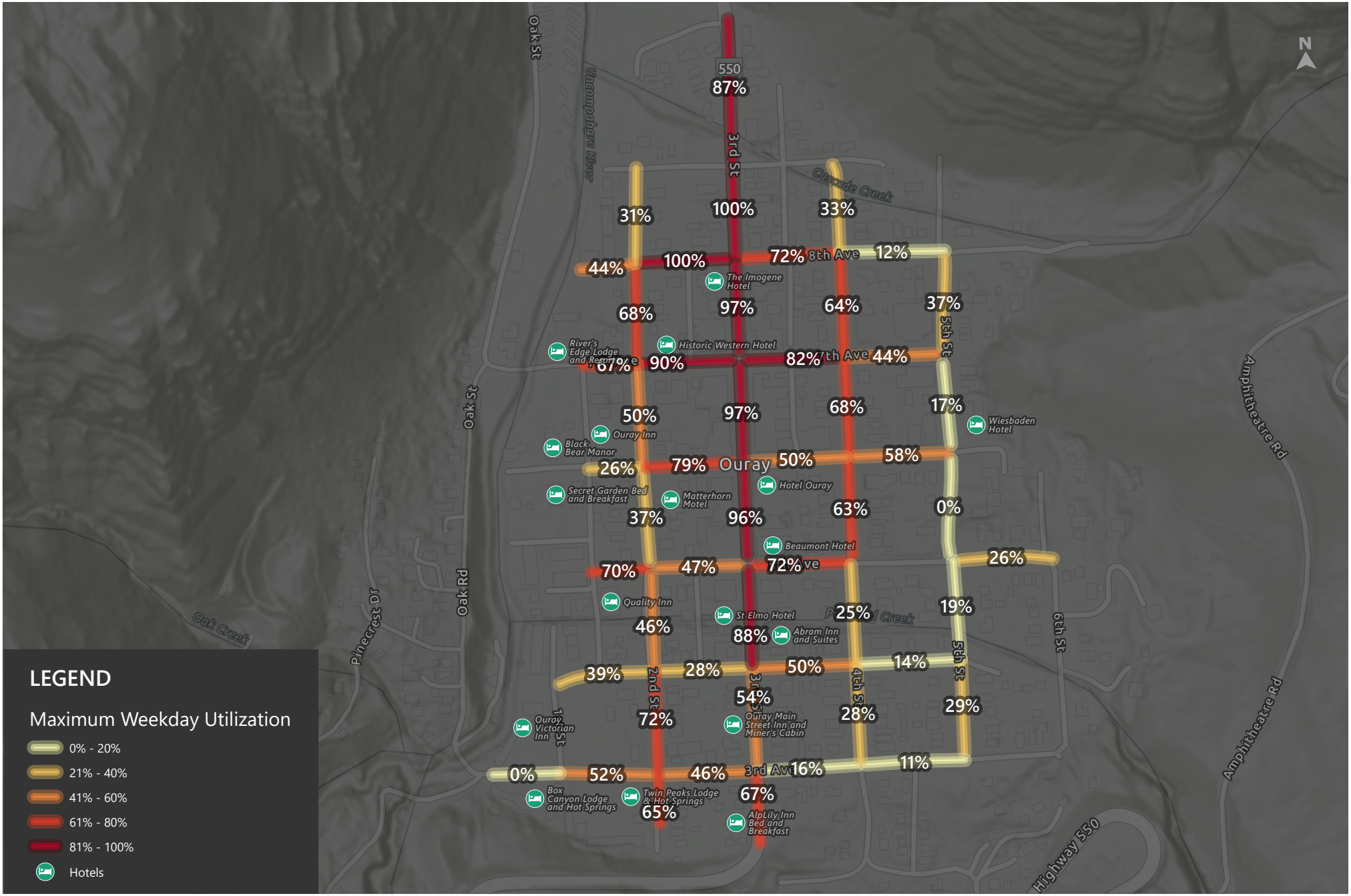

Figure 3

Maximum Weekday Parking Utilization

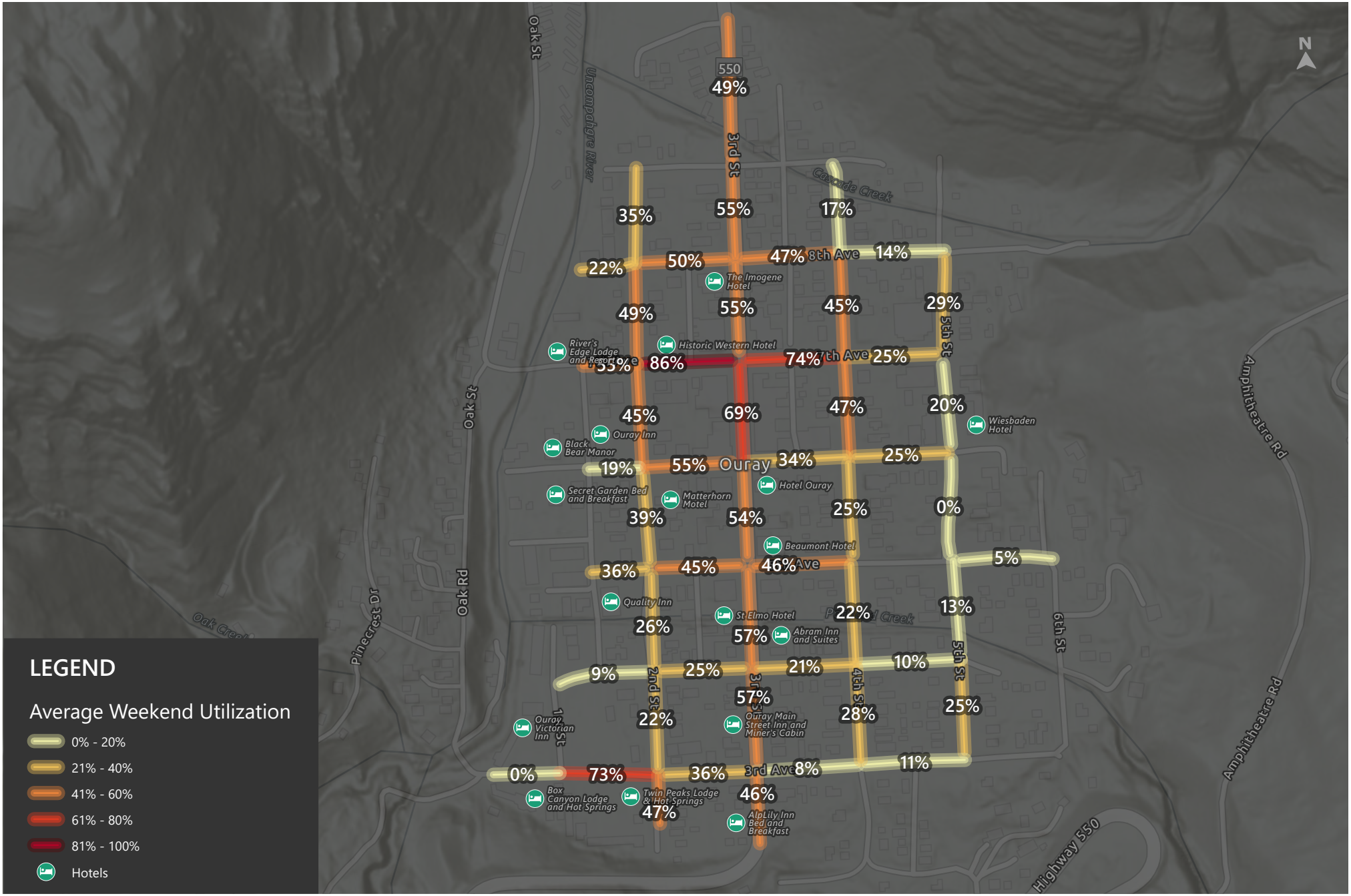

Figure 4

Average Weekend Parking Utilization

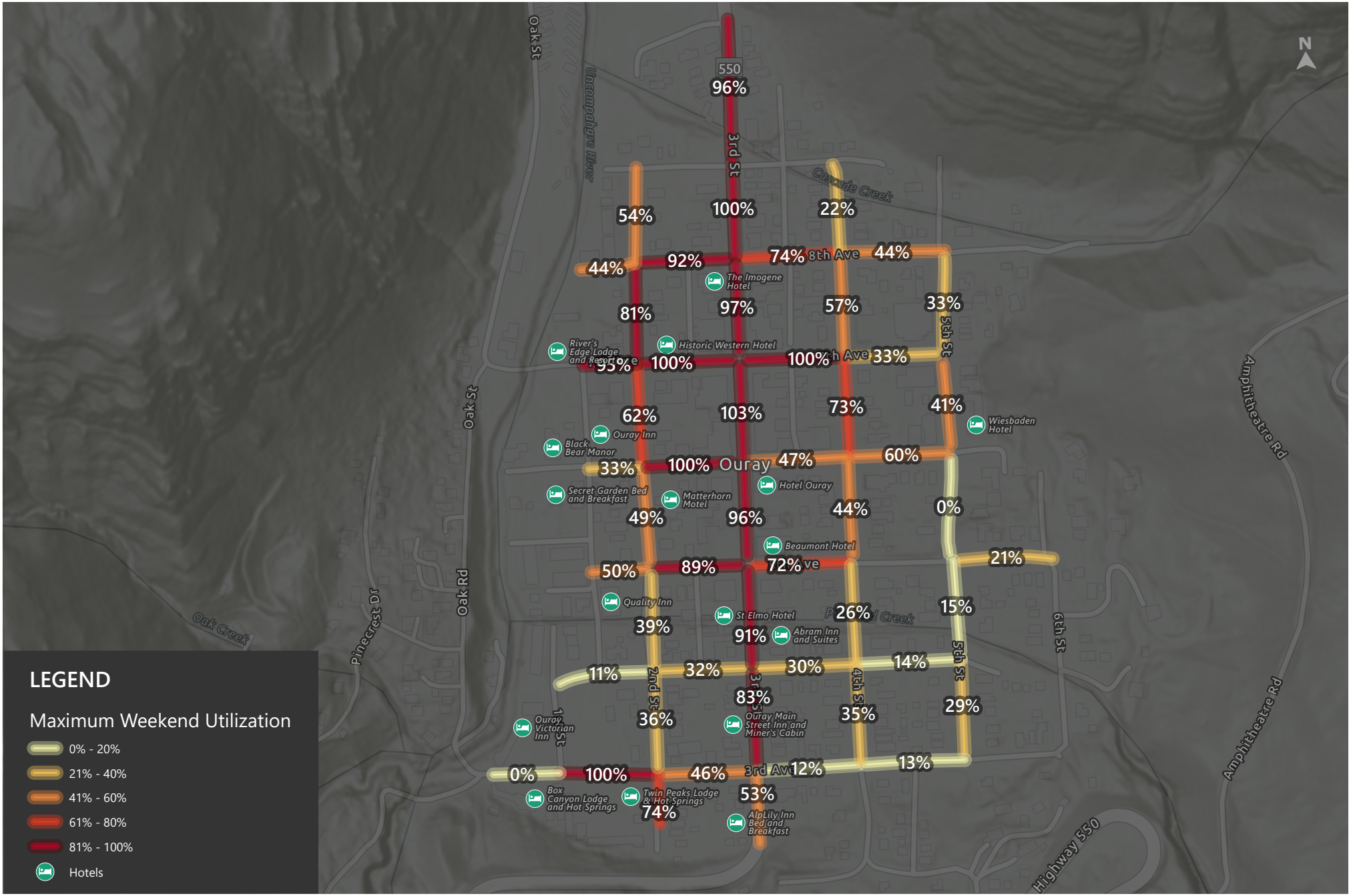

Figure 5

Maximum Weekend Parking Utilization

Parking Management Recommendations

Recommendations for better managing parking in Ouray are separated into primary and secondary strategies. In combination, primary strategies should be pursued more immediately to address surplus parking demand if City leadership are eager to do so. Secondary strategies are likely longer-term or less likely to affect parking utilization in Ouray's context.

All strategies should be considered both in terms of possible benefits and costs, bearing in mind that any displaced parking demand along Main Street is likely to affect adjacent streets. Parking management strategies should not stop visitors from spending time in Ouray, but it could affect where and how they interact with Ouray itself.

Primary Strategies

These primary strategies are recommended as initial steps to increase turnover in areas of peak demand while managing public

Static Signage

Signage is key to efficiently and effectively directing motorists to available parking resources upon entry into Ouray and the downtown area. It can direct users to parking facilities they might have been unaware of and also help fill up parking resources more evenly.

Pros: A relatively simple solution for increasing the efficiency of existing parking facilities.

Cons: Static signs are limited to what can be placed on them. Changes to parking facilities may require the installation of new signage.

Reasons for Recommendation: In Ouray, signage could inform users of other parking facilities they might not have considered, clarifying where parking is or is not permitted, particularly near Main Street.

Activating Time Limits & Restrictions

Time-based parking restrictions prohibit parking for certain periods to save parking resources for particular user groups and also result in better turnover of parking spaces at high-demand locations. In residential areas adjacent to commercial areas, parking time limits are used to discourage long-term parking by commercial employees. In commercial areas, typically by petition of the business/property owners, time limits are used to encourage turnover of parking spaces to provide short-term customer parking and to also discourage business employees from using the

convenient parking stalls near business frontages. Time limits are usually seen as a more palatable middle ground between no restrictions and charging for parking.

Pros: One of the simplest ways to manage longer duration parking demand, drive turnover, and is typically less controversial than paid parking.

Cons: This strategy requires enforcement to be effective, which increases operating costs for the City, and will likely push parking demand to side streets.

Reason for Recommendation: Activating existing time limits in Ouray can shift demand to underutilized facilities, especially when paired with updated signage and enforcement options. Limiting parking in the busiest areas to two hours or less, with the option to further limit duration at key stalls where quick turnover is needed should be considered.

Parking Enforcement

Description: Parking enforcement usually involves a non-peace officer writing and issuing parking citations relating to the violation of codes, laws, regulations, and validation programs pertaining to parking on city streets. If a city intends to stringently enforce time limits, sufficient public notice should be provided prior to initiating enforcement.

Pros: Ensures that other strategies, such as assigning parking locations and enforcing time limits, are effective.

Cons: Entails administrative and operation costs.

Reason for Recommendation: If Ouray implements other promising strategies in certain areas, such as updating signage and implementing time limits, providing additional enforcement in those areas will ensure the success of those strategies.







Updating parking signage with time limits and restrictions and enforcing it is one of the simplest ways of managing parking demand.

Secondary Strategies

Charging for Parking

Description: Charging for parking is a key element in encouraging drivers to use parking efficiently, by directing long-term parking to less convenient spaces and gaining the most productivity from the most desirable spaces. There are many alternatives for collecting parking charges, including traditional parking meters, centralized parking machines, and debit card systems.

Charging for parking should be considered for parking facilities that experience parking demand utilization above 80% - 90% for most of the hours the parking facility is operating. Parking charges should be set to maintain the 80% - 90% parking utilization in the facilities. If charging for parking shifts parking demand to a nearby facility, then charges should be considered at that facility when parking demand utilization is above 80% - 90% for most of the hours the parking facility is operating.

Some paid parking strategies place parking costs on business owners rather than customers. See the summaries below regarding these options.

- *Merchant Programs***:** Some cities or counties run merchant discount parking programs that allow merchants to purchase parking coupons to issue to customers who patronize their establishment. These validation programs can be arranged in various ways to meet the validation needs of interested merchants. Merchants who participate in the programs typically display a sign in the window to inform potential customers that coupons are available with purchases.

- *Parking Benefit Districts*: This strategy is a variation of an on-street parking charge scheme for residential areas. Instead of prohibiting non-resident parking in neighborhoods, as occurs with a residential permit parking program, non-resident parking is allowed for a charge. The charge could be collected with meters, pay-boxes, or monthly passes. Revenues from the fee can flow back to the community, for neighborhood or transportation improvements.

- *Access Control***:** Access to off-street parking can be controlled through both charging and non-charging strategies. An example of a charging strategy is using gate arm controls and requiring payment to exit a facility. Examples of non-charging strategies are creating hang tag or sticker systems for employee parking, and using validation systems that ensure that users are those that the facility is intended for.

Pros: Charging for parking is an effective method to deter the concentration of parking demand in select areas. It can also encourage alternative transportation use and parking turnover.

Cons: Charging for parking is often a highly contested issue that may receive pushback from the public and should only be pursued if other, less controversial methods are proving insufficient in managing demand. Also, parking demand will likely be pushed to side streets.

Reason for Recommendation: While charging for parking is unpopular, it is an effective method for managing parking supply. If charging for parking is considered, then it should be applied to an entire parking facility or street segment to avoid circulation in search of free parking. The strategy can be applied to parking facilities that experience consistent high parking utilization or to an entire region of downtown. Improving pedestrian facilities should also be considered as part of this strategy as some people will search for free parking further from their destination.

Improving Facility Design

Enhancing the design of existing parking facilities can provide additional parking. For instance, changing the layout and orientation of parking stalls can increase parking supply and improve flow through parking facilities. A long-term option, paving some side streets would allow for parking stall striping to increase efficiency of parking utilization and be more intuitive for visitors, potentially decreasing demand on Main Street.

Pros: Potentially alleviates demand without building new parking facilities.

Cons: The cost of redesigning streets and tradeoffs that are required to allow for additional parking supply might not outweigh benefits of additional capacity.

Reason for Recommendation: Improving the design of existing facilities can result in more parking availability and decrease the need to build more facilities. This recommendation could be beneficial for Ouray side streets that are currently gravel and might appear off-limits to visitors, or through restriping portions of Main Street.

Permit Parking Programs

Description: Cities often implement preferential parking districts or permit parking street segments in residential areas to protect these neighborhoods from parking intrusion by employees and customers of nearby businesses. Preferential or permit parking districts restrict parking for all motorists, but area residents and their guests are exempt from the restrictions if they acquire and display permits. Permit parking can also be applied to on-street parking in commercial districts to provide unrestricted parking for residents and employees who work in a parking district.

Pros: Minimizes commercial or spillover parking in residential neighborhoods.

Cons: The cost of implementing and managing the permitted parking program would fall on the City, and require additional enforcement.

Reason for Recommendation: The proximity of residential areas to commercial uses in Ouray could lead to spillover parking if aggressive management strategies are implemented along Main Street; a residential permit program might support existing neighborhood character.

Implementation and Next Steps

Parking in Ouray is essential to the City's thriving economy, and ensuring that there is available parking along Main Street is key to its ongoing success. **The data collected as part of this study shows that that the northern blocks of Main Street do see very high demand for parking during peak periods. However, the data also shows that there is often parking available a short distance from Main Street.** Additional measures can be taken to encourage turnover on Main Street and incentivize longer duration parking on side streets.

All of the recommendations above will require additional administrative effort and come with at least some cost – that should not be minimized. Further, any cost considerations should take into account the likelihood of public opposition to any measures that be seen as burdensome to residents or business owners. While these user groups are likely beneficiaries of making parking more available through enhanced management options, they may also be among the users who are most set in their ways regarding parking in Ouray.

Near-Term Actions

The following steps should be taken if additional parking management is deemed desirable:

Engage With Stakeholders

Any change to parking management in Ouray will be felt by the entire community, and more input from community members should be gathered to help weigh the potential benefits and costs of any new management strategies. City staff, the City Police, business owners, residents, and employees should all be asked to provide input on their understanding of parking challenges in Ouray and possible management solutions. While it is unlikely that a single opinion will pervade through the community, a variety of perspectives will lead to better outcomes for Ouray.

Identify Areas for New Management Strategies

Not all parking in Ouray requires the same level of management, and different strategies should be considered for different areas of the city. These geographies should be informed by data collected as part of this study and by the understanding gathered via engagement earlier in this process. At a high level, Main Street could be managed as one zone, blocks immediately east and west of Main Street could be a second zone, and residential areas that are more removed from Main Street could be a third zone.

Update Signage If and Where Appropriate

If new parking regulations are implemented throughout Ouray, that needs to be made extremely clear to visitors. Time-limited parking on Main Street, clarification of locations where parking is or is not permitted, and head-in as opposed to parallel parking are all appropriate options for updated signage.

Develop Enforcement Capacity

Updated parking regulations will only have meaningful impact on parking utilization if they are paired with enforcement measures pursued by the City. The scope and scale of enforcement will depend on the geographic extent of parking regulations that are updated, seasonality, and hours of activity. This will be the primary ongoing cost in enacting new parking management options in Ouray, and must be thoroughly vetted as part of this process. If the scope of parking enforcement is sufficiently constrained, it could be incorporated into workloads of other staff. However, if additional staff capacity is needed, anticipate the need for one or two full-time equivalents being devoted to parking enforcement. Initial parking enforcement could begin with courtesy notices to establish habits before pursuing full citations.

Respond to Changes in Parking Demand Stemming From Summer Shuttle Pilot

The City is piloting a free, in-town shuttle service that will run a consistent loop around the City, serving extremity parking areas, from morning to evening during the summer months. The effects of this program on where visitors choose to park could be impactful to parking demand in Ouray, and decreases in Main Street parking utilization could shift as a result. If demand is adequately reduced, more aggressive management strategies might not be warranted.

Mid-Term Actions

Following the measures above, additional actions could be pursued if needed:

Redesign and Update Facilities

The gravel streets of Ouray are certainly part of its charm, but their condition might turn visitors away from using them as parking alternatives, particularly in inclement weather. If additional parking capacity is critical to managing parking demand in Ouray, making parking on side streets more appealing could help alleviate demand.

Establish or Expand Trailer Parking Areas

Restricting truck-and-trailer parking on city streets could free up some off-street parking on City Streets adjacent to Main Street. If restrictions are implemented, education and enforcement will be key to making these restrictions effective. One possible location that has been suggested is by the ski hill on 3rd Ave. Repeat visitors are likely to be frustrated by this change, and residents with trailers will need to be granted exceptions, via a trailer parking permit or some other method of distinguishing them from visitors.

Residential Parking Permit Program

If parking management on Main Street is effective to the extent that it is pushing parking demand to elsewhere in Ouray, a residential parking permit program could be implemented to ensure non-local traffic is parking away from residential areas. The administrative effort required to implement and manage such programs is substantial and should only be pursued if excess demand is persistent and affecting residential areas.

Paid Parking

Charging for parking is an extremely effective method for managing parking demand, but it is also an aggressive tactic that is very likely to meet resistance from community members. Paid parking should only be considered after other options have been tested and proven inadequate, and any entity responsible for implementing such a program should pursue this strategy cautiously. Paid parking programs are rarely cashflow positive due to the substantial startup and maintenance costs, and a paid parking program should not be pursued as a revenue generator for Ouray, instead focusing on the program as a parking management strategy.

Paid Parking – Additional Considerations

Paid parking programs are tailored to the contexts in which they are implemented. For Ouray, a handful of key questions would need to be addressed before implementation:

- What sort of payment method would be used?
  - Increasingly, municipalities are using mobile application-based payment solutions, from which vendors collect a fraction of each payment, though Ouray's context suggests that a mix of app-based and physical pay stations would likely be needed
- How will payment be enforced?
  - Simpler, manual options are more labor intensive, but come with lower upfront costs compared to higher tech options

- When would the program be in effect?
  - Focusing on the peak summer season is understandable, but does call into question allocation of ongoing maintenance costs for program elements
- Is there adequate parking supply to accommodate displaced parking demand stemming from implementing paid parking?
  - Some parking demand will be displaced to side streets, and ensuring adequate supply on those side streets is essential to managing some of a paid parking program's results

Paid Parking – Initial Cost Estimates

At a high level, the potential costs of a paid parking program are as follows:

- App-based program: $0.20 – $0.35 / transaction
- License plate-reader (for enforcement): $30,000 - $80,000
  - Annual maintenance and/or fees of $2,000 - $3,000
- Pay station kiosk: $10,000 - $12,000 / kiosk
  - Ongoing software and maintenance costs: variable
- Enforcement Staff: $55,000 / year

As an example, a paid parking program could be implemented on Main Street, between 3rd Avenue to 9th Avenue, covering 146 parking stalls. Focusing on the peak period of June 1 – September 30, and assuming roughly 50% utilization during a 12-hour/day paid parking program, that would result in **approximately $105,000 in gross revenue** at $1/hour.

The startup costs of a paid parking program, including minimal staffing, use of manual enforcement methods, and one payment kiosk on each block face at $10,000/unit, **the costs for the first year of operation for a program would be approximately $175,000** ($120,000 for equipment, $55,000 for staff). If an additional City staff person is needed to cover customer service issues and coordinate parking program-related maintenance activities, the cost would increase further.

In the second and subsequent years, operating costs would consist of staffing, equipment maintenance, and any software costs that could come with kiosks. Assuming a maintenance cost of 15% of the purchase price, and maintaining a single staff member at $55,000, would result in ongoing costs of $70,000 before any software fees. **This would mean that a paid parking program could break even in five years**. These cost estimates are preliminary and any resulting costs must be thoroughly considered against projected revenues.

Ongoing maintenance costs for such a program would decrease substantially from the first year, though the resulting cost will vary substantially on staffing needs and regular maintenance costs.

Paid parking is an undeniably effective method for managing parking demand, but in addition to the capital and operating costs, the political costs stemming from implementing such a program must be contemplated when considering such a program.

Conclusion

Ultimately, parking demand in Ouray is an indication of its economic vitality in a tourism-driven economy. The primary task for decision makers in Ouray is to strike the right balance between maintaining its economic engine and ensuring that quality of life stays at or above current standards. Towns with an excess of parking supply are often sleepy and dull, whereas towns that do not have adequate parking for residents, visitors, and workers can struggle to stay active and attractive. Ouray's active downtown is key to its appeal, and that will continue under a balanced approach to parking management in the coming years.

There is existing parking capacity within one block of main street, even during the busiest times. Ouray is currently not at risk of running out of parking spaces on a typical summer day. Improvements could be made to increase the availability, perceived availability, and efficiency of existing side street parking spaces. If increased turnover on Main Street is a goal of the community, time-limited parking or paid parking could be considered. However, there are capital and political costs associated with these changes that would need to be vetted with the community.

If a different approach to managing parking in Ouray is pursued, it will need to be an iterative process that relies on gathering regular feedback from all users to inform any adjustments to parking in Ouray in the future. Fully considering the total benefits and costs of any changes to parking management in Ouray should be fundamental to any decision regarding changes in parking management.

Future Agenda Items / Work Session Topics

- Work Session: Ice Park Operations Update – December 7 (3:30pm)
- Work Session: Deed Restriction Template (Eva Henson) – December 7 (4:30pm)
- Discussion: Mineral Farms – December 7
- Discussion: Resolution No. 14 (Series 2022) Remote Participation – December 7
- Work Session: Waterview Phase II (Paul Major) – December 21 (3:30pm)
- Work Session: STR Excise Tax / Housing Project Funds – December 21 (4:30pm)
- Discussion: Lodging Definitions (Bed & Breakfast, Lodging Business, Principal Use) – TBD

2027 Items / Topics

- Work Session: Ouray Hot Spring Fitness Center – TBD
- Discussion: Wayfinding Way Forward – TBD
- Discussion: Tobacco Retail Licensing – TBD

The schedule of future agenda items and work session topics is provided for informational purposes only.
Dates, times, and topics are subject to change.

11/13/2026

CITY OF OURAY ADMINISTRATION

P.O. Box 468
320 6th Avenue
Ouray, CO 81427
(970) 325-7211

Date: November 16, 2026
To: Ouray City Council
From: Michelle Metteer, City Administrator
Re: City Council Administration Report

Colorado Circular Communities
Kara and I met with Marianne Mate of Colorado Circular Communities and discussed opportunities for the advancement of a circular economy (think recycling, composting, ect.). We mainly discussed low cost options and grant opportunities that may be available through the C3 program. Depending on the Council's interest, there could be grant funding to support activities that expand access to Colorado's circular economy. Learn more.

Lodging EQR Declarations
Our internal team reviewed the current work load and the ability to begin addressing commercial, specifically lodging, EQRs. After review, the team believes we can begin the process which started this week by making phone calls to lodging establishments for the purpose of on-site inspections. We are hopeful to tackle anywhere between 2-4 inspections a week.

FEMA Public Assistance Meeting
The City continues to work with FEMA representatives for the public assistance reimbursement process. Right now we're reviewing the costs associated with the initial response (first two days) and finding expenses the City incurred during this time which may be considered for reimbursement.

Committee Requirements Update
I will be working to create a draft update to the City Code to eliminate the requirement for the Main Street Committee to have seats filled based on the participation in other City-based committees. Council will instead consider language to allow the Main Street Committee to be populated on an at-large basis in the hopes we can achieve greater participation.

Third-Party Events Review (Organizational efficiency)
City staff has started reviewing events held in town by third parties and the amount of City staff labor required to facilitate these events. Ouray is fortunate to have so many great events hosted in our community throughout the year, however it's important we ensure these events are self-sustaining and do not require extensive amounts of staff bandwidth in order to operate. To ensure we continue to work efficiently, staff hours are constantly being reviewed and I believe third party events are an area where we can achieve a higher level of efficiency. More to come on this effort.

OX2/OX6 Next Steps
Last addressed, OX2/OX6 left off with the 2024 Agreement which identifies the need for extended system testing of a new design which will allow for the use of heat, but not the depletion of the aquifer. This has not been discussed since bringing the new Council onboard, so I'll plan to have Steve Bushong, water attorney, join this Council at a future date to discuss the prior Agreements and next steps.

Lodging Definitions

The Planning Commission held their regularly scheduled meeting on November 10th and as part of their agenda they reviewed the proposed updated to lodging definitions. This work will help to create more clarity in the code as well as the administration of short term rentals and lodging units which ultimately affect excise and LOT revenues. From their initial discussion, the Planning Commission determined the need for a secondary review of these definitions which will occur at the December meeting, after which, an Ordinance will be brought to the Council for consideration.

Planning Commission Appointments Process Outline

Joe Gillman, Community Resource Officer, has created the following outline which will be utilized as the framework for the upcoming Planning Commission appointment process:

1. Formally notify the PC at the November meeting of pending vacancies (individual PC members will be contacted prior to this meeting to notify them of their term expiration).
2. Advertise vacancies through City platforms - website, press release, social media, posted signage, etc - with a specific application deadline.
3. Make applications available on the website and in hard copy at City Hall.
4. Collect applications and determine eligibility.
5. Notify eligible applicants that their application will be forwarded to the CC and that there will be a formal (but applicant optional) interview with the CC.
6. Forward eligible applications to CC with a brief outline of the expected schedule.
7. Schedule applicant interviews with CC at the second regularly scheduled meeting of January and outline of protocols.
8. Provide the CC with a brief outline of interview protocol and sample interview questions for their review.
9. CC interviews applicants.
10. CC seeks motion and approval of candidate(s) from the interview pool to fill vacancies either at the second January meeting, or the first February meeting.
11. Appointees begin their term at the first PC meeting in March.

320 6th Avenue
PO Box 468
Ouray, Colorado 81427

CITY OF OURAY COLORADO

970.325.7211
Fax 970.325.7212
info@cityofouray.com

Date: November 16, 2026
To: Ouray City Council
From: Kara Rhoades, Finance and Administration Director / City Clerk - Treasurer
Re: City Council Update

Administration & Personnel

- Staff requests that Council schedule a formal discussion regarding a proposal to close the administrative offices to the public on Fridays. Establishing a closed-door workday provides operational and financial advantages:
  - Team members will have dedicated, uninterrupted time to process transactions, attend trainings, schedule meetings, and implement software changes.
  - Remaining personnel can effectively absorb reallocated tasks and prevent service backlogs while managing demanding workloads.
  - The City will realize direct cost savings through reduced overtime and compensatory time pay.
  - Mitigating staff burnout in a downsized office supports retention, saving the City the substantial recruitment, advertising, and onboarding costs associated with turnover.

Finance

- Staff will begin preparing a Request for Proposals for independent auditing services to conduct the City's upcoming 2026 financial audit.
- General ledger audits have resumed, with active adjustments being made to legacy asset and liability accounts containing outdated entries. The Director is clearing these out to establish an accurate financial foundation, moving forward with accurate 2026 actuals and 2027 accruals.
- Finance staff has been working closely with pool staff to review and revamp cash handling and bank deposit processes to strengthen internal controls and ensure operational consistency.

Projects

- Caselle Software Enhancements
- Extended Producer Responsibility (EPR) Program – Circular Action Alliance
- Document Cleanup & Records Management

CITY OF OURAY FUND BALANCE SUMMARY

	GOVERNMENT FUNDS					ENTERPRISE FUNDS						
	GENERAL	CONSERV.TRUST	TOURISM	CAP. IMPROV.	BEAUTIFICATION	WATER	SEWER	UTILITIES-CI	REFUSE	PARKS	TOTAL NET POSITION	FIRE PENSION
2025 AUDITED												
BEGINNING FUND BAL	4,484,233	34,364	1,091,493	1,634,403	146,340	193,028	1,036,878	(2,342,503)	64,312	1,429,921	7,772,469	1,030,041
ADD: REVENUES	4,470,240	11,979	844,861	769,634	112,163	865,159	1,000,806	5,997,177	352,328	4,224,632	18,648,979	190,149
LESS: EXPENDITURES	5,764,897	-	552,621	647,671	95,589	722,188	902,991	1,854,706	336,387	3,959,670	14,836,720	64,693
ENDING FUND BALANCE	3,189,576	46,343	1,383,733	1,756,366	162,914	335,999	1,134,693	1,799,968	80,253	1,694,883	11,584,728	1,155,496
2026 @ 9/30												
BEGINNING FUND BAL	3,189,576	46,343	1,383,733	1,756,366	162,914	335,999	1,134,693	1,799,968	80,253	1,694,883	11,584,728	1,155,496
ADD: REVENUES	3,815,266	8,395	643,059	545,927	80,808	682,571	758,269	1,099,367	262,300	3,245,809	11,141,771	77,196
LESS: EXPENDITURES	2,716,132	-	534,584	50,797	21,871	519,657	593,552	1,113,210	262,277	2,319,534	8,131,613	62,269
ENDING FUND BALANCE	4,288,711	54,738	1,492,208	2,251,495	221,851	498,913	1,299,410	1,786,126	80,276	2,621,158	14,594,885	1,170,423
TABOR (3% of 2025 Gov Funds Exp)	(211,823)										(211,823)	
Additional Reserves per Council	(1,545,410)		(294,015)			(362,148)	(397,853)			(1,817,423)	(4,416,849)	
Restricted Fund Balance:												
Council Reserves **	-	-	(200,000)	(85,000)	-	-	-	-	-	-	(285,000)	
Affordable Housing Fund	(636,177)										(636,177)	
Cumulative Flume Tax	(808,174)										(808,174)	
	1,087,127	54,738	998,193	2,166,495	221,851	136,765	901,557	1,786,126	80,276	803,735	8,236,862	

Total Fund Balance - Government Funds 4,528,404 **Total Fund Balance - Enterprise Funds** 3,708,458 -

** Resolution 18 - 2021

CIF - $245,000 (10,000 - Gazebo (10,000+ spent), 65,000 - Pickleball/Basketball Court, 20,000 - Skate Park, 150,000 - Fellin Park Restrooms (150,000+ spent))
TF - $250,000 - Fellin Park Stage ($50,000 spent)

Fund Balances = Caselle

LEGEND
- Revenue > Expense
- Expense > Revenue (unexpected)
- Expense > Revenue (expected)

CITY OF OURAY
FUND SUMMARY
FOR THE 9 MONTHS ENDING SEPTEMBER 30, 2026

GENERAL FUND

	PERIOD ACTUAL	YTD ACTUAL	BUDGET	VARIANCE	PCNT
REVENUE					
TAXES	439,483.51	2,685,545.20	3,553,573.00	868,027.80	75.6
GRANTS/CONTRIBUTIONS	46,831.07	456,196.06	756,000.00	299,803.94	60.3
PERMITS & FEES	7,527.31	158,427.52	163,350.00	4,922.48	97.0
OTHER REVENUES	(21,068.73)	342,020.32	481,511.18	139,490.86	71.0
COMMUNITY CENTER	2,280.00	8,580.00	7,000.00	(1,580.00)	122.6
OTHER PARKS REVENUES	3,219.00	14,780.60	78,350.00	63,569.40	18.9
PROPERTY TAXES -FLUMES	8,032.12	149,716.67	154,671.00	4,954.33	96.8
	486,304.28	3,815,266.37	5,194,455.18	1,379,188.81	73.5
EXPENDITURES					
GENERAL GOVERNMENT EXPENSES:					
SALARIES AND WAGES	41,847.57	326,542.29	542,910.08	216,367.79	60.2
TAXES & BENEFITS	14,205.44	113,965.41	187,541.90	73,576.49	60.8
OVERHEAD	12,293.84	83,512.44	90,326.00	6,813.56	92.5
OPERATING MAINTENANCE	81,869.51	629,264.50	775,785.00	146,520.50	81.1
CAPITAL EXPENDITURES	439.36	46,400.06	27,050.00	(19,350.06)	171.5
EMERGENCY SERVICES CENTER	(230,155.69)	(106,295.95)	124,950.00	231,245.95	(85.1)
	(79,499.97)	1,093,388.75	1,748,562.98	655,174.23	62.5
POLICE DEPT. EXPENSES:					
SALARIES AND WAGES	10,032.59	141,293.55	748,295.52	607,001.97	18.9
TAXES & BENEFITS	14,038.47	88,162.46	285,353.43	197,190.97	30.9
OVERHEAD	15,482.26	117,338.45	150,299.00	32,960.55	78.1
OPERATING MAINTENANCE	48,721.31	374,566.60	184,082.00	(190,484.60)	203.5
CAPITAL EXPENDITURES	.00	.00	7,400.00	7,400.00	.0
	88,274.63	721,361.06	1,375,429.95	654,068.89	52.5

CITY OF OURAY
FUND SUMMARY
FOR THE 9 MONTHS ENDING SEPTEMBER 30, 2026

GENERAL FUND

	PERIOD ACTUAL	YTD ACTUAL	BUDGET	VARIANCE	PCNT
FIRE DEPT. EXPENSES:					
SALARIES AND WAGES	2,288.67	27,105.94	40,000.00	12,894.06	67.8
TAXES & BENEFITS	1,372.63	7,808.14	7,727.00	(81.14)	101.1
OVERHEAD	3,937.03	26,751.09	31,166.00	4,414.91	85.8
OPERATING MAINTENANCE	7,430.53	52,330.88	125,300.00	72,969.12	41.8
CAPITAL EXPENDITURES	41,831.07	41,831.07	19,100.00	(22,731.07)	219.0
	56,859.93	155,827.12	223,293.00	67,465.88	69.8
PUBLIC WORKS DEPT. EXPENSES:					
SALARIES AND WAGES	14,018.05	110,316.33	191,917.17	81,600.84	57.5
TAXES & BENEFITS	7,499.42	45,638.13	75,516.00	29,877.87	60.4
OVERHEAD	5,613.00	43,751.69	38,971.00	(4,780.69)	112.3
OPERATING MAINTENANCE	4,397.16	129,779.96	259,194.00	129,414.04	50.1
CAPITAL EXPENDITURES	6,184.74	16,877.50	717,500.00	700,622.50	2.4
CAPITAL IMPRV - FLUMES/STREETS	.00	.00	170,000.00	170,000.00	.0
	37,712.37	346,363.61	1,453,098.17	1,106,734.56	23.8
COMMUNITY CENTER EXPENSES:					
SALARIES AND WAGES	5,694.42	36,029.61	68,673.79	32,644.18	52.5
TAXES & BENEFITS	2,838.19	21,237.82	34,595.08	13,357.26	61.4
OVERHEAD	1,707.33	14,763.85	24,592.00	9,828.15	60.0
OPERATING MAINTENANCE	1,373.92	11,816.66	18,540.00	6,723.34	63.7
CAPITAL EXPENDITURES	.00	.00	8,000.00	8,000.00	.0
	11,613.86	83,847.94	154,400.87	70,552.93	54.3
OTHER PARKS EXPENSES:					
SALARIES AND WAGES	13,638.04	95,296.99	193,814.94	98,517.95	49.2
TAXES & BENEFITS	5,106.62	33,362.58	55,062.01	21,699.43	60.6
OVERHEAD	4,228.06	23,385.68	29,608.00	6,222.32	79.0
OPERATING MAINTENANCE	16,235.09	120,388.69	178,900.00	58,511.31	67.3
CAPITAL EXPENDITURES	322.02	1,724.14	32,000.00	30,275.86	5.4
	39,529.83	274,158.08	489,384.95	215,226.87	56.0

CITY OF OURAY
FUND SUMMARY
FOR THE 9 MONTHS ENDING SEPTEMBER 30, 2026

GENERAL FUND

	PERIOD ACTUAL	YTD ACTUAL	BUDGET	VARIANCE	PCNT
SKI TOW EXPENSES:					
SALARIES AND WAGES	541.75	6,462.03	19,906.83	13,444.80	32.5
TAXES & BENEFITS	591.34	2,887.87	5,733.72	2,845.85	50.4
OVERHEAD	1,007.26	2,300.74	3,322.00	1,021.26	69.3
OPERATING MAINTENANCE	.00	507.61	9,100.00	8,592.39	5.6
	2,140.35	12,158.25	38,062.55	25,904.30	31.9
ICE RINK/ROTARY PARK EXPENSES:					
SALARIES AND WAGES	891.14	9,090.72	17,269.58	8,178.86	52.6
TAXES & BENEFITS	697.68	5,155.84	7,634.18	2,478.34	67.5
OVERHEAD	94.20	4,452.53	9,467.00	5,014.47	47.0
OPERATING MAINTENANCE	2,074.78	10,327.76	18,400.00	8,072.24	56.1
	3,757.80	29,026.85	52,770.76	23,743.91	55.0
	160,388.80	2,716,131.66	5,535,003.23	2,818,871.57	49.1
	325,915.48	1,099,134.71	(340,548.05)	(1,439,682.76)	322.8

CITY OF OURAY
FUND SUMMARY
FOR THE 9 MONTHS ENDING SEPTEMBER 30, 2026

WATER FUND

	PERIOD ACTUAL	YTD ACTUAL	BUDGET	VARIANCE	PCNT
REVENUE					
CUSTOMER REVENUE	75,859.39	682,656.97	948,399.00	265,742.03	72.0
OTHER REVENUES	(3,186.33)	(86.37)	19,650.00	19,736.37	(.4)
	72,673.06	682,570.60	968,049.00	285,478.40	70.5
EXPENDITURES					
WATER EXPENSES:					
SALARIES AND WAGES	27,282.57	215,329.73	388,735.42	173,405.69	55.4
TAXES & BENEFITS	11,598.14	94,302.51	136,525.00	42,222.49	69.1
OVERHEAD	9,368.37	58,453.81	69,681.00	11,227.19	83.9
OPERATING MAINTENANCE	13,153.76	146,787.86	269,395.00	122,607.14	54.5
CAPITAL EXPENDITURES	.00	4,782.73	13,000.00	8,217.27	36.8
	61,402.84	519,656.64	877,336.42	357,679.78	59.2
	61,402.84	519,656.64	877,336.42	357,679.78	59.2
	11,270.22	162,913.96	90,712.58	(72,201.38)	179.6

CITY OF OURAY
FUND SUMMARY
FOR THE 9 MONTHS ENDING SEPTEMBER 30, 2026

SEWER FUND

	PERIOD ACTUAL	YTD ACTUAL	BUDGET	VARIANCE	PCNT
REVENUE					
CUSTOMER REVENUE	83,947.11	754,348.64	1,034,230.00	279,881.36	72.9
OTHER REVENUES	(5,547.80)	3,920.30	37,150.00	33,229.70	10.6
	78,399.31	758,268.94	1,071,380.00	313,111.06	70.8
EXPENDITURES					
SEWER EXPENSES:					
SALARIES AND WAGES	30,588.17	229,825.22	426,356.11	196,530.89	53.9
TAXES & BENEFITS	11,819.23	99,751.83	142,755.99	43,004.16	69.9
OVERHEAD	23,163.54	119,895.19	158,225.00	38,329.81	75.8
OPERATING MAINTENANCE	15,649.07	144,080.19	282,800.00	138,719.81	51.0
CAPITAL EXPENDITURES	.00	.00	11,000.00	11,000.00	.0
	81,220.01	593,552.43	1,021,137.10	427,584.67	58.1
	81,220.01	593,552.43	1,021,137.10	427,584.67	58.1
	(2,820.70)	164,716.51	50,242.90	(114,473.61)	327.8

CITY OF OURAY
FUND SUMMARY
FOR THE 9 MONTHS ENDING SEPTEMBER 30, 2026

REFUSE/RECYCLE FUND

	PERIOD ACTUAL	YTD ACTUAL	BUDGET	VARIANCE	PCNT
REVENUE					
REFUSE REVENUE	23,610.63	219,608.41	295,754.00	76,145.59	74.3
RECYCLE REVENUE	4,769.45	42,691.62	58,730.00	16,038.38	72.7
	28,380.08	262,300.03	354,484.00	92,183.97	74.0
EXPENDITURES					
REFUSE EXPENSES:					
OPERATING MAINTENANCE	47,628.38	218,519.18	302,128.00	83,608.82	72.3
	47,628.38	218,519.18	302,128.00	83,608.82	72.3
RECYCLE EXPENSES:					
OPERATING MAINTENANCE	9,684.19	43,758.22	65,228.00	21,469.78	67.1
	9,684.19	43,758.22	65,228.00	21,469.78	67.1
	57,312.57	262,277.40	367,356.00	105,078.60	71.4
	(28,932.49)	22.63	(12,872.00)	(12,894.63)	.2

CITY OF OURAY
FUND SUMMARY
FOR THE 9 MONTHS ENDING SEPTEMBER 30, 2026

UTILITY - CI FUND

	PERIOD ACTUAL	YTD ACTUAL	BUDGET	VARIANCE	PCNT
REVENUE					
WATER REVENUES	55,439.07	345,554.65	501,745.00	156,190.35	68.9
SEWER REVENUES	100,583.60	753,812.77	1,071,432.00	317,619.23	70.4
	156,022.67	1,099,367.42	1,573,177.00	473,809.58	69.9
EXPENDITURES					
UTILITY-CI WATER EXPENSES:					
CAPITAL EXPENDITURES	11,995.78	17,245.78	.00	(17,245.78)	.0
DEBT SERVICE	.00	91,294.74	350,014.00	258,719.26	26.1
	11,995.78	108,540.52	350,014.00	241,473.48	31.0
UTILITY-CI SEWER EXPENSES:					
CAPITAL EXPENDITURES	28,192.62	50,094.64	.00	(50,094.64)	.0
DEBT SERVICE	.00	954,574.46	954,574.00	(.46)	100.0
	28,192.62	1,004,669.10	954,574.00	(50,095.10)	105.3
	40,188.40	1,113,209.62	1,304,588.00	191,378.38	85.3
	115,834.27	(13,842.20)	268,589.00	282,431.20	(5.2)

CITY OF OURAY
FUND SUMMARY
FOR THE 9 MONTHS ENDING SEPTEMBER 30, 2026

CAPITAL IMPROVEMENTS FUND

	PERIOD ACTUAL	YTD ACTUAL	BUDGET	VARIANCE	PCNT
REVENUE					
CAPITAL IMPROVEMENT REVENUES	92,869.93	545,926.52	807,130.00	261,203.48	67.6
	92,869.93	545,926.52	807,130.00	261,203.48	67.6
EXPENDITURES					
CAPITAL IMPROVEMENT EXPENSES:					
CAPITAL EXPENDITURES	.00	50,797.08	2,159,500.00	2,108,702.92	2.4
	.00	50,797.08	2,159,500.00	2,108,702.92	2.4
	.00	50,797.08	2,159,500.00	2,108,702.92	2.4
	92,869.93	495,129.44	(1,352,370.00)	(1,847,499.44)	36.6

CITY OF OURAY
FUND SUMMARY
FOR THE 9 MONTHS ENDING SEPTEMBER 30, 2026

PARKS FUND

	PERIOD ACTUAL	YTD ACTUAL	BUDGET	VARIANCE	PCNT
REVENUE					
POOL REVENUES	197,068.61	2,578,616.22	3,626,398.00	1,047,781.78	71.1
BOX CANON REVENUES	112,379.00	630,294.94	741,500.00	111,205.06	85.0
GYM REVENUES	1,751.00	28,981.00	46,000.00	17,019.00	63.0
ICE PARK REVENUES	.00	.00	16,000.00	16,000.00	.0
VIA FERRATA REVENUES	836.76	7,916.76	43,500.00	35,583.24	18.2
	312,035.37	3,245,808.92	4,473,398.00	1,227,589.08	72.6
EXPENDITURES					
POOL EXPENSES:					
SALARIES AND WAGES	89,377.41	789,357.34	1,224,606.61	435,249.27	64.5
TAXES & BENEFITS	36,264.19	230,455.01	375,311.00	144,855.99	61.4
OVERHEAD	44,473.67	317,209.63	402,859.00	85,649.37	78.7
OPERATING MAINTENANCE	35,690.49	278,226.26	391,815.00	113,588.74	71.0
CAPITAL EXPENDITURES	110,830.00	97,101.91	903,322.00	806,220.09	10.8
DEBT SERVICE	.00	104,910.79	513,822.00	408,911.21	20.4
	316,635.76	1,817,260.94	3,811,735.61	1,994,474.67	47.7
BOX CANON EXPENSES:					
SALARIES AND WAGES	11,849.68	75,222.09	128,528.21	53,306.12	58.5
TAXES & BENEFITS	3,272.37	24,228.98	38,872.76	14,643.78	62.3
OVERHEAD	13,836.17	58,680.48	49,432.00	(9,248.48)	118.7
OPERATING MAINTENANCE	429.53	26,765.91	28,600.00	1,834.09	93.6
CAPITAL EXPENDITURES	.00	30,200.00	20,000.00	(10,200.00)	151.0
	29,387.75	215,097.46	265,432.97	50,335.51	81.0

CITY OF OURAY
FUND SUMMARY
FOR THE 9 MONTHS ENDING SEPTEMBER 30, 2026

PARKS FUND

	PERIOD ACTUAL	YTD ACTUAL	BUDGET	VARIANCE	PCNT
GYM EXPENSES:					
SALARIES AND WAGES	1,166.66	8,506.38	17,050.18	8,543.80	49.9
TAXES & BENEFITS	787.59	6,062.70	6,117.95	55.25	99.1
OVERHEAD	346.89	2,261.49	2,760.00	498.51	81.9
OPERATING MAINTENANCE	987.72	4,656.07	15,600.00	10,943.93	29.9
CAPITAL EXPENDITURES	.00	2,002.04	.00	(2,002.04)	.0
	3,288.86	23,488.68	41,528.13	18,039.45	56.6
ADMINSTRATION EXPENSES:					
SALARIES AND WAGES	13,602.76	132,040.84	239,121.64	107,080.80	55.2
TAXES & BENEFITS	4,897.14	50,784.03	78,256.70	27,472.67	64.9
OPERATING MAINTENANCE	703.25	12,293.83	30,000.00	17,706.17	41.0
	19,203.15	195,118.70	347,378.34	152,259.64	56.2
ICE PARK EXPENSES:					
OVERHEAD	.00	.00	72.00	72.00	.0
OPERATING MAINTENANCE	757.88	18,337.76	15,928.00	(2,409.76)	115.1
	757.88	18,337.76	16,000.00	(2,337.76)	114.6
VIA FERRATA EXPENSES:					
SALARIES AND WAGES	5,619.33	30,133.54	49,179.20	19,045.66	61.3
TAXES & BENEFITS	737.04	4,872.81	8,437.94	3,565.13	57.8
OPERATING MAINTENANCE	4,015.01	15,223.90	6,500.00	(8,723.90)	234.2
	10,371.38	50,230.25	64,117.14	13,886.89	78.3
	379,644.78	2,319,533.79	4,546,192.19	2,226,658.40	51.0
	(67,609.41)	926,275.13	(72,794.19)	(999,069.32)	1272.5

CITY OF OURAY
FUND SUMMARY
FOR THE 9 MONTHS ENDING SEPTEMBER 30, 2026

TOURISM FUND

	PERIOD ACTUAL	YTD ACTUAL	BUDGET	VARIANCE	PCNT
REVENUE					
REVENUE	111,760.01	620,887.94	799,903.00	179,015.06	77.6
GRANTS/CONTRIBUTIONS	.00	22,170.62	.00	(22,170.62)	.0
	111,760.01	643,058.56	799,903.00	156,844.44	80.4
EXPENDITURES					
TOURISM EXPENSES:					
SALARIES AND WAGES	15,463.36	156,160.02	231,666.41	75,506.39	67.4
TAXES & BENEFITS	4,266.58	41,867.99	59,345.65	17,477.66	70.6
OVERHEAD	2,185.73	26,113.62	27,379.00	1,265.38	95.4
OPERATING MAINTENANCE	52,002.36	309,942.05	601,951.00	292,008.95	51.5
CAPITAL EXPENDITURES	.00	500.00	5,000.00	4,500.00	10.0
	73,918.03	534,583.68	925,342.06	390,758.38	57.8
	73,918.03	534,583.68	925,342.06	390,758.38	57.8
	37,841.98	108,474.88	(125,439.06)	(233,913.94)	86.5

CITY OF OURAY
FUND SUMMARY
FOR THE 9 MONTHS ENDING SEPTEMBER 30, 2026

BEAUTIFICATION FUND

	PERIOD ACTUAL	YTD ACTUAL	BUDGET	VARIANCE	PCNT
REVENUE					
TAXES & INTEREST	14,531.71	80,460.39	105,058.00	24,597.61	76.6
GRANTS/DONATIONS/OTHER	.00	347.89	.00	(347.89)	.0
	14,531.71	80,808.28	105,058.00	24,249.72	76.9
EXPENDITURES					
BEAUTIFICATION EXPENSES:					
OPERATING MAINTENANCE	3,309.03	21,871.02	105,446.30	83,575.28	20.7
CAPITAL EXPENDITURES	.00	.00	15,000.00	15,000.00	.0
	3,309.03	21,871.02	120,446.30	98,575.28	18.2
	3,309.03	21,871.02	120,446.30	98,575.28	18.2
	11,222.68	58,937.26	(15,388.30)	(74,325.56)	383.0

CITY OF OURAY
FUND SUMMARY
FOR THE 9 MONTHS ENDING SEPTEMBER 30, 2026

CONSERVATION TRUST FUND

	PERIOD ACTUAL	YTD ACTUAL	BUDGET	VARIANCE	PCNT
REVENUE					
STATE REVENUE & INTEREST	2,028.56	8,394.92	12,600.00	4,205.08	66.6
	2,028.56	8,394.92	12,600.00	4,205.08	66.6
EXPENDITURES					
	.00	.00	.00	.00	.0
	2,028.56	8,394.92	12,600.00	4,205.08	66.6

CITY OF OURAY
FUND SUMMARY
FOR THE 9 MONTHS ENDING SEPTEMBER 30, 2026

FIREMEN'S PENSION FUND

	PERIOD ACTUAL	YTD ACTUAL	BUDGET	VARIANCE	PCNT
REVENUE					
CONTRIBUTIONS & EARNINGS	(3,839.00)	77,195.82	122,000.00	44,804.18	63.3
	(3,839.00)	77,195.82	122,000.00	44,804.18	63.3
EXPENDITURES					
FIREMEN'S PENSION EXPENSES:					
OVERHEAD	15,501.00	62,269.05	56,400.00	(5,869.05)	110.4
	15,501.00	62,269.05	56,400.00	(5,869.05)	110.4
	15,501.00	62,269.05	56,400.00	(5,869.05)	110.4
	(19,340.00)	14,926.77	65,600.00	50,673.23	22.8

Sales Tax Dashboard

			Percentage Change
November 2025 Revenue	$	409,706.67	8.90%
November 2026 Revenue	$	446,150.26	
2025 Revenue	$	2,871,774.34	3.66%
2026 Revenue	$	2,976,840.51	

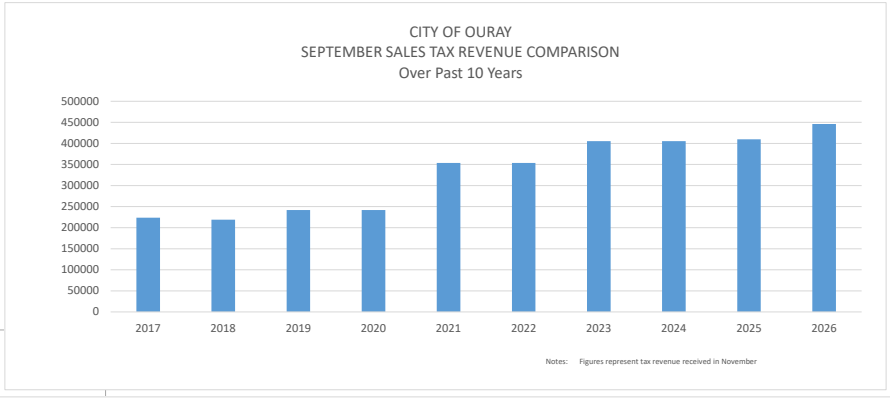

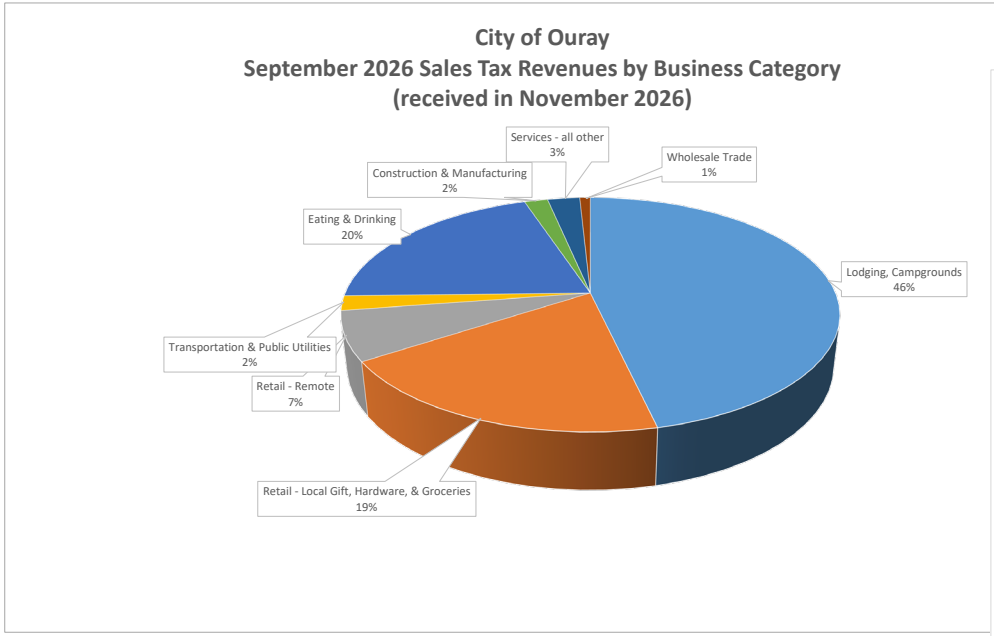

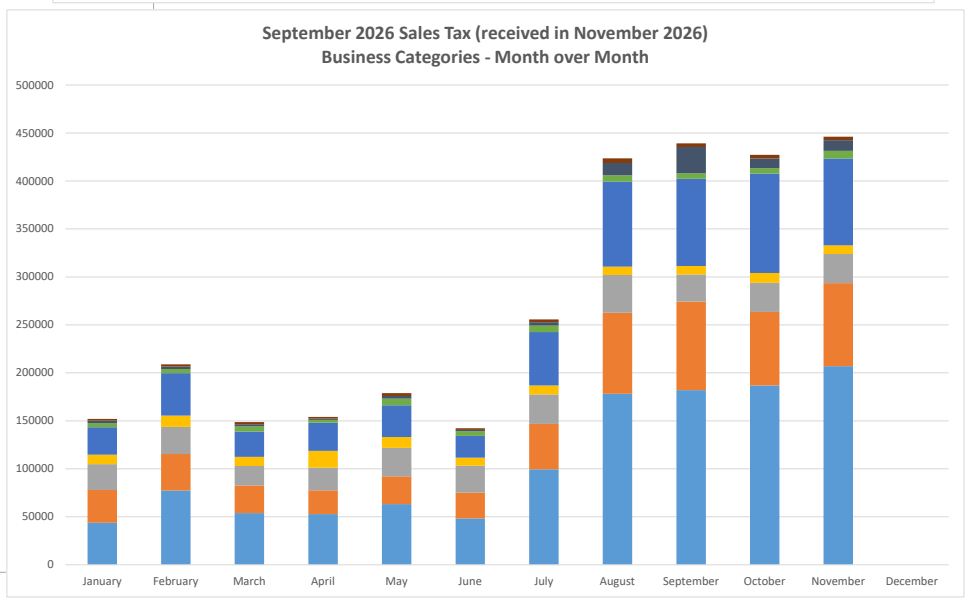

	November 2026	Year-to-Date	Budget Forecast
General Fund (75%)	334,612.70	2,232,630.39	2,342,191.00
Capital Improvement Fund (25%)	111,537.56	744,210.12	780,730.00

95.32%

City of Ouray Hot Springs Pool and Fitness Center - Visitor and Revenue Trends

(Source: Point of Sale Software)

VISITORS	2017	2018	2019	2020	2021	2022	2023	2024	2025	2026	% change from 2025
January	36	9,392	8,553	8,149	4,961	5,258	6,871	7,152	7,958	8,583	7.85%
February	13	7,342	5,970	7,836	4,824	6,660	5,599	5,592	7,369	6,591	-10.56%
March	58	10,468	9,118	3,638	7,697	8,621	7,148	8,426	10,250	10,750	4.88%
April	16	7,048	5,481	-	7,104	5,249	4,693	6,578	6,626	7,398	11.65%
May	2,984	13,346	11,397	-	11,580	9,549	10,602	11,201	12,418	10,612	-14.54%
June	18,175	24,764	24,525	1,540	25,977	20,156	23,206	22,419	23,465	20,569	-12.34%
July	37,483	35,943	36,986	6,416	30,994	26,286	32,117	32,654	29,525	20,977	-28.95%
August	25,486	23,936	23,274	12,622	22,179	19,101	21,170	20,874	22,395	17,383	-22.38%
September	16,065	16,397	14,833	11,946	13,612	14,652	15,634	15,208	13,944	10,739	-22.98%
October	9,834	8,771	9,596	10,699	9,368	10,135	11,035	12,238	10,436		
November	7,077	7,043	6,920	4,644	6,782	5,354	6,326	6,851	7,444		
December	10,753	9,046	8,174	4,439	6,317	6,510	8,152	8,816	9,420		
TOTAL YEAR	**127,980**	**173,496**	**164,827**	**71,929**	**151,395**	**137,531**	**152,553**	**158,009**	**161,250**	**113,602**	

REVENUE	2017	2018	2019	2020	2021	2022	2023	2024	2025	2026	% change from 2025
January	$ 2,189.00	$ 89,885.46	$ 95,701.53	$ 99,306.81	$ 66,989.85	$ 63,150.43	$ 96,783.56	$ 121,260.10	$ 140,810.60	$ 170,998.52	21.44%
February	$ 724.00	$ 70,970.13	$ 65,918.59	$ 97,215.12	$ 61,086.55	$ 85,924.20	$ 112,926.04	$ 105,565.18	$ 153,097.35	$ 130,324.84	-14.87%
March	$ 1,012.00	$ 102,232.15	$ 108,526.39	$ 47,810.30	$ 106,419.45	$ 126,759.01	$ 120,467.93	$ 145,888.18	$ 190,605.89	$ 226,066.62	18.60%
April	$ 2,234.00	$ 72,957.12	$ 62,025.47	$ -	$ 98,819.49	$ 152,003.71	$ 133,097.92	$ 119,178.58	$ 132,369.64	$ 171,448.12	29.52%
May	$ 123,474.60	$ 155,881.40	$ 138,237.34	$ -	$ 162,720.12	$ 143,279.82	$ 208,335.74	$ 275,871.30	$ 253,207.30	$ 303,477.76	19.85%
June	$ 166,974.02	$ 317,542.31	$ 311,093.17	$ 19,273.04	$ 352,538.72	$ 321,377.13	$ 469,321.85	$ 469,363.01	$ 534,623.93	$ 508,395.18	-4.91%
July	$ 479,802.39	$ 455,519.84	$ 474,330.32	$ 74,169.01	$ 428,489.09	$ 452,460.99	$ 646,348.28	$ 660,284.72	$ 672,522.79	$ 487,778.95	-27.47%
August	$ 326,151.96	$ 308,882.04	$ 295,953.46	$ 165,977.58	$ 312,872.14	$ 316,183.52	$ 419,353.80	$ 423,754.26	$ 506,952.42	$ 387,583.40	-23.55%
September	$ 184,807.92	$ 200,777.07	$ 188,131.33	$ 158,666.78	$ 186,412.51	$ 238,796.90	$ 283,459.93	$ 278,649.03	$ 299,291.45	$ 221,471.67	-26.00%
October	$ 82,537.92	$ 99,235.68	$ 120,843.43	$ 145,302.53	$ 131,806.01	$ 170,555.12	$ 211,284.83	$ 223,633.93	$ 226,736.40	$ -	
November	$ 62,435.74	$ 84,885.49	$ 83,976.37	$ 58,403.16	$ 88,639.21	$ 84,930.60	$ 107,867.28	$ 119,193.83	$ 153,734.11	$ -	
December	$ 112,212.40	$ 111,645.98	$ 105,050.32	$ 60,304.81	$ 79,891.78	$ 94,844.99	$ 156,882.10	$ 163,777.30	$ 227,237.30	$ -	
TOTAL YEAR	**$ 1,544,555.95**	**$ 2,070,414.67**	**$ 2,049,787.72**	**$ 926,429.14**	**$ 2,076,684.92**	**$ 2,250,266.42**	**$ 2,966,129.26**	**$ 3,106,419.42**	**$ 3,491,189.18**	**$ 2,607,545.06**	

CITY OF OURAY BOX CAŇON FALLS VISITOR CENTER - VISITOR AND REVENUE TRENDS

VISITORS

	2022		2023		2024		2025		2026		Incr./Decr. Visitors	26 vs. 25 %
MAY	7619		6044		8269		9408		10668		1,260	13.39%
JUNE	17165		18154		21202		21475		21084		(391)	-1.82%
JULY	20702		25595		27765		28270		18313		(9,957)	-35.22%
AUGUST	14428		16211		17802		19038		15808		(3,230)	-16.97%
SEPTEMBER	13207		14331		14698		14033		14544		511	3.64%
OCTOBER	9416		9727		11019		11180					
TOTAL VISITORS	**82,827**		**90,062**		**100,755**		**103,404**		**80,417**		**(11,807)**	

REVENUES

	2022		2023		2024		2025		2026		Incr./Decr. $	26 vs. 25 %
	Adm.	Conc.	Adm.	Conc.	Adm.	Conc.	Adm.	Conc.	Adm.	Conc.		
MAY	$ 33,477.00	$ 4,754.40	$ 37,736.00	$ 3,803.27	$ 51,247.50	$ 5,375.13	$ 58,268.50	$ 9,271.25	$ 75,240.00	$ 9,584.13	$ 17,284.38	25.59%
JUNE	$ 72,989.00	$ 8,865.86	$ 111,214.00	$ 13,288.56	$ 130,034.00	$ 12,849.07	$ 130,777.50	$ 18,230.59	$ 147,784.00	$ 17,245.40	$ 16,021.31	10.75%
JULY	$ 87,714.00	$ 10,907.87	$ 157,280.91	$ 16,153.30	$ 169,685.00	$ 10,291.93	$ 171,495.00	$ 23,085.75	$ 128,886.00	$ 14,607.53	$ (51,087.22)	-26.26%
AUGUST	$ 61,701.00	$ 8,385.38	$ 100,420.32	$ 11,353.36	$ 110,588.50	$ 7,754.67	$ 116,294.00	$ 16,209.17	$ 110,946.00	$ 12,609.92	$ (8,947.25)	-6.75%
SEPTEMBER	$ 56,163.00	$ 7,721.29	$ 89,131.98	$ 9,911.90	$ 91,123.00	$ 9,619.60	$ 84,729.00	$ 11,596.82	$ 103,075.00	$ 9,441.05	$ 16,190.23	16.81%
OCTOBER	$ 41,064.00	$ 5,773.08	$ 60,297.50	$ 5,516.12	$ 67,778.00	$ 8,870.30	$ 67,230.50	$ 9,013.41				
TOTAL $	**$ 354,402.00**	**$ 46,439.77**	**$ 556,080.71**	**$ 60,026.51**	**$ 620,456.00**	**$ 54,760.70**	**$ 628,794.50**	**$ 87,406.99**	**$ 565,931.00**	**$ 63,488.03**	**$ (10,538.55)**	

opened May 12, 2023
Admission rate
increased by
$2.00 in 2023

CITY OF OURAY VISITOR CENTER - REVENUE TRENDS

REVENUES

	2023			2024			2025			2026			Incr./Decr.	26 vs. 25
	Concessions	**Non-Profit**	**OHV**	**Concessions**	**Non-Profit**	**OHV**	**Concessions**	**Non-Profit**	**OHV**	**Concessions**	**Non-Profit**	**OHV**		
January	$ 228.95	$ 53.00	$ -	$ 284.11	$ 25.00	$ -	$ 149.25	$ 95.00	$ -	$ 119.50	$ 110.00	$ -	$ (14.75)	-6%
February	$ 150.89	$ 85.95	$ -	$ 438.62	$ 36.00	$ -	$ 519.70	$ 140.00	$ -	$ 124.00	$ -	$ -	$ (535.70)	-81%
March	$ 395.38	$ 4.00	$ -	$ 773.27	$ 111.00	$ -	$ 764.72	$ 95.00	$ -	$ 1,351.42	$ 35.00	$ 26.25	$ 552.95	64%
April	$ 403.25	$ 2.00	$ 50.50	$ 713.73	$ 25.00	$ -	$ -	$ -	$ -	$ 1,556.30	$ 190.00	$ 236.25	$ 1,982.55	Closed APR 2025
May	$ 1,098.28	$ 611.60	$ 126.25	$ 2,281.10	$ 88.00	$ 126.25	$ 1,362.42	$ 150.00	$ 75.75	$ 3,637.11	$ 385.00	$ 183.75	$ 2,617.69	165%
June	$ 1,627.77	$ 690.75	$ 202.00	$ 3,035.75	$ 498.00	$ 325.25	$ 3,100.22	$ 120.00	$ 505.00	$ 4,556.11	$1,025.00	$ 1,076.25	$ 2,932.14	79%
July	$ 2,517.75	$ 664.60	$ 782.75	$ 3,369.09	$ 277.00	$ 252.50	$ 5,390.44	$ 175.00	$ 1,338.25	$ 3,495.93	$ 560.00	$ 1,128.75	$ (1,719.01)	-25%
August	$ 2,669.69	$ 648.85	$ 378.75	$ 2,360.70	$ 387.00	$ 378.75	$ 4,788.44	$ 320.00	$ 1,161.50	$ 3,562.23	$ 136.20	$ 787.50	$ (1,784.01)	-28%
September	$ 2,834.91	$ 698.00	$ 75.75	$ 3,482.57	$ 360.00	$ 277.75	$ 5,710.05	$ 340.00	$ 1,085.75	$ 4,546.69	$ 147.70	$ 787.50	$ (1,653.91)	-23%
October	$ 1,096.11	$ 253.00	$ 227.25	$ 1,636.08	$ 225.00	$ 50.50	$ 2,867.51	$ 230.00	$ 75.75					
November	$ 354.94	$ 40.00	$ -	$ 160.37	$ 60.00		$ 601.55	$ 65.00	$ 50.50					
December	$ 233.25	$ -	$ -	$ 477.79	$ -		$ 176.97	$ 20.07	$ -					
TOTAL $	**$ 13,611.17**	**$ 3,751.75**	**$ 1,843.25**	**$ 19,013.18**	**$ 2,092.00**	**$ 1,411.00**	**$ 25,431.27**	**$ 1,750.07**	**$ 4,292.50**	**$ 22,949.29**	**$2,588.90**	**$ 4,226.25**	**$ 2,377.95**	
			$19,206.17			$22,516.18			$31,473.84			$29,764.44		
percent of sales earning profit			71%			84%			81%			77%		

October– November 2026 IT Highlights

- Reviewed changes and updates to IT systems.
- Updated software versions network switches, network control, monitoring, and room temp monitoring.
- Updated and verified the GIS backup to the latest version.
- Installed a malicious URL blocker as a security enhancement.
- Installed replacement batteries at the Via Ferrata, and City Hall weather station.
- The weather station can be seen on https://www.wunderground.com and https://ambientweather.net
- Installed cameras at the Fellin Park restrooms (north end parking lot).
- Installed three new cameras at the pool.
- Prepared and handed over eight PD MDC computers to County IT.
- Identified PD (Cellular data Modems) matching vehicles and provided the County IT with access to online control.
- Reconfigured Front Desk Voice settings to remove the PD.
- Completed credit card reconciliations to GLs.
- Assisted pool with membership system adjustments, setting up 30-day automatic renewal notices, and customizing receipt emails.
- Refreshed and swapped computers for staff members.
- Fixed staff desk phones and replaced a receipt printer.
- Executing a city-wide rollout of latest Windows updates
- Awaiting delivery and installation of additional cameras that require replacement.
- Awaiting handover for the remaining PD desktop computers.

320 6th Avenue
PO Box 468
Ouray, Colorado 81427

CITY OF OURAY COLORADO

970.325.7211
Fax 970.325.7212
info@cityofouray.com

On November 3, I attended the PARC committee meeting. Director Brown introduced a new vision for the committee where the committee members would help to steer the Parks and Rec department's priorities, help develop and maintain programming, and work more closely with the department. Discussion about this new vision between Director Brown and the PARC members took up most of the meeting. The next PARC meeting will be held on December 1st, 2026.

On November 10, I attended the Ouray Planning Commission meeting. A wellness clinic restriction ordinance was passed and will be heading to council for approval. A bed and breakfast ordinance was introduced and discussed. More work is needed and the ordinance will be discussed at the next meeting. Finally, 3 seats on the planning commission will be up for appointment in February 2027. The process for the new appointments is being developed and will be rolled out at the next Planning Commission meeting on December 8, 2026.

-Thank You-

320 6th Avenue
PO Box 468
Ouray, Colorado 81427

CITY OF OURAY COLORADO

970.325.7211
Fax 970.325.7212
info@cityofouray.com

Councilor Lindsey Scott's report:

I attended the Beautification Committee meeting on November 4th. There were 4 people from Silverton who were interested in what we do to beautify the town. They listened to our entire meeting and then told us what they do currently and what they would like to do in the future. It was interesting to hear their perspective.

The committee talked about fencing that needs to be stained next to the fish pond, the cleanup on Main Street and the decorating of the town. Monument lighting has put out the lights on the Gazebo in the park, the tree in Centennial park next to the Elks and Rotary park. Yule day will be all day with scavenger hunts for both kids and adults, the jeep giveaway, the light parade and the lighting of the tree. It should be a good time for all.

We will be meeting again on December 2nd at 8 am to discuss the plan for 2027.

320 6th Avenue
PO Box 468
Ouray, Colorado 81427

CITY OF OURAY COLORADO

970.325.7211
Fax 970.325.7212
info@cityofouray.com

Jenny's Council Report for 11/2/26-11/16/26

11/9 Main Street Committee meeting. We assigned block captains, reviewed our work on the strategic plan, and elected the chair, vice chair, and secretary.

11/9 Visited businesses on my blocks to share Main Street committee information.

11/10 Met with the 6 Basins group with Sheriff Perry to discuss ideas for funding of the Alpine Ranger program in 2027 and beyond.

11/13 Visited businesses on my blocks to share Main Street committee information.

320 6th Avenue
PO Box 468
Ouray, Colorado 81427

CITY OF OURAY COLORADO

970.325.7211
Fax 970.325.7212
info@cityofouray.com

David Doherty

City Council Report for meeting dated 11/16/2026

1. PARC Meeting 11/02/2026 - participated remotely
    a. Meeting discussion covered topics of:
        i. 1 possible resignation
        ii. Reviewed purpose of committee
        iii. Direction Committee should look to take in the future
            1. No immediate action taken but subject was left open for discussion at the next meeting
2. Gunnison Valley TPR Meeting (Transportation Planning Region)
    a. Attempted remotely attendance of October meeting
        i. Link to meeting was incorrect and unable to join
            1. Assumption is that others that don't drive to location experienced same issue
3. Attended a remote meeting (remote for all parties) - attended by Michelle, Scot Hunn and Joe Gillam to discuss Land Use fees and concepts regarding applicability.
4. Reviewed the following correspondence by Ouray Citizen.
    a. Paul Smith – He would like Council to review the language, terms and definitions of the Remote Attendance Resolution, as it is lacking in clarity. Paul was also disappointed that one Councilor was denied remote participation at the November 2nd meeting. He expressed concern that representation of City residents was denied by the seated Councilors at the November 2nd meeting.
5. When the weekday Budget Work Session was rescheduled to the following week to accommodate a request by Councilor Lindsey Scott, a back and forth occurred by Staff and Council which left me unable to make a timeframe work that fit my employment needs. With attendance being a "Chess Match" for a Councilor in my situation (after reading it in the paper, "game" seems inappropriate), I saved my last remote attendance for the Agenda Budget Discussion at the November 2nd Council Meeting rather than attend a work session.
    a. I was well prepared to discuss the 2027 Budget with the public in attendance on November 2nd, but was denied the ability to attend remotely by Councilor Hart, Councilor Schiffer and Councilor Lindsey Scott as they failed to second a motion made by Mayor Underwood. The synchronized looking down at the Dais was a nice touch that has numerous residents pondering Colorado Open Meetings violations.
        i. I logged on 15 minutes early to verify suitable connection per the Resolution, but was not greeted by staff to test this component. Surely this could not have been the reason for denied admittance, but no other explanation was offered.
6. To stay informed, I reviewed the November 2nd City Council Meeting Minutes and made numerous observations that will be reflected upon in the meeting tonight, should I be permitted to speak by the Mayor.
    a. Observation made by City resident John Hart during Citizen Communication really hit home. He noted that the Councilors before him exhibit poor behavior when Councilor Doherty speaks and that people notice it.
        i. Since I sit amongst the other Councilors I cannot see it, but I can feel it. It is obvious how they feel about my thoughts on fairness, a common sense approach to solving local issues, law enforcement as a City entity and fiduciary oversight.
            1. My response to those interested is this, residents that share my goals

and viewpoints are happy with my knowledge and voting record. Furthermore, each and every other Councilor has their own constituent base that is happy with them. Quite simply, that is government and representation. I shall not join my fellow Councilors in their outwardly condescending behavior, but will remain focused on fairness and equality among the long underrepresented resident.

7. In the twelve years I have owned a home in Ouray (nine years as a resident), Land Use and Utilities have largely been ignored. I have spoken up in numerous City Council Meetings to no avail. Without that fateful 2nd place vote Councilor Hart cast for me this past January, I can say with certainty that the current progress would never have happened. In that twelve year time period, one former neighbor underpaid the City by at least $18,000 and the new owner $2,600 in an unchecked water EQR billing. It is of public record I told Councilors (two of which sit beside me tonight) and staff three times in a Council meeting of this conduct, while also pointing out that it was just the tip of the iceberg. This former neighbor was also a very close friend to a sitting Councilor at the time of reporting. Knowing this made it worse. I have been called a "Tattletale" by Councilor Hart and questioned how I thought I was going to get re-elected for being a "Tattletale" by Councilor Lindsey Scott. As if it was shameful to want everybody to be held similarly accountable to our Code as it is written. How naïve I am.

If you have taken the time to read my report, thank you and please contact me if you support my goals. Complaints and observations are welcome, too.
DDoherty@cityofouray.com or (970)318-8342

Dave Doherty