

**AGENDA
OURAY CITY COUNCIL**

Monday, October 7, 2024 - 6:00 PM

**Ouray Community Center
320 6th Ave
Ouray, CO 81427**

VIRTUAL OPTION - <https://zoom.us/j/9349389230>

Meeting ID: 934 938 9230 Passcode: 491878 Or dial: 408 638 0968 or 669 900 6833

Ouray City Council Regular Meeting

- Changes to this agenda can be found on the bulletin board at City Hall
- Electronic copies of the Council Packet are available on the City website at www.cityofouray.com. A hard copy of the Packet is also available at the Administrative Office for interested citizens.
- Notice is hereby given that a majority or quorum of the Planning Commission, Ouray Economic Development Committee, Beautification Committee, Tourism Advisory Committee, Main Streets Committee, and/or Parks and Recreation Committee may be present at the above noticed City Council meeting to discuss any or all of the matters on the agenda below for Council consideration

1. CALL TO ORDER
2. ROLL CALL
3. PLEDGE OF ALLEGIANCE
4. PUBLIC HEARINGS
5. CEREMONIAL/INFORMATIONAL
 - a. National Bullying Prevention Month Proclamation
 - b. Juvenile Services Report and Update
6. APPROVAL OF MINUTES - September 16, 2024 Meeting
7. CITIZENS' COMMUNICATION
8. CITY COUNCIL REPORTS/INFORMATION - Tamara Gulde, Peggy Lindsey, Michael Underwood, Josh Smith, and Ethan Funk
9. DEPARTMENT REPORTS
 - a. City Administrator
 - b. Acting Police Chief
 - c. Fire Chief
 - d. Public Works Director
 - e. Parks and Recreation Director
 - f. Tourism and Destination Marketing Director
 - g. Director of Finance and Administration
10. CONSENT AGENDA
 - a. Liquor License Renewal - BPOE Lodge #492
11. ACTION ITEMS
 - a. Agreement Between the City of Ouray and Twin Peaks, Wiesbaden and The Box Canyon Lodge for the Creation of a Testing and Monitoring Plan Between OX@ and OX6 Wells for a Future Heat Exchanger for the Hot Springs
 - b. Ouray Waterview Exception Request
 - c. Adoption of Trademark and Branding Resolution
 - d. Possible action to amend the Family Child Care Housing (FCCH) program guidelines to reduce the minimum number of children who are not members of the family in an FCCH unit from 6 to 4

12. DISCUSSION ITEMS

12.a. Affordable Housing Administrator IGA DRAFT

13. EXECUTIVE SESSION

a. For a conference with the City attorney for the purpose of receiving legal advice on specific legal questions under C.R.S. 24-6-402(4)(b) regarding the Chief of Police position

14. ADJOURNMENT



A PROCLAMATION BY THE MAYOR OF THE CITY OF
OURAY, COLORADO
PROCLAMATION NO. 5, 2024
BULLYING PREVENTION MONTH

Proclamation for October 2024 as Bullying Prevention Month
In recognition of the 2024 National Bullying Prevention Month

This Proclamation recognizes bullying as a national and statewide problem and bully prevention as a national and statewide responsibility, and designates **October 2024** as “**Bullying Prevention Month**” in the **City of Ouray**.

WHEREAS, bullying is unwanted, aggressive behavior among school aged children that involves a real or perceived power imbalance. The behavior is repeated, or has the potential to be repeated, over time. The children who are bullied, those who bully others, and those who witness the behaviors may have serious, lasting problems. (stopbullying.gov);

WHEREAS, bullying occurs in neighborhoods, playgrounds, schools, community organizations, and online through technology;

WHEREAS, various researchers have concluded that bullying is the most common form of violence, affecting millions of American children and adolescents annually;

WHEREAS, thousands of Colorado children and adolescents are affected by bullying annually, 1 in 5 students report being bullied;

WHEREAS, targets of bullying behaviors are at increased risk for depression, anxiety, sleep difficulties, lower academic achievement, and dropping out of school and students who repeatedly experience bullying behaviors often fear such activities as riding the bus, going to school, interacting online, and attending community activities;

WHEREAS, children who engage in bullying behaviors are at greater risk of engaging in more serious violent behaviors;

WHEREAS, children who witness bullying behaviors often feel less safe, helpless to stop it, and intimidated;

WHEREAS, organizations such as PEER Kindness are dedicated to providing support to children and adolescents experiencing the bullying circle, and providing prevention education through partnerships with youth, schools, youth-serving programs, and community leaders and organizations to reduce bullying and foster a PEER Kindness stance (positive, encouraging, empathetic, respectful, and kind). We urge all citizens to work toward the prevention of bullying and consider pledging to be part of the solution to end bullying in all its forms.

Therefore, BE IT RESOLVED that I, Ethan Funk, the Mayor of the City of Ouray, do hereby proclaim October 2024 as Bullying Prevention Month in the City of Ouray, Colorado, and urge all community members to engage in a variety of awareness and prevention activities designed to make our communities safer for all children and adolescents.

Signed on this 7th day of October 2024.


Ethan Funk, Mayor



SAN MIGUEL AND OURAY JUVENILE SERVICES

Providing positive choices for youth

Helping our youth develop
skills and resilience today
shapes a brighter
tomorrow for all.

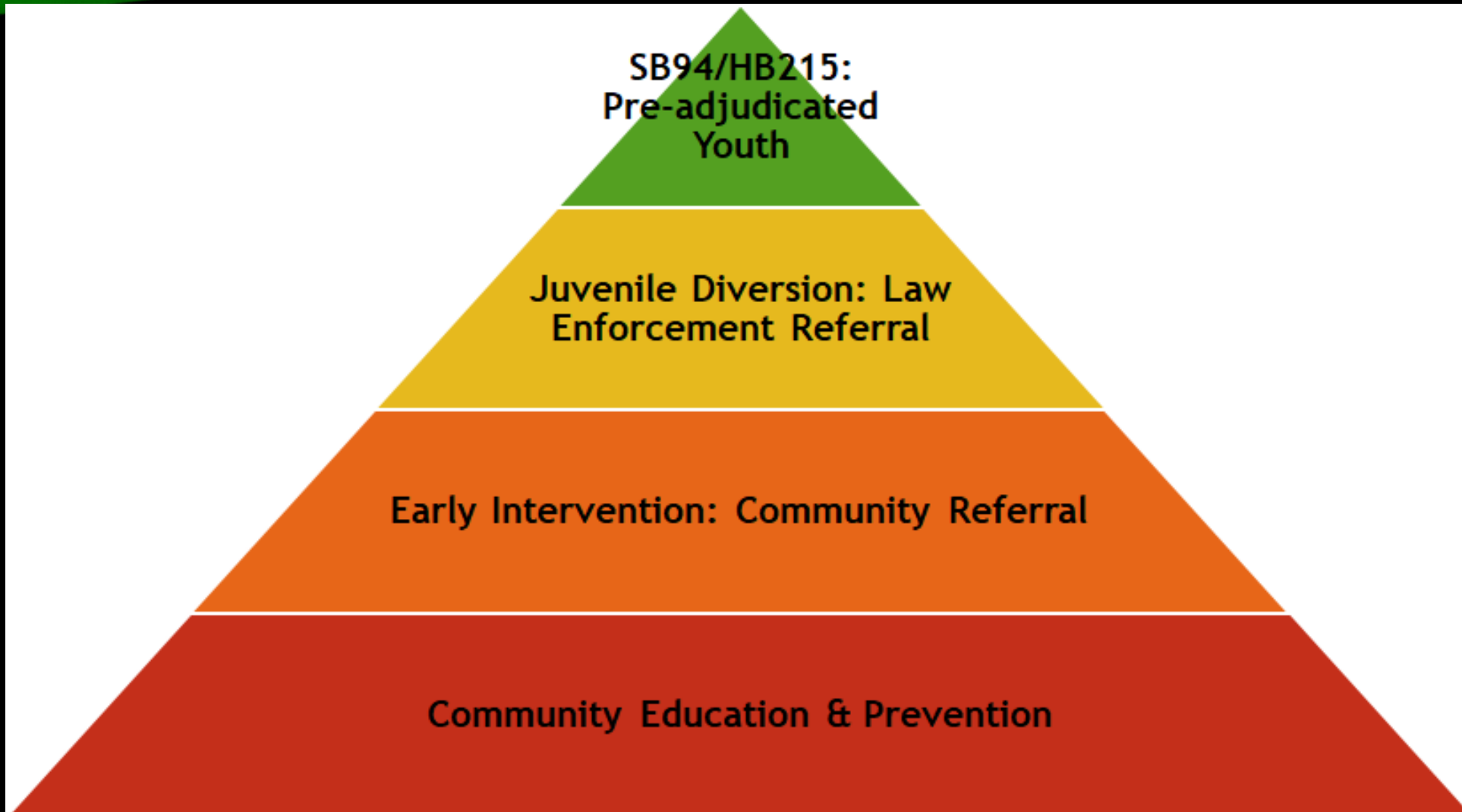


HOW IT WORKS

Juvenile Diversion is a way for kids to learn from their mistakes and grow into better people without having a big, scary punishment follow them forever. It's about giving kids a chance to fix things and get back on the right track.

1. Second Chance
2. Help and Support
3. Activities
4. Stay Out of Trouble

JUVENILE SERVICES PYRAMID



JUVENILE SERVICES

NOT JUST DIVERSION...

- ▶ SB 94 Juvenile Justice Advocacy - Colorado Youth Detention Continuum
- SB 14-215 creates the Marijuana Tax Cash Fund (MTCF)
- Juvenile Diversion

JUVENILE SERVICES...

- Individual and Family Counseling and Mediation
- Integrated School and Community Engagement
- Parent Support, Consultations, and Coaching
- Youth and Parent Advocacy

JUVENILE SERVICES...

- ▶ Youth Assessment
- ▶ Substance Abuse Education
- ▶ Mentoring and Tutoring Referrals
- ▶ Useful Public Service Program
- ▶ Activity Supervision
- ▶ Education and Prevention

JUVENILE JUSTICE - AT WHAT COST?

▶ **Juvenile Incarceration - \$197,575**
incarcerate Juvenile Justice Commitment
Cost = \$535 per day

- **up from \$284/day in 2014**

(Source: Colorado Judicial Branch 2024)

▶ **Probation Average Cost = \$3,650**

▶ **Diversion Average Cost = \$1,230**

(Source Colorado Division of Probation Services)

JUVENILE JUSTICE ADVOCACY (SB94)

- **Provides funding and support for services to prevent juvenile incarceration and commitment**
- Judicial system advocacy for clients & parents
 - ▶ Supervision & Tracking of youth
 - ▶ DA/Crossover Youth meetings

JUVENILE JUSTICE ADVOCACY (SB215)

- Funds judicial district-based programs to provide marijuana prevention and intervention services to youth
 - ▶ Increases available programs to reduce the risk of substance use and abuse by children
 - ▶ Provides for substance abuse prevention and intervention:
- Provides for individual counseling with a certified addictions counselor
 - ▶ Provides for substance screening

JUVENILE DIVERSION (STATUTORY)

- An alternative to the traditional court process for eligible first-time juvenile offenders.
- The primary goal is to prevent further contact with the police and criminal justice system by providing a variety of services to meet individual, family and community needs
 - ▶ Allows youth to avoid incarceration and exposure to those who have more serious delinquent behavior
 - ▶ Intended to reduce risk factors and increase protective factors among youth served

RESTORATIVE JUSTICE

- Seeks to repair harm by giving victims the chance to share how they have been harmed by allowing juvenile offenders to take accountability for their actions and repair the harm caused by crime
- Conferencing – facilitated meeting between the victim and the offending youth
- Rethinking Substances – a first time MIP group including parents for facilitated intervention

INDIVIDUAL AND FAMILY COUNSELING AND MEDIATION

- ▶ Mental health screening (MAYSI and ACE)
- ▶ Individual & family counseling referral
- ▶ Financial assistance for mental health services
- ▶ Individual & family intervention plans with weekly case manager meetings
- ▶ Crisis mediation

PARENT SUPPORT, CONSULTATIONS AND COACHING

- ▶ Case manager support for parenting frustrations
- ▶ Individual family plans
- ▶ ISST team support
- ▶ Referrals to parenting programs & educational sources

YOUTH AND PARENT ADVOCACY

- ▶ Advocacy in the judicial system
- ▶ Refer to and inform about available community services
- ▶ School Advocacy
 - ▶ Attendance
 - ▶ Response to Intervention
 - ▶ Individual Education Plans (IEP)- A plan for a child's special education experience at school
 - ▶ 504 - A plan for how a child will have access to learning at school

YOUTH ASSESSMENTS

- ▶ Identify potential mental health needs including depression, anger, anxiety and trauma (MAYSI-2)
- ▶ JDSAG - required for new admissions to detention; focuses on risk for FTA and re-offending (rather than overall community risk)
- ▶ Colorado Juvenile Risk Assessment (CJRA)
 - Human Trafficking Assessment
 - Adverse Childhood Experiences (ACE)

EDUCATION AND PREVENTION

- ▶ Middle School Lunches
- ▶ Safe & Sober After Prom Parties
- ▶ Attendance Advocacy
- ▶ Alternative Educational support (GOAL)
- ▶ Mock Accident support
- ▶ Substance Use Prevention Education
- ▶ Communities That Care
- ▶ Freedom from Chemical Dependency

MENTORING AND TUTORING REFERRALS

- ▶ Local retired teachers
- ▶ Karma Tutors
- ▶ Professional career mentors
- ▶ Peer tutoring
 - ▶ Partners
 - ▶ One to One
 - ▶ Voyager

USEFUL PUBLIC SERVICE PROGRAM ACTIVITIES

- ▶ Highway Clean-up
- ▶ School District Projects
- ▶ Adaptive Ski Program
- ▶ San Miguel Resource Center
- ▶ Local Food Banks
- ▶ Libraries
- ▶ Town Parks
- ▶ Special Projects

ACTIVITY SUPERVISION

- ▶ Community Service
- ▶ College & Trade School visits
- ▶ Reward activities
- ▶ Job shadow opportunities

PEACE OFFICER PACKET

- Procedures
- Grand Mesa Youth Services Brochure
- Notice to Appear
- Know Your Rights

REFERRALS

1. All juvenile cases should be referred to the Juvenile Docket (Notice to Appear Form). This is NOT a charging document
2. The district court judge sets a monthly juvenile court date
3. All cases are assessed through the special ADA with the 7th Judicial District (J. Waggoner)
 - ADA decides to formally file charges OR refer to Diversion after consultation with Crossover Team (DA/SS/JS/Probation)
4. Court clerk is notified of status
5. [Referral Reference Document](#)

FELONY OFFENSES

- Juvenile Detentions Screening is required for crimes of violence/sexual assault
- Contact Screener and Director
- Youth may only be detained by law enforcement for 6 hours, (excluding medical clearance).
- Youth may be sent home or to Grand Mesa Youth Services
 - Documentation needed
 - Medical clearance, if necessary



Questions?

Wendy Crank

970-729-2811 | wendyc@sanmiguelcountyco.gov

2023 Juvenile Services Data

| TOTAL DIVERSION CLIENTS | 2021 | 2022 | 2023 | SERVICE HOURS |
|-----------------------------|-----------|-----------|-----------|---------------|
| Total Clients | 21 | 22 | 13 | 260 |
| Females | 9 | 4 | 5 | 100 |
| Males | 12 | 17 | 8 | 160 |
| Transgender | 0 | 1 | 0 | |
| 10 and under | 0 | 0 | 0 | |
| 11-13 years old | 2 | 2 | 2 | |
| 14 & 15 years old | 1 | 12 | 7 | |
| 16 & 17 years old | 12 | 8 | 4 | |
| 18+ years old | 6 | 0 | 0 | |
| San Miguel County | 10 | 21 | 10 | |
| Telluride Marshal | 6 | 20 | 4 | |
| Mountain Village PD | 0 | 0 | 3 | |
| Norwood Marshal | 1 | 0 | 0 | |
| San Miguel Sheriff | 3 | 1 | 3 | |
| Other (school, family, DSS) | 0 | 0 | 0 | |
| Ouray County | 9 | 1 | 1 | |
| Ridgway Marshal | 0 | 0 | 0 | |
| Ouray Police Dept. | 2 | 1 | 1 | |
| Ouray County Sheriff | 7 | 0 | 0 | |
| Other (school, family, DSS) | 0 | 0 | 0 | |
| Montrose County | 0 | 0 | 0 | |
| Montrose Sheriff | 0 | 0 | 0 | |
| Other (school, family, DSS) | 0 | 0 | 0 | |

| MARIJUANA REVENUE | 2021 | 2022 | 2023 | SERVICE HOURS |
|----------------------|----------|----------|----------|---------------|
| Total Clients | 0 | 1 | 2 | 40 |
| Males | | 1 | 1 | |
| Females | | 0 | 1 | |
| San Miguel | | 1 | 2 | |
| Ouray | | 0 | 0 | |
| Montrose | | 0 | 0 | |

| CYDC | 2021 | 2022 | 2023 | SERVICE HOURS |
|----------------------|----------|----------|----------|---------------|
| Total Clients | 0 | 2 | 1 | 20 |
| Males | | 2 | 1 | |
| Females | | 0 | 0 | |
| San Miguel | | 2 | 1 | |
| Ouray | | 0 | 0 | |

| SERVICES PER TOWN | 2021 | 2022 | 2023 |
|----------------------|-----------|-----------|-----------|
| Total Clients | 58 | 63 | 43 |
| San Miguel County | 3 | 15 | 3 |
| Telluride | 8 | 18 | 18 |
| Mountain Village | 3 | 3 | 2 |
| Norwood | 19 | 10 | 6 |
| Ouray County | | 4 | 1 |
| Ridgway | 10 | 8 | 8 |
| Ouray | 6 | 4 | 2 |

| PREVENTION ACTIVITIES | CLIENTS | SERVICE HOURS |
|----------------------------------|---------|---------------|
| Vocational/College | 15 | 540 |
| After Prom, Norwood School | 36 | 144 |
| After Prom, Ouray County | 87 | 348 |
| Middle School Lunches, Ouray | 64 | 256 |
| Middle School Lunches, San Migue | 34 | 136 |
| High School Lunches, Ouray | 0 | 0 |
| High School Lunches, San Miguel | 0 | 0 |
| Job Corp | 1 | 12 |
| Total | | 1436 |

| CLIENT RACE SUMMARY | QUANTITY |
|---------------------|----------|
| CAUCASIAN | 23 |
| HISPANIC | 19 |
| African American | 1 |
| Asian | |
| Native | |
| Other | |

2023 Juvenile Services Data

| INFORMAL INTERVENTIONS | 2021 | 2022 | 2023 | SERVICE HOURS |
|------------------------|-----------|----------|-----------|---------------|
| Total Clients | 11 | 7 | 13 | 468 |
| Males | 6 | 3 | 10 | |
| Females | 5 | 4 | 4 | |
| San Miguel | 2 | 5 | 11 | |
| Ouray | 4 | 2 | 0 | |
| Montrose | 3 | 0 | 2 | |
| Other | 2 | 0 | 0 | |

| ISST | 2021 | 2022 | 2023 | SERVICE HOURS |
|----------------------|-----------|-----------|-----------|---------------|
| Total Clients | 18 | 28 | 11 | 132 |
| Males | 11 | 14 | 6 | |
| Females | 6 | 13 | 5 | |
| Transgender | 1 | 1 | 0 | |
| San Miguel | 14 | 24 | 4 | |
| Ouray | 3 | 4 | 6 | |
| Montrose | 1 | 0 | 1 | |

| VOLUNTARY CONTRACTS | 2021 | 2022 | 2023 | SERVICE HOURS |
|----------------------|----------|----------|----------|---------------|
| Total Clients | 8 | 3 | 4 | 80 |
| Males | 6 | 2 | 1 | |
| Females | 2 | 1 | 3 | |
| Transgender | 0 | 0 | 0 | |
| San Miguel | 7 | 1 | 2 | |
| Ouray | 1 | 2 | 2 | |

| OFFENSES TYPE | 2021 | 2022 | 2023 |
|------------------------------------|------|------|------|
| Total offense committed * | 37 | 36 | 17 |
| Assault | | | 2 |
| Arson | | | 2 |
| Burglary | | 4 | |
| Careless driving | | | |
| Criminal Mischief | 2 | 3 | 2 |
| Conspiracy | | | |
| Curfew | | | |
| Discharge of Firearms | | | |
| Disorderly Conduct | | | |
| DUI | | 1 | |
| Failure to Appear | | | |
| False Reporting | | | |
| Fraud | | | |
| Harassment | | 2 | 1 |
| Menacing | | 2 | |
| Kidnapping | | | |
| Obstructing a Lifeline | | | |
| Obstructing a Peace Officer | | | |
| Nicotine | 1 | 1 | 1 |
| Possession of Alcohol | 20 | 3 | |
| Possession of Marijuana | 7 | 11 | 8 |
| Possession of Drug Paraphernalia | 1 | | |
| Possession of Schedule II,III drug | | | |
| Abusing Toxic Vapors | | | |
| Possession of Illegal Weapon | | | |
| Resisting Arrest | | | |
| Reckless Endangerment | | | |
| Sexual Assault | | 1 | |
| Shoplifting | | 4 | |
| Theft | 4 | 1 | |
| Throwing Missiles | | | |
| Truancy | 2 | | 1 |
| Trespass | 1 | 3 | |
| Vandalism | | | |
| Computer Crime | | | |
| School Threat | | | |
| Sexting | | | |
| Unlawful Conduct | | | |



Ouray City Council Regular Meeting

Monday, September 16, 2024 6:00 PM

Ouray Community Center, 320 6th Ave, Ouray, CO 81427

Ethan Funk: Present
Tamara Gulde: Present
Peggy Lindsey: Present
Josh Smith: Present
Michael Underwood: Present

Also present were: Acting City Administrator Joe Coleman, Finance and Administration Director Melissa Drake, Acting Public Works Director Cliff Jaramillo, Parks and Recreation Director Joe Brown, Interim Police Chief Gary Ray, Community Development Director Kristen Clothier, Tourism and Destination Marketing Director Kailey Rhoten, IT Director Rich Willis and City Attorney Carol Viner.

1. CALL TO ORDER

Mayor Funk called the meeting to order at 6:00 pm.

2. ROLL CALL

3. PLEDGE OF ALLEGIANCE

The Pledge of Allegiance was recited.

4. CEREMONIAL/INFORMATIONAL - Ouray County Support and Advocacy Project (OCSAP) Presentation

Chelsea Meece, Executive Director of OCSAP, gave a presentation. Councilor Lindsey asked how many people attended the previous events in September. Ms. Meece said she felt like they were well attended for the most part, but also learned how to market future events better.

5. APPROVAL OF MINUTES - September 3, 2024 Special and Regular Meetings

Motion to approve minutes as presented. This motion, made by Peggy Lindsey and seconded by Josh Smith, Carried.

Ethan Funk: Yea, Tamara Gulde: Yea, Peggy Lindsey: Yea, Josh Smith: Yea, Michael Underwood: Yea

6. CITIZENS' COMMUNICATION

Mayor Funk opened the floor for public comment. Glenda Moore asked who is responsible for putting the art back up in the San Juan room. Staff said they believed the art was taken down by the art group for some construction in the room, and would look into having it put back up. Kathy Elmont asked the council to take another temporary mill levy credit for 2025. Kevin Schiffer, OEDC Chairman, asked the council to pass legislation that states that impersonating a service animal is a criminal offense. Since there were no other comments, Mayor Funk closed the floor.

7. CITY COUNCIL REPORTS/INFORMATION - Tamara Gulde, Peggy Lindsey, Michael Underwood, Josh Smith, and Ethan Funk

Councilor Gulde - TAC meeting will be held on September 17th. The OIPI public meeting will be held on September 18th. The IPAT meeting will be on October 2nd. Love Your Gorge cleanup event is coming up.

Councilor Lindsey - Beautification Committee met on September 5th, and discussed Riverwalk Trail maintenance for next year. The next meeting will be on October 2nd.

Councilor Underwood - Read a prepared statement about his proposal for relocating the Visitor Center and Police Department. Councilor Lindsey asked what the Wright Opera House would want for the purchase of that space. Councilor Underwood said they (the board) haven't discussed it, merely mentioned they may be open to negotiations.

Mayor Pro Tem Smith - The Main Streets Committee met on September 11th. The State DOLA reps will be in town for all of Colorado's Main Street Committees Summit in Ridgway on October 23rd. The Committee is discussing taking the reps on a tour of Ouray before the meeting.

Mayor Funk - Fire Mitigation meeting, helped City staff complete the hazard mitigation survey for the County, met with Ouray County Emergency Manager, and lots of transition work with staff changes.

8. DEPARTMENT REPORTS

a. Acting City Administrator

Mr. Coleman said he's been working on transitional tasks. Councilor Gulde asked about the status of the water and wastewater treatment plants. Mr. Coleman said the water treatment plant reached substantial completion on September 13th. The wastewater treatment plant is treating, but it is not being pumped back into the river yet and is going to the lagoon instead. Mayor Funk asked when the City could lower its chlorine levels in the water. Mr. Coleman thought three to four months.

b. Director of Finance and Administration

Ms. Drake presented the financial reports. Mayor Funk invited the public to the budget work sessions next Monday and Tuesday.

c. Community Development Director

Ms. Clothier gave an overview of her report. Mayor Funk asked how many available STR licenses there are. Ms. Clothier said they are approaching the 120 unit limit, but a few STRs have been sold recently, opening those licenses back up.

d. Information Technology Director

Mr. Willis gave an overview of his report.

e. Communications and Community Engagement Coordinator

Report in packet

9. CONSENT AGENDA - 2-Year Liquor License Renewal - JTP Inc. dba Ouray Riverside Resort

Motion to approve the Consent Agenda. This motion, made by Josh Smith and seconded by Tamara Gulde, Carried.

Ethan Funk: Yea, Tamara Gulde: Yea, Peggy Lindsey: Yea, Josh Smith: Yea, Michael Underwood: Yea

10. ACTION ITEMS

e. Request for Funding from Home Trust of Ouray County for \$100,000 for Affordable Rental Project in Ouray

Councilor Underwood asked if the concerns of affordability in perpetuity had been resolved. Mayor Funk said the ground lease language made him feel comfortable with them remaining affordable even if a unit is sold. Councilor Underwood asked if the land was acquired with grant or a loan, since the document

uses both words. Ms. Sokolowski said it was a loan with deferred interest. Councilor Lindsey asked if this would be the only request for this project. Ms. Sokolowski said it would be.

Motion to approve the request for funding for Home Trust of Ouray County. This motion, made by Tamara Gulde and seconded by Ethan Funk, Carried.

Ethan Funk: Yea, Tamara Gulde: Yea, Peggy Lindsey: Yea, Josh Smith: Yea, Michael Underwood: Yea

a. Addendum 2 to Ouray Library District Agreement

Motion to approve Addendum 2 to Ouray Library District Agreement. This motion, made by Michael Underwood and seconded by Tamara Gulde, Carried.

Ethan Funk: Yea, Tamara Gulde: Yea, Peggy Lindsey: Yea, Josh Smith: Yea, Michael Underwood: Yea

b. Addendum 3 to Fellin Park Stage Design Agreement

Motion to approve Addendum 3 to Fellin Park Stage Design Agreement. This motion, made by Peggy Lindsey and seconded by Tamara Gulde, Carried.

Ethan Funk: Yea, Tamara Gulde: Yea, Peggy Lindsey: Yea, Josh Smith: Yea, Michael Underwood: Yea

c. Resolution 14, Series 2024 - Authorizing the Community Development Director to Submit a Grant Application to the Department of Local Affairs' (DOLA) "Local Planning Capacity Grant Program" and Acknowledging that the City is Prepared to Match 20% of the Grant in the Proposed 2025 Budget with a Maximum of \$40,000

Motion to approve Resolution 14, Series 2024. This motion, made by Peggy Lindsey and seconded by Michael Underwood, Carried.

Ethan Funk: Yea, Tamara Gulde: Yea, Peggy Lindsey: Yea, Josh Smith: Yea, Michael Underwood: Yea

d. Letter of Support for West Region Wildfire Council's Ouray Community Forest Resilience Project

Motion to approve the letter of support for West Region Wildfire Council's Ouray Community Forest Resilience Project. This motion, made by Josh Smith and seconded by Tamara Gulde, Carried.

Ethan Funk: Yea, Tamara Gulde: Yea, Peggy Lindsey: Yea, Josh Smith: Yea, Michael Underwood: Yea

11. DISCUSSION ITEMS

a. Direction for Future Tangram Design Agreement for Three Signs (Visitor Center, Hot Springs Pool, & Rotary Park) - Design for Local Fabricator or Full Design and Bid Process

Council preferred using regional vendors for the signs.

b. Possible Main Street Banner Mounts Inclusion in Tangram Design Agreement

Mr. Coleman asked Council if they were sure CDOT had already approved the banners. The council was under that impression, but will get confirmation. The council directed the banner mounts to be included in Tangram's designs.

c. City Admin Building: Department Planning Study

Council directed staff to ask how long the pricing is good for, looking to possibly include the project in the 2025 budget.

d. Future Agenda Items

12. ADJOURNMENT

Motion to adjourn at 7:28 pm. This motion, made by Peggy Lindsey and seconded by Josh Smith, Carried.

Ethan Funk: Yea, Tamara Gulde: Yea, Peggy Lindsey: Yea, Josh Smith: Yea, Michael Underwood: Yea

Ethan Funk, Mayor

ATTEST:

Melissa M. Drake, City Clerk

CERTIFICATION

I, Melissa M. Drake, do hereby certify that I am the City Clerk of the City of Ouray, Ouray County, State of Colorado, and that the above minutes are a true and correct summary of the meeting of the Ouray City Council held on Monday, September 16, 2024. I further certify that the meeting was duly called and held, and that a quorum was present.

Dated this Monday, September 16, 2024.

Melissa M. Drake, City Clerk

Interim City Administrator
Report for October 7, 2024 City Council

City Administrator Recruitment

The City Administrator job opening closed on Friday September 27th. KRW Associates received a total of 21 applications, there was a very strong response to the opening with some excellent candidates. KRW has done their own internal review and has placed the candidates in Tiers (A,B,C,) based on experience, education and general qualifications. The goal is to have in person interviews with the finalists starting the beginning of November.

Ouray Main St. RMS Project

Attended an onsite meeting with CDOT in regards to the Ouray Main St RMS Project. This project includes crosswalks at the parking area south of town with CR 361 as well as a crosswalk at the Visitors Center on the North end of town. Also included in the project are bump outs at the intersections of Main St and 6th and 7th Ave. The plan is currently at 30% design and is scheduled to be at 90% design by the end of the year. The goal is to complete the project in 2025. This project is being funded by an \$800,000 State Grant and a 20% match of \$200,000 from the City. Current estimated cost of this project is \$1.2 million.

CDOT Banner Update

Banners are allowed over the state highway. The City would need to initiate a special use permit through CDOT. The City would also be responsible for making sure the message on the banner follows the Outdoor Advertising Rules. Please see guidelines attached to this report.

Geothermal Line Replacement Project

Site survey is 90% complete. Survey crew will be onsite the week of October 7th to complete the required survey. Element Engineering has already started on the preliminary design and should have something to the City by the beginning of November. After talking with members of the element team they are not sure if any kind of holding tanks or vaults will be necessary that have been talked about in the past. We will know more after the survey is completed.

Via Ferrata Bathroom

This project was slightly delayed due to the location of the bathroom. The company did not feel that they could get a crane safely to the area where the bathroom will be located. Another issue we encountered was with the truck the bathroom will be delivered on, there was no way of getting the three piece bathroom safely to the location. We are now working with a local contractor to install the bathroom safely. The bathroom is scheduled to be delivered on Wednesday October 9th with the installation hopefully to be completed before winter.



Re: Banners Installed Above and Across State Highways:

PURPOSE

To establish procedures for the installation of “Banners” that are considered “Official Advertising Devices” over and across state highway right of way. To standardize methods of local entities displaying banners for such events as county fairs, parades, races, art shows where a banner would be placed during the event. This may include closure of the state highway for the event. This is a temporary banner placed by the city or county with the name and date of the event.

AUTHORITY

C.R.S. 43-1-417(3)(b)
C.R.S. 43-2-135(1)(b).

DEFINITIONS

“Banner” For the purpose of this directive, a “banner” is considered an “official advertising device” as defined in C.R.S. 43-1-403(13), and in 2CCR 601-3 (Rules and Regulations Pertaining to Outdoor Advertising), that is mounted or suspended above the portion of a street between the curbs, or portion used for highway purposes.

“Official advertising device” (per C.R.S. 43-1-403(13), “Any advertising device erected for a public purpose authorized by law, but the term shall not include devices advertising any private business.”

“Official Advertising Device” (per CCR 601-3 Section IV. GG.) “ Any advertising device erected for a public purpose authorized by law, but the term shall not include devices advertising any private business. Authorized by law means a duly enacted statute, rule, regulation, ordinance, declaration or resolution by a governmental entity specifically authorizing the erection by a governmental entity.”

INTRODUCTION

The Department may grant written permission to erect official advertising devices within the right of way, per C.R.S. 43-1-417(3)(b). The Department may prohibit such devices up to a vertical height of twenty feet above the roadway surface, (per C.R.S. 43-2-135(1)(b)).

Requests for temporary banners for special events are not uncommon. Such special events include (but are not limited to) county fairs, parades, races, art shows. Event organizers often have a number of opportunities to provide attendees with promotional materials via flyers, newspaper advertisements, mailings, etc. and should be encouraged to do so and thus avoid the need for regular and seemingly continuous display by banner.

Overall, while the use of banners and the possible disruptions they bring to the transportation system is discouraged, allowing banners for special events shall be determined by the degree of local support for such devices and the historical use of the devices. Since both state and federal law prohibit commercial advertisements on public rights of way, the purpose of the event banners is limited to announcing the plans for an up coming event of limited duration and frequency and shall not include advertising for any private business or product.

The following criteria shall be considered when permitting a “banner” for an “official advertising device”.

CRITERIA FOR PLACEMENT

1. Height Above Roadway: No part of the banner shall be less than 20 vertical feet above the roadway surface. This is consistent with C.R.S. 43-2-135(b), and is adequately above all legal clearance limits.
2. Timetable: A banner may be installed up to one month prior to the event, and shall be removed not more than two days after the event, or as approved.
3. Appropriate Message: The banner message shall be limited to the name and date(s) of the event, and/or related information.
4. Structural Adequacy of Supports: Support poles for banners shall include breakaway features when warranted (**Note a.**) and shall be engineered to meet AASHTO wind load requirements (**Note b.**) with banner and cable in place.

5. Installation by Local Agencies: City or county forces shall be responsible to install support poles and cables, unless the banner cable will be anchored to building on private property. City or county forces shall be responsible for attaching and raising/lowering the banner.
6. Installation by Designated Contractor: In lieu of installation by local agency forces, the installation or any part thereof may be performed by a contractor that is designated and approved by the sponsoring local agency.
7. Allowable Categories of Highways for Banners: No banners shall be placed on Freeways, or Interstate highways, for safety reasons to prevent distracting motorists on a high speed facility.
8. Banners Prohibited from Highway Structures: No banners shall be attached to: (a) Traffic control devices such as signal poles; (b) Sign bridges or structures; or (c) Bridges or overpass structures.
9. Workers' Compensation and Liability Insurance: The responsible local agency shall demonstrate coverage for: (a) Workers' Compensation Insurance in Accordance with prevailing laws; (b) Liability insurance in at least the minimum amounts prescribed in C.R.S. 24-10-114 (**Note c.**).
10. Banner Material: A banner shall be made of durable canvas or cloth-like material that does not conduct electricity.
11. Not Obstruct View: The banner shall not obstruct a motorist's view of any traffic control device.
12. Number of Banners: Only two banners, one in each direction of travel, shall be allowed per event.
13. Exempt Locations: Small flag-like banners placed on utility poles, outside of curb lines that contain no commercial advertising or logos can be allowed. (city control beyond traveled way).

Notes:

- a. Breakaway supports shall be required for all supports except that non-breakaway supports may be permitted under the following conditions, but only where posted speeds are 35 mph or less: (a) the support is 10 feet or more from the traveled way; (b) the support is located behind barrier type curb; (c) the support is in an urban area where a falling pole might strike a pedestrian or cause property damage; or (d) the support is located beyond the clear zone or behind guardrail.
- b. Supports shall be designed for 90 mph wind velocity in accordance with AASHTO "Standard Specifications for Structural Supports for Highway Signs, Luminaries, and Traffic Signals."
- c. The minimum acceptable liability insurance coverage shall be as follows:
 - Comprehensive General Public Liability and Property Damage Insurance:
 - Combined Bodily Injury and Property Damage
 - \$150,000 per person
 - \$600,000 each occurrence
 - Comprehensive Auto Liability and Property Damage Insurance:
 - Combined Bodily Injury and Property Damage
 - \$150,000 per person
 - \$600,000 each occurrence

PROCEDURES

1. Regions shall be responsible, in cooperation with the involved local agency, for implementing this directive.
2. Regions shall act in response to written request from the sponsoring agency.
3. If a banner request meets the above criteria, the Region shall permit the banner by means of letter approval or other suitable form, including any applicable terms and conditions.

Ouray Police Department City Council Report

September 2024

Chief Of Police

The Ouray Police Department is seeking a Police Chief. The position is being advertised via the City of Ouray website's employment opportunities section. The position is also being advertised by KRW Associates LLC

New Officer:

The Ouray Police Department is still seeking a full time Officer. The position is being advertised via social media websites and on the Colorado Police Officer Standards and Training (POST) website.

Axon In Car Camera

The last of the in car cameras has been installed in the patrol car to be issued to the new patrol officer. (Chevy Tahoe)

Donation

The Ouray Police Department was given a \$1,500.00 dollar donation for the Colorado 500 motorcycle origination. The Police Department has decided to "Pay it forward" and have added \$1,500.00 dollars to it to present a scholarship to high school student or students to assist in furthering their education. The scholarship must be used for educational proposes only.

Budget

The Ouray Ray Police Department has summited the 2025 budget to the Ouray City Council

Scheduling

As of 09.28.2024 the Ouray Police Department has returned to the winter hour schedule, dayshift will now begin at 7:00 AM ending at 5:00 PM, day shift will be

available for call outs from 3:30 AM until they come on duty at 7:00 AM. Day shift will also be available to assist the night car for emergent incidents if needed. Night shift will begin at 2:00 PM and end at 12:00 AM. The night car will be available for call outs from the end of their shift till 3:30 AM. The night car will also be available to assist the day car with emergent incidents if needed.

Calls for Service and Self-initiated calls

| | | Month of September |
|-----------------------------|-----|--------------------|
| Total calls responded to | 410 | |
| Directed Patrols | 216 | |
| Parking Problems | 20 | |
| Security Checks | 12 | |
| Agency Assists | 8 | |
| Traffic contacts/complaints | 7 | |
| Vehicle Accidents | 5 | |
| Welfare Checks | 5 | |
| 911 | 3 | |
| Disturbance | 1 | |
| Family Fights | 0 | |
| Juvenile Problem | | |

Ouray Police Department
Interim Chief G. Ray

Fire Department Report for September, 2024

10/02/24

5 Training opportunities held in September

Instructors from Denver performed an advanced extrication Course last weekend

EMT Class in progress for 2 members

Currently working on the "consolidation ideas". As of right now, we are currently looking at the best option for the residents of the county. We will advise within the following months

Calls for September:

| | | | |
|------|-----------|-------|------|
| 9/3 | Fire | 3 ffs | 1hr |
| 9/6 | MVA | 7 ffs | 2 hr |
| 9/7 | CO Alarm | 7ffs | 1hr |
| 9/16 | Fire | 6ffs | 1hr |
| 9/18 | Sm Alarm | 6ffs | 1hrs |
| 9/18 | Smk Alarm | 1ffs | 1hr |
| 9/18 | Smk Alarm | 2ffs | 1hr |

Public Works September 2024 Update

Water

- Water Usage Numbers for **August:**
 - Influent (Water from spring) – 27,422,080 Gallons
 - Effluent (Water to town) – 19,620,891 Gallons
 - Hydro Plant – 2,065,264 Gallons
 - Mineral Farms – 501,600 Gallons
- Continued to monitor and sample chlorine residuals at the two entry points of the distribution system. The City has been in compliance and meeting all CDPHE requirements.
- The Water Plant reached Substantial Completion on September 13. Aslan Construction continues to work on the new Water Treatment Facility. The generator is set and operational with training completed on October 3. Aslan continues to work on final grading of the entire jobsite along with cleanup. The fence company is installing a fence around the perimeter of the water plant and they are nearing completion. Filter Tech will be onsite later this month. They will conduct more training and address some minor operational issues. All filter skids have been tested and are operational. Filter Tech continues to work on programming and testing of all equipment. Element Engineering completed a Substantial Completion walk through of the project on September 23. The result of the walk through is a punch list of items for Aslan to correct, fix, tighten or make adjustments. All necessary paper work has been submitted to the State (CDPHE). The State (CDPHE) will allow us to lower the chlorine levels in our drinking water from a minimum of 2.0 mg/l to 0.9 mg/l starting October 1, 2024.



Sewer

- Continued to clean head works three times daily.
- Continued to skim lagoons of debris as needed.
- Continued taking wastewater samples on a weekly basis.
- Aslan Construction continues to work on the new Wastewater Treatment Facility. A lot of cleaning has taken place and the facility is looking very good. Paint crews are there working on final coat of paint and touch ups. Site grading and backfill continues around the entire jobsite. The MBBR (Moving Bed Biofilm Reactor) is running. The wetting of the media was successful and the growth of the biofilm happened faster and better than anticipated. The MBBR is now up and running. The plant is currently treating the wastewater very well and will improve as time goes on. The Wastewater Treatment Facility has officially taken over and the old lagoon system completely bypassed October 2, 2024.
- Public Works crew has been attending multiple training opportunities with JVA, Veolia and Aslan.



Streets/Miscellaneous

- Cord with Simon Pipeline Services assisted Public Works with removing plugs from our storm drains and drop boxes around town.
- Bridal Veil creek has been cleaned up and water was channeled in a manner to keep runoff away from structures and city streets.
- With the degradation of the applied dust suppression, we have started watering and grading streets regularly. We will continue until snow starts making a presence.
- Snow removal signs for the downtown business district have been ordered. Crews plan on installing these signs in the fall so enforcement can begin November 1st 2024.
- Cleaning of Sky Rocket. Although never done we have removed enough material to create a good buffer in the event of more flooding.

Ouray Hot Springs Fitness Center and Bathhouse

- Bathhouse Design firm has been selected. A very qualified architecture firm will be running our public input process once our contract is signed at the next council meeting.... Stay tuned, we are a signature away.
- We continue to run into staffing constraints with life guards. The aquatic leadership team has had to put increasing amounts of time into lifeguarding in order to meet compliance. We will be exploring strategies to increase retention and recruitment.
- The fitness center will be seeing some improvements including additional maintenance of existing equipment, the removal of broken equipment and the addition of some new equipment.
- The Hot springs merchandise display will be seeing a facelift and additional merchandise including bath robes for winter guests.
- The maintenance team has been working diligently to get us ready for winter. They have taken down the large shade sales, cleaned the deck heat exchanger and performed annual maintenance for the bathhouse heating system.
- The condition of the bathhouse heating system is fairly poor. The maintenance team has made significant investments into improving the system this year, however this system is approaching the need for replacement. We hope to maintain the existing heating system until the completion of a new bathhouse.
- 2 new exit gates will be installed on the south and north side of the Hot Springs in an effort to reduce the amount of people exiting through the entrance. This should improve traffic flow and ultimately customer experience. The work will occur starting on the 8th with a target completion of the 15th.
- This year our maintenance team implemented a rolling closure of individual pool to complete our seasonal maintenance on tile, cleanliness, and plaster. This historically has been completed via a week long closure. At no point did the facility close this year to accomplish the seasonal maintenance.
- Weekly finance for 9/20: (we are down approximately \$8,000 from the prior week, however this week was very busy and we expect to see increased revenue.)
 - *Total Income \$49,742.65*
 - *Daily Admissions - \$39,550*
 - *Punch Pass - \$4,340*
 - *Pool Merchandise - \$2,623.82*
 - *Lockers and Showers - \$614*
 - *Swim Lessons - \$270*
 - *Gift Cards - \$42*

Box Cañion

- Box Cañion will move its hours from 9:00-5:00 Starting October 8th
- We have an end of season debrief with all staff on 10/8 and a staff appreciation dinner on 10/9
- As of the end of August we saw 75,000 people
- \$184,000 in expenses including labor as of the end of Aug, Revenue was \$498,000 as of the end of Aug
- Concessions spend \$16,000 Earned \$36,000




Parks

- The Community center continues to see improvements including the new ceiling and lighting. We have gotten everything ready in preparation of the new AV equipment install this November.
- The majority of our irrigation systems have been winterized. We are turning Fellin Park back on since the weather has been so helpful.
- We have Promoted Brian Hixon to the Parks and Facilities Manager position, Kyler has Promoted to the Park Maintenance worker two position, and Tim Lancaster to the Park maintenance worker two position.
- We have almost completed the purchase of a new UHV to facilitate trail maintenance utilizing the cost savings from our replacement truck.

- I will be going up to Mountain Village to explore the feasibility of transporting the climbing boulder to Rotary Park next week. If we are able to move it, it will need to happen between October 21st and November 15th.
- Our Parks and Recreation Survey is still out and live. So far participation has been low but valuable, so please encourage friends and family to take part in this critical survey so we can provide the best programs, events and athletics possible. The survey is available on our website, in the newspaper and is posted in city hall via QR code
- Our Recreation Coordinator Sean Hart and Joe Brown will be working on an activity guide for all our 2025 programs once we get the results of our survey.
- We have registered our organization as an NRPA contributor. This gives us access to professional development opportunities for staff, grant opportunities, networking and discounted conference registration. All parks and rec employees will have access.





970.596.7837 
KRhoten@CityofOuray.com 
VisitOuray.com 




VISITOR CENTER

September

- Staff greeted and served up to 230 people a day
- Staff sent out 12 boxes of visitor guides to other visitor centers
- Ordered more OHV passes
- Ordered more free state maps
- Ordered more Colorado State Guides
- Kailey and Loren attended the Colorado Governor's Conference in Crested Butte
- Staff decorated for Fall
- Staff provided coffee, cookies, and restroom services to 4 tour buses
- Kailey and Loren interviewed potential candidates for the Customer Service Associate position
- We hired Vanessa W. for the Customer Service Associate position
- Ordered more T-shirts
- Ordered more hats
- Ordered another T-shirt clothing rack
- Ordered more Ouray winter beanies
- Scheduled monthly "funtivity" with a Ninazuma pottery
- Staff began making list of Fall hours
- Staff began reaching out to businesses regarding winter closures
- Staff dropped off maps and guides to local businesses and storefronts
- Staff served multiple Airbnb owners and sent maps, guides and "to-do" lists home with them
- Loren began implementing reaching out to other visitor center to begin forming a closer relationship, as discussed at Governor's Conference
- Staff received more literature from the Governor's Conference
- Staff placed order for Gravel Adventure Guide
- Staff placed order for Colorado Recreation guide





970.596.7837 
KRhoten@CityofOuray.com 
VisitOuray.com 

VISIT OURAY

Website

- Added Ourway to the Traveling Page
- Added Ourway as a pop-up banner on website
- Created a Website Accessibility statement page
- Revamped the Winter page
- Revamped the Ice Climbing/ Ice Park page
- Revamped the Jeeping/ OHV page
- Revamped the Guided Adventures page
- Revamped the Avalanche page
- Completed ADA Audit for Avalanche page
- Completed ADA Audit for Guided Adventures
- Completed ADA Audit for Accessibility Statement
- Completed ADA Audit for Know Before You Go
- Completed ADA Audit for Getting Here
- Completed ADA Audit for Contact Us
- Completed ADA Audit for Ouray App
- Completed ADA Audit for Home page

Do Ouray Right




- Filmed Respect the Trail and Justin's Character segments
- Filmed Slow Down and Enjoy segment
- Applied for the Do Colorado Right Co-op campaign

Social Media

- Boosted OurWay bus on Google Ads
- Boosted OurWay bus on Facebook
- Boosted OurWay bus on Instagram (pending)
- Visit Silverton Instagram Takeover for Silverton Creates





970.596.7837 
KRhoten@CityofOuray.com 
VisitOuray.com 

VISIT OURAY

Media

- \$0 charge for having Ouray, Colorado be a sponsored page on [Colorado.com](https://www.colorado.com) (\$5,000 value)
- Made adjustments to Ouray page on [Colorado.com](https://www.colorado.com)
- Picked themes for November – February for Denver 7 segments
- Supplied B-Roll to KTLA (Los Angeles tv station) to talk about how Ouray, Colorado is a Best Small Town (from coverage in Travel and Leisure)
- Sent in updated information for the Ouray page on [Colorado.com](https://www.colorado.com)
- Created 4 campaigns for Native ads, with three photos each, and descriptors – [Colorado.com](https://www.colorado.com)
- Created Display Ad for [Colorado.com](https://www.colorado.com)
- Organizing a two day documentary style video shoot for the Colorado Historical Host Springs Loop
- Put together Denver 7 segment highlights/ topics for November through February
- Edited photo assets to add to our Media Request folder
- Started the Google Ads campaign for winter promotion
- Started Youtube Ad promotion
- Daily Press interview about the Love Your Gorge event
- Applied for the social co-op campaign with the Colorado Tourism Office
- Applied for the paid media promotion campaign with the Colorado Tourism Office

Business Collaborations




- Brickhouse 737
- Ouray Trail Group
- Ouray Chamber – Grants and Grub
- Miles Partnership
- Main Street Committee
- Ouray Main Streets Workshop
- OEDC Committee

Newsletters

- Helped disperse survey for ice park and parks
- Reminder of survey, grant, and other programing
- October Tourism Newsletter
- October Local Newsletter





970.596.7837 
KRhoten@CityofOuray.com 
VisitOuray.com 

VISIT OURAY

Tourism Advisory Committee

- Voted to cap the sponsorships/promotions to \$50,000
- Voted to move \$26,360 from the sponsorships/promotions to put towards an additional part time marketing assistant position
- Discussed how TAC should move forward with what goals we need to achieved based on the community and strategic plan
- Discussed that we need to create a manual for TAC members that includes who they are and what their responsibilities as members are
- Organized all LOT Applicants in Google Drive with their application and report (if needed)
- Created the Scoring Rubric for the LOT Grant applicants

Destination Learning Lab




- We had four people complete the form from the training
- Three people have been awarded a \$25 gift card

Non-Project Based Updates

- Submitted grant application for the 2025 Marketing Grant through the Colorado Tourism Office for \$20,000 with a \$5,000 match
- Ordered stickers for Parks Department
- Completed Ice Park Survey
- Completed Parks Survey
- Assisted in the Main Streets Logo clean up
- Emailed businesses who could potentially be a part of the Wheel the World program through the Colorado Tourism Office
- Emailed lodgers again for a reminder on the Stay Two Nights, Get Third Night Free promotion for this winter.
- Created materials for five minute presentation during the 2025 Colorado Governor's Conference on Tourism for the Key Note Session
- Updated the employee manual
- Met with CTO reps to inquire about Wheel the World program
- Colorado Hot Springs Loop





970.596.7837 
KRhoten@CityofOuray.com 
VisitOuray.com 

VISIT OURAY

Colorado Association of Destination Marketing Organizations June Meeting Notes (missed while on maternity leave)

Cliff notes from the June CADMO meeting:

- Grand Junction – Occupancy is flat, ADR is up
- Steamboat – Occupancy looked good for summer
- Alamosa – Occupancy is flat, ADR is down a little
- Chaffee County – Tourism is flat, occupancy is down, ADR is up
- Estes Park – Occupancy is down, rate is up
- Pagosa – Occupancy down, rate is up
- Telluride – ADR is down
- Boulder – Occupancy is better than pre covid, rates are off the charts
- Colorado Springs – Lodging tax was up 5.5%

Something that was interesting was this point from Telluride:

Kiera said that their ADR is down about 2%, The Bluegrass festival was down about 5% but last year was the 50 th anniversary, so it was very strong. She shared a case study with Telluride turning off marketing and Mountain Village continuing marketing and TMV showed an increase in occupancy while Telluride showed a decrease in both occupancy and ADR. It shows that you can't just start and stop your marketing efforts. They have launched a tourism dashboard- there was general discussion about the high cost of acquiring data.



CITY OF OURAY FUND BALANCE SUMMARY

| Through August 2024 | GOVERNMENT FUNDS | | | | | ENTERPRISE FUNDS | | | | | TOTAL CITY HELD FUNDS | FIRE PENSION | |
|---------------------------------|------------------|---------------|-----------|--------------|----------------|------------------|-----------|--------------|---------|-----------|-----------------------------|-----------------|----------|
| | GENERAL | CONSERV.TRUST | TOURISM | CAP. IMPROV. | BEAUTIFICATION | WATER | SEWER | UTILITIES-CI | REFUSE | PARKS | | | |
| 2021 AUDITED | | | | | | | | | | | | | |
| ENDING FUND BALANCE | 2,187,024 | 164,268 | 665,932 | 1,636,800 | 131,425 | 126,031 | 651,900 | 1,088,717 | 18,167 | 1,261,718 | 7,931,982 | | 903,648 |
| 2022 AUDITED | | | | | | | | | | | | | |
| BEGINNING FUND BAL | 2,187,024 | 164,268 | 665,932 | 1,636,800 | 131,425 | 126,031 | 651,900 | 1,088,717 | 18,167 | 1,261,718 | 7,931,982 | | 903,648 |
| ADD: REVENUES | 4,257,049 | 12,199 | 698,580 | 724,663 | 94,739 | 622,542 | 847,833 | 1,208,962 | 270,986 | 2,819,014 | 11,556,567 | | (24,277) |
| LESS: EXPENDITURES | 3,398,262 | 119,916 | 429,427 | 783,283 | 86,462 | 723,391 | 723,424 | 185,104 | 248,292 | 3,023,885 | 9,721,446 | | 36,023 |
| ENDING FUND BALANCE | 3,045,811 | 56,551 | 935,085 | 1,578,180 | 139,702 | 25,182 | 776,309 | 2,112,575 | 40,861 | 1,056,847 | 9,767,103 | | 843,348 |
| 2023 UNAUDITED | | | | | | | | | | | | | |
| BEGINNING FUND BAL | 3,045,811 | 56,551 | 935,085 | 1,578,180 | 139,702 | 25,182 | 776,309 | 2,112,575 | 40,861 | 1,056,847 | 9,767,103 | | 843,348 |
| ADD: REVENUES | 5,419,172 | 15,297 | 805,160 | 843,001 | 107,523 | 682,164 | 918,584 | 17,431,253 | 307,985 | 3,664,204 | 30,194,343 | | 133,480 |
| LESS: EXPENDITURES | 4,075,443 | 35,542 | 686,689 | 923,078 | 120,866 | 613,263 | 761,353 | 16,654,312 | 289,607 | 3,466,164 | 27,626,317 | | 41,289 |
| ENDING FUND BALANCE | 4,389,540 | 36,306 | 1,053,556 | 1,498,103 | 126,359 | 94,083 | 933,540 | 2,889,516 | 59,239 | 1,254,887 | 12,335,129 | | 935,539 |
| 2024 @ 8/31 | | | | | | | | | | | | | |
| BEGINNING FUND BAL | 4,389,540 | 36,306 | 1,053,556 | 1,498,103 | 126,359 | 94,083 | 933,540 | 2,889,516 | 59,239 | 1,254,887 | 12,335,129 | | 935,539 |
| ADD: REVENUES | 2,604,333 | 9,991 | 455,294 | 373,014 | 55,322 | 458,934 | 590,610 | 11,990,408 | 227,243 | 2,838,829 | 19,603,978 | | 51,138 |
| LESS: EXPENDITURES | 2,509,722 | 15,090 | 414,584 | 368,978 | 27,586 | 449,095 | 473,717 | 9,662,476 | 228,810 | 2,470,028 | 16,620,086 | | 17,550 |
| ENDING FUND BALANCE | 4,484,151 | 31,207 | 1,094,266 | 1,502,139 | 154,095 | 103,922 | 1,050,433 | 5,217,448 | 57,672 | 1,623,688 | 15,319,021 | | 969,127 |
| Restricted Fund Balance: | | | | | | | | | | | | | |
| Council Reserves ** | - | - | (250,000) | (103,871) | - | - | - | - | - | - | (353,871) | | |
| Cumulative flume tax @ 8/31 | (676,210) | | | | | | | | | | (676,210) | | |
| | 17,701,076 | 128,900 | 3,821,256 | 5,136,466 | 489,721 | 1,200,117 | 3,981,840 | 32,649,364 | 632,203 | 9,442,319 | 75,183,262 | | |

| LEGEND | |
|---|--------------------------------|
| | Revenue > Expense |
| | Expense > Revenue (unexpected) |
| | Expense > Revenue (expected) |

** Resolution 18 - 2021 CIF - \$245,000 (10,000 - Gazebo, 65,000 - Pickleball/Basketball Court, 20,000 - Skate Park, 150,000 - Fellin Park Restrooms (150,000+ spent))
 CTF - \$40,000 - Fellin Park Restrooms (40,000+ spent)
 TF - \$250,000 - Fellin Park Stage

CITY OF OURAY
REVENUES WITH COMPARISON TO BUDGET
FOR THE 8 MONTHS ENDING AUGUST 31, 2024

GENERAL FUND

| | PY 3 AUDITED | PY 2 AUDITED | PY ACTUAL | PYTD ACTUAL | CYTD ACTUAL | CY BUDGET | VARIANCE | |
|---|---------------------|---------------------|---------------------|---------------------|---------------------|---------------------|---------------------|------------|
| <u>TAXES</u> | | | | | | | | |
| 10-40-4000 LODGING TAXES | 8,791.09 | 9,631.06 | 10,600.89 | 5,736.72 | 4,973.33 | 10,056.00 | 5,082.67 | 508 |
| 10-40-4005 STR EXCISE TAX / HOUSING PROJ | .00 | 251,066.97 | 332,671.64 | 187,187.73 | 189,572.95 | 250,000.00 | 60,427.05 | 604 |
| 10-40-4010 OCCUPATIONAL TAX | 1,525.00 | 1,750.00 | 1,375.00 | 1,375.00 | 1,800.00 | 1,525.00 | (275.00) | 275 |
| 10-40-4020 PROPERTY TAXES | 495,174.87 | 556,262.70 | 543,160.16 | 512,867.40 | 619,477.42 | 602,873.00 | (16,604.42) | 166 |
| 10-40-4030 SALES TAX | 2,248,197.98 | 2,174,665.48 | 2,530,413.10 | 1,076,143.82 | 1,119,056.87 | 2,263,407.00 | 1,144,350.13 | 114 |
| TOTAL TAXES | 2,753,688.94 | 2,993,376.21 | 3,418,220.79 | 1,783,310.67 | 1,934,880.57 | 3,127,861.00 | 1,192,980.43 | 119 |
| <u>GRANTS/CONTRIBUTIONS</u> | | | | | | | | |
| 10-41-4105 STATE HISTORICAL SOCIETY GRANT | 82,326.50 | .00 | .00 | .00 | .00 | .00 | .00 | 0 |
| 10-41-4106 GOCO GRANT FOR OURAY SCHOOL | 110,000.00 | .00 | .00 | .00 | .00 | .00 | .00 | 0 |
| 10-41-4120 POLICE GRANTS/DONATIONS | 547.00 | 6,212.00 | 8,556.28 | 7,056.28 | .00 | 7,000.00 | 7,000.00 | 700 |
| 10-41-4140 FIRE DEPT. GRANTS/DONATIONS | 14,500.00 | 406,446.64 | 2,257.00 | 257.00 | 3,687.00 | .00 | (3,687.00) | 368 |
| 10-41-4152 WEST REGION WILDFIRE GRANT | .00 | .00 | .00 | .00 | .00 | 92,000.00 | 92,000.00 | 920 |
| 10-41-4153 CDOT GRANT FOR MAIN ST REVITAL | .00 | .00 | .00 | .00 | .00 | 126,400.00 | 126,400.00 | 126 |
| 10-41-4170 OTHER PARKS GRANTS/DONATIONS | .00 | .00 | 99.00 | 99.00 | .00 | .00 | .00 | 0 |
| 10-41-4171 DONATIONS FOR OEDC MICRO GRANT | .00 | 5,000.00 | 13,500.00 | 11,500.00 | 9,500.00 | 12,500.00 | 3,000.00 | 300 |
| 10-41-4175 EIAF GRANT | .00 | 17,600.62 | .00 | .00 | 7,399.38 | .00 | (7,399.38) | 739 |
| 10-41-4186 SIPA MICRO GRANT | 4,050.00 | 6,500.00 | .00 | .00 | .00 | .00 | .00 | 0 |
| 10-41-4190 CARES ACT REIMB FOR COVID-19 | 79,920.90 | .00 | .00 | .00 | .00 | .00 | .00 | 0 |
| 10-41-4192 IHOI GRANT -AFFORDABLE HOUSING | .00 | .00 | 1,050,000.00 | .00 | 77,706.94 | .00 | (77,706.94) | 777 |
| TOTAL GRANTS/CONTRIBUTIONS | 291,344.40 | 441,759.26 | 1,074,412.28 | 18,912.28 | 98,293.32 | 237,900.00 | 139,606.68 | 139 |

CITY OF OURAY
 REVENUES WITH COMPARISON TO BUDGET
 FOR THE 8 MONTHS ENDING AUGUST 31, 2024

GENERAL FUND

| | PY 3 AUDITED | PY 2 AUDITED | PY ACTUAL | PYTD ACTUAL | CYTD ACTUAL | CY BUDGET | VARIANCE | |
|---------------------------------------|-------------------|-------------------|-------------------|-------------------|-------------------|-------------------|------------------|------------|
| <u>PERMITS & FEES</u> | | | | | | | | |
| 10-42-4200 BUILDING PERMITS | 88,094.08 | 77,497.05 | 51,133.57 | 29,095.80 | 31,637.13 | 48,000.00 | 16,362.87 | 163 |
| 10-42-4208 BUSINESS LICENSES | .00 | 10.00- | 1,987.50 | 70.00 | 23,305.00 | 1,000.00 | (22,305.00) | 223 |
| 10-42-4210 LIQUOR LICENSES/PERMITS | 6,473.75- | 13,007.50 | 13,745.00 | 12,215.00 | 7,441.51 | 5,000.00 | (2,441.51) | 244 |
| 10-42-4212 SHORT-TERM RENTAL LIC/FEES | 48,900.00 | 31,100.00 | 39,375.00 | 37,125.00 | 22,400.00 | 35,000.00 | 12,600.00 | 126 |
| 10-42-4220 MOTOR VEHICLE FEE | 5,810.65 | 5,914.73 | 5,119.11 | 3,234.24 | 2,878.52 | 5,000.00 | 2,121.48 | 212 |
| 10-42-4230 PLANNING & ZONING FEES | 9,351.60 | 7,196.68 | 6,640.70 | 5,290.70 | 3,257.00 | 10,000.00 | 6,743.00 | 674 |
| 10-42-4232 ENCROACHMENT PERMITS | 100.00 | 782.00 | 250.00 | 250.00 | .00 | 500.00 | 500.00 | 500 |
| 10-42-4242 SPECIFIC OWNERSHIP AUTO | 68,829.17 | 69,750.42 | 68,607.87 | 39,276.12 | 38,538.26 | 50,000.00 | 11,461.74 | 114 |
| TOTAL PERMITS & FEES | 214,611.75 | 205,238.38 | 186,858.75 | 126,556.86 | 129,457.42 | 154,500.00 | 25,042.58 | 250 |

CITY OF OURAY
REVENUES WITH COMPARISON TO BUDGET
FOR THE 8 MONTHS ENDING AUGUST 31, 2024

GENERAL FUND

| | PY 3 AUDITED | PY 2 AUDITED | PY ACTUAL | PYTD ACTUAL | CYTD ACTUAL | CY BUDGET | VARIANCE | |
|-----------------------|--------------------------------|--------------|-----------|-------------|-------------|-----------|------------|------------------|
| <u>OTHER REVENUES</u> | | | | | | | | |
| 10-43-4032 | OURAY SCHOOL FUEL PAYMENT | 5,314.80 | 7,417.51 | 8,556.28 | 6,144.07 | 3,875.84 | 7,500.00 | 3,624.16 362 |
| 10-43-4300 | CNL RENT | 4,800.00 | 4,800.00 | 4,800.00 | 3,200.00 | 3,200.00 | 3,200.00 | .00 0.0 |
| 10-43-4305 | CIGARETTE TAX | 5,973.22 | 4,820.53 | 6,206.87 | 2,754.70 | 2,384.86 | 4,000.00 | 1,615.14 161 |
| 10-43-4310 | COURT FINES | 13,875.00 | 11,350.40 | 8,353.70 | 4,981.20 | 2,665.00 | 6,000.00 | 3,335.00 333 |
| 10-43-4311 | STR FINES | .00 | 12,500.00 | .00 | .00 | .00 | .00 | .00 0 |
| 10-43-4312 | CODE VIOLATION FINES | .00 | .00 | 150.00 | 150.00 | .00 | .00 | .00 0 |
| 10-43-4315 | E.S.C. REIMBURSEMENT | 3,701.00 | 4,947.00 | 4,226.00 | .00 | .00 | 4,225.00 | 4,225.00 422 |
| 10-43-4320 | FIRE DIST REIMBURSEMENT | 36,217.56 | 40,520.73 | 66,316.04 | .00 | 66,316.04 | 76,358.00 | 10,041.96 100 |
| 10-43-4322 | BLDG INSPECTION REIMBURSEMENT | .00 | .00 | 60.00 | 60.00 | .00 | .00 | .00 0 |
| 10-43-4325 | FRANCHISE FEES | 64,741.71 | 40,853.32 | 71,216.98 | 46,007.82 | 45,362.25 | 51,000.00 | 5,637.75 563 |
| 10-43-4330 | HIGHWAY DEPT REIMBURSE | 3,877.80 | 9,517.59 | 9,786.40 | 9,786.40 | .00 | 10,000.00 | 10,000.00 100 |
| 10-43-4333 | COUNTY RD & BR SHARING | 27,135.62 | 30,577.01 | 30,346.02 | 30,346.02 | 42,635.79 | 44,295.00 | 1,659.21 165 |
| 10-43-4335 | HIGHWAY USERS TAX | 47,838.89 | 41,835.31 | 48,761.36 | 28,892.00 | 28,935.58 | 45,636.00 | 16,700.42 167 |
| 10-43-4337 | FED. MIN. LEASE & ST.SEVERANCE | 7,520.40 | 73,122.64 | 76,941.27 | 76,941.27 | 42,684.98 | 20,000.00 | (22,684.98) 226 |
| 10-43-4340 | INTEREST INCOME | 5,033.85 | 39,930.52 | 170,121.90 | 80,829.32 | 27,010.60 | 160,000.00 | 132,989.40 132 |
| 10-43-4342 | HOSTED EVENT FEES | .00 | 685.00 | .00 | .00 | .00 | .00 | .00 0 |
| 10-43-4348 | VEHICLE SALES | .00 | .00 | 9,500.00 | 9,500.00 | .00 | .00 | .00 0 |
| 10-43-4350 | OTHER REVENUE - MISC | 10,390.88 | 4,492.53 | 3,686.07 | 3,136.07 | 9,480.99 | 1,500.00 | (7,980.99) 798 |
| 10-43-4351 | COPY MACHINE REVENUE | 133.00 | 100.81 | 36.50 | 18.50 | 17.00 | 25.00 | 8.00 8.0 |
| 10-43-4353 | VENDING MACHINE REVENUE | 132.03 | 152.89 | 103.26 | 83.86 | 169.44 | 100.00 | (69.44) 69. |
| 10-43-4354 | PUBLIC WORKS REVENUE | 1,210.00 | 650.00 | 2,790.00 | 2,390.00 | 60.00 | 500.00 | 440.00 440 |
| 10-43-4355 | VIN INSPECTIONS - POLICE | 1,376.40 | 1,060.00 | 650.00 | 560.00 | 290.00 | 1,000.00 | 710.00 710 |
| 10-43-4356 | OTHER REVENUE - POLICE | .00 | 4,785.00 | 643.64 | 300.00 | 314.98 | .00 | (314.98) 314 |
| 10-43-4358 | POLICE REPORTS | 177.60 | 240.00 | 200.00 | 130.00 | 180.00 | 200.00 | 20.00 20. |
| 10-43-4359 | IT SERVICES REVENUE | .00 | 375.00 | .00 | .00 | 562.50 | 500.00 | (62.50) 62. |
| 10-43-4363 | ONLINE PROCESSING FEES | .00 | .00 | 198.04 | 84.02 | 383.52 | 500.00 | 116.48 116. |
| 10-43-4368 | OTHER REVENUE - FIRE | .00 | 667.00 | .00 | .00 | .00 | .00 | .00 0 |
| 10-43-4369 | PUBLIC RESTROOM REIMB-CLEANING | 4,320.00 | 4,320.00 | 4,320.00 | 2,880.00 | 2,880.00 | 4,320.00 | 1,440.00 144 |
| 10-43-4370 | REBILLING & INTEREST | 6,418.76 | 17,398.74 | 13,399.89 | 10,793.48 | 2,200.52 | 14,000.00 | 11,799.48 117 |
| 10-43-4375 | TAXES PENALTY & INT | 1,869.54 | 2,276.22 | 2,655.12 | 1,323.81 | 2,434.29 | 2,000.00 | (434.29) 434 |
| 10-43-4376 | INSURANCE CLAIMS | .00 | 52,726.44 | .00 | .00 | .00 | .00 | .00 0 |
| 10-43-4385 | TRANSFER FROM REF/REC FUND | 10,301.04 | 14,014.08 | 15,765.96 | 10,510.64 | 10,510.64 | 15,767.00 | 5,256.36 525 |
| 10-43-4386 | TRANSFER FROM CAP.IMPROV.FUND | 324,762.39 | .00 | .00 | .00 | .00 | .00 | .00 0 |
| 10-43-4387 | TRANSFER FROM TOURISM FUND | .00 | .00 | .00 | .00 | .00 | 50,000.00 | 50,000.00 500 |
| 10-43-4388 | TRANSFER FROM WF - LOAN REPAY | 29,071.90 | 26,484.71 | 28,007.42 | 18,580.67 | .00 | .00 | .00 0 |

CITY OF OURAY
REVENUES WITH COMPARISON TO BUDGET
FOR THE 8 MONTHS ENDING AUGUST 31, 2024

GENERAL FUND

| | PY 3 AUDITED | PY 2 AUDITED | PY ACTUAL | PYTD ACTUAL | CYTD ACTUAL | CY BUDGET | VARIANCE | |
|---|--------------|--------------|--------------|--------------|--------------|--------------|--------------|-----|
| TOTAL OTHER REVENUES | 616,193.39 | 452,620.98 | 587,798.72 | 350,383.85 | 294,554.82 | 522,626.00 | 228,071.18 | 228 |
| <u>COMMUNITY CENTER</u> | | | | | | | | |
| 10-44-4461 USE FEES | 4,435.00 | 6,455.00 | 6,460.00 | 6,460.00 | 530.00 | 13,500.00 | 12,970.00 | 129 |
| 10-44-4470 INTERNET CABINET RENT | 635.40 | 635.40 | 635.40 | 423.60 | .00 | 635.00 | 635.00 | 635 |
| TOTAL COMMUNITY CENTER | 5,070.40 | 7,090.40 | 7,095.40 | 6,883.60 | 530.00 | 14,135.00 | 13,605.00 | 136 |
| <u>OTHER PARKS REVENUES</u> | | | | | | | | |
| 10-45-4060 GEOTHERMAL USE | 710.92 | 296.46 | .00 | .00 | .00 | .00 | .00 | 0 |
| 10-45-4172 PARC DONATIONS | .00 | .00 | .00 | .00 | 48.95 | .00 | (48.95) | 48. |
| 10-45-4174 PARC LEAGUE FEES | 1,735.00 | 1,690.00 | 1,550.00 | 1,150.00 | 1,820.00 | 2,200.00 | 380.00 | 380 |
| 10-45-4175 PARC FUNDRAISER SALES | .00 | 216.00 | .00 | .00 | .00 | .00 | .00 | 0 |
| 10-45-4182 DOG PARK DONATIONS | .00 | .00 | .00 | .00 | 79.00 | .00 | (79.00) | 79. |
| 10-45-4224 ICE RINK DONATIONS | 8,978.05 | .00 | .00 | .00 | .00 | .00 | .00 | 0 |
| 10-45-4310 CITY PARK USE | 1,400.00 | 2,925.00 | 520.00 | 520.00 | 1,475.00 | 3,645.00 | 2,170.00 | 217 |
| 10-45-4325 PARK DEDICATION PILO | 1,203.00 | .00 | .00 | .00 | .00 | .00 | .00 | 0 |
| 10-45-4390 TRNSFR. FROM BEAUTIFICATION FD | 50,360.42 | 49,942.98 | 43,210.00 | .00 | .00 | 45,717.00 | 45,717.00 | 457 |
| TOTAL OTHER PARKS REVENUES | 64,387.39 | 55,070.44 | 45,280.00 | 1,670.00 | 3,422.95 | 51,562.00 | 48,139.05 | 481 |
| <u>PROPERTY TAXES -FLUMES</u> | | | | | | | | |
| 10-48-4810 DELINQUENT PROP. & INT. | 337.98 | 414.94 | 484.05 | 241.34 | 560.48 | 300.00 | (260.48) | 260 |
| 10-48-4820 PROPERTY TAXES | 89,515.99 | 101,478.38 | 99,021.70 | 93,499.13 | 142,632.98 | 146,290.00 | 3,657.02 | 365 |
| TOTAL PROPERTY TAXES -FLUMES | 89,853.97 | 101,893.32 | 99,505.75 | 93,740.47 | 143,193.46 | 146,590.00 | 3,396.54 | 339 |
| TOTAL FUND REVENUE | 4,035,150.24 | 4,257,048.99 | 5,419,171.69 | 2,381,457.73 | 2,604,332.54 | 4,255,174.00 | 1,650,841.46 | 165 |

CITY OF OURAY
EXPENDITURES WITH COMPARISON TO BUDGET
FOR THE 8 MONTHS ENDING AUGUST 31, 2024

GENERAL FUND

| <u>PY 3 AUDITED</u> | <u>PY 2 AUDITED</u> | <u>PY ACTUAL</u> | <u>PTYD ACTUAL</u> | <u>CYTD ACTUAL</u> | <u>CY BUDGET</u> | <u>VARIANCE</u> | <u>CY ESTIMATE</u> |
|---------------------|---------------------|------------------|--------------------|--------------------|------------------|-----------------|--------------------|
|---------------------|---------------------|------------------|--------------------|--------------------|------------------|-----------------|--------------------|

CITY OF OURAY
EXPENDITURES WITH COMPARISON TO BUDGET
FOR THE 8 MONTHS ENDING AUGUST 31, 2024

GENERAL FUND

| | PY 3 AUDITED | PY 2 AUDITED | PY ACTUAL | PTYD ACTUAL | CYTD ACTUAL | CY BUDGET | VARIANCE | CY ESTIMATE |
|---|--------------|--------------|------------|-------------|-------------|------------|------------|-------------|
| <u>GENERAL GOVERNMENT EXPENSES</u> | | | | | | | | |
| SALARIES AND WAGES: | | | | | | | | |
| 10-50-5000 MAYOR & COUNCIL | 6,300.00 | 15,600.00 | 15,600.00 | 10,400.00 | 19,200.00 | 36,000.00 | 16,800.00 | .00 |
| 10-50-5002 CITY ADMINISTRATOR | 10,110.77 | 11,822.99 | 12,727.73 | 8,284.47 | 9,851.24 | 18,753.00 | 8,901.76 | .00 |
| 10-50-5004 FINANCE & ADMIN. DIRECTOR | 20,362.85 | 23,265.66 | 26,958.99 | 17,568.72 | 18,660.63 | 28,484.00 | 9,823.37 | .00 |
| 10-50-5006 HR MANAGER | 10,342.16 | 18,702.47 | 22,035.96 | 17,859.89 | 11,633.44 | 11,439.00 | 194.44- | .00 |
| 10-50-5008 ADMINISTRATIVE CLERKS | 29,929.12 | 54,528.75 | 62,715.54 | 40,609.77 | 38,187.18 | 68,000.00 | 29,812.82 | .00 |
| 10-50-5010 BUILDING INSPECTOR | 7,948.10 | 36,474.17 | 38,149.12 | 25,586.74 | 21,581.33 | 41,485.00 | 19,903.67 | .00 |
| 10-50-5012 COMMUNITY DEVELOPMENT DIRECTOR | 35,122.97 | 52,648.37 | 26,878.98 | 27,977.41 | 31,310.78 | 57,473.00 | 26,162.22 | .00 |
| 10-50-5013 PARKS AND REC DIRECTOR | 8,469.70 | 9,678.67 | 11,077.90 | 7,222.71 | 12,434.39 | 11,710.00 | 724.39- | .00 |
| 10-50-5050 IT DIRECTOR | .00 | 6,000.02 | 26,142.08 | 17,036.36 | 18,314.83 | 27,620.00 | 9,305.17 | .00 |
| 10-50-5055 IT STAFF | .00 | 1,543.94 | 7,559.11 | 5,251.19 | 11,242.89 | 17,026.00 | 5,783.11 | .00 |
| 10-50-5070 COURT | 5,513.00 | 5,208.00 | 8,668.00 | 6,012.00 | 5,312.00 | 9,562.00 | 4,250.00 | .00 |
| 10-50-5540 CUSTODIAN | 12,308.99 | 13,672.71 | 14,967.81 | 9,760.63 | 10,338.85 | 15,826.00 | 5,487.15 | .00 |
| 10-50-5600 VEH. MAINT. - PW CREW | .00 | 71.33 | 4,048.91 | 2,664.07 | 1,796.79 | 3,801.00 | 2,004.21 | .00 |
| 10-50-5650 COMM & CMTY ENGMT COORD | 6,896.71 | 16,351.91 | 18,700.36 | 12,123.52 | 13,210.50 | 19,656.00 | 6,445.50 | .00 |
| 10-50-5680 PARKS/FACILITIES MAINT MGR | 14,336.48 | 32,873.31 | 37,562.95 | 24,479.15 | 26,000.49 | 39,686.00 | 13,685.51 | .00 |
| 10-50-5681 PARKS/FACILITIES MAINT OPS | 5,751.08 | 24,009.13 | 26,015.90 | 16,071.27 | 28,070.72 | 70,000.00 | 41,929.28 | .00 |
| TOTAL SALARIES AND WAGES | 173,391.93 | 322,451.43 | 359,809.34 | 248,907.90 | 277,146.06 | 476,521.00 | 199,374.94 | .00 |
| TAXES & BENEFITS: | | | | | | | | |
| 10-50-5800 FICA | 12,983.90 | 24,921.86 | 26,815.36 | 18,536.62 | 20,684.62 | 32,000.00 | 11,315.38 | .00 |
| 10-50-5810 UNEMPLOYMENT | 593.14 | 651.92 | 700.66 | 484.44 | 549.99 | 900.00 | 350.01 | .00 |
| 10-50-5830 WORKERS' COMP | 1,154.11 | 1,544.99 | 3,360.16 | 2,775.18 | 6,670.17 | 8,230.00 | 1,559.83 | .00 |
| 10-50-5831 FLEX PLAN COSTS | 1,248.00 | 1,282.00 | 100.00 | 100.00 | .00 | 1,500.00 | 1,500.00 | .00 |
| 10-50-5840 GROUP TERM LIFE INSURANCE | 1,172.27 | 1,700.85 | 1,730.66 | 1,281.35 | 1,390.35 | 2,150.00 | 759.65 | .00 |
| 10-50-5850 EMPLOYEE HEALTH INSURANCE | 61,506.00 | 108,657.46 | 79,401.66 | 52,392.87 | 56,938.94 | 120,965.00 | 64,026.06 | .00 |
| 10-50-5851 COBRA ADMIN COSTS | 376.00 | 56.00 | .00 | .00 | .00 | .00 | .00 | .00 |
| 10-50-5855 MEDICAL | .00 | 202.00 | .00 | .00 | 18.75 | .00 | 18.75- | .00 |
| 10-50-5870 PENSION | 4,548.68 | 8,934.72 | 10,593.34 | 7,293.16 | 7,754.36 | 12,000.00 | 4,245.64 | .00 |
| TOTAL TAXES & BENEFITS | 83,582.10 | 147,951.80 | 122,701.84 | 82,863.62 | 94,007.18 | 177,745.00 | 83,737.82 | .00 |

CITY OF OURAY
EXPENDITURES WITH COMPARISON TO BUDGET
FOR THE 8 MONTHS ENDING AUGUST 31, 2024

GENERAL FUND

| | PY 3 AUDITED | PY 2 AUDITED | PY ACTUAL | PTYD ACTUAL | CYTD ACTUAL | CY BUDGET | VARIANCE | CY ESTIMATE |
|---------------------------------------|------------------|------------------|------------------|------------------|------------------|------------------|------------------|------------------|
| OVERHEAD: | | | | | | | | |
| 10-50-6010 TELEPHONE / COMMUNICATIONS | 18,942.90 | 15,318.19 | 16,407.94 | 11,454.06 | 17,432.97 | 20,180.00 | 2,747.03 | 20,200.00 |
| 10-50-6020 UTILITIES | 6,534.34 | 9,934.02 | 10,147.50 | 5,960.82 | 6,416.70 | 9,540.00 | 3,123.30 | .00 |
| 10-50-6021 TRASH REMOVAL | 59.00 | .00 | .00 | .00 | .00 | .00 | .00 | .00 |
| 10-50-6030 INSURANCE | 19,948.98 | 22,432.96 | 22,848.00 | 17,136.00 | 17,039.50 | 22,604.00 | 5,564.50 | .00 |
| 10-50-6031 INSURANCE-DEDUCTIONS | .00 | .00 | .00 | .00 | 1,000.00- | .00 | 1,000.00 | .00 |
| 10-50-6050 COUNTY TREASURER'S FEES | 9,940.99 | 11,117.68 | 10,872.90 | 10,240.41 | 8,118.60 | 11,395.00 | 3,276.40 | .00 |
| 10-50-6060 ELECTIONS | 218.46- | .00 | 2,367.49 | .00 | .00 | 3,000.00 | 3,000.00 | .00 |
| 10-50-6150 ONLINE PROCESSING FEES | .00 | 360.08 | 786.83 | 480.00 | 2,110.36 | 1,500.00 | 610.36- | .00 |
| 10-50-6740 INSPECTIONS | .00 | 180.00 | .00 | .00 | .00 | .00 | .00 | .00 |
| TOTAL OVERHEAD | 55,207.75 | 59,342.93 | 63,430.66 | 45,271.29 | 50,118.13 | 68,219.00 | 18,100.87 | 20,200.00 |

CITY OF OURAY
EXPENDITURES WITH COMPARISON TO BUDGET
FOR THE 8 MONTHS ENDING AUGUST 31, 2024

GENERAL FUND

| | PY 3 AUDITED | PY 2 AUDITED | PY ACTUAL | PTYD ACTUAL | CYTD ACTUAL | CY BUDGET | VARIANCE | CY ESTIMATE |
|---|--------------|--------------|-----------|-------------|-------------|-----------|------------|-------------|
| OPERATING MAINTENANCE: | | | | | | | | |
| 10-50-7000 CONTRACT LABOR | 109,068.82 | 106,086.42 | 44,898.54 | 15,583.23 | 46,559.49 | 30,000.00 | 16,559.49- | .00 |
| 10-50-7004 IT CONTRACT LABOR | 14,485.02 | 5,648.75 | 1,111.75 | 1,023.75 | 6,625.00 | 3,640.00 | 2,985.00- | 6,625.00 |
| 10-50-7010 ENGINEERING | 454.00- | .00 | .00 | .00 | .00 | .00 | .00 | .00 |
| 10-50-7025 LEGAL FEES | 69,368.56 | 67,137.72 | 72,011.64 | 42,944.56 | 37,254.62 | 65,000.00 | 27,745.38 | .00 |
| 10-50-7027 AUDIT FEES | 14,000.00 | 15,500.00 | 19,500.00 | .00 | .00 | 17,000.00 | 17,000.00 | .00 |
| 10-50-7030 PLANNING | .00 | .00 | 270.90 | .00 | .00 | 2,000.00 | 2,000.00 | .00 |
| 10-50-7035 PLANNING COMMISSION | .00 | 146.99 | 102.27 | 102.27 | 61.80 | 2,000.00 | 1,938.20 | .00 |
| 10-50-7037 OURAY ECON. DEV. COMMITTEE | 2,763.27 | 12,877.79 | 29,408.29 | 29,205.13 | 38,691.68 | 32,000.00 | 6,691.68- | .00 |
| 10-50-7050 STATE HISTORIC FUND GRANT EXP | 11,953.09 | .00 | .00 | .00 | .00 | .00 | .00 | .00 |
| 10-50-7051 GOCO GRANT FOR OURAY SCHOOL | 110,000.00 | .00 | .00 | .00 | .00 | .00 | .00 | .00 |
| 10-50-7052 SIPA GRANT EXPENSES | .00 | 3,199.20 | .00 | .00 | .00 | .00 | .00 | .00 |
| 10-50-7100 C.H. CLEAN/SUPPLIES | 4,806.48 | 3,121.79 | 1,965.83 | 1,867.74 | 7,552.08 | 6,000.00 | 1,552.08- | 8,500.00 |
| 10-50-7104 IT SUPPLIES | 2,807.41 | 3,220.11 | 3,607.86 | 3,424.45 | 630.90 | 4,000.00 | 3,369.10 | 4,000.00 |
| 10-50-7400 MAINTENANCE- CITY HALL | 6,112.52 | 7,428.49 | 15,366.07 | 7,102.42 | 6,808.61 | 8,700.00 | 1,891.39 | 8,700.00 |
| 10-50-7600 VEHICLE OIL & GAS - ADMIN | 417.04 | 444.07 | 401.57 | 139.88 | 198.47 | 1,000.00 | 801.53 | .00 |
| 10-50-7601 VEHICLE OIL & GAS - SCHOOL | 5,201.47 | 7,925.74 | 8,759.51 | 5,635.84 | 4,089.33 | 8,962.00 | 4,872.67 | .00 |
| 10-50-7650 VEHICLE R & M/SUPPLIES | 717.18 | 554.78 | 2,421.04 | 161.76 | 1,584.97 | 500.00 | 1,084.97- | .00 |
| 10-50-7720 SAFETY EXPENSE | 137.98 | .00 | .00 | .00 | .00 | .00 | .00 | .00 |
| 10-50-7800 DUES & SUBSCRIPTIONS | 13,959.89 | 10,592.78 | 12,923.63 | 8,889.03 | 9,421.97 | 14,134.00 | 4,712.03 | .00 |
| 10-50-7804 IT SOFTWARE & SUBSCRIPTIONS | 8,016.80 | 19,318.45 | 20,441.23 | 13,309.33 | 20,500.33 | 38,300.00 | 17,799.67 | 28,350.00 |
| 10-50-7811 COUNCIL & OTHER MEETINGS | 1,174.78 | 6,051.30 | 6,091.50 | 1,764.27 | 2,676.58 | 10,000.00 | 7,323.42 | .00 |
| 10-50-7820 HOSTED MEETINGS | 525.48 | 3,149.98 | 111.23 | .00 | 376.36 | 5,000.00 | 4,623.64 | .00 |
| 10-50-7825 COMMUNITY EVENTS | .00 | .00 | 788.77 | .00 | .00 | .00 | .00 | .00 |
| 10-50-7830 OFFICE SUPPLIES | 4,431.65 | 8,337.88 | 6,496.40 | 3,798.36 | 8,426.48 | 6,360.00 | 2,066.48- | .00 |
| 10-50-7831 OFFICE SUPPLIES (TO BE ALLOC.) | .00 | 260.82 | .00 | .00 | .00 | .00 | .00 | .00 |
| 10-50-7835 COPIER/PRINTER EXPENSE | 3,590.97 | 4,241.41 | 4,549.22 | 2,692.59 | 2,643.27 | 4,500.00 | 1,856.73 | 4,500.00 |
| 10-50-7850 PRINTING/PUBLICATIONS | 8,880.90 | 7,676.45 | 10,816.11 | 6,260.51 | 10,279.46 | 9,956.00 | 323.46- | .00 |
| 10-50-7852 150TH ANNIVERSARY EXPENSES | .00 | .00 | .00 | .00 | 6,250.00 | .00 | 6,250.00- | .00 |
| 10-50-7854 DONATIONS TO OTHER ORG. | 1,500.00 | 14,500.00 | 9,073.24 | 8,500.00 | 33,750.00 | 33,750.00 | .00 | .00 |
| 10-50-7855 GIS COST | .00 | .00 | 11,000.00 | 11,000.00 | .00 | 11,000.00 | 11,000.00 | .00 |
| 10-50-7860 TRAINING & TRAVEL | 2,640.52 | 30,743.76 | 40,253.71 | 31,316.06 | 29,405.62 | 49,998.00 | 20,592.38 | .00 |
| 10-50-7862 HIRING COST | 4,499.63 | 2,019.39 | 20,692.35 | 2,144.03 | 11,771.83 | 3,409.00 | 8,362.83- | .00 |
| 10-50-7865 EMPLOYEE FUNCTIONS | 1,698.85 | 5,244.07 | 14,594.89 | 1,994.61 | 2,620.79 | 4,500.00 | 1,879.21 | .00 |
| 10-50-7870 UNIFORMS | .00 | 1,979.77 | 2,159.33 | .00 | 3,417.17 | 2,000.00 | 1,417.17- | .00 |
| 10-50-7880 POSTAGE | 959.18 | 2,036.56 | 2,190.61 | 1,751.67 | 2,650.23 | 2,786.00 | 135.77 | .00 |
| 10-50-7900 OTHER EXPENSES | 675.93 | 160.95 | 932.69 | 797.88 | 69.32 | 1,000.00 | 930.68 | .00 |

CITY OF OURAY
EXPENDITURES WITH COMPARISON TO BUDGET
FOR THE 8 MONTHS ENDING AUGUST 31, 2024

GENERAL FUND

| | PY 3 AUDITED | PY 2 AUDITED | PY ACTUAL | PTYD ACTUAL | CYTD ACTUAL | CY BUDGET | VARIANCE | CY ESTIMATE |
|---|--------------|--------------|--------------|-------------|-------------|--------------|------------|-------------|
| TOTAL OPERATING MAINTENANCE | 403,939.42 | 349,605.42 | 362,940.18 | 201,409.37 | 294,316.36 | 377,495.00 | 83,178.64 | 60,675.00 |
| CAPITAL EXPENDITURES: | | | | | | | | |
| 10-50-8100 INVENTORIED EQUIPMENT | 4,633.90 | 563.33 | 486.94 | 486.94 | 1,441.58 | 500.00 | 941.58- | .00 |
| 10-50-8104 IT INVENTORIED EQUIPMENT | 14,870.61 | 2,590.45 | 6,937.63 | 2,532.23 | 1,717.68 | 1,800.00 | 82.32 | 1,800.00 |
| 10-50-8250 CITY HALL IMPROVEMENT | 46,521.01 | .00 | .00 | .00 | .00 | 4,000.00 | 4,000.00 | 4,000.00 |
| 10-50-8402 IT CAPITAL EXPENDITURES | 33,990.91 | .00 | .00 | .00 | .00 | 10,000.00 | 10,000.00 | 10,000.00 |
| 10-50-8501 MULTIMODAL TRANSPORTATION PROJ | .00 | .00 | 33,630.03 | 441.69 | .00 | 70,000.00 | 70,000.00 | .00 |
| 10-50-8502 AMPHITHEATER FIRE MITIGATION | .00 | .00 | 38,559.29 | 12,420.00 | 3,360.00 | 116,000.00 | 112,640.00 | .00 |
| TOTAL CAPITAL EXPENDITURES | 100,016.43 | 3,153.78 | 79,613.89 | 15,880.86 | 6,519.26 | 202,300.00 | 195,780.74 | 15,800.00 |
| AFFORDABLE HOUSING: | | | | | | | | |
| 10-50-9000 HOUSING PROGRAM EXPENSES | .00 | 110,000.00 | 67,849.69 | 40,028.75 | 32,882.16 | 335,000.00 | 302,117.84 | .00 |
| 10-50-9001 IHOI GRANT EXP - AFF. HOUSING | .00 | .00 | 1,050,000.06 | .00 | .00 | .00 | .00 | .00 |
| 10-50-9002 EIAF GRANT EXP - AFF. HOUSING | .00 | .00 | .00 | .00 | 19,221.47 | .00 | 19,221.47- | .00 |
| TOTAL AFFORDABLE HOUSING | .00 | 110,000.00 | 1,117,849.75 | 40,028.75 | 52,103.63 | 335,000.00 | 282,896.37 | .00 |
| EMERGENCY SERVICES CENTER: | | | | | | | | |
| 10-50-9010 E.S.C. MNTCE/OTHER | 6,632.50 | 2,332.84 | 2,665.40 | 1,999.05 | 1,977.66 | 2,637.00 | 659.34 | .00 |
| 10-50-9020 E.S.C. UTILITIES | 3,074.62 | 3,510.84 | 2,114.73 | 1,388.79 | 1,359.91 | 3,612.00 | 2,252.09 | .00 |
| TOTAL EMERGENCY SERVICES CENTER | 9,707.12 | 5,843.68 | 4,780.13 | 3,387.84 | 3,337.57 | 6,249.00 | 2,911.43 | .00 |
| TOTAL GENERAL GOVERNMENT EXPENSES | 825,844.75 | 998,349.04 | 2,111,125.79 | 637,749.63 | 777,548.19 | 1,643,529.00 | 865,980.81 | 96,675.00 |

CITY OF OURAY
EXPENDITURES WITH COMPARISON TO BUDGET
FOR THE 8 MONTHS ENDING AUGUST 31, 2024

GENERAL FUND

| | PY 3 AUDITED | PY 2 AUDITED | PY ACTUAL | PTYD ACTUAL | CYTD ACTUAL | CY BUDGET | VARIANCE | CY ESTIMATE |
|---------------------------------------|--------------|--------------|------------|-------------|-------------|------------|------------|-------------|
| <u>POLICE DEPT. EXPENSES</u> | | | | | | | | |
| SALARIES AND WAGES: | | | | | | | | |
| 10-51-5060 POLICE CHIEF | 109,651.95 | 121,572.43 | 132,070.35 | 86,157.95 | 70,177.46 | 140,202.00 | 70,024.54 | .00 |
| 10-51-5065 OFFICERS | 325,418.58 | 369,887.66 | 407,345.57 | 269,839.00 | 295,887.52 | 503,457.00 | 207,569.48 | .00 |
| 10-51-5600 VEH. MAINT. - PW CREW | 8,122.17 | 8,798.98 | 13,551.11 | 8,880.52 | 8,085.64 | 8,868.00 | 782.36 | .00 |
| TOTAL SALARIES AND WAGES | 443,192.70 | 500,259.07 | 552,967.03 | 364,877.47 | 374,150.62 | 652,527.00 | 278,376.38 | .00 |
| TAXES & BENEFITS: | | | | | | | | |
| 10-51-5800 FICA | 32,971.90 | 37,269.75 | 40,639.89 | 26,755.81 | 27,403.81 | 43,377.00 | 15,973.19 | .00 |
| 10-51-5810 UNEMPLOYMENT | 1,285.45 | 974.40 | 1,062.37 | 699.42 | 716.38 | 1,561.00 | 844.62 | .00 |
| 10-51-5830 WORKERS' COMP | 9,812.71 | 12,134.24 | 16,760.92 | 12,957.44 | 21,370.67 | 25,612.00 | 4,241.33 | .00 |
| 10-51-5840 GROUP TERM LIFE INSURANCE | 2,617.20 | 2,233.80 | 2,264.69 | 1,500.42 | 1,437.79 | 2,676.00 | 1,238.21 | .00 |
| 10-51-5850 EMPLOYEE HEALTH INSURANCE | 69,824.69 | 78,233.91 | 73,194.80 | 47,797.80 | 45,954.72 | 88,884.00 | 42,929.28 | .00 |
| 10-51-5855 MEDICAL | 136.00 | 175.00 | .00 | .00 | .00 | 250.00 | 250.00 | .00 |
| 10-51-5870 PENSION | 11,737.61 | 13,281.19 | 14,365.23 | 9,351.05 | 10,190.35 | 15,529.00 | 5,338.65 | .00 |
| TOTAL TAXES & BENEFITS | 128,385.56 | 144,302.29 | 148,287.90 | 99,061.94 | 107,073.72 | 177,889.00 | 70,815.28 | .00 |
| OVERHEAD: | | | | | | | | |
| 10-51-6010 TELEPHONE / COMMUNICATIONS | 8,736.41 | 8,528.55 | 9,274.56 | 5,671.71 | 7,337.48 | 13,510.00 | 6,172.52 | 13,550.00 |
| 10-51-6011 DISPATCH COMMUNICATIONS | 48,512.88 | 52,308.72 | 61,016.60 | 45,762.45 | 47,968.38 | 66,776.32 | 18,807.94 | 66,776.32 |
| 10-51-6020 UTILITIES | 678.33 | 948.46 | 961.97 | 637.21 | 563.08 | 1,014.00 | 450.92 | 1,014.00 |
| 10-51-6030 INSURANCE | 24,741.77 | 28,528.56 | 32,188.08 | 24,155.68 | 23,839.45 | 31,786.00 | 7,946.55 | 31,786.00 |
| 10-51-6031 INSURANCE-DEDUCTIONS | 411.75 | 1,000.00 | 1,000.00 | .00 | 730.05- | .00 | 730.05 | 1,000.00 |
| TOTAL OVERHEAD | 83,081.14 | 91,314.29 | 104,441.21 | 76,227.05 | 78,978.34 | 113,086.32 | 34,107.98 | 114,126.32 |

CITY OF OURAY
EXPENDITURES WITH COMPARISON TO BUDGET
FOR THE 8 MONTHS ENDING AUGUST 31, 2024

GENERAL FUND

| | PY 3 AUDITED | PY 2 AUDITED | PY ACTUAL | PTYD ACTUAL | CYTD ACTUAL | CY BUDGET | VARIANCE | CY ESTIMATE |
|--|-------------------|-------------------|-------------------|------------------|------------------|-------------------|------------------|-------------------|
| OPERATING MAINTENANCE: | | | | | | | | |
| 10-51-7000 CONTRACT LABOR | 5,678.56 | 18,611.58 | 6,567.60 | 5,317.48 | 34,769.93 | 20,000.00 | 14,769.93- | 35,000.00 |
| 10-51-7004 IT CONTRACT LABOR | 6,981.25 | 860.00 | 585.00 | 585.00 | .00 | 2,080.00 | 2,080.00 | 2,100.00 |
| 10-51-7025 LEGAL EXPENSES | .00 | .00 | .00 | .00 | 26,117.39 | .00 | 26,117.39- | 30,000.00 |
| 10-51-7060 COMMUNITY POLICING | 2,780.74 | 2,741.48 | 3,539.06 | 1,942.40 | 2,331.76 | 3,500.00 | 1,168.24 | 3,500.00 |
| 10-51-7100 SUPPLIES | 1,081.55 | 788.17 | 3,098.91 | 475.58 | 510.43 | 2,000.00 | 1,489.57 | 2,000.00 |
| 10-51-7104 IT SUPPLIES | 260.00 | 1,029.35 | 1,512.59 | 560.98 | 190.59 | 1,000.00 | 809.41 | 1,000.00 |
| 10-51-7180 UNIFORMS | 5,441.65 | 2,672.51 | 4,639.45 | 3,708.86 | 2,920.00 | 4,000.00 | 1,080.00 | 5,000.00 |
| 10-51-7470 TOOLS | .00 | 33.35 | 362.14 | 277.99 | .00 | 500.00 | 500.00 | 500.00 |
| 10-51-7600 VEHICLE OIL & GAS | 16,292.63 | 20,412.72 | 19,493.30 | 11,611.94 | 8,779.78 | 18,700.00 | 9,920.22 | 18,700.00 |
| 10-51-7650 VEHICLE R & M/SUPPLIES | 9,178.99 | 11,579.58 | 14,487.36 | 8,045.44 | 8,753.50 | 10,000.00 | 1,246.50 | 10,000.00 |
| 10-51-7654 RADIO MAINTENANCE | 558.10 | 1,457.75 | 600.00 | 600.00 | 1,348.95 | 1,500.00 | 151.05 | 1,500.00 |
| 10-51-7800 DUES & SUBSCRIPTIONS | 4,467.61 | 5,416.24 | 5,318.93 | 1,947.87 | 2,917.50 | 5,200.00 | 2,282.50 | 5,200.00 |
| 10-51-7804 IT SOFTWARE & SUBSCRIPTIONS | .00 | 3,323.11 | 2,301.70 | 2,253.70 | 3,282.71 | 8,550.00 | 5,267.29 | 8,550.00 |
| 10-51-7830 OFFICE SUPPLIES | 3,593.13 | 3,092.66 | 1,267.00 | 909.40 | 529.45 | 3,500.00 | 2,970.55 | 3,500.00 |
| 10-51-7835 COPIER/PRINTER EXPENSES | 633.26 | 518.09 | 962.77 | 565.36 | 729.14 | 1,000.00 | 270.86 | 1,000.00 |
| 10-51-7850 ARREST/INVESTIGATION COSTS | 2,531.59 | .00 | 29.98 | 29.98 | 134.28 | 3,000.00 | 2,865.72 | 3,000.00 |
| 10-51-7853 VICTIMS ADVOCATE SERVICES | .00 | .00 | 2,117.33 | .00 | .00 | .00 | .00 | .00 |
| 10-51-7855 JUVENILE DIV. PROGRAM | 8,800.00 | 8,800.00 | 8,800.00 | 8,800.00 | .00 | 8,800.00 | 8,800.00 | 8,800.00 |
| 10-51-7860 TRAINING & TRAVEL | 5,709.33 | 14,072.36 | 11,757.82 | 9,670.94 | 1,953.94 | 15,000.00 | 13,046.06 | 15,000.00 |
| 10-51-7862 HIRING COST | .00 | .00 | .00 | .00 | 1,410.95 | 5,000.00 | 3,589.05 | 5,000.00 |
| 10-51-7870 ANIMAL CONTROL | 390.00 | 295.00 | .00 | .00 | .00 | 600.00 | 600.00 | 600.00 |
| 10-51-7880 POSTAGE | 98.10 | 51.17 | 26.65 | 26.65 | 10.00 | 50.00 | 40.00 | 50.00 |
| 10-51-7887 SHOOTING RANGE MAINTENANCE | 4,316.21 | 375.20 | 4,844.00 | .00 | 48.81 | 3,000.00 | 2,951.19 | 3,000.00 |
| 10-51-7888 FIRE ARMS AND AMMUNITION | 1,180.18 | 14,806.21 | 8,839.99 | 9,435.16 | .00 | 7,000.00 | 7,000.00 | 7,000.00 |
| 10-51-7900 OTHER EXPENSES | 161.57 | 222.74 | 24.26- | 24.26- | 85.33 | 1,000.00 | 914.67 | 1,000.00 |
| TOTAL OPERATING MAINTENANCE | 80,134.45 | 111,159.27 | 101,127.32 | 66,740.47 | 96,824.44 | 124,980.00 | 28,155.56 | 171,000.00 |
| CAPITAL EXPENDITURES: | | | | | | | | |
| 10-51-8100 INVENTORIED EQUIPMENT | 4,162.62 | 1,749.45 | 4,239.63 | 4,039.64 | 4,454.13 | 5,900.00 | 1,445.87 | 5,900.00 |
| 10-51-8104 IT INVENTORIED EQUIPMENT | 3,821.88 | 1,454.11 | 9,573.60 | 3,868.81 | .00 | 33,000.00 | 33,000.00 | 33,000.00 |
| 10-51-8400 CAPITAL EQUIPMENT | 55,386.15 | 6,199.00 | .00 | .00 | .00 | .00 | .00 | .00 |
| 10-51-8420 POLICE CAR | 66,170.81 | 43,195.00 | .00 | .00 | .00 | .00 | .00 | .00 |
| TOTAL CAPITAL EXPENDITURES | 129,541.46 | 52,597.56 | 13,813.23 | 7,908.45 | 4,454.13 | 38,900.00 | 34,445.87 | 38,900.00 |

CITY OF OURAY
 EXPENDITURES WITH COMPARISON TO BUDGET
 FOR THE 8 MONTHS ENDING AUGUST 31, 2024

GENERAL FUND

| | <u>PY 3 AUDITED</u> | <u>PY 2 AUDITED</u> | <u>PY ACTUAL</u> | <u>PTYD ACTUAL</u> | <u>CYTD ACTUAL</u> | <u>CY BUDGET</u> | <u>VARIANCE</u> | <u>CY ESTIMATE</u> |
|-----------------------------|---------------------|---------------------|------------------|--------------------|--------------------|------------------|-----------------|--------------------|
| TOTAL POLICE DEPT. EXPENSES | 864,335.31 | 899,632.48 | 920,636.69 | 614,815.38 | 661,481.25 | 1,107,382.32 | 445,901.07 | 324,026.32 |

CITY OF OURAY
EXPENDITURES WITH COMPARISON TO BUDGET
FOR THE 8 MONTHS ENDING AUGUST 31, 2024

GENERAL FUND

| | PY 3 AUDITED | PY 2 AUDITED | PY ACTUAL | PTYD ACTUAL | CYTD ACTUAL | CY BUDGET | VARIANCE | CY ESTIMATE |
|---------------------------------------|--------------|--------------|-----------|-------------|-------------|-----------|-----------|-------------|
| <u>FIRE DEPT. EXPENSES</u> | | | | | | | | |
| SALARIES AND WAGES: | | | | | | | | |
| 10-52-5500 FIRE CHIEF | 4,291.35 | 6,520.84 | 19,892.84 | 13,301.16 | 12,881.03 | 23,320.00 | 10,438.97 | .00 |
| 10-52-5540 FIREFIGHTER PER CALL PAY | .00 | .00 | 5,900.00 | .00 | .00 | 10,000.00 | 10,000.00 | .00 |
| 10-52-5600 VEH. MAINT. - PW CREW | 3,790.29 | 4,114.16 | 6,670.72 | 4,440.24 | .00 | .00 | .00 | .00 |
| TOTAL SALARIES AND WAGES | 8,081.64 | 10,635.00 | 32,463.56 | 17,741.40 | 12,881.03 | 33,320.00 | 20,438.97 | .00 |
| TAXES & BENEFITS: | | | | | | | | |
| 10-52-5800 FICA | 617.25 | 1,157.18 | 2,030.38 | 1,356.10 | 985.39 | 2,000.00 | 1,014.61 | .00 |
| 10-52-5810 UNEMPLOYMENT | 23.24 | 21.35 | 51.65 | 34.01 | 25.78 | 56.00 | 30.22 | .00 |
| 10-52-5830 WORKERS' COMP | 1,159.55 | 197.87 | 1,331.44 | 781.08 | 3,709.66 | 4,573.00 | 863.34 | .00 |
| 10-52-5840 GROUP TERM LIFE INSURANCE | 31.55 | 23.35 | 33.35 | 22.09 | .00 | .00 | .00 | .00 |
| 10-52-5850 EMPLOYEE HEALTH INSURANCE | 572.04 | 757.15 | 981.10 | 632.70 | .00 | .00 | .00 | .00 |
| 10-52-5855 MEDICAL | 1,370.00 | 285.00 | 480.00 | 320.00 | .00 | 600.00 | 600.00 | .00 |
| 10-52-5870 PENSION | 101.83 | 118.22 | 178.96 | 119.40 | .00 | .00 | .00 | .00 |
| TOTAL TAXES & BENEFITS | 1,556.36 | 2,560.12 | 5,086.88 | 3,265.38 | 4,720.83 | 7,229.00 | 2,508.17 | .00 |
| OVERHEAD: | | | | | | | | |
| 10-52-6010 TELEPHONE / COMMUNICATIONS | 2,020.20 | 2,078.76 | 1,644.62 | 1,115.47 | 1,651.17 | 2,190.00 | 538.83 | 2,200.00 |
| 10-52-6011 DISPATCH COMMUNICATIONS | 793.76 | 1,181.28 | 1,318.04 | 988.53 | 1,234.17 | 1,715.00 | 480.83 | .00 |
| 10-52-6013 RED MOUNTAIN TOWER LEASE | .00 | .00 | .00 | .00 | 5,000.00 | .00 | 5,000.00 | .00 |
| 10-52-6020 UTILITIES | 2,806.01 | 3,540.84 | 3,827.48 | 2,479.32 | 2,525.54 | 4,236.00 | 1,710.46 | .00 |
| 10-52-6030 INSURANCE | 18,684.73 | 21,027.60 | 25,488.70 | 19,482.38 | 17,826.21 | 23,769.00 | 5,942.79 | .00 |
| 10-52-6740 INSPECTIONS | .00 | 1,495.00 | .00 | .00 | .00 | 2,500.00 | 2,500.00 | .00 |
| TOTAL OVERHEAD | 24,304.70 | 29,323.48 | 32,278.84 | 24,065.70 | 28,237.09 | 34,410.00 | 6,172.91 | 2,200.00 |

CITY OF OURAY
EXPENDITURES WITH COMPARISON TO BUDGET
FOR THE 8 MONTHS ENDING AUGUST 31, 2024

GENERAL FUND

| | PY 3 AUDITED | PY 2 AUDITED | PY ACTUAL | PTYD ACTUAL | CYTD ACTUAL | CY BUDGET | VARIANCE | CY ESTIMATE |
|--|------------------|-------------------|------------------|------------------|------------------|-------------------|-------------------|-------------------|
| OPERATING MAINTENANCE: | | | | | | | | |
| 10-52-7000 CONTRACT LABOR | 3,000.00 | 3,000.00 | 3,000.00 | 3,000.00 | 6,248.00 | 7,800.00 | 1,552.00 | 7,800.00 |
| 10-52-7004 IT CONTRACT LABOR | 294.25 | 421.25 | 146.25 | 146.25 | .00 | 520.00 | 520.00 | 550.00 |
| 10-52-7100 SUPPLIES | 7,296.29 | 11,029.44 | 8,853.08 | 5,077.68 | 3,363.45 | 23,450.00 | 20,086.55 | 21,500.00 |
| 10-52-7104 IT SUPPLIES | 52.00 | .00 | 408.91 | 408.91 | .00 | 500.00 | 500.00 | 500.00 |
| 10-52-7180 UNIFORMS | .00 | 11,574.10 | 4,837.50 | 6.00 | .00 | 6,800.00 | 6,800.00 | 4,900.00 |
| 10-52-7400 BUILDING MAINTENANCE | 8,833.22 | 15,917.94 | 7,256.93 | 4,058.76 | 5,658.55 | 6,100.00 | 441.45 | 6,000.00 |
| 10-52-7470 TOOLS | 1,246.66 | 2,933.16 | 9,176.96 | 2,320.83 | 5,271.29 | 19,500.00 | 14,228.71 | 19,500.00 |
| 10-52-7600 VEHICLE OIL & GAS | 1,417.83 | 3,028.41 | 2,665.55 | 1,763.26 | 1,059.12 | 3,000.00 | 1,940.88 | 2,500.00 |
| 10-52-7650 VEHICLE R & M/SUPPLIES | 12,410.47 | 11,238.40 | 4,261.34 | 2,030.32 | 8,157.29 | 17,400.00 | 9,242.71 | 17,000.00 |
| 10-52-7651 EQUIPMENT MAINTENANCE | 2,024.36 | 1,785.50 | 4,632.26 | 2,112.26 | .00 | 3,900.00 | 3,900.00 | 2,500.00 |
| 10-52-7800 DUES & SUBSCRIPTIONS | 55.50 | 319.60 | 999.60 | 375.00 | 726.75 | 2,000.00 | 1,273.25 | 1,500.00 |
| 10-52-7804 IT SOFTWARE & SUBSCRIPTIONS | .00 | 558.27 | 604.19 | 420.34 | 437.42 | 2,100.00 | 1,662.58 | 2,100.00 |
| 10-52-7830 OFFICE SUPPLIES | 100.80 | 30.40 | 280.17 | 273.68 | 220.62 | 2,000.00 | 1,779.38 | 2,000.00 |
| 10-52-7860 TRAINING & TRAVEL | 9,676.09 | 5,306.58 | 17,222.95 | 9,588.12 | 6,027.80 | 16,500.00 | 10,472.20 | 12,500.00 |
| 10-52-7880 POSTAGE | .00 | .00 | .00 | .00 | .00 | 100.00 | 100.00 | 50.00 |
| 10-52-7890 SOCIAL ACTIVITIES | 3,171.03 | 3,569.66 | 5,479.93 | 2,832.81 | 4,259.30 | 7,000.00 | 2,740.70 | 7,000.00 |
| 10-52-7891 JULY 4TH GAMES | 1,767.44 | 948.27 | 2,567.06 | 2,567.06 | 2,207.68 | 2,700.00 | 492.32 | 2,207.68 |
| 10-52-7892 DO NOT USE | 499.20 | 161.98 | .00 | .00 | .00 | .00 | .00 | .00 |
| 10-52-7900 OTHER EXPENSES | 1,320.00 | .00 | 1,320.00 | 1,320.00 | 1,500.00 | 4,000.00 | 2,500.00 | 1,500.00 |
| 10-52-7910 PENSION FUND CONTRIBUTION | 20,027.00 | 22,631.00 | 25,000.00 | .00 | .00 | 25,000.00 | 25,000.00 | .00 |
| TOTAL OPERATING MAINTENANCE | 73,192.14 | 94,453.96 | 98,712.68 | 38,301.28 | 45,137.27 | 150,370.00 | 105,232.73 | 111,607.68 |
| CAPITAL EXPENDITURES: | | | | | | | | |
| 10-52-8100 INVENTORIED EQUIPMENT | .00 | 23,357.21 | 4,225.00 | .00 | .00 | 14,500.00 | 14,500.00 | 14,500.00 |
| 10-52-8104 IT INVENTORIED EQUIPMENT | 1,120.39 | 3,404.11 | 3,657.91 | 705.75 | .00 | 1,000.00 | 1,000.00 | 1,000.00 |
| 10-52-8400 CAPITAL EQUIPMENT | 77,503.00 | 454,839.79 | .00 | .00 | .00 | .00 | .00 | .00 |
| 10-52-8420 VEHICLES | 1,120.60 | .00 | .00 | .00 | .00 | .00 | .00 | .00 |
| TOTAL CAPITAL EXPENDITURES | 79,743.99 | 481,601.11 | 7,882.91 | 705.75 | .00 | 15,500.00 | 15,500.00 | 15,500.00 |

CITY OF OURAY
 EXPENDITURES WITH COMPARISON TO BUDGET
 FOR THE 8 MONTHS ENDING AUGUST 31, 2024

GENERAL FUND

| | <u>PY 3 AUDITED</u> | <u>PY 2 AUDITED</u> | <u>PY ACTUAL</u> | <u>PTYD ACTUAL</u> | <u>CYTD ACTUAL</u> | <u>CY BUDGET</u> | <u>VARIANCE</u> | <u>CY ESTIMATE</u> |
|-----------------------------------|---------------------|---------------------|------------------|--------------------|--------------------|------------------|-----------------|--------------------|
| DEBT SERVICE: | | | | | | | | |
| 10-52-9540 DEBT SERVICE PRINCIPAL | 30,329.46 | 31,208.71 | 32,113.45 | 32,113.45 | 33,045.00 | 33,045.00 | .00 | .00 |
| 10-52-9545 DEBT SERVICE INTEREST | 4,658.65 | 3,779.40 | 2,874.66 | 2,874.66 | 1,943.11 | 1,944.00 | .89 | .00 |
| TOTAL DEBT SERVICE | 34,988.11 | 34,988.11 | 34,988.11 | 34,988.11 | 34,988.11 | 34,989.00 | .89 | .00 |
| TOTAL FIRE DEPT. EXPENSES | 221,866.94 | 653,561.78 | 211,412.98 | 119,067.62 | 125,964.33 | 275,818.00 | 149,853.67 | 129,307.68 |

CITY OF OURAY
EXPENDITURES WITH COMPARISON TO BUDGET
FOR THE 8 MONTHS ENDING AUGUST 31, 2024

GENERAL FUND

| | PY 3 AUDITED | PY 2 AUDITED | PY ACTUAL | PTYD ACTUAL | CYTD ACTUAL | CY BUDGET | VARIANCE | CY ESTIMATE |
|---------------------------------------|--------------|--------------|------------|-------------|-------------|------------|------------|-------------|
| <u>PUBLIC WORKS DEPT. EXPENSES</u> | | | | | | | | |
| SALARIES AND WAGES: | | | | | | | | |
| 10-53-5100 PW DIRECTOR | 23,967.21 | 29,089.44 | 19,290.14 | 12,571.07 | 13,291.22 | 20,318.00 | 7,026.78 | .00 |
| 10-53-5110 PW CREW | 95,730.17 | 108,042.98 | 116,328.02 | 76,213.24 | 83,054.97 | 175,926.00 | 92,871.03 | .00 |
| 10-53-5600 VEH. MAINT. - PW CREW | 11,912.48 | 12,817.93 | 14,931.85 | 9,768.58 | 9,882.33 | 13,936.00 | 4,053.67 | .00 |
| TOTAL SALARIES AND WAGES | 131,609.86 | 149,950.35 | 150,550.01 | 98,552.89 | 106,228.52 | 210,180.00 | 103,951.48 | .00 |
| TAXES & BENEFITS: | | | | | | | | |
| 10-53-5800 FICA | 9,889.91 | 10,883.94 | 10,959.69 | 7,072.11 | 7,930.23 | 16,605.00 | 8,674.77 | .00 |
| 10-53-5810 UNEMPLOYMENT | 381.55 | 293.34 | 295.56 | 194.02 | 207.22 | 434.00 | 226.78 | .00 |
| 10-53-5830 WORKERS' COMP | 3,232.22 | 4,124.33 | 8,820.72 | 7,261.29 | 15,740.46 | 15,528.00 | 212.46- | .00 |
| 10-53-5840 GROUP TERM LIFE INSURANCE | 724.52 | 695.97 | 712.57 | 458.48 | 533.38 | 1,153.00 | 619.62 | .00 |
| 10-53-5850 EMPLOYEE HEALTH INSURANCE | 10,550.37 | 13,700.57 | 31,211.30 | 18,925.14 | 22,293.32 | 35,769.00 | 13,475.68 | .00 |
| 10-53-5855 MEDICAL | 593.93 | 598.63 | 99.00 | 53.33 | 182.42 | 600.00 | 417.58 | .00 |
| 10-53-5870 PENSION | 3,768.54 | 4,311.51 | 4,122.23 | 2,703.93 | 2,916.06 | 4,963.00 | 2,046.94 | .00 |
| TOTAL TAXES & BENEFITS | 29,141.04 | 34,608.29 | 56,221.07 | 36,668.30 | 49,803.09 | 75,052.00 | 25,248.91 | .00 |
| OVERHEAD: | | | | | | | | |
| 10-53-6010 TELEPHONE / COMMUNICATIONS | 4,700.15 | 3,518.94 | 2,437.88 | 1,614.31 | 2,458.10 | 3,690.00 | 1,231.90 | 3,700.00 |
| 10-53-6020 UTILITIES | 1,925.42 | 2,539.99 | 3,102.94 | 2,032.78 | 1,695.95 | 3,233.00 | 1,537.05 | 3,233.00 |
| 10-53-6021 TRASH REMOVAL | .00 | .00 | .00 | .00 | .00 | 1,500.00 | 1,500.00 | 500.00 |
| 10-53-6025 STREET LIGHTS | 13,311.15 | 13,090.69 | 13,278.94 | 7,576.49 | 8,020.30 | 14,000.00 | 5,979.70 | 8,000.00 |
| 10-53-6027 STREET LIGHTS REPAIRS | .00 | .00 | 900.00 | 900.00 | 3,268.69 | 2,500.00 | 768.69- | 3,268.00 |
| 10-53-6029 SANITATION | .00 | .00 | .00 | .00 | .00 | 1,000.00 | 1,000.00 | .00 |
| 10-53-6030 INSURANCE | 5,467.15 | 5,557.48 | 6,214.76 | 4,627.32 | 4,711.35 | 6,282.00 | 1,570.65 | .00 |
| 10-53-6031 INSURANCE-DEDUCTIONS | 1,000.00 | .00 | 1,000.00 | 1,000.00 | .00 | .00 | .00 | .00 |
| 10-53-6050 COUNTY TREASURER'S FEES | 1,797.11 | 1,612.65 | 1,982.19 | 1,866.88 | 1,869.27 | 2,500.00 | 630.73 | .00 |
| TOTAL OVERHEAD | 28,200.98 | 26,319.75 | 28,916.71 | 19,617.78 | 22,023.66 | 34,705.00 | 12,681.34 | 18,701.00 |

CITY OF OURAY
EXPENDITURES WITH COMPARISON TO BUDGET
FOR THE 8 MONTHS ENDING AUGUST 31, 2024

GENERAL FUND

| | PY 3 AUDITED | PY 2 AUDITED | PY ACTUAL | PTYD ACTUAL | CYTD ACTUAL | CY BUDGET | VARIANCE | CY ESTIMATE |
|--|-------------------|-------------------|-------------------|-------------------|-------------------|-------------------|-------------------|-------------------|
| OPERATING MAINTENANCE: | | | | | | | | |
| 10-53-7000 CONTRACT LABOR | 10,044.17 | 9,260.00 | 20,252.50 | 17,752.50 | 20,544.71 | 75,000.00 | 54,455.29 | 75,000.00 |
| 10-53-7004 IT CONTRACT LABOR | 265.75 | 204.75 | 944.75 | 944.75 | .00 | 740.00 | 740.00 | 750.00 |
| 10-53-7104 IT SUPPLIES | 130.00 | 278.12 | 256.98 | 256.98 | 597.65 | 500.00 | 97.65- | 500.00 |
| 10-53-7110 STREET PATCHING | .00 | 18,409.35 | 3,229.69 | 3,229.69 | .00 | 5,000.00 | 5,000.00 | .00 |
| 10-53-7112 BRIDGE MATERIAL | 388.50 | 1,665.16 | 286.34 | .00 | 684.63 | 1,500.00 | 815.37 | 1,000.00 |
| 10-53-7130 FLUME MATERIALS | .00 | .00 | .00 | .00 | .00 | 1,500.00 | 1,500.00 | 600.00 |
| 10-53-7135 SAND | 9,998.77 | 9,999.95 | 9,990.26 | .00 | .00 | 10,000.00 | 10,000.00 | 9,990.00 |
| 10-53-7140 ST SUPPLIES/MATERIALS | 19,069.56 | 19,206.12 | 22,008.30 | 20,354.15 | 20,985.13 | 25,000.00 | 4,014.87 | 25,000.00 |
| 10-53-7150 DUST CONTROL - CONTRACT | 27,090.00 | 28,854.00 | 29,830.50 | 29,830.50 | 33,610.50 | 30,000.00 | 3,610.50- | 33,610.00 |
| 10-53-7185 EQUIPMENT RENTAL | 336.00 | 1,351.50 | .00 | .00 | .00 | 2,500.00 | 2,500.00 | 1,500.00 |
| 10-53-7200 MAINTENANCE & REPAIRS | 5,059.16 | 2,822.29 | 4,420.60 | 3,666.16 | 3,723.06 | 6,000.00 | 2,276.94 | 6,000.00 |
| 10-53-7470 TOOLS | 678.46 | 833.92 | 541.95 | 47.99 | 1,106.24 | 1,000.00 | 106.24- | 1,000.00 |
| 10-53-7600 VEHICLE OIL & GAS | 9,219.72 | 16,822.80 | 13,195.90 | 8,671.61 | 6,115.48 | 18,000.00 | 11,884.52 | 14,000.00 |
| 10-53-7650 VEHICLE R & M/SUPPLIES | 22,650.52 | 21,041.70 | 25,204.35 | 12,489.66 | 6,354.59 | 25,000.00 | 18,645.41 | 20,000.00 |
| 10-53-7700 CITY SHOP EXPENSE | 6,677.35 | 6,192.29 | 5,338.51 | 2,998.81 | 4,477.56 | 8,000.00 | 3,522.44 | 6,000.00 |
| 10-53-7720 SAFETY EXPENSE | 1,148.56 | 1,156.32 | 628.14 | 15.99 | 376.41 | 1,000.00 | 623.59 | 1,000.00 |
| 10-53-7800 DUES & SUBSCRIPTIONS | .00 | .00 | 907.83 | 841.50 | 72.50 | 1,000.00 | 927.50 | 1,000.00 |
| 10-53-7804 IT SOFTWARE & SUBSCRIPTIONS | .00 | 840.65 | 927.58 | 879.58 | 9,824.60 | 1,700.00 | 8,124.60- | 11,100.00 |
| 10-53-7830 OFFICE SUPPLIES | 577.21 | 497.87 | 310.91 | 200.27 | 281.34 | 1,000.00 | 718.66 | 1,000.00 |
| 10-53-7835 COPIER/PRINTER EXPENSE | 281.85 | 205.00 | 263.56 | 138.77 | 191.65 | 600.00 | 408.35 | 600.00 |
| 10-53-7860 TRAINING & TRAVEL | .00 | 197.80 | 1,497.50 | 815.86 | .00 | 2,000.00 | 2,000.00 | 1,000.00 |
| 10-53-7862 HIRING COST | 1,621.83 | 232.01 | 411.49 | 411.49 | 566.40 | 500.00 | 66.40- | 566.00 |
| 10-53-7870 UNIFORMS | 1,724.94 | 1,600.79 | 2,110.84 | 2,110.84 | 825.86 | 1,600.00 | 774.14 | 1,600.00 |
| 10-53-7880 POSTAGE | .00 | .00 | .00 | .00 | .00 | 250.00 | 250.00 | .00 |
| 10-53-7900 OTHER EXPENSES | 1,096.04 | 385.55- | 772.89 | 439.94 | 913.16 | 1,000.00 | 86.84 | 1,000.00 |
| TOTAL OPERATING MAINTENANCE | 118,058.39 | 141,286.84 | 143,331.37 | 106,097.04 | 111,251.47 | 220,390.00 | 109,138.53 | 213,816.00 |

CITY OF OURAY
EXPENDITURES WITH COMPARISON TO BUDGET
FOR THE 8 MONTHS ENDING AUGUST 31, 2024

GENERAL FUND

| | PY 3 AUDITED | PY 2 AUDITED | PY ACTUAL | PTYD ACTUAL | CYTD ACTUAL | CY BUDGET | VARIANCE | CY ESTIMATE |
|---|-------------------|-------------------|-------------------|-------------------|-------------------|---------------------|-------------------|---------------------|
| CAPITAL EXPENDITURES: | | | | | | | | |
| 10-53-8050 FLOOD EMERGENCY EXPENSES | .00 | .00 | .00 | .00 | 3,152.00 | .00 | 3,152.00- | .00 |
| 10-53-8081 STREET PAVING | .00 | .00 | 6,401.92 | .00 | 96.70 | 110,000.00 | 109,903.30 | 135,000.00 |
| 10-53-8100 INVENTORIED EQUIPMENT | 9,561.32 | .00 | 5,000.00 | .00 | 1,410.00 | 5,000.00 | 3,590.00 | .00 |
| 10-53-8104 IT INVENTORIED EQUIPMENT | 4,471.19 | .00 | .00 | .00 | .00 | .00 | .00 | .00 |
| 10-53-8250 CAPITAL IMPROVEMENTS | 17,440.04 | .00 | .00 | .00 | 61,157.54 | 298,000.00 | 236,842.46 | 298,000.00 |
| 10-53-8400 CAPITAL EQUIPMENT | .00 | .00 | .00 | .00 | 248,262.00 | 252,000.00 | 3,738.00 | 248,262.00 |
| 10-53-8420 VEHICLES | 3,500.00 | .00 | .00 | .00 | .00 | .00 | .00 | .00 |
| TOTAL CAPITAL EXPENDITURES | 34,972.55 | .00 | 11,401.92 | .00 | 314,078.24 | 665,000.00 | 350,921.76 | 681,262.00 |
| DEBT SERVICE: | | | | | | | | |
| 10-53-9540 DEBT SERVICE PRINCIPAL | 5,384.13 | 5,544.95 | .00 | .00 | .00 | .00 | .00 | .00 |
| 10-53-9545 DEBT SERVICE INTEREST | 326.45 | 165.63 | .00 | .00 | .00 | .00 | .00 | .00 |
| TOTAL DEBT SERVICE | 5,710.58 | 5,710.58 | .00 | .00 | .00 | .00 | .00 | .00 |
| CAPITAL IMPRV - FLUMES/STREETS: | | | | | | | | |
| 10-53-9570 FLUME REPAIR/IMPROVEMENT | 22,227.90 | 31,754.13 | 26,146.68 | .00 | 158.27 | 75,000.00 | 74,841.73 | 75,000.00 |
| 10-53-9575 DRAINAGE/RIVER DREDGING | .00 | .00 | .00 | .00 | .00 | 12,500.00 | 12,500.00 | 12,500.00 |
| TOTAL CAPITAL IMPRV - FLUMES/STREETS | 22,227.90 | 31,754.13 | 26,146.68 | .00 | 158.27 | 87,500.00 | 87,341.73 | 87,500.00 |
| TOTAL PUBLIC WORKS DEPT. EXPENSES | 369,921.30 | 389,629.94 | 416,567.76 | 260,936.01 | 603,543.25 | 1,292,827.00 | 689,283.75 | 1,001,279.00 |

CITY OF OURAY
EXPENDITURES WITH COMPARISON TO BUDGET
FOR THE 8 MONTHS ENDING AUGUST 31, 2024

GENERAL FUND

| | PY 3 AUDITED | PY 2 AUDITED | PY ACTUAL | PTYD ACTUAL | CYTD ACTUAL | CY BUDGET | VARIANCE | CY ESTIMATE |
|----------------------------------|--------------|--------------|-----------|-------------|-------------|------------|------------|-------------|
| <u>COMMUNITY CENTER EXPENSES</u> | | | | | | | | |
| SALARIES AND WAGES: | | | | | | | | |
| 10-54-5012 | 8,469.70 | 9,678.67 | 11,077.90 | 7,222.71 | 12,434.37 | 12,190.00 | 244.37- | .00 |
| 10-54-5540 | 22,566.48 | 25,066.71 | 27,440.97 | 17,894.45 | 18,954.47 | 29,011.00 | 10,056.53 | .00 |
| 10-54-5650 | 12,643.88 | 29,978.54 | 34,283.97 | 22,226.44 | 24,219.25 | 37,100.00 | 12,880.75 | .00 |
| TOTAL SALARIES AND WAGES | 43,680.06 | 64,723.92 | 72,802.84 | 47,343.60 | 55,608.09 | 78,301.00 | 22,692.91 | .00 |
| TAXES & BENEFITS: | | | | | | | | |
| 10-54-5800 | 3,103.10 | 4,656.55 | 5,276.68 | 3,421.50 | 4,054.52 | 5,858.00 | 1,803.48 | .00 |
| 10-54-5810 | 120.49 | 117.00 | 139.29 | 90.81 | 106.01 | 154.00 | 47.99 | .00 |
| 10-54-5830 | 1,644.65 | 1,938.74 | 2,936.24 | 2,202.18 | 923.30 | 1,722.00 | 798.70 | .00 |
| 10-54-5840 | 409.13 | 383.59 | 380.60 | 252.10 | 259.71 | 429.00 | 169.29 | .00 |
| 10-54-5850 | 20,062.06 | 26,046.38 | 24,431.62 | 15,989.68 | 14,826.00 | 25,950.00 | 11,124.00 | .00 |
| 10-54-5870 | 1,298.02 | 1,926.14 | 2,128.53 | 1,387.11 | 1,612.49 | 2,250.00 | 637.51 | .00 |
| TOTAL TAXES & BENEFITS | 26,637.45 | 35,068.40 | 35,292.96 | 23,343.38 | 21,782.03 | 36,363.00 | 14,580.97 | .00 |
| OVERHEAD: | | | | | | | | |
| 10-54-6010 | 2,214.70 | 2,004.48 | 1,979.26 | 1,298.93 | 1,376.37 | 2,440.00 | 1,063.63 | 2,450.00 |
| 10-54-6020 | 6,474.42 | 8,010.76 | 8,177.99 | 5,117.95 | 5,206.82 | 8,250.00 | 3,043.18 | 8,250.00 |
| 10-54-6030 | 4,285.41 | 4,822.76 | 5,510.28 | 4,132.71 | 4,088.49 | 5,452.00 | 1,363.51 | 4,100.00 |
| 10-54-6100 | .00 | .00 | .00 | .00 | .00 | 700.00 | 700.00 | .00 |
| 10-54-6720 | 3,796.48 | 4,155.84 | 6,255.41 | 4,650.42 | 2,903.04 | 106,000.00 | 103,096.96 | 106,000.00 |
| TOTAL OVERHEAD | 16,771.01 | 18,993.84 | 21,922.94 | 15,200.01 | 13,574.72 | 122,842.00 | 109,267.28 | 120,800.00 |

CITY OF OURAY
EXPENDITURES WITH COMPARISON TO BUDGET
FOR THE 8 MONTHS ENDING AUGUST 31, 2024

GENERAL FUND

| | PY 3 AUDITED | PY 2 AUDITED | PY ACTUAL | PTYD ACTUAL | CYTD ACTUAL | CY BUDGET | VARIANCE | CY ESTIMATE |
|--|-------------------|-------------------|-------------------|------------------|-------------------|-------------------|-------------------|-------------------|
| OPERATING MAINTENANCE: | | | | | | | | |
| 10-54-7000 CONTRACT LABOR | .00 | 127.50 | 8,325.02 | 608.00 | .00 | 1,000.00 | 1,000.00 | 5,000.00 |
| 10-54-7004 IT CONTRACT LABOR | 161.25 | 146.25 | 146.25 | 146.25 | .00 | 200.00 | 200.00 | 200.00 |
| 10-54-7100 SUPPLIES | 3,800.60 | 2,414.22 | 1,807.99 | 1,795.34 | 3,733.77 | 13,500.00 | 9,766.23 | 7,000.00 |
| 10-54-7103 LAUNDRY | 140.00 | 91.00 | .00 | .00 | .00 | 750.00 | 750.00 | .00 |
| 10-54-7104 IT SUPPLIES | 26.00 | 732.93 | 394.25 | 394.25 | 95.90 | 500.00 | 404.10 | 500.00 |
| 10-54-7200 MAINTENANCE & REPAIRS | 2,005.25 | 504.14 | 2,760.68 | 898.86 | 519.93 | 13,500.00 | 12,980.07 | 20,500.00 |
| 10-54-7804 IT SOFTWARE & SUBSCRIPTIONS | .00 | 378.10 | 1,235.83 | 1,135.88 | 1,535.25 | 1,850.00 | 314.75 | 1,850.00 |
| 10-54-7830 OFFICE SUPPLIES | .00 | .00 | 173.35 | 173.35 | .00 | 800.00 | 800.00 | .00 |
| 10-54-7862 HIRING COST | .00 | .00 | .00 | .00 | 1,925.95 | .00 | 1,925.95- | 1,925.95 |
| TOTAL OPERATING MAINTENANCE | 6,133.10 | 4,394.14 | 14,843.37 | 5,151.93 | 7,810.80 | 32,100.00 | 24,289.20 | 36,975.95 |
| CAPITAL EXPENDITURES: | | | | | | | | |
| 10-54-8100 INVENTORIED EQUIPMENT | 4,146.00 | .00 | .00 | .00 | 8,478.64 | 8,000.00 | 478.64- | 11,500.00 |
| 10-54-8104 IT INVENTORIED EQUIPMENT | .00 | 2,970.64 | .00 | .00 | 1,226.90 | 1,800.00 | 573.10 | 1,800.00 |
| 10-54-8250 CAPITAL IMPROVEMENTS | 68,354.70 | .00 | .00 | .00 | .00 | .00 | .00 | .00 |
| TOTAL CAPITAL EXPENDITURES | 72,500.70 | 2,970.64 | .00 | .00 | 9,705.54 | 9,800.00 | 94.46 | 13,300.00 |
| TOTAL COMMUNITY CENTER EXPENSES | 165,722.32 | 126,150.94 | 144,862.11 | 91,038.92 | 108,481.18 | 279,406.00 | 170,924.82 | 171,075.95 |

CITY OF OURAY
EXPENDITURES WITH COMPARISON TO BUDGET
FOR THE 8 MONTHS ENDING AUGUST 31, 2024

GENERAL FUND

| | PY 3 AUDITED | PY 2 AUDITED | PY ACTUAL | PTYD ACTUAL | CYTD ACTUAL | CY BUDGET | VARIANCE | CY ESTIMATE |
|---|--------------|--------------|-----------|-------------|-------------|------------|-----------|-------------|
| <u>OTHER PARKS EXPENSES</u> | | | | | | | | |
| SALARIES AND WAGES: | | | | | | | | |
| 10-55-5100 PW DIRECTOR | 4,793.44 | 5,863.39 | 6,429.87 | 4,190.24 | 10,007.35 | 6,820.00 | 3,187.35- | .00 |
| 10-55-5520 GARDENERS/MAINT WAGES - SEASON | 37,080.56 | 57,967.74 | 16,602.01 | 9,871.97 | 21,249.37 | 45,717.00 | 24,467.63 | .00 |
| 10-55-5540 CUSTODIAN | 841.08 | .00 | .00 | .00 | .00 | .00 | .00 | .00 |
| 10-55-5545 PW MAINTENANCE CREW | 21,427.89 | 23,951.71 | 24,596.32 | 16,169.46 | 17,201.27 | 26,214.00 | 9,012.73 | .00 |
| 10-55-5600 VEH. MAINT. - PW CREW | 6,497.88 | 6,991.31 | 8,214.52 | 5,328.32 | 8,085.55 | 6,968.00 | 1,117.55- | .00 |
| 10-55-5680 PARKS/FACILITIES MAINT MGR | 9,576.90 | 16,436.55 | 18,781.36 | 12,239.51 | 13,000.19 | 19,922.00 | 6,921.81 | .00 |
| 10-55-5681 PARKS/FACILITIES MAINT OPS | 2,875.53 | 12,004.59 | 12,283.67 | 6,857.97 | 13,341.03 | 27,037.00 | 13,695.97 | .00 |
| 10-55-5685 PARKS ACTIVITIES COORD | .00 | .00 | .00 | .00 | 2,504.28 | 26,000.00 | 23,495.72 | .00 |
| TOTAL SALARIES AND WAGES | 83,093.28 | 123,215.29 | 86,907.75 | 54,657.47 | 85,389.04 | 158,678.00 | 73,288.96 | .00 |
| TAXES & BENEFITS: | | | | | | | | |
| 10-55-5800 FICA | 6,279.88 | 8,545.13 | 6,531.83 | 4,100.44 | 6,445.70 | 9,696.00 | 3,250.30 | .00 |
| 10-55-5810 UNEMPLOYMENT | 245.23 | 223.75 | 171.02 | 107.35 | 168.55 | 256.00 | 87.45 | .00 |
| 10-55-5830 WORKERS' COMP | 1,881.34 | 2,417.44 | 3,865.28 | 2,949.96 | 2,975.36 | 5,380.00 | 2,404.64 | .00 |
| 10-55-5840 GROUP TERM LIFE INSURANCE | 337.61 | 380.64 | 377.56 | 261.26 | 263.54 | 488.00 | 224.46 | .00 |
| 10-55-5850 EMPLOYEE HEALTH INSURANCE | 12,278.48 | 17,428.77 | 16,678.85 | 10,711.64 | 9,831.68 | 17,033.00 | 7,201.32 | .00 |
| 10-55-5870 PENSION | 1,315.57 | 1,920.27 | 2,001.29 | 1,266.81 | 1,620.15 | 2,277.00 | 656.85 | .00 |
| TOTAL TAXES & BENEFITS | 22,338.11 | 30,916.00 | 29,625.83 | 19,397.46 | 21,304.98 | 35,130.00 | 13,825.02 | .00 |
| OVERHEAD: | | | | | | | | |
| 10-55-6010 TELEPHONE / COMMUNICATIONS | 1,284.28 | 994.78 | 1,026.53 | 776.03 | 1,841.87 | .00 | 1,841.87- | 2,500.00 |
| 10-55-6020 UTILITIES | 6,883.54 | 10,477.67 | 9,112.63 | 6,118.82 | 6,029.15 | 12,402.00 | 6,372.85 | 12,402.00 |
| 10-55-6021 TRASH REMOVAL | .00 | .00 | .00 | .00 | 10,489.55 | 1,000.00 | 9,489.55- | 11,500.00 |
| 10-55-6029 SANITATION | 11,481.75 | 5,072.25 | 7,894.25 | 6,141.75 | 1,967.50 | 7,800.00 | 5,832.50 | 3,200.00 |
| 10-55-6030 INSURANCE | 2,634.54 | 2,994.22 | 3,387.56 | 2,540.67 | 2,513.49 | 3,352.00 | 838.51 | 3,352.00 |
| 10-55-6031 INSURANCE-DEDUCTIONS | .00 | 1,000.00 | 1,000.00 | 3,712.40 | 806.49 | .00 | 806.49- | .00 |
| TOTAL OVERHEAD | 22,284.11 | 20,538.92 | 22,420.97 | 19,289.67 | 23,648.05 | 24,554.00 | 905.95 | 32,954.00 |

CITY OF OURAY
EXPENDITURES WITH COMPARISON TO BUDGET
FOR THE 8 MONTHS ENDING AUGUST 31, 2024

GENERAL FUND

| | PY 3 AUDITED | PY 2 AUDITED | PY ACTUAL | PTYD ACTUAL | CYTD ACTUAL | CY BUDGET | VARIANCE | CY ESTIMATE |
|--|-------------------|------------------|------------------|------------------|------------------|-------------------|-------------------|-------------------|
| OPERATING MAINTENANCE: | | | | | | | | |
| 10-55-7000 CONTRACT LABOR | 4,338.25 | 4,627.63 | 1,128.78 | 150.00 | .00 | 71,510.00 | 71,510.00 | 71,510.00 |
| 10-55-7004 IT CONTRACT LABOR | 161.25 | 246.25 | 146.25 | 146.25 | .00 | .00 | .00 | 550.00 |
| 10-55-7100 PARKS MAINT SUPPLIES | 7,440.32 | 7,484.36 | 17,777.13 | 7,663.59 | 5,950.07 | 19,000.00 | 13,049.93 | 15,000.00 |
| 10-55-7101 PAPER/CLEANING SUPPLIES | 10,070.80 | 10,605.27 | 10,378.39 | 9,412.94 | 12,614.95 | 14,000.00 | 1,385.05 | 15,000.00 |
| 10-55-7102 PARC SUPPLIES & EVENTS | 286.99 | 1,366.56 | 3,297.29 | 219.59 | 1,100.59 | 7,000.00 | 5,899.41 | 7,000.00 |
| 10-55-7104 IT SUPPLIES | 124.96 | 190.40 | 112.02 | .00 | 49.49 | .00 | 49.49- | 350.00 |
| 10-55-7115 PARKS PROGRAMS EXPENSES | .00 | .00 | .00 | .00 | .00 | .00 | .00 | 7,000.00 |
| 10-55-7125 FERTILIZER | 572.30 | 300.00 | 710.00 | 710.00 | 401.85 | 1,100.00 | 698.15 | 600.00 |
| 10-55-7150 TREE MAINTENANCE | 4,037.00 | 17,157.50 | 4,988.00 | 4,988.00 | 5,432.00 | 7,000.00 | 1,568.00 | 7,000.00 |
| 10-55-7160 GEOTHERMAL EXPENSES | 1,194.51 | 4,518.41 | 4,625.28 | 4,416.89 | 262.39 | 5,000.00 | 4,737.61 | 380.00 |
| 10-55-7165 PARKS UNIFORMS | 1,200.24 | 2,718.13 | 1,709.72 | 812.57 | 1,903.37 | 3,500.00 | 1,596.63 | 3,500.00 |
| 10-55-7200 MAINTENANCE & REPAIRS | 4,831.33 | 9,013.12 | 11,785.23 | 10,024.27 | 19,030.00 | 16,000.00 | 3,030.00- | 16,000.00 |
| 10-55-7201 MAINT. & REPAIRS - MICROHYDRO | .00 | .00 | 877.20 | 877.20 | .00 | .00 | .00 | .00 |
| 10-55-7202 MAINT. & REPAIRS - DOG PARK | .00 | 700.00 | 46.89 | 46.89 | 1,442.54 | 3,000.00 | 1,557.46 | 3,000.00 |
| 10-55-7470 TOOLS | 789.99 | 848.78 | 504.78 | 289.60 | 571.86 | 1,500.00 | 928.14 | 1,500.00 |
| 10-55-7600 VEHICLE OIL & GAS | 6,146.44 | 11,199.56 | 9,007.49 | 5,991.29 | 4,077.01 | 9,731.00 | 5,653.99 | 6,500.00 |
| 10-55-7650 VEHICLE R & M/SUPPLIES | 249.78 | 140.57 | 3,591.74 | 2,314.73 | 1,223.92 | 6,200.00 | 4,976.08 | 6,200.00 |
| 10-55-7720 SAFETY EXPENSE | 370.30 | 712.90 | .00 | .00 | .00 | 1,000.00 | 1,000.00 | .00 |
| 10-55-7804 IT SOFTWARE & SUBSCRIPTIONS | .00 | 760.37 | 553.51 | 549.51 | 747.76 | .00 | 747.76- | 800.00 |
| 10-55-7830 OFFICE SUPPLIES | 321.17 | 494.58 | 292.97 | 182.33 | 364.06 | 600.00 | 235.94 | 100.00 |
| 10-55-7835 COPIER/PRINTER EXPENSE | 93.94 | 68.30 | 87.82 | 46.23 | 1,745.51 | 250.00 | 1,495.51- | 2,000.00 |
| 10-55-7860 TRAINING & TRAVEL | .00 | 50.00 | 195.00 | 195.00 | 136.50 | 1,000.00 | 863.50 | 4,000.00 |
| 10-55-7862 HIRING COST | 2,050.45 | 2,050.05 | 1,653.87 | 1,503.87 | 4,725.64 | 2,500.00 | 2,225.64- | 4,600.00 |
| 10-55-7870 SUPPLIES | 76.93 | 10.77 | .00 | .00 | .00 | 500.00 | 500.00 | 500.00 |
| 10-55-7900 OTHER EXPENSES | .00 | .00 | 50.00- | 50.00- | .00 | .00 | .00 | .00 |
| TOTAL OPERATING MAINTENANCE | 44,356.95 | 75,263.51 | 73,419.36 | 50,490.75 | 61,779.51 | 170,391.00 | 108,611.49 | 173,090.00 |
| CAPITAL EXPENDITURES: | | | | | | | | |
| 10-55-8100 INVENTORIED EQUIPMENT | 1,701.93 | 389.52 | .00 | .00 | .00 | .00 | .00 | .00 |
| 10-55-8104 IT INVENTORIED EQUIPMENT | .00 | .00 | .00 | .00 | 999.00 | .00 | 999.00- | 1,000.00 |
| 10-55-8250 CAPITAL IMPROVEMENTS | 452,007.42 | 29,292.32 | .00 | 260.75 | .00 | .00 | .00 | .00 |
| 10-55-8400 CAPITAL EQUIPMENT | 4,200.00 | .00 | .00 | .00 | .00 | .00 | .00 | .00 |
| TOTAL CAPITAL EXPENDITURES | 457,909.35 | 29,681.84 | .00 | 260.75 | 999.00 | .00 | 999.00- | 1,000.00 |

CITY OF OURAY
 EXPENDITURES WITH COMPARISON TO BUDGET
 FOR THE 8 MONTHS ENDING AUGUST 31, 2024

GENERAL FUND

| | <u>PY 3 AUDITED</u> | <u>PY 2 AUDITED</u> | <u>PY ACTUAL</u> | <u>PTYD ACTUAL</u> | <u>CYTD ACTUAL</u> | <u>CY BUDGET</u> | <u>VARIANCE</u> | <u>CY ESTIMATE</u> |
|----------------------------|---------------------|---------------------|------------------|--------------------|--------------------|------------------|-----------------|--------------------|
| TOTAL OTHER PARKS EXPENSES | 629,981.80 | 279,615.56 | 212,373.91 | 144,096.10 | 193,120.58 | 388,753.00 | 195,632.42 | 207,044.00 |

CITY OF OURAY
EXPENDITURES WITH COMPARISON TO BUDGET
FOR THE 8 MONTHS ENDING AUGUST 31, 2024

GENERAL FUND

| | PY 3 AUDITED | PY 2 AUDITED | PY ACTUAL | PTYD ACTUAL | CYTD ACTUAL | CY BUDGET | VARIANCE | CY ESTIMATE | |
|-----------------------------|---------------------------|--------------|-----------|-------------|-------------|-----------|-----------|-------------|-----------|
| <u>SKI TOW EXPENSES</u> | | | | | | | | | |
| SALARIES AND WAGES: | | | | | | | | | |
| 10-56-5012 | PARKS AND REC DIRECTOR | 2,540.90 | 2,903.76 | 3,323.17 | 2,166.69 | 3,730.31 | 3,514.00 | 216.31- | .00 |
| 10-56-5520 | SKI TOW OPERATOR | 6,550.24 | 7,412.61 | 9,996.19 | 9,087.20 | 3,993.49 | 11,130.00 | 7,136.51 | .00 |
| TOTAL SALARIES AND WAGES | | 9,091.14 | 10,316.37 | 13,319.36 | 11,253.89 | 7,723.80 | 14,644.00 | 6,920.20 | .00 |
| TAXES & BENEFITS: | | | | | | | | | |
| 10-56-5800 | FICA | 615.18 | 812.30 | 1,369.97 | 1,210.43 | 590.38 | 2,120.00 | 1,529.62 | .00 |
| 10-56-5810 | UNEMPLOYMENT | 27.04 | 21.32 | 26.79 | 22.56 | 15.44 | 36.00 | 20.56 | .00 |
| 10-56-5830 | WORKERS' COMP | 338.27 | 413.46 | 514.16 | 357.62 | 636.72 | 649.00 | 12.28 | .00 |
| 10-56-5840 | GROUP TERM LIFE INSURANCE | 32.74 | 16.01 | 25.87 | 15.95 | 10.62 | 40.00 | 29.38 | .00 |
| 10-56-5850 | EMPLOYEE HEALTH INSURANCE | 1,100.85 | 578.05 | 964.15 | 591.17 | 295.92 | 1,454.00 | 1,158.08 | .00 |
| 10-56-5870 | PENSION | 76.17 | 87.14 | 143.18 | 81.95 | 130.82 | 160.00 | 29.18 | .00 |
| TOTAL TAXES & BENEFITS | | 2,190.25 | 1,928.28 | 3,044.12 | 2,279.68 | 1,679.90 | 4,459.00 | 2,779.10 | .00 |
| OVERHEAD: | | | | | | | | | |
| 10-56-6020 | UTILITIES | 651.25 | 687.73 | 692.66 | 456.82 | 382.64 | 750.00 | 367.36 | 750.00 |
| 10-56-6029 | SANITATION | 405.00 | 270.00 | 734.76 | 399.00 | 259.52 | 790.00 | 530.48 | 790.00 |
| 10-56-6030 | INSURANCE | 176.96 | 199.16 | 227.52 | 170.64 | 168.81 | 226.00 | 57.19 | 226.00 |
| 10-56-6740 | INSPECTIONS | 1,842.87 | 1,345.38 | 1,927.04 | 1,513.69 | 351.50 | 2,400.00 | 2,048.50 | 2,400.00 |
| TOTAL OVERHEAD | | 3,076.08 | 2,502.27 | 3,581.98 | 2,540.15 | 1,162.47 | 4,166.00 | 3,003.53 | 4,166.00 |
| OPERATING MAINTENANCE: | | | | | | | | | |
| 10-56-7000 | CONTRACT LABOR | .00 | 592.00 | .00 | .00 | .00 | 6,800.00 | 6,800.00 | 6,800.00 |
| 10-56-7010 | ENGINEERING | .00 | .00 | .00 | .00 | .00 | 5,000.00 | 5,000.00 | 5,000.00 |
| 10-56-7100 | SUPPLIES | .47 | 586.58 | 607.17 | 224.42 | 400.56 | 1,800.00 | 1,399.44 | 1,800.00 |
| 10-56-7200 | MAINTENANCE & REPAIRS | 1,240.00 | 834.56 | 2,794.79 | 2,686.81 | .00 | 3,600.00 | 3,600.00 | 3,600.00 |
| 10-56-7470 | TOOLS | .00 | .00 | .00 | .00 | .00 | 800.00 | 800.00 | 800.00 |
| 10-56-7862 | HIRING COSTS | 132.00 | 374.30 | .00 | .00 | 577.78 | 400.00 | 177.78- | 577.78 |
| 10-56-7900 | OTHER EXPENSES | 296.00 | .00 | .00 | .00 | .00 | .00 | .00 | .00 |
| TOTAL OPERATING MAINTENANCE | | 1,668.47 | 2,387.44 | 3,401.96 | 2,911.23 | 978.34 | 18,400.00 | 17,421.66 | 18,577.78 |

CITY OF OURAY
 EXPENDITURES WITH COMPARISON TO BUDGET
 FOR THE 8 MONTHS ENDING AUGUST 31, 2024

GENERAL FUND

| | <u>PY 3 AUDITED</u> | <u>PY 2 AUDITED</u> | <u>PY ACTUAL</u> | <u>PTYD ACTUAL</u> | <u>CYTD ACTUAL</u> | <u>CY BUDGET</u> | <u>VARIANCE</u> | <u>CY ESTIMATE</u> |
|----------------------------------|---------------------|---------------------|------------------|--------------------|--------------------|------------------|-----------------|--------------------|
| CAPITAL EXPENDITURES: | | | | | | | | |
| 10-56-8100 INVENTORIED EQUIPMENT | .00 | 4,386.00 | 1,609.77 | .00 | .00 | .00 | .00 | .00 |
| 10-56-8250 CAPITAL IMPROVEMENTS | .00 | .00 | .00 | .00 | .00 | 15,000.00 | 15,000.00 | 15,000.00 |
| TOTAL CAPITAL EXPENDITURES | .00 | 4,386.00 | 1,609.77 | .00 | .00 | 15,000.00 | 15,000.00 | 15,000.00 |
| TOTAL SKI TOW EXPENSES | 16,025.94 | 21,520.36 | 24,957.19 | 18,984.95 | 11,544.51 | 56,669.00 | 45,124.49 | 37,743.78 |

CITY OF OURAY
EXPENDITURES WITH COMPARISON TO BUDGET
FOR THE 8 MONTHS ENDING AUGUST 31, 2024

GENERAL FUND

| | PY 3 AUDITED | PY 2 AUDITED | PY ACTUAL | PTYD ACTUAL | CYTD ACTUAL | CY BUDGET | VARIANCE | CY ESTIMATE |
|---|--------------|--------------|-----------|-------------|-------------|-----------|-----------|-------------|
| <u>ICE RINK/ROTARY PARK EXPENSES</u> | | | | | | | | |
| SALARIES AND WAGES: | | | | | | | | |
| 10-57-5001 ICE RINK/ROTARY WAGES - SEASON | 80.76 | 1,740.06 | .00 | .00 | .00 | .00 | .00 | .00 |
| 10-57-5680 PARKS/FACILITIES MAINT MGR | 1,903.88 | 6,574.66 | 7,512.61 | 4,895.85 | 5,200.13 | 7,970.00 | 2,769.87 | .00 |
| 10-57-5681 PARKS/FACILITIES MAINT OPS | 1,150.23 | 4,801.84 | 4,913.51 | 2,743.22 | 5,336.52 | 10,801.00 | 5,464.48 | .00 |
| TOTAL SALARIES AND WAGES | 3,134.87 | 13,116.56 | 12,426.12 | 7,639.07 | 10,536.65 | 18,771.00 | 8,234.35 | .00 |
| TAXES & BENEFITS: | | | | | | | | |
| 10-57-5800 FICA | 235.47 | 982.28 | 925.36 | 565.32 | 789.59 | 1,410.00 | 620.41 | .00 |
| 10-57-5810 UNEMPLOYMENT | 8.96 | 25.57 | 24.28 | 14.83 | 20.64 | 40.00 | 19.36 | .00 |
| 10-57-5830 WORKERS' COMP | 24.19- | .00 | 789.44 | 670.58 | 377.86 | 771.00 | 393.14 | .00 |
| 10-57-5840 GROUP TERM LIFE INSURANCE | 23.64 | 72.71 | 81.94 | 59.17 | 50.17 | 85.00 | 34.83 | .00 |
| 10-57-5850 EMPLOYEE HEALTH INSURANCE | 834.07 | 3,275.75 | 3,705.57 | 2,404.55 | 1,813.08 | 3,789.00 | 1,975.92 | .00 |
| 10-57-5870 PENSION | 91.66 | 341.22 | 360.73 | 218.70 | 245.89 | 563.00 | 317.11 | .00 |
| TOTAL TAXES & BENEFITS | 1,169.61 | 4,697.53 | 5,887.32 | 3,933.15 | 3,297.23 | 6,658.00 | 3,360.77 | .00 |
| OVERHEAD: | | | | | | | | |
| 10-57-6020 UTILITIES | 341.59 | 986.60 | 2,890.73 | 2,179.57 | 1,891.33 | 2,544.00 | 652.67 | 2,544.00 |
| 10-57-6029 SANITATION | 2,867.50 | 1,142.50 | 3,060.00 | 2,082.50 | 502.50 | 3,600.00 | 3,097.50 | 1,000.00 |
| 10-57-6030 INSURANCE | 176.96 | 261.87 | 227.52 | 170.64 | 168.81 | 226.00 | 57.19 | .00 |
| TOTAL OVERHEAD | 3,386.05 | 2,390.97 | 6,178.25 | 4,432.71 | 2,562.64 | 6,370.00 | 3,807.36 | 3,544.00 |
| OPERATING MAINTENANCE: | | | | | | | | |
| 10-57-7100 SUPPLIES | 24.95 | 59.94 | 220.60 | 11.10 | .00 | 1,600.00 | 1,600.00 | 1,500.00 |
| 10-57-7150 TREE MAINTENANCE | 16,037.50 | 7,978.75 | 7,600.00 | 2,800.00 | 2,250.00 | 10,000.00 | 7,750.00 | 7,500.00 |
| 10-57-7200 MAINTENANCE & REPAIRS | 19,916.87 | 1,127.52 | 1,194.12 | 979.53 | 9,392.20 | 7,500.00 | 1,892.20- | 10,500.00 |
| 10-57-7862 HIRING COSTS | 61.00 | 431.00 | .00 | .00 | .00 | 800.00 | 800.00 | 800.00 |
| 10-57-7900 OTHER EXPENSES | 157.00 | .00 | .00 | .00 | .00 | 500.00 | 500.00 | .00 |
| TOTAL OPERATING MAINTENANCE | 36,197.32 | 9,597.21 | 9,014.72 | 3,790.63 | 11,642.20 | 20,400.00 | 8,757.80 | 20,300.00 |
| TOTAL ICE RINK/ROTARY PARK EXPENSES | 43,887.85 | 29,802.27 | 33,506.41 | 19,795.56 | 28,038.72 | 52,199.00 | 24,160.28 | 23,844.00 |

CITY OF OURAY
 EXPENDITURES WITH COMPARISON TO BUDGET
 FOR THE 8 MONTHS ENDING AUGUST 31, 2024

GENERAL FUND

| | <u>PY 3 AUDITED</u> | <u>PY 2 AUDITED</u> | <u>PY ACTUAL</u> | <u>PTYD ACTUAL</u> | <u>CYTD ACTUAL</u> | <u>CY BUDGET</u> | <u>VARIANCE</u> | <u>CY ESTIMATE</u> |
|-------------------------------|--------------------------|--------------------------|----------------------------|--------------------------|-------------------------|---------------------------|---------------------------|---------------------------|
| TOTAL FUND EXPENDITURES | <u>3,137,586.21</u> | <u>3,398,262.37</u> | <u>4,075,442.84</u> | <u>1,906,484.17</u> | <u>2,509,722.01</u> | <u>5,096,583.32</u> | <u>2,586,861.31</u> | <u>1,990,995.73</u> |
| NET REVENUE OVER EXPENDITURES | <u><u>897,564.03</u></u> | <u><u>858,786.62</u></u> | <u><u>1,343,728.85</u></u> | <u><u>474,973.56</u></u> | <u><u>94,610.53</u></u> | <u><u>841,409.32-</u></u> | <u><u>936,019.85-</u></u> | <u><u>340,154.27-</u></u> |

CITY OF OURAY
REVENUES WITH COMPARISON TO BUDGET
FOR THE 8 MONTHS ENDING AUGUST 31, 2024

WATER FUND

| | PY 3 AUDITED | PY 2 AUDITED | PY ACTUAL | PYTD ACTUAL | CYTD ACTUAL | CY BUDGET | VARIANCE | |
|---|-------------------|-------------------|-------------------|-------------------|-------------------|-------------------|-------------------|------------|
| <u>CUSTOMER REVENUE</u> | | | | | | | | |
| 20-40-4050 WATER CHARGES- CUSTOMERS | 514,581.90 | 542,909.22 | 596,496.40 | 395,624.14 | 419,625.43 | 653,463.00 | 233,837.57 | 233 |
| 20-40-4051 WATER CHARGES - POOL | 19,233.12 | 20,771.76 | 22,433.52 | 14,955.68 | 15,852.96 | 23,780.00 | 7,927.04 | 792 |
| 20-40-4053 WATER CHARGES - BOX CANON | 730.80 | 789.24 | 852.36 | 568.24 | 576.00 | 904.00 | 328.00 | 328 |
| 20-40-4057 WATER DEBT SURCHARGE | 1,071.83- | 1,432.58- | .00 | .00 | .00 | .00 | .00 | 0.0 |
| 20-40-4059 WATER DEBT SURCHARGE- REPAY GF | 29,051.90 | 26,484.71 | 25,592.60 | 18,580.67 | .00 | .00 | .00 | 0 |
| 20-40-4060 SERVICE CHARGE - WATER | 13,863.23 | 14,111.21 | 16,386.25 | 10,891.25 | 11,011.50 | 17,318.00 | 6,306.50 | 630 |
| 20-40-4061 TRANSFER CHARGE - WATER | 462.50 | 220.00 | 70.00 | 25.00 | 75.00 | 100.00 | 25.00 | 25. |
| 20-40-4062 WATER OFF/ON CHARGE | 380.00 | 500.00 | 260.00 | 220.00 | 200.00 | 300.00 | 100.00 | 100 |
| TOTAL CUSTOMER REVENUE | 577,231.62 | 604,353.56 | 662,091.13 | 440,864.98 | 447,340.89 | 695,865.00 | 248,524.11 | 248 |
| <u>GRANTS</u> | | | | | | | | |
| 20-41-4185 GRANT - WATER TRTMT FEAS. STDY | 42,209.80 | .00 | .00 | .00 | .00 | .00 | .00 | 0 |
| TOTAL GRANTS | 42,209.80 | .00 | .00 | .00 | .00 | .00 | .00 | 0 |
| <u>OTHER REVENUES</u> | | | | | | | | |
| 20-43-4300 INVEST FEE-WATER(25%) | 9,944.11 | 15,749.89 | 9,843.72 | 6,093.72 | 10,937.51 | 41,250.00 | 30,312.49 | 303 |
| 20-43-4310 OTHER REVENUE | 337.38 | .00 | .00 | .00 | .00 | .00 | .00 | 0 |
| 20-43-4340 INTEREST INCOME | 317.66 | 2,438.33 | 10,228.97 | 4,816.24 | 655.65 | 9,630.00 | 8,974.35 | 897 |
| TOTAL OTHER REVENUES | 10,599.15 | 18,188.22 | 20,072.69 | 10,909.96 | 11,593.16 | 50,880.00 | 39,286.84 | 392 |
| TOTAL FUND REVENUE | 630,040.57 | 622,541.78 | 682,163.82 | 451,774.94 | 458,934.05 | 746,745.00 | 287,810.95 | 287 |

CITY OF OURAY
EXPENDITURES WITH COMPARISON TO BUDGET
FOR THE 8 MONTHS ENDING AUGUST 31, 2024

WATER FUND

| | PY 3 AUDITED | PY 2 AUDITED | PY ACTUAL | PTYD ACTUAL | CYTD ACTUAL | CY BUDGET | VARIANCE | CY ESTIMATE |
|---|--------------|--------------|------------|-------------|-------------|------------|------------|-------------|
| <u>WATER EXPENSES</u> | | | | | | | | |
| SALARIES AND WAGES: | | | | | | | | |
| 20-50-5002 CITY ADMINISTRATOR | 35,172.82 | 39,342.74 | 41,024.01 | 27,960.17 | 33,247.70 | 45,329.00 | 12,081.30 | .00 |
| 20-50-5004 FINANCE & ADMIN. DIRECTOR | 20,269.57 | 23,892.05 | 27,035.41 | 17,568.72 | 18,660.63 | 29,544.00 | 10,883.37 | .00 |
| 20-50-5006 HR MANAGER | 11,266.68 | 19,945.49 | 18,619.37 | 17,859.89 | 11,736.33 | 11,439.00 | 297.33- | .00 |
| 20-50-5008 ADMINISTRATIVE CLERKS | 46,189.12 | 55,983.37 | 39,251.51 | 24,280.06 | 23,678.54 | 39,364.00 | 15,685.46 | .00 |
| 20-50-5010 BUILDING INSPECTOR | 2,735.57 | 12,141.13 | 12,563.65 | 8,529.03 | 7,193.84 | 14,189.00 | 6,995.16 | .00 |
| 20-50-5012 COMMUNITY DEVELOPMENT DIRECTOR | 9,034.83 | 13,478.51 | 6,528.12 | 7,105.31 | 7,951.89 | 14,597.00 | 6,645.11 | .00 |
| 20-50-5050 IT DIRECTOR | .00 | 4,191.51 | 18,245.66 | 11,357.63 | 12,209.84 | 18,487.00 | 6,277.16 | .00 |
| 20-50-5055 IT STAFF | .00 | 1,029.28 | 5,039.40 | 3,500.78 | 7,495.33 | 16,542.00 | 9,046.67 | .00 |
| 20-50-5100 PW DIRECTOR | 20,035.27 | 27,960.78 | 42,283.45 | 25,142.27 | 26,582.32 | 40,856.00 | 14,273.68 | .00 |
| 20-50-5150 PW CREW | 72,684.14 | 82,808.59 | 99,338.56 | 66,578.56 | 69,248.36 | 134,437.00 | 65,188.64 | .00 |
| 20-50-5600 VEH. MAINT. - PW CREW | 12,696.53 | 12,125.58 | 10,589.32 | 6,660.34 | 8,534.88 | 13,936.00 | 5,401.12 | .00 |
| 20-50-5650 COMM & CMTY ENGMT COORD | 529.47 | 1,437.05 | 1,629.71 | 1,010.33 | 1,100.86 | 1,638.00 | 537.14 | .00 |
| TOTAL SALARIES AND WAGES | 230,614.00 | 294,336.08 | 322,148.17 | 217,553.09 | 227,640.52 | 380,358.00 | 152,717.48 | .00 |
| TAXES & BENEFITS: | | | | | | | | |
| 20-50-5800 FICA | 15,629.87 | 20,568.20 | 24,083.48 | 16,304.91 | 16,988.65 | 29,435.00 | 12,446.35 | .00 |
| 20-50-5810 UNEMPLOYMENT | 608.00 | 538.86 | 629.99 | 426.45 | 453.15 | 720.00 | 266.85 | .00 |
| 20-50-5830 WORKERS' COMP | 4,824.83 | 5,376.89 | 6,566.32 | 4,569.49 | 5,835.36 | 8,849.00 | 3,013.64 | .00 |
| 20-50-5840 GROUP TERM LIFE INSURANCE | 1,895.28 | 1,653.12 | 1,516.97 | 1,017.51 | 1,199.86 | 2,700.00 | 1,500.14 | .00 |
| 20-50-5850 EMPLOYEE HEALTH INSURANCE | 59,183.89 | 73,334.31 | 62,531.61 | 40,464.08 | 44,257.09 | 99,898.00 | 55,640.91 | .00 |
| 20-50-5855 MEDICAL | 593.95 | 548.64 | 98.99 | 53.33 | 132.41 | 500.00 | 367.59 | .00 |
| 20-50-5870 PENSION | 5,958.80 | 8,355.09 | 12,247.90 | 8,181.80 | 8,920.55 | 14,500.00 | 5,579.45 | .00 |
| TOTAL TAXES & BENEFITS | 88,694.62 | 110,375.11 | 107,675.26 | 71,017.57 | 77,787.07 | 156,602.00 | 78,814.93 | .00 |
| OVERHEAD: | | | | | | | | |
| 20-50-6010 TELEPHONE / COMMUNICATIONS | 771.19 | 663.63 | 737.78 | 475.09 | 447.11 | 900.00 | 452.89 | 900.00 |
| 20-50-6020 UTILITIES | 4,261.62 | 5,405.90 | 6,750.19 | 3,765.77 | 6,163.54 | 10,000.00 | 3,836.46 | .00 |
| 20-50-6030 INSURANCE | 8,552.76 | 9,327.60 | 9,477.28 | 7,107.96 | 7,714.78 | 9,376.00 | 1,661.22 | .00 |
| 20-50-6031 INSURANCE-DEDUCTIONS | .00 | 6.14 | .00 | .00 | .00 | .00 | .00 | .00 |
| 20-50-6150 ONLINE PROCESSING FEES | 3,949.40 | 4,094.69 | 4,855.36 | 3,163.71 | 3,847.79 | 6,143.00 | 2,295.21 | .00 |
| TOTAL OVERHEAD | 17,534.97 | 19,497.96 | 21,820.61 | 14,512.53 | 18,173.22 | 26,419.00 | 8,245.78 | 900.00 |

CITY OF OURAY
EXPENDITURES WITH COMPARISON TO BUDGET
FOR THE 8 MONTHS ENDING AUGUST 31, 2024

WATER FUND

| | PY 3 AUDITED | PY 2 AUDITED | PY ACTUAL | PTYD ACTUAL | CYTD ACTUAL | CY BUDGET | VARIANCE | CY ESTIMATE |
|---|--------------|--------------|------------|-------------|-------------|------------|------------|-------------|
| OPERATING MAINTENANCE: | | | | | | | | |
| 20-50-7000 CONTRACT LABOR | 58,181.34 | 16,412.53 | 16,877.68 | 1,998.20 | 10,909.36 | 10,000.00 | 909.36- | 10,000.00 |
| 20-50-7004 IT CONTRACT LABOR | 1,490.26 | 1,134.91 | 146.25 | 146.25 | .00 | 520.00 | 520.00 | 550.00 |
| 20-50-7010 ENGINEERING | 6,695.25 | 16,428.00 | 13,552.75 | 3,071.50 | 15,409.34 | 8,000.00 | 7,409.34- | 12,000.00 |
| 20-50-7024 PERMIT FEES | 346.54 | 1,212.49 | 387.11 | .00 | 1,105.00 | 1,200.00 | 95.00 | 1,000.00 |
| 20-50-7025 LEGAL FEES | 22,505.44 | 19,324.72 | 5,243.32 | 5,243.32 | 24,129.46 | 5,000.00 | 19,129.46- | 23,000.00 |
| 20-50-7100 DIST.SYST.SUPPLIES | 12,566.51 | 14,835.04 | 15,002.55 | 8,034.46 | 17,933.60 | 18,000.00 | 66.40 | 20,000.00 |
| 20-50-7104 IT SUPPLIES | 26.00 | 393.45 | .00 | .00 | 44.94 | 500.00 | 455.06 | 500.00 |
| 20-50-7110 STREET PATCHING | 800.00 | 5,211.81 | .00 | .00 | .00 | 8,000.00 | 8,000.00 | 4,000.00 |
| 20-50-7185 EQUIPMENT RENTAL | .00 | .00 | .00 | .00 | .00 | 2,500.00 | 2,500.00 | 1,000.00 |
| 20-50-7200 MAINTENANCE & REPAIRS | 8,441.07 | 7,380.59 | 2,776.15 | 4,525.56 | 1,322.46 | 8,000.00 | 6,677.54 | 5,000.00 |
| 20-50-7400 WATER SAMPLE | 2,733.42 | 4,004.35 | 4,992.89 | 4,702.89 | 1,305.60 | 10,000.00 | 8,694.40 | 8,000.00 |
| 20-50-7450 CHEMICALS | 3,636.14 | 13,673.03 | 15,667.78 | 9,866.38 | 14,560.32 | 25,000.00 | 10,439.68 | 20,000.00 |
| 20-50-7460 WATER TANK MAINTENANCE | 1,115.61 | 3,140.34 | 3,066.09 | .00 | 2,511.28 | 2,500.00 | 11.28- | 2,500.00 |
| 20-50-7470 TOOLS | 2,677.90 | 2,446.08 | 2,630.53 | 2,548.96 | 671.69 | 3,500.00 | 2,828.31 | 2,500.00 |
| 20-50-7600 VEHICLE OIL & GAS | 8,866.00 | 12,599.50 | 9,896.94 | 6,503.72 | 4,586.61 | 15,000.00 | 10,413.39 | 10,000.00 |
| 20-50-7650 VEHICLE R & M/SUPPLIES | 3,956.22 | 2,979.31 | 6,825.85 | 1,165.27 | 1,698.54 | 8,000.00 | 6,301.46 | 5,000.00 |
| 20-50-7700 CITY SHOP EXPENSE | 2,125.75 | 2,942.84 | 2,132.59 | 1,570.64 | 878.16 | 5,000.00 | 4,121.84 | 4,000.00 |
| 20-50-7720 SAFETY EXPENSE | 291.45 | 895.86 | 439.76 | .00 | 162.98 | 2,000.00 | 1,837.02 | 1,500.00 |
| 20-50-7800 DUES & SUBSCRIPTIONS | 465.00 | 1,568.62 | 531.33 | 1,045.00 | 300.00 | 1,500.00 | 1,200.00 | 1,000.00 |
| 20-50-7804 IT SOFTWARE & SUBSCRIPTIONS | 470.20 | 2,918.30 | 3,960.76 | 2,358.62 | 2,701.93 | 3,140.00 | 438.07 | 3,150.00 |
| 20-50-7830 OFFICE SUPPLIES | 686.15 | 530.73 | 478.60 | 358.45 | 364.06 | 2,000.00 | 1,635.94 | 2,000.00 |
| 20-50-7835 COPIER/PRINTER EXPENSE | 1,359.12 | 1,477.31 | 1,590.73 | 946.47 | 984.60 | 1,800.00 | 815.40 | 1,300.00 |
| 20-50-7850 PRINTING & PUBLICATIONS | .00 | 40.02 | 132.67 | .00 | .00 | 500.00 | 500.00 | .00 |
| 20-50-7855 GIS COST | .00 | .00 | 7,000.00 | 7,000.00 | .00 | 3,000.00 | 3,000.00 | 3,000.00 |
| 20-50-7860 TRAINING & TRAVEL | 1,427.67 | 2,742.91 | 2,765.64 | 1,951.39 | 249.41 | 3,000.00 | 2,750.59 | 2,500.00 |
| 20-50-7862 HIRING COST | 1,440.93 | 158.27 | 122.99 | 122.99 | 711.48 | 500.00 | 211.48- | 598.00 |
| 20-50-7870 UNIFORMS | 1,200.00 | 1,271.72 | 815.19 | 166.20 | 725.71 | 1,600.00 | 874.29 | 1,600.00 |
| 20-50-7880 POSTAGE | 822.23 | 1,299.12 | 2,796.76 | 2,390.51 | 3,517.47 | 2,000.00 | 1,517.47- | 3,000.00 |
| 20-50-7900 OTHER EXPENSES | 1,307.38 | 433.11 | 339.76 | 156.01 | 278.52 | 1,200.00 | 921.48 | 1,000.00 |
| 20-50-7920 TRANSFER TO GF TO REPAY LOAN | 29,051.90 | 26,484.71 | 28,007.42 | 18,580.67 | .00 | .00 | .00 | .00 |
| TOTAL OPERATING MAINTENANCE | 174,685.48 | 163,939.67 | 148,180.09 | 84,453.46 | 107,062.52 | 152,960.00 | 45,897.48 | 149,698.00 |

CITY OF OURAY
EXPENDITURES WITH COMPARISON TO BUDGET
FOR THE 8 MONTHS ENDING AUGUST 31, 2024

WATER FUND

| | PY 3 AUDITED | PY 2 AUDITED | PY ACTUAL | PTYD ACTUAL | CYTD ACTUAL | CY BUDGET | VARIANCE | CY ESTIMATE |
|--------------------------------------|--------------|--------------|------------|-------------|-------------|------------|------------|-------------|
| CAPITAL EXPENDITURES: | | | | | | | | |
| 20-50-8100 INVENTORIED EQUIPMENT | .01- | 2,500.10 | 4,913.95 | .00 | 4,638.92 | 5,000.00 | 361.08 | 4,638.00 |
| 20-50-8104 IT INVENTORIED EQUIPMENT | 2,000.00 | .00 | 1,686.56 | 1,686.56 | .00 | 2,000.00 | 2,000.00 | 2,000.00 |
| 20-50-8250 CAPITAL IMPROVEMENTS | .00 | 20,275.81- | .00 | .00 | .00 | .00 | .00 | .00 |
| 20-50-8251 WATER IMPROVEMENTS CAP. | .00 | 4,492.00- | 1,073.50 | 1,073.50 | .00 | .00 | .00 | .00 |
| 20-50-8400 CAPITAL EQUIPMENT | .00 | .00 | .00 | .00 | 13,792.50 | 14,000.00 | 207.50 | 13,792.00 |
| 20-50-8570 NEW LINES / VALVES | .00 | 314.24 | .00 | .00 | .00 | 2,000.00 | 2,000.00 | 1,500.00 |
| 20-50-8571 NEW HYDRANTS | .00 | 1,994.40 | 5,765.06 | 5,765.06 | .00 | 4,000.00 | 4,000.00 | 4,000.00 |
| TOTAL CAPITAL EXPENDITURES | 1,999.99 | 19,959.07- | 13,439.07 | 8,525.12 | 18,431.42 | 27,000.00 | 8,568.58 | 25,930.00 |
| DEBT SERVICE: | | | | | | | | |
| 20-50-9545 DEBT SERVICE INTEREST | 316.85 | 160.76 | .00 | .00 | .00 | .00 | .00 | .00 |
| TOTAL DEBT SERVICE | 316.85 | 160.76 | .00 | .00 | .00 | .00 | .00 | .00 |
| CAPITAL IMPRV - FLUMES/STREETS: | | | | | | | | |
| 20-50-9999 DEPRECIATION | 158,598.00 | 155,040.01 | .00 | .00 | .00 | .00 | .00 | .00 |
| TOTAL CAPITAL IMPRV - FLUMES/STREETS | 158,598.00 | 155,040.01 | .00 | .00 | .00 | .00 | .00 | .00 |
| TOTAL WATER EXPENSES | 672,443.91 | 723,390.52 | 613,263.20 | 396,061.77 | 449,094.75 | 743,339.00 | 294,244.25 | 176,528.00 |
| TOTAL FUND EXPENDITURES | 672,443.91 | 723,390.52 | 613,263.20 | 396,061.77 | 449,094.75 | 743,339.00 | 294,244.25 | 176,528.00 |
| NET REVENUE OVER EXPENDITURES | 42,403.34- | 100,848.74- | 68,900.62 | 55,713.17 | 9,839.30 | 3,406.00 | 6,433.30- | 111,282.95 |

CITY OF OURAY
REVENUES WITH COMPARISON TO BUDGET
FOR THE 8 MONTHS ENDING AUGUST 31, 2024

SEWER FUND

| | PY 3 AUDITED | PY 2 AUDITED | PY ACTUAL | PYTD ACTUAL | CYTD ACTUAL | CY BUDGET | VARIANCE | |
|--------------------------------------|---------------------|-------------------|-------------------|-------------------|-------------------|-------------------|-------------------|------------|
| <u>CUSTOMER REVENUE</u> | | | | | | | | |
| 23-40-4050 SEWER CHARGES - CUSTOMERS | 711,808.62 | 786,278.85 | 828,668.66 | 551,897.98 | 551,558.77 | 846,278.00 | 294,719.23 | 294 |
| 23-40-4051 SEWER CHARGES - POOL | 15,250.32 | 16,470.36 | 17,787.96 | 11,858.64 | 12,410.08 | 18,856.00 | 6,445.92 | 644 |
| 23-40-4053 SEWER CHARGES - BOX CANON | 1,158.96 | 1,251.72 | 1,351.80 | 901.20 | .00 | .00 | .00 | 0 |
| 23-40-4060 SERVICE CHARGE - SEWER | 14,224.71 | 14,497.75 | 16,882.00 | 11,243.50 | 11,300.25 | 17,242.00 | 5,941.75 | 594 |
| 23-40-4061 TRANSFER CHARGE - SEWER | 462.50 | 200.00 | 50.00 | 25.00 | 95.00 | 100.00 | 5.00 | 5.0 |
| TOTAL CUSTOMER REVENUE | 742,905.11 | 818,698.68 | 864,740.42 | 575,926.32 | 575,364.10 | 882,476.00 | 307,111.90 | 307 |
| <u>OTHER REVENUES</u> | | | | | | | | |
| 23-43-4300 INVEST FEE-SEWER(25%) | 9,944.23 | 17,611.15 | 9,843.81 | 6,093.81 | 9,000.00 | 41,250.00 | 32,250.00 | 322 |
| 23-43-4310 OTHER REVENUE | 463.11 | .00 | .00 | .00 | .00 | .00 | .00 | 0 |
| 23-43-4340 INTEREST INCOME | 1,198.14 | 11,523.66 | 43,999.41 | 22,303.30 | 6,245.54 | 44,595.00 | 38,349.46 | 383 |
| 23-43-4998 TRF FROM UTIL.-CI | 363,783.74 | .00 | .00 | .00 | .00 | .00 | .00 | 0 |
| TOTAL OTHER REVENUES | 375,389.22 | 29,134.81 | 53,843.22 | 28,397.11 | 15,245.54 | 85,845.00 | 70,599.46 | 705 |
| TOTAL FUND REVENUE | 1,118,294.33 | 847,833.49 | 918,583.64 | 604,323.43 | 590,609.64 | 968,321.00 | 377,711.36 | 377 |

CITY OF OURAY
EXPENDITURES WITH COMPARISON TO BUDGET
FOR THE 8 MONTHS ENDING AUGUST 31, 2024

SEWER FUND

| | PY 3 AUDITED | PY 2 AUDITED | PY ACTUAL | PTYD ACTUAL | CYTD ACTUAL | CY BUDGET | VARIANCE | CY ESTIMATE | |
|-----------------------|--------------------------------|--------------|------------|-------------|-------------|------------|------------|-------------|--------|
| <u>SEWER EXPENSES</u> | | | | | | | | | |
| SALARIES AND WAGES: | | | | | | | | | |
| 23-50-5002 | CITY ADMINISTRATOR | 39,080.85 | 43,714.24 | 49,077.64 | 31,066.77 | 36,941.99 | 50,366.00 | 13,424.01 | .00 |
| 23-50-5004 | FINANCE & ADMIN. DIRECTOR | 20,269.57 | 23,018.58 | 27,035.41 | 17,568.72 | 18,660.63 | 29,544.00 | 10,883.37 | .00 |
| 23-50-5006 | HR MANAGER | 15,022.15 | 27,628.88 | 24,825.63 | 23,813.08 | 15,648.66 | 15,252.00 | 396.66- | .00 |
| 23-50-5008 | ADMINISTRATIVE CLERKS | 46,189.10 | 55,983.37 | 39,251.51 | 24,280.06 | 23,678.01 | 39,364.00 | 15,685.99 | .00 |
| 23-50-5010 | BUILDING INSPECTOR | 2,735.58 | 12,141.16 | 12,563.52 | 8,528.93 | 7,193.78 | 14,189.00 | 6,995.22 | .00 |
| 23-50-5012 | COMMUNITY DEVELOPMENT DIRECTOR | 5,929.17 | 8,845.26 | 4,284.09 | 4,662.86 | 5,218.45 | 9,579.00 | 4,360.55 | .00 |
| 23-50-5050 | IT DIRECTOR | .00 | 5,422.29 | 18,245.66 | 11,357.63 | 12,209.84 | 18,487.00 | 6,277.16 | .00 |
| 23-50-5055 | IT STAFF | .00 | 1,029.28 | 5,039.40 | 3,500.78 | 7,495.30 | 16,542.00 | 9,046.70 | .00 |
| 23-50-5100 | PW DIRECTOR | 51,419.03 | 63,942.22 | 70,472.35 | 41,903.74 | 44,303.98 | 67,935.00 | 23,631.02 | .00 |
| 23-50-5150 | PW CREW | 79,447.37 | 90,455.77 | 106,545.92 | 70,740.03 | 73,432.33 | 134,950.00 | 61,517.67 | .00 |
| 23-50-5600 | VEH. MAINT. - PW CREW | 12,647.03 | 13,129.22 | 10,589.32 | 6,660.34 | 8,534.74 | 13,936.00 | 5,401.26 | .00 |
| 23-50-5650 | COMM & CMTY ENGMT COORD | 578.97 | 1,437.05 | 1,629.71 | 1,010.33 | 1,100.86 | 1,638.00 | 537.14 | .00 |
| | TOTAL SALARIES AND WAGES | 273,318.82 | 346,747.32 | 369,560.16 | 245,093.27 | 254,418.57 | 411,782.00 | 157,363.43 | .00 |
| TAXES & BENEFITS: | | | | | | | | | |
| 23-50-5800 | FICA | 18,325.95 | 25,972.41 | 27,273.78 | 18,408.96 | 19,014.64 | 34,078.00 | 15,063.36 | .00 |
| 23-50-5810 | UNEMPLOYMENT | 712.19 | 656.78 | 686.77 | 454.84 | 509.10 | 800.00 | 290.90 | .00 |
| 23-50-5830 | WORKERS' COMP | 4,881.89 | 5,337.47 | 7,250.40 | 5,229.80 | 4,140.52 | 6,188.00 | 2,047.48 | .00 |
| 23-50-5840 | GROUP TERM LIFE INSURANCE | 2,058.00 | 1,926.31 | 1,766.02 | 1,187.93 | 1,334.06 | 2,280.00 | 945.94 | .00 |
| 23-50-5850 | EMPLOYEE HEALTH INSURANCE | 64,924.81 | 79,965.41 | 67,201.72 | 43,546.33 | 46,615.20 | 80,866.00 | 34,250.80 | .00 |
| 23-50-5855 | MEDICAL | 594.10 | 548.72 | 99.01 | 53.34 | 132.42 | 500.00 | 367.58 | .00 |
| 23-50-5870 | PENSION | 7,041.73 | 9,822.78 | 13,855.02 | 9,234.66 | 9,991.50 | 15,800.00 | 5,808.50 | .00 |
| | TOTAL TAXES & BENEFITS | 98,538.67 | 124,229.88 | 118,132.72 | 78,115.86 | 81,737.44 | 140,512.00 | 58,774.56 | .00 |
| OVERHEAD: | | | | | | | | | |
| 23-50-6010 | TELEPHONE / COMMUNICATIONS | 1,398.72 | 1,208.89 | 1,044.53 | 781.85 | 447.11 | 1,320.00 | 872.89 | 900.00 |
| 23-50-6020 | UTILITIES | 27,521.55 | 42,074.34 | 44,853.73 | 29,164.41 | 22,164.30 | 63,600.00 | 41,435.70 | .00 |
| 23-50-6030 | INSURANCE | 7,635.03 | 8,294.76 | 9,477.28 | 7,107.96 | 7,714.78 | 9,376.00 | 1,661.22 | .00 |
| 23-50-6031 | INSURANCE-DEDUCTIONS | .00 | .00 | 3,875.00 | .00 | .00 | .00 | .00 | .00 |
| 23-50-6150 | ONLINE PROCESSING FEES | 3,949.37 | 4,094.72 | 4,855.48 | 3,163.78 | 3,847.86 | 6,143.00 | 2,295.14 | .00 |
| | TOTAL OVERHEAD | 40,504.67 | 55,672.71 | 64,106.02 | 40,218.00 | 34,174.05 | 80,439.00 | 46,264.95 | 900.00 |

CITY OF OURAY
EXPENDITURES WITH COMPARISON TO BUDGET
FOR THE 8 MONTHS ENDING AUGUST 31, 2024

SEWER FUND

| | PY 3 AUDITED | PY 2 AUDITED | PY ACTUAL | PTYD ACTUAL | CYTD ACTUAL | CY BUDGET | VARIANCE | CY ESTIMATE |
|--|-------------------|-------------------|-------------------|------------------|------------------|-------------------|-------------------|-------------------|
| OPERATING MAINTENANCE: | | | | | | | | |
| 23-50-7000 CONTRACT LABOR | 41,094.00 | 33,488.77 | 37,155.72 | 23,589.16 | 28,579.71 | 35,000.00 | 6,420.29 | 30,000.00 |
| 23-50-7004 IT CONTRACT LABOR | 2,295.76 | 1,976.38 | 146.25 | 146.25 | .00 | 520.00 | 520.00 | 550.00 |
| 23-50-7025 LEGAL FEES | 1,480.00 | 467.00 | 40.00 | .00 | .00 | 5,000.00 | 5,000.00 | .00 |
| 23-50-7075 DISCHARGE PERMIT FEES | 2,874.00 | 1,096.00 | .00 | .00 | 1,427.00 | 1,500.00 | 73.00 | 1,500.00 |
| 23-50-7100 SUPPLIES-WWTP | 794.82 | 5,879.38 | 2,904.85 | 2,759.70 | 5,172.96 | 10,000.00 | 4,827.04 | 8,000.00 |
| 23-50-7101 SUPPLIES-COLLECTION LINES | 89.48 | 590.84 | 3,109.77 | 3,109.77 | 240.63 | 4,000.00 | 3,759.37 | 3,000.00 |
| 23-50-7104 IT SUPPLIES | 26.00 | 478.45 | 46.97 | 46.97 | 1,209.98 | 500.00 | 709.98- | 1,500.00 |
| 23-50-7110 STREET PATCHING | .00 | .00 | .00 | .00 | .00 | 5,000.00 | 5,000.00 | 4,000.00 |
| 23-50-7185 EQUIPMENT RENTAL | .00 | .00 | .00 | .00 | .00 | 2,500.00 | 2,500.00 | 1,000.00 |
| 23-50-7200 MAINTENANCE & REPAIRS | 27,500.96 | 32,065.65 | 23,839.13 | 10,514.73 | 3,629.86 | 30,000.00 | 26,370.14 | 10,000.00 |
| 23-50-7250 CHEMICALS | 16,437.08 | 23,642.02 | 16,686.95 | 9,540.75 | 9,032.89 | 35,000.00 | 25,967.11 | 30,000.00 |
| 23-50-7276 LAB TESTS | 4,644.00 | 4,432.50 | 11,992.23 | 3,206.71 | 15,347.92 | 10,000.00 | 5,347.92- | 20,000.00 |
| 23-50-7470 TOOLS | 289.98 | 300.67 | 249.95 | 65.98 | 191.54 | 1,000.00 | 808.46 | 1,000.00 |
| 23-50-7600 VEHICLE OIL & GAS | 5,521.04 | 12,599.50 | 9,896.95 | 6,503.72 | 4,586.63 | 15,000.00 | 10,413.37 | 10,000.00 |
| 23-50-7650 VEHICLE R & M/SUPPLIES | 8,465.19 | 4,037.57 | 9,100.51 | 4,373.46 | 1,798.14 | 8,000.00 | 6,201.86 | 5,000.00 |
| 23-50-7700 CITY SHOP EXPENSE | 6,126.80 | 5,549.33 | 2,950.42 | 612.08 | 1,551.12 | 5,000.00 | 3,448.88 | 4,000.00 |
| 23-50-7720 SAFETY EXPENSE | 1,974.95 | 1,293.79 | 520.30 | 43.99 | 300.00 | 2,000.00 | 1,700.00 | 1,500.00 |
| 23-50-7800 DUES & SUBSCRIPTIONS | .00 | .00 | 66.34 | .00 | .00 | 250.00 | 250.00 | .00 |
| 23-50-7804 IT SOFTWARE & SUBSCRIPTIONS | 470.20 | 2,918.30 | 3,646.10 | 2,358.62 | 2,701.93 | 3,140.00 | 438.07 | 3,150.00 |
| 23-50-7830 OFFICE SUPPLIES | 316.19 | 503.78 | 394.08 | 182.33 | 364.06 | 2,000.00 | 1,635.94 | 2,000.00 |
| 23-50-7835 COPIER/PRINTER EXPENSE | 1,359.13 | 1,477.43 | 1,590.93 | 946.60 | 984.69 | 1,700.00 | 715.31 | 1,300.00 |
| 23-50-7850 PRINTING & PUBLICATION | .00 | 91.35 | 132.68 | .00 | .00 | 500.00 | 500.00 | .00 |
| 23-50-7855 GIS COST | .00 | .00 | 7,000.00 | 7,000.00 | .00 | 3,000.00 | 3,000.00 | 3,000.00 |
| 23-50-7860 TRAINING & TRAVEL | 1,098.66 | 2,856.24 | 1,872.06 | 852.10 | 3,798.01 | 3,000.00 | 798.01- | 3,798.00 |
| 23-50-7862 HIRING COST | 1,441.04 | 153.27 | 119.02 | 119.02 | 413.07 | 500.00 | 86.93 | 300.00 |
| 23-50-7870 UNIFORMS | 1,108.49 | 1,783.16 | 1,105.25 | 174.99 | 426.82 | 1,600.00 | 1,173.18 | 1,600.00 |
| 23-50-7880 POSTAGE | 872.95 | 461.14 | 406.25 | .00 | 411.46 | 500.00 | 88.54 | .00 |
| 23-50-7900 OTHER EXPENSES | 816.31 | 65.44 | 379.59 | 113.14 | 75.00 | 1,200.00 | 1,125.00 | 1,000.00 |
| TOTAL OPERATING MAINTENANCE | 127,097.03 | 138,207.96 | 135,352.30 | 76,260.07 | 82,243.42 | 187,410.00 | 105,166.58 | 147,198.00 |

CITY OF OURAY
EXPENDITURES WITH COMPARISON TO BUDGET
FOR THE 8 MONTHS ENDING AUGUST 31, 2024

SEWER FUND

| | PY 3 AUDITED | PY 2 AUDITED | PY ACTUAL | PTYD ACTUAL | CYTD ACTUAL | CY BUDGET | VARIANCE | CY ESTIMATE |
|--------------------------------------|--------------|--------------|------------|-------------|-------------|------------|------------|-------------|
| CAPITAL EXPENDITURES: | | | | | | | | |
| 23-50-8100 INVENTORIED EQUIPMENT | 2,450.00 | .00 | 4,639.32 | 1,599.32 | .00 | 5,000.00 | 5,000.00 | 5,000.00 |
| 23-50-8104 IT INVENTORIED EQUIPMENT | 876.95 | .00 | .00 | .00 | .00 | .00 | .00 | .00 |
| 23-50-8250 CAPITAL IMPROVEMENTS | .00 | .00 | 67,029.00 | .00 | .00 | .00 | .00 | .00 |
| 23-50-8400 CAPITAL EQUIPMENT | .00 | .00 | .00 | .00 | 13,792.50 | 14,000.00 | 207.50 | 13,792.00 |
| 23-50-8520 LINES | .00 | .00 | 582.12 | 2,134.44 | .00 | 2,500.00 | 2,500.00 | 2,000.00 |
| 23-50-8570 LIFT STATION | .00 | 367.37 | 1,951.19 | .00 | 7,350.95 | 2,000.00 | 5,350.95- | .00 |
| TOTAL CAPITAL EXPENDITURES | 3,326.95 | 367.37 | 74,201.63 | 3,733.76 | 21,143.45 | 23,500.00 | 2,356.55 | 20,792.00 |
| DEBT SERVICE: | | | | | | | | |
| 23-50-9545 DEBT SERVICE INTEREST | 316.85 | 160.76 | .00 | .00 | .00 | .00 | .00 | .00 |
| TOTAL DEBT SERVICE | 316.85 | 160.76 | .00 | .00 | .00 | .00 | .00 | .00 |
| CAPITAL IMPRV - FLUMES/STREETS: | | | | | | | | |
| 23-50-9999 DEPRECIATION | 39,182.00 | 58,038.23 | .00 | .00 | .00 | .00 | .00 | .00 |
| TOTAL CAPITAL IMPRV - FLUMES/STREETS | 39,182.00 | 58,038.23 | .00 | .00 | .00 | .00 | .00 | .00 |
| TOTAL SEWER EXPENSES | 582,284.99 | 723,424.23 | 761,352.83 | 443,420.96 | 473,716.93 | 843,643.00 | 369,926.07 | 168,890.00 |
| TOTAL FUND EXPENDITURES | 582,284.99 | 723,424.23 | 761,352.83 | 443,420.96 | 473,716.93 | 843,643.00 | 369,926.07 | 168,890.00 |
| NET REVENUE OVER EXPENDITURES | 536,009.34 | 124,409.26 | 157,230.81 | 160,902.47 | 116,892.71 | 124,678.00 | 7,785.29 | 208,821.36 |

CITY OF OURAY
 REVENUES WITH COMPARISON TO BUDGET
 FOR THE 8 MONTHS ENDING AUGUST 31, 2024

REFUSE/RECYCLE FUND

| | PY 3 AUDITED | PY 2 AUDITED | PY ACTUAL | PYTD ACTUAL | CYTD ACTUAL | CY BUDGET | VARIANCE | |
|-------------------------------------|--------------|--------------|------------|-------------|-------------|------------|------------|-----|
| <u>REFUSE REVENUE</u> | | | | | | | | |
| 25-40-4040 REFUSE CHARGES | 162,790.21 | 185,503.62 | 208,692.33 | 136,498.87 | 169,112.43 | 245,698.00 | 76,585.57 | 765 |
| 25-40-4060 SERVICE CHARGE - REF/REC | 10,819.00 | 14,317.50 | 15,916.25 | 10,748.00 | 10,773.00 | 16,122.00 | 5,349.00 | 534 |
| TOTAL REFUSE REVENUE | 173,609.21 | 199,821.12 | 224,608.58 | 147,246.87 | 179,885.43 | 261,820.00 | 81,934.57 | 819 |
| <u>RECYCLE REVENUE</u> | | | | | | | | |
| 25-41-4040 RECYCLING CHARGES | 67,678.21 | 71,164.63 | 83,376.36 | 55,222.90 | 47,357.96 | 99,402.00 | 52,044.04 | 520 |
| TOTAL RECYCLE REVENUE | 67,678.21 | 71,164.63 | 83,376.36 | 55,222.90 | 47,357.96 | 99,402.00 | 52,044.04 | 520 |
| TOTAL FUND REVENUE | 241,287.42 | 270,985.75 | 307,984.94 | 202,469.77 | 227,243.39 | 361,222.00 | 133,978.61 | 133 |

CITY OF OURAY
EXPENDITURES WITH COMPARISON TO BUDGET
FOR THE 8 MONTHS ENDING AUGUST 31, 2024

REFUSE/RECYCLE FUND

| | PY 3 AUDITED | PY 2 AUDITED | PY ACTUAL | PTYD ACTUAL | CYTD ACTUAL | CY BUDGET | VARIANCE | CY ESTIMATE |
|--|--------------|--------------|------------|-------------|-------------|------------|-----------|-------------|
| <u>REFUSE EXPENSES</u> | | | | | | | | |
| OPERATING MAINTENANCE: | | | | | | | | |
| 25-50-7000 CONTRACT HAULING | 140,667.55 | 149,408.59 | 174,749.99 | 116,243.19 | 158,054.19 | 223,758.00 | 65,703.81 | .00 |
| 25-50-7010 SPRING CLEANING | .00 | 1,208.29 | 794.09 | 794.09 | 1,248.09 | 2,000.00 | 751.91 | .00 |
| 25-50-7020 TRANSFER TO GF - ADMIN. FEE | 6,593.04 | 8,969.04 | 10,089.96 | 6,726.64 | 6,726.64 | 10,090.00 | 3,363.36 | .00 |
| TOTAL OPERATING MAINTENANCE | 147,260.59 | 159,585.92 | 185,634.04 | 123,763.92 | 166,028.92 | 235,848.00 | 69,819.08 | .00 |
| TOTAL REFUSE EXPENSES | 147,260.59 | 159,585.92 | 185,634.04 | 123,763.92 | 166,028.92 | 235,848.00 | 69,819.08 | .00 |

CITY OF OURAY
EXPENDITURES WITH COMPARISON TO BUDGET
FOR THE 8 MONTHS ENDING AUGUST 31, 2024

REFUSE/RECYCLE FUND

| | <u>PY 3 AUDITED</u> | <u>PY 2 AUDITED</u> | <u>PY ACTUAL</u> | <u>PTYD ACTUAL</u> | <u>CYTD ACTUAL</u> | <u>CY BUDGET</u> | <u>VARIANCE</u> | <u>CY ESTIMATE</u> |
|--|---------------------|---------------------|------------------|--------------------|--------------------|------------------|-----------------|--------------------|
| <u>RECYCLE EXPENSES</u> | | | | | | | | |
| OPERATING MAINTENANCE: | | | | | | | | |
| 25-51-7000 CONTRACT HAULING | 79,125.51 | 83,661.39 | 98,296.84 | 65,386.78 | 58,997.02 | 117,698.00 | 58,700.98 | .00 |
| 25-51-7020 TRANSFER TO GF - ADMIN. FEE | 3,708.00 | 5,045.04 | 5,676.00 | 3,784.00 | 3,784.00 | 5,676.00 | 1,892.00 | .00 |
| TOTAL OPERATING MAINTENANCE | 82,833.51 | 88,706.43 | 103,972.84 | 69,170.78 | 62,781.02 | 123,374.00 | 60,592.98 | .00 |
| TOTAL RECYCLE EXPENSES | 82,833.51 | 88,706.43 | 103,972.84 | 69,170.78 | 62,781.02 | 123,374.00 | 60,592.98 | .00 |
| TOTAL FUND EXPENDITURES | 230,094.10 | 248,292.35 | 289,606.88 | 192,934.70 | 228,809.94 | 359,222.00 | 130,412.06 | .00 |
| NET REVENUE OVER EXPENDITURES | 11,193.32 | 22,693.40 | 18,378.06 | 9,535.07 | 1,566.55- | 2,000.00 | 3,566.55 | 133,978.61 |

CITY OF OURAY
REVENUES WITH COMPARISON TO BUDGET
FOR THE 8 MONTHS ENDING AUGUST 31, 2024

UTILITY - CI FUND

| | PY 3 AUDITED | PY 2 AUDITED | PY ACTUAL | PYTD ACTUAL | CYTD ACTUAL | CY BUDGET | VARIANCE | |
|---|-------------------|---------------------|----------------------|---------------------|----------------------|----------------------|---------------------|------------|
| <u>WATER REVENUES</u> | | | | | | | | |
| 28-40-4005 STR EXCISE TAX FOR WATER DEBT | .00 | 125,533.49 | 166,685.35 | 93,943.37 | 95,644.55 | 125,000.00 | 29,355.45 | 293 |
| 28-40-4175 EIAF GRANT | .00 | 19,709.21 | 358,896.36 | 5,207.62 | 636,835.15 | .00 | (636,835.15) | 636 |
| 28-40-4176 DW EPA GRANT | .00 | .00 | .00 | .00 | .00 | 1,300,000.00 | 1,300,000.00 | 130 |
| 28-40-4300 INVEST FEE-WATER(75%) | 29,832.53 | 47,031.25 | 29,531.15 | 18,281.15 | 27,000.00 | 123,750.00 | 96,750.00 | 967 |
| 28-40-4320 WATER SYS UPGRADES - MONTHLY | 222,858.63 | 323,971.78 | 346,133.40 | 230,516.33 | 232,118.94 | 353,610.00 | 121,491.06 | 121 |
| 28-40-4340 INTEREST WATER | 1,494.11 | 13,103.64 | 27,102.67 | 23,372.45 | 35,826.44 | 46,733.00 | 10,906.56 | 109 |
| 28-40-4500 SRF LOAN - WATER | .00 | .00 | 5,534,127.37 | .00 | 4,814,113.30 | 7,875,000.00 | 3,060,886.70 | 306 |
| 28-40-4505 AM RESCUE PLAN REV | .00 | .00 | 259,895.65 | .00 | .00 | .00 | .00 | 0 |
| TOTAL WATER REVENUES | 254,185.27 | 529,349.37 | 6,722,371.95 | 371,320.92 | 5,841,538.38 | 9,824,093.00 | 3,982,554.62 | 398 |
| <u>SEWER REVENUES</u> | | | | | | | | |
| 28-41-4005 STR EXCISE TAX FOR SEWER DEBT | .00 | 125,533.49 | 166,685.35 | 93,943.37 | 95,644.55 | 125,000.00 | 29,355.45 | 293 |
| 28-41-4300 INVEST FEE-SEWER(75%) | 29,832.50 | 46,718.75 | 29,531.25 | 18,281.25 | 27,000.00 | 123,750.00 | 96,750.00 | 967 |
| 28-41-4330 WWTP CIP REPLACE/UPDATE CHARGE | 359,952.88 | 507,360.30 | 680,298.67 | 443,831.37 | 548,537.62 | 824,907.00 | 276,369.38 | 276 |
| 28-41-4500 SRF LOAN WWTP | .00 | .00 | 9,832,366.16 | 4,115,775.32 | 5,477,687.29 | 9,875,000.00 | 4,397,312.71 | 439 |
| TOTAL SEWER REVENUES | 389,785.38 | 679,612.54 | 10,708,881.43 | 4,671,831.31 | 6,148,869.46 | 10,948,657.00 | 4,799,787.54 | 479 |
| TOTAL FUND REVENUE | 643,970.65 | 1,208,961.91 | 17,431,253.38 | 5,043,152.23 | 11,990,407.84 | 20,772,750.00 | 8,782,342.16 | 878 |

CITY OF OURAY
EXPENDITURES WITH COMPARISON TO BUDGET
FOR THE 8 MONTHS ENDING AUGUST 31, 2024

UTILITY - CI FUND

| | <u>PY 3 AUDITED</u> | <u>PY 2 AUDITED</u> | <u>PY ACTUAL</u> | <u>PTYD ACTUAL</u> | <u>CYTD ACTUAL</u> | <u>CY BUDGET</u> | <u>VARIANCE</u> | <u>CY ESTIMATE</u> |
|--|---------------------|---------------------|------------------|--------------------|--------------------|------------------|-----------------|--------------------|
| <u>UTILITY-CI WATER EXPENSES</u> | | | | | | | | |
| CAPITAL EXPENDITURES: | | | | | | | | |
| 28-50-8253 WATER PLANT CONSTRUCTION PROJ | .00 | 323,813.37- | 6,233,545.78 | 1,332,381.42 | 4,718,480.46 | 8,000,000.00 | 3,281,519.54 | .00 |
| 28-50-8254 WATER PLANT PROJ ENGINEERING | .00 | 323,813.37 | .00 | 23,815.00 | .00 | .00 | .00 | .00 |
| 28-50-8255 WATER PLANT PROJECT LEGAL | .00 | .00 | .00 | 15,004.82 | 29.55 | .00 | 29.55- | .00 |
| 28-50-8260 SPRING BOX IMPROVEMENTS | .00 | .00 | 30,419.00 | .00 | 18,979.00 | 1,400,000.00 | 1,381,021.00 | .00 |
| 28-50-8510 WATER LINES | .00 | .00 | 6,338.25 | 6,338.25 | .00 | 30,000.00 | 30,000.00 | .00 |
| TOTAL CAPITAL EXPENDITURES | .00 | .00 | 6,270,303.03 | 1,377,539.49 | 4,737,489.01 | 9,430,000.00 | 4,692,510.99 | .00 |
| DEBT SERVICE: | | | | | | | | |
| 28-50-9540 DEBT SERVICE PRINCIPAL | .00 | .00 | 136,735.42 | 58,548.55 | 79,261.94 | 159,614.00 | 80,352.06 | .00 |
| 28-50-9545 DEBT SERVICE INTEREST | .00 | .00 | 171,123.43 | 74,303.47 | 95,744.89 | 190,400.00 | 94,655.11 | .00 |
| TOTAL DEBT SERVICE | .00 | .00 | 307,858.85 | 132,852.02 | 175,006.83 | 350,014.00 | 175,007.17 | .00 |
| TOTAL UTILITY-CI WATER EXPENSES | .00 | .00 | 6,578,161.88 | 1,510,391.51 | 4,912,495.84 | 9,780,014.00 | 4,867,518.16 | .00 |

CITY OF OURAY
EXPENDITURES WITH COMPARISON TO BUDGET
FOR THE 8 MONTHS ENDING AUGUST 31, 2024

UTILITY - CI FUND

| | <u>PY 3 AUDITED</u> | <u>PY 2 AUDITED</u> | <u>PY ACTUAL</u> | <u>PTYD ACTUAL</u> | <u>CYTD ACTUAL</u> | <u>CY BUDGET</u> | <u>VARIANCE</u> | <u>CY ESTIMATE</u> |
|---------------------------------------|---------------------|---------------------|------------------|--------------------|--------------------|------------------|-----------------|--------------------|
| <u>UTILITY-CI SEWER EXPENSES</u> | | | | | | | | |
| CAPITAL EXPENDITURES: | | | | | | | | |
| 28-51-8250 CAPITAL IMPROVEMENTS | .00 | .00 | .00 | .00 | .00 | 60,000.00 | 60,000.00 | .00 |
| 28-51-8253 WWTP CONSTRUCTION PROJECT | .00 | .00 | 9,320,013.01 | 3,098,276.94 | 3,800,073.55 | 10,000,000.00 | 6,199,926.45 | .00 |
| 28-51-8254 WWTP PROJ ENGINEERING | .00 | .00 | 3,099.45 | 3,099.45 | .00 | .00 | .00 | .00 |
| 28-51-8255 WWTP PROJECT LEGAL | .00 | .00 | 76.11 | 61.63 | 49.25 | .00 | 49.25- | .00 |
| 28-51-8580 SEWER LINES | .00 | .00 | .00 | .00 | .00 | 100,000.00 | 100,000.00 | .00 |
| 28-51-8590 TRANSFER TO SF FOR CAP EXP | 363,783.74 | .00 | .00 | .00 | .00 | .00 | .00 | .00 |
| TOTAL CAPITAL EXPENDITURES | 363,783.74 | .00 | 9,323,188.57 | 3,101,438.02 | 3,800,122.80 | 10,160,000.00 | 6,359,877.20 | .00 |
| DEBT SERVICE: | | | | | | | | |
| 28-51-9540 DEBT SERVICE PRINCIPAL | .00 | .00 | 184,612.00 | 184,612.00 | 378,965.00 | 378,966.00 | 1.00 | .00 |
| 28-51-9545 DEBT SERVICE INTEREST | .00 | 185,103.55 | 568,349.21 | 568,349.21 | 501,571.23 | 432,250.00 | 69,321.23- | .00 |
| 28-51-9550 LOAN SERVICING FEE | .00 | .00 | .00 | .00 | 69,321.23 | 138,642.00 | 69,320.77 | .00 |
| TOTAL DEBT SERVICE | .00 | 185,103.55 | 752,961.21 | 752,961.21 | 949,857.46 | 949,858.00 | .54 | .00 |
| TOTAL UTILITY-CI SEWER EXPENSES | 363,783.74 | 185,103.55 | 10,076,149.78 | 3,854,399.23 | 4,749,980.26 | 11,109,858.00 | 6,359,877.74 | .00 |
| TOTAL FUND EXPENDITURES | 363,783.74 | 185,103.55 | 16,654,311.66 | 5,364,790.74 | 9,662,476.10 | 20,889,872.00 | 11,227,395.90 | .00 |
| NET REVENUE OVER EXPENDITURES | 280,186.91 | 1,023,858.36 | 776,941.72 | 321,638.51- | 2,327,931.74 | 117,122.00- | 2,445,053.74- | 8,782,342.16 |

CITY OF OURAY
 REVENUES WITH COMPARISON TO BUDGET
 FOR THE 8 MONTHS ENDING AUGUST 31, 2024

CAPITAL IMPROVEMENTS FUND

| | PY 3 AUDITED | PY 2 AUDITED | PY ACTUAL | PYTD ACTUAL | CYTD ACTUAL | CY BUDGET | VARIANCE | |
|-------------------------------------|--------------|--------------|------------|-------------|-------------|------------|------------|-----|
| <u>CAPITAL IMPROVEMENT REVENUES</u> | | | | | | | | |
| 30-40-4030 SALES TAX 1% | 748,160.14 | 724,663.02 | 843,001.28 | 358,714.62 | 373,013.90 | 753,999.00 | 380,985.10 | 380 |
| TOTAL CAPITAL IMPROVEMENT REVENUES | 748,160.14 | 724,663.02 | 843,001.28 | 358,714.62 | 373,013.90 | 753,999.00 | 380,985.10 | 380 |
| TOTAL FUND REVENUE | 748,160.14 | 724,663.02 | 843,001.28 | 358,714.62 | 373,013.90 | 753,999.00 | 380,985.10 | 380 |

CITY OF OURAY
EXPENDITURES WITH COMPARISON TO BUDGET
FOR THE 8 MONTHS ENDING AUGUST 31, 2024

CAPITAL IMPROVEMENTS FUND

| | PY 3 AUDITED | PY 2 AUDITED | PY ACTUAL | PTYD ACTUAL | CYTD ACTUAL | CY BUDGET | VARIANCE | CY ESTIMATE |
|---|--------------|--------------|------------|-------------|-------------|------------|-------------|-------------|
| <u>CAPITAL IMPROVEMENT EXPENSES</u> | | | | | | | | |
| CAPITAL EXPENDITURES: | | | | | | | | |
| 30-50-8250 GEN GOV CAPITAL IMPROVEMENTS | 324,762.39 | 783,283.25 | 886,530.46 | 567,387.81 | 57,611.89 | 653,999.00 | 596,387.11 | .00 |
| 30-50-8252 FIRE DEPT CAPITAL IMPROVEMENTS | .00 | .00 | .00 | .00 | 24,042.68 | .00 | 24,042.68- | .00 |
| 30-50-8253 PUB WORKS CAPITAL IMPROVEMENTS | .00 | .00 | .00 | .00 | 8,829.68 | .00 | 8,829.68- | .00 |
| 30-50-8254 COMMUNITY CTR CAP IMPROVEMENTS | .00 | .00 | .00 | .00 | 83.57 | .00 | 83.57- | .00 |
| 30-50-8255 OTHER PARKS CAP IMPROVEMENTS | .00 | .00 | .00 | .00 | 119,137.89 | .00 | 119,137.89- | .00 |
| 30-50-8400 GEN GOV CAPITAL ASSETS | .00 | .00 | 36,547.50 | .00 | .00 | .00 | .00 | .00 |
| 30-50-8401 POLICE CAPITAL ASSETS | .00 | .00 | .00 | .00 | 15,741.97 | .00 | 15,741.97- | .00 |
| 30-50-8402 FIRE DEPT CAPITAL ASSETS | .00 | .00 | .00 | .00 | 143,530.00 | .00 | 143,530.00- | .00 |
| TOTAL CAPITAL EXPENDITURES | 324,762.39 | 783,283.25 | 923,077.96 | 567,387.81 | 368,977.68 | 653,999.00 | 285,021.32 | .00 |
| TOTAL CAPITAL IMPROVEMENT EXPENSES | 324,762.39 | 783,283.25 | 923,077.96 | 567,387.81 | 368,977.68 | 653,999.00 | 285,021.32 | .00 |
| TOTAL FUND EXPENDITURES | 324,762.39 | 783,283.25 | 923,077.96 | 567,387.81 | 368,977.68 | 653,999.00 | 285,021.32 | .00 |
| NET REVENUE OVER EXPENDITURES | 423,397.75 | 58,620.23- | 80,076.68- | 208,673.19- | 4,036.22 | 100,000.00 | 95,963.78 | 380,985.10 |

CITY OF OURAY
REVENUES WITH COMPARISON TO BUDGET
FOR THE 8 MONTHS ENDING AUGUST 31, 2024

PARKS FUND

| | PY 3 AUDITED | PY 2 AUDITED | PY ACTUAL | PYTD ACTUAL | CYTD ACTUAL | CY BUDGET | VARIANCE | |
|-------------------------------------|---------------------|---------------------|---------------------|---------------------|---------------------|---------------------|---------------------|------------|
| <u>POOL REVENUES</u> | | | | | | | | |
| 50-40-4030 SWIM. POOL ADMISSIONS | 1,634,397.42 | 1,568,779.40 | 2,177,505.84 | 1,576,956.04 | 1,685,003.50 | 2,200,000.00 | 514,996.50 | 514 |
| 50-40-4031 OVER/SHORT | 539.46- | 220.50 | 149.24 | 14,095.57 | 681.91 | .00 | (681.91) | 681 |
| 50-40-4033 MEMBERSHIP PASS REVENUE | 289,380.00 | 457,263.95 | 466,985.36 | 375,025.36 | 389,282.00 | 442,000.00 | 52,718.00 | 527 |
| 50-40-4034 FACILITY RENTAL REVENUE | 120.00 | 180.00 | 2,008.00 | 1,858.00 | 867.97 | 5,600.00 | 4,732.03 | 473 |
| 50-40-4035 SLIDE ADMISSIONS | 48,506.15 | 37,989.90 | 92,710.50 | 66,775.00 | 60,489.00 | 66,000.00 | 5,511.00 | 551 |
| 50-40-4040 LOCKER AND MISC. RENTALS | 10,124.00 | 12,082.00 | 18,529.00 | 12,797.00 | 14,278.00 | 13,000.00 | (1,278.00) | 127 |
| 50-40-4045 SALES-POOL MERCHANDISE | 59,749.74 | 121,707.78 | 133,572.83 | 101,781.19 | 126,945.83 | 120,000.00 | (6,945.83) | 694 |
| 50-40-4048 SWIM LESSONS | .00 | .00 | 6,165.00 | 5,850.00 | 6,120.00 | 7,200.00 | 1,080.00 | 108 |
| 50-40-4049 PROGRAMS REVENUE | 3,919.00 | 7,155.00 | 190.00 | .00 | 100.00 | 3,500.00 | 3,400.00 | 340 |
| 50-40-4050 GRANTS/DONATIONS | .00 | 12,550.00 | .00 | .00 | .00 | 1,000,000.00 | 1,000,000.00 | 100 |
| 50-40-4052 MASSAGE RENT | 2,750.00 | 3,000.00 | 3,000.00 | 2,000.00 | 1,000.00 | .00 | (1,000.00) | 100 |
| 50-40-4320 VENDING MACHINE REVENUE | 213.86 | 84.58 | 337.54 | 165.81 | .00 | .00 | .00 | 0 |
| 50-40-4340 INTEREST INCOME | 1,782.75 | 16,981.24 | 53,887.45 | 18,688.76 | 4,274.32 | 37,368.00 | 33,093.68 | 330 |
| 50-40-4350 MISC. REVENUE | 5,540.51 | 1,028.00 | 27.00 | 27.00 | .00 | .00 | .00 | 0 |
| 50-40-4500 LOAN | .00 | .00 | .00 | .00 | .00 | 3,700,000.00 | 3,700,000.00 | 370 |
| TOTAL POOL REVENUES | 2,055,943.97 | 2,239,022.35 | 2,955,067.76 | 2,176,019.73 | 2,289,042.53 | 7,594,668.00 | 5,305,625.47 | 530 |
| <u>BOX CANON REVENUES</u> | | | | | | | | |
| 50-41-4010 BOX CANON ADMISSIONS | 384,124.45 | 354,402.00 | 556,080.71 | 406,651.23 | 461,555.00 | 500,000.00 | 38,445.00 | 384 |
| 50-41-4015 BC DONATIONS | 3,545.73 | 3,256.91 | 2,463.93 | 1,978.93 | 1,346.89 | 2,000.00 | 653.11 | 653 |
| 50-41-4020 CONCESSIONS | 49,670.48 | 46,842.65 | 60,028.59 | 44,599.29 | 36,285.30 | 56,000.00 | 19,714.70 | 197 |
| 50-41-4031 OVER/SHORT | 352.49 | 118.45- | 301.66 | 3,270.62 | 59.74 | .00 | (59.74) | 59. |
| 50-41-4320 VENDING MACHINE REVENUE | 196.37 | 110.43 | .00 | .00 | 121.11 | .00 | (121.11) | 121 |
| TOTAL BOX CANON REVENUES | 437,889.52 | 404,493.54 | 618,874.89 | 456,500.07 | 499,368.04 | 558,000.00 | 58,631.96 | 586 |

CITY OF OURAY
REVENUES WITH COMPARISON TO BUDGET
FOR THE 8 MONTHS ENDING AUGUST 31, 2024

PARKS FUND

| | PY 3 AUDITED | PY 2 AUDITED | PY ACTUAL | PYTD ACTUAL | CYTD ACTUAL | CY BUDGET | VARIANCE | |
|---|--------------|--------------|--------------|--------------|--------------|--------------|--------------|-----|
| <u>ROTARY PARK / ICE RINK REV.</u> | | | | | | | | |
| 50-42-4390 TRSFR.FROM BEAUTIFICATION FUND | .00 | 39,678.00 | .00 | .00 | .00 | .00 | .00 | 0 |
| TOTAL ROTARY PARK / ICE RINK REV. | .00 | 39,678.00 | .00 | .00 | .00 | .00 | .00 | 0 |
| <u>GYM REVENUES</u> | | | | | | | | |
| 50-43-4010 GYM ADMISSIONS | 25,521.10 | 33,747.90 | 57,619.00 | 43,556.50 | 25,985.40 | 48,000.00 | 22,014.60 | 220 |
| 50-43-4012 MERCHANDISE SALES | .10 | .00 | .00 | .00 | .00 | .00 | .00 | 0 |
| TOTAL GYM REVENUES | 25,521.20 | 33,747.90 | 57,619.00 | 43,556.50 | 25,985.40 | 48,000.00 | 22,014.60 | 220 |
| <u>ICE PARK REVENUES</u> | | | | | | | | |
| 50-47-4048 ICE PARK FEES | 11,443.50 | 11,722.00 | 23,487.50 | 23,487.50 | 15,278.27 | 24,000.00 | 8,721.73 | 872 |
| 50-47-4106 GOCO GRANT FOR ICE PARK | .00 | 75,000.00 | .00 | .00 | .00 | .00 | .00 | 0 |
| TOTAL ICE PARK REVENUES | 11,443.50 | 86,722.00 | 23,487.50 | 23,487.50 | 15,278.27 | 24,000.00 | 8,721.73 | 872 |
| <u>VIA FERRATA REVENUES</u> | | | | | | | | |
| 50-48-4048 VIA FERRATA FEES | .00 | 15,350.00 | 9,155.00 | .00 | 9,155.00 | 16,000.00 | 6,845.00 | 684 |
| TOTAL VIA FERRATA REVENUES | .00 | 15,350.00 | 9,155.00 | .00 | 9,155.00 | 16,000.00 | 6,845.00 | 684 |
| TOTAL FUND REVENUE | 2,530,798.19 | 2,819,013.79 | 3,664,204.15 | 2,699,563.80 | 2,838,829.24 | 8,240,668.00 | 5,401,838.76 | 540 |

CITY OF OURAY
EXPENDITURES WITH COMPARISON TO BUDGET
FOR THE 8 MONTHS ENDING AUGUST 31, 2024

PARKS FUND

| | PY 3 AUDITED | PY 2 AUDITED | PY ACTUAL | PTYD ACTUAL | CYTD ACTUAL | CY BUDGET | VARIANCE | CY ESTIMATE | |
|--------------------------|----------------------------|--------------|------------|-------------|-------------|------------|--------------|-------------|-----|
| <u>POOL EXPENSES</u> | | | | | | | | | |
| SALARIES AND WAGES: | | | | | | | | | |
| 50-50-5012 | PARKS AND REC DIRECTOR | 55,881.03 | 65,000.20 | 72,875.38 | 41,169.28 | 70,875.98 | 66,743.00 | 4,132.98- | .00 |
| 50-50-5520 | CASHIERS | 90,592.44 | 131,560.39 | 160,150.06 | 113,589.15 | 100,470.48 | 173,549.00 | 73,078.52 | .00 |
| 50-50-5523 | POOL FOOD SERVICE | .00 | .00 | .00 | .00 | 22,610.74 | .00 | 22,610.74- | .00 |
| 50-50-5524 | POOL MANAGER | 47,421.54 | 83,416.38 | 90,518.60 | 60,406.93 | 58,534.50 | 99,571.00 | 41,036.50 | .00 |
| 50-50-5525 | POOL ASSISTANT MANAGER | .00 | 47,224.68 | 41,086.51 | 20,972.25 | 46,993.14 | 78,926.00 | 31,932.86 | .00 |
| 50-50-5531 | BUSINESS COORDINATOR | .00 | .00 | .00 | .00 | 14,870.88 | 72,080.00 | 57,209.12 | .00 |
| 50-50-5532 | AQUATICS COORDINATOR | 52,663.62 | 68,006.46 | 72,164.95 | 52,768.63 | 40,622.38 | 65,720.00 | 25,097.62 | .00 |
| 50-50-5533 | LEAD LIFEGUARDS | 101,144.52 | 97,756.31 | 103,394.67 | 71,750.66 | 108,343.95 | 143,775.00 | 35,431.05 | .00 |
| 50-50-5534 | PART-TIME LIFEGUARDS | 192,843.58 | 195,210.22 | 217,761.62 | 164,720.53 | 228,435.97 | 315,455.00 | 87,019.03 | .00 |
| 50-50-5536 | SWIM LESSON WAGE | 2,311.61 | 7,599.37 | 3,969.59 | 3,465.46 | 3,831.75 | 11,504.00 | 7,672.25 | .00 |
| 50-50-5538 | POOL ATTENDANTS | 6,144.14 | 7,795.62 | 3,558.83 | 3,558.83 | 2,822.28 | 17,868.00 | 15,045.72 | .00 |
| 50-50-5540 | POOL CLEANING WAGE | 52,160.02 | 54,940.29 | 61,913.82 | 39,032.59 | 48,058.97 | 63,280.00 | 15,221.03 | .00 |
| 50-50-5545 | POOL MAINT WAGE | 48,425.84 | 59,404.26 | 66,797.60 | 43,770.67 | 47,759.11 | 89,232.00 | 41,472.89 | .00 |
| 50-50-5550 | POOL FILTRATION WAGE | 53,207.18 | 59,404.17 | 61,747.36 | 38,457.61 | 47,759.08 | 89,232.00 | 41,472.92 | .00 |
| 50-50-5590 | TEMPORARY PROJECTS | .00 | 11,508.35 | .00 | .00 | .00 | .00 | .00 | .00 |
| 50-50-5680 | PARKS/FACILITIES MAINT MGR | 1,622.37 | 3,558.87 | 3,990.10 | 2,447.77 | 2,600.03 | 3,985.00 | 1,384.97 | .00 |
| 50-50-5681 | PARKS/FACILITIES MAINT OPS | 622.78 | 2,375.54 | 2,464.84 | 1,371.40 | 2,668.12 | 5,401.00 | 2,732.88 | .00 |
| TOTAL SALARIES AND WAGES | | 705,040.67 | 894,761.11 | 962,393.93 | 657,481.76 | 847,257.36 | 1,296,321.00 | 449,063.64 | .00 |
| TAXES & BENEFITS: | | | | | | | | | |
| 50-50-5800 | FICA | 50,588.67 | 67,052.31 | 72,368.73 | 49,852.57 | 64,090.89 | 89,859.00 | 25,768.11 | .00 |
| 50-50-5810 | UNEMPLOYMENT | 1,882.68 | 1,774.88 | 1,891.91 | 1,303.30 | 1,675.73 | 2,929.00 | 1,253.27 | .00 |
| 50-50-5830 | WORKERS' COMP | 25,783.13 | 29,231.24 | 47,343.28 | 36,750.96 | 24,054.92 | 41,455.00 | 17,400.08 | .00 |
| 50-50-5840 | GROUP TERM LIFE INSURANCE | 1,664.99 | 2,418.43 | 2,173.67 | 1,417.82 | 1,700.26 | 3,616.00 | 1,915.74 | .00 |
| 50-50-5850 | EMPLOYEE HEALTH INSURANCE | 51,947.46 | 98,037.42 | 93,191.61 | 59,213.07 | 61,047.20 | 129,798.00 | 68,750.80 | .00 |
| 50-50-5855 | MEDICAL | .00 | 50.00 | .00 | .00 | .00 | 1,000.00 | 1,000.00 | .00 |
| 50-50-5870 | PENSION | 6,339.11 | 11,982.89 | 12,232.56 | 7,802.47 | 10,394.85 | 18,008.00 | 7,613.15 | .00 |
| 50-50-5999 | DEPRCIATION | 689,845.27 | 591,737.62 | .00 | .00 | .00 | .00 | .00 | .00 |
| TOTAL TAXES & BENEFITS | | 828,051.31 | 802,284.79 | 229,201.76 | 156,340.19 | 162,963.85 | 286,665.00 | 123,701.15 | .00 |

CITY OF OURAY
EXPENDITURES WITH COMPARISON TO BUDGET
FOR THE 8 MONTHS ENDING AUGUST 31, 2024

PARKS FUND

| | PY 3 AUDITED | PY 2 AUDITED | PY ACTUAL | PTYD ACTUAL | CYTD ACTUAL | CY BUDGET | VARIANCE | CY ESTIMATE |
|--|--------------|--------------|------------|-------------|-------------|------------|------------|-------------|
| OVERHEAD: | | | | | | | | |
| 50-50-6010 TELEPHONE / COMMUNICATIONS | 5,420.45 | 4,620.18 | 4,655.26 | 3,327.91 | 5,661.33 | .00 | 5,661.33- | 6,724.00 |
| 50-50-6020 UTILITIES | 50,123.17 | 60,431.53 | 53,912.39 | 32,538.29 | 32,209.75 | 68,000.00 | 35,790.25 | 68,000.00 |
| 50-50-6021 TRASH REMOVAL | .00 | .00 | 855.00 | .00 | .00 | .00 | .00 | .00 |
| 50-50-6024 WATER CHARGE | 24,573.48 | 50,493.36 | 53,717.52 | 35,811.68 | 37,972.72 | 56,941.00 | 18,968.28 | 56,941.00 |
| 50-50-6026 SEWER CHARGE | 22,506.72 | 26,694.48 | 31,587.24 | 21,058.16 | 22,160.64 | 33,482.00 | 11,321.36 | 33,482.00 |
| 50-50-6030 INSURANCE | 8,792.80 | 9,895.36 | 13,997.40 | 10,498.05 | 10,385.76 | 13,484.00 | 3,098.24 | 13,484.00 |
| 50-50-6100 ADVERTISING | 1,720.00 | 1,961.08 | 2,482.84 | 810.00 | 987.22 | 3,200.00 | 2,212.78 | 3,200.00 |
| 50-50-6101 PROMOTION | 3,098.07 | 18,405.00 | 2,759.46 | 2,759.46 | 360.00 | 6,000.00 | 5,640.00 | 3,000.00 |
| 50-50-6150 BANKCARD CHARGE-VISA/MC | 73,381.81 | 56,533.69 | 77,770.13 | 56,884.31 | 62,956.16 | 90,446.00 | 27,489.84 | 81,000.00 |
| 50-50-6740 INSPECTIONS | .00 | .00 | .00 | .00 | 968.19 | 4,200.00 | 3,231.81 | 4,200.00 |
| 50-50-6800 SWIM SHOP MDSE. CONCESSIONS | .00 | .00 | 234.97 | 234.97 | 2,964.26 | .00 | 2,964.26- | .00 |
| 50-50-6801 SWIM SHOP SNACK CONCESSIONS | .00 | .00 | 22,500.75 | 15,644.40 | 35,668.83 | .00 | 35,668.83- | .00 |
| 50-50-6802 SWIM SHOP FLOAT CONCESSIONS | .00 | .00 | .00 | .00 | 516.19 | .00 | 516.19- | .00 |
| TOTAL OVERHEAD | 189,616.50 | 229,034.68 | 264,472.96 | 179,567.23 | 212,811.05 | 275,753.00 | 62,941.95 | 270,031.00 |

CITY OF OURAY
EXPENDITURES WITH COMPARISON TO BUDGET
FOR THE 8 MONTHS ENDING AUGUST 31, 2024

PARKS FUND

| | PY 3 AUDITED | PY 2 AUDITED | PY ACTUAL | PTYD ACTUAL | CYTD ACTUAL | CY BUDGET | VARIANCE | CY ESTIMATE |
|--|-------------------|-------------------|-------------------|-------------------|-------------------|-------------------|------------------|-------------------|
| OPERATING MAINTENANCE: | | | | | | | | |
| 50-50-7000 CONTRACT LABOR | 8,107.28 | 1,550.25 | 403.75 | 403.75 | .00 | 5,000.00 | 5,000.00 | 2,000.00 |
| 50-50-7004 IT CONTRACT LABOR | 45,468.86 | 6,591.31 | 5,594.63 | 5,594.63 | 2,493.75 | .00 | 2,493.75- | 5,000.00 |
| 50-50-7010 ENGINEERING | .00 | 562.00 | .00 | .00 | .00 | .00 | .00 | .00 |
| 50-50-7100 SUPPLIES | 14,352.55 | 20,087.89 | 20,995.71 | 16,228.04 | 7,775.60 | 22,000.00 | 14,224.40 | 22,000.00 |
| 50-50-7104 IT SUPPLIES | 1,983.12 | 1,738.81 | 2,115.30 | 1,607.23 | 1,272.66 | .00 | 1,272.66- | 2,500.00 |
| 50-50-7120 UNIFORMS | 5,550.23 | 7,873.68 | 9,097.78 | 3,119.52 | 5,885.13 | 9,000.00 | 3,114.87 | 9,000.00 |
| 50-50-7170 SWIM TEAM | .00 | .00 | 194.86 | 194.86 | .00 | 3,500.00 | 3,500.00 | .00 |
| 50-50-7200 FACILITIES MAINT/SUPPLY | 27,189.91 | 38,657.83 | 32,809.81 | 18,577.65 | 72,583.30 | 33,300.00 | 39,283.30- | 80,000.00 |
| 50-50-7201 SWIM LESSONS SUPPLIES | 497.33 | 326.66 | .00 | .00 | .00 | 1,500.00 | 1,500.00 | .00 |
| 50-50-7202 SPECIAL EVENTS SUPPLIES | 1,040.61 | 3,153.51 | 12,089.98 | 2,077.52 | 2,576.75 | 3,200.00 | 623.25 | 2,200.00 |
| 50-50-7204 DAILY CLEANING SUPPLIES | 3,588.64 | 6,438.91 | 9,806.41 | 8,091.09 | 10,059.00 | 12,000.00 | 1,941.00 | 15,000.00 |
| 50-50-7400 WATER SAMPLE | 25,235.93 | 26,405.33 | 26,690.81 | 11,831.12 | 15,462.84 | 21,000.00 | 5,537.16 | 21,000.00 |
| 50-50-7450 CHEMICALS | 82,179.89 | 116,909.91 | 166,430.33 | 96,691.61 | 99,329.73 | 135,000.00 | 35,670.27 | 135,000.00 |
| 50-50-7470 TOOLS | 478.30 | 378.98 | 76.85 | .00 | .00 | 1,000.00 | 1,000.00 | .00 |
| 50-50-7475 FEES | 2,428.00 | 4,514.00 | 2,383.00 | 2,383.00 | 105.00 | 3,500.00 | 3,395.00 | 3,500.00 |
| 50-50-7500 FILTRATION MAINTENANCE | 17,482.78 | 22,449.13 | 16,270.69 | 6,895.75 | 23,950.65 | 33,000.00 | 9,049.35 | 33,000.00 |
| 50-50-7600 VEHICLE OIL & GAS | .00 | .00 | 146.72 | 121.38 | 60.03 | .00 | 60.03- | .00 |
| 50-50-7720 SAFETY/FIRST AID SUPPLIES | 6,328.61 | 5,641.89 | 5,983.26 | 3,878.29 | 7,923.70 | 5,600.00 | 2,323.70- | 8,500.00 |
| 50-50-7800 PURCHASES-POOL MERCHANDISE | 33,958.54 | 61,601.67 | 55,064.72 | 44,238.90 | 31,248.84 | 65,000.00 | 33,751.16 | 65,000.00 |
| 50-50-7801 DUES AND SUBSCRIPTIONS | .00 | .00 | 1,200.00 | .00 | .00 | .00 | .00 | .00 |
| 50-50-7804 IT SOFTWARE & SUBSCRIPTIONS | .00 | 2,333.42 | 5,811.32 | 5,256.54 | 11,587.71 | .00 | 11,587.71- | 12,000.00 |
| 50-50-7830 OFFICE SUPPLIES | 2,423.31 | 2,038.96 | 2,087.87 | 1,347.90 | 1,643.53 | 2,500.00 | 856.47 | 2,500.00 |
| 50-50-7835 COPIER/PRINTER EXPENSE | 1,979.57 | 2,238.96 | 1,920.13 | 1,249.83 | 890.48 | .00 | 890.48- | 1,000.00 |
| 50-50-7860 TRAINING & TRAVEL | 2,973.32 | 7,062.13 | 6,563.09 | 4,089.61 | 7,639.70 | 12,000.00 | 4,360.30 | 12,000.00 |
| 50-50-7862 HIRING COST | 19,462.23 | 8,937.70 | 2,797.23 | 1,897.73 | 20,990.15 | 4,200.00 | 16,790.15- | 16,767.58 |
| 50-50-7879 MILEAGE | .00 | .00 | 41.92 | 41.92 | 22.78 | .00 | 22.78- | 700.00 |
| 50-50-7880 POSTAGE | .00 | 1.96 | 59.91 | 28.99 | 35.25 | 100.00 | 64.75 | 100.00 |
| 50-50-7900 OTHER EXPENSES | 1,045.55 | 745.10 | 425.32 | 100.64- | 193.51 | 400.00 | 206.49 | 400.00 |
| 50-50-7950 BOND ISSUANCE COST | 25,000.00 | .00 | .00 | .00 | .00 | .00 | .00 | .00 |
| TOTAL OPERATING MAINTENANCE | 328,754.56 | 348,239.99 | 387,061.40 | 235,746.22 | 323,730.09 | 372,800.00 | 49,069.91 | 449,167.58 |

CITY OF OURAY
EXPENDITURES WITH COMPARISON TO BUDGET
FOR THE 8 MONTHS ENDING AUGUST 31, 2024

PARKS FUND

| | PY 3 AUDITED | PY 2 AUDITED | PY ACTUAL | PTYD ACTUAL | CYTD ACTUAL | CY BUDGET | VARIANCE | CY ESTIMATE |
|--|---------------------|---------------------|---------------------|---------------------|---------------------|---------------------|---------------------|-------------------|
| CAPITAL EXPENDITURES: | | | | | | | | |
| 50-50-8100 INVENTORIED EQUIPMENT | 849.00 | 16,687.60 | 34,835.21 | 30,390.21 | 20,192.21 | .00 | 20,192.21- | 20,192.21 |
| 50-50-8104 IT INVENTORIED EQUIPMENT | 5,935.53 | 3,716.30 | 6,045.38 | 5,168.80 | 1,938.34 | .00 | 1,938.34- | 2,000.00 |
| 50-50-8250 CAPITAL IMPROVEMENTS | .00 | 5,500.00 | 162,232.97 | 91,008.65 | 53,821.15 | 4,924,000.00 | 4,870,178.85 | 74,000.00 |
| 50-50-8270 FILTRATION ENGINEERING | .00 | .00 | .00 | .00 | 3,577.29 | .00 | 3,577.29- | 3,577.29 |
| 50-50-8275 FILTRATION EQUIPMENT | 9,467.08 | 4,109.16 | 3,191.24 | 3,191.24 | .00 | 50,000.00 | 50,000.00 | 5,000.00 |
| 50-50-8280 FILT. CONSTRUCTION | .00 | .00 | .00 | .00 | 25,085.27 | .00 | 25,085.27- | .00 |
| 50-50-8400 CAPITAL EQUIPMENT | 7,885.00 | .00 | 81,435.71 | 53,365.29 | 10,788.50 | 26,333.00 | 15,544.50 | 11,000.00 |
| TOTAL CAPITAL EXPENDITURES | 24,136.61 | 30,013.06 | 287,740.51 | 183,124.19 | 115,402.76 | 5,000,333.00 | 4,884,930.24 | 115,769.50 |
| DEBT SERVICE: | | | | | | | | |
| 50-50-9540 DEBT SERVICE PRINCIPAL | .00 | .00 | 112,000.00 | .00 | .00 | 116,000.00 | 116,000.00 | .00 |
| 50-50-9545 DEBT SERVICE INTEREST | 85,218.31 | 59,736.77 | 57,282.10 | 28,641.05 | 27,325.05 | 54,650.00 | 27,324.95 | .00 |
| 50-50-9560 DEBT SERVICE - BOND PRINCIPAL | .00 | .00 | 165,416.67 | 110,000.00 | 113,333.36 | 170,000.00 | 56,666.64 | .00 |
| 50-50-9565 DEBT SERVICE - BOND INTEREST | 186,525.00 | 182,608.33 | 294,104.13 | 104,139.56 | 203,466.64 | 174,400.00 | 29,066.64- | .00 |
| TOTAL DEBT SERVICE | 271,743.31 | 242,345.10 | 628,802.90 | 242,780.61 | 344,125.05 | 515,050.00 | 170,924.95 | .00 |
| TOTAL POOL EXPENSES | 2,347,342.96 | 2,546,678.73 | 2,759,673.46 | 1,655,040.20 | 2,006,290.16 | 7,746,922.00 | 5,740,631.84 | 834,968.08 |

CITY OF OURAY
EXPENDITURES WITH COMPARISON TO BUDGET
FOR THE 8 MONTHS ENDING AUGUST 31, 2024

PARKS FUND

| | PY 3 AUDITED | PY 2 AUDITED | PY ACTUAL | PTYD ACTUAL | CYTD ACTUAL | CY BUDGET | VARIANCE | CY ESTIMATE | |
|---------------------------|----------------------------|--------------|-----------|-------------|-------------|-----------|------------|-------------|-----------|
| <u>BOX CANON EXPENSES</u> | | | | | | | | | |
| SALARIES AND WAGES: | | | | | | | | | |
| 50-51-5012 | PARKS AND REC DIRECTOR | 19,607.46 | 22,807.07 | 25,570.41 | 14,445.43 | 24,868.72 | 23,419.00 | 1,449.72- | .00 |
| 50-51-5520 | CASHIERS | 44,481.41 | 45,565.96 | 49,354.72 | 29,936.92 | 31,163.33 | 61,237.00 | 30,073.67 | .00 |
| 50-51-5540 | CUSTODIAN | 6,221.74 | 6,766.70 | 7,538.62 | 4,880.29 | 5,169.44 | 7,912.00 | 2,742.56 | .00 |
| 50-51-5650 | COMM & CMTY ENGMT COORD | 2,315.84 | 5,748.12 | 6,518.63 | 4,041.10 | 4,403.50 | 6,552.00 | 2,148.50 | .00 |
| 50-51-5680 | PARKS/FACILITIES MAINT MGR | 4,829.96 | 6,937.01 | 7,980.61 | 4,895.85 | 5,200.13 | 7,652.00 | 2,451.87 | .00 |
| 50-51-5681 | PARKS/FACILITIES MAINT OPS | 1,245.72 | 4,932.68 | 4,930.21 | 2,743.22 | 5,336.37 | 10,801.00 | 5,464.63 | .00 |
| | TOTAL SALARIES AND WAGES | 78,702.13 | 92,757.54 | 101,893.20 | 60,942.81 | 76,141.49 | 117,573.00 | 41,431.51 | .00 |
| TAXES & BENEFITS: | | | | | | | | | |
| 50-51-5800 | FICA | 5,094.42 | 6,694.26 | 7,378.61 | 4,589.09 | 5,756.04 | 8,779.00 | 3,022.96 | .00 |
| 50-51-5810 | UNEMPLOYMENT | 199.01 | 175.02 | 193.07 | 120.07 | 150.39 | 249.00 | 98.61 | .00 |
| 50-51-5830 | WORKERS' COMP | 29.29 | 67.33 | 2,003.68 | 1,502.76 | 1,185.30 | 1,581.00 | 395.70 | .00 |
| 50-51-5840 | GROUP TERM LIFE INSURANCE | 208.06 | 257.62 | 257.33 | 175.31 | 261.76 | 294.00 | 32.24 | .00 |
| 50-51-5850 | EMPLOYEE HEALTH INSURANCE | 7,463.19 | 12,676.99 | 12,719.12 | 8,302.63 | 6,441.67 | 19,265.00 | 12,823.33 | .00 |
| 50-51-5870 | PENSION | 688.99 | 1,287.75 | 1,426.68 | 913.56 | 1,264.52 | 2,418.00 | 1,153.48 | .00 |
| | TOTAL TAXES & BENEFITS | 13,682.96 | 21,158.97 | 23,978.49 | 15,603.42 | 15,059.68 | 32,586.00 | 17,526.32 | .00 |
| OVERHEAD: | | | | | | | | | |
| 50-51-6010 | TELEPHONE / COMMUNICATIONS | 124.80 | 124.80 | 124.80 | 83.20 | 424.80 | 350.00 | 74.80- | 500.00 |
| 50-51-6020 | UTILITIES | 1,737.51 | 970.20 | 2,250.85 | 1,751.09 | 578.85 | 2,227.00 | 1,648.15 | 2,250.00 |
| 50-51-6024 | WATER CHARGE | 1,110.60 | 1,263.72 | 1,329.84 | 886.56 | 894.80 | 1,342.00 | 447.20 | 1,329.84 |
| 50-51-6026 | SEWER CHARGE | 1,727.04 | 2,045.28 | 2,148.48 | 1,432.32 | .00 | .00 | .00 | .00 |
| 50-51-6030 | INSURANCE | 1,198.02 | 1,348.24 | 1,540.44 | 1,155.33 | 1,142.97 | 1,524.00 | 381.03 | .00 |
| 50-51-6100 | ADVERTISING | 535.00 | 805.14 | 684.73 | 195.00 | .00 | 1,000.00 | 1,000.00 | .00 |
| 50-51-6150 | BANKCARD CHARGE-VISA/MC | 8,936.01 | 6,768.33 | 13,141.37 | 9,705.63 | 11,615.50 | 16,169.00 | 4,553.50 | 10,000.00 |
| 50-51-6800 | CONCESSIONS | 24,754.12 | 28,642.98 | 28,394.08 | 21,375.95 | 7,384.93 | 30,000.00 | 22,615.07 | 12,000.00 |
| | TOTAL OVERHEAD | 40,123.10 | 41,968.69 | 49,614.59 | 36,585.08 | 22,041.85 | 52,612.00 | 30,570.15 | 26,079.84 |

CITY OF OURAY
EXPENDITURES WITH COMPARISON TO BUDGET
FOR THE 8 MONTHS ENDING AUGUST 31, 2024

PARKS FUND

| | PY 3 AUDITED | PY 2 AUDITED | PY ACTUAL | PTYD ACTUAL | CYTD ACTUAL | CY BUDGET | VARIANCE | CY ESTIMATE |
|--|-------------------|-------------------|-------------------|-------------------|-------------------|-------------------|-------------------|-------------------|
| OPERATING MAINTENANCE: | | | | | | | | |
| 50-51-7000 CONTRACT LABOR | 7,210.00 | 5,475.00 | 1,445.00 | 850.00 | .00 | 2,400.00 | 2,400.00 | .00 |
| 50-51-7004 IT CONTRACT LABOR | 333.62 | 133.12 | 73.12 | 73.12 | .00 | 360.00 | 360.00 | 400.00 |
| 50-51-7024 PERMITS FEES | .00 | 462.00 | .00 | .00 | .00 | .00 | .00 | .00 |
| 50-51-7100 SUPPLIES | 6,451.69 | 2,575.22 | 4,006.52 | 3,186.48 | 5,006.47 | 6,600.00 | 1,593.53 | 5,500.00 |
| 50-51-7104 IT SUPPLIES | .00 | .00 | 170.54 | 170.54 | 610.94 | .00 | 610.94- | 750.00 |
| 50-51-7150 FACILITY MAINTENANCE | 8,647.95 | 4,166.68 | 1,829.64 | 751.72 | 13,657.03 | 10,000.00 | 3,657.03- | 9,000.00 |
| 50-51-7151 TREE MAINTENANCE | 6,737.50 | 7,331.25 | 2,000.00 | 2,000.00 | .00 | 6,000.00 | 6,000.00 | .00 |
| 50-51-7155 MAINTENANCE SUPPLIES | 9.47 | .00 | .00 | .00 | 22.97 | .00 | 22.97- | 22.97 |
| 50-51-7804 IT SOFTWARE & SUBSCRIPTIONS | .00 | 210.00 | 540.00 | 435.00 | 656.03 | 930.00 | 273.97 | 950.00 |
| 50-51-7830 OFFICE SUPPLIES | 210.48 | 189.31 | 98.96 | 7.99 | .00 | 600.00 | 600.00 | .00 |
| 50-51-7835 COPIER/PRINTER EXPENSE | 1,436.37 | 1,696.57 | 1,769.71 | 1,077.04 | 1,057.33 | 1,900.00 | 842.67 | 1,900.00 |
| 50-51-7860 TRAINING & TRAVEL | .00 | .00 | 10.20 | 10.20 | .00 | 2,500.00 | 2,500.00 | .00 |
| 50-51-7862 HIRING COST | 498.50 | .00 | .00 | .00 | 4,251.05 | 1,000.00 | 3,251.05- | 4,251.05 |
| 50-51-7900 OTHER EXPENSES | .00 | .00 | 1.52 | 1.52 | .00 | .00 | .00 | .00 |
| TOTAL OPERATING MAINTENANCE | 31,535.58 | 22,239.15 | 11,945.21 | 8,563.61 | 25,261.82 | 32,290.00 | 7,028.18 | 22,774.02 |
| CAPITAL EXPENDITURES: | | | | | | | | |
| 50-51-8100 INVENTORIED EQUIPMENT | 13,236.62 | .00 | .00 | .00 | .00 | .00 | .00 | .00 |
| 50-51-8104 IT INVENTORIED EQUIPMENT | 799.00 | 1,797.31 | .00 | .00 | .00 | .00 | .00 | .00 |
| 50-51-8250 CAPITAL IMPROVEMENTS | 15,811.00 | .00 | 90,774.47 | 35,197.77 | 45,436.83 | 95,667.00 | 50,230.17 | 95,667.00 |
| 50-51-8400 CAPITAL EQUIPMENT | .00 | 3,967.80 | 5,525.92 | .00 | .00 | 13,000.00 | 13,000.00 | 13,000.00 |
| TOTAL CAPITAL EXPENDITURES | 29,846.62 | 5,765.11 | 96,300.39 | 35,197.77 | 45,436.83 | 108,667.00 | 63,230.17 | 108,667.00 |
| TOTAL BOX CANON EXPENSES | 193,890.39 | 183,889.46 | 283,731.88 | 156,892.69 | 183,941.67 | 343,728.00 | 159,786.33 | 157,520.86 |

CITY OF OURAY
EXPENDITURES WITH COMPARISON TO BUDGET
FOR THE 8 MONTHS ENDING AUGUST 31, 2024

PARKS FUND

| | PY 3 AUDITED | PY 2 AUDITED | PY ACTUAL | PTYD ACTUAL | CYTD ACTUAL | CY BUDGET | VARIANCE | CY ESTIMATE |
|------------------------------|--------------|--------------|-----------|-------------|-------------|-----------|-----------|-------------|
| <u>GYM EXPENSES</u> | | | | | | | | |
| OVERHEAD: | | | | | | | | |
| 50-53-6020 UTILITIES | 838.91 | 1,786.54 | 1,590.08 | 980.75 | 923.39 | 1,561.00 | 637.61 | 1,561.00 |
| 50-53-6030 INSURANCE | 219.82 | 247.40 | 268.24 | 201.18 | 199.02 | 266.00 | 66.98 | .00 |
| 50-53-6100 ADVERTISING | .00 | .00 | .00 | .00 | .00 | 500.00 | 500.00 | .00 |
| TOTAL OVERHEAD | 1,058.73 | 2,033.94 | 1,858.32 | 1,181.93 | 1,122.41 | 2,327.00 | 1,204.59 | 1,561.00 |
| OPERATING MAINTENANCE: | | | | | | | | |
| 50-53-7000 CONTRACT LABOR | 187.50 | 1,675.00 | 9,060.78 | 4,375.00 | 5,250.00 | 10,800.00 | 5,550.00 | 10,800.00 |
| 50-53-7100 SUPPLIES | 1,040.30 | 671.10 | 180.44 | 180.44 | .00 | 1,200.00 | 1,200.00 | .00 |
| 50-53-7150 MAINTENANCE | 2,273.78 | 1,551.26 | 1,948.36 | 1,419.35 | 529.26 | 2,400.00 | 1,870.74 | 2,400.00 |
| TOTAL OPERATING MAINTENANCE | 3,501.58 | 3,897.36 | 11,189.58 | 5,974.79 | 5,779.26 | 14,400.00 | 8,620.74 | 13,200.00 |
| CAPITAL EXPENDITURES: | | | | | | | | |
| 50-53-8400 CAPITAL EQUIPMENT | .00 | .00 | 30,415.72 | 30,415.72 | .00 | 70,000.00 | 70,000.00 | .00 |
| TOTAL CAPITAL EXPENDITURES | .00 | .00 | 30,415.72 | 30,415.72 | .00 | 70,000.00 | 70,000.00 | .00 |
| TOTAL GYM EXPENSES | 4,560.31 | 5,931.30 | 43,463.62 | 37,572.44 | 6,901.67 | 86,727.00 | 79,825.33 | 14,761.00 |

CITY OF OURAY
EXPENDITURES WITH COMPARISON TO BUDGET
FOR THE 8 MONTHS ENDING AUGUST 31, 2024

PARKS FUND

| | PY 3 AUDITED | PY 2 AUDITED | PY ACTUAL | PTYD ACTUAL | CYTD ACTUAL | CY BUDGET | VARIANCE | CY ESTIMATE |
|---|--------------|--------------|------------|-------------|-------------|------------|-----------|-------------|
| <u>ADMINISTRATION EXPENSES</u> | | | | | | | | |
| SALARIES AND WAGES: | | | | | | | | |
| 50-57-5002 CITY ADMINISTRATOR | 45,594.29 | 51,000.08 | 55,325.38 | 36,244.49 | 43,098.93 | 59,504.00 | 16,405.07 | .00 |
| 50-57-5004 FINANCE & ADMIN. DIRECTOR | 20,269.45 | 23,892.09 | 27,035.15 | 17,568.57 | 18,660.62 | 28,864.00 | 10,203.38 | .00 |
| 50-57-5006 HR MANAGER | 37,555.18 | 67,963.25 | 62,064.07 | 59,532.67 | 39,121.47 | 38,129.00 | 992.47- | .00 |
| 50-57-5008 ADMINISTRATIVE CLERKS | 30,792.25 | 39,534.58 | 43,849.04 | 27,248.66 | 27,709.77 | 46,176.00 | 18,466.23 | .00 |
| 50-57-5012 COMMUNITY DEVELOPMENT DIRECTOR | 5,929.17 | 8,845.26 | 4,284.09 | 4,662.86 | 5,218.44 | 9,579.00 | 4,360.56 | .00 |
| 50-57-5050 IT DIRECTOR | .00 | 7,210.26 | 27,368.10 | 17,036.19 | 22,160.82 | 27,730.00 | 5,569.18 | .00 |
| 50-57-5055 IT STAFF | .00 | 1,543.95 | 7,559.14 | 5,251.22 | 11,242.95 | 13,151.00 | 1,908.05 | .00 |
| 50-57-5600 VEH. MAINT. - PW CREW | .00 | .00 | .00 | .00 | .00 | 1,900.00 | 1,900.00 | .00 |
| TOTAL SALARIES AND WAGES | 140,140.34 | 199,989.47 | 227,484.97 | 167,544.66 | 167,213.00 | 225,033.00 | 57,820.00 | .00 |
| TAXES & BENEFITS: | | | | | | | | |
| 50-57-5800 FICA | 9,440.52 | 14,585.15 | 17,702.00 | 12,543.02 | 12,451.27 | 21,103.00 | 8,651.73 | .00 |
| 50-57-5810 UNEMPLOYMENT | 367.50 | 381.15 | 462.54 | 327.76 | 355.43 | 553.00 | 197.57 | .00 |
| 50-57-5830 WORKERS' COMP | 10.70- | .00 | .00 | .00 | 338.49 | 452.00 | 113.51 | .00 |
| 50-57-5840 GROUP TERM LIFE INSURANCE | 1,036.86 | 1,096.69 | 953.95 | 720.28 | 896.01 | 1,213.00 | 316.99 | .00 |
| 50-57-5850 EMPLOYEE HEALTH INSURANCE | 27,800.23 | 42,398.07 | 43,231.86 | 28,566.66 | 30,127.45 | 47,657.00 | 17,529.55 | .00 |
| 50-57-5870 PENSION | 3,671.33 | 5,721.94 | 10,820.22 | 7,418.35 | 7,963.35 | 12,027.00 | 4,063.65 | .00 |
| TOTAL TAXES & BENEFITS | 42,305.74 | 64,183.00 | 73,170.57 | 49,576.07 | 52,132.00 | 83,005.00 | 30,873.00 | .00 |
| OPERATING MAINTENANCE: | | | | | | | | |
| 50-57-7000 CONTRACT LABOR | 4,684.10 | 4,492.63 | 11,547.75 | 3,431.03 | 6,998.94 | .00 | 6,998.94- | .00 |
| 50-57-7025 LEGAL FEES | 5,528.00 | .00 | 575.00 | .00 | .00 | 1,500.00 | 1,500.00 | .00 |
| 50-57-7804 IT SOFTWARE & SUBSCRIPTIONS | 266.80 | 1,628.66 | 1,829.56 | 1,099.04 | 1,064.79 | .00 | 1,064.79- | 2,000.00 |
| TOTAL OPERATING MAINTENANCE | 10,478.90 | 6,121.29 | 13,952.31 | 4,530.07 | 8,063.73 | 1,500.00 | 6,563.73- | 2,000.00 |
| TOTAL ADMINISTRATION EXPENSES | 192,924.98 | 270,293.76 | 314,607.85 | 221,650.80 | 227,408.73 | 309,538.00 | 82,129.27 | 2,000.00 |

CITY OF OURAY
EXPENDITURES WITH COMPARISON TO BUDGET
FOR THE 8 MONTHS ENDING AUGUST 31, 2024

PARKS FUND

| | <u>PY 3 AUDITED</u> | <u>PY 2 AUDITED</u> | <u>PY ACTUAL</u> | <u>PTYD ACTUAL</u> | <u>CYTD ACTUAL</u> | <u>CY BUDGET</u> | <u>VARIANCE</u> | <u>CY ESTIMATE</u> |
|------------------------------|---------------------|---------------------|------------------|--------------------|--------------------|------------------|-----------------|--------------------|
| <u>ICE PARK EXPENSES</u> | | | | | | | | |
| OPERATING MAINTENANCE: | | | | | | | | |
| 50-58-7025 LEGAL FEES | .00 | .00 | 11,966.16 | 6,359.00 | 652.50 | .00 | 652.50- | .00 |
| 50-58-7700 ICE PARK EXPENSES | 6,040.50 | 1,425.00 | 48,398.92 | 1,369.00 | 44,529.06 | 24,000.00 | 20,529.06- | .00 |
| TOTAL OPERATING MAINTENANCE | 6,040.50 | 1,425.00 | 60,365.08 | 7,728.00 | 45,181.56 | 24,000.00 | 21,181.56- | .00 |
| TOTAL ICE PARK EXPENSES | 6,040.50 | 1,425.00 | 60,365.08 | 7,728.00 | 45,181.56 | 24,000.00 | 21,181.56- | .00 |

CITY OF OURAY
 EXPENDITURES WITH COMPARISON TO BUDGET
 FOR THE 8 MONTHS ENDING AUGUST 31, 2024

PARKS FUND

| | <u>PY 3 AUDITED</u> | <u>PY 2 AUDITED</u> | <u>PY ACTUAL</u> | <u>PTYD ACTUAL</u> | <u>CYTD ACTUAL</u> | <u>CY BUDGET</u> | <u>VARIANCE</u> | <u>CY ESTIMATE</u> |
|---------------------------------|---------------------|---------------------|-------------------|--------------------|--------------------|--------------------|--------------------|---------------------|
| <u>VIA FERRATA EXPENSES</u> | | | | | | | | |
| OPERATING MAINTENANCE: | | | | | | | | |
| 50-59-7700 VIA FERRATA EXPENSES | .00 | 15,667.23 | 4,322.42 | 144.04 | 304.07 | 16,000.00 | 15,695.93 | .00 |
| TOTAL OPERATING MAINTENANCE | .00 | 15,667.23 | 4,322.42 | 144.04 | 304.07 | 16,000.00 | 15,695.93 | .00 |
| TOTAL VIA FERRATA EXPENSES | .00 | 15,667.23 | 4,322.42 | 144.04 | 304.07 | 16,000.00 | 15,695.93 | .00 |
| TOTAL FUND EXPENDITURES | 2,744,759.14 | 3,023,885.48 | 3,466,164.31 | 2,079,028.17 | 2,470,027.86 | 8,526,915.00 | 6,056,887.14 | 1,009,249.94 |
| NET REVENUE OVER EXPENDITURES | <u>213,960.95-</u> | <u>204,871.69-</u> | <u>198,039.84</u> | <u>620,535.63</u> | <u>368,801.38</u> | <u>286,247.00-</u> | <u>655,048.38-</u> | <u>4,392,588.82</u> |

CITY OF OURAY
REVENUES WITH COMPARISON TO BUDGET
FOR THE 8 MONTHS ENDING AUGUST 31, 2024

TOURISM FUND

| | PY 3 AUDITED | PY 2 AUDITED | PY ACTUAL | PYTD ACTUAL | CYTD ACTUAL | CY BUDGET | VARIANCE | |
|-----------------------------|--------------|--------------|------------|-------------|-------------|------------|------------|------|
| <u>REVENUE</u> | | | | | | | | |
| 60-40-4000 | 635,338.77 | 669,359.16 | 736,720.49 | 398,663.64 | 398,848.17 | 698,664.00 | 299,815.83 | 299 |
| 60-40-4020 | .00 | 8,341.74 | 19,178.11 | 13,365.37 | 15,796.15 | 20,000.00 | 4,203.85 | 420 |
| 60-40-4031 | .00 | 24.08- | 6.61 | 211.68 | 39.34 | .00 | (39.34) | 39. |
| 60-40-4050 | 758.00 | 20,903.67 | 585.00 | 415.00 | 610.00 | 500.00 | (110.00) | 110. |
| TOTAL REVENUE | 636,096.77 | 698,580.49 | 756,490.21 | 412,655.69 | 415,293.66 | 719,164.00 | 303,870.34 | 303 |
| <u>GRANTS/CONTRIBUTIONS</u> | | | | | | | | |
| 60-41-4105 | .00 | .00 | 48,670.00 | 8,670.00 | 40,000.00 | 60,000.00 | 20,000.00 | 200 |
| TOTAL GRANTS/CONTRIBUTIONS | .00 | .00 | 48,670.00 | 8,670.00 | 40,000.00 | 60,000.00 | 20,000.00 | 200 |
| TOTAL FUND REVENUE | 636,096.77 | 698,580.49 | 805,160.21 | 421,325.69 | 455,293.66 | 779,164.00 | 323,870.34 | 323 |

CITY OF OURAY
EXPENDITURES WITH COMPARISON TO BUDGET
FOR THE 8 MONTHS ENDING AUGUST 31, 2024

TOURISM FUND

| | PY 3 AUDITED | PY 2 AUDITED | PY ACTUAL | PTYD ACTUAL | CYTD ACTUAL | CY BUDGET | VARIANCE | CY ESTIMATE |
|--|--------------|--------------|------------|-------------|-------------|------------|-----------|-------------|
| <u>TOURISM EXPENSES</u> | | | | | | | | |
| SALARIES AND WAGES: | | | | | | | | |
| 60-50-5654 TOURISM & DEST. MKTG. DIR. | .00 | 53,307.71 | 98,032.55 | 63,886.19 | 54,819.02 | 103,986.00 | 49,166.98 | 103,986.00 |
| 60-50-5655 VC WAGES | 28,053.06 | 50,695.36 | 82,533.45 | 60,412.24 | 64,903.24 | 111,986.00 | 47,082.76 | 111,986.00 |
| TOTAL SALARIES AND WAGES | 28,053.06 | 104,003.07 | 180,566.00 | 124,298.43 | 119,722.26 | 215,972.00 | 96,249.74 | 215,972.00 |
| TAXES & BENEFITS: | | | | | | | | |
| 60-50-5800 FICA | 2,146.09 | 7,910.02 | 13,695.85 | 9,318.96 | 9,035.31 | 15,157.00 | 6,121.69 | 15,157.00 |
| 60-50-5810 UNEMPLOYMENT | 83.36 | 206.81 | 357.96 | 243.56 | 236.24 | 415.00 | 178.76 | 415.00 |
| 60-50-5830 WORKERS' COMP | .00 | .00 | 1,272.20 | 1,034.15 | 320.07 | 427.00 | 106.93 | 427.00 |
| 60-50-5840 GROUP TERM LIFE INSURANCE | .00 | 416.94 | 804.58 | 527.70 | 481.69 | 840.00 | 358.31 | 840.00 |
| 60-50-5850 EMPLOYEE HEALTH INSURANCE | .00 | 16,995.28 | 35,708.40 | 26,203.80 | 18,868.76 | 41,272.00 | 22,403.24 | 41,272.00 |
| 60-50-5870 PENSION | .00 | 1,637.46 | 4,210.70 | 2,893.68 | 2,595.71 | 4,693.00 | 2,097.29 | 4,693.00 |
| TOTAL TAXES & BENEFITS | 2,229.45 | 27,166.51 | 56,049.69 | 40,221.85 | 31,537.78 | 62,804.00 | 31,266.22 | 62,804.00 |
| OVERHEAD: | | | | | | | | |
| 60-50-6010 TELEPHONE / COMMUNICATIONS | 439.66 | 898.56 | 1,374.96 | 817.03 | 1,838.32 | 2,740.00 | 901.68 | 2,740.00 |
| 60-50-6020 UTILITIES | .00 | .00 | 3,196.53 | 1,977.79 | 2,014.94 | 3,710.00 | 1,695.06 | 3,710.00 |
| 60-50-6030 INSURANCE | .00 | .00 | 1,635.68 | 1,226.76 | 1,213.65 | 1,619.00 | 405.35 | 1,619.00 |
| 60-50-6150 CREDIT CARD PROCESSING FEES | .00 | 188.91 | 471.64 | 326.98 | 421.46 | 720.00 | 298.54 | 400.00 |
| 60-50-6800 CONCESSIONS | .00 | 19,013.44 | 19,232.43 | 7,970.63 | 8,601.21 | 20,000.00 | 11,398.79 | 12,000.00 |
| TOTAL OVERHEAD | 439.66 | 20,100.91 | 25,911.24 | 12,319.19 | 14,089.58 | 28,789.00 | 14,699.42 | 20,469.00 |

CITY OF OURAY
EXPENDITURES WITH COMPARISON TO BUDGET
FOR THE 8 MONTHS ENDING AUGUST 31, 2024

TOURISM FUND

| | PY 3 AUDITED | PY 2 AUDITED | PY ACTUAL | PTYD ACTUAL | CYTD ACTUAL | CY BUDGET | VARIANCE | CY ESTIMATE |
|---|--------------|--------------|------------|-------------|-------------|------------|------------|-------------|
| OPERATING MAINTENANCE: | | | | | | | | |
| 60-50-7000 CONTRACT LABOR | .00 | 175.00 | 39,047.48 | 6,605.60 | 16,520.98- | 15,000.00 | 31,520.98 | 9,305.00 |
| 60-50-7004 IT CONTRACT LABOR | 80.00 | .00 | .00 | .00 | 6,625.00 | 440.00 | 6,185.00- | 6,625.00 |
| 60-50-7025 LEGAL FEES | 380.00 | 960.00 | 440.00 | 180.00 | 112.50 | 1,500.00 | 1,387.50 | 1,500.00 |
| 60-50-7104 IT SUPPLIES | 28.04 | 3,767.81 | 1,248.97 | 1,248.97 | 2,476.35 | 2,100.00 | 376.35- | 3,000.00 |
| 60-50-7200 MAINTENANCE & REPAIRS | .00 | 78.95 | .00 | .00 | 900.75 | 15,000.00 | 14,099.25 | 15,000.00 |
| 60-50-7700 MARKETING & ADVERTISING | 105,473.50 | 29,347.37 | 36,234.48 | 24,440.01 | 32,358.58 | 67,300.00 | 34,941.42 | 85,000.00 |
| 60-50-7701 PROMOTIONS/SPONSORSHIPS | 27,898.24 | 97,764.00 | 116,341.00 | 116,341.00 | 63,260.00 | 76,360.00 | 13,100.00 | 66,360.00 |
| 60-50-7702 FIREWORKS | 21,999.32 | 21,201.36 | 29,742.08 | 2,585.59 | 1,191.62 | 37,500.00 | 36,308.38 | 48,000.00 |
| 60-50-7703 ALPINE RANGER PROGRAM | 5,000.00 | 6,860.00 | .00 | .00 | .00 | .00 | .00 | .00 |
| 60-50-7704 TOURIST SHUTTLE | .00 | .00 | .00 | .00 | .00 | 120,000.00 | 120,000.00 | .00 |
| 60-50-7705 CTO MARKETING GRANT EXPENSES | .00 | .00 | .00 | .00 | 30,867.17 | .00 | 30,867.17- | .00 |
| 60-50-7720 VISITOR CENTER OPERATIONS | 32,373.86 | 13,642.45 | 6,460.15 | 4,936.30 | 3,568.15 | 7,848.00 | 4,279.85 | 7,000.00 |
| 60-50-7721 VISITOR CENTER CLEANING | 35,555.68 | 7,208.25 | 9,741.04 | 6,009.51 | 4,685.21 | 9,000.00 | 4,314.79 | 9,000.00 |
| 60-50-7722 VISITOR CTR CAP IMPROVEMENT | .00 | 23,780.48 | 5,836.40 | .00 | .00 | 10,000.00 | 10,000.00 | 10,000.00 |
| 60-50-7740 WAY-FINDING, BRANDING, SIGNAGE | 353.12 | 43,356.00 | 30,780.00 | 13,700.00 | 14,920.00 | 110,000.00 | 95,080.00 | 100,000.00 |
| 60-50-7741 SIDEWALK REPLACEMENT PROJECT | 6,103.75 | 11,467.00 | 1,155.75 | 1,155.75 | .00 | 20,000.00 | 20,000.00 | .00 |
| 60-50-7790 TRANSFER TO GENERAL FUND | .00 | .00 | .00 | .00 | .00 | 50,000.00 | 50,000.00 | 50,000.00 |
| 60-50-7800 DUES & SUBSCRIPTIONS | .00 | .00 | 3,724.99 | 2,500.00 | 2,900.00 | 5,745.00 | 2,845.00 | 5,745.00 |
| 60-50-7804 IT SOFTWARE & SUBSCRIPTIONS | .00 | 1,401.27 | 2,745.56 | 2,390.60 | 3,405.34 | 3,876.00 | 470.66 | 3,900.00 |
| 60-50-7830 OFFICE SUPPLIES | .00 | 593.51 | 1,257.43 | 776.47 | 581.77 | 500.00 | 81.77- | 650.00 |
| 60-50-7835 COPIER/PRINTER EXPENSE | 962.62 | 3,809.12 | 4,454.04 | 2,945.84 | 3,228.08 | 3,000.00 | 228.08- | 3,100.00 |
| 60-50-7850 PRINTING/PUBLICATIONS | .00 | .00 | 18,639.26 | 11,460.17 | 18,662.68 | 31,000.00 | 12,337.32 | 25,000.00 |
| 60-50-7852 150TH ANNIVERSARY EXPENSES | .00 | .00 | .00 | .00 | 6,250.00 | .00 | 6,250.00- | 10,000.00 |
| 60-50-7854 SMALL TOURISM GRANT PROGRAM | .00 | 8,000.00 | 10,000.00 | 10,000.00 | .00 | 10,000.00 | 10,000.00 | 10,000.00 |
| 60-50-7860 TRAINING & TRAVEL | .00 | 471.19 | 3,482.06 | 1,161.34 | .00 | 9,000.00 | 9,000.00 | 7,000.00 |
| 60-50-7862 HIRING COSTS | 346.00 | 2,290.01 | 467.75 | 386.75 | .00 | 1,300.00 | 1,300.00 | 1,300.00 |
| 60-50-7865 EMPLOYEE/VOLUNTEER FUNCTIONS | .00 | 27.00 | 854.75 | 89.85 | 682.75 | 1,000.00 | 317.25 | 1,000.00 |
| 60-50-7870 UNIFORMS | .00 | .00 | 204.22 | 175.87 | 50.00 | 250.00 | 200.00 | 250.00 |
| 60-50-7880 POSTAGE | .00 | 19.79 | 755.65 | 443.68 | 451.57 | 1,500.00 | 1,048.43 | 700.00 |
| TOTAL OPERATING MAINTENANCE | 236,554.13 | 276,220.56 | 323,613.06 | 209,533.30 | 180,656.54 | 609,219.00 | 428,562.46 | 479,435.00 |

CITY OF OURAY
EXPENDITURES WITH COMPARISON TO BUDGET
FOR THE 8 MONTHS ENDING AUGUST 31, 2024

TOURISM FUND

| | <u>PY 3 AUDITED</u> | <u>PY 2 AUDITED</u> | <u>PY ACTUAL</u> | <u>PTYD ACTUAL</u> | <u>CYTD ACTUAL</u> | <u>CY BUDGET</u> | <u>VARIANCE</u> | <u>CY ESTIMATE</u> |
|-------------------------------------|---------------------|---------------------|-------------------|--------------------|--------------------|---------------------|--------------------|--------------------|
| CAPITAL EXPENDITURES: | | | | | | | | |
| 60-50-8104 IT INVENTORIED EQUIPMENT | 1,397.82 | 1,935.98 | 1,349.00 | 1,349.00 | 389.95 | 1,200.00 | 810.05 | 800.00 |
| 60-50-8250 CAPITAL IMPROVEMENTS | .00 | .00 | 86,316.44 | 25,200.35 | 68,075.62 | 100,000.00 | 31,924.38 | 60,000.00 |
| 60-50-8402 IT CAPITAL EXPENDITURES | .00 | .00 | 12,883.38 | 2,405.00 | 112.57 | 55,000.00 | 54,887.43 | 112.57 |
| TOTAL CAPITAL EXPENDITURES | <u>1,397.82</u> | <u>1,935.98</u> | <u>100,548.82</u> | <u>28,954.35</u> | <u>68,578.14</u> | <u>156,200.00</u> | <u>87,621.86</u> | <u>60,912.57</u> |
| TOTAL TOURISM EXPENSES | <u>268,674.12</u> | <u>429,427.03</u> | <u>686,688.81</u> | <u>415,327.12</u> | <u>414,584.30</u> | <u>1,072,984.00</u> | <u>658,399.70</u> | <u>839,592.57</u> |
| TOTAL FUND EXPENDITURES | <u>268,674.12</u> | <u>429,427.03</u> | <u>686,688.81</u> | <u>415,327.12</u> | <u>414,584.30</u> | <u>1,072,984.00</u> | <u>658,399.70</u> | <u>839,592.57</u> |
| NET REVENUE OVER EXPENDITURES | <u>367,422.65</u> | <u>269,153.46</u> | <u>118,471.40</u> | <u>5,998.57</u> | <u>40,709.36</u> | <u>293,820.00-</u> | <u>334,529.36-</u> | <u>515,722.23-</u> |

CITY OF OURAY
 REVENUES WITH COMPARISON TO BUDGET
 FOR THE 8 MONTHS ENDING AUGUST 31, 2024

BEAUTIFICATION FUND

| | PY 3 AUDITED | PY 2 AUDITED | PY ACTUAL | PYTD ACTUAL | CYTD ACTUAL | CY BUDGET | VARIANCE | |
|--------------------------------------|--------------|--------------|------------|-------------|-------------|------------|-----------|-----|
| <u>TAXES & INTEREST</u> | | | | | | | | |
| 65-40-4000 LODGING OCCUPATION TAX BC | 86,844.88 | 91,495.13 | 100,702.81 | 54,493.59 | 54,518.82 | 95,500.00 | 40,981.18 | 409 |
| 65-40-4340 INTEREST INCOME | 205.82 | 2,288.03 | 6,459.85 | 3,268.78 | 802.71 | 6,535.00 | 5,732.29 | 573 |
| TOTAL TAXES & INTEREST | 87,050.70 | 93,783.16 | 107,162.66 | 57,762.37 | 55,321.53 | 102,035.00 | 46,713.47 | 467 |
| <u>GRANTS/DONATIONS</u> | | | | | | | | |
| 65-41-4346 FLOWER POT DONATIONS | 3,243.00 | 956.00 | 360.00 | 110.00 | .00 | 200.00 | 200.00 | 200 |
| TOTAL GRANTS/DONATIONS | 3,243.00 | 956.00 | 360.00 | 110.00 | .00 | 200.00 | 200.00 | 200 |
| TOTAL FUND REVENUE | 90,293.70 | 94,739.16 | 107,522.66 | 57,872.37 | 55,321.53 | 102,235.00 | 46,913.47 | 469 |

CITY OF OURAY
EXPENDITURES WITH COMPARISON TO BUDGET
FOR THE 8 MONTHS ENDING AUGUST 31, 2024

BEAUTIFICATION FUND

| | PY 3 AUDITED | PY 2 AUDITED | PY ACTUAL | PTYD ACTUAL | CYTD ACTUAL | CY BUDGET | VARIANCE | CY ESTIMATE | |
|--------------------------------|-------------------------------|--------------|-----------|-------------|-------------|-----------|------------|-------------|------------|
| <u>BEAUTIFICATION EXPENSES</u> | | | | | | | | | |
| OPERATING MAINTENANCE: | | | | | | | | | |
| 65-50-7700 | GENERAL EXPENSES | 13,413.44 | 10,867.32 | 19,504.51 | 347.84 | 944.00 | 17,000.00 | 16,056.00 | 17,000.00 |
| 65-50-7720 | SEASONAL DECORATIONS | 1,375.47 | 16,524.29 | 19,265.81 | 599.01 | .00 | 23,000.00 | 23,000.00 | 23,000.00 |
| 65-50-7735 | NOC MAINTENANCE | .00 | 183.08 | 3,274.69 | 99.98 | 19,156.02 | 25,000.00 | 5,843.98 | 25,000.00 |
| 65-50-7740 | PLANTERS AND FLOWERS | 15,132.99 | 8,917.15 | 12,324.34 | 11,680.68 | 7,486.03 | 12,000.00 | 4,513.97 | 12,000.00 |
| 65-50-7750 | CLEAN & GREEN | 1,500.00 | .00 | .00 | .00 | .00 | .00 | .00 | .00 |
| 65-50-7790 | TRANSFER TO GENERAL FUND | 50,360.42 | 49,942.98 | 43,210.00 | .00 | .00 | 38,000.00 | 38,000.00 | 38,000.00 |
| | TOTAL OPERATING MAINTENANCE | 81,782.32 | 86,434.82 | 97,579.35 | 12,727.51 | 27,586.05 | 115,000.00 | 87,413.95 | 115,000.00 |
| CAPITAL EXPENDITURES: | | | | | | | | | |
| 65-50-8250 | CAPITAL IMPROVEMENTS | .00 | 27.36 | .00 | .00 | .00 | 27,000.00 | 27,000.00 | 27,000.00 |
| 65-50-8400 | CAPITAL EQUIPMENT | .00 | .00 | 23,287.00 | 23,287.00 | .00 | .00 | .00 | .00 |
| | TOTAL CAPITAL EXPENDITURES | .00 | 27.36 | 23,287.00 | 23,287.00 | .00 | 27,000.00 | 27,000.00 | 27,000.00 |
| | TOTAL BEAUTIFICATION EXPENSES | 81,782.32 | 86,462.18 | 120,866.35 | 36,014.51 | 27,586.05 | 142,000.00 | 114,413.95 | 142,000.00 |
| | TOTAL FUND EXPENDITURES | 81,782.32 | 86,462.18 | 120,866.35 | 36,014.51 | 27,586.05 | 142,000.00 | 114,413.95 | 142,000.00 |
| | NET REVENUE OVER EXPENDITURES | 8,511.38 | 8,276.98 | 13,343.69- | 21,857.86 | 27,735.48 | 39,765.00- | 67,500.48- | 95,086.53- |

CITY OF OURAY
REVENUES WITH COMPARISON TO BUDGET
FOR THE 8 MONTHS ENDING AUGUST 31, 2024

CONSERVATION TRUST FUND

| | PY 3 AUDITED | PY 2 AUDITED | PY ACTUAL | PYTD ACTUAL | CYTD ACTUAL | CY BUDGET | VARIANCE | |
|-------------------------------------|--------------|--------------|-----------|-------------|-------------|-----------|----------|-----|
| <u>STATE REVENUE & INTEREST</u> | | | | | | | | |
| 70-40-4100 STATE ENTITLEMENT | 12,716.33 | 11,497.87 | 12,697.11 | 6,654.58 | 9,792.04 | 12,000.00 | 2,207.96 | 220 |
| 70-40-4340 INTEREST INCOME | 236.42 | 700.71 | 2,600.08 | 1,538.01 | 198.80 | 1,700.00 | 1,501.20 | 150 |
| TOTAL STATE REVENUE & INTEREST | 12,952.75 | 12,198.58 | 15,297.19 | 8,192.59 | 9,990.84 | 13,700.00 | 3,709.16 | 370 |
| TOTAL FUND REVENUE | 12,952.75 | 12,198.58 | 15,297.19 | 8,192.59 | 9,990.84 | 13,700.00 | 3,709.16 | 370 |

CITY OF OURAY
EXPENDITURES WITH COMPARISON TO BUDGET
FOR THE 8 MONTHS ENDING AUGUST 31, 2024

CONSERVATION TRUST FUND

| | <u>PY 3 AUDITED</u> | <u>PY 2 AUDITED</u> | <u>PY ACTUAL</u> | <u>PTYD ACTUAL</u> | <u>CYTD ACTUAL</u> | <u>CY BUDGET</u> | <u>VARIANCE</u> | <u>CY ESTIMATE</u> |
|------------------------------------|---------------------|---------------------|-------------------|--------------------|--------------------|------------------|------------------|--------------------|
| <u>CONSERVATION TRUST EXPENSES</u> | | | | | | | | |
| CAPITAL EXPENDITURES: | | | | | | | | |
| 70-50-8250 CAPITAL PROJECTS | 5,492.78 | 119,916.22 | 35,542.04 | 10,376.60 | 15,090.33 | .00 | 15,090.33- | .00 |
| TOTAL CAPITAL EXPENDITURES | 5,492.78 | 119,916.22 | 35,542.04 | 10,376.60 | 15,090.33 | .00 | 15,090.33- | .00 |
| TOTAL CONSERVATION TRUST EXPENSES | 5,492.78 | 119,916.22 | 35,542.04 | 10,376.60 | 15,090.33 | .00 | 15,090.33- | .00 |
| TOTAL FUND EXPENDITURES | 5,492.78 | 119,916.22 | 35,542.04 | 10,376.60 | 15,090.33 | .00 | 15,090.33- | .00 |
| NET REVENUE OVER EXPENDITURES | <u>7,459.97</u> | <u>107,717.64-</u> | <u>20,244.85-</u> | <u>2,184.01-</u> | <u>5,099.49-</u> | <u>13,700.00</u> | <u>18,799.49</u> | <u>3,709.16</u> |

CITY OF OURAY
 REVENUES WITH COMPARISON TO BUDGET
 FOR THE 8 MONTHS ENDING AUGUST 31, 2024

FIREMEN'S PENSION FUND

| | PY 3 AUDITED | PY 2 AUDITED | PY ACTUAL | PYTD ACTUAL | CYTD ACTUAL | CY BUDGET | VARIANCE | |
|-------------------------------------|--------------|--------------|------------|-------------|-------------|------------|-----------|-----|
| <u>CONTRIBUTIONS & EARNINGS</u> | | | | | | | | |
| 80-40-4030 CONTRIBUTIONS | 54,092.00 | 40,655.00 | 45,368.00 | .00 | .00 | 30,000.00 | 30,000.00 | 300 |
| 80-40-4040 INVESTMENT INCOME | 121,542.47 | 64,932.00- | 88,111.59 | 58,353.03 | 51,138.21 | 80,000.00 | 28,861.79 | 288 |
| TOTAL CONTRIBUTIONS & EARNINGS | 175,634.47 | 24,277.00- | 133,479.59 | 58,353.03 | 51,138.21 | 110,000.00 | 58,861.79 | 588 |
| TOTAL FUND REVENUE | 175,634.47 | 24,277.00- | 133,479.59 | 58,353.03 | 51,138.21 | 110,000.00 | 58,861.79 | 588 |

CITY OF OURAY
EXPENDITURES WITH COMPARISON TO BUDGET
FOR THE 8 MONTHS ENDING AUGUST 31, 2024

FIREMEN'S PENSION FUND

| | PY 3 AUDITED | PY 2 AUDITED | PY ACTUAL | PTYD ACTUAL | CYTD ACTUAL | CY BUDGET | VARIANCE | CY ESTIMATE |
|-----------------------------------|--------------|--------------|-----------|-------------|-------------|-----------|-----------|-------------|
| <u>FIREMEN'S PENSION EXPENSES</u> | | | | | | | | |
| OVERHEAD: | | | | | | | | |
| 80-50-6000 FEES | 16,304.32 | 16,439.28 | 19,622.14 | 8,502.53 | 8,208.06 | 17,000.00 | 8,791.94 | .00 |
| 80-50-6010 BENEFITS | 20,736.00 | 19,584.00 | 21,667.06 | 11,785.06 | 9,342.00 | 22,000.00 | 12,658.00 | .00 |
| TOTAL OVERHEAD | 37,040.32 | 36,023.28 | 41,289.20 | 20,287.59 | 17,550.06 | 39,000.00 | 21,449.94 | .00 |
| TOTAL FIREMEN'S PENSION EXPENSES | 37,040.32 | 36,023.28 | 41,289.20 | 20,287.59 | 17,550.06 | 39,000.00 | 21,449.94 | .00 |
| TOTAL FUND EXPENDITURES | 37,040.32 | 36,023.28 | 41,289.20 | 20,287.59 | 17,550.06 | 39,000.00 | 21,449.94 | .00 |
| NET REVENUE OVER EXPENDITURES | 138,594.15 | 60,300.28- | 92,190.39 | 38,065.44 | 33,588.15 | 71,000.00 | 37,411.85 | 58,861.79 |

DR 8400 (02/16/24)
 COLORADO DEPARTMENT OF REVENUE
 Liquor Enforcement Division
 PO BOX 17087
 Denver CO 80217-0087
 (303) 205-2300

Submit to Local Licensing Authority

OURAY LODGE NO 492
PO BOX 647
Ouray CO 81427

| Fees Due | |
|--|-----------------|
| Annual Renewal Application Fee | \$ |
| Renewal Fee | 558.75 |
| Storage Permit \$100 X _____ | \$ |
| Sidewalk Service Area \$75.00 | \$ |
| Additional Optional Premise Hotel & Restaurant \$100 X _____ | \$ |
| Related Facility - Campus Liquor Complex \$160.00 per facility | \$ |
| Amount Due/Paid | \$558.75 |

Make check payable to: Colorado Department of Revenue. The State may convert your check to a one-time electronic banking transaction. Your bank account may be debited as early as the same day received by the State. If converted, your check will not be returned. If your check is rejected due to insufficient or uncollected funds, the Department may collect the payment amount directly from your banking account electronically.

Retail Liquor License Renewal Application

Please verify & update all information below. Return to city or county licensing authority by due date.

Note that the Division will not accept cash.

- Paid by check
 Paid Online

Uploaded to MoveIt on Date

Licensee Name

BPOE LODGE

Doing Business As Name (DBA)

OURAY LODGE NO 492

Liquor License Number

04-01748-0002

License Type

Club License (city)

Sales Tax License Number

04017480002

Expiration Date

12/31/2024

Due Date

11/16/2024

Business Address

Street Address

421 MAIN ST

Phone Number

9703254510

City, State, ZIP Code

Ouray CO 81427

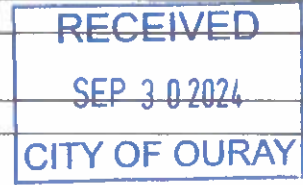
Mailing Address

Street Address

PO BOX 647

City, State, ZIP Code

Ouray CO 81427



Email

Ourayelhs492@gmail.com

Operating Manager

Jill M. Scheu

Date of Birth

AGREEMENT

This **AGREEMENT** is made and entered into this _____ day of August, 2024 by and among the City of Ouray, a Colorado home rule municipality (“**CITY**”), Alpenglow Properties Ouray, Inc. dba Twin Peaks Lodge, a Colorado for profit company with its principal place of business being 215 5th Avenue, Ouray, Colorado, 81427 & Hot Springs (“**TWIN PEAKS**”), Wiesbaden Spa and Lodging, Inc. a Colorado for profit company with its principal place of business being 625 5th Street, Ouray, Colorado, 81427 (“**WIESBADEN**”), and TMC Lodge, LLC, a Colorado limited liability company with its principal place of business being 17405 CR 122, Tyler, Texas, 75703 (“**Box Canyon Lodge**”), collectively they may be referred to as the “Parties.”

Pertinent to this Agreement are the following points:

- A. The Parties, and/or their predecessors, entered into an Agreement in 1990 recorded in the Ouray Clerk and Recorder’s records at Reception #146121 (“1990 Agreement”), which was supplemented as to the City and Wiesbaden in 2004, and certain stipulations in water rights cases, specifically including the Stipulation in Case No. 88CW134 (the “Stipulations”), as described in the 1990 Agreement, see Exhibit A.
- B. As a result of the 1990 Agreement and the various stipulations in the water rights cases, in order to prevent injury to Twin Peaks and Wiesbaden, the City is subject to limitations and conditions in its use of its geothermal wells, specifically Wells OX-2 and OX-6, and its use of the geothermal aquifer that is the source of hot springs water for the Parties.
- C. City desires to engage in geothermal well testing, to which Twin Peaks, Box Canyon Lodge, and Wiesbaden object unless such testing is done in a manner consistent with the 1990 Agreement and the Stipulations.
- D. This Agreement sets forth the conditions and procedures by which the Parties agree such geothermal well testing may occur. This Agreement in no manner amends, replaces, or otherwise alters the 1990 Agreement or the Stipulations.

In consideration of the mutual promises and covenants set forth herein, the Parties agree as follows:

1. The City will engage and pay for a professional water engineering consultant to formulate and submit to Twin Peaks, Box Canyon Lodge, and Wiesbaden a testing and monitoring plan (the “Plan”) as detailed in the Stipulation in Case No. 88CW134 and the 1990 Agreement. The Plan should address the proposed long-term testing of continuous artesian flow from Well OX-2 and the operation of Well OX-6, specifically the artesian discharge through heat exchangers and injection of the temperature reduced water into Well OX-6. Twin Peaks, Box Canyon Lodge, and Wiesbaden must approve the Plan prior to the City applying for an injection well permit from the Colorado Division of Natural Resources (DNR) or the Colorado Department of Public Health and Environment (CDPHE). The City will provide a copy of any injection well permit application to Twin Peaks and Wiesbaden at the time it submits such application to the respective state agencies. All

testing and monitoring pursuant to the accepted Plan will be conducted by and paid for by the City.

2. The City will provide the Plan to Twin Peaks, Box Canyon Lodge, and Wiesbaden not less than sixty (60) days prior to its targeted date of submittal of an application to DNR and/or CDPHE to allow for a reasonable time for review and revision by the Parties. The testing and monitoring should occur during the time of the year when flows in the geothermal aquifer are expected to be lowest, which is between November 1st and April 30th. The Plan shall include provisions to ensure continual accurate monitoring and data collection, for which data shall be promptly provided to Twin Peaks and Wiesbaden as such data is collected. Twin Peaks, Box Canyon Lodge, and Wiesbaden shall have access to the computerized Well OX-2 data at the City Pool Shop as well as monitoring data for Well OX-6.
3. The Plan should meet the requirements set forth in the stipulation in Case No. 88CW134 and shall be increased in frequency during the initial testing period. If no injury to the geothermal aquifer develops, monitoring frequency may be reduced by mutual agreement with Twin Peaks and Wiesbaden. The Plan shall include pressure readings at Wells OX-2 and OX-6.
4. City has minimized its use of Well OX-2 during the summer months of 2024 to assist with increasing water levels stored in the aquifer.
5. Nothing in this Agreement amends, replaces or otherwise changes the 1990 Agreement, the 2004 modification between the City and the Wiesbaden, or the decrees and Stipulations entered into in the water rights cases. The City agrees to reimburse Twin Peaks, Box Canyon Lodge, and Wiesbaden, \$1500 of their joint attorneys' fees for negotiation, drafting and review of this Agreement upon presentation of an invoice for same. Beyond that reimbursement, the parties are each responsible for their own attorney fees and costs.
6. Once all work under the Plan has been completed, the parties agree to review the data collected, any consultant report summarizing or providing recommendations for future use of the Wells OX-2 and OX-6, and discuss future uses of the aquifer, consistent with the terms and conditions of the 1990 Agreement, 2004 modification, and the decrees and Stipulations in the water rights cases that no injury shall occur to the senior rights of Twin Peaks, Box Canyon Lodge, and Wiesbaden as a result of the City's use of the geothermal aquifer. The parties agree that any future use of the aquifer shall not include pumping of any wells but shall rely on artesian flows out of the wells.
7. The parties agree that each will exercise good faith in performing the obligations contemplated in this agreement.
8. The parties agree to mediate any disagreement arising from this Agreement prior to initiating any litigation. Litigation shall be in a court of competent jurisdiction in Ouray County, Colorado.

WHEREFORE, the Parties represent that each of the signatories below is authorized to execute this Agreement.

City

Box Canyon Lodge

By: Ethan Funk Mayor

By:

Attest:

Melissa M. Drake

Twin Peaks

Wiesbaden

By:

By:

Request for Exception
Colorado CARE
Narrative
Sept. 4, 2024

Request for Exception: Colorado CARE, Applicant, understands and acknowledges the Covenant and Guidelines criteria and believes that there exists a legitimate and compelling reason why the Applicant should be excused from such criteria or allowed a modification of the criteria.

For the reason stated below, CARE requests and Exception to Guidelines General Provisions for all Rentals 7.3.2 Maximum Rental Rate per Housing Unit is set by the Committee and shall not exceed the rental rate for the same number of bedrooms designated by the Housing Unit's Income Eligibility Tier (see Appendix A [B]).

Background: Ouray Waterview Homes includes two homes built specifically for use as a Family Child Care Home Unit ("FCCH Unit") with the ultimate goal of selling each unit to a qualified and licensed occupant who would use the FCCH Unit as a licensed childcare facility to serve local families in need of such service. In the meantime, the City of Ouray has approved the purchase of both FCCH Units by a Qualified Owner Entity ("Colorado CARE") for long-term lease and possible lease-to-own to a Provider who would use the FCCH Unit as a licensed childcare facility.

Current Rental Rates for Ouray Waterview Homes in general and the FCCH Units in particular, have not yet been finalized. However, Colorado CARE ("CARE") needs to plan and ensure a smooth transition to the Provider for their business plan and selection as Tenant. Accordingly, CARE requests an exception to the standard rental policy for five years subject to annual review by the City of Ouray.

CARE is invested in this model of lease-to-own business start-up and balancing success of the Provider with sound financial practices. For that reason, CARE developed a strategic and fair rental structure in consultation with the Rural Homes team and RHECI (which includes Bright Futures and Other Statewide Early Childhood Partners). Below is the basis for the proposed rental structure:

1. The rent on each FCCH Unit is anchored to [the state's affordable rent table for Ouray County](#), using the allowable rent for 100% AMI and 4 bedrooms. For the rent projections for years 2 and beyond, we assume 3% annual increases in the rent table; actual changes may be higher and lower, than the estimated ones.
2. RHECI and CARE recognize that it will take time to achieve licensing for large family childcare and to build enrollment in the new programs. Thanks to a grant from the Colorado Trust to Rural Homes, discounted rent for the first three years can be offered. Specifically, discounted rent in year 1 by about 55%, in year 2 by about 40%, and in year 3 by about 15%. In year 4 and beyond, the rent will be the affordable rental rate for 100% AMI and 4 bedrooms, as set by the state of Colorado and updated annually in Appendix B to the Guidelines.

3. In accordance with CARE policy and the lease with the FCCH Unit tenant/Provider, the property can be purchased from CARE by the FCCH Unit tenant/Provider after at least two years of successful tenancy. There is no requirement for the FCCH Unit tenant/Provider to purchase at that time; CARE will continue renting to the FCCH Unit tenant/Provider for as long as they wish to remain a renter of the property.
4. The steeply discounted rent in years 1 and 2 will hopefully position tenants to save for a down payment and establish a track record of business revenues so they can qualify for a home mortgage.
5. Please note: the Colorado Trust grant funds are time limited; therefore, if the original tenant exits the property without purchasing and a new childcare tenant leases it, discounted rent may not be available.

Rental rate projection:

| Rent for Ouray Waterview Homes FCCH Units | Year 1 | Year 2 | Year 3 | Year 4 | |
|--|---------------|---------------|---------------|---------------|--|
| Full monthly rent | \$2,970 | \$3,059 | \$3,151 | \$3,245 | <i>aligned to rent for 4 BR house at 100% AMI for Ouray Co in 2024</i> |
| Discount | ~55% | ~40% | ~15% | 0% | (rounded to the nearest \$25 increment) |
| Rent charged to Provider | \$1,350 | \$1,825 | \$2,675 | \$3,245 | |

The Exception meets the general RH policy goal number 11.1.3.2.b. Promotes or recognizes the long-term commitment of the Exception Applicant to residency, employment, and community involvement within the County in which the Housing Unit is located or provides housing for a critical community need.

This is a win-win for the community.

Name of Applicant

Request for Exception to Ouray Waterview Homes Deed Restriction and Guidelines

1. All Applicants must sign and date affidavit below.
2. Attach to the Ouray Waterview Homes Application and ask for staff assistance if you have questions.

Name(s) of applicant(s): _____ Phone no. _____

Email address: _____

Please explain why you are requesting an exception. You may be required to submit required documentation to support your Request for an Exception. Please note that the City of Ouray will hear the Request for an Exception at a publicly noticed meeting and may put extra conditions on the approval. Please consult with IDS staff for typical conditions that may be required.

Please note the following exceptions **will not** be granted per the Guidelines:

11.1.4.4 To Households whose Net Assets exceed three times the Maximum Sales Price of the Housing Unit.

11.1.4.5 To Households whose income is in excess of 120% AMI.

Name of Applicant

REQUEST FOR AN EXCEPTION

Affidavit

(You may attach a typed or hand-written statement on a separate sheet if you need more room):

I, _____, hereby declare, under penalty of perjury, that the following is a true statement:

PART I

1. I/We need an exception for: _____
- 2 Explain why exception is needed: _____

PART II

The Exceptions process is explained in Guidelines §11.1-11.3. In order for your Exception Request to be considered you must demonstrate, and the Housing Authority must find that:

11.1.3.1 The Exception meets the general Ouray Waterview Homes policy goals.

Please explain: _____

11.1.3.2 The Exception meets one or more of the following review standards: Please identify any and all review standards met and explain: _____

11.1.3.2.a Promotes greater affordability through decreasing the long-term operating and maintenance costs of the Housing Unit in question; enabling the Exception Applicant to take advantage of a financing opportunity that would not be available without the Exception; and/or, protecting the long-term affordability of the Housing Unit through a price control or other similar means.

11.1.3.2.b Promotes or recognizes the long-term commitment of the Exception Applicant to residency, employment, and community involvement within the County in which the Housing Unit is located or provides housing for a critical community need.

Name of Applicant

- 11.1.3.2.c. Provides increased livability or durability in materials, finishes, fixtures or appliances or useful increased square footage (which shall not include “luxuries”).
- 11.1.3.2.d Creates living space for an additional member of the Household while maintaining the Income Tier for the Housing Unit
- 11.1.3.2.e. Enables a Household to own and occupy a Housing Unit more suitable to the Household’s needs; or
- 11.1.3.2.f. Enables the Household to respond to life circumstances that arise beyond the reasonable control of the Household (such as need to care for an Elderly or Household member who is Individual with a Disability).

Signature: _____ Date: _____

Signature: _____ Date: _____

RESOLUTION NO. 15 (SERIES 2024)

A RESOLUTION OF CITY COUNCIL OF THE CITY OF OURAY, COLORADO ADOPTING CITY OF OURAY TRADEMARKS AND THE CITY OF OURAY LOGO & BRAND GUIDELINES, DATED JUNE 7, 2024.

WHEREAS, City Council hired Tangram Design, LLC to create the City of Ouray logos and provide brand usage guidelines for the City of Ouray and the community;

WHEREAS, City Council desires to adopt new trademarks (logos) and logo and brand guidelines and directs staff to register the designated City of Ouray trademarks with the Colorado Secretary of State;

WHEREAS, City Council desires to retire the use of certain prior City of Ouray logos;

WHEREAS, the use of the newly adopted City of Ouray trademarks began on or about July 15, 2024;

WHEREAS, City Council desires to approve a licensing agreement for use of the City trademarks by the community; and

WHEREAS, City Council desires to adopt a terms of use policy for the two websites the City owns being CityofOuray.com and VisitOuray.com.

NOW, THEREFORE, BE IT RESOLVED BY THE CITY COUNCIL OF THE CITY OF OURAY, COLORADO as follows:

1. The City of Ouray trademarks set forth on the attached Exhibit A are adopted and City Council directs that all City staff implement use the new trademarks set forth therein including Department name uses, Visit Ouray uses and Destination uses.
2. The Logo & Brand Guidelines dated June 7, 2024, and attached hereto as Exhibit B are adopted as the sole guideline and standard for use of any City of Ouray trademarks.
3. The prior City of Ouray trademarks depicted on Exhibit C are hereby retired and City staff is directed not to use these logos going forward.
4. The Trademark License Agreement for Community Use with exhibits, attached as Exhibit D, is approved for use by the Tourism and Destination Marketing Director.
5. The website terms of use attached as Exhibit E is approved and City Council direct the Technology Director to post the same on the City of Ouray websites being CityofOuray.com and VisitOuray.com.

ADOPTED this 7th day of October 2024 by the Ouray City Council.

CITY OF OURAY, COLORADO

Ethan Funk, Mayor

ATTEST:

Melissa M. Drake, City Clerk

Exhibit A; Resolution 15 (Series 2024)



CITY OF
OURAY
COLORADO



CITY OF
OURAY
COLORADO



VISIT
OURAY
COLORADO



VISIT

OURAY

COLORADO







OURAY
BOX CAÑON FALLS



OURAY

BOX CAÑON FALLS



OURAY
HOT SPRINGS POOL



OURAY

HOT SPRINGS POOL



OURAY

LEE'S SKI HILL



OURAY

LEE'S SKI HILL



OURAY
COLORADO



OURAY
COLORADO

Exhibit B; City of Ouray Resolution No. 15 (Series 2024)

City Of
OURAY, CO
LOGO & BRAND GUIDELINES

FINAL: JUNE 7, 2024

| | |
|---------------------------------|----|
| Introduction | 1 |
| Key Words/ Attributes | 2 |
| Logo Design | 3 |
| Color | 4 |
| Typography | 5 |
| Retired Brandmarks | 6 |
| Breakdown of Logo | 7 |
| Area of Isolation | 8 |
| Sizing Minimums | 9 |
| Correct Placement | 10 |
| Incorrect Placement | 11 |
| Lock Up Variations | 12 |
| Colorways | 13 |
| Overview of Type | 14 |
| Color Formulas | 16 |
| Main Logo | 16 |
| Destination Badge | 17 |
| Use | 18 |
| Department Name Use | 18 |
| Visit Ouray Use | 20 |
| Community Use | 21 |
| Stacked Button Use | 22 |
| Destination Use | 23 |
| Acceptable Options | 24 |
| Incorrect Use | 25 |

PROJECT OVERVIEW

The City of Ouray desired to create a new brand and identity that will take Ouray into the future and appeal to the younger generation. A new brand and identity was developed to enhance the perception of the city, aim to attract tourists and new residents, identify the city's unique attributes, and improve cultural vibrancy and overall quality of life to encourage economic growth.

PURPOSE

The purpose of the Logo and Brand Guideline document is to provide a comprehensive reference tool that outlines the essential elements, standards, and guidelines for maintaining a consistent and coherent brand identity, messaging, and communication across various mediums. This document includes instructions and specifications regarding logo design, logo usage, color palette, typography, and other brand assets ensuring the brand items are applied consistently by internal and external stakeholders. All items in this document take into consideration the city's short/long term development goals and input from the project stakeholders. By establishing uniformity and coherence in brand representation, this guideline document helps to reinforce brand recognition, credibility, and trust among audiences, while protecting the brand's integrity and equity over time.

BRAND DEVELOPMENT

The development of the brand was heavily dictated by Ouray's stakeholders and community. They helped guide the initial research and analysis phase of the project by providing desires/expectations for the rebrand as well as important design elements and characteristics of Ouray that would steer the direction of the brand. Once various brand options were developed, multiple community engagement meetings were held so the stakeholders and community members could provide feedback on their preferred brand directions. The feedback gathered during these multiple community engagement meetings helped finalize the direction for the logo and brand. The designs presented in this document have all been reviewed and approved by Ouray's City Council, stakeholders, and community members.



Natural Environment & Hot Springs Pool



Main Street



Mount Abram



Outdoor Recreation

KEYWORDS/ATTRIBUTES

During the research and analysis phase of the project stakeholders and community members from Ouray provided a list of keywords and attributes that described characteristics of the city that would help guide the direction of the rebrand. Keywords and attributes play a fundamental role in branding as they form the foundation upon which a city's identity and reputation are built. By leveraging these unique characteristics, a city can differentiate themselves from competitors, attract tourists, investors, and businesses, and foster a sense of pride and belonging among residents. Below is a list of the main keywords and attributes from the stakeholders and community that were used to guide the Ouray rebrand.

- **Beauty**
- **Community**
- **Foward-Thinking/Future**
- **Friendly**
- **History**
- **Mount Abram**
- **Outdoors/Recreation**
- **Small Town**
- **Timeless**
- **Welcoming**



Cascade Falls



Main Street



Lee's Ski Hill



Ouray County Courthouse

LOGO DESIGN


The new logo design for Ouray combines various elements of the city’s environment, history, and culture in a visually compelling way. These different elements are used together in a modern way to give the city a progressive look and feel while still paying homage to it’s past that was desired by the city’s stakeholders and community. Below is a brief description of the different elements and features of Ouray that played a major role in the logo’s final design.

Mount Abram – Mount Abram is an obvious landmark in Ouray’s environment that visitors see immediately as they drive into the city. The mountain is an easily recognizable element that people already associate with Ouray, as it was previously highlighted in Ouray’s older logos. Due to it’s shape being easily recognizable and close association with Ouray, the mountain became a popular element the community wanted to include in the new logo design.


Valleys & Recreation – The valleys and recreation areas that surround Ouray play an important role in the city’s culture and tourism. Many visitors and resident use these areas for off-roading, hiking, climbing, and exploring. As visitors approach Ouray, the valley walls can be seen surrounding the city, creating an environment that makes Ouray unique. Highlighting the valleys in the new logo design is important because these areas fuel Ouray’s economy and are major reason why visitors/ residents come to the city.

Hot Springs & Water – The Ouray Hot Springs and Uncompahgre River are two main water features found within Ouray. The influences these bodies of water have on the environment and local community help create a unique place that visitors and residents desire. References of water and the water’s location within the environment were incorporated into the design of the new logo.


Western & Mining History – It was important to the people of Ouray that the city’s western and mining history was not forgotten in the new logo design. To pay homage to the city’s past, design elements found in ironwork, branding, and mining items we incorporated into the new logo design.



Mount Abram



Valleys & Recreation



Hot Springs & Water



Western, Mining, & Ironwork History

COLOR

Color serves as a pivotal element in a brand’s identity and communication strategy. Its careful selection and consistent application not only enhance visual appeal but also convey meanings and associations that resonate with people. By establishing a distinct color palette and adhering to it across all brand assets, a brand can solidify its identity, amplify recognition, and establish a commanding visual presence. Ultimately, color plays a fundamental role in shaping the perception of a brand, fostering trust, loyalty, and resonance with its audience.


The colors used for this brand were pulled from the natural environment surrounding Ouray and the architectural structures located on main street. It was highly important to the stakeholders and community for the brand colors to accurately represent the city’s natural environment. Below is a breakdown of the different colors selected for this brand and where the colors were taken from within the environment.

Red – The red color reflects the mineral rich mountains and soil surrounding Ouray. This color also connects with the red found in the brick and historic Victorian buildings in the city.

Blue – The blue color was take from the sky above and integral water resources that Ouray depends on, such as the ice covered mountains and the steamy hot springs.

Green – The green color references the lush vegetation in the natural environment surrounding the city.


Gray – The various gray colors used for the brand represents stone and slate that is prevalent in the area surrounding Ouray.




Red/Maroon Color



Blue Color



Green Color



Gray Colors

TYPOGRAPHY

Typography plays a crucial role in shaping the brand’s visual identity. Beyond just words on a page, the fonts chosen convey a brand’s personality, tone, and character. By selecting specific typefaces and establishing guidelines for their usage, brands can create a consistent and cohesive visual language that resonates with their target audience. Typography is a powerful tool for expressing a brand’s identity and enhancing its connection with people.

Primary Logotype – The primary logotype is influenced by older western block-type used for mining, ranching, etc. To prevent the city from having a dated look and feel a modern block-type, Ernestine Pro Bold, was chosen. This font gives the city a more modern look and feel while paying homage to the western ranch culture of Ouray’s historic past.

Secondary Font – A modern, clean, and legible sans serif font, DM Sans, was chosen for the secondary font. Choosing a simple and versatile secondary font makes it easy for the city to use and apply the font in a multitude of mediums. For example, the typeface is used to clearly support the main font elements and denotation of department names in the horizontal lock ups. The font can also be used for other city items when the primary type is not suitable.



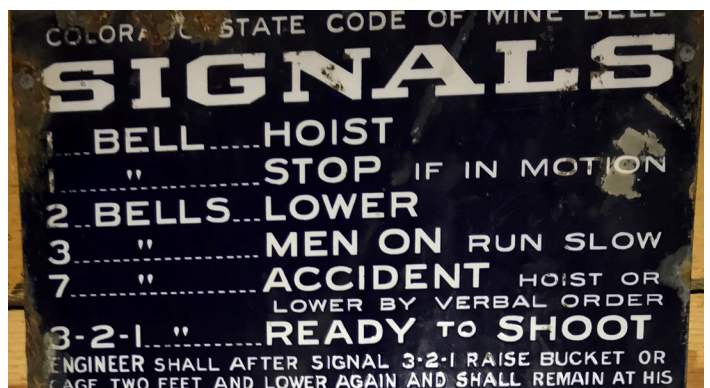
Typography from True Grit



Branding Typography




Typography from Western/Rodeo Poster



Typography from Mining Signage


RETIRED BRANDMARKS

Don't use retired versions of the logo, such as the whimsical curled logo versions, or anything with the retired tagline of "The Switzerland of America" or "The Gem of the Rockies", or "The Outdoor Recreation Capital of Colorado".




BREAKDOWN OF THE LOGO

This combination logo can be broken down into two parts- the pictorial mark and the logotype. Each of these can be used separately or together, as both elements are strong graphic representations that uphold Ouray's unique brand identity.





Logomark



AREA OF ISOLATION

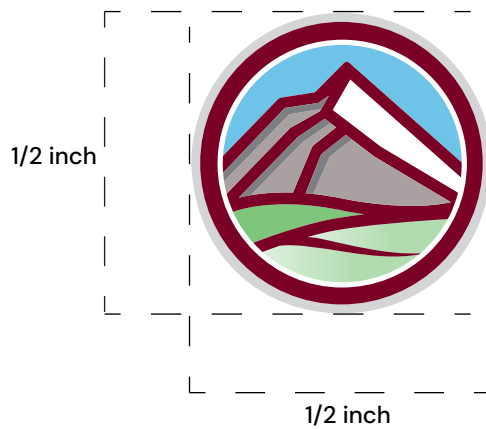

The area surrounding the logo must be free from other graphic imagery, typography, page trim, folds or any other visual elements that may hinder communication. Any background inside this clear space should be even, non-patterned, and free from typography or any other graphical elements. If the brandmark is used directly on a photographic image, the clear space area must still provide good contrast between the background and brandmark, as well as be even in tone and pattern-free. For maximum impact in graphic environments, the minimum clear space must be maintained.

The area of isolation for this brandmark is the height of the "O" in the logotype from the baseline to the cap height.



SIZING MINIMUMS

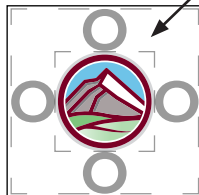
The combined brandmark should not be shown smaller than 1 inch across, while logomark cannot be shown smaller than 1/2 inch in size. (Examples below are not to scale.)





Always keep the area of isolation in mind when setting lockups close to other graphic elements or margins/edges.

Proper setting of the brandmark. Within proper sizing minimums.



When setting designs for business cards, be mindful of the isolation area as well as sizing minimums.





INCORRECT PLACEMENT

Improper setting of the lockup.

Improper setting of the landmark.



Setting artwork too close to the margin dilutes the value of the brand.



LOGO LOCK UP VARIATIONS

This versatile logo has three variations that can be used in variable settings.



Vertical Lockup

The vertical lock up has the strongest brand identity and should be used foremost for branding purposes.



Horizontal Lockup

The horizontal lockup is best used for departmental purposes including business cards, letterheads, vinyl printing for vehicles, email signatures, etc.



Stacked Lockup

The stacked logo can be used for printing stickers and social media applications but should not be the main landmark used for identity purposes.

COLORWAYS

This brand features five basic color compositions: black and white, single color, five color, full color, and reversed. The full color option should be used when ever possible. However, this isn't totally inflexible– it may also be shown as a white reverse color option (to be used when necessary).



Full Color Logo



Five Color Logo



Single Color Logo



Black and White Logo



Suggested Reverse Logo



All White Reverse Logo

OVERVIEW OF TYPE

The typography for this brand combines a modified bold display block-type font for the logotype that reflects the western ranch culture of Ouray.

The secondary font is a modern sans serif typeface that is clean and legible. This typeface will be used for the supporting font elements and the denotation of department names in the horizontal lock up.

LOGOTYPE FONT

OURAY

Logo type is Ernestine Pro Bold- modified

Ernestine Pro Bold

A B C D E F G H I J K L M

N O P Q R S T U V W X Y Z

a b c d e f g h i j k l m n o

p q r s t u v w x y z

0 1 2 3 4 5 6 7 8 9

SECONDARY FONT

COLORADO

Secondary type is DM Sans Regular and Light

DM Sans Regular

A B C D E F G H I J K L M
N O P Q R S T U V W X Y Z

a b c d e f g h i j k l m n o
p q r s t u v w x y z

0 1 2 3 4 5 6 7 8 9

DM Sans Light

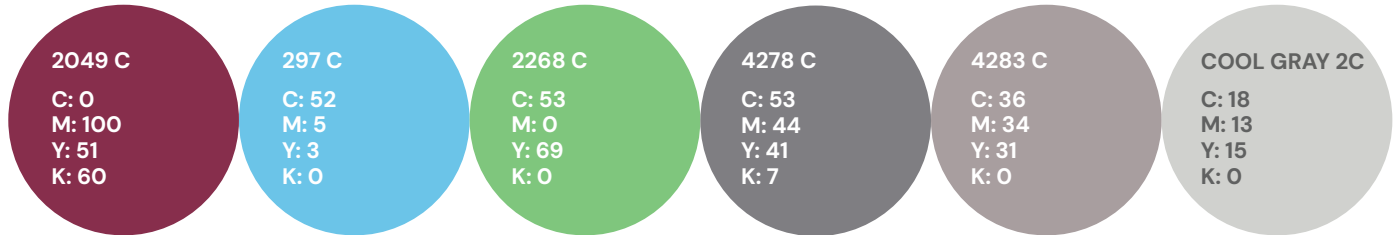
A B C D E F G H I J K L M
N O P Q R S T U V W X Y Z

a b c d e f g h i j k l m n o
p q r s t u v w x y z

0 1 2 3 4 5 6 7 8 9


MAIN LOGO- PRINT COLOR

These colors are to be used for high quality print projects where Pantone colors would be the standard for use. Any basic in-house printing should use CMYK formulas as the standard.



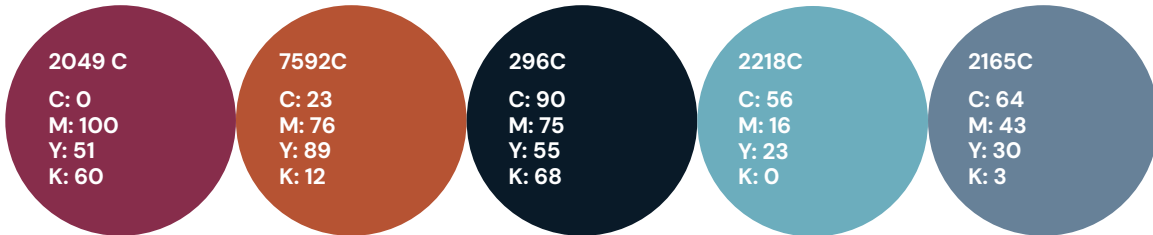
MAIN LOGO- WEB COLOR

These colors are to be used for web purposes.



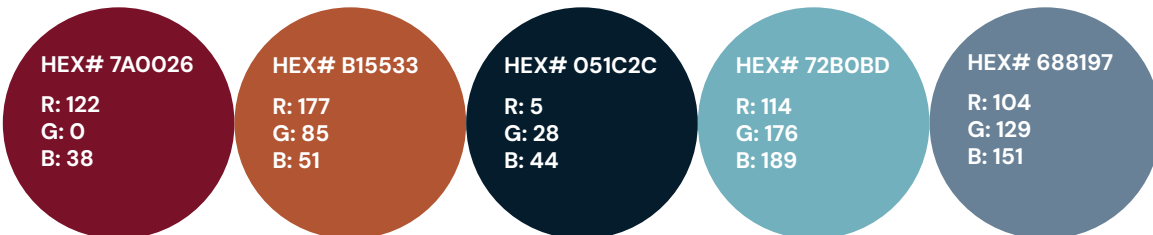
DESTINATION BADGE- PRINT COLOR

These colors are to be used for high quality print projects where Pantone colors would be the standard for use. Any basic in-house printing should use CMYK formulas as the standard.



DESTINATION BADGE- WEB COLOR

These colors are to be used for web purposes.



DEPARTMENT NAME USE

For each department a carefully typeset lock up has been created. These lock ups below are of the horizontal variation and should be used for business cards, letterheads, and other department use.





VISIT OURAY USE

A carefully typeset lock up has been created for Visit Ouray in which the logotype and secondary font are maroon. This variation is only to be used for the Visit department and should be used for business cards, letterheads and stationary, sponsorships, other departmental use, etc. While primarily designated for these purposes, exceptions may arise, and the Ouray City Administrator will assess unique situations to determine when these variations may be utilized for other purposes.



Black and White Horizontal Lockup



Single Color Horizontal Lockup



Full Color Horizontal Lockup



Single Color Vertical Lockup



Full Color Vertical Lockup

COMMUNITY USE

Many areas of the community will be using the Ouray brand for a myriad of purposes. Below are the approved variations for community use, but this is not entirely inflexible as unique situations will arise when other variations are better suited. Additional versions and any/all additional color variations must be approved by the Ouray City Administrator.



Full Color Vertical Lockup



Two Color Vertical Lockup



Black and White Vertical Lockup



Full Color Logo



Five Color Logo



Single Color Logo



Black and White Logo



Suggested Reverse Logo



All White Reverse Logo



Logotype

STACKED BUTTON USE

This stacked button variation is to be used only for social media applications, printing of stickers, or when all other acceptable options will not work.



DESTINATION USE

The city of Ouray requires distinct identification for key destinations owned and managed by the city. These destination marks must align with the Ouray brand identity while also possessing individuality to stand out effectively. The marks below will exclusively serve the destinations department's needs, including signage, apparel, stickers, posters, banners, etc.



Black and White Destination Badges



Full Color Destination Badges

Each badge has a similar yet unique color palette. All badges include maroon along the outer edge, while a dark blue color outlines the inner badge shape and the Ouray logo mark. The face of each badge is the only color that changes and it is based on the destination. The formulas for these colors can be found on page 17.

ACCEPTABLE OPTIONS

The three lockups below are the gray-scale variations of the brandmark that are recommended options when full color options shown previously are not possible.



Gray Logomark



Gray Vertical Lockup



Gray Horizontal Lockup

INCORRECT USES

It is important for the City of Ouray, Colorado brandmark to consistently appear as specified in this document. Improper use dilutes and lessens its value as an instantly recognizable brand. The following are examples of how NOT to use the master brandmark. Such deviations weaken the brand. Any modifications to the Ouray brand must be approved by the Ouray City Administrator. These examples apply to all brandmark variations.



Don't alter or change the colors of the brandmark.



Don't create abbreviated versions of the brandmark.



Don't create an outline for the brandmark.



Don't combine the brandmark with any other graphic elements or illustrations.



Don't put the brandmark on a patterned or visually competitive background.



Don't create a halo effect for the brandmark.



Don't distort the brandmark—always maintain proper height-to-width (aspect) ratio.




Don't alter or change the colors of the brandmark for use on dark backgrounds.



Don't create a drop shadow for the brandmark.

RETIRED BRANDMARKS

Don't use retired versions of the logo, such as the whimsical curled logo versions, or anything with the retired tagline of "The Switzerland of America" or "The Gem of the Rockies", or "The Outdoor Recreation Capital of Colorado".



CITY OF OURAY
AGREEMENT TO LICENSE TRADEMARK
(COMMUNITY USE)

AGREEMENT made this _____ day of _____, 20____, by and between **CITY OF OURAY**, a Colorado home rule municipality with its principal place of business being located at 320 6th Ave, Ouray, Colorado, 81427, herein referred to a Licensor; and _____, a Colorado for profit [corporation] or [LLC] with its principal place of business being located at _____, hereinafter referred to as Licensee.

WHEREAS the Licensor is the proprietor of the community trademarks set forth in the attached Exhibit A which is incorporated herein and hereinafter referred to as the Trademark, and

WHEREAS it is the desire and intention of the parties that the Licensee be permitted to use the Trademark.

NOW, THEREFORE, in consideration of the above and other valuable consideration, the parties hereto agree as follows:

1. License. The Licensor grants the Licensee the right to use, and the Licensee hereby undertakes to use, the Trademark in connection with Licensee's commercial good or services.
2. Quality of Services. The Licensee shall use the trademark only in connection with and in accordance with the specifications, direction and processes for community Trademark use set forth in attached Exhibit B which is incorporated herein and hereinafter referred to as the City of Ouray Logo & Brand Guidelines, June 7, 2024, adopted by City Council under Resolution 15 (Series 2024). The quality of the goods or the services rendered in connection with the Trademark shall be satisfactory to the Licensor and strictly adhere to the guidelines for community use Trademarks set forth in Exhibit B.
3. Inspection. During any time of this agreement, should goods or services that bear marks that infringe Licensor's mark appear on the market, Licensor may pursue infringement actions against unauthorized users but is not obligated to do so under the terms of this agreement. Licensee agrees that in the event any goods or services emanating from Licensee are marketed with or in connection with a trademark that is confusingly like the Trademark, Licensee shall act promptly to correct any defect in the quality of the goods or services or will cease use of the confusing trademark immediately.
4. Use of Trademark. Licensee shall designate the [™] trademark in superscript and in the following manner on the materials used in connection with the goods:

[Insert mark]tm

5. Extent of License. The right granted in Paragraph 1 hereof shall be nonexclusive to Licensee and is not transferable or assignable by Licensee without the Licensor's prior written consent.

8. Ownership of Trademark and Copyright. The Licensee acknowledges the Licensor's exclusive right, title, and interest in and to the Trademark and to the copyright in the Trademark and will not at any time do or cause to be done any act or thing contesting or in any way impairing or tending to impair any part of such right, title, and interest. In connection with the use of the Trademark, the Licensee shall not in any manner represent that it has any ownership in the Trademark or registration hereof, or in the copyright to the Trademark, and the Licensee acknowledges that use of the Trademark shall not create in the Licensee's favor any right, title, or interest in or to the Trademark, but all uses of the Trademark by the Licensee shall inure to the benefit of the Licensor. Upon termination of this agreement in any manner provided herein, the Licensee will cease and desist from all use of the Trademark in any way (and will deliver up to the Licensor, or its duly authorized representatives, all material and papers upon which the Trademark appears), and, furthermore, the Licensee will at no time adopt or use, without the Licensor's prior written consent, any word or mark that is likely to be similar to or confusing with the Trademark.

11. Notices. Any notices required or permitted to be given under this agreement shall be deemed sufficiently given if mailed by registered mail, postage prepaid, addressed to the party to be notified at its address shown at the beginning of this agreement or at such other address as may be furnished in writing to the notifying party.

IN WITNESS WHEREOF, the Licensor and Licensee have signed this agreement effective the day and year first written above.

LICENSOR:

Tourism and Destination Marketing Director

LICENSEE

Printed Name and Title

COMMUNITY USE

Many areas of the community will be using the Ouray brand for a myriad of purposes. Below are the approved variations for community use, but this is not entirely inflexible as unique situations will arise when other variations are better suited. Additional versions and any/all additional color variations must be approved by the Ouray City Administrator.



Full Color Vertical Lockup



Two Color Vertical Lockup



Black and White Vertical Lockup



Full Color Logo



Five Color Logo



Single Color Logo



Black and White Logo



Suggested Reverse Logo



All White Reverse Logo



Logotype

Exhibit B; Agr to License Trademark - Community Use;
October 7, 2024

City Of
OURAY, CO
LOGO & BRAND GUIDELINES

FINAL: JUNE 7, 2024

| | |
|---------------------------------|----|
| Introduction | 1 |
| Key Words/ Attributes | 2 |
| Logo Design | 3 |
| Color | 4 |
| Typography | 5 |
| Retired Brandmarks | 6 |
| Breakdown of Logo | 7 |
| Area of Isolation | 8 |
| Sizing Minimums | 9 |
| Correct Placement | 10 |
| Incorrect Placement | 11 |
| Lock Up Variations | 12 |
| Colorways | 13 |
| Overview of Type | 14 |
| Color Formulas | 16 |
| Main Logo | 16 |
| Destination Badge | 17 |
| Use | 18 |
| Department Name Use | 18 |
| Visit Ouray Use | 20 |
| Community Use | 21 |
| Stacked Button Use | 22 |
| Destination Use | 23 |
| Acceptable Options | 24 |
| Incorrect Use | 25 |

PROJECT OVERVIEW

The City of Ouray desired to create a new brand and identity that will take Ouray into the future and appeal to the younger generation. A new brand and identity was developed to enhance the perception of the city, aim to attract tourists and new residents, identify the city's unique attributes, and improve cultural vibrancy and overall quality of life to encourage economic growth.

PURPOSE

The purpose of the Logo and Brand Guideline document is to provide a comprehensive reference tool that outlines the essential elements, standards, and guidelines for maintaining a consistent and coherent brand identity, messaging, and communication across various mediums. This document includes instructions and specifications regarding logo design, logo usage, color palette, typography, and other brand assets ensuring the brand items are applied consistently by internal and external stakeholders. All items in this document take into consideration the city's short/long term development goals and input from the project stakeholders. By establishing uniformity and coherence in brand representation, this guideline document helps to reinforce brand recognition, credibility, and trust among audiences, while protecting the brand's integrity and equity over time.

BRAND DEVELOPMENT

The development of the brand was heavily dictated by Ouray's stakeholders and community. They helped guide the initial research and analysis phase of the project by providing desires/expectations for the rebrand as well as important design elements and characteristics of Ouray that would steer the direction of the brand. Once various brand options were developed, multiple community engagement meetings were held so the stakeholders and community members could provide feedback on their preferred brand directions. The feedback gathered during these multiple community engagement meetings helped finalize the direction for the logo and brand. The designs presented in this document have all been reviewed and approved by Ouray's City Council, stakeholders, and community members.



Natural Environment & Hot Springs Pool



Main Street



Mount Abram



Outdoor Recreation

KEYWORDS/ATTRIBUTES

During the research and analysis phase of the project stakeholders and community members from Ouray provided a list of keywords and attributes that described characteristics of the city that would help guide the direction of the rebrand. Keywords and attributes play a fundamental role in branding as they form the foundation upon which a city's identity and reputation are built. By leveraging these unique characteristics, a city can differentiate themselves from competitors, attract tourists, investors, and businesses, and foster a sense of pride and belonging among residents. Below is a list of the main keywords and attributes from the stakeholders and community that were used to guide the Ouray rebrand.

- **Beauty**
- **Community**
- **Foward-Thinking/Future**
- **Friendly**
- **History**
- **Mount Abram**
- **Outdoors/Recreation**
- **Small Town**
- **Timeless**
- **Welcoming**



Cascade Falls



Main Street



Lee's Ski Hill



Ouray County Courthouse

LOGO DESIGN


The new logo design for Ouray combines various elements of the city’s environment, history, and culture in a visually compelling way. These different elements are used together in a modern way to give the city a progressive look and feel while still paying homage to it’s past that was desired by the city’s stakeholders and community. Below is a brief description of the different elements and features of Ouray that played a major role in the logo’s final design.

Mount Abram – Mount Abram is an obvious landmark in Ouray’s environment that visitors see immediately as they drive into the city. The mountain is an easily recognizable element that people already associate with Ouray, as it was previously highlighted in Ouray’s older logos. Due to it’s shape being easily recognizable and close association with Ouray, the mountain became a popular element the community wanted to include in the new logo design.


Valleys & Recreation – The valleys and recreation areas that surround Ouray play an important role in the city’s culture and tourism. Many visitors and resident use these areas for off-roading, hiking, climbing, and exploring. As visitors approach Ouray, the valley walls can be seen surrounding the city, creating an environment that makes Ouray unique. Highlighting the valleys in the new logo design is important because these areas fuel Ouray’s economy and are major reason why visitors/ residents come to the city.

Hot Springs & Water – The Ouray Hot Springs and Uncompahgre River are two main water features found within Ouray. The influences these bodies of water have on the environment and local community help create a unique place that visitors and residents desire. References of water and the water’s location within the environment were incorporated into the design of the new logo.


Western & Mining History – It was important to the people of Ouray that the city’s western and mining history was not forgotten in the new logo design. To pay homage to the city’s past, design elements found in ironwork, branding, and mining items we incorporated into the new logo design.



Mount Abram



Valleys & Recreation



Hot Springs & Water



Western, Mining, & Ironwork History

COLOR

Color serves as a pivotal element in a brand’s identity and communication strategy. Its careful selection and consistent application not only enhance visual appeal but also convey meanings and associations that resonate with people. By establishing a distinct color palette and adhering to it across all brand assets, a brand can solidify its identity, amplify recognition, and establish a commanding visual presence. Ultimately, color plays a fundamental role in shaping the perception of a brand, fostering trust, loyalty, and resonance with its audience.


The colors used for this brand were pulled from the natural environment surrounding Ouray and the architectural structures located on main street. It was highly important to the stakeholders and community for the brand colors to accurately represent the city’s natural environment. Below is a breakdown of the different colors selected for this brand and where the colors were taken from within the environment.

Red – The red color reflects the mineral rich mountains and soil surrounding Ouray. This color also connects with the red found in the brick and historic Victorian buildings in the city.

Blue – The blue color was take from the sky above and integral water resources that Ouray depends on, such as the ice covered mountains and the steamy hot springs.

Green – The green color references the lush vegetation in the natural environment surrounding the city.


Gray – The various gray colors used for the brand represents stone and slate that is prevalent in the area surrounding Ouray.




Red/Maroon Color



Blue Color



Green Color



Gray Colors

TYPOGRAPHY

Typography plays a crucial role in shaping the brand’s visual identity. Beyond just words on a page, the fonts chosen convey a brand’s personality, tone, and character. By selecting specific typefaces and establishing guidelines for their usage, brands can create a consistent and cohesive visual language that resonates with their target audience. Typography is a powerful tool for expressing a brand’s identity and enhancing its connection with people.

Primary Logotype – The primary logotype is influenced by older western block-type used for mining, ranching, etc. To prevent the city from having a dated look and feel a modern block-type, Ernestine Pro Bold, was chosen. This font gives the city a more modern look and feel while paying homage to the western ranch culture of Ouray’s historic past.

Secondary Font – A modern, clean, and legible sans serif font, DM Sans, was chosen for the secondary font. Choosing a simple and versatile secondary font makes it easy for the city to use and apply the font in a multitude of mediums. For example, the typeface is used to clearly support the main font elements and denotation of department names in the horizontal lock ups. The font can also be used for other city items when the primary type is not suitable.



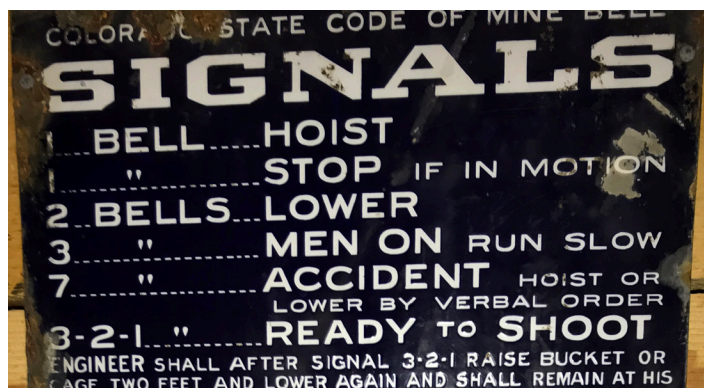
Typography from True Grit



Branding Typography




Typography from Western/Rodeo Poster



Typography from Mining Signage


RETIRED BRANDMARKS

Don't use retired versions of the logo, such as the whimsical curled logo versions, or anything with the retired tagline of "The Switzerland of America" or "The Gem of the Rockies", or "The Outdoor Recreation Capital of Colorado".




BREAKDOWN OF THE LOGO

This combination logo can be broken down into two parts- the pictorial mark and the logotype. Each of these can be used separately or together, as both elements are strong graphic representations that uphold Ouray's unique brand identity.





Logomark



AREA OF ISOLATION

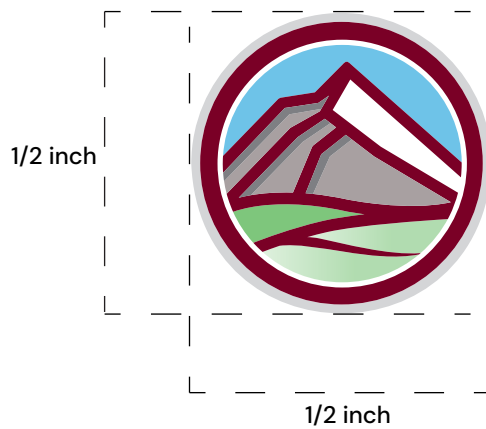

The area surrounding the logo must be free from other graphic imagery, typography, page trim, folds or any other visual elements that may hinder communication. Any background inside this clear space should be even, non-patterned, and free from typography or any other graphical elements. If the brandmark is used directly on a photographic image, the clear space area must still provide good contrast between the background and brandmark, as well as be even in tone and pattern-free. For maximum impact in graphic environments, the minimum clear space must be maintained.

The area of isolation for this brandmark is the height of the "O" in the logotype from the baseline to the cap height.



SIZING MINIMUMS

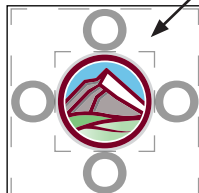
The combined brandmark should not be shown smaller than 1 inch across, while logomark cannot be shown smaller than 1/2 inch in size. (Examples below are not to scale.)





Always keep the area of isolation in mind when setting lockups close to other graphic elements or margins/edges.

Proper setting of the brandmark. Within proper sizing minimums.



When setting designs for business cards, be mindful of the isolation area as well as sizing minimums.





INCORRECT PLACEMENT

Improper setting of the lockup.

Improper setting of the landmark.



Setting artwork too close to the margin dilutes the value of the brand.



LOGO LOCK UP VARIATIONS

This versatile logo has three variations that can be used in variable settings.



Vertical Lockup

The vertical lock up has the strongest brand identity and should be used foremost for branding purposes.



Horizontal Lockup

The horizontal lockup is best used for departmental purposes including business cards, letterheads, vinyl printing for vehicles, email signatures, etc.



Stacked Lockup

The stacked logo can be used for printing stickers and social media applications but should not be the main landmark used for identity purposes.

COLORWAYS

This brand features five basic color compositions: black and white, single color, five color, full color, and reversed. The full color option should be used when ever possible. However, this isn't totally inflexible– it may also be shown as a white reverse color option (to be used when necessary).



Full Color Logo



Five Color Logo



Single Color Logo



Black and White Logo



Suggested Reverse Logo



All White Reverse Logo

OVERVIEW OF TYPE

The typography for this brand combines a modified bold display block-type font for the logotype that reflects the western ranch culture of Ouray.

The secondary font is a modern sans serif typeface that is clean and legible. This typeface will be used for the supporting font elements and the denotation of department names in the horizontal lock up.

LOGOTYPE FONT

OURAY

Logo type is Ernestine Pro Bold- modified

Ernestine Pro Bold

A B C D E F G H I J K L M

N O P Q R S T U V W X Y Z

a b c d e f g h i j k l m n o

p q r s t u v w x y z

0 1 2 3 4 5 6 7 8 9

SECONDARY FONT

COLORADO

Secondary type is DM Sans Regular and Light

DM Sans Regular

A B C D E F G H I J K L M
N O P Q R S T U V W X Y Z

a b c d e f g h i j k l m n o
p q r s t u v w x y z

0 1 2 3 4 5 6 7 8 9

DM Sans Light

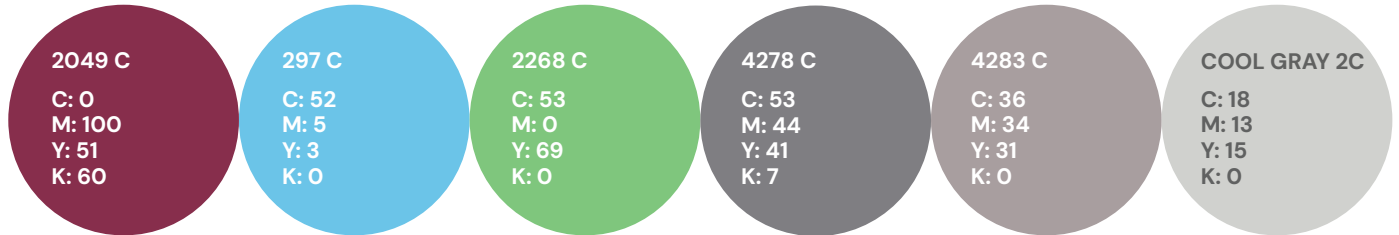
A B C D E F G H I J K L M
N O P Q R S T U V W X Y Z

a b c d e f g h i j k l m n o
p q r s t u v w x y z

0 1 2 3 4 5 6 7 8 9


MAIN LOGO- PRINT COLOR

These colors are to be used for high quality print projects where Pantone colors would be the standard for use. Any basic in-house printing should use CMYK formulas as the standard.



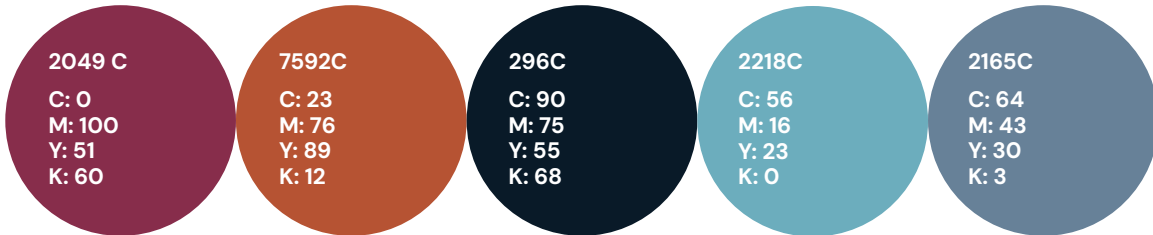
MAIN LOGO- WEB COLOR

These colors are to be used for web purposes.



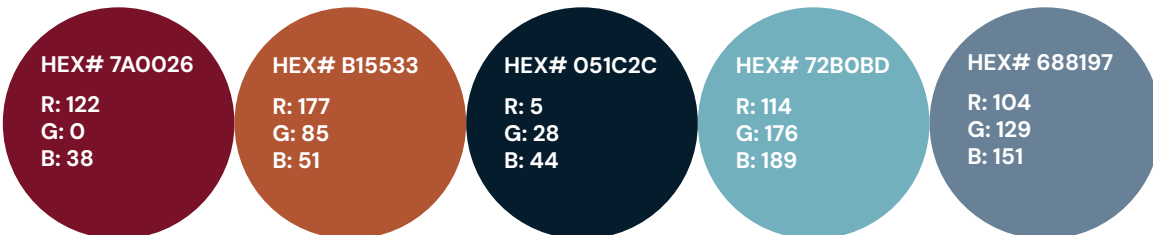
DESTINATION BADGE- PRINT COLOR

These colors are to be used for high quality print projects where Pantone colors would be the standard for use. Any basic in-house printing should use CMYK formulas as the standard.



DESTINATION BADGE- WEB COLOR

These colors are to be used for web purposes.



DEPARTMENT NAME USE

For each department a carefully typeset lock up has been created. These lock ups below are of the horizontal variation and should be used for business cards, letterheads, and other department use.





VISIT OURAY USE

A carefully typeset lock up has been created for Visit Ouray in which the logotype and secondary font are maroon. This variation is only to be used for the Visit department and should be used for business cards, letterheads and stationary, sponsorships, other departmental use, etc. While primarily designated for these purposes, exceptions may arise, and the Ouray City Administrator will assess unique situations to determine when these variations may be utilized for other purposes.



Black and White Horizontal Lockup



Single Color Horizontal Lockup



Full Color Horizontal Lockup



Single Color Vertical Lockup



Full Color Vertical Lockup

COMMUNITY USE

Many areas of the community will be using the Ouray brand for a myriad of purposes. Below are the approved variations for community use, but this is not entirely inflexible as unique situations will arise when other variations are better suited. Additional versions and any/all additional color variations must be approved by the Ouray City Administrator.



Full Color Vertical Lockup




Two Color Vertical Lockup



Black and White Vertical Lockup



Full Color Logo



Five Color Logo



Single Color Logo



Black and White Logo



Suggested Reverse Logo



All White Reverse Logo



Logotype

STACKED BUTTON USE

This stacked button variation is to be used only for social media applications, printing of stickers, or when all other acceptable options will not work.



DESTINATION USE

The city of Ouray requires distinct identification for key destinations owned and managed by the city. These destination marks must align with the Ouray brand identity while also possessing individuality to stand out effectively. The marks below will exclusively serve the destinations department's needs, including signage, apparel, stickers, posters, banners, etc.



Black and White Destination Badges



Full Color Destination Badges

Each badge has a similar yet unique color palette. All badges include maroon along the outer edge, while a dark blue color outlines the inner badge shape and the Ouray logo mark. The face of each badge is the only color that changes and it is based on the destination. The formulas for these colors can be found on page 17.

ACCEPTABLE OPTIONS

The three lockups below are the gray-scale variations of the brandmark that are recommended options when full color options shown previously are not possible.



Gray Logomark



Gray Vertical Lockup



Gray Horizontal Lockup

INCORRECT USES

It is important for the City of Ouray, Colorado brandmark to consistently appear as specified in this document. Improper use dilutes and lessens its value as an instantly recognizable brand. The following are examples of how NOT to use the master brandmark. Such deviations weaken the brand. Any modifications to the Ouray brand must be approved by the Ouray City Administrator. These examples apply to all brandmark variations.



Don't alter or change the colors of the brandmark.



Don't create abbreviated versions of the brandmark.



Don't create an outline for the brandmark.



Don't combine the brandmark with any other graphic elements or illustrations.



Don't put the brandmark on a patterned or visually competitive background.



Don't create a halo effect for the brandmark.



Don't distort the brandmark—always maintain proper height-to-width (aspect) ratio.



Don't alter or change the colors of the brandmark for use on dark backgrounds.



Don't create a drop shadow for the brandmark.

Exhibit E; Resolution 15 (Series 2024)

WEB SITE TERMS OF USE

IMPORTANT! THESE TERMS OF USE GOVERN YOUR USE OF THIS SITE, WHICH IS PROVIDED BY THE CITY OF OURAY. BY ACCESSING AND USING THIS SITE, YOU ARE INDICATING YOUR ACKNOWLEDGMENT AND ACCEPTANCE OF THESE TERMS OF USE. YOU AGREE TO BE BOUND BY THESE TERMS OF USE. IF YOU DO NOT WISH TO BE BOUND BY THESE TERMS OF USE, PLEASE EXIT THE SITE NOW. THESE TERMS OF USE ARE SUBJECT TO CHANGE BY THE CITY OF OURAY AT ANY TIME IN ITS DISCRETION. YOUR USE OF THIS SITE AFTER SUCH CHANGES ARE IMPLEMENTED CONSTITUTES YOUR ACKNOWLEDGMENT AND ACCEPTANCE OF THE CHANGES. PLEASE CONSULT THESE TERMS OF USE REGULARLY.

1. RESTRICTIONS ON USE

You may use this site for purposes expressly permitted by this site. You may not use this site for any other purpose, including any commercial purpose, without the CITY OF OURAY'S express prior written consent. For example, you may not (and may not authorize any other party to) (i) co-brand this site, or (ii) frame this site, or (iii) hyper-link to this site, without the express prior written permission of an authorized representative of the CITY OF OURAY. For purposes of these Terms of Use, "co-branding" means to display a name, logo, trademark, or other means of attribution or identification of any party in such a manner as is reasonably likely to give a user the impression that such other party has the right to display, publish, or distribute this site or content accessible within this site. You agree to cooperate with the CITY OF OURAY in causing any unauthorized co-branding, framing or hyper-linking immediately to cease.

2. PROPRIETARY INFORMATION

The material and content accessible from this site, and any other World Wide Web site owned, operated, licensed, or controlled by the CITY OF OURAY (the "Content") is the proprietary information of the CITY OF OURAY or the party that provided the Content to the CITY OF OURAY, and the CITY OF OURAY or the party that provided the Content to the CITY OF OURAY retains all right, title, and interest in the Content. Accordingly, the Content may not be copied, distributed, republished, uploaded, posted, or transmitted in any way without the prior written consent of the CITY OF OURAY, except that you may print out a copy of the Content solely for your personal use. In doing so, you may not remove or alter, or cause to be removed or altered, any copyright, trademark, trade name, service mark, or any other proprietary notice or legend appearing on any of the Content. Modification or use of the Content except as expressly provided in these Terms of Use violates the CITY OF OURAY's intellectual property rights. Neither title nor intellectual property rights are transferred to you by access to this site.

3. HYPER-LINKS

This site may be hyper-linked to other sites which are not maintained by, or related to, the CITY OF OURAY. Hyper-links to such sites are provided as a service to users and are not sponsored by or affiliated with this site or the CITY OF OURAY. the CITY OF OURAY has not reviewed any or all such sites and is not responsible for the content of those sites. Hyper-links are to be accessed at the user's own risk, and the CITY OF OURAY makes no representations or warranties about the content, completeness, or accuracy of these hyper-links or the sites hyper-linked to this site. Further, the inclusion of any hyper-link to a third-party site does not necessarily imply endorsement by the CITY OF OURAY of that site.

4. DISCLAIMER

You understand that the CITY OF OURAY cannot and does not guarantee or warrant that files available for downloading from the Internet will be free of viruses, worms, Trojan horses, or other code that may manifest contaminating or destructive properties. You are responsible for implementing sufficient procedures and checkpoints to satisfy your requirements for accuracy of data input and output, and for maintaining a means external to this site for the reconstruction of any lost data. the CITY OF OURAY does not assume any responsibility or risk for your use of the Internet. The Content is not necessarily complete and up-to-date and should not be used to replace any written reports, statements, or notices provided by the CITY OF OURAY. Information obtained by using this site is not exhaustive and does not cover all issues, topics, or facts that may be relevant to your goals.

5. OMISSIONS IN SUCH CONTENT

All of the information in this site, whether historical in nature or forward-looking, speaks only as of the date the information is posted on this site, and the CITY OF OURAY does not undertake any obligation to update such information after it is posted or to remove such information from this site if it is not, or is no longer, accurate or complete.

6. INDEMNITY

You will indemnify and hold the CITY OF OURAY, its employees, agents, and officers, and contractors (the "Indemnified Parties") harmless from any breach of these Terms of Use by you, including any use of Content other than as expressly authorized in these Terms of Use. You agree that the Indemnified Parties will have no liability in connection with any such breach or unauthorized use, and you agree to indemnify any and all resulting loss, damages, judgments, awards, costs, expenses, and attorneys' fees of the Indemnified Parties in connection therewith. You will also indemnify and hold the Indemnified Parties harmless from and against any claims brought by third parties arising out of your use of the information accessed from this site.

7. TRADEMARKS

Trademarks, service marks, and logos appearing in this site are the property of the CITY OF OURAY or the party that provided the trademarks, service marks, and logos to the CITY OF OURAY. The CITY OF OURAY and any party that provided trademarks, service marks, and logos to the CITY OF OURAY retain all rights with respect to any of their respective trademarks, service marks, and logos appearing in this site. If you desire to use a City of Ouray trademark, you must enter into a Trademark License Agreement with the City of Ouray Tourism and Destination Marketing Director. There is no charge for use of a trademark so long as you execute the agreement with the City of Ouray.

8. INFORMATION YOU MAY PROVIDE

You may not post, send, submit, publish, or transmit in connection with this site any material that:

- you do not have the right to post, including proprietary material of any third party;
- advocates illegal activity or discusses an intent to commit an illegal act;
- is vulgar, obscene, pornographic, or indecent;
- does not pertain directly to this site;
- threatens or abuses others, libels, defames, invades privacy, stalks, is obscene, pornographic, racist, abusive, harassing, threatening, or offensive;
- seeks to exploit or harm children by exposing them to inappropriate content, asking for personally identifiable details, or otherwise;
- infringes any intellectual property or other right of any entity or person, including violating anyone's copyrights or trademarks or their rights of publicity;
- violates any law or may be considered to violate any law;
- impersonates or misrepresents your connection to any other entity or person or otherwise manipulates headers or identifiers to disguise the origin of the content;
- advertises any commercial endeavor (e.g., offering for sale products or services) or otherwise engages in any commercial activity (e.g., conducting raffles or contests, displaying sponsorship banners, and/or soliciting goods or services) except as may be specifically authorized on this site;
- solicits funds, advertisers, or sponsors;
- includes programs that contain viruses, worms, and/or Trojan horses or any other computer code, files, or programs designed to interrupt, destroy, or limit the functionality of any computer software or hardware or telecommunications;
- disrupts the normal flow of dialogue, causes a screen to scroll faster than other users are able to type or otherwise act in a way which affects the ability of other people to engage in real-time activities via this site;
- includes MP3 format files;
- amounts to a "pyramid" or similar scheme;
- disobeys any policy or regulations established from time to time regarding use of this site or any networks connected to this site; or
- contains hyper-links to other sites that contain content that falls within the descriptions set forth above.

The CITY OF OURAY reserves the right to monitor use of this site to determine compliance with these Terms of Use, as well the right to remove or refuse any information for any reason. Notwithstanding these rights, you remain solely responsible for the content of your submissions. You acknowledge and agree that neither the CITY OF OURAY nor any third party that provides Content to the CITY OF OURAY will assume or have any liability for any action or inaction by the CITY OF OURAY or such third party with respect to any submission.

9. SECURITY

Any passwords used for this site are for individual use only. You will be responsible for the security of your password (if any). The CITY OF OURAY is entitled to monitor your password and, at its discretion, require you to change it. If you use a password that the CITY OF OURAY considers insecure, the CITY OF OURAY will be entitled to require the password to be changed and/or terminate your account.

You are prohibited from using any services or facilities provided in connection with this site to compromise security or tamper with system resources and/or accounts. The use or distribution of tools designed for compromising security (e.g., password guessing programs, cracking tools, or network probing tools) is strictly prohibited. If you become involved in any violation of system security, the CITY OF OURAY reserves the right to release your details to system administrators at other sites to assist them in resolving security incidents. The CITY OF OURAY reserves the right to investigate suspected violations of these Terms of Use.

10. MISCELLANEOUS

These Terms of Use will be governed and interpreted pursuant to the laws of the State of Colorado, United States of America, notwithstanding any principles of conflicts of law. You specifically consent to personal jurisdiction in Colorado in connection with any dispute between you and the CITY OF OURAY arising out of these Terms of Use or pertaining to the subject matter hereof. The parties to these Terms of Use each agree that the exclusive venue for any dispute between the parties arising out of these Terms of Use or pertaining to the subject matter of these Terms of Use will be in the state and federal courts in Ouray, Colorado. If any part of these Terms of Use is unlawful, void, or unenforceable, that part will

be deemed severable and will not affect the validity and enforceability of any remaining provisions. These Terms of Use constitute the entire agreement among the parties relating to this subject matter. Notwithstanding the foregoing, any additional terms and conditions on this site will govern the items to which they pertain. the CITY OF OURAY may revise these Terms of Use at any time by updating this posting.

Last updated: October 7, 2024.

© 2024 CITY OF OURAY

DRAFT

To: City of Ouray, and Carol Viner, Attorney for City of Ouray
RE: Childcare Provider Minimum Number of Children-Ouray Waterview Homes
From: Lois Major
Date: 9/26/2024
Meeting: TBD

Program Goal: The goal of the FCCH program in Ouray is to establish homecare from licensed providers who eventually obtain licenses as Large Child Care Home Providers that provide childcare services to serve local families in need of such service.

Background: There is a progression in home child care in Colorado. A provider can continue at any level during the progression. For the Ouray FCCH Units, the goal is the Large License.

FN: An unlicensed home provider can care for up to 4 children (including provider's own)

Small: A licensed provider can care for up to 6 children including her own.

Large: A licensed provider can care for up to 12 children including her own. Under this license, more children can be added with an assistant.

Support from Bright Futures: Bright Futures supports this change which allows some flexibility as new providers get trained and licensed through the State of Colorado.

Issue: How can we accommodate home child care providers as they transition from unlicensed to Small and finally to Large and establish their child care business?

Current Regulations and Discussion: The OPERATIONS AGREEMENT AND COVENANT, Provider for Family Child Care Home Unit (Ouray Waterview Homes) and OPERATIONS AGREEMENT AND COVENANT Qualified Entity Owner for Family Child Care Home Unit (Ouray Waterview Homes) were approved as Appendix F & G, respectively to Resolution 11 of series 2024 (the updated Guidelines) by the Ouray City Council (7.15.2024). In both documents the required minimum number of children under the Provider's care is 6.

Appendix F Provider §8.c Dates and Hours of Operation. Provider shall operate Facility for a minimum of 1,200 hours per year with a **minimum of six (6) unique children** per year who are not members of the Provider's Household. The Facility shall be open to Provider's clients on a regular basis and as contractually obligated to those clients.

Appendix G QOE: § 6.c.3) Dates and Hours of Operation. Provider shall operate Facility for a minimum of 1,200 hours per year with a **minimum of six (6) unique children** per year who are not members of the Provider's Household. The Facility shall be open to Provider's clients on a regular basis and as contractually obligated to those clients.

The original drafts of the operations agreement had a minimum of three (3) children but was increased to six (6) in the final draft to encourage and mandate the Large Child Care license. This is the ultimate goal but is unrealistic for the emerging business owner and licensing applicant.

Solution: The easiest solution is to revert to a lower number for the minimum unique children to four (4) and remove “who are not members of the Provider’s Household.”. Accordingly, a provider who is not yet licensed may care for children in her home during the licensing stages.

Proposed changes to *Appendix F Provider §8.c Dates and Hours of Operation* and *Appendix G QOE: § 6.c.3) Dates and Hours of Operation*:

Provider shall operate Facility for a minimum of 1,200 hours per year with a **minimum of six (6) four (4) unique children** per year ~~who are not members of the Provider’s Household~~. The Facility shall be open to Provider's clients on a regular basis and as contractually obligated to those clients.

**INTERGOVERNMENTAL AGREEMENT BETWEEN
TOWN OF RIDGWAY, CITY OF OURAY, AND OURAY COUNTY,
ESTABLISHING AN AFFORDABLE HOUSING SERVICES ADMINISTRATOR**

THIS AGREEMENT is entered into effective this ____ day of _____, 2024, by and between: the Town of Ridgway, Colorado (Ridgway); and the City of Ouray, Colorado (Ouray), both of which are home rule municipalities within Ouray County, Colorado; and Ouray County, Colorado (County), a statutory county in the State of Colorado, (collectively the Parties or individually the Party).

Purpose of Agreement

- A. Article XIV, Section 18(2)(A) of the Colorado Constitution, and C.R.S. § 29-20-101 enable the Parties to enter into Intergovernmental Agreements (IGA) and authorize each of the Parties to perform the functions described herein, as provided in C.R.S. § 29-20-105.
- B. Intergovernmental Agreements that provide functions or services, including the sharing of costs of such services or functions, by political subdivisions of the State of Colorado, are specifically authorized by C.R.S. § 29-1-203 and encouraged in order that the inhabitants of such political subdivisions may thereby secure high quality governmental services. Any such agreement shall set forth fully the purposes, powers, rights, obligations, and the responsibilities, financial and otherwise, of the contracting parties. C.R.S. § 29-1-203(2). Any such agreement may provide for the joint exercise of the function, service, or facility, including the establishment of a separate legal entity to do so. C.R.S. §29-1-203(4).
- C. C.R.S. § 29-32-105(3)(d)(II), titled “Affordable Housing Commitments,” further provides, “Regional partnership is encouraged. Local governments . . . may enter into written agreements . . . that allow each jurisdiction to receive partial credit towards the local government’s growth requirements for the purpose of calculating whether the local government . . . has met the requirements of subsection (1) of this section. The sum of the total units credited to the local governments . . . shall not exceed the number of units produced through the collaboration.”
- D. The Parties recognize the need for fiscal, policy, legal, and administrative benefits for entering into this Agreement, and hereby want to memorialize such understanding herein, due to: (1) the limited initial supply of affordable housing within their jurisdictions; (2) the need to pool total initial baseline and housing increase numbers among all Parties with the potential for upcoming affordable housing projects that may occur sporadically as specific projects come online under Proposition 123; (3) increasing development pressures coupled with a severe lack of affordable housing for the local workforce and local community; and (4) the benefits of collaborative pooling of any available fiscal, legal, policy, and administrative expertise and resources among the Parties in furtherance of mutually beneficial affordable housing objectives.
- E. C.R.S. § 29-26-101(1)(c) further provides that, “As an initial step in fostering the establishment of affordable housing dwelling unit programs that will satisfy the housing

needs of all the residents of a particular jurisdiction, it is appropriate for the general assembly to authorize local governments to establish affordable housing dwelling unit advisory boards.” This type of formal advisory board may be established by ordinance, under C.R.S. § 29-26-103(1).

- F. C.R.S. § 29-26-104.5(8) provides that a multi-jurisdictional housing authority “established by contracting member governments shall, if the contract so provides, be the successor to any nonprofit corporation, agency, or other entity theretofore organized by the contracting member governments to provide the same function, service, or facility, and such authority shall be entitled to all the rights and privileges and shall assume all the obligations and liabilities of such other entity under existing contracts to which such other entity is a party.”

In consideration of the covenants and conditions contained herein and the mutual benefits to be derived hereby, the Parties agree as follows.

I. DEFINITIONS

1. Administrator: Affordable Housing Services Administrator
2. Affordable Housing: Defined in C.R.S. § 29-32-101(2), as amended.
3. Agreement: This Inter-Governmental Agreement.
4. County: Ouray County
5. Ouray: City of Ouray
6. Ridgway: Town of Ridgway
7. Local Government Executives: The Ouray County Manager, Ridgway Town Manager, and Ouray City Administrator, or designee(s).
8. Parties: County, Ouray, and Ridgway.

II. AFFORDABLE HOUSING SERVICES ADMINISTRATOR

1. **Affordable Housing Services Administrator.** The Parties agree that in the interests of promoting affordable housing availability and the efficient administration of affordable housing projects and services in the unincorporated Ouray County, in the City of Ouray, and in the Town of Ridgway, this Agreement hereby creates a joint Affordable Housing Services Administrator (“Administrator”). The Administrator shall perform the duties and functions as prescribed herein and such other duties and functions as may from time to time be required by the Local Government Executives and/or the Parties’ governing bodies, and as more fully described in the Administrator Scope of Work in Exhibit A, and which is fully incorporated into this Agreement. The Parties agree that the Administrator may also provide services specific to Ouray, Ridgway, or Ouray County that do not overlap with the combined affordable housing needs of the Parties, and that any such services shall be identified in the Scope of Work or a separate addendum between the Administrator and any Party or Parties.
 - a. **Role.** The Administrator is a separate non-profit entity and is not an employee of Ouray, Ridgway, or the County. The Administrator shall perform its duties under this

Agreement and the Scope of Work, as may be amended, as an independent contractor and not as an employee of the County, Ouray, or Ridgway. Neither the Administrator nor any employee of the Administrator shall be deemed to be an agent of any of the Parties, unless as specifically authorized herein. The Administrator and her/his employees are not entitled to unemployment insurance or workers' compensations benefits through the Parties, and the Parties shall not pay for or otherwise provide such coverage. The Administrator shall provide and keep in force workers' compensation and unemployment compensation insurance in the amounts required by law, and the Administrator shall be solely responsible for its acts and those of its employees and agents.

b. Finances and Accounting.

- i. *Budget.* The Administrator shall annually consult and cooperatively work with the Local Government Executives and the Parties' governing bodies, to prepare proposed budgets for the Parties relating to affordable housing services in their respective jurisdictions, and/or on a shared central basis. The Local Government Executives, upon reviewing the annual work plan and budget as presented by the Administrator, shall decide whether to recommend, modify, and/or deny the adoption of the work plan and/or budget to the Parties' governing bodies.
- ii. *Affordable Housing Funds Provided.* The Administrator shall annually consult and cooperatively work with the Local Government Executives to ensure the proper care and custody of all Administrator funds, the prompt payment of all obligations of the Administrator, and the keeping of regular books of accounts showing receipts and expenditures of the Administrator. The Administrator shall render to the Local Government Executives and the Parties at their regular meetings as requested, for annual renewals, or sooner if requested, an account of Administrator transactions and also of the financial condition of the Administrator funds, in order to prepare budget requests and/or for other purposes.
- iii. *Accounting, Payroll, and Audit.* All accounting, payroll, and audit services for the Administrator shall be performed by an independent entity or entities approved by the Local Government Executives.
- iv. *Cost sharing.* For each fiscal year of this Agreement is in effect, the Parties shall engage in cost-sharing of one-third (1/3) per Party of Central Duties, described more fully in Exhibit A below, unless as otherwise determined in any amendment to this Agreement and/or any applicable service contract between the Parties and the Administrator. This shall include services provided under this Agreement for such normal operating expenses as guideline development, qualifying applicants, enforcement, property management, and other items as more fully described in the Operations section below and the Administrator Scope of Work in Exhibit A, as may be amended.
- v. *Payment.* Each Party shall pay for services described herein to the Administrator, subject to the execution of a separate professional services agreement (i.e. service contract) between the Parties and the Administrator, following procurement of the Administrator. Each Party shall approve any increases to the expense budget.
- vi. *Reconciliation.* On or before June 15 of each fiscal year, the actual Administrator operations for the immediately preceding fiscal year may be reviewed by each

Local Government Executive with the Administrator to determine any necessary final reimbursements (and therefore, necessary supplemental appropriations of monies by the Parties) as a result of any non-budget appropriation of Administrator expenditures, in excess of any specified “not-to-exceed” maximum contractual amounts. The Parties may, but are not required to, make all necessary appropriations within a reasonable time to reconcile the final appropriations of each entity.

c. Operations – see also, Administrator Scope of Work, Exhibit A.

- i. *Strategic Plan and Annual Work Plan/Budget.* In the first year of this Agreement, the Administrator will work with the Local Government Executives to create a strategic plan defining the overall mission, vision, values, and key objectives of the Administrator. The strategic plan may be ratified by the Parties’ respective governing bodies and shall be updated at least every five (5) years. Changes to the strategic plan may also be ratified by the Parties’ respective governing bodies. Pursuant to the approved strategic plan, the Administrator, working with the Local Government Executives, shall prepare an annual work plan and budget that specifies goals, tasks, responsible employees or entities, timelines, and required budget for the operations of the Administrator. The annual work plan and budget shall include a summary detailing progress made in the implementation of objectives set forth in the Administrator’s strategic plan, including an estimate of hours needed, and an hourly rate, for all services provided under this Agreement. The annual work plan and budget shall also include an overall not-to-exceed budget for services provided. Following the initial approval of the annual work plan by the Local Government Executives, the Administrator shall then meet with the Parties’ respective governing bodies to finalize any Annual Work Plan and requested budget. The Annual Work Plan shall be presented in August for the following calendar year and shall be the basis of the Administrator and Local Government Executives’ funding request to each Party’s respective governing bodies. The Administrator shall provide detailed financial reporting and accounting to the Local Government Executives and to the Parties’ respective governing bodies. See Scope of Work, Exhibit A.
- ii. *Affordable Housing Guidelines.* If the Parties do not already have Affordable Housing Guidelines in place, the Administrator and Local Government Executives may develop Affordable Housing Guidelines, if necessary that apply to the administration of affordable housing services under this Agreement, subject to review by the Local Government Executives and/or Parties. If approved Guidelines already exist, the Administrator shall review the Guidelines when necessary, including updates and recommendations for changes that:
 - 1) Identify category qualifications for ownership and rental housing within Ouray, Ridgway, and/or the unincorporated property of the County for the population segments identified by the Administrator as required by existing agreements and land use regulations.
 - 2) The Local Government Executives shall review the Affordable Housing Guidelines, including deletions and additions, as submitted by the Administrator. Final approval of guideline changes shall be recommended by

the Local Government Executives, and approved, modified, or denied by the respective governing bodies of the Parties.

2. **Affordable Housing Services Administrator Selection and Immediate Contact Points.**

The Parties hereby designate the County Manager, Ouray City Administrator, and Ridgway Town Manager, as the Local Government Executives. The Local Government Executives will be responsible for procuring the Administrator, providing support and guidance to the Administrator, and serving as a liaison between the Parties and the Administrator throughout the duration of the Administrator's term. The Local Government Executives shall be responsible for the following duties:

- a. **Request for Proposals.** Following the initial effective date of this Agreement, the Local Government Executives shall confer and submit a request for proposals ("RFP") for the Affordable Housing Services Administrator. The Local Government Executives may, but are not required to, submit any proposed RFP to any Party's governing body for approval and/or other input, prior to its issuance. The RFP shall include a description of Administrator functions and duties as more fully described in the Scope of Work in Exhibit A, and shall request any proposals to submit an approximate percentage of Administrator's time spent for each sub-item (A through E) in the Scope of Work, as may be amended. The initial term for the Administrator's service contract contemplated by the Parties will be for one (1) year, which may renew for additional term(s) as described herein.
- b. **Procurement, Selection, and Contracting.** The procurement of the Administrator shall be in accordance with the Ouray County Policy and Procedure Manual for Purchasing and Contracting. Ouray County shall issue a Request for Proposals (RFP) for Administrator Services, subject to approval of the Local Government Executives. The Local Government Executives shall review proposal(s) submitted, and recommend selection to the Parties' governing bodies. Services for the Parties shall begin upon final execution of a service contract between the Parties and the Administrator.
- c. **Program Support.** During the first year, the Local Government Executives shall meet informally with the Administrator on a regular basis to provide and/or request support and guidance in program development and the administration of affordable housing services and to ensure that the goals of this Agreement are being implemented. The Local Government Executives and Parties' governing bodies shall provide additional support and guidance as needed or requested.
- d. **Advice and Oversight.** The Local Government Executives shall reasonably and regularly monitor and review the Administrator's activities, including grant management and Proposition 123 compliance. The Local Government Executives shall have access to any information or documents necessary from the Administrator to perform its duties. The Local Government Executives and Administrator may update the Parties' governing bodies at reasonable intervals and upon the request of any Party.

3. **Term-Withdrawal.** The term and withdrawal provisions applicable to this Agreement are as follows:

- a. *Initial term and Renewal.* The term of this Intergovernmental Agreement shall be from the effective date hereof through December 31, 2025, and shall automatically renew for successive one-calendar-year periods thereafter, subject to the appropriation and availability of funding. As part of any annual renewal, the Parties shall specify in a writing signed by the County Manager, City of Ouray Administrator, and the Town of Ridgway Manager any mutually agreed upon modifications to this Agreement necessary to accomplish the Services identified herein, including any updated financial requirements. The deadline for any modifications shall be as soon as reasonably practicable, in accordance with the Annual Work Plan and Budget requirements in Section 1.c.i, but may also require modifications to the service contract between the Parties and the Administrator.
 - b. *Withdrawal.* Any Party may terminate this Agreement, with or without cause, upon thirty (30) days' written notice to the other Parties.
 - c. Notwithstanding the one-year term of this agreement, given the ability of any Party to opt out, participation in this Agreement shall not constitute a multiyear fiscal obligation.
4. **Legal Assistance.** The Administrator may retain independent legal counsel, as needed, for day-to-day consultation and legal advice. The Parties are not financially obligated for any legal services rendered to the Administrator, unless such obligation was approved in writing by any applicable Party, in consultation with the Parties' respective Attorney(s), and was made prior to the provision of such legal services. The Parties may, but are not required to, furnish additional legal assistance for matters that affect the Parties' rights, obligations, and duties, including but not limited to grievances, appeals, exemptions and/or exceptions authorized or determined by the Parties' governing bodies.
5. **Affordable Housing Dwelling Unit Advisory Board.** The Parties agree and acknowledge that the creation of an Affordable Housing Dwelling Unit Advisory Board may be a shared future potential goal and that any such jointly established advisory board may later supplement the role of the Affordable Housing Services Administrator and the Parties. Specifically, Colorado law provides, "To further the purposes of this article, as specified in section 29-26-101, the governing body of any local government may, by ordinance, establish an affordable housing dwelling unit advisory board. Any such board or similar entity in effect prior to July 1, 2001, shall continue to be in full force and effect after that date." C.R.S. § 29-26-103(1).
6. **Multi-Jurisdictional Housing Authority.** The Parties agree and acknowledge that the creation of a Multi-Jurisdictional Affordable Housing Authority between the Parties may be a shared future potential goal and that any such Housing Authority may be the successor-in-interest to the Administrator entity and functions specified herein, if authorized contractually and legally by the Parties. Specifically, C.R.S. § 29-26-104.5(8) provides that a multi-jurisdictional housing authority "established by contracting member governments shall, if the contract so provides, be the successor to any nonprofit corporation, agency, or other entity theretofore organized by the contracting member governments to provide the same function, service, or facility, and such authority shall be entitled to all the rights and

privileges and shall assume all the obligations and liabilities of such other entity under existing contracts to which such other entity is a party.”

III. SPECIAL PROVISIONS

7. **Assignability.** This Agreement is not assignable by any party.
8. **Modification of this Agreement.** Except as otherwise provided herein, this Agreement may be changed or modified only in writing by an agreement approved by the Board of County Commissioners, Ouray City Council, and the Ridgway Town Council, acting separately and signed by authorized officers.
9. **Entire Agreement.** This Agreement contains the entire and only agreement between the Parties, and no oral statements or representations regarding this matter that are not contained in this agreement shall be of any force or effect between the Parties.
10. **Severability.** Should any one or more sections or provisions of this Agreement be judicially adjudged invalid or unenforceable, such judgment shall not affect, impair, or invalidate the remaining provisions of this Agreement, the intention being that the various sections and provisions hereof are severable.
11. **Notice.** Any notice required or permitted under this Agreement shall be in writing and shall be provided by electronic delivery to the email addresses set forth below and by one of the following methods: 1) hand-delivery; or 2) registered or certified mail, postage pre-paid to the mailing addresses set forth below. Each party by notice sent under this paragraph may change the address to which future notices should be sent. Electronic delivery of notices shall be considered delivered upon receipt of confirmation of delivery on the part of the sender. Nothing contained herein shall be construed to preclude personal service of any notice in the manner prescribed for personal service of a summons or other legal process.

To: Ouray County
County Manager
P.O. Box C
Ouray CO, 81427
chunt@ourayco.gov

With copies to:
Ouray County Attorney
P.O. Box C
Ouray, CO 81427
lcaselli@ourayco.gov

To: City of Ouray County
****FILL IN****

With copies to:

To: Town of Ridgway
****FILL IN****

With copies to:

12. **Governmental Immunity and Insurance.** The Parties agree and understand that each Party is relying on and does not waive, by any provision of this Agreement, the monetary

limitations or terms or any other rights, immunities, and protections provided by the Colorado Governmental Immunity Act, C.R.S. 24-10-101, et seq., as from time to time amended or otherwise available to the parties or any of their officers, agents, or employees. No term or condition of this Agreement shall be construed or interpreted as a waiver, express or implied, of any of the immunities, rights, benefits, protections, or other provisions contained in these statutes and other applicable law.

13. **Current Year Obligations.** The Parties acknowledge and agree that any payments provided for hereunder or requirements for future appropriations shall constitute only currently budgeted expenditures of the parties. The Parties' obligations under this Agreement are subject to each individual party's annual right to budget and appropriate the sums necessary to provide the services set forth herein. No provision of this Agreement shall be construed or interpreted as creating a multiple fiscal year direct or indirect debt or other financial obligation of either or both parties within the meaning of any constitutional or statutory debt limitation.
14. **Binding Rights and Obligations.** The rights and obligations of the Parties under this Agreement shall be binding upon and shall inure to the benefit of the Parties and their respective successors and assigns.
15. **Waiver.** The waiver by any party to this Agreement of any term or condition of this Agreement shall not operate or be construed as a waiver of any subsequent breach by any party.
16. **No Third-Party Beneficiaries.** Nothing expressed or implied in this Agreement is intended or shall be construed to confer upon, or to give any person other than the Parties hereto, any right, remedy or claim, under or by reason of this Agreement.
17. **Governing Law.** This Agreement shall be governed by the laws of the State of Colorado, both as to interpretation and performance. The courts of the State of Colorado shall have exclusive jurisdiction to resolve any disputes arising out of this agreement and venue for any action shall be in the District Court in and for Ouray County, Colorado.
18. **Dispute Resolution.** If a disagreement or dispute arises between the Parties, the Parties shall attempt to confer and resolve the matter informally in good faith, and then the matter shall be submitted to mediation. The mediation shall be conducted by one mediator selected by the Parties, who will share the costs equally, subject to the appropriation and availability of funds.
19. **Attorney Fees and Costs.** If legal action is necessary to enforce any of the provisions of this Agreement, each Party shall be responsible for their own costs, expenses, and reasonable attorney fees.
20. **Approval and Ratification.** This Agreement may be executed in counterparts, electronically or otherwise, which shall be fully binding upon the Parties.

IN WITNESS WHEREOF, the Parties have executed this agreement effective the date first above written.

TOWN OF RIDGWAY:

John Clark, Mayor
Date Signed: _____

Attest:

Pam Kraft, Town Clerk

CITY OF OURAY:

Ethan Funk, Mayor
Date Signed: _____

Attest:

Melissa Drake, City Clerk

OURAY COUNTY:

Chair, Board of County Commissioners
Print Name: _____
Date Signed: _____

Attest:

_____, Deputy Clerk

AFFORDABLE HOUSING SERVICES ADMINISTRATOR SCOPE OF WORK – EXHIBIT A

ADMINISTRATOR ROLE. The Administrator is a separate non-profit private entity and is not an employee of Ouray, Ridgway, or the County. The Administrator shall perform its duties under this Agreement and the Scope of Work, and any additional service contract between the Parties and the Administrator, as may be amended, as an independent contractor and not as an employee of the County, Ouray, or Ridgway.

ADMINISTRATOR DUTIES AND SERVICES

I. FINANCES, STRATEGIC PLAN, AFFORDABLE HOUSING GUIDELINES, AND REPORTING.

These functions are further described in Section 1, above.

II. CENTRAL DUTIES. The Administrator shall perform the following duties and services for the Parties:

A) Affordable Housing Program Administration, Information, and Inventory Management

- i. **“One-stop shop.”** Serve as a local presence for homebuyers and renters to be a “one-stop shop” for affordable housing information and applications in Ouray, Ridgway, and within the unincorporated County.
 - a. Develop and maintain public website with information and resources.
- ii. **Affordable Housing Program**
 - a. **Fines and Fees.** Subject to approval by the Parties the Administrator shall review the fine and/or fee schedules at least once every five (5) years, and shall submit any recommended changes to the fine and/or fee schedule to the Parties.
 - b. **Buyer/Renter Qualification.** Develop qualification requirements for housing projects.
- iii. **Property Inventory.** Develop and maintain inventory of any city, county, town and/or special district property that may be suitable for Affordable Housing development.
- iv. **Housing Inventory.** Develop and maintain inventory of all deed restrictions, ground leases, rent controls and other Affordable Housing cost control mechanisms. Identify necessary cost control measures, and other necessary contingencies or similar measures for ongoing operational and maintenance expenses for rentals.

B) Deed Restriction Management and Compliance

- i. **Oversight.** Oversee the day-to-day administration of deed restrictions and guidelines.
- ii. **Administration.** Administer and/or enforce the guidelines and deed restrictions in accordance with fair housing standards and other requirements. Grant reasonable accommodations. Ongoing compliance and

verification checks and measures. Require employment verification, including third-party verification of self-employed applicants, if necessary. Work with the Parties in the event of a violation, to determine the appropriate enforcement measures and/or compliance actions. Certify business owner(s) who own a housing unit.

- iii. Exceptions, Exemptions, and Appeals. Review and determine and/or recommend decisions any exceptions in the form of applications to modify deed restrictions, including permitting capital improvement requests. Review requests for exemptions, prepare an impact report, and approve or deny or recommend the same. Review any grievances with actions of the Administrator, and prepare response(s) to the same.
- iv. Workforce Housing Program Management and Certification. Certify essential response, health care, school district, or government personnel, and government employees.
- v. Household leave of absence. Review and determine whether to approve written requests for household leaves of absence.
- vi. Qualification. Perform application qualification screenings. Hire outside accounting expertise to evaluate household income and assets, if necessary.
- vii. Lottery and Buyer Selection. Oversee lottery process and point ranking system; select buyer.
- viii. Sale and Resale. Ensure that initial sale and/or resale processes are in accordance with the deed restriction, ground lease, or other cost control measures. Determines Maximum Sales Price (MSP).

C) Grant assistance, application, and management. The Administrator shall assist the Parties in identifying, applying for, managing, complying with, and reporting requirements for any affordable housing grants, or specific housing initiatives. The Administrator shall also provide individuals with any relevant grant information after consultation with the Parties or Local Government Executives and as otherwise allowed by law and the applicable service contract between the Parties and the Administrator.

D) Homebuyer Education. Facilitate homebuyer education classes required for first time homebuyers through Housing Resource of Western Colorado or other applicable partner(s). Host classes designed to offer prospective buyers some fundamental knowledge about the home-buying process. It could cover various topics, including budgeting, lending, down payment assistance, real estate processes, homeowners' associations, and post-purchase information. Beyond the class, the administrator could provide prospective buyers with resources designed to educate individuals interested in purchasing a home and provide specific guidance on navigating the complexities of deed-restricted properties.

E) Proposition 123 compliance and reporting

- i. Perform or arrange for required housing needs assessments as required (every 3 years).

- ii. Assist in petitioning for higher Rural Resort AMIs (140%), or other AMI update(s).
- iii. Advise on other Proposition 123 compliance requirements, including “fast track”, available at: <https://engagedola.org/prop-123#:~:text=Compliance,units%20by%203%25%20each%20year>.

REMAINDER OF THIS PAGE LEFT INTENTIONALLY BLANK