

**AGENDA
OURAY CITY COUNCIL**

Monday, December 18, 2023 - 6:00 PM

**Ouray Community Center
320 6th Ave
Ouray, CO 81427**

VIRTUAL OPTION - <https://zoom.us/j/9349389230>

Meeting ID: 934 938 9230 Passcode: 491878 Or dial: 408 638 0968 or 669 900 6833

Ouray City Council Regular Meeting

- Changes to this agenda can be found on the bulletin board at City Hall
- Electronic copies of the Council Packet are available on the City website at www.cityofouray.com. A hard copy of the Packet is also available at the Administrative Office for interested citizens.
- Notice is hereby given that a majority or quorum of the Planning Commission, Community Economic Development Committee, Beautification Committee, Tourism Advisory Committee, and/or Parks and Recreation Committee may be present at the above noticed City Council meeting to discuss any or all of the matters on the agenda below for Council consideration

1. CALL TO ORDER
2. ROLL CALL
3. PLEDGE OF ALLEGIANCE
4. ACTION ITEM - Nomination and Election of Mayor Pro Tem
5. PUBLIC HEARINGS
 - a. Ordinance 15, Series 2023 - Adoption of Official Zoning Map
 - b. Ordinance 16, Series 2023 - Cleanup of New Land Use Code
6. APPROVAL OF MINUTES - December 4, 2023
7. CITIZENS' COMMUNICATION
8. CITY COUNCIL REPORTS/INFORMATION - Tamara Gulde, Peggy Lindsey, John Wood, Josh Smith, and Ethan Funk
9. DEPARTMENT REPORTS
 - a. City Administrator
 - b. Director of Finance and Administration
 - c. Information Technology Director
 - d. Communications and Community Engagement Coordinator
10. CONSENT AGENDA - Liquor License Reissue - Western Hotel Ouray
11. ACTION ITEMS
 - a. Ordinance 15, Series 2023 - Adoption of Official Zoning Map - Second Reading
 - b. Ordinance 16, Series 2023 - Cleanup of New Land Use Code - Second Reading
 - c. Resolution 9, Series 2023 - 2023 Budget Supplement
 - d. Resolution 10, Series 2023 - Clarifying Landlord EQR Credit Program
 - e. Wayfinding Iconographic Design and Monument Sign Presentation and Approval
 - f. Special Events Permit Application - OIPI, Ouray Ice Fest, January 18-21, 2024
 - g. Conveyance of Partial Rosevelt Placer Real Property and Easement Agreement Between the City of Ouray and Eric Jacobson
 - h. IGA Between City of Ouray, Town of Ridgway, and Ouray County for Shared Victim Advocate Services
 - i. Application for OEDC - Ann Fellin

- j. 2024 Ouray City Council Meeting Calendar
 - k. Mayor and City Council Committee Assignments
12. DISCUSSION ITEMS
- a. Schedule City Council Retreat
 - b. Future Agenda Items
13. ADJOURNMENT

**CITY OF OURAY
ORDINANCE NO. 15 (SERIES 2023)**

**AN ORDINANCE OF THE CITY OF OURAY ADOPTING THE NEW
OFFICIAL ZONING MAP TO DEPICT NEW OVERLAY
DISTRICTS BY REPEALING AND REPLACING SECTION 7-6-D-1
OF THE OURAY MUNICIPAL CODE.**

WHEREAS, the City Council adopted a new land use code to make building in the City of Ouray easier and adopted overlay districts such that the Official Zoning Map must be amended to reflect the new overlay districts.

WHEREAS, the new Official Zoning Map has no zone changes to any parcels within the City of Ouray limits and is being adopted to reflect the new overlay districts adopted by the City Council.

WHEREAS, the adoption of this Official Zoning Map of 2023 of the City of Ouray is necessary to preserve the public health, safety, and welfare.

NOW, THEREFORE, BE IT ORDAINED BY THE CITY COUNCIL OF THE CITY OF OURAY, COLORADO as follows:

SECTION 1: ADOPTION OF THE OFFICIAL ZONING MAP OF 2023

The official Zoning Map of 2023 of the City of Ouray, attached to this Ordinance as Exhibit A, is hereby adopted by reference. All previous versions of the Official Zoning Map have been repealed.

SECTION 2. AMENDMENTS TO THE CODE

Section 7-6-D-1 is repealed and replaced as follows:

1. The boundaries of the districts set out in this Section are shown on the Official Zoning Map of 2023 of the City of Ouray, as adopted by Ordinance No. 15 (SERIES 2023), as may be amended from time to time and is made part of this Code.

SECTION 3: EFFECTIVE DATE

The provisions of this Ordinance shall become effective January 20, 2024.

SECTION 4: SEVERABILITY

If any clause, sentence, paragraph, or part of this ordinance or the application thereof to any person or circumstances shall for any reason be adjudged by a court of competent jurisdiction invalid, such judgment shall not affect application to other persons or circumstances.

INTRODUCED, READ, APPROVED AS INTRODUCED, AND ORDERED PUBLISHED on first reading by _____ vote of the Ouray City Council this 4th day of December 2023.

CITY OF OURAY, COLORADO

By _____
Ethan Funk, Mayor

ATTEST:

Melissa M. Drake, City Clerk

INTRODUCED, READ, AND ADOPTED on second reading by _____ vote of the Ouray City Council this 18th day of December.

CITY OF OURAY, COLORADO

By _____
Ethan Funk, Mayor

ATTEST:

Melissa M. Drake, City Clerk

CERTIFICATE OF ATTESTATION

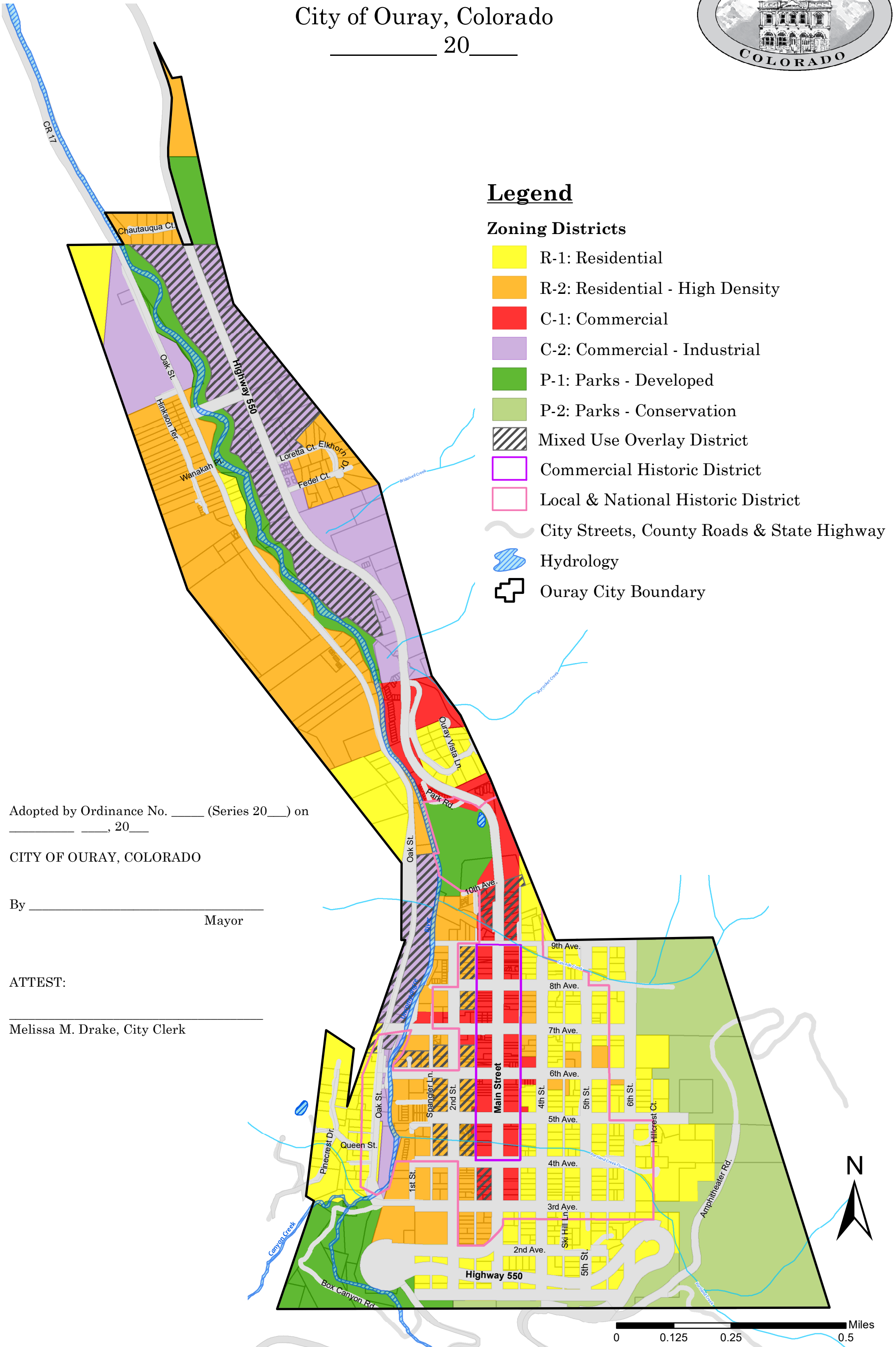
I, Melissa M. Drake, Ouray City Clerk, hereby certify that Ordinance No. 15 (Series 2023) was introduced, read, and passed by the Ouray City Council on first reading on _____, 2023. Said Ordinance was published, in summary, in the *Ouray County Plaindealer* on _____, 2023, and thereafter introduced, read, and adopted by the Ouray City Council on _____, 2023, and thereafter published in the *Ouray County Plaindealer*, as required by law.

Melissa M. Drake, City Clerk

Ouray Zoning Map

City of Ouray, Colorado

20



Adopted by Ordinance No. _____ (Series 20____) on _____, 20____

CITY OF OURAY, COLORADO

By _____ Mayor

ATTEST:

Melissa M. Drake, City Clerk



**CITY OF OURAY
ORDINANCE NO. 16 (SERIES 2023)**

**AN ORDINANCE OF THE CITY OF OURAY AMENDING THE
NEW OURAY LAND USE CODE AND THE TABLES CONTAINED
IN SECTIONS 7-5-B AND 7-7-A TO CORRECT MINOR
INCONSISTENCIES FOUND AFTER ADOPTION OF THE CODE
ON NOVEMBER 16, 2023.**

WHEREAS, the City Council adopted a new land use code to make building in the City of Ouray easier effective November 16, 2023.

WHEREAS, a review of the newly adopted code reveals minor inconsistencies which must be corrected.

WHEREAS, the corrections include replacing the word residence with dwelling in the summary table of procedures under OLUK, Section 7-5-B and repealing and replacing the table of allowed uses under Section 7-7-A to provide any real property owned by an applicant prior to November 16, 2023, the continued permitted uses of a single family, duplex, or multi-family dwellings and ADU within C1 and C2 zones.

WHEREAS, adopting these corrections to the Ouray Land Use Code is necessary to preserve the public health, safety, and welfare.

**NOW, THEREFORE, BE IT ORDAINED BY THE CITY COUNCIL OF THE
CITY OF OURAY, COLORADO as follows:**

SECTION 1: AMENDMENT TO SUMMARY TABLE OF PROCEDURES

Section 7-5-B is amended as follows:

In Section 7-5-B Summary Table of Procedures, Row 8, Column One, the word “residential” is replaced with Dwelling.

SECTION 2. REPEAL AND REPLACE TABLE OF ALLOWED USES

Section 7-7-A Table of Allowed Uses is repealed and replaced as follows:

P = Permitted Use		Blank Cell = Prohibited Use					
L = License Required							
C = Conditional Use							
Use Category	Use Type	R-1	R-2	C-1	C-2	P-1	P-2
Residential Use							
Household Living	Dwelling - Single-Family	P	P	C*	C*		
	Dwelling - Duplex	P	P	C*	C*		
	Dwelling - Multi-Family		P	C*	C*		
	Dwelling - Modular	P	P	C	C		
	Dwelling - Manufactured			C	C		
	Dwelling - Mobile Home			C	C		
	Timeshares		C	C	C		
	Accessory Dwelling Unit (ADU)	P	P	C*	C*		
Commercial Use							
General	Retail Shop			P	P		
	Office - Professional, Business			P	P		
	Wholesale Distributors				P		
	Outdoor Displays of Merchandise			P	P		
	Marijuana - Sales, Centers, Retail, Operation, Cultivation						
Arts & Entertainment	Crafting of Art, Collectibles, Handicrafts			P	P		
	Theater			P	P		
	Adult Use - Entertainment				C²		
	Adult Use - Retail			C^{1,2}	C²		
Food & Beverage Services	Bar, Tavern, Liquor Store			P	P		
	Restaurant		P	P	P		
	Fruit, Vegetable, Cider & Honey Sales				P		
	Accessory Bars & Restaurants for Lodging Business		P	P	P		
	Food Trucks			P	P		
Lodging Facilities	Lodging Business - Hotel, Motel, Bed & Breakfast, Hostel		P	P	P		
	Campground and RV park		C	C	C		
	Short Term Rental (STR)		L	L	L		
Offices, Business & Professional Services	Bank, Financial Institution			P	P		
	Professional, Government, or Administrative Office/Facility			P	P		
	Pet Boarding Kennels				C		
	Auto Service Stations				P		

Automotive, Maintenance & Repair Services	Repair Shops					P		
	Automotive Sales					P		
Storage & Warehousing	Lumber Yards					P		
	Storage Units					P		
	Builder Supply Yards					P		
	Wholesale Distributors					P		
	Warehousing					P		
	Intermodal Shipping Containers for Accessory Storage					C		
Tourist Oriented Uses	Jeep/OHV/snow machine or similar tours and rentals				C	C		
	Horse tours/boarding					C		
Public, Institutional, Open Space and Civic Uses								
Community & Cultural Facilities	Scenic Areas	P	P	P	P	P	P	
	Conservation Areas	P	P	P	P	P	P	
	Historic Preserves	P	P	P	P	P	P	
	Bird and Animal Sanctuaries	P	P	P	P	P	P	
	Public Utility Service Facilities	P	P	P	P	P	P	P
	Public Sanitation Facilities							P
	Public Water facilities							P
	Private and Fraternal Clubs				P	P		
	Churches	P	P	P	P			
	Recreational Facility					P		
	Public Schools	P	P	P	P			
Transit Uses	Street & Highway Landscaping and Beautification	P	P	P	P	P		
	Parking Lots							P
Open Space	Agriculture Open Space						P	
	Open Space, Forest Parks, Tree Planting	P	P	P	P	P	P	P
Light Industrial / Heavy Commercial								
Industrial Uses	Gravel Crushing & Screening					C		
	Cabinet, Carpentry, Machine and Welding Shops					P		
Accessory Uses								
Residential	Home Occupation	P	P	P	P			
	Accessory Structures/ Garage/ Storage	P	P	P	P			

Table Notes:

* Such uses are conditional for any real property acquired by an applicant after November 16, 2023.

1. Allowed use in the C-1 zoning district, excluding properties located within the Commercial Historic District Overlay Zone.
2. Any Adult Use shall be located no less than 300' from any K-12 school.

SECTION 3: EFFECTIVE DATE

The provisions of this Ordinance shall become effective 30 days following publication in accordance with City of Ouray Charter 3.5-G.

SECTION 4: SEVERABILITY

If any clause, sentence, paragraph, or part of this ordinance or the application thereof to any person or circumstances shall for any reason be adjudged by a court of competent jurisdiction invalid, such judgment shall not affect application to other persons or circumstances.

INTRODUCED, READ, APPROVED AS INTRODUCED, AND ORDERED PUBLISHED on first reading by _____ vote of the Ouray City Council this 4th day of December 2023.

CITY OF OURAY, COLORADO

By _____
Ethan Funk, Mayor

ATTEST:

Melissa M. Drake, City Clerk

INTRODUCED, READ, AND ADOPTED on second reading by _____ vote of the Ouray City Council this 18th day of December.

CITY OF OURAY, COLORADO

By _____
Ethan Funk, Mayor

ATTEST:

Melissa M. Drake, City Clerk

CERTIFICATE OF ATTESTATION

I, Melissa M. Drake, Ouray City Clerk, hereby certify that Ordinance No. 16 (Series 2023) was introduced, read, and passed by the Ouray City Council on first reading on _____, 2023. Said Ordinance was published, in summary, in the *Ouray County Plaindealer* on _____, 2023, and thereafter introduced, read, and adopted by the Ouray City Council on _____, 2023, and thereafter published in the *Ouray County Plaindealer*, as required by law.

Melissa M. Drake, City Clerk



Ouray City Council Regular Meeting

Monday, December 4, 2023 6:00 PM

Ouray Community Center, 320 6th Ave, Ouray, CO 81427

Ethan Funk: Present
Tamara Gulde: Present
Peggy Lindsey: Present
Josh Smith: Present
K. John Wood: Present

Also present were: City Administrator Silas Clarke, Finance and Administration Director Melissa Drake, City Resources Director Rick Noll, Police Chief Jeff Wood, Tourism and Destination Marketing Director Kailey Rhoten, IT Director Rich Willis and City Attorney Carol Viner.

1. CALL TO ORDER

Mayor Funk called the meeting to order at 6:00 pm.

2. ROLL CALL

3. PLEDGE OF ALLEGIANCE

The Pledge of Allegiance was recited.

4. APPROVAL OF MINUTES - Meetings of November 6, 20, and 28 2023

Motion to approve the minutes as presented. This motion, made by Tamara Gulde and seconded by Josh Smith, Carried.

Ethan Funk: Yea, Tamara Gulde: Yea, Peggy Lindsey: Yea, Josh Smith: Yea, K. John Wood: Yea

5. CEREMONIAL/INFORMATIONAL

- a. Recognition of Service on the Council - Councilor K. John Wood

Mayor Funk presented Councilor Wood with a plaque honoring his service to the City.

- b. Oath of Office

- Mayor - Ethan Funk
- Councilor - Peggy Lindsey
- Councilor - Michael Underwood

Judge Thomasson swore in Mayor Funk, Councilor Lindsey and Councilor Underwood.

6. CITIZENS' COMMUNICATION

Mayor Funk opened the floor for public comment. Since there were no comments, Mayor Funk closed the floor.

7. CITY COUNCIL REPORTS/INFORMATION - Tamara Gulde, Peggy Lindsey, Michael Underwood, Josh Smith, and Ethan Funk

Councilor Gulde - The business roundtable facilitated by OEDC chair Kevin Schiffer was held on November 30th. The event was well-attended. The next OEDC meeting will be on December 14th. Micro-grants are coming up. The Tri-Agency Dinner will be held December 7th at Colorado Boy Southwest. The next IPAT meeting will be on January 3rd.

Councilor Lindsey - Beautification Committee put up Christmas decorations with parks staff help. The next meeting is December 6th. The committee will discuss when to take the Christmas decorations down and when to send the flower pots for next year's flowers.

Mayor Pro Tem Smith - PARC meeting will not occur tomorrow as scheduled. A transportation group meeting still needs to be scheduled.

Councilor Underwood - nothing to report

Mayor Funk - Tree lighting ceremony was well attended. The City Administrator's annual review took place last week.

8. DEPARTMENT REPORTS

a. City Administrator

Mr. Clarke gave an overview of his report. Council asked about the timelines for the wastewater and water treatment plants. Mr. Clarke said they were both on schedule to be completed next summer.

b. Police Chief

Chief Wood read his report.

c. Fire Chief

Report in packet

d. Public Works Director

Report in Packet. Mr. Clarke reported that Public Works has been busy with the water line breaks due to pressure fluctuations. Mr. Clarke emphasized the importance of installing pressure-reducing valves to protect home water systems.

e. City Resources Director

Mr. Noll reported that Soaking with Santa will be on December 15th. The pool will be closed on Christmas, and a polar plunge will happen on New Year's Day. The River Trail was groomed for cross country skiing. The ski hill still has exposed rocks, waiting for more snow in order to open.

f. Tourism and Destination Marketing Director

Ms. Rhoten gave an overview of her report.

9. CONSENT AGENDA - Special Events Permit Application - BPOE Lodge #492 - New Year's Eve

Motion to approve the Consent Agenda. This motion, made by Peggy Lindsey and seconded by Tamara Gulde, Carried.

Ethan Funk: Yea, Tamara Gulde: Yea, Peggy Lindsey: Yea, Josh Smith: Yea, Michael Underwood: Yea

10. ACTION ITEMS

a. Ordinance 15, Series 2023 - Adoption of Official Zoning Map

Mayor Funk explained that this was overlooked when the land use code was adopted.

Motion to approve Ordinance 15, Series 2023. This motion, made by Tamara Gulde and seconded by Peggy Lindsey, Carried.

Ethan Funk: Yea, Tamara Gulde: Yea, Peggy Lindsey: Yea, Josh Smith: Yea, Michael Underwood: Yea

b. Ordinance 16, Series 2023 - Cleanup of New Land Use Code

Mayor Pro Tem Smith asked about the slope. Mr. Clarke said that City Staff are having a conference call with SEH to discuss tomorrow morning.

Motion to approve Ordinance 16, Series 2023. This motion, made by Peggy Lindsey and seconded by Josh Smith, Carried.

Ethan Funk: Yea, Tamara Gulde: Yea, Peggy Lindsey: Yea, Josh Smith: Yea, Michael Underwood: Yea

c. Emergency Ordinance 17, Series 2023 - Lowering Trash and Recycling Rates

Motion to approve Emergency Ordinance 17, Series 2023. This motion, made by Josh Smith and seconded by Tamara Gulde, Carried.

Ethan Funk: Yea, Tamara Gulde: Yea, Peggy Lindsey: Yea, Josh Smith: Yea, Michael Underwood: Yea

d. Resolution 6, Series 2023 - Landlord EQR Credit

Motion to approve Resolution 6, Series 2023. This motion, made by Peggy Lindsey and seconded by Josh Smith, Carried.

Ethan Funk: Yea, Tamara Gulde: Yea, Peggy Lindsey: Yea, Josh Smith: Yea, Michael Underwood: Yea

e. Resolution 7, Series 2023 - Adopting the 2024 City of Ouray Budget

Motion to approve Resolution 7, Series 2023. This motion, made by Tamara Gulde and seconded by Josh Smith, Carried.

Ethan Funk: Yea, Tamara Gulde: Yea, Peggy Lindsey: Yea, Josh Smith: Yea, Michael Underwood: Yea

f. Resolution 8, Series 2023 - Appropriating Funds for 2024

Motion to approve Resolution 8, Series 2023. This motion, made by Peggy Lindsey and seconded by Tamara Gulde, Carried.

Ethan Funk: Yea, Tamara Gulde: Yea, Peggy Lindsey: Yea, Josh Smith: Yea, Michael Underwood: Yea

g. First Addendum to City Administrator Employment Agreement

Motion to approve First Addendum to City Administrator Employment Agreement. This motion, made by Josh Smith and seconded by Michael Underwood, Carried.

Ethan Funk: Yea, Tamara Gulde: Yea, Peggy Lindsey: Yea, Josh Smith: Yea, Michael Underwood: Yea

h. Annual MOU with Ouray County

Motion to approve the MOU with Ouray County. This motion, made by Tamara Gulde and seconded by Peggy Lindsey, Carried.

Ethan Funk: Yea, Tamara Gulde: Yea, Peggy Lindsey: Yea, Josh Smith: Yea, Michael Underwood: Yea

i. Appointment to Parks and Recreation Committee (PARC) - Harrison Reid

Motion to approve appointment of Harrison Reid to Parks and Recreation Committee. This motion, made by Peggy Lindsey and seconded by Michael Underwood, Carried.

Ethan Funk: Yea, Tamara Gulde: Yea, Peggy Lindsey: Yea, Josh Smith: Yea, Michael Underwood: Yea

11. DISCUSSION ITEM - Future Agenda Items

Councilor Underwood would like to hold a work session about the ongoing pool issues. Mr. Clarke said ME&E is close to being ready to report to the council, and suggested rolling in a review of the discussion so far. Mr.

Clarke also suggested he could make himself available at the pool to explain in depth the issues to anyone who wanted to attend.

12. ADJOURNMENT

Motion to adjourn at 7:43 pm. This motion, made by Peggy Lindsey and seconded by Josh Smith, Carried.
Ethan Funk: Yea, Tamara Gulde: Yea, Peggy Lindsey: Yea, Josh Smith: Yea, Michael Underwood: Yea

Ethan Funk, Mayor

ATTEST:

Melissa M. Drake, City Clerk

CERTIFICATION

I, Melissa M. Drake, do hereby certify that I am the City Clerk of the City of Ouray, Ouray County, State of Colorado, and that the above minutes are a true and correct summary of the meeting of the Ouray City Council held on Monday, December 4, 2023. I further certify that the meeting was duly called and held, and that a quorum was present.

Dated this Monday, December 4, 2023.

Melissa M. Drake, City Clerk

P.O. Box 468
320 Sixth Avenue
Ouray, Colorado 81427



970.325.7211
Fax 970.325.7212
www.cityofouray.com

City Administrator
Report for December 18, 2023
City Council Dec. 4 - 15, 2023:

Jacobson Land Agreement:

A great deal of my time, along with the City Attorney's, over the last couple of months has went to the Jacobson agreement in front of the Council this evening. This agreement for Council's consideration is a huge win for the outdoor community and I appreciate Mr. Eric Jacobson's willingness to get this across the finish line.

Assuming adoption by the City Council, the signing party of the documents is scheduled for December 19, 2023 at Mi Mexico around 5:45 pm. A Council quorum notice has been posted.

CAST Housing Task Force:

I attended an all afternoon meeting as part of my membership of the Colorado Association of Ski Towns Affordable Housing Task Force to discuss related proposed legislation for this session. The largest topics included short-term rental property tax assessments, future housing study requirements, Accessory Dwelling Unit allowances in residential districts, and new Comprehensive Plan requirements. I will continue to keep track of the pertinent legislation and will probably be asking for council opinion of a couple of the bills over the next few months.

Friends of the Ouray Hot Springs (FOHS) Meeting:

Steve Cumella, Cindy Crothers, and Rick Trujillo joined the last FOHS meeting to discuss the area geology. Steve provided great graphics concerning the geothermal sources and helped answer many of mine and the group's questions concerning the sources. A great discussion took place on the research that we have completed as the City, how we got to where we are regarding finding a permanent solution, and the old settlement agreements.

Cindy Carothers stated she would disseminate the information that was discussed to area "geologists, swimmers and friends." Since this meeting took place with many of the people discussed during the last Council meeting, I plan to wait to advertise a meeting with Rick and me at the pool in January to go through the water issues with all interested parties.

Waterview Development (Ouray Homes) Development Agreement:

The City Attorney has submitted a second redline to Rural Homes, LLC/Ouray Homes, LLC. This is a huge project for Ouray and the City Attorney and I want to ensure the documents are in very good shape with protections for the City for the life of the project prior to your consideration. I have been stating we have a goal of January 2, 2024 for Council review of the Developers Agreement, Guidelines and Deeds. It will not surprise me if this gets pushed one additional meeting to January 15, 2024. This also pushes the Council discussion on the potential creation of a housing committee or acting as the committee.

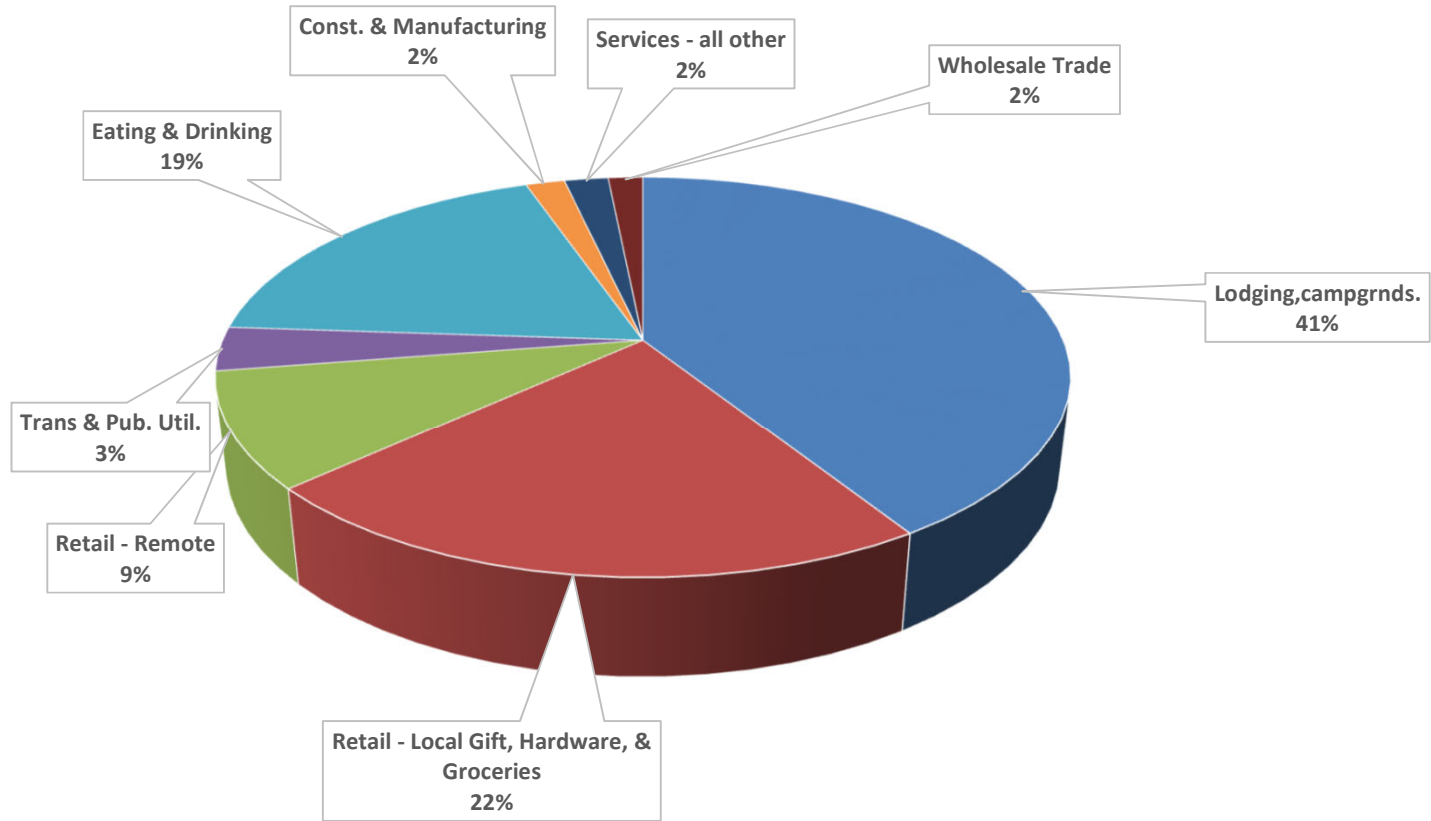
City Audit:

The City is still waiting for our financial audit. Blair & Associates has again stated they are very close to completion.

City of Ouray Housing Study:

EPS has stated a draft of the Housing Study will be sent to us before the holidays. Their goal is to receive initial feedback from the Council in your individual capacity. Final report will then be presented in January for consideration of approval.

City of Ouray
October 2023 Sales Tax Revenues by Business Category
(received in December 2023)

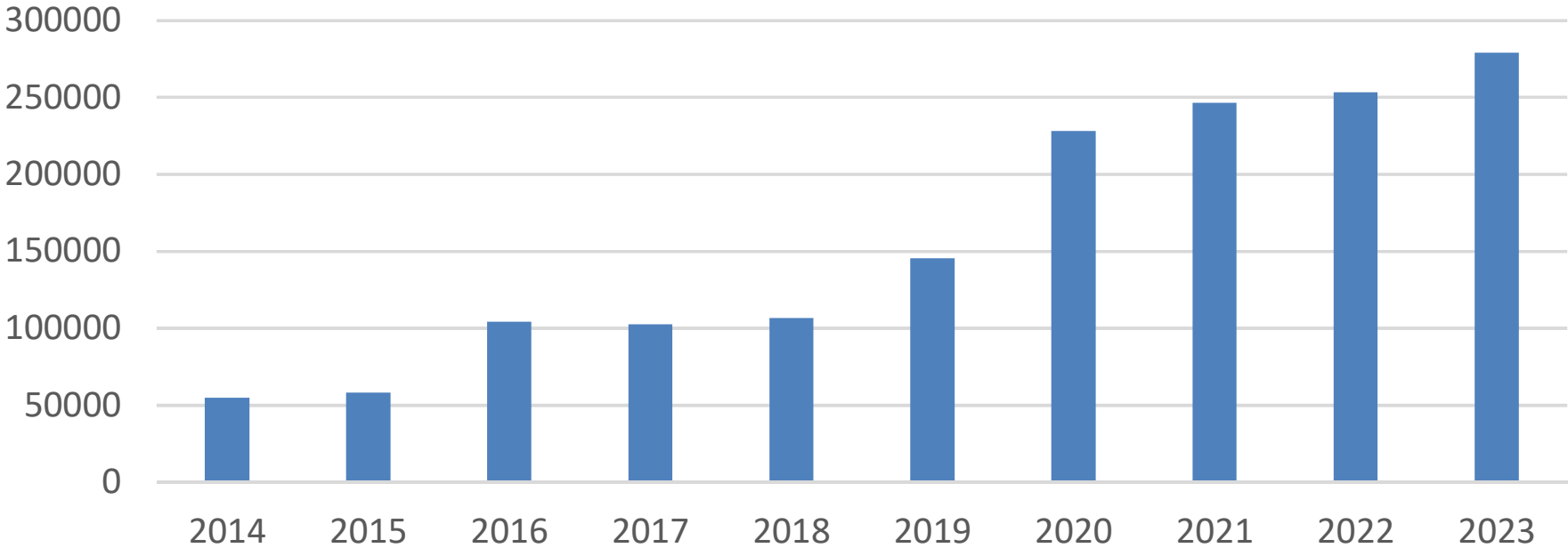


CITY OF OURAY
2023 MONTHLY SALES TAX REVENUES BY BUSINESS CATEGORY

(1) Month tax received from State of Colorado, representing sales from two months earlier (e.g. tax shown as APRIL is mostly from FEBRUARY)

2023 SALES TAX REVENUES BY BUSINESS CATEGORY							
(1) Funds received by City in: July (mostly re: May)							
Business Category	January	February	March	April	May	June	
Lodging, campgrnds.	\$ 26,318.81	\$ 49,002.77	\$ 60,276.11	\$ 55,728.49	\$ 55,334.62	\$ 38,687.23	
Retail - Local Gift, Hardware, & Groce	\$ 23,149.55	\$ 39,030.97	\$ 35,654.83	\$ 26,647.60	28,173.68	\$ 19,727.70	
Retail - Remote	\$ 24,538.24	\$ 25,093.62	\$ 14,747.70	\$ 17,585.84	25,875.89	\$ 21,954.01	
Trans & Pub. Util.	11,808.23	13,673.78	15,715.67	15,749.48	13,868.64	17,675.31	
Eating & Drinking	18,958.81	27,276.64	32,116.12	24,642.34	26,573.43	26,319.69	
Const. & Manufacturing	2,164.96	5,198.58	4,857.24	1,735.20	2,909.64	4,033.77	
Services - all other	2,857.90	3,975.15	1,823.96	2,079.81	3,589.73	1,284.88	
Wholesale Trade	1,352.95	1,844.32	2,193.74	1,767.56	2,035.82	1,688.72	
TOTAL	\$ 111,149.45	\$ 165,095.83	\$ 167,385.37	\$ 145,936.32	\$ 158,361.45	\$ 131,371.31	
Business Category	July	August	September	October	November	December	Year-to-date
Lodging, campgrnds.	\$ 61,513.64	\$ 153,753.34	\$ 206,348.28	\$ 178,189.47	\$ 177,862.81	\$ 114,363.00	\$ 1,177,378.57
Retail - Local Gift, Hardware, & Groce	\$ 38,453.19	\$ 77,029.12	\$ 107,396.91	\$ 81,364.54	\$ 81,367.70	\$ 61,856.38	\$ 619,852.17
Retail - Remote	\$ 26,870.04	\$ 29,745.62	\$ 29,938.83	\$ 24,633.58	\$ 25,939.19	\$ 26,047.54	\$ 292,970.10
Trans & Pub. Util.	9,462.34	8,903.44	9,643.46	9,358.57	9,244.57	9,921.60	145,025.09
Eating & Drinking	36,557.96	75,236.23	121,064.42	84,949.97	85,692.44	51,929.83	611,317.88
Const. & Manufacturing	2,844.91	4,834.01	4,333.87	12,856.94	7,443.36	4,886.99	58,099.47
Services - all other	4,636.13	11,907.70	22,505.84	22,208.79	12,036.61	5,526.46	94,432.96
Wholesale Trade	3,511.76	7,595.64	7,050.65	6,244.72	5,861.12	4,359.62	45,506.62
TOTAL	\$ 183,849.97	\$ 369,005.10	\$ 508,282.26	\$ 419,806.58	\$ 405,447.80	\$ 278,891.42	\$ 3,044,582.86

CITY OF OURAY OCTOBER SALES TAX REVENUE COMPARISON Over Past 10 Years



Notes: Figures represent tax revenue received in December
Sales Tax increased from 3% to 4% on January 1, 2016

CITY OF OURAY
SALES TAX REVENUES BY BUSINESS CATEGORY 2014-2023

SALES TAX REVENUES BY BUSINESS CATEGORY

Business Category	Funds received by City in December (mostly re: October) of:									
	2014	2015	2016	2017	2018	2019	2020	2021	2022	2023
Lodging, campgrnds.	\$ 16,283.71	\$ 20,381.63	\$ 29,296.96	\$ 31,230.66	\$ 42,021.27	\$ 48,195.15	\$ 87,070.66	\$ 83,330.92	\$ 93,538.31	\$ 114,363.00
Retail - Local Gift, Hardware, & Groceries										
Retail - Remote						16,556.51	29,939.39	35,950.44	\$ 28,091.60	\$ 26,047.54
Retail - groceries, liquor, candy, hardw	6,490.67	7,664.93	15,830.84	16,521.19	17,706.67					
Retail - gift, souvenir, variety, books	4,983.77	5,600.12	7,186.97	7,462.21	8,003.92					
Trans & Pub. Util.	5,099.89	4,749.64	6,711.11	6,752.70	6,715.53	8,398.51	8,475.92	10,173.87	9,145.21	9,921.60
Eating & Drinking	8,832.99	12,861.76	32,212.68	24,686.33	18,839.39	33,855.23	44,338.22	55,002.56	57,399.97	51,929.83
Const. & Manufacturing	2,859.91	4,550.30	9,004.27	8,550.56	9,873.94	4,772.80	2,198.85	8,070.28	6,271.79	4,886.99
Services - all other	702.88	1,480.01	2,457.56	2,995.07	2,430.09	1,704.33	6,773.69	4,694.21	2,726.13	5,526.46
Finance, Ins. Real Estate	1,892.88	948.39	1,423.95	4,303.53	854.50					
Wholesale Trade	223.84	60.00	112.13	186.47	203.55	1,862.85	2,385.45	2,248.92	3,141.02	4,359.62
Mining	-			-						
All Other	7,613.55	2.85		-						
TOTAL	\$ 54,984.09	\$ 58,299.63	\$ 104,236.47	\$ 102,688.72	\$ 106,648.86	\$ 145,518.55	\$ 228,258.02	\$ 246,652.58	\$ 253,342.14	\$ 278,891.42
					\$14,127.90 out-of-period	\$5,930.34 out-of-period	\$15,345.03 out-of-period	\$21,715.28 out-of-period	\$9,298.36 out-of-period	\$11,861.96 out-of-period

Year to Date Sales Tax Comparison

Percentage Change
from 2022

October 2022 Activity	\$ 253,342.14	
October 2023 Activity	\$ 278,891.42	10.08%
Jan-Oct 2022 Activity	\$ 2,621,729.95	
Jan-Oct 2023 Activity	\$ 2,768,337.58	5.59%

Ouray Lodging Occ. Tax Collection Summary

ROOMS	2014	2015	2016	2017	2018	2019	2020	2021	2022	2023	23 vs 22
Month											
January	4349	5712	5826	5113	5782	6196	6245	5936	7718	7609	-1.41%
February	3874	4816	5226	4509	5085	5593	4641	7189	7776	5906	-24.05%
March	2949	3394	3638	3499	4763	4152	1952	6993	6782	7341	8.24%
April	1836	2236	2660	2411	3080	2857	32	4941	4172	3836	-8.05%
May	4149	5047	5850	5939	7396	7894	3111	11093	10002	9560	-4.42%
June	10718	12015	13521	14494	14578	15026	12736	17520	16180	17231	6.50%
July	17248	19171	19960	20248	19802	19482	20444	20509	16551	19482	17.71%
August	15198	16477	16949	17344	17613	18629	16919	20798	17825	18657	4.67%
September	13377	15478	16149	16526	17743	18498	17564	13517	18930	17892	-5.48%
October	6450	7937	7691	7762	7462	9407	12877	12038	12080	11770	-2.57%
November	1936	2141	2113	2674	2856	3237	3864	3199	3196		
December	3696	3656	3382	4226	5038	4268	5153	5237	3998		
Total Rooms	85780	98080	102965	104745	111198	115239	105538	128970	125210	119284	

DOLLARS											
January	\$11,848	\$15,867	\$15,819	\$13,795	\$16,294	\$22,444	\$25,204	\$27,107	\$29,038	\$36,828	26.83%
February	\$10,430	\$12,468	\$13,908	\$12,648	\$14,021	\$19,580	\$18,464	\$28,191	\$36,284	\$30,377	-16.28%
March	\$7,945	\$9,240	\$9,505	\$9,529	\$12,884	\$14,526	\$6,834	\$27,858	\$30,334	\$30,554	0.72%
April	\$4,975	\$5,701	\$6,633	\$6,294	\$8,090	\$8,312	\$107	\$18,324	\$18,466	\$17,063	-7.60%
May	\$11,357	\$13,876	\$15,372	\$15,734	\$19,031	\$22,068	\$7,922	\$41,033	\$43,131	\$39,992	-7.28%
June	\$28,419	\$31,431	\$34,498	\$36,654	\$36,236	\$62,392	\$51,634	\$100,852	\$98,839	\$107,693	8.96%
July	\$44,740	\$47,884	\$49,767	\$50,344	\$49,371	\$110,244	\$114,230	\$138,864	\$131,139	\$142,596	8.74%
August	\$40,035	\$41,643	\$41,801	\$42,090	\$43,236	\$90,952	\$92,809	\$127,157	\$122,778	\$127,552	3.89%
September	\$35,960	\$40,336	\$41,704	\$41,965	\$44,480	\$79,505	\$93,050	\$98,575	\$119,099	\$118,416	-0.57%
October	\$17,556	\$21,385	\$20,717	\$20,355	\$19,711	\$37,511	\$60,690	\$54,480	\$74,824	\$71,153	-4.91%
November	\$5,092	\$5,136	\$5,802	\$7,079	\$7,000	\$10,367	\$15,399	\$14,134	\$14,566		
December	\$9,918	\$9,571	\$9,590	\$11,882	\$13,622	\$17,593	\$24,892	\$29,038	\$23,554		
Total Dollars	\$228,275	\$254,538	\$265,116	\$268,369	\$283,976	\$495,494	\$511,234	\$705,613	\$742,052	\$722,223	

Data represents rooms and dollars for month in which lodging activity occurred.
 LOT report and payment are due by 20th of following month.
 "ROOMS" data includes exempt rooms.

OURAY LODGING OCCUPANCY TRENDS

Based on Lodging Occupation Tax Collections

	2021				2022				2023			
	Avail.	Rooms		Exempt	Avail.	Rooms		Exempt	Avail.	Rooms		Exempt
	Rooms	Rented	Occ.%	Rooms	Rooms	Rented	Occ.%	Rooms	Rooms	Rented	Occ.%	Rooms
	+ RVs, Unfurnished Cabins				+ RVs, Unfurnished Cabins				+ RVs, Unfurnished Cabins			
January	16357	5936	36.3%	61	17411	5237	30.1%	0	20375	7609	37.3%	469
February	17752	7189	40.5%	209	16580	7776	46.9%	0	17183	6062.36	35.3%	386
March	18804	6993	37.2%	364	17657	6782	38.4%	7	19519	7341	37.6%	341
April	16716	4941	29.6%	191	16620	4172	25.1%	31	18168	3836	21.1%	0
May	20240	11093	54.8%	213	21206	10002	47.2%	57	21360	9560	44.8%	110
June	21576	17520	81.2%	88	20577	16180	78.6%	13	21111	17231	81.6%	122
July	22375	20509	91.7%	121	20677	16551	80.0%	432	21195	19482	91.9%	499
August	23292	20798	89.3%	215	21613	17825	82.5%	53	21504	18657	86.8%	481
September	19088	13517	70.8%	209	21327	18930	88.8%	47	20635	17892	86.7%	413
October	17778	12038	67.7%	95	20398	12080	59.2%	10	19412	11770	60.6%	261
November	13529	3199	23.6%	54	15776	3196	20.3%	260				
December	17411	5237	30.1%	12	17828	5050	28.3%	4				
Total	224918	128970	57.3%	1832	227670	123781	52.1%	914	200462	119440.36	58.4%	3082

Data represents rooms for month in which lodging activity occurred.

LOT report and payment are due by 20th of following month.

"Rooms Rented" columns includes exempt rooms.

"Exempt Rooms" columns are for memo purposes only.

2023 Lodging Occupation Tax, By Business Category

AVAILABLE ROOMS	Jan	Feb	Mar	Apr	May	Jun	Jul	Aug	Sep	Oct	Nov	Dec	Total
Hotel, Motel	12,801	10,598	12,345	12,187	12,740	12,411	12,148	12,365	11,699	11,462			120,756
Bed and Breakfast	1,072	996	719	616	890	1,080	1,236	1,234	1,079	1,085			10,007
House, Townhouse, Condo (1)	3,929	3,265	3,882	2,875	3,142	3,180	3,223	3,317	3,417	3,317			33,547
RV Space, Unfurnished Cabin	2,573	2,324	2,573	2,490	4,588	4,440	4,588	4,588	4,440	3,548			36,152
Total Rooms	20,375	17,183	19,519	18,168	21,360	21,111	21,195	21,504	20,635	19,412	-	-	200,462
												Prior YTD	185,012

ROOMS RENTED	Jan	Feb	Mar	Apr	May	Jun	Jul	Aug	Sep	Oct	Nov	Dec	Total
Hotel, Motel	5,130	4,327	5,379	2,923	5,589	10,505	11,580	11,118	10,611	7,439			74,601
Bed and Breakfast	413	235	226	116	237	720	1,037	990	926	607			5,507
House, Townhouse, Condo (1)	1,171	845	1,015	247	648	1,852	2,299	2,109	2,107	1,407			13,700
RV Space, Unfurnished Cabin	895	655	721	550	3,086	4,154	4,566	4,440	4,248	2,317			25,632
Total Rooms	7,609	6,062	7,341	3,836	9,560	17,231	19,482	18,657	17,892	11,770	-	-	119,440
												Prior YTD	108,411

DOLLARS	Jan	Feb	Mar	Apr	May	Jun	Jul	Aug	Sep	Oct	Nov	Dec	Total
Hotel, Motel	\$ 24,080.77	\$ 21,586.54	\$ 21,327.32	\$ 14,082.17	\$ 30,243.51	\$ 71,899.41	\$ 93,295.59	\$ 86,236.42	\$ 78,491.47	\$ 49,445.50			\$ 490,688.70
Bed and Breakfast	\$ 2,078.19	\$ 1,506.37	\$ 1,231.12	\$ 540.46	\$ 1,445.62	\$ 5,287.90	\$ 8,708.79	\$ 8,151.07	\$ 7,988.00	\$ 4,393.54			\$ 41,331.06
House, Townhouse, Condo (1)	\$ 9,520.90	\$ 6,630.79	\$ 6,889.70	\$ 1,537.72	\$ 5,052.90	\$ 21,322.57	\$ 29,744.64	\$ 23,183.87	\$ 22,943.62	\$ 12,600.51			\$ 139,427.22
RV Space, Unfurnished Cabin	\$ 1,147.90	\$ 652.97	\$ 1,105.79	\$ 903.05	\$ 3,249.55	\$ 9,183.11	\$ 10,847.11	\$ 9,981.09	\$ 8,992.57	\$ 4,712.96			\$ 50,776.10
Total Dollars	\$ 36,827.76	\$ 30,376.67	\$ 30,553.93	\$ 17,063.40	\$ 39,991.58	\$ 107,692.99	\$ 142,596.13	\$ 127,552.45	\$ 118,415.66	\$ 71,152.51	\$ -	\$ -	\$ 722,223.08
												Prior YTD	674,127.41

(1) For a property that is marketed as a stand-alone short-term rental, for which there are no hotel/motel amenities offered.

Data represents rooms for month in which lodging activity occurred.

LOT report and payment are due by 20th of following month.

"Rooms Rented" columns includes exempt rooms.

Activity Month	2022	2023	% Change from 2022	YTD % Change
January	\$ 27,661.19	\$ 37,085.48	34.1%	34.1%
February	\$ 32,883.88	\$ 27,662.57	-15.9%	6.9%
March	\$ 28,220.99	\$ 23,074.54	-18.2%	-1.1%
April	\$ 7,217.41	\$ 6,674.51	-7.5%	-2%
May	\$ 23,933.67	\$ 21,653.38	-9.5%	-3%
June	\$ 72,625.26	\$ 84,017.25	15.7%	4%
July	\$ 109,220.30	\$ 128,885.01	18.0%	9%
August	\$ 90,863.82	\$ 98,893.03	8.8%	9%
September	\$ 83,065.86	\$ 89,615.41	7.9%	9%
October	\$ 41,028.93	\$ 53,355.24	30.0%	10%
November	\$ 9,274.82			
December	\$ 29,333.34			
Grand Total	\$ 555,329.49	\$ 570,916.42		

Revenue by Fund	2022	YTD 2023	Cumulative
Affordable/Attainable Housing	\$ 277,664.74	\$ 285,458.21	\$ 563,122.96
Water Capital Improvements	\$ 138,832.37	\$ 142,729.11	\$ 281,561.48
Sewer Capital Improvements	\$ 138,832.37	\$ 142,729.11	\$ 281,561.48
Cumulative Total Raised			\$ 1,126,245.91

Affordable Housing Revenue and Expenses	2022	YTD 2023	Cumulative
Total Raised	\$ 277,664.74	\$ 285,458.21	\$ 563,122.96
Total Spent	\$ (110,000.00)	\$ (61,747.19)	\$ (171,747.19)
Total Remaining	\$ 167,664.74	\$ 223,711.02	\$ 391,375.77

Average 2023 YTD Income Reported Per Property	\$ 37,115.95
Average 2023 YTD Excise Tax Paid Per Property	\$ 5,567.39

Check Date	Payee	Amount	Description
4/20/2022	Home Trust of Ouray County	\$ 10,000.00	2022 Operating funds
1/4/2023	Home Trust of Ouray County	\$ 100,000.00	734 4th St
2/1/2023	Home Trust of Ouray County	\$ 20,000.00	2023 Operating funds
4/26/2023	Economic & Planning Systems Inc	\$ 3,847.50	Housing needs analysis
5/24/2023	Economic & Planning Systems Inc	\$ 3,505.00	Housing needs analysis
6/7/2023	Buckhorn Engineering	\$ 3,426.25	Cascade Park Geohazard Assessment
7/5/2023	Economic & Planning Systems Inc	\$ 1,557.50	Housing needs analysis
8/2/2023	Economic & Planning Systems Inc	\$ 7,692.50	Housing needs analysis
9/6/2023	Buckhorn Engineering	\$ 6,293.75	Cascade Park Geohazard Assessment
9/27/2023	Economic & Planning Systems Inc	\$ 4,237.50	Housing needs analysis
11/1/2023	Economic & Planning Systems Inc	\$ 1,930.00	Housing needs analysis
11/29/2023	Economic & Planning Systems Inc	\$ 9,257.19	Housing needs analysis

City of Ouray Hot Springs Pool and Fitness Center - Visitor and Revenue Trends

(Source: Point of Sale Software)

VISITORS	2014	2015	2016	2017	2018	2019	2020	2021	2022	2023	% change from 2022
January	7,496	9,160	9,287	36	9,392	8,553	8,149	4,961	5,258	6,871	30.68%
February	6,177	7,158	9,095	13	7,342	5,970	7,836	4,824	6,660	5,599	-15.93%
March	7,832	10,045	10,087	58	10,468	9,118	3,638	7,697	8,621	7,148	-17.09%
April	4,277	5,691	6,195	16	7,048	5,481	-	7,104	5,249	4,693	-10.59%
May	10,040	11,798	12,065	2,984	13,346	11,397	-	11,580	9,549	10,602	11.03%
June	18,294	20,970	22,404	18,175	24,764	24,525	1,540	25,977	20,156	23,206	15.13%
July	29,009	32,485	36,116	37,483	35,943	36,986	6,416	30,994	26,286	32,117	22.18%
August	21,625	22,377	22,353	25,486	23,936	23,274	12,622	22,179	19,101	21,170	10.83%
September	10,617	14,334	9,258	16,065	16,397	14,833	11,946	13,612	14,652	15,634	6.70%
October	6,473	7,360	62	9,834	8,771	9,596	10,699	9,368	10,135	11,035	8.88%
November	6,576	6,878	49	7,077	7,043	6,920	4,644	6,782	5,354	6,326	18.15%
December	7,158	7,646	47	10,753	9,046	8,174	4,439	6,317	6,510		
TOTAL YEAR	135,574	155,902	137,018	127,980	173,496	164,827	71,929	151,395	137,531	144,401	

REVENUE	2014	2015	2016	2017	2018	2019	2020	2021	2022	2023	% change from 2022
January	\$ 70,853.78	\$ 84,848.13	\$ 85,983.09	\$ 2,189.00	\$ 89,885.46	\$ 95,701.53	\$ 99,306.81	\$ 66,989.85	\$ 63,150.43	\$ 96,783.56	53.26%
February	\$ 58,070.40	\$ 62,350.28	\$ 78,569.69	\$ 724.00	\$ 70,970.13	\$ 65,918.59	\$ 97,215.12	\$ 61,086.55	\$ 85,924.20	\$ 112,926.04	31.43%
March	\$ 73,228.30	\$ 92,289.88	\$ 84,745.80	\$ 1,012.00	\$ 102,232.15	\$ 108,526.39	\$ 47,810.30	\$ 106,419.45	\$ 126,759.01	\$ 120,467.93	-4.96%
April	\$ 35,578.60	\$ 50,940.75	\$ 52,112.54	\$ 2,234.00	\$ 72,957.12	\$ 62,025.47	\$ -	\$ 98,819.49	\$ 152,003.71	\$ 133,097.92	-12.44%
May	\$ 90,214.50	\$ 109,383.77	\$ 108,047.29	\$ 123,474.60	\$ 155,881.40	\$ 138,237.34	\$ -	\$ 162,720.12	\$ 143,279.82	\$ 208,335.74	45.40%
June	\$ 175,517.27	\$ 186,061.57	\$ 211,853.56	\$ 166,974.02	\$ 317,542.31	\$ 311,093.17	\$ 19,273.04	\$ 352,538.72	\$ 321,377.13	\$ 469,321.85	46.03%
July	\$ 278,448.14	\$ 300,620.51	\$ 332,026.16	\$ 479,802.39	\$ 455,519.84	\$ 474,330.32	\$ 74,169.01	\$ 428,489.09	\$ 452,460.99	\$ 646,348.28	42.85%
August	\$ 196,542.94	\$ 194,321.61	\$ 198,465.34	\$ 326,151.96	\$ 308,882.04	\$ 295,953.46	\$ 165,977.58	\$ 312,872.14	\$ 316,183.52	\$ 419,353.80	32.63%
September	\$ 93,619.70	\$ 127,909.15	\$ 80,149.87	\$ 184,807.92	\$ 200,777.07	\$ 188,131.33	\$ 158,666.78	\$ 186,412.51	\$ 238,796.90	\$ 283,459.93	18.70%
October	\$ 56,515.76	\$ 63,216.05	\$ 2,737.00	\$ 82,537.92	\$ 99,235.68	\$ 120,843.43	\$ 145,302.53	\$ 131,806.01	\$ 170,555.12	\$ 211,284.83	23.88%
November	\$ 55,891.66	\$ 54,218.80	\$ 1,796.25	\$ 62,435.74	\$ 84,885.49	\$ 83,976.37	\$ 58,403.16	\$ 88,639.21	\$ 84,930.60	\$ 107,867.28	27.01%
December	\$ 73,048.24	\$ 74,421.59	\$ 1,957.00	\$ 112,212.40	\$ 111,645.98	\$ 105,050.32	\$ 60,304.81	\$ 79,891.78	\$ 94,844.99	\$ -	
TOTAL YEAR	\$ 1,257,529.29	\$ 1,400,582.09	\$ 1,238,443.59	\$ 1,544,555.95	\$ 2,070,414.67	\$ 2,049,787.72	\$ 926,429.14	\$ 2,076,684.92	\$ 2,250,266.42	\$ 2,809,247.16	

CITY OF OURAY VISITOR CENTER - REVENUE TRENDS

REVENUES

	2022		2023			Incr./Decr.	23 vs. 22
	Concessions	Non-Profit	Concessions	Non-Profit	OHV		
January			\$ 228.95	\$ 53.00		\$ 281.95	
February			\$ 150.89	\$ 85.95		\$ 236.84	
March			\$ 395.38	\$ 4.00		\$ 399.38	
April			\$ 403.25	\$ 2.00	\$ 50.50	\$ 455.75	
May			\$ 1,098.28	\$ 611.60	\$ 126.25	\$ 1,836.13	
June			\$ 1,627.77	\$ 690.75	\$ 202.00	\$ 2,520.52	
July	\$ 910.80	\$ 215.00	\$ 2,517.75	\$ 664.60	\$ 782.75	\$ 2,839.30	252%
August	\$ 1,281.05	\$ 684.85	\$ 2,669.69	\$ 648.85	\$ 378.75	\$ 1,731.39	88%
September	\$ 1,814.71	\$ 676.95	\$ 2,834.91	\$ 698.00	\$ 75.75	\$ 1,117.00	45%
October	\$ 1,383.05	\$ 275.00	\$ 1,096.11	\$ 253.00	\$ 227.25	\$ (81.69)	-5%
November	\$ 380.36	\$ 121.00	\$ 354.94	\$ 40.00	\$ -	\$ (106.42)	-21%
December	\$ 516.45	\$ 79.00					
TOTAL \$	\$ 6,286.42	\$2,051.80	\$ 13,377.92	\$ 3,751.75	\$ 1,843.25	\$11,230.15	
		\$ 8,338.22			\$ 18,972.92		

percent of sales earning profit

75%

71%

CITY OF OURAY FUND BALANCE SUMMARY

Through November 2023	GOVERNMENT FUNDS					ENTERPRISE FUNDS					TOTAL CITY HELD FUNDS	FIRE PENSION
	GENERAL	CONSERV.TRUST	TOURISM	CAP. IMPROV.	BEAUTIFICATION	WATER	SEWER	UTILITIES-CI	REFUSE	PARKS		
2020 AUDITED												
ENDING FUND BALANCE	1,289,460	156,808	298,509	1,213,402	122,914	191,899	770,554	808,530	6,974	1,006,838	5,865,888	765,054
2021 AUDITED												
BEGINNING FUND BAL	1,289,460	156,808	298,509	1,213,402	122,914	191,899	750,554	808,530	6,974	1,006,838	5,845,888	765,054
ADD: REVENUES	4,035,150	12,953	636,097	748,160	90,294	630,041	1,118,294	643,971	241,287	2,530,798	10,687,045	175,634
LESS: EXPENDITURES	3,137,586	5,493	268,674	324,762	81,782	672,444	582,285	363,784	230,094	2,744,759	8,411,664	37,040
ENDING FUND BALANCE	2,187,024	164,268	665,932	1,636,800	131,425	126,031	651,900	1,088,717	18,167	1,261,718	7,931,982	903,648
2022 UNAUDITED												
BEGINNING FUND BAL	2,187,024	164,268	665,932	1,636,800	131,425	126,031	651,900	1,088,717	18,167	1,261,718	7,931,982	903,648
ADD: REVENUES	4,295,244	12,199	698,580	737,571	94,739	626,768	829,621	2,341,416	261,312	2,779,336	12,676,786	(24,277)
LESS: EXPENDITURES	3,288,262	119,916	429,427	812,283	86,462	574,079	671,114	2,810,198	248,292	3,041,977	12,082,010	36,023
ENDING FUND BALANCE	3,194,006	56,551	935,085	1,562,088	139,702	178,720	810,407	619,935	31,187	999,077	8,526,758	843,348
2023 @ 11/30/23												
BEGINNING FUND BAL	3,194,006	56,551	935,085	1,562,088	139,702	178,720	810,407	619,935	31,187	999,077	8,526,758	843,348
ADD: REVENUES	4,701,823	11,218	706,566	692,397	98,374	624,083	836,549	12,359,445	278,728	3,483,743	23,792,926	42,658
LESS: EXPENDITURES	3,561,616	28,722	605,729	745,652	118,469	549,325	671,325	13,015,086	265,321	2,955,975	22,517,220	29,706
ENDING FUND BALANCE	4,334,213	39,047	1,035,922	1,508,833	119,607	253,478	975,631	(35,706)	44,594	1,526,845	9,802,464	856,300
Restricted Fund Balance:												
Council Reserves **	-	(40,000)	(250,000)	(245,000)	-	-	-	-	-	-	(535,000)	
Cumulative flume tax @ 11/31	(559,081)										(559,081)	
	3,775,132	(953)	785,922	1,263,833	119,607	253,478	975,631	(35,706)	44,594	1,526,845	8,708,383	

LEGEND	
	Revenue > Expense
	Expense > Revenue (unexpected)
	Expense > Revenue (expected)
	Reimbursement Expected (Loans & Grants)

2014 Note: The General Fund transferred 132,000 from its 2014 beginning fund balance to the Water Fund for debt covenant compliance purposes. This amount is intended to return to GF after loan payoff.

November 2023: Note: \$139,015.84 has been repaid to the General Fund.

** Resolution 18 - 2021 CIF - \$245,000 (10,000 - Gazebo, 65,000 - Pickleball/Basketball Court, 20,000 - Skate Park, 150,000 - Fellin Park Restrooms)
 CTF - \$40,000 - Fellin Park Restrooms
 TF - \$250,000 - Fellin Park Stage

CITY OF OURAY
REVENUES WITH COMPARISON TO BUDGET
FOR THE 11 MONTHS ENDING NOVEMBER 30, 2023

GENERAL FUND

	PY 3 AUDITED	PY 2 AUDITED	PY ACTUAL	PYTD ACTUAL	CYTD ACTUAL	CY BUDGET	VARIANCE	
<u>TAXES</u>								
10-40-4000 LODGING TAXES	6,385.02	8,791.09	9,631.06	9,219.56	9,761.14	8,280.00	(1,481.14)	148
10-40-4005 STR EXCISE TAX / HOUSING PROJ	.00	.00	251,066.97	245,596.04	307,739.36	203,320.00	(104,419.36)	104
10-40-4010 OCCUPATIONAL TAX	1,600.00	1,525.00	1,750.00	1,750.00	1,375.00	1,525.00	150.00	150
10-40-4020 PROPERTY TAXES	489,187.69	495,174.87	556,262.70	554,561.89	542,066.27	548,062.00	5,995.73	599
10-40-4030 SALES TAX	1,546,289.50	2,248,197.98	2,213,906.09	2,023,780.59	2,078,598.90	1,984,023.00	(94,575.90)	945
TOTAL TAXES	2,043,462.21	2,753,688.94	3,032,616.82	2,834,908.08	2,939,540.67	2,745,210.00	(194,330.67)	194
<u>GRANTS/CONTRIBUTIONS</u>								
10-41-4105 STATE HISTORICAL SOCIETY GRANT	170,042.59	82,326.50	.00	.00	.00	.00	.00	0
10-41-4106 GOCO GRANT FOR OURAY SCHOOL	.00	110,000.00	.00	.00	.00	.00	.00	0
10-41-4120 POLICE GRANTS/DONATIONS	3,596.00	547.00	6,212.00	413.00	8,745.28	.00	(8,745.28)	874
10-41-4140 FIRE DEPT. GRANTS/DONATIONS	13,270.33	14,500.00	406,446.64	404,446.64	2,257.00	10,000.00	7,743.00	774
10-41-4152 WEST REGION WILDFIRE GRANT	.00	.00	.00	.00	.00	50,000.00	50,000.00	500
10-41-4153 CDOT GRANT FOR MAIN ST REVITAL	.00	.00	.00	.00	.00	200,000.00	200,000.00	200
10-41-4154 DO NOT USE -DEBRIS FLOW HAZARD	.00	.00	.00	.00	.00	30,000.00	30,000.00	300
10-41-4155 HOMELAND SECURITY GRANT	.00	.00	.00	.00	.00	25,000.00	25,000.00	250
10-41-4170 OTHER PARKS GRANTS/DONATIONS	.00	.00	.00	.00	99.00	.00	(99.00)	99.
10-41-4171 DONATIONS FOR OEDC MICRO GRANT	.00	.00	5,000.00	5,000.00	11,500.00	.00	(11,500.00)	115
10-41-4175 EIAF GRANT	.00	.00	17,600.62	.00	.00	.00	.00	0
10-41-4186 SIPA MICRO GRANT	.00	4,050.00	6,500.00	6,500.00	.00	.00	.00	0
10-41-4190 CARES ACT REIMB FOR COVID-19	24,208.86	79,920.90	.00	.00	.00	.00	.00	0
10-41-4192 IHOI GRANT -AFFORDABLE HOUSING	.00	.00	.00	.00	972,293.06	.00	(972,293.06)	972
TOTAL GRANTS/CONTRIBUTIONS	211,117.78	291,344.40	441,759.26	416,359.64	994,894.34	315,000.00	(679,894.34)	679

CITY OF OURAY
 REVENUES WITH COMPARISON TO BUDGET
 FOR THE 11 MONTHS ENDING NOVEMBER 30, 2023

GENERAL FUND

	PY 3 AUDITED	PY 2 AUDITED	PY ACTUAL	PYTD ACTUAL	CYTD ACTUAL	CY BUDGET	VARIANCE	
<u>PERMITS & FEES</u>								
10-42-4200 BUILDING PERMITS	32,688.30	88,094.08	77,497.05	72,759.45	43,594.97	85,000.00	41,405.03	414
10-42-4208 BUSINESS LICENSES	.00	.00	10.00-	10.00-	1,915.00	1,000.00	(915.00)	915
10-42-4210 LIQUOR LICENSES/PERMITS	5,507.50	6,473.75-	13,007.50	12,832.50	12,440.00	5,000.00	(7,440.00)	744
10-42-4212 SHORT-TERM RENTAL LIC/FEES	15,000.00	48,900.00	31,100.00	30,500.00	37,875.00	29,900.00	(7,975.00)	797
10-42-4220 MOTOR VEHICLE FEE	5,807.89	5,810.65	5,914.73	5,418.00	4,648.32	5,000.00	351.68	351
10-42-4230 PLANNING & ZONING FEES	1,850.00	9,351.60	7,196.68	7,171.68	6,590.70	20,000.00	13,409.30	134
10-42-4232 ENCROACHMENT PERMITS	200.00	100.00	782.00	782.00	250.00	13,500.00	13,250.00	132
10-42-4242 SPECIFIC OWNERSHIP AUTO	68,666.66	68,829.17	69,750.42	65,514.87	61,968.05	50,000.00	(11,968.05)	119
TOTAL PERMITS & FEES	129,720.35	214,611.75	205,238.38	194,968.50	169,282.04	209,400.00	40,117.96	401

CITY OF OURAY
REVENUES WITH COMPARISON TO BUDGET
FOR THE 11 MONTHS ENDING NOVEMBER 30, 2023

GENERAL FUND

	PY 3 AUDITED	PY 2 AUDITED	PY ACTUAL	PYTD ACTUAL	CYTD ACTUAL	CY BUDGET	VARIANCE	
<u>OTHER REVENUES</u>								
10-43-4032	OURAY SCHOOL FUEL PAYMENT	2,483.97	5,314.80	7,417.51	7,365.52	7,703.68	7,500.00	(203.68) 203
10-43-4300	CNL RENT	4,800.00	4,800.00	4,800.00	4,400.00	4,400.00	3,200.00	(1,200.00) 120
10-43-4305	CIGARETTE TAX	4,101.90	5,973.22	4,820.53	4,343.79	5,802.65	4,000.00	(1,802.65) 180
10-43-4310	COURT FINES	5,140.04	13,875.00	11,350.40	11,030.00	8,177.20	10,000.00	1,822.80 182
10-43-4311	STR FINES	.00	.00	12,500.00	12,500.00	.00	.00	.00 0
10-43-4312	CODE VIOLATION FINES	.00	.00	.00	.00	150.00	.00	(150.00) 150
10-43-4315	E.S.C. REIMBURSEMENT	4,741.00	3,701.00	4,947.00	.00	.00	4,225.00	4,225.00 422
10-43-4320	FIRE DIST REIMBURSEMENT	29,617.41	36,217.56	40,520.73	.00	.00	42,691.00	42,691.00 426
10-43-4322	BLDG INSPECTION REIMBURSEMENT	.00	.00	.00	.00	60.00	.00	(60.00) 60.
10-43-4325	FRANCHISE FEES	48,585.97	64,741.71	39,711.99	52,509.86	57,233.64	51,000.00	(6,233.64) 623
10-43-4330	HIGHWAY DEPT REIMBURSE	4,927.40	3,877.80	9,957.99	9,957.99	9,786.40	5,600.00	(4,186.40) 418
10-43-4333	COUNTY RD & BR SHARING	27,036.00	27,135.62	30,577.01	30,577.01	30,346.02	30,346.00	(.02) 0.0
10-43-4335	HIGHWAY USERS TAX	38,972.69	47,838.89	41,490.84	37,533.91	41,154.53	32,529.00	(8,625.53) 862
10-43-4337	FED. MIN. LEASE & ST.SEVERANCE	25,393.02	7,520.40	73,122.64	73,122.64	76,941.27	20,000.00	(56,941.27) 569
10-43-4340	INTEREST INCOME	8,530.10	5,033.85	39,930.52	17,230.92	127,527.64	8,000.00	(119,527.64) 119
10-43-4342	HOSTED EVENT FEES	.00	.00	685.00	685.00	.00	.00	.00 0
10-43-4348	VEHICLE SALES	.00	.00	.00	.00	9,500.00	.00	(9,500.00) 950
10-43-4350	OTHER REVENUE - MISC	4,971.76	10,390.88	4,492.53	11,935.75	3,686.07	1,500.00	(2,186.07) 218
10-43-4351	COPY MACHINE REVENUE	103.75	133.00	100.81	98.81	33.00	100.00	67.00 67.
10-43-4353	VENDING MACHINE REVENUE	136.55	132.03	152.89	152.89	103.26	20.00	(83.26) 83.
10-43-4354	PUBLIC WORKS REVENUE	186.20	1,210.00	650.00	650.00	2,790.00	100.00	(2,690.00) 269
10-43-4355	VIN INSPECTIONS - POLICE	2,568.64	1,376.40	1,060.00	1,040.00	640.00	1,000.00	360.00 360
10-43-4356	OTHER REVENUE - POLICE	.00	.00	4,785.00	3,300.00	643.64	.00	(643.64) 643
10-43-4358	POLICE REPORTS	170.00	177.60	240.00	220.00	190.00	150.00	(40.00) 40.
10-43-4359	IT SERVICES REVENUE	.00	.00	375.00	.00	.00	.00	.00 0
10-43-4363	ONLINE PROCESSING FEES	.00	.00	.00	.00	110.89	.00	(110.89) 110.
10-43-4368	OTHER REVENUE - FIRE	10,000.00	.00	667.00	667.00	.00	.00	.00 0
10-43-4369	PUBLIC RESTROOM REIMB-CLEANING	3,780.00	4,320.00	4,320.00	3,960.00	3,960.00	4,320.00	360.00 360
10-43-4370	REBILLING & INTEREST	4,268.45	6,418.76	17,398.74	16,747.54	12,914.99	14,000.00	1,085.01 108
10-43-4375	TAXES PENALTY & INT	2,636.57	1,869.54	2,276.22	2,176.69	2,589.49	2,000.00	(589.49) 589
10-43-4376	INSURANCE CLAIMS	.00	.00	52,726.44	52,726.44	.00	.00	.00 0
10-43-4385	TRANSFER FROM REF/REC FUND	10,301.04	10,301.04	14,014.08	12,846.24	14,452.13	15,882.00	1,429.87 142
10-43-4386	TRANSFER FROM CAP.IMPROV.FUND	239,481.81	324,762.39	.00	.00	.00	.00	.00 0
10-43-4387	TRANSFER FROM TOURISM FUND	.00	.00	.00	.00	.00	50,000.00	50,000.00 500
10-43-4388	TRANSFER FROM WF - LOAN REPAY	28,744.48	29,071.90	26,484.71	24,105.53	25,592.60	27,345.00	1,752.40 175

CITY OF OURAY
REVENUES WITH COMPARISON TO BUDGET
FOR THE 11 MONTHS ENDING NOVEMBER 30, 2023

GENERAL FUND

	PY 3 AUDITED	PY 2 AUDITED	PY ACTUAL	PYTD ACTUAL	CYTD ACTUAL	CY BUDGET	VARIANCE	
TOTAL OTHER REVENUES	511,678.75	616,193.39	451,575.58	391,883.53	446,489.10	335,508.00	(110,981.10)	110
<u>COMMUNITY CENTER</u>								
10-44-4461 USE FEES	1,955.00	4,435.00	6,455.00	6,455.00	6,460.00	6,100.00	(360.00)	360
10-44-4470 INTERNET CABINET RENT	635.40	635.40	635.40	582.45	582.45	635.00	52.55	52.
TOTAL COMMUNITY CENTER	2,590.40	5,070.40	7,090.40	7,037.45	7,042.45	6,735.00	(307.45)	307
<u>OTHER PARKS REVENUES</u>								
10-45-4060 GEOTHERMAL USE	712.83	710.92	296.46	488.76	.00	.00	.00	0
10-45-4172 PARC DONATIONS	207.00	.00	.00	.00	.00	.00	.00	0.0
10-45-4174 PARC LEAGUE FEES	75.00	1,735.00	1,690.00	1,690.00	1,550.00	2,000.00	450.00	450
10-45-4175 PARC FUNDRAISER SALES	.00	.00	216.00	216.00	.00	.00	.00	0
10-45-4224 ICE RINK DONATIONS	.00	8,978.05	.00	.00	.00	.00	.00	0
10-45-4310 CITY PARK USE	862.50	1,400.00	2,925.00	2,925.00	520.00	2,500.00	1,980.00	198
10-45-4325 PARK DEDICATION PILO	.00	1,203.00	.00	.00	.00	.00	.00	0
10-45-4390 TRNSFR. FROM BEAUTIFICATION FD	42,156.99	50,360.42	49,942.98	.00	43,210.00	45,000.00	1,790.00	179
TOTAL OTHER PARKS REVENUES	44,014.32	64,387.39	55,070.44	5,319.76	45,280.00	49,500.00	4,220.00	422
<u>PROPERTY TAXES -FLUMES</u>								
10-48-4810 DELINQUENT PROP. & INT.	474.16	337.98	414.94	396.80	472.08	300.00	(172.08)	172
10-48-4820 PROPERTY TAXES	87,977.77	89,515.99	101,478.38	101,168.33	98,822.28	99,930.00	1,107.72	110
TOTAL PROPERTY TAXES -FLUMES	88,451.93	89,853.97	101,893.32	101,565.13	99,294.36	100,230.00	935.64	935
TOTAL FUND REVENUE	3,031,035.74	4,035,150.24	4,295,244.20	3,952,042.09	4,701,822.96	3,761,583.00	(940,239.96)	940

CITY OF OURAY
EXPENDITURES WITH COMPARISON TO BUDGET
FOR THE 11 MONTHS ENDING NOVEMBER 30, 2023

GENERAL FUND

	PY 3 AUDITED	PY 2 AUDITED	PY ACTUAL	PTYD ACTUAL	CYTD ACTUAL	CY BUDGET	VARIANCE	CY ESTIMATE
<u>GENERAL GOVERNMENT EXPENSES</u>								
SALARIES AND WAGES:								
10-50-5000 MAYOR & COUNCIL	7,900.00	6,300.00	15,600.00	14,300.00	14,300.00	15,600.00	1,300.00	15,600.00
10-50-5002 CITY ADMINISTRATOR	9,789.48	10,110.77	11,822.99	10,123.29	11,228.07	17,691.00	6,462.93	17,691.00
10-50-5004 FINANCE & ADMIN. DIRECTOR	7,176.07	20,362.85	23,265.66	20,337.74	23,800.02	27,230.00	3,429.98	26,871.00
10-50-5006 HR MANAGER	10,160.08	10,342.16	18,702.47	15,912.82	20,767.61	10,791.00	9,976.61-	21,457.00
10-50-5008 ADMINISTRATIVE CLERKS	30,498.96	29,929.12	54,528.75	48,175.88	55,307.58	59,964.00	4,656.42	64,110.00
10-50-5010 BUILDING INSPECTOR	16,350.12	7,948.10	36,474.17	32,145.90	33,229.58	40,157.00	6,927.42	39,134.00
10-50-5012 COMMUNITY DEVELOPMENT DIRECTOR	35,023.78	35,122.97	52,648.37	45,843.78	27,977.41	54,219.00	26,241.59	54,219.00
10-50-5013 PARKS AND REC DIRECTOR	8,320.59	8,469.70	9,678.67	8,460.10	9,782.67	10,900.00	1,117.33	11,047.00
10-50-5050 IT DIRECTOR	.00	.00	6,000.02	2,769.24	23,078.84	26,160.00	3,081.16	26,056.00
10-50-5055 IT STAFF	.00	.00	1,543.94	722.79	6,653.52	12,406.00	5,752.48	8,031.00
10-50-5070 COURT	4,680.00	5,513.00	5,208.00	4,894.00	8,004.00	9,156.00	1,152.00	9,020.00
10-50-5540 CUSTODIAN	12,231.87	12,308.99	13,672.71	12,075.39	13,222.31	14,902.00	1,679.69	14,930.00
10-50-5600 VEH. MAINT. - PW CREW	.00	.00	71.33	.00	3,588.65	3,630.00	41.35	4,075.00
10-50-5650 COMM & CMTY ENGMT COORD	14,640.02	6,896.71	16,351.91	14,465.17	16,499.44	17,658.00	1,158.56	18,543.00
10-50-5680 PARKS/FACILITIES MAINT MGR	.00	14,336.48	32,873.31	28,865.70	33,161.45	37,589.00	4,427.55	37,439.00
10-50-5681 PARKS/FACILITIES MAINT OPS	.00	5,751.08	24,009.13	21,173.82	21,118.00	50,944.00	29,826.00	50,944.00
TOTAL SALARIES AND WAGES	156,770.97	173,391.93	322,451.43	280,265.62	321,719.15	408,997.00	87,277.85	419,167.00
TAXES & BENEFITS:								
10-50-5800 FICA	11,665.14	12,983.90	24,921.86	21,710.36	23,932.94	29,504.00	5,571.06	29,504.00
10-50-5810 UNEMPLOYMENT	586.23	593.14	651.92	567.95	625.36	812.00	186.64	812.00
10-50-5830 WORKERS' COMP	1,337.17	1,154.11	1,544.99	1,544.99	3,360.16	2,340.00	1,020.16-	4,245.00
10-50-5831 FLEX PLAN COSTS	1,260.00	1,248.00	1,282.00	1,178.00	100.00	1,500.00	1,400.00	1,500.00
10-50-5840 GROUP TERM LIFE INSURANCE	1,389.16	1,172.27	1,700.85	1,561.09	1,587.25	2,021.00	433.75	2,021.00
10-50-5850 EMPLOYEE HEALTH INSURANCE	69,194.45	61,506.00	108,657.46	101,585.95	70,685.87	120,965.00	50,279.13	85,000.00
10-50-5851 COBRA ADMIN COSTS	328.00	376.00	56.00	56.00	.00	150.00	150.00	.00
10-50-5855 MEDICAL	.00	.00	202.00	.00	.00	.00	.00	.00
10-50-5870 PENSION	2,524.63	4,548.68	8,934.72	7,755.41	9,434.08	11,007.00	1,572.92	11,007.00
TOTAL TAXES & BENEFITS	88,284.78	83,582.10	147,951.80	135,959.75	109,725.66	168,299.00	58,573.34	134,089.00

CITY OF OURAY
EXPENDITURES WITH COMPARISON TO BUDGET
FOR THE 11 MONTHS ENDING NOVEMBER 30, 2023

GENERAL FUND

	<u>PY 3 AUDITED</u>	<u>PY 2 AUDITED</u>	<u>PY ACTUAL</u>	<u>PTYD ACTUAL</u>	<u>CYTD ACTUAL</u>	<u>CY BUDGET</u>	<u>VARIANCE</u>	<u>CY ESTIMATE</u>
OVERHEAD:								
10-50-6010 TELEPHONE / COMMUNICATIONS	14,586.34	18,942.90	15,318.19	13,661.62	15,150.83	16,550.00	1,399.17	16,550.00
10-50-6020 UTILITIES	4,418.31	6,534.34	9,934.02	8,293.53	8,238.11	8,370.00	131.89	9,000.00
10-50-6021 TRASH REMOVAL	.00	59.00	.00	.00	.00	.00	.00	.00
10-50-6030 INSURANCE	18,484.76	19,948.98	22,432.96	22,432.96	22,848.00	22,537.00	311.00-	22,537.00
10-50-6050 COUNTY TREASURER'S FEES	10,011.06	9,940.99	11,117.68	11,081.67	10,849.71	10,750.00	99.71-	10,750.00
10-50-6060 ELECTIONS	2,518.54	218.46-	.00	.00	.00	3,000.00	3,000.00	3,000.00
10-50-6150 ONLINE PROCESSING FEES	.00	.00	360.08	300.08	726.57	720.00	6.57-	1,000.00
10-50-6740 INSPECTIONS	.00	.00	180.00	180.00	.00	.00	.00	.00
TOTAL OVERHEAD	50,019.01	55,207.75	59,342.93	55,949.86	57,813.22	61,927.00	4,113.78	62,837.00

CITY OF OURAY
EXPENDITURES WITH COMPARISON TO BUDGET
FOR THE 11 MONTHS ENDING NOVEMBER 30, 2023

GENERAL FUND

	PY 3 AUDITED	PY 2 AUDITED	PY ACTUAL	PTYD ACTUAL	CYTD ACTUAL	CY BUDGET	VARIANCE	CY ESTIMATE
OPERATING MAINTENANCE:								
10-50-7000 CONTRACT LABOR	48,241.10	109,068.82	106,086.42	80,503.92	39,314.48	80,000.00	40,685.52	20,000.00
10-50-7004 IT CONTRACT LABOR	30,538.39	14,485.02	5,648.75	1,783.75	1,111.75	3,640.00	2,528.25	3,640.00
10-50-7010 ENGINEERING	309.00	454.00-	.00	.00	.00	.00	.00	.00
10-50-7025 LEGAL FEES	65,073.46	69,368.56	67,137.72	55,383.72	62,583.00	70,000.00	7,417.00	60,000.00
10-50-7027 AUDIT FEES	14,000.00	14,000.00	15,500.00	15,500.00	.00	16,500.00	16,500.00	16,500.00
10-50-7035 PLANNING COMMISSION	.00	.00	146.99	98.70	102.27	2,000.00	1,897.73	500.00
10-50-7037 OURAY ECON. DEV. COMMITTEE	.00	2,763.27	12,877.79	11,914.89	29,408.29	20,000.00	9,408.29-	32,000.00
10-50-7050 STATE HISTORIC FUND GRANT EXP	256,453.09	11,953.09	.00	.00	.00	.00	.00	.00
10-50-7051 GOCO GRANT FOR OURAY SCHOOL	.00	110,000.00	.00	.00	.00	.00	.00	.00
10-50-7052 SIPA GRANT EXPENSES	.00	.00	3,199.20	.00	.00	.00	.00	.00
10-50-7100 C.H. CLEAN/SUPPLIES	5,170.39	4,806.48	3,121.79	1,922.38	1,901.87	5,200.00	3,298.13	5,200.00
10-50-7104 IT SUPPLIES	1,709.39	2,807.41	3,220.11	3,072.11	3,555.14	1,500.00	2,055.14-	3,600.00
10-50-7400 MAINTENANCE- CITY HALL	10,794.54	6,112.52	7,428.49	7,171.62	15,021.07	7,500.00	7,521.07-	.00
10-50-7600 VEHICLE OIL & GAS - ADMIN	42.92	417.04	444.07	363.35	239.37	1,000.00	760.63	1,000.00
10-50-7601 VEHICLE OIL & GAS - SCHOOL	2,122.05	5,201.47	7,925.74	6,722.87	7,195.45	7,500.00	304.55	8,454.00
10-50-7650 VEHICLE R & M/SUPPLIES	.00	717.18	554.78	554.78	1,514.05	500.00	1,014.05-	500.00
10-50-7720 SAFETY EXPENSE	.00	137.98	.00	.00	.00	.00	.00	.00
10-50-7800 DUES & SUBSCRIPTIONS	9,057.35	13,959.89	10,592.78	8,579.75	12,496.63	12,000.00	496.63-	13,334.00
10-50-7804 IT SOFTWARE & SUBSCRIPTIONS	.00	8,016.80	19,318.45	19,129.07	20,050.86	13,126.00	6,924.86-	13,500.00
10-50-7811 COUNCIL & OTHER MEETINGS	4,261.99	1,174.78	6,051.30	4,389.38	4,815.50	10,000.00	5,184.50	10,000.00
10-50-7820 HOSTED MEETINGS	1,215.18	525.48	3,149.98	3,067.61	111.23	5,000.00	4,888.77	5,000.00
10-50-7830 OFFICE SUPPLIES	4,909.22	4,431.65	8,337.88	7,566.62	5,736.93	6,000.00	263.07	6,000.00
10-50-7831 OFFICE SUPPLIES (TO BE ALLOC.)	.00	.00	260.82	.00	.00	.00	.00	.00
10-50-7835 COPIER/PRINTER EXPENSE	3,054.14	3,590.97	4,241.41	3,976.41	3,446.11	3,800.00	353.89	3,800.00
10-50-7850 PRINTING/PUBLICATIONS	8,055.49	8,880.90	7,676.45	5,915.14	8,302.68	8,000.00	302.68-	9,392.00
10-50-7854 DONATIONS TO OTHER ORG.	3,500.00	1,500.00	14,500.00	14,500.00	8,873.24	12,500.00	3,626.76	12,500.00
10-50-7855 GIS COST	.00	.00	.00	.00	11,000.00	3,000.00	8,000.00-	11,000.00
10-50-7860 TRAINING & TRAVEL	5,207.92	2,640.52	30,743.76	25,861.09	38,525.13	30,000.00	8,525.13-	46,974.00
10-50-7862 HIRING COST	28,698.68	4,499.63	2,019.39	1,893.79	19,684.57	3,000.00	16,684.57-	3,216.00
10-50-7865 EMPLOYEE FUNCTIONS	209.46	1,698.85	5,244.07	900.27	7,505.38	4,000.00	3,505.38-	4,000.00
10-50-7870 UNIFORMS	.00	.00	1,979.77	1,979.77	.00	2,000.00	2,000.00	2,000.00
10-50-7880 POSTAGE	738.24	959.18	2,036.56	1,105.37	1,986.67	1,200.00	786.67-	2,628.00
10-50-7900 OTHER EXPENSES	887.10	675.93	160.95	129.32	879.19	500.00	379.19-	1,000.00
TOTAL OPERATING MAINTENANCE	504,249.10	403,939.42	349,605.42	283,985.68	305,360.86	329,466.00	24,105.14	295,738.00

CITY OF OURAY
EXPENDITURES WITH COMPARISON TO BUDGET
FOR THE 11 MONTHS ENDING NOVEMBER 30, 2023

GENERAL FUND

	PY 3 AUDITED	PY 2 AUDITED	PY ACTUAL	PTYD ACTUAL	CYTD ACTUAL	CY BUDGET	VARIANCE	CY ESTIMATE
CAPITAL EXPENDITURES:								
10-50-8100 INVENTORIED EQUIPMENT	2,264.89	4,633.90	563.33	2,261.34	486.94	.00	486.94-	500.00
10-50-8104 IT INVENTORIED EQUIPMENT	762.75	14,870.61	2,590.45	2,395.00	4,730.30	3,750.00	980.30-	4,800.00
10-50-8210 CAPITAL IMPROVEMENTS	722.50	.00	.00	.00	.00	.00	.00	.00
10-50-8250 CITY HALL IMPROVEMENT	29,167.40	46,521.01	.00	.00	.00	.00	.00	.00
10-50-8402 IT CAPITAL EXPENDITURES	.00	33,990.91	.00	.00	.00	25,000.00	25,000.00	25,000.00
10-50-8501 MULTIMODAL TRANSPORTATION PROJ	.00	.00	.00	.00	441.69	60,000.00	59,558.31	.00
10-50-8502 AMPHITHEATER FIRE MITIGATION	.00	.00	.00	.00	18,431.92	50,000.00	31,568.08	.00
10-50-8503 OURAY DEBRIS FLOW HAZARD MAPPI	.00	.00	.00	.00	.00	30,000.00	30,000.00	.00
TOTAL CAPITAL EXPENDITURES	32,917.54	100,016.43	3,153.78	4,656.34	24,090.85	168,750.00	144,659.15	30,300.00
OTHER EXPENSES:								
10-50-9000 HOUSING PROGRAM EXPENSES	.00	.00	110,000.00	10,000.00	61,747.19	100,000.00	38,252.81	.00
10-50-9001 IHOI GRANT EXP - AFF. HOUSING	.00	.00	.00	.00	972,293.06	.00	972,293.06-	.00
10-50-9010 E.S.C. MNTCE/OTHER	1,930.36	6,632.50	2,332.84	2,183.26	2,665.40	2,629.00	36.40-	2,629.00
10-50-9020 E.S.C. UTILITIES	3,218.18	3,074.62	3,510.84	2,955.07	1,682.59	3,407.00	1,724.41	3,407.00
TOTAL OTHER EXPENSES	5,148.54	9,707.12	115,843.68	15,138.33	1,038,388.24	106,036.00	932,352.24-	6,036.00
TOTAL GENERAL GOVERNMENT EXPENSES	837,389.94	825,844.75	998,349.04	775,955.58	1,857,097.98	1,243,475.00	613,622.98-	948,167.00

CITY OF OURAY
EXPENDITURES WITH COMPARISON TO BUDGET
FOR THE 11 MONTHS ENDING NOVEMBER 30, 2023

GENERAL FUND

	PY 3 AUDITED	PY 2 AUDITED	PY ACTUAL	PTYD ACTUAL	CYTD ACTUAL	CY BUDGET	VARIANCE	CY ESTIMATE
<u>POLICE DEPT. EXPENSES</u>								
SALARIES AND WAGES:								
10-51-5060 POLICE CHIEF	102,076.23	109,651.95	121,572.43	107,549.90	116,797.85	132,266.00	15,468.15	132,266.00
10-51-5065 OFFICERS	325,414.31	325,418.58	369,887.66	325,816.97	363,606.55	399,780.00	36,173.45	412,695.00
10-51-5600 VEH. MAINT. - PW CREW	7,040.31	8,122.17	8,798.98	7,719.35	11,962.49	12,098.00	135.51	13,583.00
TOTAL SALARIES AND WAGES	434,530.85	443,192.70	500,259.07	441,086.22	492,366.89	544,144.00	51,777.11	558,544.00
TAXES & BENEFITS:								
10-51-5800 FICA	32,571.17	32,971.90	37,269.75	32,730.06	36,069.78	40,811.00	4,741.22	40,921.00
10-51-5810 UNEMPLOYMENT	1,268.44	1,285.45	974.40	855.70	942.88	1,472.00	529.12	1,472.00
10-51-5830 WORKERS' COMP	10,502.06	9,812.71	12,134.24	12,134.24	16,760.92	15,214.00	1,546.92-	19,817.00
10-51-5840 GROUP TERM LIFE INSURANCE	3,381.34	2,617.20	2,233.80	2,052.02	2,064.93	2,524.00	459.07	2,524.00
10-51-5850 EMPLOYEE HEALTH INSURANCE	77,924.30	69,824.69	78,233.91	72,005.64	66,611.85	84,651.00	18,039.15	84,651.00
10-51-5855 MEDICAL	200.00	136.00	175.00	175.00	.00	250.00	250.00	250.00
10-51-5870 PENSION	6,412.41	11,737.61	13,281.19	11,761.21	12,677.30	14,650.00	1,972.70	14,650.00
TOTAL TAXES & BENEFITS	132,259.72	128,385.56	144,302.29	131,713.87	135,127.66	159,572.00	24,444.34	164,285.00
OVERHEAD:								
10-51-6010 TELEPHONE / COMMUNICATIONS	8,197.33	8,736.41	8,528.55	7,332.17	7,974.35	9,380.00	1,405.65	9,380.00
10-51-6011 DISPATCH COMMUNICATIONS	49,243.16	48,512.88	52,308.72	52,308.72	61,016.60	62,335.00	1,318.40	62,335.00
10-51-6020 UTILITIES	687.95	678.33	948.46	775.08	769.48	918.00	148.52	956.00
10-51-6030 INSURANCE	23,600.31	24,741.77	28,528.56	28,520.76	32,188.08	31,692.00	496.08-	31,692.00
10-51-6031 INSURANCE-DEDUCTIONS	.00	411.75	1,000.00	1,000.00	1,000.00	.00	1,000.00-	.00
TOTAL OVERHEAD	81,728.75	83,081.14	91,314.29	89,936.73	102,948.51	104,325.00	1,376.49	104,363.00

CITY OF OURAY
EXPENDITURES WITH COMPARISON TO BUDGET
FOR THE 11 MONTHS ENDING NOVEMBER 30, 2023

GENERAL FUND

	PY 3 AUDITED	PY 2 AUDITED	PY ACTUAL	PTYD ACTUAL	CYTD ACTUAL	CY BUDGET	VARIANCE	CY ESTIMATE
OPERATING MAINTENANCE:								
10-51-7000 CONTRACT LABOR	3,017.00	5,678.56	18,611.58	16,840.20	6,397.49	20,000.00	13,602.51	20,000.00
10-51-7004 IT CONTRACT LABOR	1,524.05	6,981.25	860.00	860.00	585.00	2,080.00	1,495.00	2,080.00
10-51-7060 COMMUNITY POLICING	2,595.33	2,780.74	2,741.48	1,874.84	2,130.46	3,500.00	1,369.54	3,500.00
10-51-7100 SUPPLIES	3,213.76	1,081.55	788.17	788.17	3,081.37	6,200.00	3,118.63	3,000.00
10-51-7104 IT SUPPLIES	766.05	260.00	1,029.35	1,023.12	1,414.69	1,000.00	414.69-	1,900.00
10-51-7180 UNIFORMS	2,618.97	5,441.65	2,672.51	2,646.26	4,307.91	3,300.00	1,007.91-	4,000.00
10-51-7470 TOOLS	.00	.00	33.35	26.26	326.43	150.00	176.43-	350.00
10-51-7600 VEHICLE OIL & GAS	10,971.83	16,292.63	20,412.72	17,197.17	16,977.09	18,700.00	1,722.91	18,700.00
10-51-7654 VEHICLE R & M/SUPPLIES	26,431.87	9,178.99	11,579.58	8,968.79	10,507.84	9,900.00	607.84-	9,900.00
10-51-7654 RADIO MAINTENANCE	384.00	558.10	1,457.75	1,457.75	600.00	1,500.00	900.00	1,500.00
10-51-7800 DUES & SUBSCRIPTIONS	4,413.10	4,467.61	5,416.24	4,847.33	1,947.87	5,200.00	3,252.13	5,200.00
10-51-7804 IT SOFTWARE & SUBSCRIPTIONS	.00	.00	3,323.11	3,311.11	2,277.70	8,850.00	6,572.30	8,850.00
10-51-7830 OFFICE SUPPLIES	3,389.71	3,593.13	3,092.66	1,983.04	1,263.59	3,500.00	2,236.41	3,500.00
10-51-7835 COPIER/PRINTER EXPENSES	.00	633.26	518.09	518.09	733.39	500.00	233.39-	700.00
10-51-7850 ARREST/INVESTIGATION COSTS	6,258.00	2,531.59	.00	.00	29.98	3,000.00	2,970.02	3,000.00
10-51-7853 VICTIMS ADVOCATE SERVICES	.00	.00	.00	.00	2,117.33	.00	2,117.33-	.00
10-51-7855 JUVENILE DIV. PROGRAM	8,800.00	8,800.00	8,800.00	8,800.00	8,800.00	8,800.00	.00	8,800.00
10-51-7856 NEIGHBORHOOD WATCH PROGRAM	547.50	.00	.00	.00	.00	.00	.00	.00
10-51-7860 TRAINING & TRAVEL	9,049.19	5,709.33	14,072.36	8,451.47	11,131.36	11,000.00	131.36-	12,000.00
10-51-7862 HIRING COST	243.95	.00	.00	.00	.00	1,000.00	1,000.00	1,000.00
10-51-7870 ANIMAL CONTROL	.00	390.00	295.00	295.00	.00	600.00	600.00	600.00
10-51-7880 POSTAGE	59.80	98.10	51.17	51.17	26.65	50.00	23.35	50.00
10-51-7887 SHOOTING RANGE MAINTENANCE	9,868.94	4,316.21	375.20	375.20	4,809.00	9,200.00	4,391.00	9,200.00
10-51-7888 FIRE ARMS AND AMMUNITION	.00	1,180.18	14,806.21	11,454.50	8,839.99	5,500.00	3,339.99-	9,473.42
10-51-7900 OTHER EXPENSES	141.48	161.57	222.74	173.24	24.26-	1,000.00	1,024.26	1,000.00
TOTAL OPERATING MAINTENANCE	94,294.53	80,134.45	111,159.27	91,942.71	88,280.88	124,530.00	36,249.12	128,303.42

CITY OF OURAY
 EXPENDITURES WITH COMPARISON TO BUDGET
 FOR THE 11 MONTHS ENDING NOVEMBER 30, 2023

GENERAL FUND

	<u>PY 3 AUDITED</u>	<u>PY 2 AUDITED</u>	<u>PY ACTUAL</u>	<u>PTYD ACTUAL</u>	<u>CYTD ACTUAL</u>	<u>CY BUDGET</u>	<u>VARIANCE</u>	<u>CY ESTIMATE</u>
CAPITAL EXPENDITURES:								
10-51-8100 INVENTORIED EQUIPMENT	1,272.84	4,162.62	1,749.45	1,275.50	4,039.64	4,800.00	760.36	4,800.00
10-51-8104 IT INVENTORIED EQUIPMENT	16.98	3,821.88	1,454.11	1,454.11	9,573.60	43,000.00	33,426.40	36,000.00
10-51-8200 POLICE RANGE	145.17	.00	.00	.00	.00	.00	.00	.00
10-51-8400 CAPITAL EQUIPMENT	.00	55,386.15	6,199.00	.00	.00	.00	.00	.00
10-51-8420 POLICE CAR	7,336.38	66,170.81	43,195.00	43,195.00	.00	.00	.00	.00
TOTAL CAPITAL EXPENDITURES	8,771.37	129,541.46	52,597.56	45,924.61	13,613.24	47,800.00	34,186.76	40,800.00
TOTAL POLICE DEPT. EXPENSES	751,585.22	864,335.31	899,632.48	800,604.14	832,337.18	980,371.00	148,033.82	996,295.42

CITY OF OURAY
EXPENDITURES WITH COMPARISON TO BUDGET
FOR THE 11 MONTHS ENDING NOVEMBER 30, 2023

GENERAL FUND

	PY 3 AUDITED	PY 2 AUDITED	PY ACTUAL	PTYD ACTUAL	CYTD ACTUAL	CY BUDGET	VARIANCE	CY ESTIMATE
<u>FIRE DEPT. EXPENSES</u>								
SALARIES AND WAGES:								
10-52-5500 FIRE CHIEF	1,818.40	4,291.35	6,520.84	4,819.34	17,259.14	22,000.00	4,740.86	22,000.00
10-52-5540 FIREFIGHTER PER CALL PAY	.00	.00	.00	.00	.00	10,000.00	10,000.00	10,000.00
10-52-5600 VEH. MAINT. - PW CREW	3,285.51	3,790.29	4,114.16	3,602.40	5,981.22	6,048.00	66.78	6,791.00
TOTAL SALARIES AND WAGES	5,103.91	8,081.64	10,635.00	8,421.74	23,240.36	38,048.00	14,807.64	38,791.00
TAXES & BENEFITS:								
10-52-5800 FICA	375.45	617.25	1,157.18	987.93	1,776.36	3,069.00	1,292.64	2,074.00
10-52-5810 UNEMPLOYMENT	14.81	23.24	21.35	16.90	45.00	85.00	40.00	52.00
10-52-5830 WORKERS' COMP	171.25	1,159.55	197.87	197.87	1,331.44	2,201.00	869.56	2,201.00
10-52-5840 GROUP TERM LIFE INSURANCE	27.47	31.55	23.35	21.45	30.40	37.00	6.60	37.00
10-52-5850 EMPLOYEE HEALTH INSURANCE	1,297.70	572.04	757.15	696.84	891.15	836.00	55.15	950.00
10-52-5855 MEDICAL	.00	1,370.00	285.00	285.00	480.00	600.00	120.00	600.00
10-52-5870 PENSION	56.67	101.83	118.22	102.88	161.81	172.00	10.19	182.00
TOTAL TAXES & BENEFITS	1,943.35	1,556.36	2,560.12	2,308.87	4,716.16	7,000.00	2,283.84	6,096.00
OVERHEAD:								
10-52-6010 TELEPHONE / COMMUNICATIONS	2,181.61	2,020.20	2,078.76	1,872.46	1,483.00	1,910.00	427.00	1,910.00
10-52-6011 DISPATCH COMMUNICATIONS	742.08	793.76	1,181.28	1,181.28	1,318.04	1,500.00	181.96	1,500.00
10-52-6020 UTILITIES	2,991.84	2,806.01	3,540.84	2,985.09	3,024.94	3,996.00	971.06	3,996.00
10-52-6030 INSURANCE	17,399.84	18,684.73	21,027.60	21,027.60	25,488.70	23,698.00	1,790.70	23,698.00
10-52-6740 INSPECTIONS	.00	.00	1,495.00	1,495.00	.00	4,500.00	4,500.00	.00
TOTAL OVERHEAD	23,315.37	24,304.70	29,323.48	28,561.43	31,314.68	35,604.00	4,289.32	31,104.00

CITY OF OURAY
EXPENDITURES WITH COMPARISON TO BUDGET
FOR THE 11 MONTHS ENDING NOVEMBER 30, 2023

GENERAL FUND

	PY 3 AUDITED	PY 2 AUDITED	PY ACTUAL	PTYD ACTUAL	CYTD ACTUAL	CY BUDGET	VARIANCE	CY ESTIMATE
OPERATING MAINTENANCE:								
10-52-7000 CONTRACT LABOR	14,649.83	3,000.00	3,000.00	3,000.00	3,000.00	.00	3,000.00-	.00
10-52-7004 IT CONTRACT LABOR	140.00	294.25	421.25	421.25	146.25	520.00	373.75	520.00
10-52-7100 SUPPLIES	1,532.95	7,296.29	11,029.44	4,700.35	6,311.84	12,200.00	5,888.16	12,000.00
10-52-7104 IT SUPPLIES	46.80	52.00	.00	.00	408.91	.00	408.91-	500.00
10-52-7180 UNIFORMS	.00	.00	11,574.10	11,574.10	6.00	4,000.00	3,994.00	4,000.00
10-52-7400 BUILDING MAINTENANCE	160.00	8,833.22	15,917.94	12,204.26	5,311.96	6,600.00	1,288.04	6,600.00
10-52-7470 TOOLS	.00	1,246.66	2,933.16	2,933.16	8,460.09	12,100.00	3,639.91	11,000.00
10-52-7600 VEHICLE OIL & GAS	1,331.98	1,417.83	3,028.41	2,707.75	2,419.99	2,500.00	80.01	2,500.00
10-52-7650 VEHICLE R & M/SUPPLIES	4,855.69	12,410.47	11,238.40	7,715.69	2,884.44	10,500.00	7,615.56	10,500.00
10-52-7651 EQUIPMENT MAINTENANCE	1,186.52	2,024.36	1,785.50	1,785.50	4,632.26	3,400.00	1,232.26-	3,400.00
10-52-7800 DUES & SUBSCRIPTIONS	.00	55.50	319.60	28.00	708.00	2,000.00	1,292.00	1,200.00
10-52-7804 IT SOFTWARE & SUBSCRIPTIONS	.00	.00	558.27	554.27	539.64	2,154.00	1,614.36	2,100.00
10-52-7830 OFFICE SUPPLIES	.00	100.80	30.40	15.54	273.68	1,200.00	926.32	1,200.00
10-52-7860 TRAINING & TRAVEL	5,020.82	9,676.09	5,306.58	4,661.33	15,527.40	12,000.00	3,527.40-	12,500.00
10-52-7890 SOCIAL ACTIVITIES	.00	3,171.03	3,569.66	3,569.66	3,457.15	5,000.00	1,542.85	5,000.00
10-52-7891 JULY 4TH GAMES	.00	1,767.44	948.27	948.27	2,567.06	2,000.00	567.06-	2,567.06
10-52-7892 DO NOT USE	14,601.11	499.20	161.98	161.98	.00	.00	.00	.00
10-52-7900 OTHER EXPENSES	1,320.00	1,320.00	.00	.00	1,320.00	4,000.00	2,680.00	2,640.00
10-52-7910 PENSION FUND CONTRIBUTION	20,027.00	20,027.00	22,631.00	22,631.00	.00	25,000.00	25,000.00	25,000.00
TOTAL OPERATING MAINTENANCE	64,872.70	73,192.14	94,453.96	79,612.11	57,974.67	105,174.00	47,199.33	103,227.06
CAPITAL EXPENDITURES:								
10-52-8100 INVENTORIED EQUIPMENT	23,917.90	.00	23,357.21	10,731.46	.00	.00	.00	.00
10-52-8104 IT INVENTORIED EQUIPMENT	.00	1,120.39	3,404.11	3,404.11	3,657.91	1,200.00	2,457.91-	1,000.00
10-52-8400 CAPITAL EQUIPMENT	34,341.55	77,503.00	454,839.79	444,769.94	.00	.00	.00	.00
10-52-8420 VEHICLES	.00	1,120.60	.00	.00	.00	.00	.00	.00
TOTAL CAPITAL EXPENDITURES	58,259.45	79,743.99	481,601.11	458,905.51	3,657.91	1,200.00	2,457.91-	1,000.00
DEBT SERVICE:								
10-52-9540 DEBT SERVICE PRINCIPAL	29,474.99	30,329.46	31,208.71	31,208.71	32,113.45	32,114.00	.55	32,113.00
10-52-9545 DEBT SERVICE INTEREST	5,513.12	4,658.65	3,779.40	3,779.40	2,874.66	2,875.00	.34	2,875.00
TOTAL DEBT SERVICE	34,988.11	34,988.11	34,988.11	34,988.11	34,988.11	34,989.00	.89	34,988.00

CITY OF OURAY
 EXPENDITURES WITH COMPARISON TO BUDGET
 FOR THE 11 MONTHS ENDING NOVEMBER 30, 2023

GENERAL FUND

	<u>PY 3 AUDITED</u>	<u>PY 2 AUDITED</u>	<u>PY ACTUAL</u>	<u>PTYD ACTUAL</u>	<u>CYTD ACTUAL</u>	<u>CY BUDGET</u>	<u>VARIANCE</u>	<u>CY ESTIMATE</u>
TOTAL FIRE DEPT. EXPENSES	188,482.89	221,866.94	653,561.78	612,797.77	155,891.89	222,015.00	66,123.11	215,206.06

CITY OF OURAY
EXPENDITURES WITH COMPARISON TO BUDGET
FOR THE 11 MONTHS ENDING NOVEMBER 30, 2023

GENERAL FUND

	PY 3 AUDITED	PY 2 AUDITED	PY ACTUAL	PTYD ACTUAL	CYTD ACTUAL	CY BUDGET	VARIANCE	CY ESTIMATE
<u>PUBLIC WORKS DEPT. EXPENSES</u>								
SALARIES AND WAGES:								
10-53-5100 PW DIRECTOR	24,261.99	23,967.21	29,089.44	25,818.45	17,029.79	32,172.00	15,142.21	19,227.00
10-53-5110 PW CREW	105,113.11	95,730.17	108,042.98	96,087.56	102,813.18	175,926.00	73,112.82	116,562.00
10-53-5600 VEH. MAINT. - PW CREW	10,325.83	11,912.48	12,817.93	11,321.68	13,158.74	13,308.00	149.26	14,941.00
10-53-5700 CITY SHOP MAINT WAGE	.00	.00	.00	169.33	.00	.00	.00	.00
TOTAL SALARIES AND WAGES	139,700.93	131,609.86	149,950.35	133,397.02	133,001.71	221,406.00	88,404.29	150,730.00
TAXES & BENEFITS:								
10-53-5800 FICA	10,344.48	9,889.91	10,883.94	9,616.32	9,637.46	16,605.00	6,967.54	10,816.00
10-53-5810 UNEMPLOYMENT	405.54	381.55	293.34	260.20	261.02	434.00	172.98	297.00
10-53-5830 WORKERS' COMP	3,569.56	3,232.22	4,124.33	4,124.33	8,820.72	6,238.00	2,582.72-	10,892.00
10-53-5840 GROUP TERM LIFE INSURANCE	1,207.16	724.52	695.97	612.12	646.13	1,153.00	506.87	701.00
10-53-5850 EMPLOYEE HEALTH INSURANCE	9,501.53	10,550.37	13,700.57	12,517.88	28,026.54	24,928.00	3,098.54-	28,388.00
10-53-5855 MEDICAL	233.39	593.93	598.63	452.64	53.33	600.00	546.67	600.00
10-53-5870 PENSION	3,416.82	3,768.54	4,311.51	3,649.40	3,631.49	5,976.00	2,344.51	4,136.00
TOTAL TAXES & BENEFITS	28,678.48	29,141.04	34,608.29	31,232.89	51,076.69	55,934.00	4,857.31	55,830.00
OVERHEAD:								
10-53-6010 TELEPHONE / COMMUNICATIONS	4,823.63	4,700.15	3,518.94	3,090.96	2,173.08	3,870.00	1,696.92	3,870.00
10-53-6020 UTILITIES	3,131.59	1,925.42	2,539.99	1,967.44	2,465.72	3,500.00	1,034.28	3,050.00
10-53-6021 TRASH REMOVAL	1,158.85	.00	.00	.00	.00	1,500.00	1,500.00	.00
10-53-6025 STREET LIGHTS	11,770.25	13,311.15	13,090.69	11,055.16	10,903.73	12,000.00	1,096.27	13,500.00
10-53-6027 STREET LIGHTS REPAIRS	.00	.00	.00	.00	900.00	2,500.00	1,600.00	1,000.00
10-53-6029 SANITATION	.00	.00	.00	.00	.00	1,000.00	1,000.00	.00
10-53-6030 INSURANCE	3,542.93	5,467.15	5,557.48	5,557.48	6,214.76	6,263.00	48.24	6,263.00
10-53-6031 INSURANCE-DEDUCTIONS	.00	1,000.00	.00	.00	1,000.00	.00	1,000.00-	.00
10-53-6050 COUNTY TREASURER'S FEES	1,800.43	1,797.11	1,612.65	1,606.09	1,977.96	2,295.00	317.04	2,295.00
TOTAL OVERHEAD	26,227.68	28,200.98	26,319.75	23,277.13	25,635.25	32,928.00	7,292.75	29,978.00

CITY OF OURAY
EXPENDITURES WITH COMPARISON TO BUDGET
FOR THE 11 MONTHS ENDING NOVEMBER 30, 2023

GENERAL FUND

	PY 3 AUDITED	PY 2 AUDITED	PY ACTUAL	PTYD ACTUAL	CYTD ACTUAL	CY BUDGET	VARIANCE	CY ESTIMATE
OPERATING MAINTENANCE:								
10-53-7000 CONTRACT LABOR	4,781.98	10,044.17	9,260.00	9,260.00	20,252.50	25,000.00	4,747.50	21,000.00
10-53-7004 IT CONTRACT LABOR	1,171.55	265.75	204.75	204.75	944.75	740.00	204.75-	1,000.00
10-53-7104 IT SUPPLIES	214.95	130.00	278.12	278.12	256.98	250.00	6.98-	300.00
10-53-7110 STREET PATCHING	1,900.00	.00	18,409.35	1,167.35	3,229.69	5,000.00	1,770.31	5,000.00
10-53-7112 BRIDGE MATERIAL	703.36	388.50	1,665.16	1,643.17	286.34	1,500.00	1,213.66	1,500.00
10-53-7130 FLUME MATERIALS	.55	.00	.00	.00	.00	1,500.00	1,500.00	1,500.00
10-53-7135 SAND	9,999.83	9,998.77	9,999.95	.00	.00	10,000.00	10,000.00	10,000.00
10-53-7140 ST SUPPLIES/MATERIALS	4,309.68	19,069.56	19,206.12	19,182.30	21,673.02	25,000.00	3,326.98	25,000.00
10-53-7150 DUST CONTROL - CONTRACT	26,460.00	27,090.00	28,854.00	28,854.00	29,830.50	30,000.00	169.50	29,830.50
10-53-7185 EQUIPMENT RENTAL	.00	336.00	1,351.50	1,351.50	.00	2,500.00	2,500.00	.00
10-53-7200 MAINTENANCE & REPAIRS	4,968.24	5,059.16	2,822.29	2,690.94	4,375.16	6,000.00	1,624.84	6,000.00
10-53-7470 TOOLS	400.51	678.46	833.92	414.68	541.95	1,000.00	458.05	1,000.00
10-53-7600 VEHICLE OIL & GAS	6,168.74	9,219.72	16,822.80	14,898.88	11,722.54	15,000.00	3,277.46	18,000.00
10-53-7650 VEHICLE R & M/SUPPLIES	24,296.63	22,650.52	21,041.70	13,656.50	14,796.47	25,000.00	10,203.53	23,000.00
10-53-7700 CITY SHOP EXPENSE	2,879.65	6,677.35	6,192.29	4,526.68	4,191.46	8,000.00	3,808.54	7,000.00
10-53-7720 SAFETY EXPENSE	1,093.21	1,148.56	1,156.32	184.99	15.99	1,000.00	984.01	1,000.00
10-53-7800 DUES & SUBSCRIPTIONS	.00	.00	.00	.00	907.83	.00	907.83-	907.83
10-53-7804 IT SOFTWARE & SUBSCRIPTIONS	.00	.00	840.65	820.65	903.58	910.00	6.42	910.00
10-53-7830 OFFICE SUPPLIES	444.21	577.21	497.87	471.79	307.50	600.00	292.50	500.00
10-53-7835 COPIER/PRINTER EXPENSE	296.70	281.85	205.00	191.31	221.24	500.00	278.76	500.00
10-53-7860 TRAINING & TRAVEL	.00	.00	197.80	197.80	1,497.50	1,000.00	497.50-	1,000.00
10-53-7862 HIRING COST	704.58	1,621.83	232.01	232.01	411.49	500.00	88.51	500.00
10-53-7870 UNIFORMS	1,200.00	1,724.94	1,600.79	1,110.79	2,110.84	1,600.00	510.84-	2,110.84
10-53-7880 POSTAGE	6.75	.00	.00	.00	.00	250.00	250.00	.00
10-53-7900 OTHER EXPENSES	746.94	1,096.04	385.55-	676.56-	507.08	1,000.00	492.92	1,000.00
TOTAL OPERATING MAINTENANCE	92,748.06	118,058.39	141,286.84	100,661.65	118,984.41	163,850.00	44,865.59	158,559.17

CITY OF OURAY
EXPENDITURES WITH COMPARISON TO BUDGET
FOR THE 11 MONTHS ENDING NOVEMBER 30, 2023

GENERAL FUND

	PY 3 AUDITED	PY 2 AUDITED	PY ACTUAL	PTYD ACTUAL	CYTD ACTUAL	CY BUDGET	VARIANCE	CY ESTIMATE
CAPITAL EXPENDITURES:								
10-53-8081 STREET PAVING	.00	.00	.00	.00	6,401.92	10,000.00	3,598.08	6,401.92
10-53-8100 INVENTORIED EQUIPMENT	1,986.45	9,561.32	.00	.00	5,000.00	5,000.00	.00	.00
10-53-8104 IT INVENTORIED EQUIPMENT	1,676.57	4,471.19	.00	.00	.00	.00	.00	.00
10-53-8250 CAPITAL IMPROVEMENTS	64,015.82	17,440.04	.00	.00	.00	250,000.00	250,000.00	50,000.00
10-53-8400 CAPITAL EQUIPMENT	98,317.00	.00	.00	.00	.00	.00	.00	.00
10-53-8420 VEHICLES	500.00	3,500.00	.00	.00	.00	.00	.00	.00
TOTAL CAPITAL EXPENDITURES	166,495.84	34,972.55	.00	.00	11,401.92	265,000.00	253,598.08	56,401.92
DEBT SERVICE:								
10-53-9540 DEBT SERVICE PRINCIPAL	12,927.26	5,384.13	5,544.95	.00	.00	5,545.00	5,545.00	.00
10-53-9545 DEBT SERVICE INTEREST	736.26	326.45	165.63	.00	.00	166.00	166.00	.00
TOTAL DEBT SERVICE	13,663.52	5,710.58	5,710.58	.00	.00	5,711.00	5,711.00	.00
CAPITAL IMPRV - FLUMES/STREETS:								
10-53-9570 FLUME REPAIR/IMPROVEMENT	36,467.30	22,227.90	31,754.13	31,754.13	810.52	250,000.00	249,189.48	30,000.00
TOTAL CAPITAL IMPRV - FLUMES/STREETS	36,467.30	22,227.90	31,754.13	31,754.13	810.52	250,000.00	249,189.48	30,000.00
TOTAL PUBLIC WORKS DEPT. EXPENSES	503,981.81	369,921.30	389,629.94	320,322.82	340,910.50	994,829.00	653,918.50	481,499.09

CITY OF OURAY
EXPENDITURES WITH COMPARISON TO BUDGET
FOR THE 11 MONTHS ENDING NOVEMBER 30, 2023

GENERAL FUND

	PY 3 AUDITED	PY 2 AUDITED	PY ACTUAL	PTYD ACTUAL	CYTD ACTUAL	CY BUDGET	VARIANCE	CY ESTIMATE	
<u>COMMUNITY CENTER EXPENSES</u>									
SALARIES AND WAGES:									
10-54-5012	PARKS AND REC DIRECTOR	8,320.59	8,469.70	9,678.67	8,460.10	9,782.67	10,900.00	1,117.33	11,500.00
10-54-5540	CUSTODIAN / PW MAINTENANCE	22,425.15	22,566.48	25,066.71	22,138.29	24,240.84	27,321.00	3,080.16	27,368.00
10-54-5650	COMM & CMTY ENGMT COORD	26,839.93	12,643.88	29,978.54	26,519.51	30,248.94	32,771.00	2,522.06	35,000.00
	TOTAL SALARIES AND WAGES	57,585.67	43,680.06	64,723.92	57,117.90	64,272.45	70,992.00	6,719.55	73,868.00
TAXES & BENEFITS:									
10-54-5800	FICA	4,172.63	3,103.10	4,656.55	4,094.06	4,641.44	5,325.00	683.56	5,325.00
10-54-5810	UNEMPLOYMENT	163.59	120.49	117.00	102.30	122.68	125.00	2.32	140.00
10-54-5830	WORKERS' COMP	1,677.97	1,644.65	1,938.74	1,938.74	2,936.24	2,936.00	.24-	3,368.00
10-54-5840	GROUP TERM LIFE INSURANCE	660.01	409.13	383.59	352.89	346.99	516.00	169.01	390.00
10-54-5850	EMPLOYEE HEALTH INSURANCE	25,454.55	20,062.06	26,046.38	23,962.92	22,240.06	32,683.00	10,442.94	23,985.00
10-54-5870	PENSION	1,667.09	1,298.02	1,926.14	1,697.57	1,879.82	2,104.00	224.18	2,122.00
	TOTAL TAXES & BENEFITS	33,795.84	26,637.45	35,068.40	32,148.48	32,167.23	43,689.00	11,521.77	35,330.00
OVERHEAD:									
10-54-6010	TELEPHONE / COMMUNICATIONS	2,238.22	2,214.70	2,004.48	1,767.90	1,788.91	2,280.00	491.09	2,280.00
10-54-6020	UTILITIES	5,404.21	6,474.42	8,010.76	6,767.82	6,511.99	6,874.00	362.01	7,677.00
10-54-6030	INSURANCE	3,990.72	4,285.41	4,822.76	4,822.76	5,510.28	5,435.00	75.28-	5,435.00
10-54-6100	ADVERTISING	.00	.00	.00	.00	.00	700.00	700.00	.00
10-54-6720	ELEVATOR	3,685.48	3,796.48	4,155.84	3,800.84	5,690.41	6,000.00	309.59	.00
	TOTAL OVERHEAD	15,318.63	16,771.01	18,993.84	17,159.32	19,501.59	21,289.00	1,787.41	15,392.00

CITY OF OURAY
EXPENDITURES WITH COMPARISON TO BUDGET
FOR THE 11 MONTHS ENDING NOVEMBER 30, 2023

GENERAL FUND

	<u>PY 3 AUDITED</u>	<u>PY 2 AUDITED</u>	<u>PY ACTUAL</u>	<u>PTYD ACTUAL</u>	<u>CYTD ACTUAL</u>	<u>CY BUDGET</u>	<u>VARIANCE</u>	<u>CY ESTIMATE</u>
OPERATING MAINTENANCE:								
10-54-7000 CONTRACT LABOR	.00	.00	127.50	127.50	8,325.02	600.00	7,725.02-	800.00
10-54-7004 IT CONTRACT LABOR	319.89	161.25	146.25	146.25	146.25	.00	146.25-	200.00
10-54-7100 SUPPLIES	5,163.84	3,800.60	2,414.22	755.68	1,806.00	12,800.00	10,994.00	.00
10-54-7103 LAUNDRY	.00	140.00	91.00	91.00	.00	750.00	750.00	.00
10-54-7104 IT SUPPLIES	23.40	26.00	732.93	681.00	394.25	250.00	144.25-	500.00
10-54-7200 MAINTENANCE & REPAIRS	7,154.46	2,005.25	504.14	466.34	2,478.56	12,000.00	9,521.44	.00
10-54-7804 IT SOFTWARE & SUBSCRIPTIONS	.00	.00	378.10	362.10	1,203.84	1,418.00	214.16	1,418.00
10-54-7830 OFFICE SUPPLIES	.00	.00	.00	.00	173.35	800.00	626.65	500.00
TOTAL OPERATING MAINTENANCE	12,661.59	6,133.10	4,394.14	2,629.87	14,527.27	28,618.00	14,090.73	3,418.00
CAPITAL EXPENDITURES:								
10-54-8100 INVENTORIED EQUIPMENT	3,685.66	4,146.00	.00	.00	.00	5,225.00	5,225.00	.00
10-54-8104 IT INVENTORIED EQUIPMENT	.00	.00	2,970.64	2,970.64	.00	1,200.00	1,200.00	.00
10-54-8250 CAPITAL IMPROVEMENTS	42,693.00	68,354.70	.00	.00	.00	.00	.00	.00
TOTAL CAPITAL EXPENDITURES	46,378.66	72,500.70	2,970.64	2,970.64	.00	6,425.00	6,425.00	.00
TOTAL COMMUNITY CENTER EXPENSES	165,740.39	165,722.32	126,150.94	112,026.21	130,468.54	171,013.00	40,544.46	128,008.00

CITY OF OURAY
EXPENDITURES WITH COMPARISON TO BUDGET
FOR THE 11 MONTHS ENDING NOVEMBER 30, 2023

GENERAL FUND

	PY 3 AUDITED	PY 2 AUDITED	PY ACTUAL	PTYD ACTUAL	CYTD ACTUAL	CY BUDGET	VARIANCE	CY ESTIMATE
<u>OTHER PARKS EXPENSES</u>								
SALARIES AND WAGES:								
10-55-5100 PW DIRECTOR	4,852.40	4,793.44	5,863.39	5,163.78	5,676.44	6,434.00	757.56	6,434.00
10-55-5520 GARDENERS/MAINT WAGES - SEASON	35,159.01	37,080.56	57,967.74	56,052.96	14,560.98	43,129.00	28,568.02	15,000.00
10-55-5540 CUSTODIAN	.00	841.08	.00	.00	.00	.00	.00	.00
10-55-5545 PW MAINTENANCE CREW	22,543.39	21,427.89	23,951.71	21,299.20	21,770.23	20,465.00	1,305.23-	24,730.00
10-55-5600 VEH. MAINT. - PW CREW	5,632.22	6,497.88	6,991.31	6,175.14	7,177.50	7,631.00	453.50	8,150.00
10-55-5680 PARKS/FACILITIES MAINT MGR	.00	9,576.90	16,436.55	14,432.76	16,580.63	18,794.00	2,213.37	18,794.00
10-55-5681 PARKS/FACILITIES MAINT OPS	.00	2,875.53	12,004.59	10,586.93	9,661.71	25,506.00	15,844.29	17,000.00
TOTAL SALARIES AND WAGES	68,187.02	83,093.28	123,215.29	113,710.77	75,427.49	121,959.00	46,531.51	90,108.00
TAXES & BENEFITS:								
10-55-5800 FICA	5,132.40	6,279.88	8,545.13	7,821.10	5,659.36	9,147.00	3,487.64	7,000.00
10-55-5810 UNEMPLOYMENT	201.47	245.23	223.75	204.80	141.94	241.00	99.06	241.00
10-55-5830 WORKERS' COMP	2,092.29	1,881.34	2,417.44	2,417.44	3,865.28	3,661.00	204.28-	4,512.00
10-55-5840 GROUP TERM LIFE INSURANCE	415.77	337.61	380.64	350.67	343.22	460.00	116.78	460.00
10-55-5850 EMPLOYEE HEALTH INSURANCE	12,380.12	12,278.48	17,428.77	16,028.27	14,455.03	20,264.00	5,808.97	16,068.00
10-55-5870 PENSION	817.50	1,315.57	1,920.27	1,694.26	1,728.52	2,148.00	419.48	2,148.00
TOTAL TAXES & BENEFITS	21,039.55	22,338.11	30,916.00	28,516.54	26,193.35	35,921.00	9,727.65	30,429.00
OVERHEAD:								
10-55-6010 TELEPHONE / COMMUNICATIONS	1,178.73	1,284.28	994.78	904.66	1,026.53	1,500.00	473.47	1,500.00
10-55-6020 UTILITIES	6,732.94	6,883.54	10,477.67	8,465.82	7,366.34	11,700.00	4,333.66	11,700.00
10-55-6021 TRASH REMOVAL	.00	.00	.00	.00	.00	1,000.00	1,000.00	1,000.00
10-55-6029 SANITATION	5,133.50	11,481.75	5,072.25	4,371.00	7,894.25	5,500.00	2,394.25-	6,500.00
10-55-6030 INSURANCE	2,453.36	2,634.54	2,994.22	2,994.22	3,387.56	3,341.00	46.56-	3,341.00
10-55-6031 INSURANCE-DEDUCTIONS	.00	.00	1,000.00	1,000.00	1,000.00	.00	1,000.00-	.00
TOTAL OVERHEAD	15,498.53	22,284.11	20,538.92	17,735.70	20,674.68	23,041.00	2,366.32	24,041.00

CITY OF OURAY
EXPENDITURES WITH COMPARISON TO BUDGET
FOR THE 11 MONTHS ENDING NOVEMBER 30, 2023

GENERAL FUND

	PY 3 AUDITED	PY 2 AUDITED	PY ACTUAL	PTYD ACTUAL	CYTD ACTUAL	CY BUDGET	VARIANCE	CY ESTIMATE
OPERATING MAINTENANCE:								
10-55-7000 CONTRACT LABOR	300.00	4,338.25	4,627.63	597.63	1,128.78	1,000.00	128.78-	1,500.00
10-55-7004 IT CONTRACT LABOR	140.00	161.25	246.25	246.25	146.25	520.00	373.75	520.00
10-55-7100 PARKS MAINT SUPPLIES	4,296.09	7,440.32	7,484.36	5,126.62	15,323.50	22,000.00	6,676.50	22,000.00
10-55-7101 PAPER/CLEANING SUPPLIES	9,244.72	10,070.80	10,605.27	9,435.77	10,007.01	12,000.00	1,992.99	14,000.00
10-55-7102 PARC SUPPLIES & EVENTS	102.50	286.99	1,366.56	1,366.56	3,297.29	.00	3,297.29-	.00
10-55-7104 IT SUPPLIES	.00	124.96	190.40	.00	112.02	250.00	137.98	250.00
10-55-7125 FERTILIZER	300.00	572.30	300.00	300.00	710.00	1,000.00	290.00	710.00
10-55-7150 TREE MAINTENANCE	3,295.24	4,037.00	17,157.50	17,807.50	4,988.00	5,000.00	12.00	7,000.00
10-55-7160 GEOTHERMAL EXPENSES	846.47	1,194.51	4,518.41	204.63	4,509.15	1,500.00	3,009.15-	5,000.00
10-55-7165 PARKS UNIFORMS	870.26	1,200.24	2,718.13	1,182.02	1,709.72	3,200.00	1,490.28	3,500.00
10-55-7200 MAINTENANCE & REPAIRS	8,680.13	4,831.33	9,013.12	8,713.12	10,963.23	10,000.00	963.23-	15,000.00
10-55-7201 MAINT. & REPAIRS - MICROHYDRO	567.14	.00	.00	.00	877.20	.00	877.20-	.00
10-55-7202 MAINT. & REPAIRS - DOG PARK	300.00	.00	700.00	700.00	46.89	2,500.00	2,453.11	2,500.00
10-55-7470 TOOLS	450.35	789.99	848.78	.00	321.55	1,000.00	678.45	1,200.00
10-55-7600 VEHICLE OIL & GAS	3,901.39	6,146.44	11,199.56	9,916.93	8,025.25	9,180.00	1,154.75	9,180.00
10-55-7650 VEHICLE R & M/SUPPLIES	2,036.15	249.78	140.57	140.57	3,286.95	6,200.00	2,913.05	3,500.00
10-55-7720 SAFETY EXPENSE	810.31	370.30	712.90	684.54	.00	1,000.00	1,000.00	1,000.00
10-55-7804 IT SOFTWARE & SUBSCRIPTIONS	.00	.00	760.37	760.37	549.51	700.00	150.49	700.00
10-55-7830 OFFICE SUPPLIES	317.79	321.17	494.58	468.50	289.56	500.00	210.44	500.00
10-55-7835 COPIER/PRINTER EXPENSE	98.89	93.94	68.30	63.74	73.71	125.00	51.29	125.00
10-55-7860 TRAINING & TRAVEL	112.50	.00	50.00	50.00	195.00	1,000.00	805.00	1,000.00
10-55-7862 HIRING COST	1,426.62	2,050.45	2,050.05	1,681.80	1,649.87	2,200.00	550.13	2,500.00
10-55-7870 SUPPLIES	.00	76.93	10.77	4.99	.00	500.00	500.00	500.00
10-55-7900 OTHER EXPENSES	154.78	.00	.00	.00	50.00-	.00	50.00	.00
TOTAL OPERATING MAINTENANCE	38,251.33	44,356.95	75,263.51	59,451.54	68,160.44	81,375.00	13,214.56	92,185.00
CAPITAL EXPENDITURES:								
10-55-8100 INVENTORIED EQUIPMENT	648.95	1,701.93	389.52	389.52	6.23	.00	6.23-	.00
10-55-8250 CAPITAL IMPROVEMENTS	6,125.25	452,007.42	29,292.32	29,292.32	740.75	.00	740.75-	.00
10-55-8400 CAPITAL EQUIPMENT	25,955.00	4,200.00	.00	.00	.00	.00	.00	.00
TOTAL CAPITAL EXPENDITURES	32,729.20	457,909.35	29,681.84	29,681.84	746.98	.00	746.98-	.00

CITY OF OURAY
 EXPENDITURES WITH COMPARISON TO BUDGET
 FOR THE 11 MONTHS ENDING NOVEMBER 30, 2023

GENERAL FUND

	<u>PY 3 AUDITED</u>	<u>PY 2 AUDITED</u>	<u>PY ACTUAL</u>	<u>PTYD ACTUAL</u>	<u>CYTD ACTUAL</u>	<u>CY BUDGET</u>	<u>VARIANCE</u>	<u>CY ESTIMATE</u>
DEBT SERVICE:								
10-55-9540 DEBT SERVICE PRINCIPAL	2,084.24	.00	.00	.00	.00	.00	.00	.00
10-55-9545 DEBT SERVICE INTEREST	68.66	.00	.00	.00	.00	.00	.00	.00
TOTAL DEBT SERVICE	2,152.90	.00	.00	.00	.00	.00	.00	.00
TOTAL OTHER PARKS EXPENSES	177,858.53	629,981.80	279,615.56	249,096.39	191,202.94	262,296.00	71,093.06	236,763.00

CITY OF OURAY
EXPENDITURES WITH COMPARISON TO BUDGET
FOR THE 11 MONTHS ENDING NOVEMBER 30, 2023

GENERAL FUND

	PY 3 AUDITED	PY 2 AUDITED	PY ACTUAL	PTYD ACTUAL	CYTD ACTUAL	CY BUDGET	VARIANCE	CY ESTIMATE
<u>SKI TOW EXPENSES</u>								
SALARIES AND WAGES:								
10-56-5012	2,496.39	2,540.90	2,903.76	2,538.17	2,934.63	3,270.00	335.37	3,315.00
10-56-5520	7,797.59	6,550.24	7,412.61	7,237.50	9,942.08	6,069.00	3,873.08-	10,500.00
TOTAL SALARIES AND WAGES	10,293.98	9,091.14	10,316.37	9,775.67	12,876.71	9,339.00	3,537.71-	13,815.00
TAXES & BENEFITS:								
10-56-5800	786.71	615.18	812.30	769.39	1,334.15	701.00	633.15-	2,000.00
10-56-5810	30.87	27.04	21.32	20.19	25.84	19.00	6.84-	30.00
10-56-5830	357.85	338.27	413.46	413.46	514.16	626.00	111.84	626.00
10-56-5840	40.38	32.74	16.01	14.79	23.27	35.00	11.73	35.00
10-56-5850	1,025.03	1,100.85	578.05	528.96	867.68	1,384.00	516.32	1,384.00
10-56-5870	72.01	76.17	87.14	76.15	121.55	97.00	24.55-	150.00
TOTAL TAXES & BENEFITS	2,312.85	2,190.25	1,928.28	1,822.94	2,886.65	2,862.00	24.65-	4,225.00
OVERHEAD:								
10-56-6020	643.43	651.25	687.73	598.80	598.09	700.00	101.91	550.00
10-56-6029	585.50	405.00	270.00	270.00	399.00	790.00	391.00	600.00
10-56-6030	164.80	176.96	199.16	199.16	227.52	225.00	2.52-	225.00
10-56-6740	289.95	1,842.87	1,345.38	720.77	1,927.04	2,030.00	102.96	2,030.00
TOTAL OVERHEAD	1,683.68	3,076.08	2,502.27	1,788.73	3,151.65	3,745.00	593.35	3,405.00
OPERATING MAINTENANCE:								
10-56-7000	.00	.00	592.00	.00	.00	6,800.00	6,800.00	6,800.00
10-56-7010	.00	.00	.00	.00	.00	5,000.00	5,000.00	5,000.00
10-56-7100	327.01	.47	586.58	466.58	388.41	3,200.00	2,811.59	3,200.00
10-56-7200	195.02	1,240.00	834.56	678.61	2,794.79	2,800.00	5.21	2,800.00
10-56-7862	.00	132.00	374.30	374.30	.00	400.00	400.00	400.00
10-56-7900	.00	296.00	.00	.00	.00	.00	.00	.00
TOTAL OPERATING MAINTENANCE	522.03	1,668.47	2,387.44	1,519.49	3,183.20	18,200.00	15,016.80	18,200.00

CITY OF OURAY
 EXPENDITURES WITH COMPARISON TO BUDGET
 FOR THE 11 MONTHS ENDING NOVEMBER 30, 2023

GENERAL FUND

	<u>PY 3 AUDITED</u>	<u>PY 2 AUDITED</u>	<u>PY ACTUAL</u>	<u>PTYD ACTUAL</u>	<u>CYTD ACTUAL</u>	<u>CY BUDGET</u>	<u>VARIANCE</u>	<u>CY ESTIMATE</u>
CAPITAL EXPENDITURES:								
10-56-8100 INVENTORIED EQUIPMENT	.00	.00	4,386.00	4,386.00	1,609.77	.00	1,609.77-	2,600.00
TOTAL CAPITAL EXPENDITURES	.00	.00	4,386.00	4,386.00	1,609.77	.00	1,609.77-	2,600.00
TOTAL SKI TOW EXPENSES	14,812.54	16,025.94	21,520.36	19,292.83	23,707.98	34,146.00	10,438.02	42,245.00

CITY OF OURAY
EXPENDITURES WITH COMPARISON TO BUDGET
FOR THE 11 MONTHS ENDING NOVEMBER 30, 2023

GENERAL FUND

	PY 3 AUDITED	PY 2 AUDITED	PY ACTUAL	PTYD ACTUAL	CYTD ACTUAL	CY BUDGET	VARIANCE	CY ESTIMATE
<u>ICE RINK/ROTARY PARK EXPENSES</u>								
SALARIES AND WAGES:								
10-57-5001 ICE RINK/ROTARY WAGES - SEASON	3,495.28	80.76	1,740.06	1,820.82	.00	.00	.00	.00
10-57-5680 PARKS/FACILITIES MAINT MGR	.00	1,903.88	6,574.66	5,773.14	6,632.31	7,518.00	885.69	7,518.00
10-57-5681 PARKS/FACILITIES MAINT OPS	.00	1,150.23	4,801.84	4,234.78	3,864.74	10,189.00	6,324.26	5,000.00
TOTAL SALARIES AND WAGES	3,495.28	3,134.87	13,116.56	11,828.74	10,497.05	17,707.00	7,209.95	12,518.00
TAXES & BENEFITS:								
10-57-5800 FICA	267.39	235.47	982.28	884.27	778.38	1,330.00	551.62	1,000.00
10-57-5810 UNEMPLOYMENT	10.48	8.96	25.57	23.00	20.42	35.00	14.58	30.00
10-57-5830 WORKERS' COMP	.00	24.19-	.00	.00	789.44	475.00	314.44-	740.00
10-57-5840 GROUP TERM LIFE INSURANCE	16.09	23.64	72.71	66.94	74.40	69.00	5.40-	75.00
10-57-5850 EMPLOYEE HEALTH INSURANCE	535.89	834.07	3,275.75	3,014.90	3,097.25	2,818.00	279.25-	3,608.00
10-57-5870 PENSION	.00	91.66	341.22	300.16	303.85	531.00	227.15	531.00
TOTAL TAXES & BENEFITS	829.85	1,169.61	4,697.53	4,289.27	5,063.74	5,258.00	194.26	5,984.00
OVERHEAD:								
10-57-6020 UTILITIES	839.30	341.59	986.60	679.81	2,466.21	918.00	1,548.21-	2,400.00
10-57-6029 SANITATION	1,260.50	2,867.50	1,142.50	675.00	3,060.00	.00	3,060.00-	4,000.00
10-57-6030 INSURANCE	.00	176.96	261.87	261.87	227.52	225.00	2.52-	225.00
TOTAL OVERHEAD	2,099.80	3,386.05	2,390.97	1,616.68	5,753.73	1,143.00	4,610.73-	6,625.00
OPERATING MAINTENANCE:								
10-57-7100 SUPPLIES	109.86	24.95	59.94	33.47	105.24	1,600.00	1,494.76	1,600.00
10-57-7102 PARC SUPPLIES	98.48	.00	.00	.00	.00	.00	.00	.00
10-57-7150 TREE MAINTENANCE	.00	16,037.50	7,978.75	14,916.25	7,600.00	11,300.00	3,700.00	12,000.00
10-57-7200 MAINTENANCE & REPAIRS	607.32	19,916.87	1,127.52	1,000.58	979.53	13,000.00	12,020.47	13,000.00
10-57-7862 HIRING COSTS	.00	61.00	431.00	230.20	.00	400.00	400.00	400.00
10-57-7900 OTHER EXPENSES	.00	157.00	.00	.00	.00	.00	.00	500.00
TOTAL OPERATING MAINTENANCE	815.66	36,197.32	9,597.21	16,180.50	8,684.77	26,300.00	17,615.23	27,500.00

CITY OF OURAY
 EXPENDITURES WITH COMPARISON TO BUDGET
 FOR THE 11 MONTHS ENDING NOVEMBER 30, 2023

GENERAL FUND

	<u>PY 3 AUDITED</u>	<u>PY 2 AUDITED</u>	<u>PY ACTUAL</u>	<u>PTYD ACTUAL</u>	<u>CYTD ACTUAL</u>	<u>CY BUDGET</u>	<u>VARIANCE</u>	<u>CY ESTIMATE</u>
TOTAL ICE RINK/ROTARY PARK EXPENSES	7,240.59	43,887.85	29,802.27	33,915.19	29,999.29	50,408.00	20,408.71	52,627.00
TOTAL FUND EXPENDITURES	2,647,091.91	3,137,586.21	3,398,262.37	2,924,010.93	3,561,616.30	3,958,553.00	396,936.70	3,100,810.57
NET REVENUE OVER EXPENDITURES	383,943.83	897,564.03	896,981.83	1,028,031.16	1,140,206.66	196,970.00-	1,337,176.66-	4,041,050.53-

CITY OF OURAY
REVENUES WITH COMPARISON TO BUDGET
FOR THE 11 MONTHS ENDING NOVEMBER 30, 2023

WATER FUND

	PY 3 AUDITED	PY 2 AUDITED	PY ACTUAL	PYTD ACTUAL	CYTD ACTUAL	CY BUDGET	VARIANCE	
<u>CUSTOMER REVENUE</u>								
20-40-4050 WATER CHARGES- CUSTOMERS	477,133.16	514,581.90	547,135.66	496,506.14	544,190.65	581,378.00	37,187.35	371
20-40-4051 WATER CHARGES - POOL	18,144.48	19,233.12	20,771.76	19,040.78	20,564.06	22,434.00	1,869.94	186
20-40-4053 WATER CHARGES - BOX CANON	689.40	730.80	789.24	723.47	781.33	852.00	70.67	70.
20-40-4057 WATER DEBT SURCHARGE	16,351.09	1,071.83-	1,432.58-	1,432.58-	.00	.00	.00	0.0
20-40-4058 WATER DEBT SURCHARGE -DEF.INC.	57,647.42	.00	.00	.00	.00	.00	.00	0
20-40-4059 WATER DEBT SURCHARGE- REPAY GF	28,750.09	29,051.90	26,484.71	24,105.53	25,592.60	27,345.00	1,752.40	175
20-40-4060 SERVICE CHARGE - WATER	13,703.98	13,863.23	14,111.21	12,775.50	15,012.50	16,232.00	1,219.50	121
20-40-4061 TRANSFER CHARGE - WATER	625.00	462.50	220.00	182.50	70.00	100.00	30.00	30.
20-40-4062 WATER OFF/ON CHARGE	240.00	380.00	500.00	420.00	280.00	300.00	20.00	20.
TOTAL CUSTOMER REVENUE	613,284.62	577,231.62	608,580.00	552,321.34	606,491.14	648,641.00	42,149.86	421
<u>GRANTS</u>								
20-41-4185 GRANT - WATER TRTMT FEAS. STDY	.00	42,209.80	.00	.00	.00	.00	.00	0
20-41-4190 CARES ACT REIMB FOR COVID-19	314.02	.00	.00	.00	.00	.00	.00	0
TOTAL GRANTS	314.02	42,209.80	.00	.00	.00	.00	.00	0
<u>OTHER REVENUES</u>								
20-43-4300 INVEST FEE-WATER(25%)	7,674.55	9,944.11	15,749.89	15,749.89	9,843.72	37,500.00	27,656.28	276
20-43-4310 OTHER REVENUE	243.35	337.38	.00	.00	.00	.00	.00	0
20-43-4340 INTEREST INCOME	1,550.03	317.66	2,438.33	976.51	7,747.88	600.00	(7,147.88)	714
20-43-4376 UTILITY-CI FUND TRANSFER	34,022.50	.00	.00	.00	.00	.00	.00	0
TOTAL OTHER REVENUES	43,490.43	10,599.15	18,188.22	16,726.40	17,591.60	38,100.00	20,508.40	205
TOTAL FUND REVENUE	657,089.07	630,040.57	626,768.22	569,047.74	624,082.74	686,741.00	62,658.26	626

CITY OF OURAY
EXPENDITURES WITH COMPARISON TO BUDGET
FOR THE 11 MONTHS ENDING NOVEMBER 30, 2023

WATER FUND

	PY 3 AUDITED	PY 2 AUDITED	PY ACTUAL	PTYD ACTUAL	CYTD ACTUAL	CY BUDGET	VARIANCE	CY ESTIMATE
<u>WATER EXPENSES</u>								
SALARIES AND WAGES:								
20-50-5002 CITY ADMINISTRATOR	31,864.08	35,172.82	39,342.74	34,166.17	36,239.07	41,594.00	5,354.93	42,763.00
20-50-5004 FINANCE & ADMIN. DIRECTOR	7,139.67	20,269.57	23,892.05	20,337.74	23,800.02	27,230.00	3,429.98	27,871.00
20-50-5006 HR MANAGER	10,091.99	11,266.68	19,945.49	15,469.19	20,767.61	10,791.00	9,976.61-	21,457.00
20-50-5008 ADMINISTRATIVE CLERKS	45,700.20	46,189.12	55,983.37	52,072.26	33,064.89	36,392.00	3,327.11	37,135.00
20-50-5010 BUILDING INSPECTOR	5,450.08	2,735.57	12,141.13	10,715.30	11,076.64	13,385.00	2,308.36	13,385.00
20-50-5012 COMMUNITY DEVELOPMENT DIRECTOR	9,426.28	9,034.83	13,478.51	11,642.94	7,105.31	13,770.00	6,664.69	8,000.00
20-50-5050 IT DIRECTOR	.00	.00	4,191.51	1,230.78	15,385.97	17,440.00	2,054.03	17,440.00
20-50-5055 IT STAFF	.00	.00	1,029.28	481.85	4,435.67	8,271.00	3,835.33	8,271.00
20-50-5100 PW DIRECTOR	19,325.48	20,035.27	27,960.78	19,894.24	34,059.77	45,041.00	10,981.23	38,543.00
20-50-5150 PW CREW	72,935.56	72,684.14	82,808.59	69,643.98	88,216.41	84,105.00	4,111.41-	101,827.00
20-50-5600 VEH. MAINT. - PW CREW	10,316.91	12,696.53	12,125.58	10,819.86	8,971.81	13,156.00	4,184.19	10,186.00
20-50-5650 COMM & CMTY ENGMT COORD	1,219.27	529.47	1,437.05	1,205.43	1,374.99	1,491.00	116.01	1,545.00
TOTAL SALARIES AND WAGES	213,469.52	230,614.00	294,336.08	247,679.74	284,498.16	312,666.00	28,167.84	328,423.00
TAXES & BENEFITS:								
20-50-5800 FICA	15,947.75	15,629.87	20,568.20	17,883.08	21,404.85	23,450.00	2,045.15	24,938.00
20-50-5810 UNEMPLOYMENT	625.64	608.00	538.86	468.49	559.91	583.00	23.09	652.00
20-50-5830 WORKERS' COMP	4,653.66	4,824.83	5,376.89	5,376.89	6,566.32	7,988.00	1,421.68	7,988.00
20-50-5840 GROUP TERM LIFE INSURANCE	2,177.05	1,895.28	1,653.12	1,542.55	1,381.89	2,155.00	773.11	2,155.00
20-50-5850 EMPLOYEE HEALTH INSURANCE	56,884.59	59,183.89	73,334.31	67,946.86	56,693.69	81,182.00	24,488.31	81,182.00
20-50-5855 MEDICAL	173.39	593.95	548.64	402.64	53.33	500.00	446.67	500.00
20-50-5870 PENSION	5,360.20	5,958.80	8,355.09	7,332.93	10,831.01	9,264.00	1,567.01-	12,514.00
TOTAL TAXES & BENEFITS	85,822.28	88,694.62	110,375.11	100,953.44	97,491.00	125,122.00	27,631.00	129,929.00
OVERHEAD:								
20-50-6010 TELEPHONE / COMMUNICATIONS	719.14	771.19	663.63	606.46	657.76	890.00	232.24	890.00
20-50-6020 UTILITIES	4,178.32	4,261.62	5,405.90	4,436.54	5,007.65	5,832.00	824.35	8,300.00
20-50-6030 INSURANCE	7,718.36	8,552.76	9,327.60	9,327.60	9,477.28	9,348.00	129.28-	9,348.00
20-50-6031 INSURANCE-DEDUCTIONS	.00	.00	6.14	6.14	.00	.00	.00	.00
20-50-6150 ONLINE PROCESSING FEES	3,383.55	3,949.40	4,094.69	3,768.60	4,434.22	3,896.00	538.22-	5,800.00
TOTAL OVERHEAD	15,999.37	17,534.97	19,497.96	18,145.34	19,576.91	19,966.00	389.09	24,338.00

CITY OF OURAY
EXPENDITURES WITH COMPARISON TO BUDGET
FOR THE 11 MONTHS ENDING NOVEMBER 30, 2023

WATER FUND

	PY 3 AUDITED	PY 2 AUDITED	PY ACTUAL	PTYD ACTUAL	CYTD ACTUAL	CY BUDGET	VARIANCE	CY ESTIMATE
OPERATING MAINTENANCE:								
20-50-7000 CONTRACT LABOR	54,987.74	58,181.34	16,412.53	15,946.03	15,870.95	20,000.00	4,129.05	15,000.00
20-50-7004 IT CONTRACT LABOR	3,689.00	1,490.26	1,134.91	1,134.91	146.25	520.00	373.75	520.00
20-50-7010 ENGINEERING	10,109.00	6,695.25	14,182.00	10,906.50	11,790.25	10,000.00	1,790.25-	7,500.00
20-50-7024 PERMIT FEES	.00	346.54	1,212.49	833.35	387.11	1,000.00	612.89	1,000.00
20-50-7025 LEGAL FEES	4,925.99	22,505.44	19,324.72	10,599.79	5,243.32	10,000.00	4,756.68	8,000.00
20-50-7100 DIST.SYST.SUPPLIES	4,922.74	12,566.51	14,835.04	14,835.04	15,002.55	18,000.00	2,997.45	15,000.00
20-50-7104 IT SUPPLIES	40.90	26.00	393.45	393.45	.00	500.00	500.00	500.00
20-50-7110 STREET PATCHING	.00	800.00	5,211.81	5,211.81	.00	8,000.00	8,000.00	.00
20-50-7185 EQUIPMENT RENTAL	296.41	.00	.00	.00	.00	2,500.00	2,500.00	.00
20-50-7200 MAINTENANCE & REPAIRS	2,145.12	8,441.07	7,380.59	7,380.59	2,776.15	7,000.00	4,223.85	7,000.00
20-50-7400 WATER SAMPLE	4,138.50	2,733.42	4,004.35	3,705.41	4,912.89	5,000.00	87.11	6,500.00
20-50-7450 CHEMICALS	3,135.00	3,636.14	13,673.03	10,000.47	15,667.78	10,000.00	5,667.78-	14,000.00
20-50-7460 WATER TANK MAINTENANCE	1,669.34	1,115.61	3,140.34	1,865.72	3,066.09	3,500.00	433.91	3,300.00
20-50-7470 TOOLS	1,531.37	2,677.90	2,446.08	2,149.49	2,630.53	3,500.00	869.47	3,500.00
20-50-7600 VEHICLE OIL & GAS	6,753.92	8,866.00	12,599.50	11,156.54	8,791.92	12,000.00	3,208.08	14,000.00
20-50-7650 VEHICLE R & M/SUPPLIES	8,629.28	3,956.22	2,979.31	2,674.23	2,287.21	8,000.00	5,712.79	6,000.00
20-50-7700 CITY SHOP EXPENSE	1,925.11	2,125.75	2,942.84	2,260.44	1,714.52	2,500.00	785.48	2,200.00
20-50-7720 SAFETY EXPENSE	525.29	291.45	895.86	477.00	.00	2,000.00	2,000.00	1,500.00
20-50-7800 DUES & SUBSCRIPTIONS	585.00	465.00	1,568.62	1,268.62	531.33	1,500.00	968.67	111.33
20-50-7804 IT SOFTWARE & SUBSCRIPTIONS	.00	470.20	2,918.30	2,676.18	3,399.64	3,140.00	259.64-	3,140.00
20-50-7830 OFFICE SUPPLIES	312.58	686.15	530.73	495.46	465.68	500.00	34.32	500.00
20-50-7835 COPIER/PRINTER EXPENSE	1,212.96	1,359.12	1,477.31	1,384.13	1,217.47	1,500.00	282.53	1,500.00
20-50-7850 PRINTING & PUBLICATIONS	.00	.00	40.02	40.02	.00	500.00	500.00	.00
20-50-7855 GIS COST	.00	.00	.00	.00	7,000.00	3,000.00	4,000.00-	7,000.00
20-50-7860 TRAINING & TRAVEL	495.00	1,427.67	2,742.91	2,358.21	2,399.64	3,000.00	600.36	2,800.00
20-50-7862 HIRING COST	474.73	1,440.93	158.27	158.27	122.99	1,500.00	1,377.01	500.00
20-50-7870 UNIFORMS	1,200.00	1,200.00	1,271.72	711.76	166.20	1,600.00	1,433.80	1,600.00
20-50-7880 POSTAGE	1,329.73	822.23	1,299.12	840.28	2,796.76	1,000.00	1,796.76-	1,300.00
20-50-7900 OTHER EXPENSES	382.98	1,307.38	779.70	453.70	339.76	1,200.00	860.24	1,000.00
20-50-7920 TRANSFER TO GF TO REPAY LOAN	28,744.48	29,051.90	26,484.71	24,105.53	25,592.60	27,345.00	1,752.40	27,872.00
TOTAL OPERATING MAINTENANCE	144,162.17	174,685.48	162,040.26	136,022.93	134,319.59	169,805.00	35,485.41	152,843.33

CITY OF OURAY
EXPENDITURES WITH COMPARISON TO BUDGET
FOR THE 11 MONTHS ENDING NOVEMBER 30, 2023

WATER FUND

	PY 3 AUDITED	PY 2 AUDITED	PY ACTUAL	PTYD ACTUAL	CYTD ACTUAL	CY BUDGET	VARIANCE	CY ESTIMATE
CAPITAL EXPENDITURES:								
20-50-8100 INVENTORIED EQUIPMENT	5,400.90	.01-	2,500.10	2,500.10	4,913.95	5,000.00	86.05	5,000.00
20-50-8104 IT INVENTORIED EQUIPMENT	1,676.57	2,000.00	.00	.00	1,686.56	2,000.00	313.44	2,000.00
20-50-8250 CAPITAL IMPROVEMENTS	.00	.00	20,275.81-	20,275.81-	.00	.00	.00	.00
20-50-8251 WATER IMPROVEMENTS CAP.	.00	.00	2,246.00-	6,725.00-	1,073.50	.00	1,073.50-	1,073.50
20-50-8570 NEW LINES / VALVES	.00	.00	314.24	314.24	.00	2,000.00	2,000.00	1,000.00
20-50-8571 NEW HYDRANTS	.00	.00	1,994.40	1,994.40	5,765.06	3,000.00	2,765.06-	5,765.00
TOTAL CAPITAL EXPENDITURES	7,077.47	1,999.99	17,713.07-	22,192.07-	13,439.07	12,000.00	1,439.07-	14,838.50
DEBT SERVICE:								
20-50-9540 DEBT SERVICE PRINCIPAL	.00	.00	5,381.86	.00	.00	5,382.00	5,382.00	.00
20-50-9545 DEBT SERVICE INTEREST	318.39	316.85	160.76	.00	.00	161.00	161.00	.00
20-50-9560 BOND PRINCIPAL	.48	.00	.00	.00	.00	.00	.00	.00
20-50-9565 BOND INTEREST	1,529.88	.00	.00	.00	.00	.00	.00	.00
TOTAL DEBT SERVICE	1,848.75	316.85	5,542.62	.00	.00	5,543.00	5,543.00	.00
CAPITAL IMPRV - FLUMES/STREETS:								
20-50-9999 DEPRECIATION	159,611.00	158,598.00	.00	.00	.00	.00	.00	.00
TOTAL CAPITAL IMPRV - FLUMES/STREETS	159,611.00	158,598.00	.00	.00	.00	.00	.00	.00
TOTAL WATER EXPENSES	627,990.56	672,443.91	574,078.96	480,609.38	549,324.73	645,102.00	95,777.27	650,371.83
TOTAL FUND EXPENDITURES	627,990.56	672,443.91	574,078.96	480,609.38	549,324.73	645,102.00	95,777.27	650,371.83
NET REVENUE OVER EXPENDITURES	29,098.51	42,403.34-	52,689.26	88,438.36	74,758.01	41,639.00	33,119.01-	587,713.57-

CITY OF OURAY
REVENUES WITH COMPARISON TO BUDGET
FOR THE 11 MONTHS ENDING NOVEMBER 30, 2023

SEWER FUND

	PY 3 AUDITED	PY 2 AUDITED	PY ACTUAL	PYTD ACTUAL	CYTD ACTUAL	CY BUDGET	VARIANCE	
<u>CUSTOMER REVENUE</u>								
23-40-4050 SEWER CHARGES - CUSTOMERS	673,089.04	711,808.62	768,066.63	697,375.74	759,188.77	820,966.00	61,777.23	617
23-40-4051 SEWER CHARGES - POOL	14,387.04	15,250.32	16,470.36	15,097.83	16,305.63	17,788.00	1,482.37	148
23-40-4053 SEWER CHARGES - BOX CANON	1,093.32	1,158.96	1,251.72	1,147.41	1,239.15	1,352.00	112.85	112.
23-40-4060 SERVICE CHARGE - SEWER	14,047.48	14,224.71	14,497.75	13,090.50	15,471.50	16,583.00	1,111.50	111
23-40-4061 TRANSFER CHARGE - SEWER	625.00	462.50	200.00	162.50	50.00	100.00	50.00	50.
TOTAL CUSTOMER REVENUE	703,241.88	742,905.11	800,486.46	726,873.98	792,255.05	856,789.00	64,533.95	645
<u>GRANTS</u>								
23-41-4190 CARES ACT REIMB FOR COVID-19	314.02	.00	.00	.00	.00	.00	.00	0
TOTAL GRANTS	314.02	.00	.00	.00	.00	.00	.00	0
<u>OTHER REVENUES</u>								
23-43-4300 INVEST FEE-SEWER(25%)	7,674.60	9,944.23	17,611.15	17,611.15	9,843.81	37,500.00	27,656.19	276
23-43-4310 OTHER REVENUE	1,289.70	463.11	.00	.00	.00	.00	.00	0
23-43-4340 INTEREST INCOME	4,483.98	1,198.14	11,523.66	5,998.80	34,449.74	2,600.00	(31,849.74)	318
23-43-4998 TRF FROM UTIL.-CI	178,055.51	363,783.74	.00	.00	.00	.00	.00	0
TOTAL OTHER REVENUES	191,503.79	375,389.22	29,134.81	23,609.95	44,293.55	40,100.00	(4,193.55)	419
TOTAL FUND REVENUE	895,059.69	1,118,294.33	829,621.27	750,483.93	836,548.60	896,889.00	60,340.40	603

CITY OF OURAY
EXPENDITURES WITH COMPARISON TO BUDGET
FOR THE 11 MONTHS ENDING NOVEMBER 30, 2023

SEWER FUND

	PY 3 AUDITED	PY 2 AUDITED	PY ACTUAL	PTYD ACTUAL	CYTD ACTUAL	CY BUDGET	VARIANCE	CY ESTIMATE
<u>SEWER EXPENSES</u>								
SALARIES AND WAGES:								
23-50-5002 CITY ADMINISTRATOR	38,006.53	39,080.85	43,714.24	37,962.49	43,761.05	46,975.00	3,213.95	47,515.00
23-50-5004 FINANCE & ADMIN. DIRECTOR	7,353.27	20,269.57	23,018.58	19,464.27	23,800.02	27,230.00	3,429.98	27,871.00
23-50-5006 HR MANAGER	13,988.40	15,022.15	27,628.88	21,660.52	27,689.98	14,388.00	13,301.98-	28,609.00
23-50-5008 ADMINISTRATIVE CLERKS	45,983.81	46,189.10	55,983.37	52,072.26	33,064.89	36,392.00	3,327.11	37,135.00
23-50-5010 BUILDING INSPECTOR	5,450.06	2,735.58	12,141.16	10,715.31	11,076.55	13,385.00	2,308.45	13,385.00
23-50-5012 COMMUNITY DEVELOPMENT DIRECTOR	6,443.50	5,929.17	8,845.26	7,640.69	4,662.86	9,036.00	4,373.14	5,800.00
23-50-5050 IT DIRECTOR	.00	.00	5,422.29	2,461.56	15,385.97	17,440.00	2,054.03	17,440.00
23-50-5055 IT STAFF	.00	.00	1,029.28	481.85	4,435.67	8,271.00	3,835.33	8,211.00
23-50-5100 PW DIRECTOR	49,545.62	51,419.03	63,942.22	52,397.33	56,766.22	45,041.00	11,725.22-	64,089.00
23-50-5150 PW CREW	80,965.47	79,447.37	90,455.77	76,615.28	93,871.45	78,445.00	15,426.45-	108,191.00
23-50-5600 VEH. MAINT. - PW CREW	10,369.21	12,647.03	13,129.22	11,823.50	8,971.81	14,831.00	5,859.19	10,186.00
23-50-5650 COMM & CMTY ENGMT COORD	1,223.56	578.97	1,437.05	1,205.43	1,374.99	1,490.00	115.01	1,545.00
TOTAL SALARIES AND WAGES	259,329.43	273,318.82	346,747.32	294,500.49	324,861.46	312,924.00	11,937.46-	369,977.00
TAXES & BENEFITS:								
23-50-5800 FICA	19,246.92	18,325.95	25,972.41	22,841.53	24,226.96	23,469.00	757.96-	28,155.00
23-50-5810 UNEMPLOYMENT	754.70	712.19	656.78	574.76	607.08	611.00	3.92	696.00
23-50-5830 WORKERS' COMP	4,619.53	4,881.89	5,337.47	5,337.47	7,250.40	8,082.00	831.60	6,974.00
23-50-5840 GROUP TERM LIFE INSURANCE	2,344.49	2,058.00	1,926.31	1,762.46	1,611.98	1,962.00	350.02	1,962.00
23-50-5850 EMPLOYEE HEALTH INSURANCE	61,779.08	64,924.81	79,965.41	74,055.78	60,953.47	80,866.00	19,912.53	65,319.00
23-50-5855 MEDICAL	173.42	594.10	548.72	402.71	53.34	500.00	446.66	500.00
23-50-5870 PENSION	6,672.08	7,041.73	9,822.78	8,625.61	12,247.43	10,540.00	1,707.43-	14,125.00
TOTAL TAXES & BENEFITS	95,590.22	98,538.67	124,229.88	113,600.32	106,950.66	126,030.00	19,079.34	117,731.00
OVERHEAD:								
23-50-6010 TELEPHONE / COMMUNICATIONS	1,270.05	1,398.72	1,208.89	1,134.43	964.51	1,320.00	355.49	1,320.00
23-50-6020 UTILITIES	26,739.99	27,521.55	42,074.34	32,721.77	37,822.73	32,400.00	5,422.73-	60,000.00
23-50-6030 INSURANCE	7,863.72	7,635.03	8,294.76	8,294.76	9,477.28	9,349.00	128.28-	9,349.00
23-50-6150 ONLINE PROCESSING FEES	3,383.54	3,949.37	4,094.72	3,768.62	4,434.32	4,471.00	36.68	5,800.00
TOTAL OVERHEAD	39,257.30	40,504.67	55,672.71	45,919.58	52,698.84	47,540.00	5,158.84-	76,469.00

CITY OF OURAY
EXPENDITURES WITH COMPARISON TO BUDGET
FOR THE 11 MONTHS ENDING NOVEMBER 30, 2023

SEWER FUND

	PY 3 AUDITED	PY 2 AUDITED	PY ACTUAL	PTYD ACTUAL	CYTD ACTUAL	CY BUDGET	VARIANCE	CY ESTIMATE
OPERATING MAINTENANCE:								
23-50-7000 CONTRACT LABOR	30,625.01	41,094.00	33,488.77	31,604.42	36,334.52	35,000.00	1,334.52-	35,000.00
23-50-7004 IT CONTRACT LABOR	2,487.17	2,295.76	1,976.38	1,976.38	146.25	520.00	373.75	520.00
23-50-7010 ENGINEERING	12,085.83	.00	.00	.00	.00	.00	.00	.00
23-50-7025 LEGAL FEES	2,336.58	1,480.00	467.00	467.00	.00	2,000.00	2,000.00	.00
23-50-7075 DISCHARGE PERMIT FEES	1,501.00	2,874.00	1,096.00	1,096.00	.00	1,500.00	1,500.00	1,100.00
23-50-7100 SUPPLIES-WWTP	1,664.35	794.82	5,879.38	5,564.98	2,904.85	6,000.00	3,095.15	5,000.00
23-50-7101 SUPPLIES-COLLECTION LINES	682.04	89.48	590.84	590.84	3,109.77	3,000.00	109.77-	3,109.77
23-50-7104 IT SUPPLIES	40.89	26.00	478.45	478.45	46.97	500.00	453.03	500.00
23-50-7110 STREET PATCHING	.00	.00	.00	.00	.00	5,000.00	5,000.00	.00
23-50-7185 EQUIPMENT RENTAL	.00	.00	.00	.00	.00	2,500.00	2,500.00	.00
23-50-7200 MAINTENANCE & REPAIRS	15,646.90	27,500.96	32,065.65	32,065.65	19,397.13	30,000.00	10,602.87	20,000.00
23-50-7250 CHEMICALS	1,202.28	16,437.08	23,642.02	22,770.77	10,967.00	15,000.00	4,033.00	18,000.00
23-50-7276 LAB TESTS	4,109.00	4,644.00	4,432.50	3,672.00	7,307.56	5,000.00	2,307.56-	5,000.00
23-50-7470 TOOLS	198.84	289.98	300.67	300.67	65.98	1,000.00	934.02	1,000.00
23-50-7600 VEHICLE OIL & GAS	3,314.66	5,521.04	12,599.50	11,156.54	8,791.93	12,000.00	3,208.07	14,000.00
23-50-7650 VEHICLE R & M/SUPPLIES	12,037.45	8,465.19	4,037.57	3,723.03	6,409.93	8,000.00	1,590.07	7,000.00
23-50-7700 CITY SHOP EXPENSE	7,417.62	6,126.80	5,549.33	2,904.74	1,836.90	5,000.00	3,163.10	5,000.00
23-50-7720 SAFETY EXPENSE	321.83	1,974.95	1,293.79	.00	520.30	2,000.00	1,479.70	1,800.00
23-50-7800 DUES & SUBSCRIPTIONS	92.00	.00	.00	.00	66.34	250.00	183.66	66.34
23-50-7804 IT SOFTWARE & SUBSCRIPTIONS	.00	470.20	2,918.30	2,676.18	3,084.98	3,140.00	55.02	3,140.00
23-50-7830 OFFICE SUPPLIES	386.38	316.19	503.78	468.50	289.56	500.00	210.44	500.00
23-50-7835 COPIER/PRINTER EXPENSE	1,212.96	1,359.13	1,477.43	1,384.24	1,217.66	1,400.00	182.34	1,400.00
23-50-7850 PRINTING & PUBLICATION	38.28	.00	91.35	91.35	.00	100.00	100.00	.00
23-50-7855 GIS COST	.00	.00	.00	.00	7,000.00	3,000.00	4,000.00-	7,000.00
23-50-7860 TRAINING & TRAVEL	585.00	1,098.66	2,856.24	2,607.24	1,268.78	3,000.00	1,731.22	3,000.00
23-50-7862 HIRING COST	647.94	1,441.04	153.27	153.27	119.02	500.00	380.98	300.00
23-50-7870 UNIFORMS	1,332.97	1,108.49	1,783.16	1,783.16	940.84	1,600.00	659.16	1,600.00
23-50-7880 POSTAGE	553.53	872.95	461.14	182.30	406.25	500.00	93.75	500.00
23-50-7900 OTHER EXPENSES	392.49	816.31	412.03	235.46	379.59	1,200.00	820.41	1,000.00
TOTAL OPERATING MAINTENANCE	100,913.00	127,097.03	138,554.55	127,953.17	112,612.11	149,210.00	36,597.89	135,536.11

CITY OF OURAY
EXPENDITURES WITH COMPARISON TO BUDGET
FOR THE 11 MONTHS ENDING NOVEMBER 30, 2023

SEWER FUND

	PY 3 AUDITED	PY 2 AUDITED	PY ACTUAL	PTYD ACTUAL	CYTD ACTUAL	CY BUDGET	VARIANCE	CY ESTIMATE
CAPITAL EXPENDITURES:								
23-50-8100 INVENTORIED EQUIPMENT	1,492.49	2,450.00	.00	.00	4,639.32	5,000.00	360.68	5,000.00
23-50-8104 IT INVENTORIED EQUIPMENT	1,676.57	876.95	.00	.00	.00	.00	.00	.00
23-50-8250 CAPITAL IMPROVEMENTS	.00	.00	.00	.00	67,029.00	.00	67,029.00-	90,000.00
23-50-8520 LINES	.00	.00	.00	.00	582.12	2,500.00	1,917.88	2,500.00
23-50-8570 LIFT STATION	.00	.00	367.37	263.71	1,951.19	2,000.00	48.81	1,500.00
TOTAL CAPITAL EXPENDITURES	3,169.06	3,326.95	367.37	263.71	74,201.63	9,500.00	64,701.63-	99,000.00
DEBT SERVICE:								
23-50-9540 DEBT SERVICE PRINCIPAL	.00	.00	5,381.86	.00	.00	5,382.00	5,382.00	.00
23-50-9545 DEBT SERVICE INTEREST	318.38	316.85	160.76	.00	.00	161.00	161.00	.00
TOTAL DEBT SERVICE	318.38	316.85	5,542.62	.00	.00	5,543.00	5,543.00	.00
CAPITAL IMPRV - FLUMES/STREETS:								
23-50-9999 DEPRECIATION	40,363.00	39,182.00	.00	.00	.00	.00	.00	.00
TOTAL CAPITAL IMPRV - FLUMES/STREETS	40,363.00	39,182.00	.00	.00	.00	.00	.00	.00
TOTAL SEWER EXPENSES	538,940.39	582,284.99	671,114.45	582,237.27	671,324.70	650,747.00	20,577.70-	798,713.11
TOTAL FUND EXPENDITURES	538,940.39	582,284.99	671,114.45	582,237.27	671,324.70	650,747.00	20,577.70-	798,713.11
NET REVENUE OVER EXPENDITURES	356,119.30	536,009.34	158,506.82	168,246.66	165,223.90	246,142.00	80,918.10	738,372.71-

CITY OF OURAY
 REVENUES WITH COMPARISON TO BUDGET
 FOR THE 11 MONTHS ENDING NOVEMBER 30, 2023

REFUSE/RECYCLE FUND

	<u>PY 3 AUDITED</u>	<u>PY 2 AUDITED</u>	<u>PY ACTUAL</u>	<u>PYTD ACTUAL</u>	<u>CYTD ACTUAL</u>	<u>CY BUDGET</u>	<u>VARIANCE</u>	
<u>REFUSE REVENUE</u>								
25-40-4040 REFUSE CHARGES	148,351.97	162,790.21	175,830.22	159,078.50	187,918.93	202,366.00	14,447.07	144
25-40-4060 SERVICE CHARGE - REF/REC	10,431.00	10,819.00	14,317.50	12,974.50	14,791.25	15,882.00	1,090.75	109
TOTAL REFUSE REVENUE	<u>158,782.97</u>	<u>173,609.21</u>	<u>190,147.72</u>	<u>172,053.00</u>	<u>202,710.18</u>	<u>218,248.00</u>	<u>15,537.82</u>	<u>155</u>
<u>RECYCLE REVENUE</u>								
25-41-4040 RECYCLING CHARGES	53,510.27	67,678.21	71,164.63	64,387.58	76,017.46	81,907.00	5,889.54	588
TOTAL RECYCLE REVENUE	<u>53,510.27</u>	<u>67,678.21</u>	<u>71,164.63</u>	<u>64,387.58</u>	<u>76,017.46</u>	<u>81,907.00</u>	<u>5,889.54</u>	<u>588</u>
TOTAL FUND REVENUE	<u>212,293.24</u>	<u>241,287.42</u>	<u>261,312.35</u>	<u>236,440.58</u>	<u>278,727.64</u>	<u>300,155.00</u>	<u>21,427.36</u>	<u>214</u>

CITY OF OURAY
 EXPENDITURES WITH COMPARISON TO BUDGET
 FOR THE 11 MONTHS ENDING NOVEMBER 30, 2023

REFUSE/RECYCLE FUND

	PY 3 AUDITED	PY 2 AUDITED	PY ACTUAL	PTYD ACTUAL	CYTD ACTUAL	CY BUDGET	VARIANCE	CY ESTIMATE
<u>REFUSE EXPENSES</u>								
OPERATING MAINTENANCE:								
25-50-7000 CONTRACT HAULING	142,418.81	140,667.55	149,408.59	136,862.97	160,048.17	173,931.00	13,882.83	174,365.00
25-50-7010 SPRING CLEANING	.00	.00	1,208.29	1,208.29	794.09	2,000.00	1,205.91	794.00
25-50-7020 TRANSFER TO GF - ADMIN. FEE	6,593.04	6,593.04	8,969.04	8,221.62	9,249.13	10,090.00	840.87	10,090.00
TOTAL OPERATING MAINTENANCE	149,011.85	147,260.59	159,585.92	146,292.88	170,091.39	186,021.00	15,929.61	185,249.00
TOTAL REFUSE EXPENSES	149,011.85	147,260.59	159,585.92	146,292.88	170,091.39	186,021.00	15,929.61	185,249.00

CITY OF OURAY
 EXPENDITURES WITH COMPARISON TO BUDGET
 FOR THE 11 MONTHS ENDING NOVEMBER 30, 2023

REFUSE/RECYCLE FUND

	<u>PY 3 AUDITED</u>	<u>PY 2 AUDITED</u>	<u>PY ACTUAL</u>	<u>PTYD ACTUAL</u>	<u>CYTD ACTUAL</u>	<u>CY BUDGET</u>	<u>VARIANCE</u>	<u>CY ESTIMATE</u>
<u>RECYCLE EXPENSES</u>								
OPERATING MAINTENANCE:								
25-51-7000 CONTRACT HAULING	80,110.50	79,125.51	83,661.39	76,604.48	90,027.07	97,392.00	7,364.93	98,081.00
25-51-7020 TRANSFER TO GF - ADMIN. FEE	3,708.00	3,708.00	5,045.04	4,624.62	5,203.00	5,676.00	473.00	5,676.00
TOTAL OPERATING MAINTENANCE	83,818.50	82,833.51	88,706.43	81,229.10	95,230.07	103,068.00	7,837.93	103,757.00
TOTAL RECYCLE EXPENSES	83,818.50	82,833.51	88,706.43	81,229.10	95,230.07	103,068.00	7,837.93	103,757.00
TOTAL FUND EXPENDITURES	232,830.35	230,094.10	248,292.35	227,521.98	265,321.46	289,089.00	23,767.54	289,006.00
NET REVENUE OVER EXPENDITURES	20,537.11-	11,193.32	13,020.00	8,918.60	13,406.18	11,066.00	2,340.18-	267,578.64-

CITY OF OURAY
REVENUES WITH COMPARISON TO BUDGET
FOR THE 11 MONTHS ENDING NOVEMBER 30, 2023

UTILITY - CI FUND

	PY 3 AUDITED	PY 2 AUDITED	PY ACTUAL	PYTD ACTUAL	CYTD ACTUAL	CY BUDGET	VARIANCE	
<u>WATER REVENUES</u>								
28-40-4005 STR EXCISE TAX FOR WATER DEBT	.00	.00	125,533.49	122,798.02	154,219.19	101,660.00	(52,559.19)	525
28-40-4175 EIAF GRANT	.00	.00	19,709.21	.00	5,207.62	.00	(5,207.62)	520
28-40-4300 INVEST FEE-WATER(75%)	23,023.78	29,832.53	47,031.25	47,031.25	29,531.15	112,500.00	82,968.85	829
28-40-4320 WATER SYS UPGRADES - MONTHLY	107,682.78	222,858.63	323,971.78	294,731.89	317,294.66	339,466.00	22,171.34	221
28-40-4340 INTEREST WATER	5,464.89	1,494.11	13,103.64	6,113.81	27,102.69	4,400.00	(22,702.69)	227
28-40-4500 SRF LOAN - WATER	.00	.00	.00	.00	3,124,097.24	9,600,000.00	6,475,902.76	647
TOTAL WATER REVENUES	136,171.45	254,185.27	529,349.37	470,674.97	3,657,452.55	10,158,026.00	6,500,573.45	650
<u>SEWER REVENUES</u>								
28-41-4005 STR EXCISE TAX FOR SEWER DEBT	.00	.00	125,533.49	122,798.02	154,219.19	101,660.00	(52,559.19)	525
28-41-4300 INVEST FEE-SEWER(75%)	23,023.75	29,832.50	46,718.75	46,718.75	29,531.25	112,500.00	82,968.75	829
28-41-4330 WWTP CIP REPLACE/UPDATE CHARGE	238,821.77	359,952.88	507,360.30	451,223.55	610,960.23	662,260.00	51,299.77	512
28-41-4500 SRF LOAN WWTP	.00	.00	1,132,454.17	.00	7,907,281.48	14,000,000.00	6,092,718.52	609
TOTAL SEWER REVENUES	261,845.52	389,785.38	1,812,066.71	620,740.32	8,701,992.15	14,876,420.00	6,174,427.85	617
TOTAL FUND REVENUE	398,016.97	643,970.65	2,341,416.08	1,091,415.29	12,359,444.70	25,034,446.00	12,675,001.30	126

CITY OF OURAY
EXPENDITURES WITH COMPARISON TO BUDGET
FOR THE 11 MONTHS ENDING NOVEMBER 30, 2023

UTILITY - CI FUND

	<u>PY 3 AUDITED</u>	<u>PY 2 AUDITED</u>	<u>PY ACTUAL</u>	<u>PTYD ACTUAL</u>	<u>CYTD ACTUAL</u>	<u>CY BUDGET</u>	<u>VARIANCE</u>	<u>CY ESTIMATE</u>
<u>UTILITY-CI WATER EXPENSES</u>								
CAPITAL EXPENDITURES:								
28-50-8253 WATER PLANT CONSTRUCTION PROJ	.00	.00	.00	.00	4,835,199.17	9,600,000.00	4,764,800.83	4,000,000.00
28-50-8254 WATER PLANT PROJ ENGINEERING	.00	.00	323,813.37	316,435.62	.00	.00	.00	.00
28-50-8255 WATER PLANT PROJECT LEGAL	.00	.00	1,780.31	1,600.00	.00	.00	.00	.00
28-50-8260 SPRING BOX IMPROVEMENTS	.00	.00	.00	.00	10,880.00	75,000.00	64,120.00	.00
28-50-8510 WATER LINES	.00	.00	.00	.00	6,338.25	.00	6,338.25-	.00
28-50-8590 TRANSFER TO WF FOR CAP EXP	34,022.50	.00	.00	.00	.00	.00	.00	.00
TOTAL CAPITAL EXPENDITURES	34,022.50	.00	325,593.68	318,035.62	4,852,417.42	9,675,000.00	4,822,582.58	4,000,000.00
DEBT SERVICE:								
28-50-9540 DEBT SERVICE PRINCIPAL	.00	.00	.00	.00	136,735.42	350,629.00	213,893.58	136,736.00
28-50-9545 DEBT SERVICE INTEREST	.00	.00	.00	.00	171,123.43	.00	171,123.43-	171,124.00
TOTAL DEBT SERVICE	.00	.00	.00	.00	307,858.85	350,629.00	42,770.15	307,860.00
TOTAL UTILITY-CI WATER EXPENSES	34,022.50	.00	325,593.68	318,035.62	5,160,276.27	10,025,629.00	4,865,352.73	4,307,860.00

CITY OF OURAY
EXPENDITURES WITH COMPARISON TO BUDGET
FOR THE 11 MONTHS ENDING NOVEMBER 30, 2023

UTILITY - CI FUND

	<u>PY 3 AUDITED</u>	<u>PY 2 AUDITED</u>	<u>PY ACTUAL</u>	<u>PTYD ACTUAL</u>	<u>CYTD ACTUAL</u>	<u>CY BUDGET</u>	<u>VARIANCE</u>	<u>CY ESTIMATE</u>	
<u>UTILITY-CI SEWER EXPENSES</u>									
CAPITAL EXPENDITURES:									
28-51-8253	WWTP CONSTRUCTION PROJECT	.00	.00	1,658,038.99	19,505.08	7,098,683.06	14,000,000.00	6,901,316.94	8,000,000.00
28-51-8254	WWTP PROJ ENGINEERING	.00	.00	535,589.44	532,491.59	3,099.45	.00	3,099.45-	.00
28-51-8255	WWTP PROJECT LEGAL	.00	.00	17,100.00	17,100.00	66.46	.00	66.46-	.00
28-51-8590	TRANSFER TO SF FOR CAP EXP	178,055.51	363,783.74	.00	.00	.00	.00	.00	.00
	TOTAL CAPITAL EXPENDITURES	178,055.51	363,783.74	2,210,728.43	569,096.67	7,101,848.97	14,000,000.00	6,898,151.03	8,000,000.00
DEBT SERVICE:									
28-51-9540	DEBT SERVICE PRINCIPAL	.00	.00	88,772.00	88,772.00	184,612.00	761,000.00	576,388.00	184,612.00
28-51-9545	DEBT SERVICE INTEREST	.00	.00	185,103.55	185,103.55	568,349.21	.00	568,349.21-	568,349.00
	TOTAL DEBT SERVICE	.00	.00	273,875.55	273,875.55	752,961.21	761,000.00	8,038.79	752,961.00
	TOTAL UTILITY-CI SEWER EXPENSES	178,055.51	363,783.74	2,484,603.98	842,972.22	7,854,810.18	14,761,000.00	6,906,189.82	8,752,961.00
	TOTAL FUND EXPENDITURES	212,078.01	363,783.74	2,810,197.66	1,161,007.84	13,015,086.45	24,786,629.00	11,771,542.55	13,060,821.00
	NET REVENUE OVER EXPENDITURES	185,938.96	280,186.91	468,781.58-	69,592.55-	655,641.75-	247,817.00	903,458.75	385,819.70-

CITY OF OURAY
 REVENUES WITH COMPARISON TO BUDGET
 FOR THE 11 MONTHS ENDING NOVEMBER 30, 2023

CAPITAL IMPROVEMENTS FUND

	PY 3 AUDITED	PY 2 AUDITED	PY ACTUAL	PYTD ACTUAL	CYTD ACTUAL	CY BUDGET	VARIANCE	
<u>CAPITAL IMPROVEMENT REVENUES</u>								
30-40-4030 SALES TAX 1%	515,168.85	748,160.14	737,570.50	674,195.32	692,396.53	661,341.00	(31,055.53)	310
TOTAL CAPITAL IMPROVEMENT REVENUES	515,168.85	748,160.14	737,570.50	674,195.32	692,396.53	661,341.00	(31,055.53)	310
TOTAL FUND REVENUE	515,168.85	748,160.14	737,570.50	674,195.32	692,396.53	661,341.00	(31,055.53)	310

CITY OF OURAY
 EXPENDITURES WITH COMPARISON TO BUDGET
 FOR THE 11 MONTHS ENDING NOVEMBER 30, 2023

CAPITAL IMPROVEMENTS FUND

	<u>PY 3 AUDITED</u>	<u>PY 2 AUDITED</u>	<u>PY ACTUAL</u>	<u>PTYD ACTUAL</u>	<u>CYTD ACTUAL</u>	<u>CY BUDGET</u>	<u>VARIANCE</u>	<u>CY ESTIMATE</u>
<u>CAPITAL IMPROVEMENT EXPENSES</u>								
CAPITAL EXPENDITURES:								
30-50-8250 CAPITAL IMPROVEMENTS	239,481.81	324,762.39	812,283.25	635,443.02	745,652.45	1,320,226.00	574,573.55	805,056.00
TOTAL CAPITAL EXPENDITURES	239,481.81	324,762.39	812,283.25	635,443.02	745,652.45	1,320,226.00	574,573.55	805,056.00
TOTAL CAPITAL IMPROVEMENT EXPENSES	239,481.81	324,762.39	812,283.25	635,443.02	745,652.45	1,320,226.00	574,573.55	805,056.00
TOTAL FUND EXPENDITURES	239,481.81	324,762.39	812,283.25	635,443.02	745,652.45	1,320,226.00	574,573.55	805,056.00
NET REVENUE OVER EXPENDITURES	275,687.04	423,397.75	74,712.75-	38,752.30	53,255.92-	658,885.00-	605,629.08-	836,111.53-

CITY OF OURAY
REVENUES WITH COMPARISON TO BUDGET
FOR THE 11 MONTHS ENDING NOVEMBER 30, 2023

PARKS FUND

	PY 3 AUDITED	PY 2 AUDITED	PY ACTUAL	PYTD ACTUAL	CYTD ACTUAL	CY BUDGET	VARIANCE	
<u>POOL REVENUES</u>								
50-40-4030 SWIM. POOL ADMISSIONS	785,637.28	1,634,397.42	1,568,779.40	1,508,345.10	2,066,576.24	1,973,400.00	(93,176.24)	931
50-40-4031 OVER/SHORT	852.98-	539.46-	220.50	250.22	243.99	.00	(243.99)	243
50-40-4033 MEMBERSHIP PASS REVENUE	118,160.00	289,380.00	457,263.95	432,203.95	431,824.86	442,750.00	10,925.14	109
50-40-4034 FACILITY RENTAL REVENUE	38.40	120.00	180.00	180.00	2,008.00	.00	(2,008.00)	200
50-40-4035 SLIDE ADMISSIONS	.00	48,506.15	37,989.90	37,989.90	92,710.50	50,888.00	(41,822.50)	418
50-40-4040 LOCKER AND MISC. RENTALS	9,139.60	10,124.00	12,082.00	11,376.00	21,742.82	12,960.00	(8,782.82)	878
50-40-4045 SALES-POOL MERCHANDISE	8,153.91	59,749.74	121,707.78	117,033.35	123,534.63	91,800.00	(31,734.63)	317
50-40-4048 SWIM LESSONS	.00	.00	.00	.00	6,165.00	7,800.00	1,635.00	163
50-40-4049 PROGRAMS REVENUE	.00	3,919.00	7,155.00	7,155.00	190.00	.00	(190.00)	190
50-40-4050 GRANTS/DONATIONS	.00	.00	12,550.00	12,550.00	.00	.00	.00	0
50-40-4052 MASSAGE RENT	1,955.00	2,750.00	3,000.00	3,000.00	3,000.00	3,000.00	.00	0.0
50-40-4053 SWIM SHOP RENT	1,185.00	.00	.00	.00	.00	.00	.00	0
50-40-4320 VENDING MACHINE REVENUE	167.21	213.86	84.58	84.58	337.54	100.00	(237.54)	237
50-40-4340 INTEREST INCOME	9,236.41	1,782.75	16,981.24	7,838.97	38,942.39	4,000.00	(34,942.39)	349
50-40-4350 MISC. REVENUE	3,349.70	5,540.51	1,028.00	996.00	27.00	.00	(27.00)	27.
TOTAL POOL REVENUES	936,169.53	2,055,943.97	2,239,022.35	2,139,003.07	2,787,302.97	2,586,698.00	(200,604.97)	200
<u>BOX CANON REVENUES</u>								
50-41-4010 BOX CANON ADMISSIONS	319,613.58	384,124.45	354,402.00	354,402.00	556,080.71	574,850.00	18,769.29	187
50-41-4015 BC DONATIONS	3,100.60	3,545.73	3,256.91	3,256.91	2,463.93	3,400.00	936.07	936
50-41-4020 CONCESSIONS	22,056.11	49,670.48	46,842.65	46,842.34	60,028.24	50,000.00	(10,028.24)	100
50-41-4031 OVER/SHORT	1,135.55-	352.49	118.45-	118.45-	301.66	.00	(301.66)	301
50-41-4190 CARES ACT REIMB FOR COVID-19	10,533.20	.00	.00	.00	.00	.00	.00	0
50-41-4320 VENDING MACHINE REVENUE	.00	196.37	110.43	110.43	.00	100.00	100.00	100
TOTAL BOX CANON REVENUES	354,167.94	437,889.52	404,493.54	404,493.23	618,874.54	628,350.00	9,475.46	947

CITY OF OURAY
REVENUES WITH COMPARISON TO BUDGET
FOR THE 11 MONTHS ENDING NOVEMBER 30, 2023

PARKS FUND

	PY 3 AUDITED	PY 2 AUDITED	PY ACTUAL	PYTD ACTUAL	CYTD ACTUAL	CY BUDGET	VARIANCE	
<u>ROTARY PARK / ICE RINK REV.</u>								
50-42-4003 PARC LEAGUE FEES	150.00	.00	.00	.00	.00	.00	.00	0
50-42-4005 SKATE RENTALS	1,080.00	.00	.00	.00	.00	.00	.00	0
TOTAL ROTARY PARK / ICE RINK REV.	1,230.00	.00	.00	.00	.00	.00	.00	0
<u>GYM REVENUES</u>								
50-43-4010 GYM ADMISSIONS	2,505.00	25,521.10	33,747.90	30,221.14	54,077.50	24,000.00	(30,077.50)	300
50-43-4012 MERCHANDISE SALES	.00	.10	.00	.00	.00	.00	.00	0
TOTAL GYM REVENUES	2,505.00	25,521.20	33,747.90	30,221.14	54,077.50	24,000.00	(30,077.50)	300
<u>ICE PARK REVENUES</u>								
50-47-4048 ICE PARK FEES	11,059.90	11,443.50	11,722.00	11,722.00	23,487.50	11,000.00	(12,487.50)	124
50-47-4106 GOCO GRANT FOR ICE PARK	.00	.00	75,000.00	.00	.00	.00	.00	0
TOTAL ICE PARK REVENUES	11,059.90	11,443.50	86,722.00	11,722.00	23,487.50	11,000.00	(12,487.50)	124
<u>VIA FERRATA REVENUES</u>								
50-48-4048 VIA FERRATA FEES	.00	.00	15,350.00	15,350.00	.00	15,000.00	15,000.00	150
TOTAL VIA FERRATA REVENUES	.00	.00	15,350.00	15,350.00	.00	15,000.00	15,000.00	150
TOTAL FUND REVENUE	1,305,132.37	2,530,798.19	2,779,335.79	2,600,789.44	3,483,742.51	3,265,048.00	(218,694.51)	218

CITY OF OURAY
EXPENDITURES WITH COMPARISON TO BUDGET
FOR THE 11 MONTHS ENDING NOVEMBER 30, 2023

PARKS FUND

	PY 3 AUDITED	PY 2 AUDITED	PY ACTUAL	PTYD ACTUAL	CYTD ACTUAL	CY BUDGET	VARIANCE	CY ESTIMATE	
<u>POOL EXPENSES</u>									
SALARIES AND WAGES:									
50-50-5012	PARKS AND REC DIRECTOR	36,081.05	55,881.03	65,000.20	48,222.65	55,760.98	62,130.00	6,369.02	62,965.00
50-50-5520	CASHIERS	68,830.10	90,592.44	131,560.39	117,199.35	145,406.20	166,719.00	21,312.80	173,725.00
50-50-5524	POOL MANAGER	26,776.96	47,421.54	83,416.38	71,363.75	79,953.13	93,935.00	13,981.87	93,935.00
50-50-5525	POOL ASSISTANT MANAGER	.00	.00	47,224.68	42,133.12	34,572.19	74,458.00	39,885.81	50,000.00
50-50-5532	AQUATICS COORDINATOR	30,679.58	52,663.62	68,006.46	57,411.50	67,332.81	119,322.00	51,989.19	119,322.00
50-50-5533	LEAD LIFEGUARDS	71,284.01	101,144.52	97,756.31	88,555.83	93,219.96	111,242.00	18,022.04	111,242.00
50-50-5534	PART-TIME LIFEGUARDS	122,632.00	192,843.58	195,210.22	178,725.86	196,826.27	238,872.00	42,045.73	251,927.00
50-50-5536	SWIM LESSON WAGE	.00	2,311.61	7,599.37	7,461.81	3,969.59	10,852.00	6,882.41	10,852.00
50-50-5538	POOL ATTENDANTS	.00	6,144.14	7,795.62	7,795.62	3,558.83	14,856.00	11,297.17	14,851.00
50-50-5540	POOL CLEANING WAGE	45,202.07	52,160.02	54,940.29	48,946.34	54,034.19	54,645.00	610.81	59,698.00
50-50-5545	POOL MAINT WAGE	39,072.76	48,425.84	59,404.26	54,281.19	58,735.94	84,161.00	25,425.06	84,181.00
50-50-5550	POOL FILTRATION WAGE	43,047.74	53,207.18	59,404.17	54,281.13	53,685.74	84,161.00	30,475.26	84,181.00
50-50-5590	TEMPORARY PROJECTS	.00	.00	11,508.35	11,508.35	.00	.00	.00	.00
50-50-5680	PARKS/FACILITIES MAINT MGR	.00	1,622.37	3,558.87	2,976.95	3,315.97	3,759.00	443.03	3,759.00
50-50-5681	PARKS/FACILITIES MAINT OPS	.00	622.78	2,375.54	2,026.62	1,932.05	5,095.00	3,162.95	5,095.00
TOTAL SALARIES AND WAGES		483,606.27	705,040.67	894,761.11	792,890.07	852,303.85	1,124,207.00	271,903.15	1,125,733.00
TAXES & BENEFITS:									
50-50-5800	FICA	39,420.63	50,588.67	67,052.31	60,421.92	64,589.10	84,772.00	20,182.90	84,772.00
50-50-5810	UNEMPLOYMENT	1,417.25	1,882.68	1,774.88	1,601.49	1,688.55	2,763.00	1,074.45	2,763.00
50-50-5830	WORKERS' COMP	25,299.38	25,783.13	29,231.24	29,231.24	47,343.28	42,369.00	4,974.28-	49,002.00
50-50-5840	GROUP TERM LIFE INSURANCE	2,049.80	1,664.99	2,418.43	2,169.25	1,970.62	3,411.00	1,440.38	3,411.00
50-50-5850	EMPLOYEE HEALTH INSURANCE	35,291.93	51,947.46	98,037.42	90,096.16	84,715.01	123,617.00	38,901.99	123,617.00
50-50-5855	MEDICAL	136.00	.00	50.00	50.00	.00	1,000.00	1,000.00	200.00
50-50-5870	PENSION	1,967.51	6,339.11	11,982.89	10,702.37	10,682.78	16,988.00	6,305.22	15,000.00
50-50-5999	DEPRCIATION	595,248.00	689,845.27	.00	.00	.00	.00	.00	.00
TOTAL TAXES & BENEFITS		700,830.50	828,051.31	210,547.17	194,272.43	210,989.34	274,920.00	63,930.66	278,765.00

CITY OF OURAY
EXPENDITURES WITH COMPARISON TO BUDGET
FOR THE 11 MONTHS ENDING NOVEMBER 30, 2023

PARKS FUND

	PY 3 AUDITED	PY 2 AUDITED	PY ACTUAL	PTYD ACTUAL	CYTD ACTUAL	CY BUDGET	VARIANCE	CY ESTIMATE
OVERHEAD:								
50-50-6010 TELEPHONE / COMMUNICATIONS	5,117.11	5,420.45	4,620.18	4,113.93	4,342.26	6,530.00	2,187.74	6,530.00
50-50-6020 UTILITIES	50,311.27	50,123.17	60,431.53	51,048.50	45,004.09	74,476.00	29,471.91	52,000.00
50-50-6021 TRASH REMOVAL	.00	.00	.00	.00	855.00	.00	855.00-	.00
50-50-6024 WATER CHARGE	23,376.48	24,573.48	50,493.36	46,285.58	49,241.06	53,718.00	4,476.94	53,718.00
50-50-6026 SEWER CHARGE	19,205.04	22,506.72	26,694.48	24,469.94	28,954.97	31,587.00	2,632.03	31,587.00
50-50-6030 INSURANCE	8,235.85	8,792.80	9,895.36	9,895.36	13,997.40	13,807.00	190.40-	13,807.00
50-50-6031 INSURANCE-DEDUCTIONS	1,489.94	.00	.00	.00	.00	.00	.00	.00
50-50-6100 ADVERTISING	2,008.75	1,720.00	1,961.08	1,961.08	1,791.35	14,000.00	12,208.65	14,000.00
50-50-6101 PROMOTION	2,124.00	3,098.07	18,405.00	18,405.00	2,759.46	6,000.00	3,240.54	4,500.00
50-50-6150 BANKCARD CHARGE-VISA/MC	34,536.43	73,381.81	56,533.69	54,016.37	73,435.47	.00	73,435.47-	85,326.00
50-50-6740 INSPECTIONS	3,114.00	.00	.00	.00	.00	3,850.00	3,850.00	.00
50-50-6800 SWIM SHOP MDSE. CONCESSIONS	.00	.00	.00	.00	234.97	.00	234.97-	.00
50-50-6801 SWIM SHOP SNACK CONCESSIONS	.00	.00	.00	.00	21,933.66	.00	21,933.66-	.00
TOTAL OVERHEAD	149,518.87	189,616.50	229,034.68	210,195.76	242,549.69	203,968.00	38,581.69-	261,468.00

CITY OF OURAY
EXPENDITURES WITH COMPARISON TO BUDGET
FOR THE 11 MONTHS ENDING NOVEMBER 30, 2023

PARKS FUND

	PY 3 AUDITED	PY 2 AUDITED	PY ACTUAL	PTYD ACTUAL	CYTD ACTUAL	CY BUDGET	VARIANCE	CY ESTIMATE
OPERATING MAINTENANCE:								
50-50-7000 CONTRACT LABOR	10,263.88	8,107.28	1,550.25	1,179.00	403.75	5,000.00	4,596.25	5,000.00
50-50-7004 IT CONTRACT LABOR	6,149.97	45,468.86	6,591.31	24,194.81	5,594.63	5,210.00	384.63-	5,600.00
50-50-7010 ENGINEERING	.00	.00	562.00	562.00	.00	.00	.00	5,000.00
50-50-7100 SUPPLIES	11,710.50	14,352.55	20,087.89	18,559.56	17,270.52	21,600.00	4,329.48	21,600.00
50-50-7104 IT SUPPLIES	2,229.87	1,983.12	1,738.81	715.67	1,940.36	1,500.00	440.36-	2,000.00
50-50-7120 UNIFORMS	3,338.19	5,550.23	7,873.68	5,873.70	7,130.13	8,350.00	1,219.87	8,600.00
50-50-7170 SWIM TEAM	.00	.00	.00	.00	194.86	3,500.00	3,305.14	400.00
50-50-7200 FACILITIES MAINT/SUPPLY	13,422.26	27,189.91	38,657.83	32,277.57	25,869.74	33,300.00	7,430.26	33,300.00
50-50-7201 SWIM LESSONS SUPPLIES	.00	497.33	326.66	132.00	.00	500.00	500.00	500.00
50-50-7202 SPECIAL EVENTS SUPPLIES	478.70	1,040.61	3,153.51	3,153.51	6,586.05	3,010.00	3,576.05-	3,010.00
50-50-7204 DAILY CLEANING SUPPLIES	2,837.62	3,588.64	6,438.91	6,438.91	9,806.41	7,200.00	2,606.41-	12,000.00
50-50-7400 WATER SAMPLE	19,957.87	25,235.93	26,405.33	23,931.68	17,972.68	27,000.00	9,027.32	21,000.00
50-50-7450 CHEMICALS	94,128.11	82,179.89	116,909.91	108,738.60	147,534.02	90,000.00	57,534.02-	126,000.00
50-50-7470 TOOLS	.00	478.30	378.98	378.98	76.85	1,000.00	923.15	1,000.00
50-50-7475 FEES	1,480.00	2,428.00	4,514.00	4,514.00	2,383.00	3,500.00	1,117.00	2,383.00
50-50-7500 FILTRATION MAINTENANCE	14,196.29	17,482.78	22,449.13	21,747.62	12,338.99	33,000.00	20,661.01	33,000.00
50-50-7600 VEHICLE OIL & GAS	.00	.00	.00	.00	121.38	.00	121.38-	.00
50-50-7720 SAFETY/FIRST AID SUPPLIES	1,218.60	6,328.61	5,641.89	5,213.37	4,332.55	5,600.00	1,267.45	5,600.00
50-50-7800 PURCHASES-POOL MERCHANDISE	4,256.89	33,958.54	61,601.67	57,606.50	50,342.23	65,000.00	14,657.77	54,000.00
50-50-7801 DUES AND SUBSCRIPTIONS	.00	.00	.00	.00	1,200.00	.00	1,200.00-	.00
50-50-7804 IT SOFTWARE & SUBSCRIPTIONS	.00	.00	2,333.42	2,297.42	5,437.07	10,408.00	4,970.93	10,408.00
50-50-7830 OFFICE SUPPLIES	360.87	2,423.31	2,038.96	2,595.13	1,776.44	3,700.00	1,923.56	3,700.00
50-50-7835 COPIER/PRINTER EXPENSE	1,521.71	1,979.57	2,238.96	2,092.96	1,490.86	1,800.00	309.14	1,800.00
50-50-7860 TRAINING & TRAVEL	3,236.50	2,973.32	7,062.13	6,528.50	6,124.17	15,000.00	8,875.83	10,500.00
50-50-7862 HIRING COST	2,123.20	19,462.23	8,937.70	8,091.45	2,406.33	12,000.00	9,593.67	3,200.00
50-50-7879 MILEAGE	201.78	.00	.00	.00	41.92	.00	41.92-	500.00
50-50-7880 POSTAGE	.00	.00	1.96	1.96	46.81	.00	46.81-	100.00
50-50-7900 OTHER EXPENSES	400.00	1,045.55	745.10	446.10	269.30	400.00	130.70	.00
50-50-7950 BOND ISSUANCE COST	.00	25,000.00	.00	.00	.00	.00	.00	.00
TOTAL OPERATING MAINTENANCE	193,512.81	328,754.56	348,239.99	337,271.00	328,691.05	357,578.00	28,886.95	370,201.00

CITY OF OURAY
EXPENDITURES WITH COMPARISON TO BUDGET
FOR THE 11 MONTHS ENDING NOVEMBER 30, 2023

PARKS FUND

	<u>PY 3 AUDITED</u>	<u>PY 2 AUDITED</u>	<u>PY ACTUAL</u>	<u>PTYD ACTUAL</u>	<u>CYTD ACTUAL</u>	<u>CY BUDGET</u>	<u>VARIANCE</u>	<u>CY ESTIMATE</u>
CAPITAL EXPENDITURES:								
50-50-8100 INVENTORIED EQUIPMENT	.00	849.00	16,687.60	16,687.60	32,365.21	32,000.00	365.21-	36,000.00
50-50-8104 IT INVENTORIED EQUIPMENT	.00	5,935.53	3,716.30	3,716.30	6,045.38	3,600.00	2,445.38-	4,800.00
50-50-8250 CAPITAL IMPROVEMENTS	.00	.00	105,915.00	5,500.00	129,032.12	416,750.00	287,717.88	130,000.00
50-50-8275 FILTRATION EQUIPMENT	432.38	9,467.08	4,109.16	4,109.16	3,191.24	50,000.00	46,808.76	50,000.00
50-50-8400 CAPITAL EQUIPMENT	.00	7,885.00	25,339.52	25,339.52	81,435.71	106,425.00	24,989.29	72,000.00
TOTAL CAPITAL EXPENDITURES	432.38	24,136.61	155,767.58	55,352.58	252,069.66	608,775.00	356,705.34	292,800.00
DEBT SERVICE:								
50-50-9540 DEBT SERVICE PRINCIPAL	.00	.00	108,000.00	108,000.00	112,000.00	112,000.00	.00	112,000.00
50-50-9545 DEBT SERVICE INTEREST	107,966.66	85,218.31	59,820.10	59,820.10	57,282.10	57,282.00	.10-	57,282.00
50-50-9560 DEBT SERVICE - BOND PRINCIPAL	.00	.00	160,416.63	146,666.63	151,250.00	165,000.00	13,750.00	165,000.00
50-50-9565 DEBT SERVICE - BOND INTEREST	189,625.00	186,525.00	182,191.70	167,314.62	148,770.80	178,525.00	29,754.20	178,525.00
TOTAL DEBT SERVICE	297,591.66	271,743.31	510,428.43	481,801.35	469,302.90	512,807.00	43,504.10	512,807.00
TOTAL POOL EXPENSES	1,825,492.49	2,347,342.96	2,348,778.96	2,071,783.19	2,355,906.49	3,082,255.00	726,348.51	2,841,774.00

CITY OF OURAY
EXPENDITURES WITH COMPARISON TO BUDGET
FOR THE 11 MONTHS ENDING NOVEMBER 30, 2023

PARKS FUND

	PY 3 AUDITED	PY 2 AUDITED	PY ACTUAL	PTYD ACTUAL	CYTD ACTUAL	CY BUDGET	VARIANCE	CY ESTIMATE	
<u>BOX CANON EXPENSES</u>									
SALARIES AND WAGES:									
50-51-5012	PARKS AND REC DIRECTOR	22,921.75	19,607.46	22,807.07	16,920.21	19,565.35	21,800.00	2,234.65	22,093.00
50-51-5520	CASHIERS	29,956.59	44,481.41	45,565.96	45,565.96	49,354.72	57,770.00	8,415.28	57,770.00
50-51-5540	CUSTODIAN	6,215.24	6,221.74	6,766.70	6,037.73	6,611.09	7,451.00	839.91	7,464.00
50-51-5650	COMM & CMTY ENGMT COORD	4,864.07	2,315.84	5,748.12	4,821.72	5,499.76	5,693.00	193.24	6,181.00
50-51-5680	PARKS/FACILITIES MAINT MGR	.00	4,829.96	6,937.01	5,773.14	6,632.31	7,518.00	885.69	7,518.00
50-51-5681	PARKS/FACILITIES MAINT OPS	.00	1,245.72	4,932.68	4,234.78	3,864.74	10,189.00	6,324.26	10,189.00
TOTAL SALARIES AND WAGES		63,957.65	78,702.13	92,757.54	83,353.54	91,527.97	110,421.00	18,893.03	111,215.00
TAXES & BENEFITS:									
50-51-5800	FICA	4,812.92	5,094.42	6,694.26	6,290.30	6,903.06	8,282.00	1,378.94	8,282.00
50-51-5810	UNEMPLOYMENT	185.68	199.01	175.02	164.44	180.61	234.00	53.39	234.00
50-51-5830	WORKERS' COMP	58.28	29.29	67.33	67.33	2,003.68	2,004.00	.32	2,004.00
50-51-5840	GROUP TERM LIFE INSURANCE	274.65	208.06	257.62	237.74	234.25	277.00	42.75	277.00
50-51-5850	EMPLOYEE HEALTH INSURANCE	8,275.46	7,463.19	12,676.99	11,647.10	11,302.45	18,347.00	7,044.55	18,347.00
50-51-5870	PENSION	178.46	688.99	1,287.75	1,130.66	1,245.18	2,281.00	1,035.82	2,281.00
TOTAL TAXES & BENEFITS		13,785.45	13,682.96	21,158.97	19,537.57	21,869.23	31,425.00	9,555.77	31,425.00
OVERHEAD:									
50-51-6010	TELEPHONE / COMMUNICATIONS	41.60	124.80	124.80	114.40	114.40	150.00	35.60	150.00
50-51-6020	UTILITIES	1,351.31	1,737.51	970.20	843.22	2,118.17	.00	2,118.17-	2,101.00
50-51-6024	WATER CHARGE	1,020.00	1,110.60	1,263.72	1,158.41	1,219.02	1,330.00	110.98	1,330.00
50-51-6026	SEWER CHARGE	1,476.12	1,727.04	2,045.28	1,874.84	1,969.44	2,148.00	178.56	2,148.00
50-51-6030	INSURANCE	1,115.64	1,198.02	1,348.24	1,348.24	1,540.44	1,519.00	21.44-	1,519.00
50-51-6100	ADVERTISING	532.50	535.00	805.14	805.14	684.73	1,000.00	315.27	750.00
50-51-6150	BANKCARD CHARGE-VISA/MC	6,252.82	8,936.01	6,768.33	6,754.38	13,127.42	8,640.00	4,487.42-	15,253.00
50-51-6800	CONCESSIONS	10,544.05	24,754.12	28,642.98	28,672.98	26,233.60	27,000.00	766.40	25,000.00
TOTAL OVERHEAD		22,334.04	40,123.10	41,968.69	41,571.61	47,007.22	41,787.00	5,220.22-	48,251.00

CITY OF OURAY
EXPENDITURES WITH COMPARISON TO BUDGET
FOR THE 11 MONTHS ENDING NOVEMBER 30, 2023

PARKS FUND

	PY 3 AUDITED	PY 2 AUDITED	PY ACTUAL	PTYD ACTUAL	CYTD ACTUAL	CY BUDGET	VARIANCE	CY ESTIMATE
OPERATING MAINTENANCE:								
50-51-7000 CONTRACT LABOR	.00	7,210.00	5,475.00	5,475.00	1,445.00	6,000.00	4,555.00	3,000.00
50-51-7004 IT CONTRACT LABOR	249.89	333.62	133.12	133.12	73.12	360.00	286.88	360.00
50-51-7024 PERMITS FEES	.00	.00	462.00	462.00	.00	500.00	500.00	.00
50-51-7100 SUPPLIES	1,433.26	6,451.69	2,575.22	2,575.22	4,006.52	6,600.00	2,593.48	6,600.00
50-51-7104 IT SUPPLIES	.00	.00	.00	.00	170.54	.00	170.54-	.00
50-51-7150 FACILITY MAINTENANCE	2,654.27	8,647.95	4,166.68	4,166.68	1,829.64	5,000.00	3,170.36	5,000.00
50-51-7151 TREE MAINTENANCE	.00	6,737.50	7,331.25	8,568.75	2,000.00	6,000.00	4,000.00	6,000.00
50-51-7155 MAINTENANCE SUPPLIES	.00	9.47	.00	.00	.00	.00	.00	.00
50-51-7804 IT SOFTWARE & SUBSCRIPTIONS	.00	.00	210.00	210.00	540.00	750.00	210.00	750.00
50-51-7830 OFFICE SUPPLIES	625.82	210.48	189.31	189.31	98.96	1,200.00	1,101.04	1,000.00
50-51-7835 COPIER/PRINTER EXPENSE	1,367.67	1,436.37	1,696.57	1,590.57	1,328.46	1,600.00	271.54	1,600.00
50-51-7860 TRAINING & TRAVEL	.00	.00	.00	.00	10.20	2,500.00	2,489.80	800.00
50-51-7862 HIRING COST	648.35	498.50	.00	.00	.00	1,000.00	1,000.00	.00
50-51-7900 OTHER EXPENSES	8.98	.00	.00	.00	1.52	.00	1.52-	1.52
TOTAL OPERATING MAINTENANCE	6,988.24	31,535.58	22,239.15	23,370.65	11,503.96	31,510.00	20,006.04	25,111.52
CAPITAL EXPENDITURES:								
50-51-8100 INVENTORIED EQUIPMENT	.00	13,236.62	.00	.00	.00	.00	.00	.00
50-51-8104 IT INVENTORIED EQUIPMENT	.00	799.00	1,797.31	1,797.31	.00	.00	.00	.00
50-51-8250 CAPITAL IMPROVEMENTS	.00	15,811.00	115,991.11	72,323.50	35,197.77	102,600.00	67,402.23	72,000.00
50-51-8400 CAPITAL EQUIPMENT	.00	.00	3,967.80	3,967.80	5,525.92	.00	5,525.92-	.00
TOTAL CAPITAL EXPENDITURES	.00	29,846.62	121,756.22	78,088.61	40,723.69	102,600.00	61,876.31	72,000.00
TOTAL BOX CANON EXPENSES	107,065.38	193,890.39	299,880.57	245,921.98	212,632.07	317,743.00	105,110.93	288,002.52

CITY OF OURAY
EXPENDITURES WITH COMPARISON TO BUDGET
FOR THE 11 MONTHS ENDING NOVEMBER 30, 2023

PARKS FUND

	PY 3 AUDITED	PY 2 AUDITED	PY ACTUAL	PTYD ACTUAL	CYTD ACTUAL	CY BUDGET	VARIANCE	CY ESTIMATE
<u>GYM EXPENSES</u>								
OVERHEAD:								
50-53-6020 UTILITIES	977.67	838.91	1,786.54	1,528.77	1,330.87	2,200.00	869.13	.00
50-53-6030 INSURANCE	204.72	219.82	247.40	247.40	268.24	265.00	3.24-	265.00
50-53-6100 ADVERTISING	.00	.00	.00	.00	.00	300.00	300.00	300.00
TOTAL OVERHEAD	1,182.39	1,058.73	2,033.94	1,776.17	1,599.11	2,765.00	1,165.89	565.00
OPERATING MAINTENANCE:								
50-53-7000 CONTRACT LABOR	1,450.00	187.50	1,675.00	1,150.00	6,650.00	7,200.00	550.00	10,500.00
50-53-7100 SUPPLIES	721.75	1,040.30	671.10	131.19	180.44	1,200.00	1,019.56	1,200.00
50-53-7150 MAINTENANCE	5,005.11	2,273.78	1,551.26	165.16	1,948.36	2,400.00	451.64	2,400.00
50-53-7151 EQUIPMENT LEASE & MAINTENANCE	.00	.00	.00	.00	.00	20,000.00	20,000.00	.00
TOTAL OPERATING MAINTENANCE	7,176.86	3,501.58	3,897.36	1,446.35	8,778.80	30,800.00	22,021.20	14,100.00
CAPITAL EXPENDITURES:								
50-53-8400 CAPITAL EQUIPMENT	.00	.00	.00	.00	30,415.72	20,000.00	10,415.72-	50,415.00
TOTAL CAPITAL EXPENDITURES	.00	.00	.00	.00	30,415.72	20,000.00	10,415.72-	50,415.00
TOTAL GYM EXPENSES	8,359.25	4,560.31	5,931.30	3,222.52	40,793.63	53,565.00	12,771.37	65,080.00

CITY OF OURAY
EXPENDITURES WITH COMPARISON TO BUDGET
FOR THE 11 MONTHS ENDING NOVEMBER 30, 2023

PARKS FUND

	PY 3 AUDITED	PY 2 AUDITED	PY ACTUAL	PTYD ACTUAL	CYTD ACTUAL	CY BUDGET	VARIANCE	CY ESTIMATE
<u>ADMINISTRATION EXPENSES</u>								
SALARIES AND WAGES:								
50-57-5002 CITY ADMINISTRATOR	42,638.11	45,594.29	51,000.08	44,289.67	49,122.71	56,135.00	7,012.29	56,135.00
50-57-5004 FINANCE & ADMIN. DIRECTOR	6,979.34	20,269.45	23,892.09	20,337.74	23,799.81	27,230.00	3,430.19	27,230.00
50-57-5006 HR MANAGER	32,641.77	37,555.18	67,963.25	53,042.30	69,224.95	35,970.00	33,254.95-	71,523.00
50-57-5008 ADMINISTRATIVE CLERKS	30,324.71	30,792.25	39,534.58	36,210.16	37,211.70	40,557.00	3,345.30	41,675.00
50-57-5012 COMMUNITY DEVELOPMENT DIRECTOR	6,423.61	5,929.17	8,845.26	7,640.69	4,662.86	9,036.00	4,373.14	6,000.00
50-57-5050 IT DIRECTOR	.00	.00	7,210.26	2,769.21	23,078.61	26,160.00	3,081.39	26,160.00
50-57-5055 IT STAFF	.00	.00	1,543.95	722.79	6,653.55	12,406.00	5,752.45	12,406.00
TOTAL SALARIES AND WAGES	119,007.54	140,140.34	199,989.47	165,012.56	213,754.19	207,494.00	6,260.19-	241,129.00
TAXES & BENEFITS:								
50-57-5800 FICA	6,823.19	9,440.52	14,585.15	12,429.84	15,977.44	15,562.00	415.44-	19,184.00
50-57-5810 UNEMPLOYMENT	267.62	367.50	381.15	324.50	417.48	409.00	8.48-	502.00
50-57-5830 WORKERS' COMP	.00	10.70-	.00	.00	.00	.00	.00	.00
50-57-5840 GROUP TERM LIFE INSURANCE	980.26	1,036.86	1,096.69	997.56	888.66	1,273.00	384.34	1,102.00
50-57-5850 EMPLOYEE HEALTH INSURANCE	25,441.59	27,800.23	42,398.07	38,716.89	39,435.21	44,959.00	5,523.79	44,959.00
50-57-5870 PENSION	3,061.11	3,671.33	5,721.94	4,899.74	9,646.43	5,995.00	3,651.43-	11,346.00
TOTAL TAXES & BENEFITS	36,573.77	42,305.74	64,183.00	57,368.53	66,365.22	68,198.00	1,832.78	77,093.00
OPERATING MAINTENANCE:								
50-57-7000 CONTRACT LABOR	11,567.68	4,684.10	4,492.63	3,985.04	10,638.26	.00	10,638.26-	.00
50-57-7025 LEGAL FEES	300.00	5,528.00	.00	.00	575.00	1,500.00	925.00	.00
50-57-7804 IT SOFTWARE & SUBSCRIPTIONS	.00	266.80	1,628.66	1,491.28	1,511.18	.00	1,511.18-	1,700.00
TOTAL OPERATING MAINTENANCE	11,867.68	10,478.90	6,121.29	5,476.32	12,724.44	1,500.00	11,224.44-	1,700.00
TOTAL ADMINISTRATION EXPENSES	167,448.99	192,924.98	270,293.76	227,857.41	292,843.85	277,192.00	15,651.85-	319,922.00

CITY OF OURAY
 EXPENDITURES WITH COMPARISON TO BUDGET
 FOR THE 11 MONTHS ENDING NOVEMBER 30, 2023

PARKS FUND

	<u>PY 3 AUDITED</u>	<u>PY 2 AUDITED</u>	<u>PY ACTUAL</u>	<u>PTYD ACTUAL</u>	<u>CYTD ACTUAL</u>	<u>CY BUDGET</u>	<u>VARIANCE</u>	<u>CY ESTIMATE</u>
<u>ICE PARK EXPENSES</u>								
OPERATING MAINTENANCE:								
50-58-7025 LEGAL FEES	.00	.00	.00	.00	10,566.16	.00	10,566.16-	.00
50-58-7700 ICE PARK EXPENSES	10,200.00	6,040.50	101,425.00	1,324.00	38,990.12	11,000.00	27,990.12-	24,000.00
TOTAL OPERATING MAINTENANCE	10,200.00	6,040.50	101,425.00	1,324.00	49,556.28	11,000.00	38,556.28-	24,000.00
TOTAL ICE PARK EXPENSES	10,200.00	6,040.50	101,425.00	1,324.00	49,556.28	11,000.00	38,556.28-	24,000.00

CITY OF OURAY
 EXPENDITURES WITH COMPARISON TO BUDGET
 FOR THE 11 MONTHS ENDING NOVEMBER 30, 2023

PARKS FUND

	<u>PY 3 AUDITED</u>	<u>PY 2 AUDITED</u>	<u>PY ACTUAL</u>	<u>PTYD ACTUAL</u>	<u>CYTD ACTUAL</u>	<u>CY BUDGET</u>	<u>VARIANCE</u>	<u>CY ESTIMATE</u>
<u>VIA FERRATA EXPENSES</u>								
OPERATING MAINTENANCE:								
50-59-7700 VIA FERRATA EXPENSES	.00	.00	15,667.23	15,667.23	4,242.40	15,000.00	10,757.60	16,000.00
TOTAL OPERATING MAINTENANCE	.00	.00	15,667.23	15,667.23	4,242.40	15,000.00	10,757.60	16,000.00
TOTAL VIA FERRATA EXPENSES	.00	.00	15,667.23	15,667.23	4,242.40	15,000.00	10,757.60	16,000.00
TOTAL FUND EXPENDITURES	2,118,566.11	2,744,759.14	3,041,976.82	2,565,776.33	2,955,974.72	3,756,755.00	800,780.28	3,554,778.52
NET REVENUE OVER EXPENDITURES	<u>813,433.74-</u>	<u>213,960.95-</u>	<u>262,641.03-</u>	<u>35,013.11</u>	<u>527,767.79</u>	<u>491,707.00-</u>	<u>1,019,474.79-</u>	<u>3,773,473.03-</u>

CITY OF OURAY
 REVENUES WITH COMPARISON TO BUDGET
 FOR THE 11 MONTHS ENDING NOVEMBER 30, 2023

TOURISM FUND

	PY 3 AUDITED	PY 2 AUDITED	PY ACTUAL	PYTD ACTUAL	CYTD ACTUAL	CY BUDGET	VARIANCE	
<u>REVENUE</u>								
60-40-4000 LODGING OCCUPATION TAX	443,754.42	635,338.77	669,359.16	640,759.73	678,358.86	622,657.00	(55,701.86)	557
60-40-4020 CONCESSIONS	.00	.00	8,341.74	7,746.29	18,945.36	35,000.00	16,054.64	160
60-40-4031 OVER/SHORT	.00	.00	24.08-	24.08-	6.61	.00	(6.61)	6.6
60-40-4050 DONATIONS	265.48	758.00	20,903.67	20,903.67	585.00	500.00	(85.00)	85.
TOTAL REVENUE	444,019.90	636,096.77	698,580.49	669,385.61	697,895.83	658,157.00	(39,738.83)	397
<u>GRANTS/CONTRIBUTIONS</u>								
60-41-4105 OEDIT TOURISM GRANT	.00	.00	.00	.00	8,670.00	.00	(8,670.00)	867
TOTAL GRANTS/CONTRIBUTIONS	.00	.00	.00	.00	8,670.00	.00	(8,670.00)	867
TOTAL FUND REVENUE	444,019.90	636,096.77	698,580.49	669,385.61	706,565.83	658,157.00	(48,408.83)	484

CITY OF OURAY
EXPENDITURES WITH COMPARISON TO BUDGET
FOR THE 11 MONTHS ENDING NOVEMBER 30, 2023

TOURISM FUND

	PY 3 AUDITED	PY 2 AUDITED	PY ACTUAL	PTYD ACTUAL	CYTD ACTUAL	CY BUDGET	VARIANCE	CY ESTIMATE
<u>TOURISM EXPENSES</u>								
SALARIES AND WAGES:								
60-50-5654 TOURISM & DEST. MKTG. DIR.	.00	.00	53,307.71	41,192.32	86,545.43	98,100.00	11,554.57	98,100.00
60-50-5655 VC WAGES	.00	28,053.06	50,695.36	41,785.13	75,032.07	98,100.00	23,067.93	98,100.00
TOTAL SALARIES AND WAGES	.00	28,053.06	104,003.07	82,977.45	161,577.50	196,200.00	34,622.50	196,200.00
TAXES & BENEFITS:								
60-50-5800 FICA	.00	2,146.09	7,910.02	6,331.85	12,122.92	14,715.00	2,592.08	14,715.00
60-50-5810 UNEMPLOYMENT	.00	83.36	206.81	165.58	316.84	391.00	74.16	391.00
60-50-5830 WORKERS' COMP	.00	.00	.00	.00	1,272.20	952.00	320.20-	1,551.00
60-50-5840 GROUP TERM LIFE INSURANCE	.00	.00	416.94	324.45	730.54	709.00	21.54-	792.00
60-50-5850 EMPLOYEE HEALTH INSURANCE	.00	.00	16,995.28	11,780.44	33,043.84	21,105.00	11,938.84-	39,306.00
60-50-5870 PENSION	.00	.00	1,637.46	1,142.35	3,721.08	1,697.00	2,024.08-	4,427.00
TOTAL TAXES & BENEFITS	.00	2,229.45	27,166.51	19,744.67	51,207.42	39,569.00	11,638.42-	61,182.00
OVERHEAD:								
60-50-6010 TELEPHONE / COMMUNICATIONS	.00	439.66	898.56	712.72	1,201.76	1,380.00	178.24	1,380.00
60-50-6020 UTILITIES	.00	.00	.00	.00	2,691.23	.00	2,691.23-	3,500.00
60-50-6030 INSURANCE	.00	.00	.00	.00	1,635.68	1,614.00	21.68-	1,614.00
60-50-6150 CREDIT CARD PROCESSING FEES	.00	.00	188.91	174.41	466.82	720.00	253.18	720.00
60-50-6800 CONCESSIONS	.00	.00	19,013.44	16,629.09	13,879.49	27,000.00	13,120.51	12,000.00
TOTAL OVERHEAD	.00	439.66	20,100.91	17,516.22	19,874.98	30,714.00	10,839.02	19,214.00

CITY OF OURAY
EXPENDITURES WITH COMPARISON TO BUDGET
FOR THE 11 MONTHS ENDING NOVEMBER 30, 2023

TOURISM FUND

	PY 3 AUDITED	PY 2 AUDITED	PY ACTUAL	PTYD ACTUAL	CYTD ACTUAL	CY BUDGET	VARIANCE	CY ESTIMATE
OPERATING MAINTENANCE:								
60-50-7000 CONTRACT LABOR	.00	.00	175.00	175.00	27,195.60	65,000.00	37,804.40	55,000.00
60-50-7004 IT CONTRACT LABOR	.00	80.00	.00	.00	.00	440.00	440.00	440.00
60-50-7025 LEGAL FEES	680.00	380.00	960.00	960.00	440.00	1,500.00	1,060.00	1,500.00
60-50-7104 IT SUPPLIES	.00	28.04	3,767.81	3,767.81	1,248.97	2,100.00	851.03	2,100.00
60-50-7200 MAINTENANCE & REPAIRS	.00	.00	78.95	78.95	.00	.00	.00	.00
60-50-7700 MARKETING & ADVERTISING	156,791.14	105,473.50	29,347.37	18,061.89	31,195.53	40,500.00	9,304.47	40,500.00
60-50-7701 PROMOTIONS/SPONSORSHIPS	.00	27,898.24	97,764.00	97,764.00	116,341.00	126,341.00	10,000.00	126,341.00
60-50-7702 FIREWORKS	.00	21,999.32	21,201.36	13,606.78	29,701.77	37,500.00	7,798.23	37,500.00
60-50-7703 ALPINE RANGER PROGRAM	.00	5,000.00	6,860.00	6,860.00	.00	.00	.00	.00
60-50-7720 VISITOR CENTER OPERATIONS	46,376.57	32,373.86	13,642.45	12,249.91	5,813.31	23,320.00	17,506.69	7,404.00
60-50-7721 VISITOR CENTER MAINTENANCE	278.19	35,555.68	7,208.25	17,458.76	8,761.08	6,550.00	2,211.08-	8,500.00
60-50-7722 VISITOR CTR CAP IMPROVEMENT	.00	.00	23,780.48	.00	5,836.40	40,000.00	34,163.60	10,000.00
60-50-7740 WAY-FINDING, BRANDING, SIGNAGE	.00	353.12	43,356.00	38,856.00	24,300.00	110,000.00	85,700.00	50,000.00
60-50-7741 SIDEWALK REPLACEMENT PROJECT	.00	6,103.75	11,467.00	.00	1,155.75	20,000.00	18,844.25	5,000.00
60-50-7790 TRANSFER TO GENERAL FUND	.00	.00	.00	.00	.00	50,000.00	50,000.00	.00
60-50-7800 DUES & SUBSCRIPTIONS	.00	.00	.00	.00	3,724.99	5,100.00	1,375.01	5,100.00
60-50-7804 IT SOFTWARE & SUBSCRIPTIONS	.00	.00	1,401.27	1,319.63	2,629.58	2,786.00	156.42	2,786.00
60-50-7830 OFFICE SUPPLIES	.00	.00	593.51	461.54	1,231.56	700.00	531.56-	900.00
60-50-7835 COPIER/PRINTER EXPENSE	.00	962.62	3,809.12	3,440.89	4,050.53	2,500.00	1,550.53-	3,000.00
60-50-7850 PRINTING/PUBLICATIONS	.00	.00	.00	.00	14,228.65	52,500.00	38,271.35	20,000.00
60-50-7854 SMALL TOURISM GRANT PROGRAM	.00	.00	8,000.00	2,000.00	10,000.00	10,000.00	.00	10,000.00
60-50-7860 TRAINING & TRAVEL	.00	.00	471.19	471.19	2,887.04	8,000.00	5,112.96	4,000.00
60-50-7862 HIRING COSTS	.00	346.00	2,290.01	2,285.01	394.75	1,300.00	905.25	1,300.00
60-50-7865 EMPLOYEE/VOLUNTEER FUNCTIONS	.00	.00	27.00	27.00	797.73	500.00	297.73-	500.00
60-50-7870 UNIFORMS	.00	.00	.00	.00	175.87	250.00	74.13	250.00
60-50-7880 POSTAGE	.00	.00	19.79	19.79	718.90	3,000.00	2,281.10	1,000.00
TOTAL OPERATING MAINTENANCE	204,125.90	236,554.13	276,220.56	219,864.15	292,829.01	609,887.00	317,057.99	393,121.00
CAPITAL EXPENDITURES:								
60-50-8104 IT INVENTORIED EQUIPMENT	.00	1,397.82	1,935.98	1,657.78	1,349.00	800.00	549.00-	1,400.00
60-50-8250 CAPITAL IMPROVEMENTS	.00	.00	.00	.00	69,752.25	100,000.00	30,247.75	100,000.00
60-50-8402 IT CAPITAL EXPENDITURES	.00	.00	.00	.00	9,138.49	55,000.00	45,861.51	30,000.00
TOTAL CAPITAL EXPENDITURES	.00	1,397.82	1,935.98	1,657.78	80,239.74	155,800.00	75,560.26	131,400.00

CITY OF OURAY
 EXPENDITURES WITH COMPARISON TO BUDGET
 FOR THE 11 MONTHS ENDING NOVEMBER 30, 2023

TOURISM FUND

	<u>PY 3 AUDITED</u>	<u>PY 2 AUDITED</u>	<u>PY ACTUAL</u>	<u>PTYD ACTUAL</u>	<u>CYTD ACTUAL</u>	<u>CY BUDGET</u>	<u>VARIANCE</u>	<u>CY ESTIMATE</u>
TOTAL TOURISM EXPENSES	204,125.90	268,674.12	429,427.03	341,760.27	605,728.65	1,032,170.00	426,441.35	801,117.00
TOTAL FUND EXPENDITURES	204,125.90	268,674.12	429,427.03	341,760.27	605,728.65	1,032,170.00	426,441.35	801,117.00
NET REVENUE OVER EXPENDITURES	239,894.00	367,422.65	269,153.46	327,625.34	100,837.18	374,013.00-	474,850.18-	849,525.83-

CITY OF OURAY
 REVENUES WITH COMPARISON TO BUDGET
 FOR THE 11 MONTHS ENDING NOVEMBER 30, 2023

BEAUTIFICATION FUND

	PY 3 AUDITED	PY 2 AUDITED	PY ACTUAL	PYTD ACTUAL	CYTD ACTUAL	CY BUDGET	VARIANCE	
<u>TAXES & INTEREST</u>								
65-40-4000 LODGING OCCUPATION TAX BC	60,657.09	86,844.88	91,495.13	87,585.86	92,725.32	85,112.00	(7,613.32)	761
65-40-4340 INTEREST INCOME	842.06	205.82	2,288.03	972.83	5,289.12	600.00	(4,689.12)	468
TOTAL TAXES & INTEREST	61,499.15	87,050.70	93,783.16	88,558.69	98,014.44	85,712.00	(12,302.44)	123
<u>GRANTS/DONATIONS</u>								
65-41-4346 FLOWER POT DONATIONS	2,295.00	3,243.00	956.00	942.00	360.00	1,000.00	640.00	640
TOTAL GRANTS/DONATIONS	2,295.00	3,243.00	956.00	942.00	360.00	1,000.00	640.00	640
TOTAL FUND REVENUE	63,794.15	90,293.70	94,739.16	89,500.69	98,374.44	86,712.00	(11,662.44)	116

CITY OF OURAY
EXPENDITURES WITH COMPARISON TO BUDGET
FOR THE 11 MONTHS ENDING NOVEMBER 30, 2023

BEAUTIFICATION FUND

	PY 3 AUDITED	PY 2 AUDITED	PY ACTUAL	PTYD ACTUAL	CYTD ACTUAL	CY BUDGET	VARIANCE	CY ESTIMATE	
<u>BEAUTIFICATION EXPENSES</u>									
OPERATING MAINTENANCE:									
65-50-7700	GENERAL EXPENSES	501.32	13,413.44	10,867.32	6,392.31	19,504.51	12,000.00	7,504.51-	12,000.00
65-50-7720	SEASONAL DECORATIONS	1,091.84	1,375.47	16,524.29	13,659.73	18,992.74	15,000.00	3,992.74-	15,000.00
65-50-7735	NOC MAINTENANCE	.00	.00	183.08	183.08	1,149.98	25,000.00	23,850.02	10,000.00
65-50-7740	PLANTERS AND FLOWERS	7,503.73	15,132.99	8,917.15	8,908.66	12,324.34	15,000.00	2,675.66	12,000.00
65-50-7750	CLEAN & GREEN	.00	1,500.00	.00	.00	.00	.00	.00	.00
65-50-7790	TRANSFER TO GENERAL FUND	42,156.99	50,360.42	49,942.98	.00	43,210.00	38,000.00	5,210.00-	38,000.00
	TOTAL OPERATING MAINTENANCE	51,253.88	81,782.32	86,434.82	29,143.78	95,181.57	105,000.00	9,818.43	87,000.00
CAPITAL EXPENDITURES:									
65-50-8250	CAPITAL IMPROVEMENTS	.00	.00	27.36	27.36	.00	12,000.00	12,000.00	12,000.00
65-50-8400	CAPITAL EQUIPMENT	.00	.00	.00	.00	23,287.00	22,000.00	1,287.00-	23,287.00
	TOTAL CAPITAL EXPENDITURES	.00	.00	27.36	27.36	23,287.00	34,000.00	10,713.00	35,287.00
	TOTAL BEAUTIFICATION EXPENSES	51,253.88	81,782.32	86,462.18	29,171.14	118,468.57	139,000.00	20,531.43	122,287.00
	TOTAL FUND EXPENDITURES	51,253.88	81,782.32	86,462.18	29,171.14	118,468.57	139,000.00	20,531.43	122,287.00
	NET REVENUE OVER EXPENDITURES	12,540.27	8,511.38	8,276.98	60,329.55	20,094.13-	52,288.00-	32,193.87-	133,949.44-

CITY OF OURAY
 REVENUES WITH COMPARISON TO BUDGET
 FOR THE 11 MONTHS ENDING NOVEMBER 30, 2023

CONSERVATION TRUST FUND

	PY 3 AUDITED	PY 2 AUDITED	PY ACTUAL	PYTD ACTUAL	CYTD ACTUAL	CY BUDGET	VARIANCE	
<u>STATE REVENUE & INTEREST</u>								
70-40-4100 STATE ENTITLEMENT	10,533.65	12,716.33	11,497.87	8,425.19	8,999.98	12,000.00	3,000.02	300
70-40-4340 INTEREST INCOME	1,039.29	236.42	700.71	336.41	2,217.88	250.00	(1,967.88)	196
TOTAL STATE REVENUE & INTEREST	11,572.94	12,952.75	12,198.58	8,761.60	11,217.86	12,250.00	1,032.14	103
TOTAL FUND REVENUE	11,572.94	12,952.75	12,198.58	8,761.60	11,217.86	12,250.00	1,032.14	103

CITY OF OURAY
 EXPENDITURES WITH COMPARISON TO BUDGET
 FOR THE 11 MONTHS ENDING NOVEMBER 30, 2023

CONSERVATION TRUST FUND

	<u>PY 3 AUDITED</u>	<u>PY 2 AUDITED</u>	<u>PY ACTUAL</u>	<u>PTYD ACTUAL</u>	<u>CYTD ACTUAL</u>	<u>CY BUDGET</u>	<u>VARIANCE</u>	<u>CY ESTIMATE</u>
<u>CONSERVATION TRUST EXPENSES</u>								
CAPITAL EXPENDITURES:								
70-50-8250 CAPITAL PROJECTS	.00	5,492.78	119,916.22	119,916.22	28,721.50	40,000.00	11,278.50	40,000.00
TOTAL CAPITAL EXPENDITURES	.00	5,492.78	119,916.22	119,916.22	28,721.50	40,000.00	11,278.50	40,000.00
TOTAL CONSERVATION TRUST EXPENSES	.00	5,492.78	119,916.22	119,916.22	28,721.50	40,000.00	11,278.50	40,000.00
TOTAL FUND EXPENDITURES	.00	5,492.78	119,916.22	119,916.22	28,721.50	40,000.00	11,278.50	40,000.00
NET REVENUE OVER EXPENDITURES	<u>11,572.94</u>	<u>7,459.97</u>	<u>107,717.64-</u>	<u>111,154.62-</u>	<u>17,503.64-</u>	<u>27,750.00-</u>	<u>10,246.36-</u>	<u>38,967.86-</u>

CITY OF OURAY
 REVENUES WITH COMPARISON TO BUDGET
 FOR THE 11 MONTHS ENDING NOVEMBER 30, 2023

FIREMEN'S PENSION FUND

	<u>PY 3 AUDITED</u>	<u>PY 2 AUDITED</u>	<u>PY ACTUAL</u>	<u>PYTD ACTUAL</u>	<u>CYTD ACTUAL</u>	<u>CY BUDGET</u>	<u>VARIANCE</u>	
<u>CONTRIBUTIONS & EARNINGS</u>								
80-40-4030 CONTRIBUTIONS	20,027.00	54,092.00	40,655.00	.00	.00	30,000.00	30,000.00	300
80-40-4040 INVESTMENT INCOME	93,517.48	121,542.47	64,932.00-	107,123.33-	42,657.67	50,000.00	7,342.33	734
TOTAL CONTRIBUTIONS & EARNINGS	113,544.48	175,634.47	24,277.00-	107,123.33-	42,657.67	80,000.00	37,342.33	373
TOTAL FUND REVENUE	113,544.48	175,634.47	24,277.00-	107,123.33-	42,657.67	80,000.00	37,342.33	373

CITY OF OURAY
EXPENDITURES WITH COMPARISON TO BUDGET
FOR THE 11 MONTHS ENDING NOVEMBER 30, 2023

FIREMEN'S PENSION FUND

	<u>PY 3 AUDITED</u>	<u>PY 2 AUDITED</u>	<u>PY ACTUAL</u>	<u>PTYD ACTUAL</u>	<u>CYTD ACTUAL</u>	<u>CY BUDGET</u>	<u>VARIANCE</u>	<u>CY ESTIMATE</u>
<u>FIREMEN'S PENSION EXPENSES</u>								
OVERHEAD:								
80-50-6000 FEES	13,355.22	16,304.32	16,439.28	11,488.40	12,980.32	17,000.00	4,019.68	17,000.00
80-50-6010 BENEFITS	20,844.00	20,736.00	19,584.00	14,778.00	16,726.06	22,000.00	5,273.94	22,000.00
TOTAL OVERHEAD	<u>34,199.22</u>	<u>37,040.32</u>	<u>36,023.28</u>	<u>26,266.40</u>	<u>29,706.38</u>	<u>39,000.00</u>	<u>9,293.62</u>	<u>39,000.00</u>
TOTAL FIREMEN'S PENSION EXPENSES	<u>34,199.22</u>	<u>37,040.32</u>	<u>36,023.28</u>	<u>26,266.40</u>	<u>29,706.38</u>	<u>39,000.00</u>	<u>9,293.62</u>	<u>39,000.00</u>
TOTAL FUND EXPENDITURES	<u>34,199.22</u>	<u>37,040.32</u>	<u>36,023.28</u>	<u>26,266.40</u>	<u>29,706.38</u>	<u>39,000.00</u>	<u>9,293.62</u>	<u>39,000.00</u>
NET REVENUE OVER EXPENDITURES	<u>79,345.26</u>	<u>138,594.15</u>	<u>60,300.28-</u>	<u>133,389.73-</u>	<u>12,951.29</u>	<u>41,000.00</u>	<u>28,048.71</u>	<u>1,657.67-</u>

Nov - Dec 2023 IT Highlights

- Miner's Park switch added to monitoring
- All network equipment tested and ready for Fellin Park bathrooms installation.
- Updates completed to security networking and network control equipment
- Monthly Server updates completed
- VOIP alarm line moved in filtration to eliminate a point of failure
- Generator Maintenance scheduled and coordinated 12/14-12/15.
- Automation policy put in place to disable Microsoft Copilot for now
- Bluetooth capabilities added to a PD mobile computer.
- Google Site Floodlight tags and Event tags added to VisitOuray.com site for marketing information collection.
- Redundant power added to all City networking devices in the CNL data room. Enterprise capable battery backup rack units put in place. ISP was informed about their battery backup warning light.
- New council member computer and phone setup completed.
- A form was submitted to start the implementation of online crash reporting.
- Reached out to Region10 about a redundant Internet connection, awaiting more information.
- Security Audit process is started and interviews will start in January.
- New security scanning results found and investigating with others.
- Wire fixed on Pool Camera; rodent chewed through cable.
- First websites vulnerability scanning completed.
- Security Vulnerabilities with a serious rating corrected on the Ouray Hot Springs website
- Preparing for projects in 2024



CCEC Report

Friday, 12.15.2023

Committee Updates

Main Street Committee

1. The [Main Street Committee](#) met on December 13. The committee discussed a new option for the awarded DOLA grant monies of \$7,500 which would be to provide new bases for the Historical Society's block marker signs. These bases have sustained significant damage due to snow removal and other factors in high-traffic areas. The committee was enthusiastic about this option, whether it be just the bases with an RFP put out for the metalwork or helping the Historical Society update the signs as needed. The committee needs to complete their branding workshop with DOLA and can use the new logo/branding creatively on the base of these signs to help showcase that this committee is here and ready to help.
 - a. The committee discussed how to be transparent in providing grant opportunities to Main Street businesses. We will create a scoring rubric. We will also provide grant opportunities in one central location on our website that different committees can utilize as well. This will be located on the Business Resources page and Autumn will provide links on other pages to point in this direction. For the most recent and fast-approaching [Community Business Preservation Program](#) grant opportunity, Autumn will be handing out flyers on Friday, December 15 giving businesses one week to provide letters of interest plus any supporting documents. The committee will host a special meeting on Monday, January 8 to approve a new grading rubric. Applications will be scored against this rubric and awarded at the January 10th meeting. This grant application is due to OEDIT by January 19, 2024 and must be submitted by the supporting municipality.


Ouray Economic Development Committee

1. The [Ouray Economic Development Committee \(OEDC\)](#) hosted a Business Roundtable on November 30th titled: “The Future of Business in Ouray in 5-10 Years” at the Wright Tavern. Even with snowy and icy weather we had a great turnout and a productive discussion. Thank you to the Artisan for the delicious food! Thank you to the Chair, Kevin Schiffer, for being a timely and gracious mediator. Thank you to the Wright for use of their beautiful space.

City Updates

Events

1. On Saturday, December 2nd the city hosted its Ouray Yule Tree Lighting. Thank you to Sarah Gray of the Gray Tavern for being a wonderful Master of Ceremonies. Thank you to Mayor Funk for lighting the tree. Thank you to Karisa Hoover for preparing and leading us in caroling around the tree. Thank you to Colorado West Jeep for again allowing us to utilize the space for the Community Christmas Tree. We had a wonderful turnout! Even the Grinch made an appearance and tried to stop the whole thing from happening. Thank you to our wonderful Officer Brady for taking that disruptive Grinch into custody and allowing the happy citizens to continue with their festivities. Multiple prizes were raffled away to those who completed their Elf on a Shelf scavenger hunt maps. Thank you to the participating stores.
2. On Saturday, December 9th the Ouray County Sheriff’s Office, the Ouray Police Department, and the Ridgway Marshal’s Office hosted “Shop with a Cop”! Thank you to O’Toys for again hosting this exciting event. Each child got to shop with their own cop and get presents for themselves and family members if they wanted to. On this day Santa also joined us in Fellin Park for photos in the gazebo. While you were waiting for a photo with Santa you could check out the living nativity put on by Ouray Baptist Church. Around the Community Christmas Tree later in the day, multiple prizes were raffled away to those who completed their Elf on a Shelf scavenger hunt maps. Thank you to the participating stores. Again, thank you to Sarah Gray of the Gray Tavern for being a wonderful Master of Ceremonies.
3. On Thursday, December 14th the city hosted a staff holiday dinner. Thank you to Evan Cockrum for all of her hard work planning this wonderful event. Thank you to The Smokehouse for catering. Thank you to those who were able to attend.

- 
4. On Saturday, December 16th we will have our final day of Ouray Yule which will include another fun-filled scavenger hunt, the Ouray Chamber Jeep Raffle, more prize give-aways, the winners of the 2023 Hometown Holiday Storefront Decorations Contest, and our Holiday Parade! Autumn has heard from multiple new businesses who are excited to join our parade since it is not on the same evening as the Montrose Parade of Lights this year. Thank you to Alpine Bank for hosting cash prizes for the top three Best in Show in the parade! Thank you to Citizens State Bank for hosting cash prizes for the top three Best in Show in the window decorating contest! Thank you to the Woman's Club of Ouray County for doing another wonderful job judging the storefronts and providing an excellent write-up of each decision.

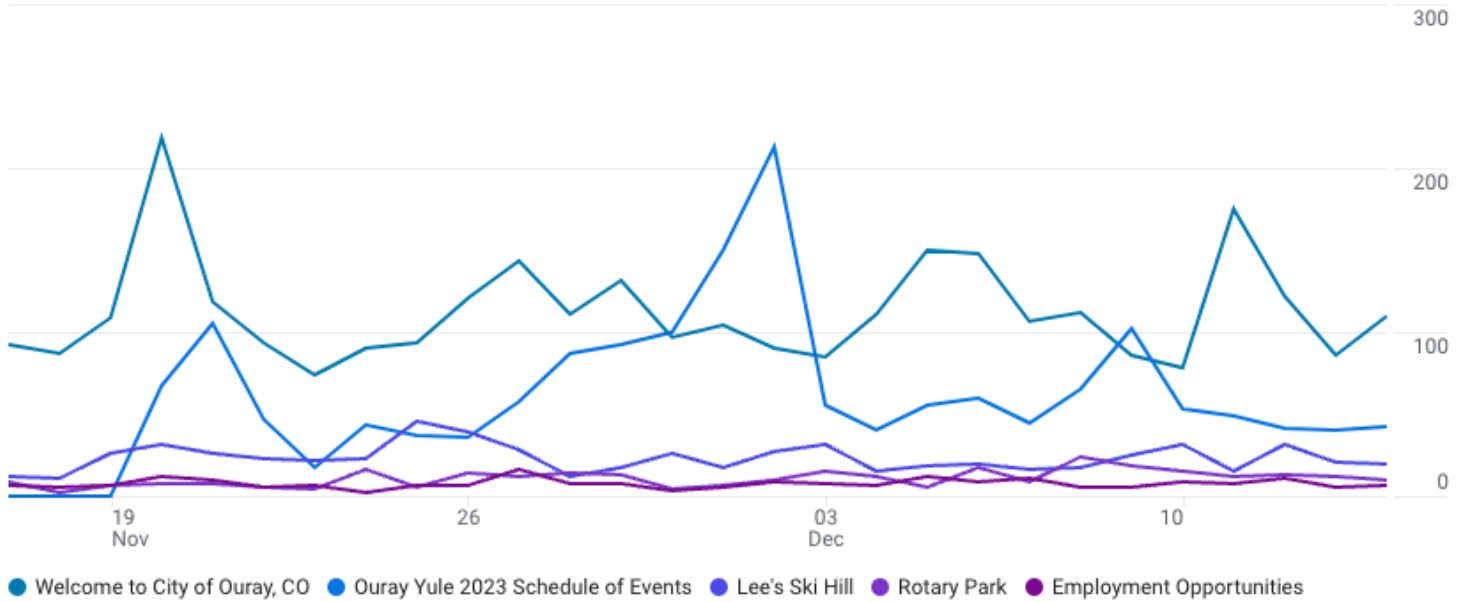
Website

1. Calendar events are updated daily and are viewable on the [homepage](#) of our new website.
2. Work continues to be done on pages that need updating. Thank you to everyone for their assistance and patience in this process!



City of Ouray Website - Last 28 days

Views by Page title and screen class over time



Page title and screen class	↓ Views	Users	Views per user	Average engagement time	Event count All events
	7,665 100% of total	4,031 100% of total	1.90 Avg 0%	48s Avg 0%	25,101 100% of total
1 Welcome to City of Ouray, CO	3,143	1,762	1.78	36s	10,558
2 Ouray Yule 2023 Schedule of Events	1,699	1,166	1.46	47s	5,107
3 Lee's Ski Hill	648	494	1.31	41s	2,376
4 Rotary Park	300	224	1.34	45s	1,009
5 Employment Opportunities	211	166	1.27	22s	645
6 Staff Directory	162	109	1.49	1m 03s	508
7 Cascade Falls Park (Waterfall)	152	124	1.23	37s	575
8 City Council	145	80	1.81	36s	444
9 2023 Ouray Yule Schedule of Tree Lighting, Sales, and Parade	121	107	1.13	1s	411
10 Public Records & Documents	116	77	1.51	17s	308

Submit to Local Licensing Authority

Fees Due	
Reissue Fee	
Storage Permit \$100 X _____	\$
Optional Premise \$100 X _____	\$
\$500 reissue fine (State Fee)	\$
\$25 x days past 90 days expired (State Fee)	\$
Amount Due/Paid	\$

Make check payable to: Colorado Department of Revenue. The State may convert your check to a one-time electronic banking transaction. Your bank account may be debited as early as the same day received by the State. If converted, your check will not be returned. If your check is rejected due to insufficient or uncollected funds, the Department may collect the payment amount directly from your banking account electronically.

Retail Liquor License Reissue Application

Please verify & update all information below

Return to city or county licensing authority by due date

Licensee Name Western Hotel Ouray LLC		DBA Western Hotel		
Liquor License # 03-17168	License Type Hotel & Restaurant	Sales Tax License # 95359009	Expiration Date 08/20/23	Due Date 07/05/23
Street Address 210 7th Ave., Ouray, CO 81427				Phone Number (970) 325-4645
Mailing Address 3455 Ringsby Ct., #100, Denver, CO 80216			Email kzeppelin@zeppelinplaces.com	
Operating Manager	Date of Birth	Home Address	Phone Number	
1. Do you have legal possession of the premises at the street address above? <input checked="" type="checkbox"/> Yes <input type="checkbox"/> No Are the premises owned or rented? <input checked="" type="checkbox"/> Owned <input type="checkbox"/> Rented* *If rented, expiration date of lease _____				
2. Since the date of filing of the last application, has there been any change in financial interest (new notes, loans, owners, etc.) or organizational structure (addition or deletion of officers, directors, managing members or general partners)? If yes, explain in detail and attach a listing of all liquor businesses in which these new lenders, owners (other than licensed financial institutions), officers, directors, managing members, or general partners are materially interested. <input type="checkbox"/> Yes <input checked="" type="checkbox"/> No				
3a. Since the date of filing of the last application, has the applicant, including its manager, partners, officer, directors, stockholders, members (LLC), managing members (LLC), or any other person with a 10% or greater financial interest in the applicant, been found in final order of a tax agency to be delinquent in the payment of any state or local taxes, penalties, or interest related to a business? <input type="checkbox"/> Yes <input checked="" type="checkbox"/> No				
3b. Since the date of filing of the last application, has the applicant, including its manager, partners, officer, directors, stockholders, members (LLC), managing members (LLC), or any other person with a 10% or greater financial interest in the applicant failed to pay any fees or surcharges imposed pursuant to section 44-3-503, C.R.S.? <input type="checkbox"/> Yes <input checked="" type="checkbox"/> No				
4. Since the date of filing of the last application, has the applicant or any of its agents, owners, managers, partners or lenders (other than licensed financial institutions) been convicted of a crime? If yes, attach a detailed explanation. <input type="checkbox"/> Yes <input checked="" type="checkbox"/> No				
5. Since the date of filing of the last application, has the applicant or any of its agents, owners, managers, partners or lenders (other than licensed financial institutions) been denied an alcohol beverage license, had an alcohol beverage license suspended or revoked, or had interest in any entity that had an alcohol beverage license denied, suspended or revoked? If yes, attach a detailed explanation. <input type="checkbox"/> Yes <input checked="" type="checkbox"/> No				
6. Does the applicant or any of its agents, owners, managers, partners or lenders (other than licensed financial institutions) have a direct or indirect interest in any other Colorado liquor license, including loans to or from any licensee or interest in a loan to any licensee? If yes, attach a detailed explanation. <input checked="" type="checkbox"/> Yes <input type="checkbox"/> No				
Affirmation & Consent				
I declare under penalty of perjury in the second degree that this application and all attachments are true, correct and complete to the best of my knowledge.				
Type or Print Name of Applicant/Authorized Agent of Business Kyle Zeppelin				Title Manager
Signature <i>Kyle Zeppelin</i> DocuSigned by: 5C3903D5C0E04DB				Date 12/13/2023
Report & Approval by Licensing Authority				
The foregoing application has been examined and the premises, business conducted and character of the applicant are satisfactory, and we do hereby report that such license, if granted, will comply with the provisions of Title 44, Articles 4 and 3, C.R.S.				
Therefore this application is approved.				
Local Licensing Authority For				Date
Signature		Title		Attest

**CITY OF OURAY
ORDINANCE NO. 15 (SERIES 2023)**

**AN ORDINANCE OF THE CITY OF OURAY ADOPTING THE NEW
OFFICIAL ZONING MAP TO DEPICT NEW OVERLAY
DISTRICTS BY REPEALING AND REPLACING SECTION 7-6-D-1
OF THE OURAY MUNICIPAL CODE.**

WHEREAS, the City Council adopted a new land use code to make building in the City of Ouray easier and adopted overlay districts such that the Official Zoning Map must be amended to reflect the new overlay districts.

WHEREAS, the new Official Zoning Map has no zone changes to any parcels within the City of Ouray limits and is being adopted to reflect the new overlay districts adopted by the City Council.

WHEREAS, the adoption of this Official Zoning Map of 2023 of the City of Ouray is necessary to preserve the public health, safety, and welfare.

NOW, THEREFORE, BE IT ORDAINED BY THE CITY COUNCIL OF THE CITY OF OURAY, COLORADO as follows:

SECTION 1: ADOPTION OF THE OFFICIAL ZONING MAP OF 2023

The official Zoning Map of 2023 of the City of Ouray, attached to this Ordinance as Exhibit A, is hereby adopted by reference. All previous versions of the Official Zoning Map have been repealed.

SECTION 2. AMENDMENTS TO THE CODE

Section 7-6-D-1 is repealed and replaced as follows:

1. The boundaries of the districts set out in this Section are shown on the Official Zoning Map of 2023 of the City of Ouray, as adopted by Ordinance No. 15 (SERIES 2023), as may be amended from time to time and is made part of this Code.

SECTION 3: EFFECTIVE DATE

The provisions of this Ordinance shall become effective January 20, 2024.

SECTION 4: SEVERABILITY

If any clause, sentence, paragraph, or part of this ordinance or the application thereof to any person or circumstances shall for any reason be adjudged by a court of competent jurisdiction invalid, such judgment shall not affect application to other persons or circumstances.

INTRODUCED, READ, APPROVED AS INTRODUCED, AND ORDERED PUBLISHED on first reading by _____ vote of the Ouray City Council this 4th day of December 2023.

CITY OF OURAY, COLORADO

By _____
Ethan Funk, Mayor

ATTEST:

Melissa M. Drake, City Clerk

INTRODUCED, READ, AND ADOPTED on second reading by _____ vote of the Ouray City Council this 18th day of December.

CITY OF OURAY, COLORADO

By _____
Ethan Funk, Mayor

ATTEST:

Melissa M. Drake, City Clerk

CERTIFICATE OF ATTESTATION

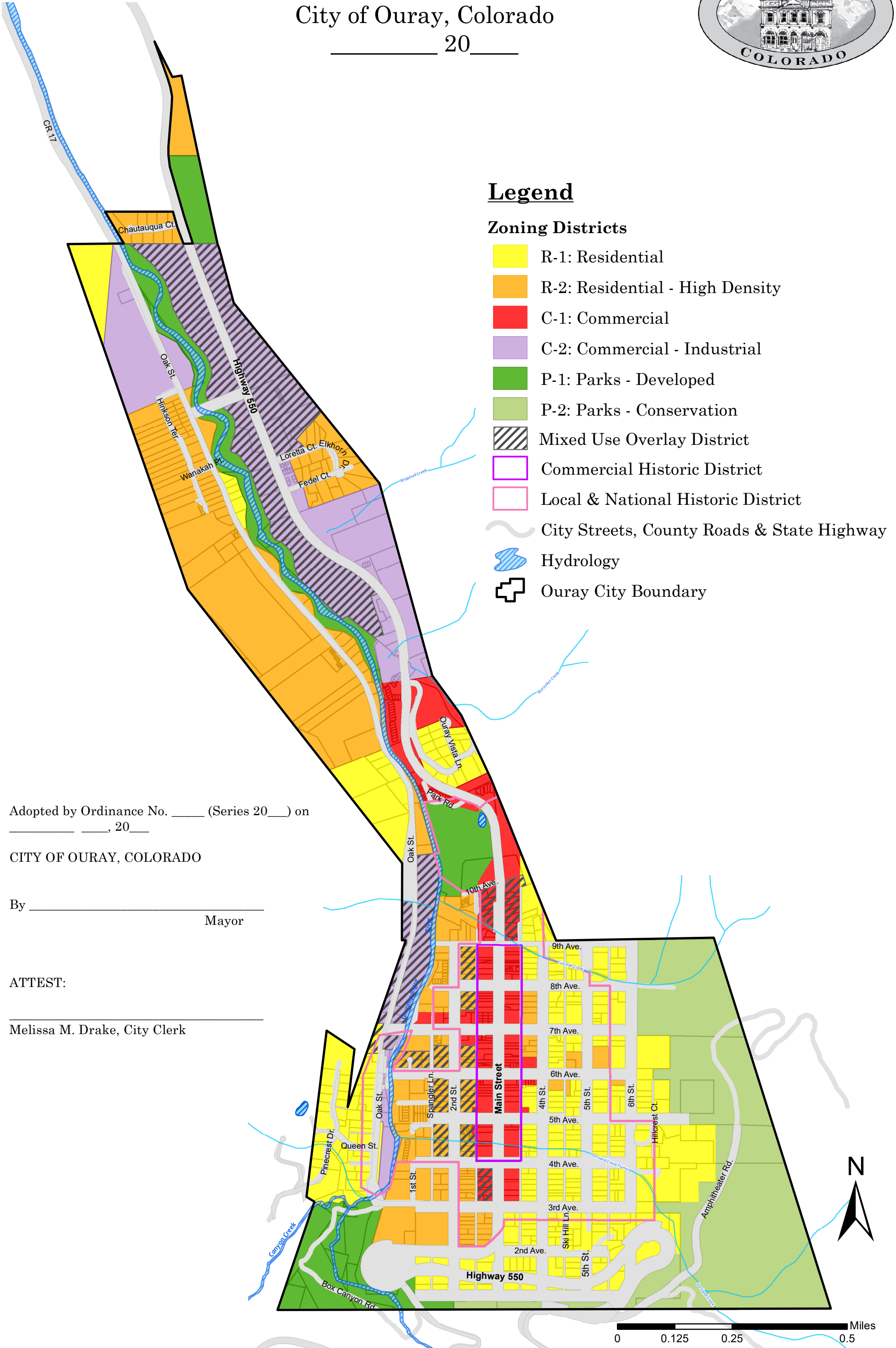
I, Melissa M. Drake, Ouray City Clerk, hereby certify that Ordinance No. 15 (Series 2023) was introduced, read, and passed by the Ouray City Council on first reading on _____, 2023. Said Ordinance was published, in summary, in the *Ouray County Plaindealer* on _____, 2023, and thereafter introduced, read, and adopted by the Ouray City Council on _____, 2023, and thereafter published in the *Ouray County Plaindealer*, as required by law.

Melissa M. Drake, City Clerk

Ouray Zoning Map

City of Ouray, Colorado

20



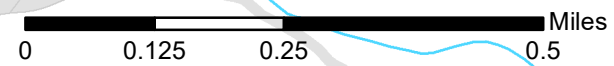
Adopted by Ordinance No. _____ (Series 20____) on _____, 20____

CITY OF OURAY, COLORADO

By _____ Mayor

ATTEST:

Melissa M. Drake, City Clerk



**CITY OF OURAY
ORDINANCE NO. 16 (SERIES 2023)**

**AN ORDINANCE OF THE CITY OF OURAY AMENDING THE
NEW OURAY LAND USE CODE AND THE TABLES CONTAINED
IN SECTIONS 7-5-B AND 7-7-A TO CORRECT MINOR
INCONSISTENCIES FOUND AFTER ADOPTION OF THE CODE
ON NOVEMBER 16, 2023.**

WHEREAS, the City Council adopted a new land use code to make building in the City of Ouray easier effective November 16, 2023.

WHEREAS, a review of the newly adopted code reveals minor inconsistencies which must be corrected.

WHEREAS, the corrections include replacing the word residence with dwelling in the summary table of procedures under OLUK, Section 7-5-B and repealing and replacing the table of allowed uses under Section 7-7-A to provide any real property owned by an applicant prior to November 16, 2023, the continued permitted uses of a single family, duplex, or multi-family dwellings and ADU within C1 and C2 zones.

WHEREAS, adopting these corrections to the Ouray Land Use Code is necessary to preserve the public health, safety, and welfare.

**NOW, THEREFORE, BE IT ORDAINED BY THE CITY COUNCIL OF THE
CITY OF OURAY, COLORADO as follows:**

SECTION 1: AMENDMENT TO SUMMARY TABLE OF PROCEDURES

Section 7-5-B is amended as follows:

In Section 7-5-B Summary Table of Procedures, Row 8, Column One, the word “residential” is replaced with Dwelling.

SECTION 2. REPEAL AND REPLACE TABLE OF ALLOWED USES

Section 7-7-A Table of Allowed Uses is repealed and replaced as follows:

P = Permitted Use		Blank Cell = Prohibited Use					
L = License Required							
C = Conditional Use							
Use Category	Use Type	R-1	R-2	C-1	C-2	P-1	P-2
Residential Use							
Household Living	Dwelling - Single-Family	P	P	C*	C*		
	Dwelling - Duplex	P	P	C*	C*		
	Dwelling - Multi-Family		P	C*	C*		
	Dwelling - Modular	P	P	C	C		
	Dwelling - Manufactured			C	C		
	Dwelling - Mobile Home			C	C		
	Timeshares		C	C	C		
	Accessory Dwelling Unit (ADU)	P	P	C*	C*		
Commercial Use							
General	Retail Shop			P	P		
	Office - Professional, Business			P	P		
	Wholesale Distributors				P		
	Outdoor Displays of Merchandise			P	P		
	Marijuana - Sales, Centers, Retail, Operation, Cultivation						
Arts & Entertainment	Crafting of Art, Collectibles, Handicrafts			P	P		
	Theater			P	P		
	Adult Use - Entertainment				C ²		
	Adult Use - Retail			C ^{1,2}	C ²		
Food & Beverage Services	Bar, Tavern, Liquor Store			P	P		
	Restaurant		P	P	P		
	Fruit, Vegetable, Cider & Honey Sales				P		
	Accessory Bars & Restaurants for Lodging Business		P	P	P		
	Food Trucks			P	P		
Lodging Facilities	Lodging Business - Hotel, Motel, Bed & Breakfast, Hostel		P	P	P		
	Campground and RV park		C	C	C		
	Short Term Rental (STR)		L	L	L		
Offices, Business & Professional Services	Bank, Financial Institution			P	P		
	Professional, Government, or Administrative Office/Facility			P	P		
	Pet Boarding Kennels				C		
	Auto Service Stations				P		

Automotive, Maintenance & Repair Services	Repair Shops				P		
	Automotive Sales				P		
Storage & Warehousing	Lumber Yards				P		
	Storage Units				P		
	Builder Supply Yards				P		
	Wholesale Distributors				P		
	Warehousing				P		
	Intermodal Shipping Containers for Accessory Storage				C		
Tourist Oriented Uses	Jeep/OHV/snow machine or similar tours and rentals			C	C		
	Horse tours/boarding				C		
Public, Institutional, Open Space and Civic Uses							
Community & Cultural Facilities	Scenic Areas	P	P	P	P	P	
	Conservation Areas	P	P	P	P	P	
	Historic Preserves	P	P	P	P	P	
	Bird and Animal Sanctuaries	P	P	P	P	P	
	Public Utility Service Facilities	P	P	P	P	P	P
	Public Sanitation Facilities						P
	Public Water facilities						P
	Private and Fraternal Clubs			P	P		
	Churches	P	P	P	P		
	Recreational Facility				P		
	Public Schools	P	P	P	P		
Transit Uses	Street & Highway Landscaping and Beautification	P	P	P	P	P	
	Parking Lots						P
Open Space	Agriculture Open Space					P	
	Open Space, Forest Parks, Tree Planting	P	P	P	P	P	P
Light Industrial / Heavy Commercial							
Industrial Uses	Gravel Crushing & Screening				C		
	Cabinet, Carpentry, Machine and Welding Shops				P		
Accessory Uses							
Residential	Home Occupation	P	P	P	P		
	Accessory Structures/ Garage/ Storage	P	P	P	P		

Table Notes:

* Such uses are conditional for any real property acquired by an applicant after November 16, 2023.

1. Allowed use in the C-1 zoning district, excluding properties located within the Commercial Historic District Overlay Zone.
2. Any Adult Use shall be located no less than 300' from any K-12 school.

SECTION 3: EFFECTIVE DATE

The provisions of this Ordinance shall become effective 30 days following publication in accordance with City of Ouray Charter 3.5-G.

SECTION 4: SEVERABILITY

If any clause, sentence, paragraph, or part of this ordinance or the application thereof to any person or circumstances shall for any reason be adjudged by a court of competent jurisdiction invalid, such judgment shall not affect application to other persons or circumstances.

INTRODUCED, READ, APPROVED AS INTRODUCED, AND ORDERED PUBLISHED on first reading by _____ vote of the Ouray City Council this 4th day of December 2023.

CITY OF OURAY, COLORADO

By _____
Ethan Funk, Mayor

ATTEST:

Melissa M. Drake, City Clerk

INTRODUCED, READ, AND ADOPTED on second reading by _____ vote of the Ouray City Council this 18th day of December.

CITY OF OURAY, COLORADO

By _____
Ethan Funk, Mayor

ATTEST:

Melissa M. Drake, City Clerk

CERTIFICATE OF ATTESTATION

I, Melissa M. Drake, Ouray City Clerk, hereby certify that Ordinance No. 16 (Series 2023) was introduced, read, and passed by the Ouray City Council on first reading on _____, 2023. Said Ordinance was published, in summary, in the *Ouray County Plaindealer* on _____, 2023, and thereafter introduced, read, and adopted by the Ouray City Council on _____, 2023, and thereafter published in the *Ouray County Plaindealer*, as required by law.

Melissa M. Drake, City Clerk

RESOLUTION NO. 10 (Series 2023)

A RESOLUTION OF THE CITY OF OURAY, COLORADO, UPDATING THE WATER AND SEWER UTILITY CREDIT PROGRAM TO REWARD LANDLORDS WHO LEASE REAL PROPERTY FOR ONE YEAR OR MORE WITH MONTHLY RENT AT OR BELOW 30% OF THE 80% AREA MEDIAN INCOME (AMI) IN ACCORDANCE WITH HOUSEHOLD SIZE TO RESIDENTS WHO RESIDE WITHIN THE CITY; AND A MAXIMUM OF THIRTY THOUSAND DOLLARS (\$30,000) SHALL BE ALLOCATED FROM THE AFFORDABLE HOUSING EXCISE TAX COLLECTED BY THE CITY FOR 2024.

WHEREAS, the City Council has identified the lack of affordable housing for residents and families who work within Ouray County as a need which must be addressed for the City of Ouray to provide adequate services to residents and visitors.

WHEREAS, the City Council has held numerous work sessions on affordable housing grants and incentives using Area Median Income (AMI) metrics established by the U.S. Department of Housing and Urban Development (HUD) for each county in Colorado each year which is then adopted by the Colorado Housing and Finance Authority (CHFA).

WHEREAS, the City Council is in the process of adopting such metrics in connection with the Ouray Waterview Homes neighborhood where a certain household size with AMI limits allow a family to qualify to purchase a home so long as they reside and work within Ouray County.

WHEREAS, the City Council desires to use the same AMI and household size metrics to provide City water and sewer credits to landlords who lease housing to City residents for a monthly rent not to exceed thirty percent (30%) of the yearly adjusted AMI equal to eighty percent (80%).

WHEREAS, the City Council desires to and has allocated thirty thousand dollars (\$30,000.00) for 2024 and will allocate money towards this program in 2025 from the affordable housing portion of the Short-Term Rental Excise Tax collected by the City.

WHEREAS, the City desires this program to be a pilot program and will review whether any landlords took advantage of the program in one year to consider whether to extend or revise the program no later than December 31, 2025, or the program shall sunset.

WHEREAS, the City finds it necessary for public health, safety, and welfare to adopt this pilot program.

NOW, THEREFORE, BE IT RESOLVED BY THE CITY COUNCIL OF THE CITY OF OURAY, COLORADO, that:

1. The City Council hereby allocates no more than thirty thousand dollars (\$30,000.00) from the short-term rental excise tax collected for 2024 to this Landlord Water and Sewer Utility Credit Program.
2. The City Council approves the attached UPDATED 2024 Landlord Water and Sewer Utility Credit Program and hereby adopts the eighty percent (80%) AMI table based on 2022 HUD figures adopted by CHFA in 2023 and directs this table be used for landlord utility incentives for 2024 or until new figures are released at which time the City council shall adjust the figure.
3. This resolution shall expire on December 31, 2025.

ADOPTED this 18th day of December 2023 by the Ouray City Council.

CITY OF OURAY, COLORADO

Ethan Funk, Mayor

ATTEST:

Melissa M. Drake, City Clerk

PO Box 468
320 Sixth Avenue
Ouray, Colorado 81427



LANDLORD WATER AND SEWER CREDIT PROGRAM

Goal:

The goal of the program is to provide City of Ouray landlords an incentive to charge affordable rents to residents of the City by providing a 0.3 EQR credit to real property owners who rent to residents at or below thirty percent (30%) of the AMI which equals eighty percent (80%) which is adjusted from time to time regardless of household size.

Program:

Any landlord who rents one or more **whole** dwelling unit(s) **within the City limits (i.e. no partial units)** to **any** a City of Ouray resident for a year or more and such rent is equal or less than thirty percent (30%) of the adjusted eighty percent (80%) AMI for a household of two, as determined from time to time by City Council, and regardless of true household size, shall receive a 0.3 EQR credit on Landlord's monthly water and sewer invoice for as long as the program continues and so long as the lease is current and in full force and affect.

To receive such credit, a landlord must apply to the City and provide a copy of a current, existing lease containing a provision that such lease is for one year or more and such lease must be legally applicable during any month a credit is sought.

AMI Table Calculation:

Ouray County Monthly Rent Which Equals Thirty Percent of the Eighty Percent Area Median Income for a Household Size of Two Applicable for 2024 is:

\$1,418.00¹

Area Median Income is determined by using the figures published by US Department of Housing and Urban Development ("HUD") for each county in Colorado and adopted by Colorado Housing and Finance Authority ("CHFA"). They are published at: www.chfainfo.com and are currently for 2022. When this data is updated, the City Council shall adjust the maximum rent to receive the credit accordingly.

¹ For 2022 80% of AMI for a household of two in Ouray County is \$56,720.

Program Termination:


This program shall remain in effect for a period of two years and shall sunset on December 31, 2025.



City of Ouray, CO


Ute Mountain Tribe Pattern Studies on Wayfinding Signage

DECEMBER 13, 2023




CAP DESIGN OPTIONS


Cap Design - Option 1A & 1B



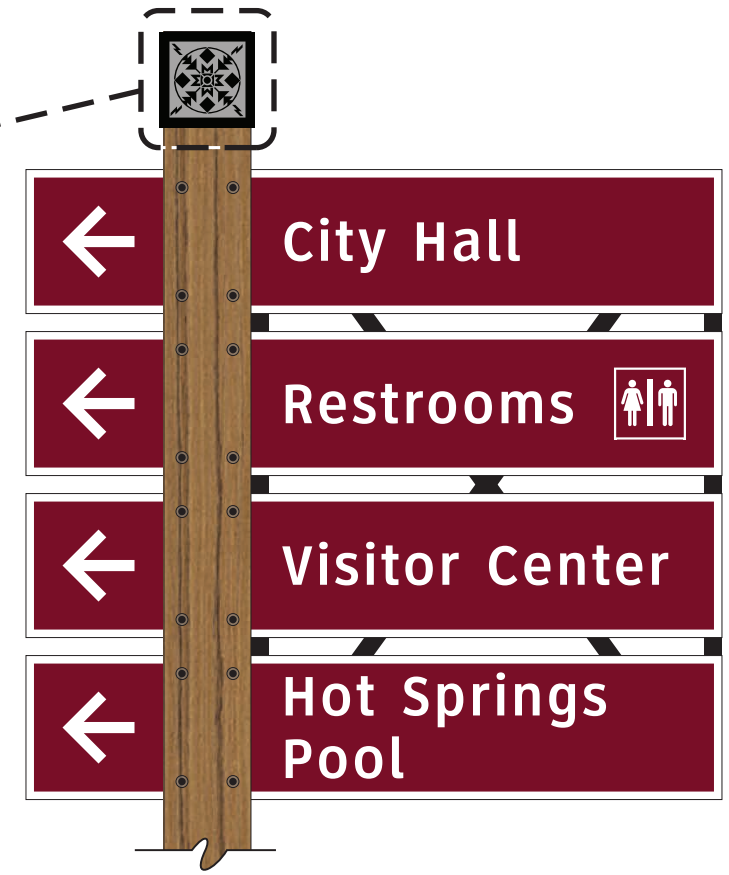
Research/Influence



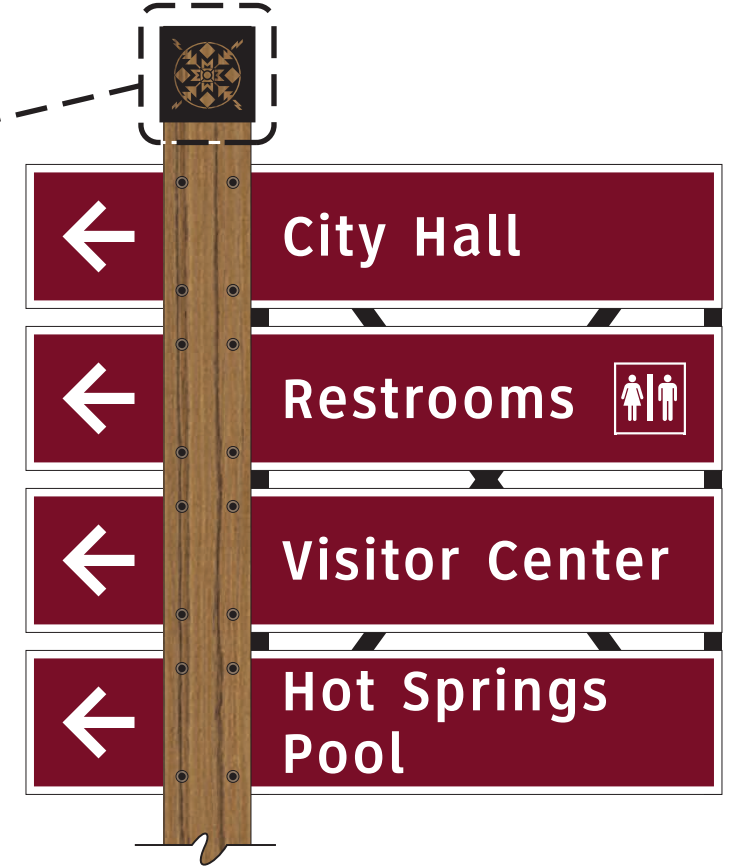
Cap Detail - Option 1A



Cap Detail - Option 1B





Example on Sign Type C.2 - Option 1A

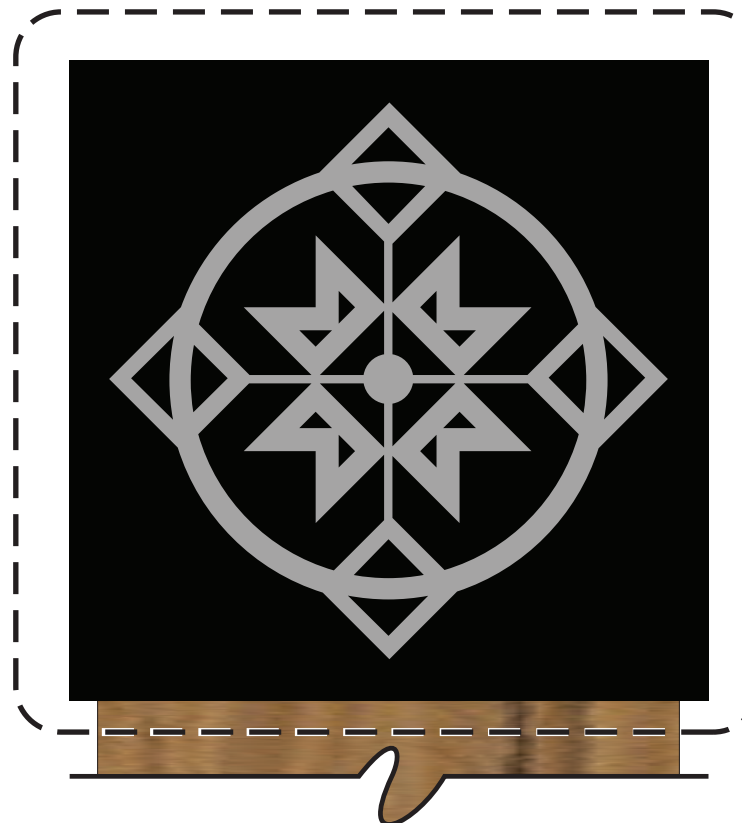


Example on Sign Type C.2 - Option 1B


Cap Design - Option 2A & 2B



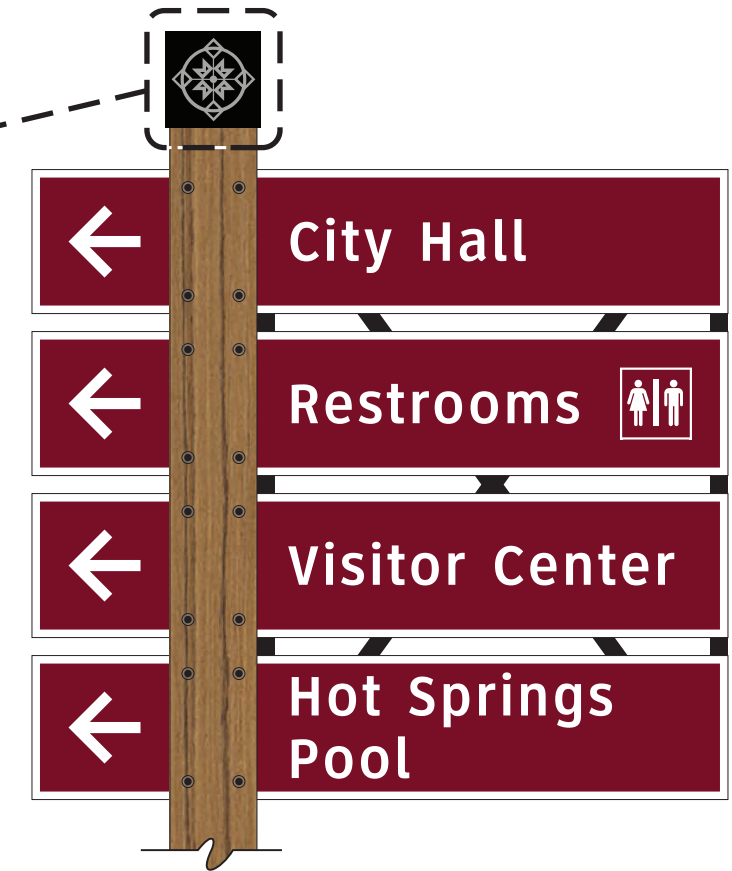
Research/Influence



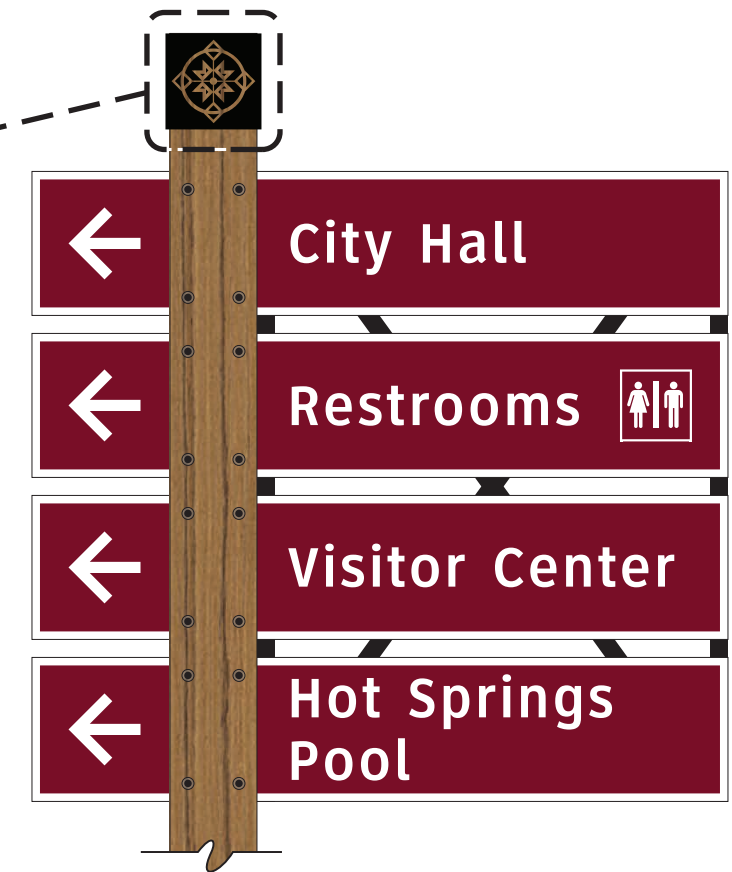
Cap Detail - Option 2A



Cap Detail - Option 2B




Example on Sign Type C.2 - Option 2A

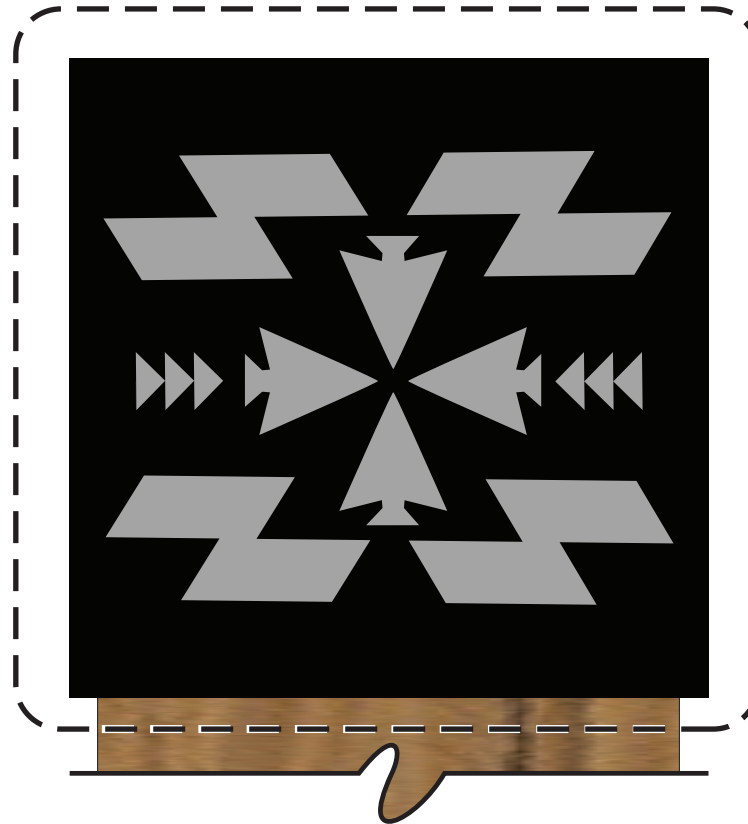


Example on Sign Type C.2 - Option 2B

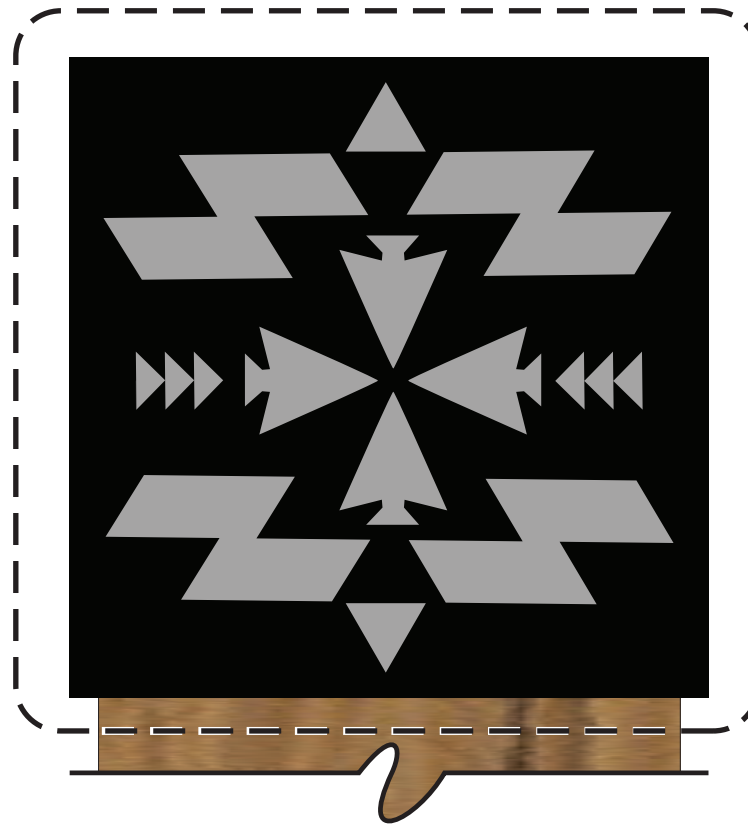
Cap Design - Option 3A & 3B



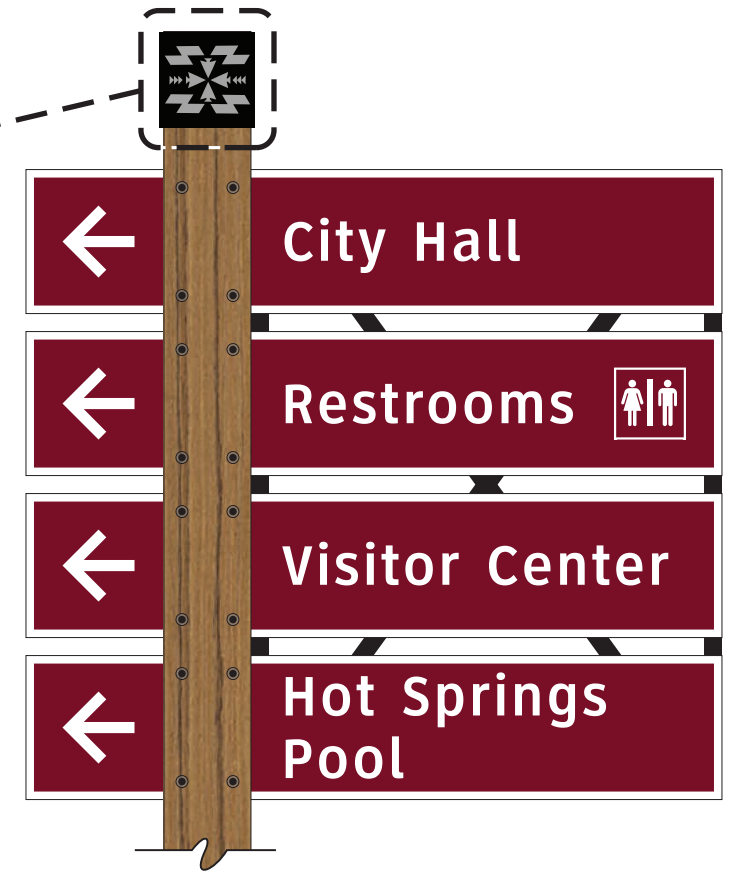
Research/Influence



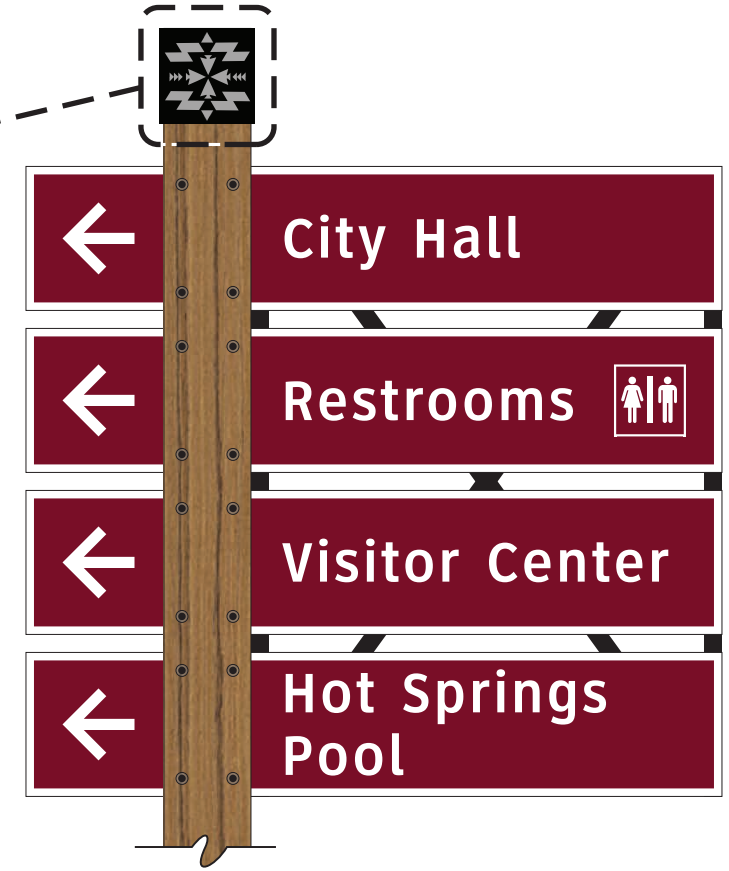
Cap Detail - Option 3A



Cap Detail - Option 3B




Example on Sign Type C.2 - Option 3A

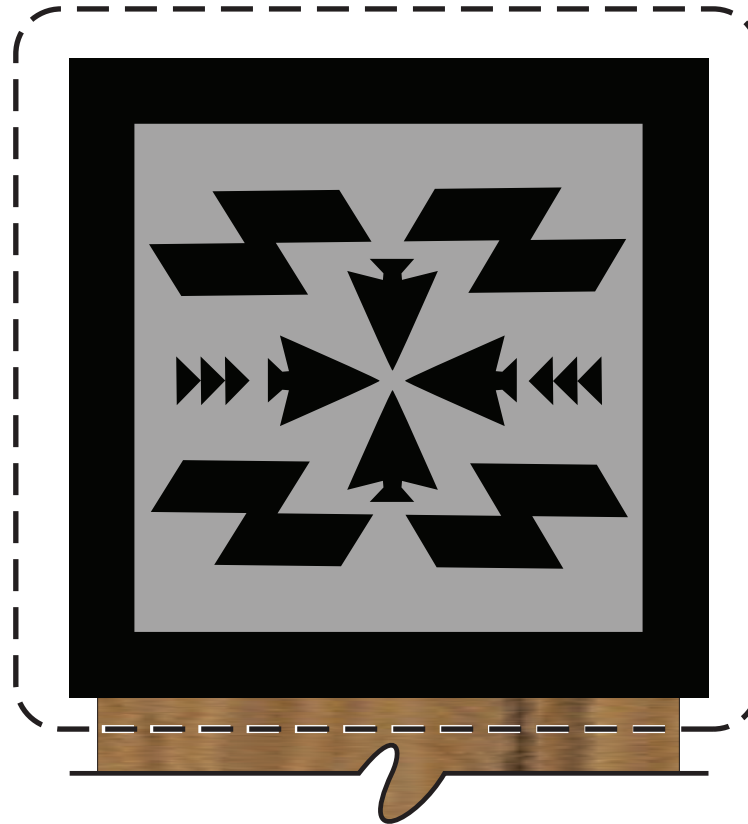


Example on Sign Type C.2 - Option 3B

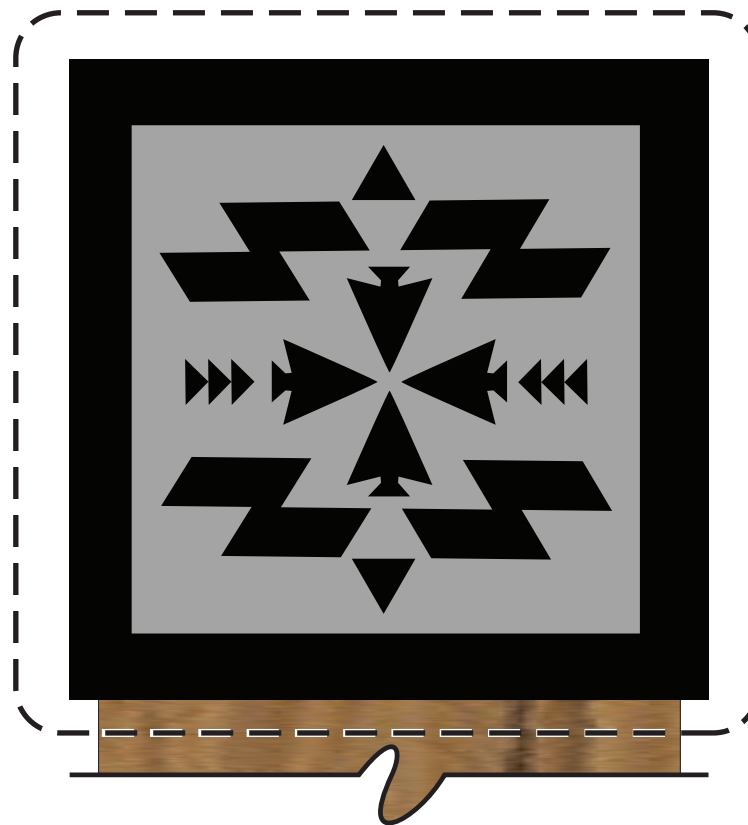
Cap Design - Option 3C & 3D



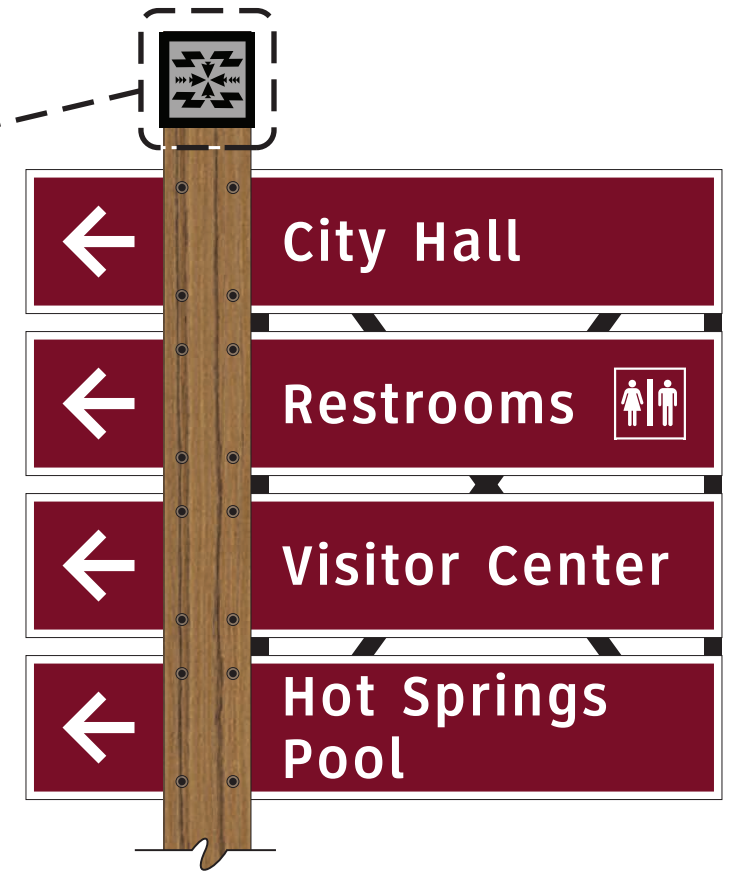
Research/Influence



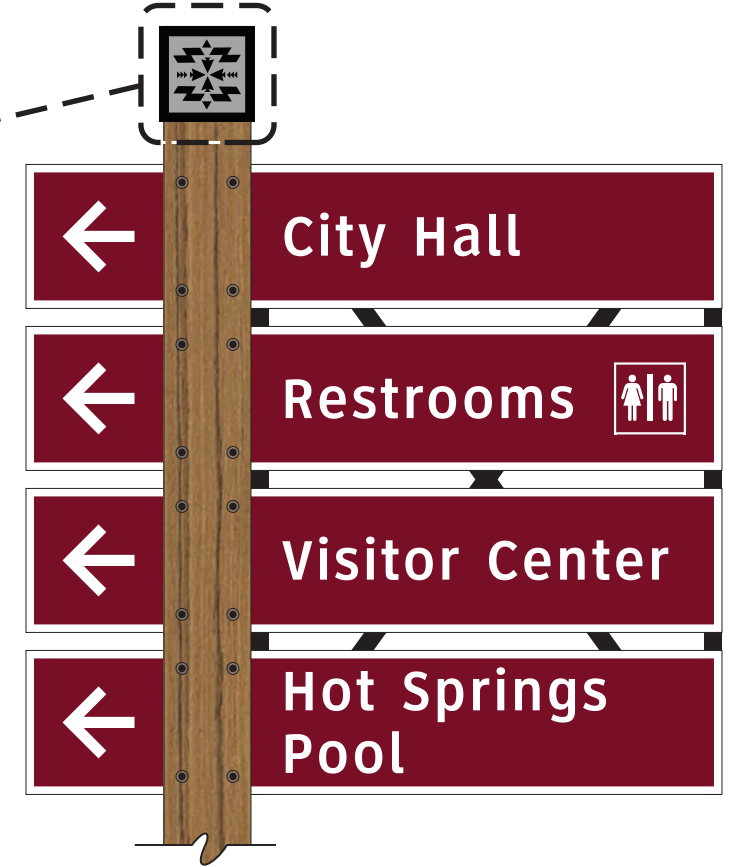
Cap Detail - Option 3C



Cap Detail - Option 3D




Example on Sign Type C.2 - Option 3C

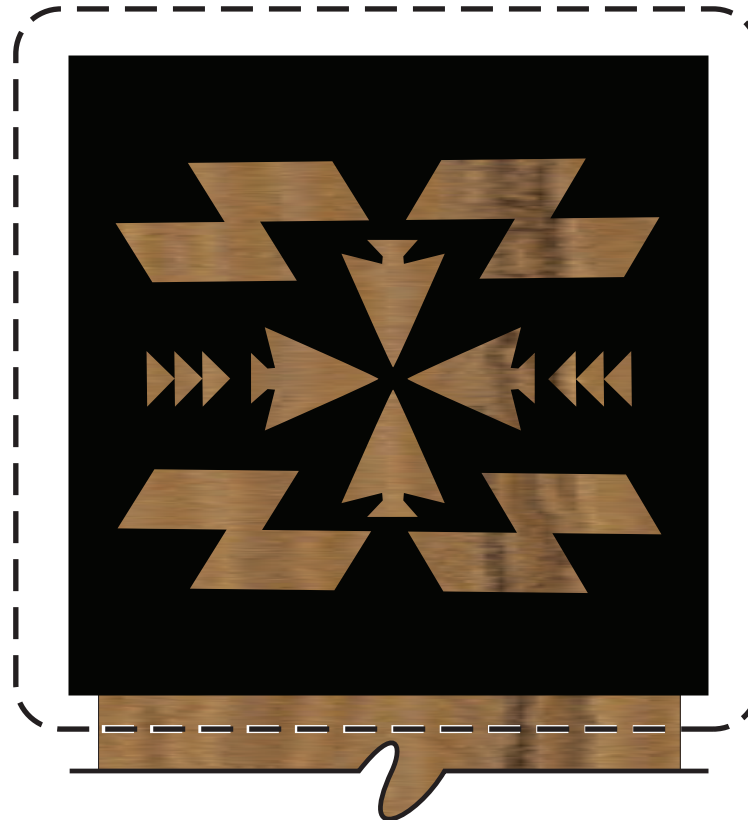


Example on Sign Type C.2 - Option 3D


Cap Design - Option 3E & 3F



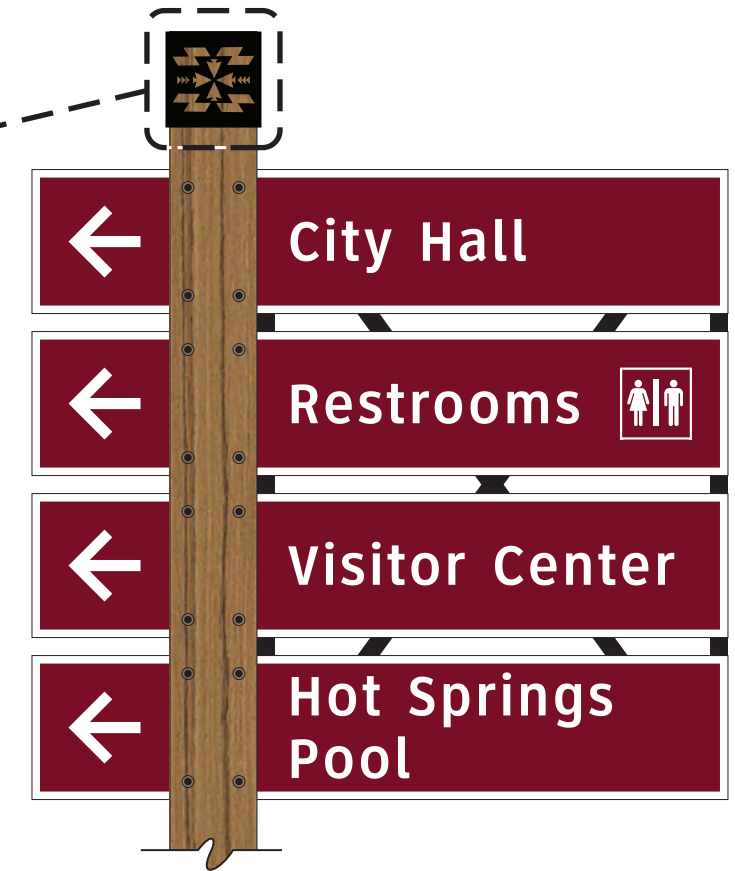
Research/Influence



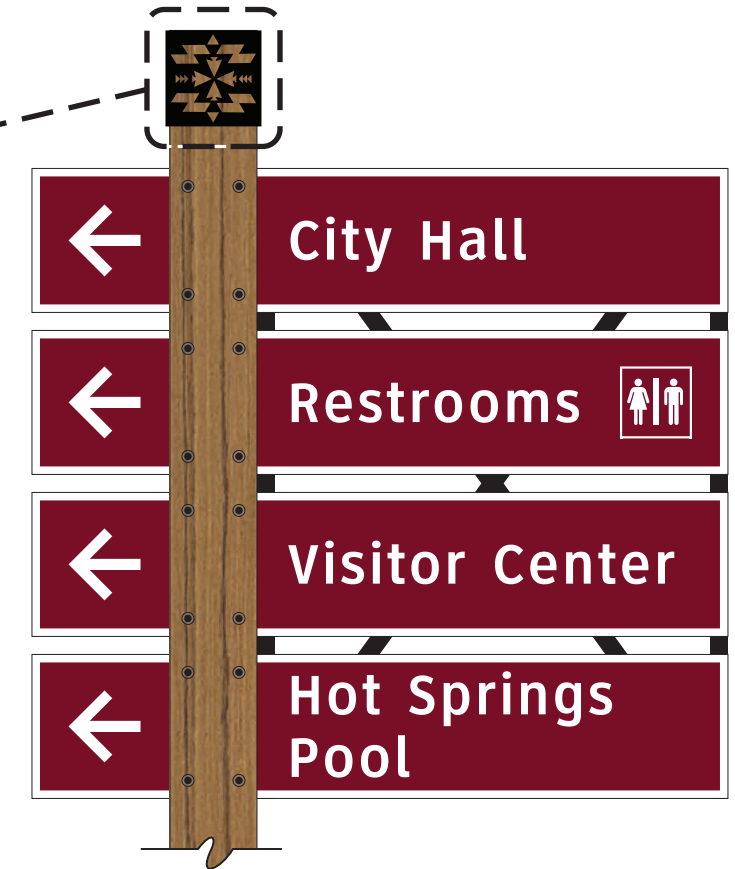
Cap Detail - Option 3E



Cap Detail - Option 3F




Example on Sign Type C.2 - Option 3E



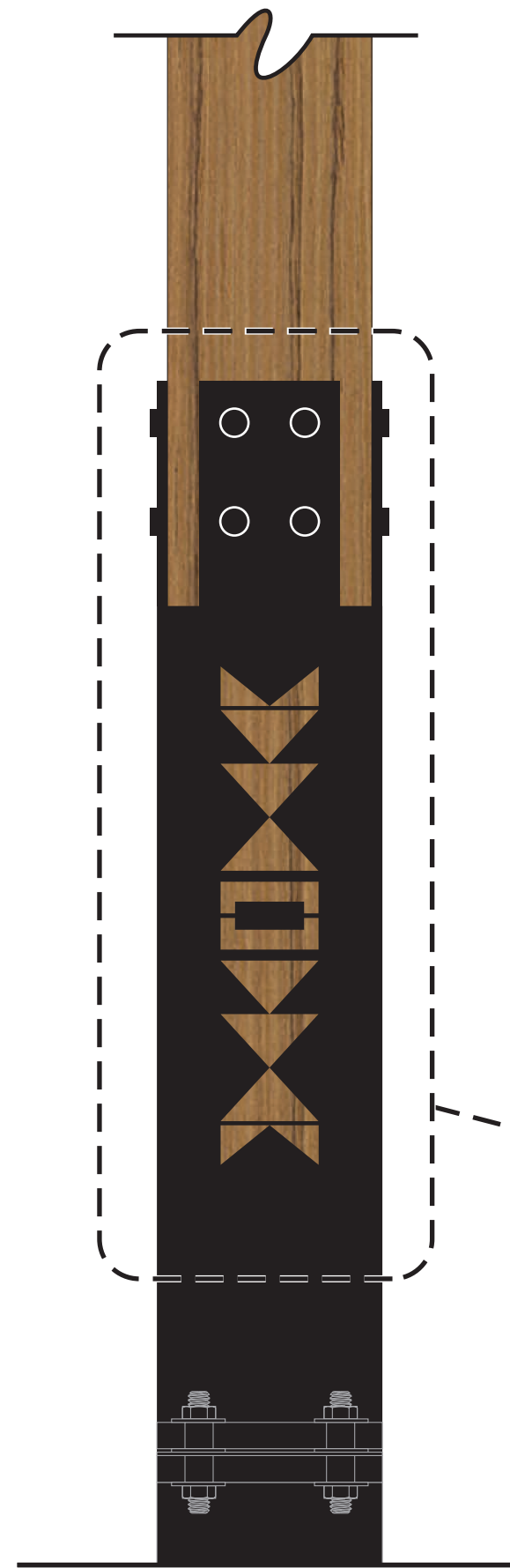
Example on Sign Type C.2 - Option 3F

BASE TUBE DESIGN OPTIONS

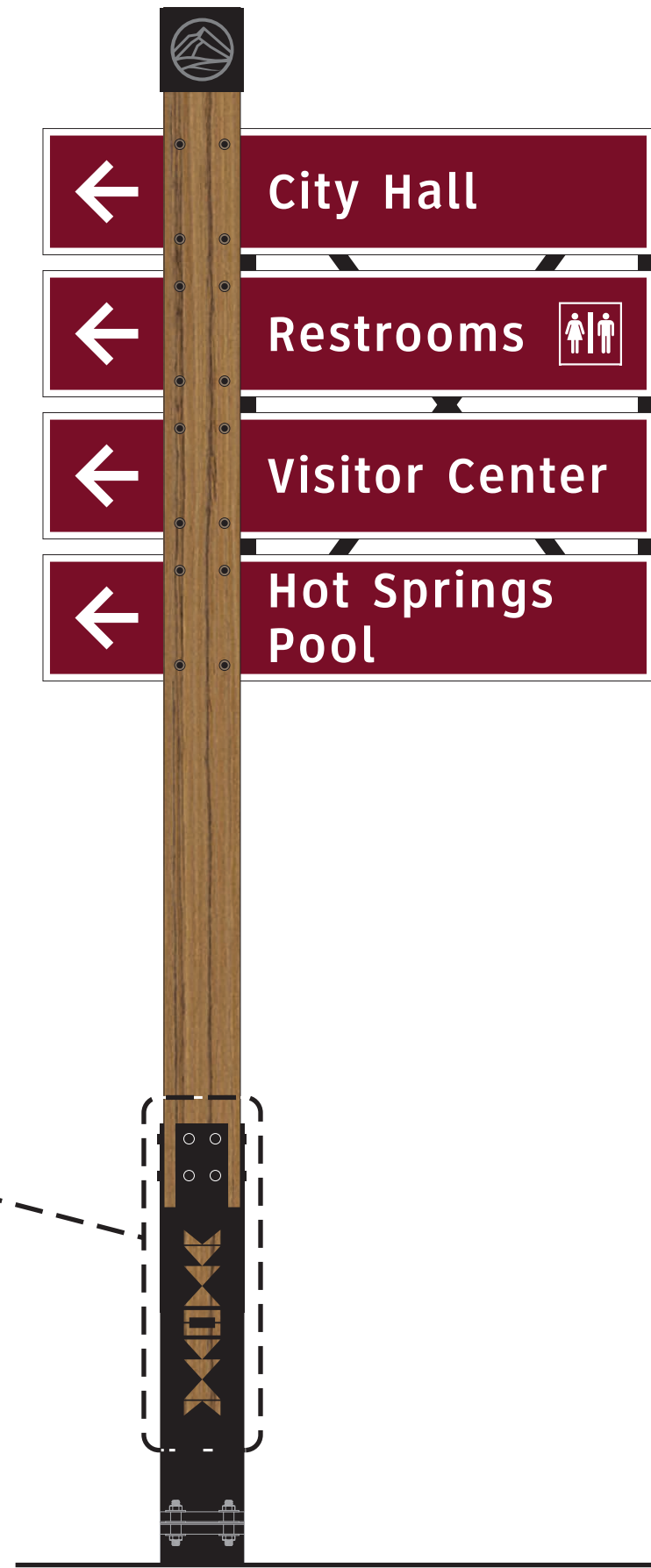
Base Tube Design - Option 1



Research/Influence




Base Tube Detail




Example on Sign Type C.2

Base Tube Design - Option 2



Research/Influence




Base Tube Detail



Example on Sign Type C.2

Base Tube Design - Option 3



Research/Influence



Base Tube Detail

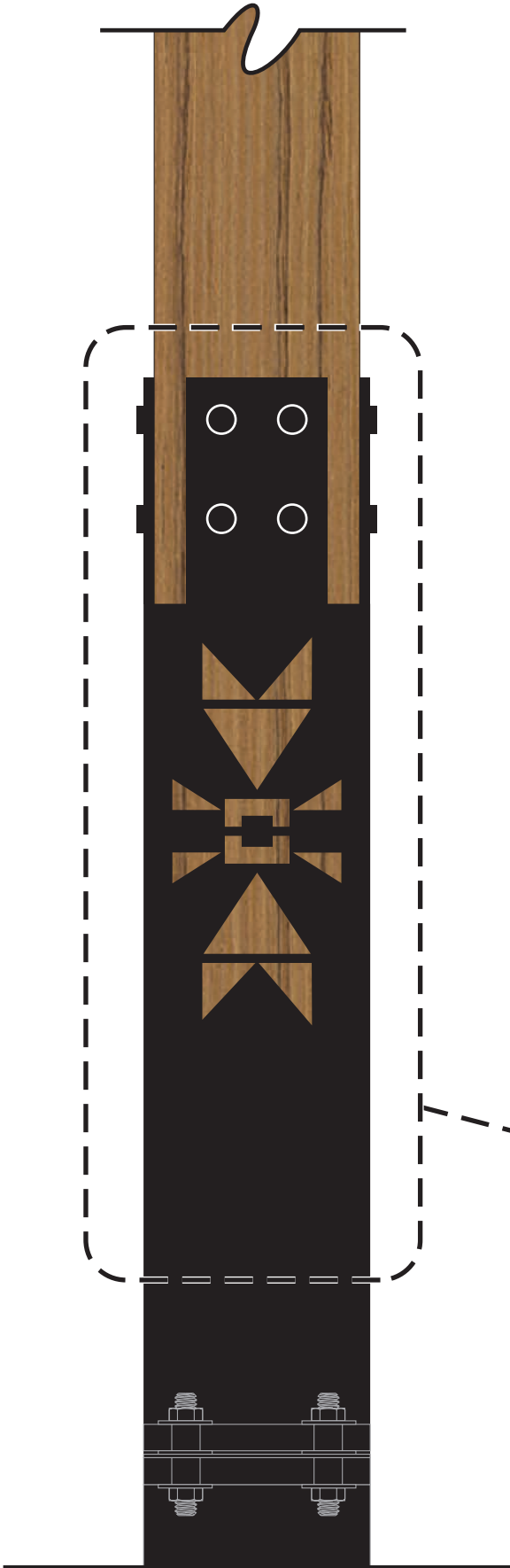


Example on Sign Type C.2

Base Tube Design - Option 4



Research/Influence



Base Tube Detail




Example on Sign Type C.2

Base Tube Design - Option 5



Research/Influence



Base Tube Detail




Example on Sign Type C.2

Base Tube Design - Option 6



Research/Influence




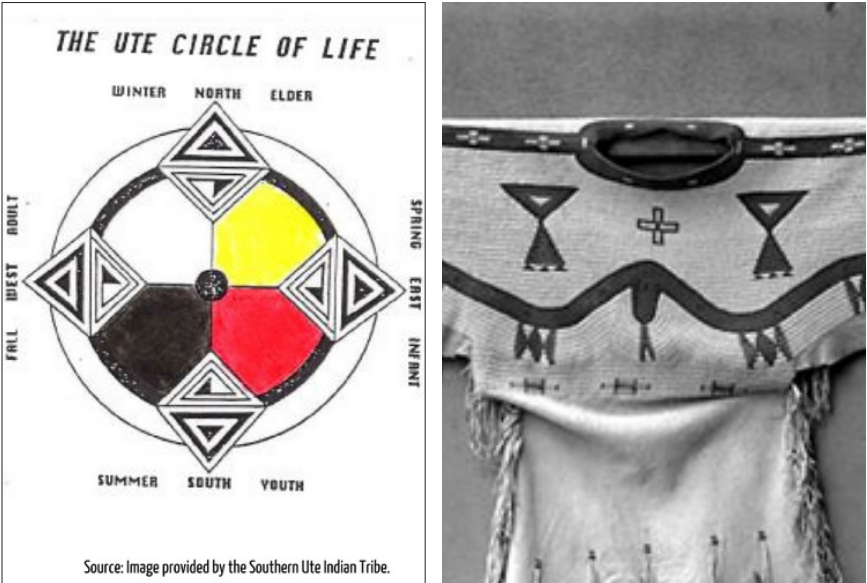
Base Tube Detail



Example on Sign Type C.2

GATEWAY LETTERFORM DESIGN OPTIONS


Gateway Letterform Design - Option 1



Research/Influence



Gateway Design




Pattern Detail Along Letterform Edge



3D Detail of Pattern


Gateway Letterform Design - Option 2



Research/Influence



Gateway Design

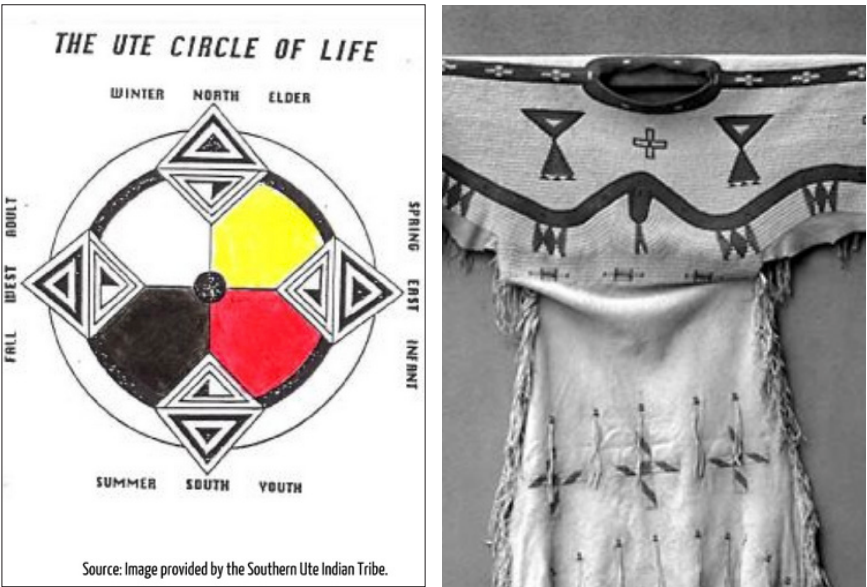


Pattern Detail Along Letterform Edge



3D Detail of Pattern

Gateway Letterform Design - Option 3



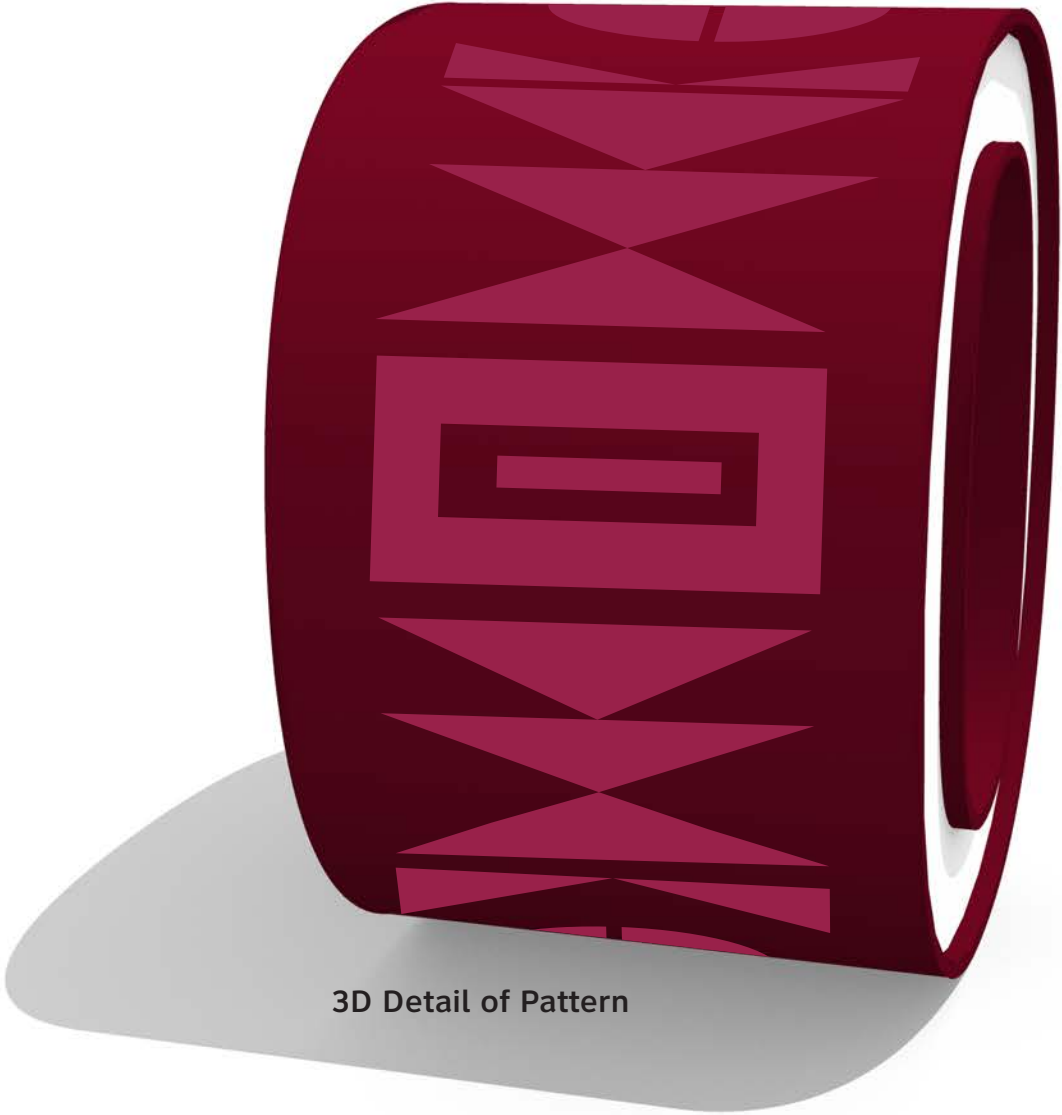
Research/Influence



Gateway Design



Pattern Detail Along Letterform Edge



3D Detail of Pattern

Application for a Special Events Permit

Departmental Use Only

In order to qualify for a Special Events Permit, You Must Be a Qualifying Organization Per 44-5-102 C.R.S. and One of the Following (See back for details.)

- | | | |
|------------------------------------|---|---|
| <input type="checkbox"/> Social | <input checked="" type="checkbox"/> Athletic | <input type="checkbox"/> Philanthropic Institution |
| <input type="checkbox"/> Fraternal | <input type="checkbox"/> Chartered Branch, Lodge or Chapter | <input type="checkbox"/> Political Candidate |
| <input type="checkbox"/> Patriotic | <input type="checkbox"/> National Organization or Society | <input type="checkbox"/> Municipality Owned Arts Facilities |
| <input type="checkbox"/> Political | <input type="checkbox"/> Religious Institution | |

LIAB Type of Special Event Applicant is Applying for:	DO NOT WRITE IN THIS SPACE
2110 <input checked="" type="checkbox"/> Malt, Vinous And Spirituous Liquor \$25.00 Per Day	Liquor Permit Number
2170 <input type="checkbox"/> Fermented Malt Beverage \$10.00 Per Day	

1. Name of Applicant Organization or Political Candidate Ouray Ice Park Inc	State Sales Tax Number (Required) 00748101-0000
---	---

2. Mailing Address of Organization or Political Candidate (include street, city/town and ZIP) PO Box 1058 Ouray Colorado 81427	3. Address of Place to Have Special Event (include street, city/town and ZIP) Box Canon Park 30 Box Canon Road Ouray Colorado 81427
--	---

4. Authorized Representative of Qualifying Organization or Political Candidate Peter O'Neil	Date of Birth 05/24/54	Phone Number 303 748 7548
---	----------------------------------	-------------------------------------

Authorized Representative's Mailing Address (if different than address provided in Question 2.)
163 County Road 12A, Ridgway CO 81432

5. Event Manager Christina Lujan	Date of Birth	Phone Number
--	---------------	--------------

Event Manager Home Address (Street, City, State, ZIP)

6. Has Applicant Organization or Political Candidate been issued a Special Event Permit this Calendar Year? <input checked="" type="checkbox"/> No <input type="checkbox"/> Yes How many days? _____	7. Is the premises for which your event is to be held currently licensed under the Colorado Liquor or Beer codes? <input checked="" type="checkbox"/> No <input type="checkbox"/> Yes License Number _____
---	---

8. Does the Applicant Have Possession or Written Permission for the Use of The Premises to be Licensed? Yes No

List Below the Exact Date(s) for Which Application is Being Made for Permit

Date	Date	Date	Date	Date
01/19/24	01/20/24	01/21/24		
Hours From 1100 .m. To 1600 .m.	Hours From 1100 .m. To 1600 .m.	Hours From 1100 .m. To 1300 .m.	Hours From .m. To .m.	Hours From .m. To .m.
Hours From .m. To .m.	Hours From .m. To .m.	Hours From .m. To .m.	Hours From .m. To .m.	Hours From .m. To .m.
Hours From .m. To .m.	Hours From .m. To .m.	Hours From .m. To .m.	Hours From .m. To .m.	Hours From .m. To .m.

Oath of Applicant

I declare under penalty of perjury in the second degree that I have read the foregoing application and all attachments thereto, and that all information therein is true, correct, and complete to the best of my knowledge.

Signature <i>Peter A. O'Neil</i>	Title <i>Executive Director</i>	Date <i>12/7/2023</i>
----------------------------------	---------------------------------	-----------------------

Report and Approval of Local Licensing Authority (City or County)

The foregoing application has been examined and the premises, business conducted and character of the applicant is satisfactory, and we do report that such permit, if granted, will comply with the provisions of Title 44, Article 5, C.R.S., as amended.

THEREFORE, THIS APPLICATION IS APPROVED.

Local Licensing Authority (City or County)	<input type="checkbox"/> City <input type="checkbox"/> County	Telephone Number of City/County Clerk
--	--	---------------------------------------

Signature	Title	Date
-----------	-------	------

DO NOT WRITE IN THIS SPACE - FOR DEPARTMENT OF REVENUE USE ONLY

Liability Information			
License Account Number	Liability Date	State	Total
		-750 (999)	\$

Application for a Special Events Permit

Departmental Use Only

In order to qualify for a Special Events Permit, You **Must Be a Qualifying Organization Per 44-5-102 C.R.S. and One of the Following (See back for details.)**

- | | | |
|------------------------------------|---|---|
| <input type="checkbox"/> Social | <input checked="" type="checkbox"/> Athletic | <input type="checkbox"/> Philanthropic Institution |
| <input type="checkbox"/> Fraternal | <input type="checkbox"/> Chartered Branch, Lodge or Chapter | <input type="checkbox"/> Political Candidate |
| <input type="checkbox"/> Patriotic | <input type="checkbox"/> National Organization or Society | <input type="checkbox"/> Municipality Owned Arts Facilities |
| <input type="checkbox"/> Political | <input type="checkbox"/> Religious Institution | |

LIAB Type of Special Event Applicant is Applying for:	DO NOT WRITE IN THIS SPACE
2110 <input type="checkbox"/> Malt, Vinous And Spirituous Liquor \$25.00 Per Day	Liquor Permit Number
2170 <input checked="" type="checkbox"/> Fermented Malt Beverage \$10.00 Per Day	

1. Name of Applicant Organization or Political Candidate <p style="text-align: center;">Ouray Ice Park Inc</p>	State Sales Tax Number (Required) <p style="text-align: center;">00748101-0000</p>
---	---

2. Mailing Address of Organization or Political Candidate (include street, city/town and ZIP) PO Box 1058 Ouray Colorado 81427	3. Address of Place to Have Special Event (include street, city/town and ZIP) Ouray Community Center 320 6th Ave Ouray Colorado 81427
---	---

4. Authorized Representative of Qualifying Organization or Political Candidate <p style="text-align: center;">Peter O'Neil</p>	Date of Birth <p style="text-align: center;">05/24/54</p>	Phone Number <p style="text-align: center;">303 748 7548</p>
---	--	---

Authorized Representative's Mailing Address (if different than address provided in Question 2.)

163 County Road 12A, Ridgway CO 81432

5. Event Manager <p style="text-align: center;">Christina Lujan</p>	Date of Birth	Phone Number
--	---------------	--------------

Event Manager Home Address (Street, City, State, ZIP) _____ Email Address of Event Manager _____

6. Has Applicant Organization or Political Candidate been Issued a Special Event Permit this Calendar Year? <input checked="" type="checkbox"/> No <input type="checkbox"/> Yes How many days? _____	7. Is the premises for which your event is to be held currently licensed under the Colorado Liquor or Beer codes? <input checked="" type="checkbox"/> No <input type="checkbox"/> Yes License Number _____
---	---

8. Does the Applicant Have Possession or Written Permission for the Use of The Premises to be Licensed? Yes No

List Below the Exact Date(s) for Which Application is Being Made for Permit

Date	Date	Date	Date	Date
01/19/24	01/20/24	01/18/2024		
Hours From 1700 .m. To 2000 .m.	Hours From 1700 .m. To 2300 .m.	Hours From 1700 .m. To 2000 .m.	Hours From .m. To .m.	Hours From .m. To .m.
Date	Date	Date	Date	Date
Hours From .m. To .m.	Hours From .m. To .m.	Hours From .m. To .m.	Hours From .m. To .m.	Hours From .m. To .m.
Date	Date	Date	Date	Date
Hours From .m. To .m.	Hours From .m. To .m.	Hours From .m. To .m.	Hours From .m. To .m.	Hours From .m. To .m.

Oath of Applicant

I declare under penalty of perjury in the second degree that I have read the foregoing application and all attachments thereto, and that all information therein is true, correct, and complete to the best of my knowledge.

Signature <i>Peter A. O'Neil</i>	Title <i>Executive Director</i>	Date <i>12/5/2023</i>
-------------------------------------	------------------------------------	--------------------------

Report and Approval of Local Licensing Authority (City or County)

The foregoing application has been examined and the premises, business conducted and character of the applicant is satisfactory, and we do report that such permit, if granted, will comply with the provisions of Title 44, Article 5, C.R.S., as amended.

THEREFORE, THIS APPLICATION IS APPROVED.

Local Licensing Authority (City or County)	<input type="checkbox"/> City	Telephone Number of City/County Clerk
	<input type="checkbox"/> County	

Signature	Title	Date
-----------	-------	------

DO NOT WRITE IN THIS SPACE - FOR DEPARTMENT OF REVENUE USE ONLY

Liability Information			
License Account Number	Liability Date	State	Total
		-750 (999)	\$.

CONVEYANCE OF REAL PROPERTY AND EASEMENTS AGREEMENT

THIS AGREEMENT is made and entered into effective the 19th day of December 2023, by and between: Eric R. Jacobson, an individual ("Jacobson" or "Grantor"), and the City of Ouray, Colorado, a Colorado home rule municipality ("City" or "Grantee").

RECITALS

- A. Jacobson owns real property and rights-of-way known as the Rosevelt Placer (M.S. 16036, Ouray County Parcel No. 4569-0530-0002) and structures thereon, as shown on the U.S. Department of Agriculture Forest Service Plat of Survey, recorded at the Ouray County Clerk and Recorder's office, at Reception No. 207391 ("Rosevelt Placer").
- B. Jacobson also owns real property located at 303 Oak Street, Ouray, Colorado (no parcel number currently designated by Ouray County), on which is located a hydroelectric power plant owned by Jacobson ("Power Plant Parcel")
- C. Jacobson operates a hydroelectric power project under Federal Energy Regulatory Commission License No. 733-010 ("Hydropower Project"), which includes structures, primarily in the form of a penstock, trestles, foot bridges, ladders, catwalks, a reservoir named Ouray Reservoir, a dam and headgate. The Hydropower Project consists of a 100-foot-wide FERC boundary generally centered on the penstock as it crosses land on the Rosevelt Placer, Power Plant Parcel, certain parcels owned by the City, and one parcel owned by Ouray County. The Hydropower Project also includes a storage yard for Hydroelectric Project infrastructure informally known as the Boneyard which is located within or just outside the 100-foot FERC boundary.
- D. Historically, the Ouray Ice Park operated, in part, on lands within the Rosevelt Placer and the FERC boundary.
- E. The City owns Parcels I and II of the Ouray Ice Park Townsite Addition located in Section 31, T.44 N., R. 7 W., and in Section 6, T. 43 N., R. 47 W. (Suspended), according to the "Plat of Survey" signed by Forest Supervisor Charles S. Richmond on 12/14/2011 and recorded in the Ouray County Clerk and Recorder's office on May 7, 2012 at Reception No. 207391 and is located immediately north of and shares a boundary with the Rosevelt Placer.
- F. Jacobson holds a non-exclusive easement for access over City property as set forth in the Grant of Easement, recorded in the official records of Ouray County, Colorado on May 11, 2012, at Reception No. 207435.
- G. In 2018 the Friends of Ouray Via Ferrata, LLC ("Via Ferrata") constructed a via ferrata across certain City property, with a second via ferrata route located partially on the Rosevelt Placer

in 2021.

- H. Jacobson now desires to sell a portion of the Roosevelt Placer to the City, reserving certain easements and subject to certain restrictive covenants and conditions subsequent, as described below.

NOW THEREFORE, in consideration of the material Recitals above, the mutual covenants and conditions contained in this Agreement, and for other good and valuable consideration, the sufficiency of which are acknowledged, the parties agree as follows:

1. **Revocation of Prior License.** This instrument fully revokes the License Agreement dated December 7, 2015, recorded in the Ouray County Clerk & Recorder's office on December 14, 2015, at reception number 231634, and the extension granted on May 21, 2018.
2. **Sale of Parcel.** The City shall purchase the portion of the Roosevelt Placer (M.S. 16036) labeled as Tract A in the deed attached **Exhibit 1** ("Deed"), subject to the reservations, deed restrictions, and conditions subsequent set out in the Deed .
3. **County Approval of Property Boundaries.** The City shall, at its expense, take all necessary steps to obtain approval from Ouray County authorizing the revised property boundaries after the conveyance of Tract A. The City shall use its best efforts to accomplish this through a lot line adjustment process. If that is not possible due to conditions outside the City's control, it shall obtain County approval through an exemption process which does not require the formal subdivision of the Roosevelt Placer and which does not compromise the eligibility for an exempt groundwater well permit for the property Jacobson retains (Tract B on **Exhibit 1**).
4. **County Easement Across Rio Lode Claim.** Grantee agrees to use its best efforts to assist Grantor in obtaining acknowledgement by Ouray County of an easement across Parcel 4569-2010-0008 (commonly known as the Rio Lode Claim), presumed to be 100 feet wide, lying 50 feet on either side of Grantor's pipeline, but in any event comprising all lands with FERC jurisdiction. If Grantee takes ownership of the Rio Lode Claim in the future, it agrees to acknowledge the existence of the above-described easement in writing within a reasonable time.
5. **Revocation of Prior Easement.** Grantor shall cause the Recreational Operations and Access Easement, dated May 27, 2023, and recorded with the Ouray County Clerk and Recorder's office at Reception No. 234945, to be fully revoked prior to signing this Agreement.
6. **Conditions Subsequent.** The Parties agree that all of the conditions subsequent set out in the Deed must be met within the time stated for each condition in that exhibit. Once all conditions are met, Jacobson agrees to sign an acknowledgment of that fact which may be recorded with the Ouray County Clerk and Recorder. Only upon the recording of that acknowledgment will the conditions be deemed satisfied under the Deed and this

Agreement.

7. **Prorated Taxes and Insurance.** No money for the proration of any taxes or insurance shall be required. The City is responsible for any real property taxes due and owing.
8. **Naming Rights.** Jacobson's successors, assigns, and heirs, shall, for a period of five years after the death of Eric R. Jacobson, have the right to name Tract A, which name shall be used by the City in connection with any recreation uses upon approval of the City, which approval shall not be unreasonably withheld.
9. **Grant of Temporary Easements.**
 - a. **City to Jacobson.** Until the easements described in Conditions Subsequent 3.a.- 3.i. of the Deed are granted permanently, the City hereby grants to Jacobson temporary easements as described in those Conditions 3.a.-3.i. Jacobson hereby agrees that it shall indemnify, defend, and hold harmless the City, its officers, employees, insurers, and self-insurance pool for any violations incurred under any laws or regulations, or for judgments, claims, or demands assessed against the City in connection with the Jacobson's use or occupancy of the easements granted in this **paragraph 8.a**, and the conditions contained herein. Jacobson's indemnification of the City shall include any loss by personal injury, loss of life, or damage to property in connection with the occupancy or use of these easements. Indemnification shall include, but is not limited to, the value of resources damaged or destroyed, the costs of restoration, cleanup, or other mitigation, fire suppression or other types of abatement costs, third party claims and judgments, and all administrative, interest, and other legal costs including attorney fees.
 - b. **Jacobson to City.** Until the easements described in Conditions Subsequent number 6 of the Deed are granted permanently, Jacobson hereby grants to the City temporary nonexclusive easements as described in that Condition 6. The easements granted pursuant to this paragraph shall be limited to the extent necessary to avoid violation of requirements of the Federal Energy Regulatory Commission. To the fullest extent permitted by law, the City hereby agrees that it shall indemnify, defend, and hold harmless Jacobson, his heirs, successors, and assigns for any violations incurred under any laws or regulations, or for judgments, claims, or demands assessed against Jacobson in connection with the City's or the public's use or occupancy of the easements granted in this **paragraph 8.b**. The City's indemnification of Jacobson shall include any loss by personal injury, loss of life, or damage to property in connection with the occupancy or use of this easement. Indemnification shall include, but is not limited to, the value of resources damaged or destroyed, the costs of restoration, cleanup, or other mitigation, fire suppression or other types of abatement costs, third party claims and judgments, and all administrative, interest, and other legal costs including attorney fees.

10. **City's Indemnification and Duty to Defend.** With regard to public use or access to City property on which Jacobson has infrastructure or holds an easement, the City hereby agrees that it shall indemnify, defend, and hold harmless Jacobson, his heirs, successors, and assigns for any violations incurred under any laws or regulations, or for judgments, claims, or demands assessed against Jacobson in connection with the City's or the public's use or occupancy of such easements or infrastructure. The City's indemnification of Jacobson shall include any loss by personal injury, loss of life, or damage to property in connection with the occupancy or use of this easement. Indemnification shall include, but is not limited to, the value of resources damaged or destroyed, the costs of restoration, cleanup, or other mitigation, fire suppression or other types of abatement costs, third party claims and judgments, and all administrative, interest, and other legal costs including attorney fees.
11. **Jacobson's Indemnification and Duty to Defend.** With regard to use or access to City property on which Jacobson has infrastructure or holds an easement, the Jacobson hereby agrees that it shall indemnify, defend, and hold harmless the City, its officers, employees, insurers, and self-insurance for any violations incurred under any laws or regulations, or for judgments, claims, or demands assessed against the City in connection with Jacobson's use or occupancy of such easements or infrastructure. Jacobson's indemnification of the City shall include any loss by personal injury, loss of life, or damage to property in connection with the occupancy or use of this easement. Indemnification shall include, but is not limited to, the value of resources damaged or destroyed, the costs of restoration, cleanup, or other mitigation, fire suppression or other types of abatement costs, third party claims and judgments, and all administrative, interest, and other legal costs including attorney fees.
12. **Cooperation with Regard to FERC.** The City agrees to cooperate in good faith with Jacobson to assist in his efforts to comply with FERC and to obtain the release from FERC of its jurisdiction over the Hydroelectric Project.
13. **Notices.** All notices or other documents required or authorized to be sent by one party to the other shall be in writing and shall be deemed given to a party when personally delivered, or when deposited in the United States certified mail, sufficient postage prepaid, return receipt requested, addressed as follows:

If to Jacobson:

Eric C. Jacobson
P.O. Box 1385
Ouray, CO 81427

If to the City:

City of Ouray
P.O. Box 468
Ouray, CO 81427

14. **Third Party Beneficiaries.** There is no third-party beneficiary arising in connection with this agreement.
15. **Duty of Good Faith.** The Parties agree that they owe each other a duty of good faith as they abide by and fulfill their respective obligations and duties under this agreement and, in furtherance thereof, agree to work together for the common good of both Parties to effectuate, as fully as possible, their respective mutual interests and their stated intent as expressed in this Easement.
16. **Entire Agreement.** This agreement contains the entire understanding of the parties. There are no representations, warranties, covenants, or undertakings other than those expressly set forth herein. This agreement may not be modified or amended except in writing signed by all the parties hereto.
17. **Choice of Law, Jurisdiction and Venue.** The law of the State of Colorado shall govern the validity, performance, and enforcement of this agreement. Any disputes arising under this agreement shall be decided by a court of competent jurisdiction in Ouray County, Colorado.

IN WITNESS WHEREOF, the parties have executed this agreement effective the day and year first above written.

Seller and Grantor:

Eric R. Jacobson, individually

Buyer and Grantee:

Ethan Funk, Mayor

Attest:

Melissa M. Drake, Clerk

QUITCLAIM DEED

THIS DEED, made this _____ day of December, 2023, between **Eric R. Jacobson**, Grantor, and the **City of Ouray**, Colorado, a Colorado home rule municipality, Grantee;

Grantor, subject to and in consideration of the covenants and conditions set out below, and other good and valuable consideration, the receipt and sufficiency of which are acknowledged, has remised, released, sold, and QUITCLAIMED, and by these presents does remise, release, sell, and QUITCLAIM to Grantee and Grantee's heirs, successors, and assigns, forever, all the right, title, interest, claim, and demand which Grantor has in and to the real property, together with improvements, if any, situate, lying, and being in the County of Ouray and State of Colorado, described as follows:

Tract A, as shown in the survey attached as Exhibit A and legally described in the attached Exhibit B. The Parties do not intend for this conveyance to include any land within the jurisdiction of the Federal Energy Regulatory Commission ("FERC"). If any land described in Exhibits A or B should later be found to lie within the boundary of FERC's jurisdiction, the Parties agree that such land will be excluded from this conveyance.

TO HAVE AND TO HOLD the same, together with all and singular the appurtenances and privileges appertaining, and all the estate, right, title, interest and claim whatsoever, of Grantor, either in law or equity, to the only proper use, and benefit of Grantee and Grantee's heirs, successors, and assigns forever.

DEED RESTRICTION: This conveyance is subject to the deed restriction that the use of Tract A shall be limited to public park purposes, including public outdoor recreation such as ice climbing and a via ferrata.

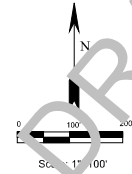
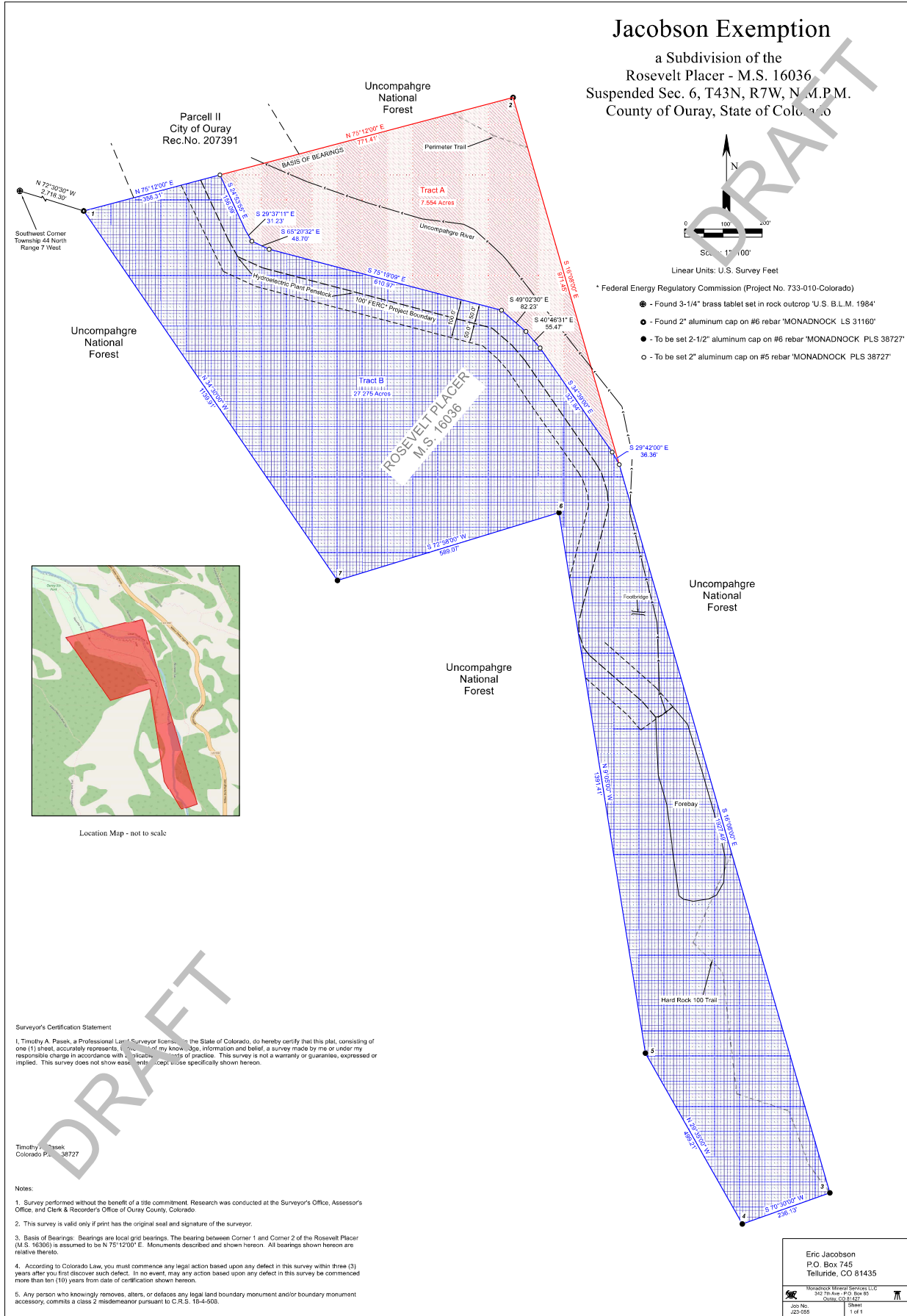
CONDITIONS SUBSEQUENT: This conveyance is also subject to the conditions subsequent set forth in the attached Exhibit C. If those conditions subsequent are not satisfied within the time set forth for each condition in Exhibit C, Tract A shall immediately and automatically revert to Grantor. For the purposes of this provision, the conditions set out in Exhibit C will not be deemed to have been satisfied until Grantor or his successor, heirs or assigns has signed a statement to that effect and such statement has been recorded with the Ouray County Clerk and Recorder, and such signed statement shall not be unreasonably withheld.

RESERVATION OF EASEMENT: Grantor reserves a permanent, nonexclusive easement for any lawful purpose which shall be 50 feet in width and centered along the road commonly referred to as the Perimeter Trail as it crosses the northeast corner of Tract A. This easement shall run with the land and shall benefit Grantor's land identified in Exhibit B as Tract B.

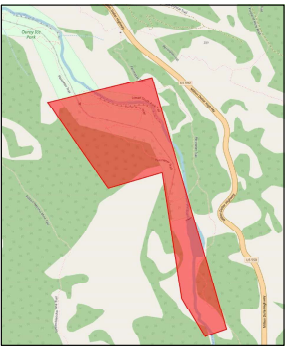
Deed - Jacobson to City of Ouray
(Page 1 of 2)

EXHIBIT A SURVEY

Jacobson Exemption a Subdivision of the Rosevelt Placer - M.S. 16036 Suspended Sec. 6, T43N, R7W, N.M.P.M. County of Ouray, State of Colorado



- * Federal Energy Regulatory Commission (Project No. 733-010-Colorado)
- Found 3-1/4" brass tablet set in rock outcrop U.S. B.L.M. 1984'
 - Found 2" aluminum cap on #6 rebar 'MONADNOCK LS 31160'
 - To be set 2-1/2" aluminum cap on #6 rebar 'MONADNOCK PLS 38727'
 - To be set 2" aluminum cap on #5 rebar 'MONADNOCK PLS 38727'



Surveyor's Certification Statement
I, Timothy A. Pasek, a Professional Land Surveyor licensed in the State of Colorado, do hereby certify that this plat, consisting of one (1) sheet, accurately represents the results of my knowledge, information and belief, a survey made by me or under my responsible charge in accordance with applicable laws of practice. This survey is not a warranty or guarantee, expressed or implied. This survey does not show easements, except those specifically shown hereon.

Timothy A. Pasek
Colorado P.L.S. No. 38727

- Notes:
1. Survey performed without the benefit of a title commitment. Research was conducted at the Surveyor's Office, Assessor's Office, and Clerk & Recorder's Office of Ouray County, Colorado.
 2. This survey is valid only if print has the original seal and signature of the surveyor.
 3. Basis of Bearings: Bearings are local grid bearings. The bearing between Corner 1 and Corner 2 of the Rosevelt Placer (M.S. 16036) is assumed to be N 75° 12'00" E. Monuments described and shown hereon. All bearings shown hereon are relative thereto.
 4. According to Colorado Law, you must commence any legal action based upon any defect in this survey within three (3) years after you first discover such defect. In no event, may any action based upon any defect in this survey be commenced more than ten (10) years from date of certification shown hereon.
 5. Any person who knowingly removes, alters, or defaces any legal land boundary monument and/or boundary monument accessory, commits a class 2 misdemeanor pursuant to C.R.S. 18-4-506.

Eric Jacobson P.O. Box 745 Telluride, CO 81435	
	Monadnock Mineral Services LLC 240 7th Ave. #10 Box 89 Ouray, CO 81427
Doc No. J25-355	Sheet 1 of 1

EXHIBIT B
LEGAL DESCRIPTIONS

TRACT A

A PARCEL OF LAND WITHIN THE ROSEVELT PLACER, M.S. 16036, IN SUSPENDED SECTION 6, TOWNSHIP 43 NORTH, RANGE 7 WEST, NEW MEXICO PRINCIPAL MERIDIAN, COUNTY OF OURAY, STATE OF COLORADO, BEING MORE PARTICULARLY DESCRIBED AS FOLLOWS:

BEGINNING AT CORNER NO. 2 OF THE ROSEVELT PLACER, M.S. 16036, IN SUSPENDED SECTION 6, TOWNSHIP 43 NORTH, RANGE 7 WEST, NEW MEXICO PRINCIPAL MERIDIAN, COUNTY OF OURAY, STATE OF COLORADO, DEFINED BY A 3/4" REBAR AND 2" ALUMINUM SURVEY CAP, LS 31160, SET IN A ROCK OUTCROP AND MOUND OF STONES, WHENCE CORNER NO. 1 OF SAID ROSEVELT PLACER, DEFINED BY A 3/4" REBAR AND 2" ALUMINUM SURVEY CAP, LS 31160, SET IN THE GROUND WITH A MOUND OF STONES, BEARS SOUTH 75°12'00" WEST, A DISTANCE OF 1129.72 FEET, ALL BEARINGS HERE WITHIN DESCRIBED BEING RELATIVE THERETO;

THENCE SOUTH 16° 08' 00" EAST ALONG LINE 2 – 3 OF THE ROSEVELT PLACER, A DISTANCE OF 971.45 FEET;

THENCE NORTH 29° 42' 00" WEST, FOR A DISTANCE OF 36.36 FEET;

THENCE NORTH 34° 39' 00" WEST, FOR A DISTANCE OF 321.84 FEET;

THENCE NORTH 40° 46' 31" WEST, FOR A DISTANCE OF 55.47 FEET;

THENCE NORTH 49° 02' 30" WEST, FOR A DISTANCE OF 82.23 FEET;

THENCE NORTH 75° 19' 09" WEST, FOR A DISTANCE OF 610.97 FEET;

THENCE NORTH 65° 20' 32" WEST, FOR A DISTANCE OF 48.70 FEET;

THENCE NORTH 29° 37' 11" WEST, FOR A DISTANCE OF 31.23 FEET;

THENCE NORTH 24° 53' 55" WEST, FOR A DISTANCE OF 156.09 FEET TO LINE 1 – 2 OF SAID ROSEVELT PLACER;

THENCE NORTH 75° 12' 00" EAST, FOR A DISTANCE OF 771.41 FEET TO CORNER 2 OF THE ROSEVELT PLACER, THE POINT OF BEGINNING, SAID PARCEL CONTAINING 7.554 ACRES MORE OR LESS, ALL IN THE COUNTY OF OURAY, STATE OF COLORADO.

TRACT B

A PARCEL OF LAND WITHIN THE ROSEVELT PLACER, M.S. 16036, IN SUSPENDED SECTION 6, TOWNSHIP 43 NORTH, RANGE 7 WEST, NEW MEXICO PRINCIPAL MERIDIAN, COUNTY OF OURAY, STATE OF COLORADO, BEING MORE PARTICULARLY DESCRIBED AS FOLLOWS:

BEGINNING AT CORNER NO. 1 OF THE ROSEVELT PLACER, M.S. 16036, IN SUSPENDED SECTION 6, TOWNSHIP 43 NORTH, RANGE 7 WEST, NEW MEXICO PRINCIPAL MERIDIAN, COUNTY OF OURAY, STATE OF COLORADO, DEFINED BY A 3/4" REBAR AND 2" ALUMINUM SURVEY CAP, LS 31160, SET IN A ROCK OUTCROP AND MOUND OF STONES, WHENCE CORNER NO. 2 OF SAID ROSEVELT PLACER, DEFINED BY A 3/4" REBAR AND 2" ALUMINUM SURVEY CAP, LS 31160, SET IN THE GROUND WITH A MOUND OF STONES, BEARS NORTH 75°12'00" EAST, A DISTANCE OF 1129.72 FEET, ALL BEARINGS HERE WITHIN DESCRIBED BEING RELATIVE THERETO;

THENCE NORTH 75° 12' 00" EAST, ALONG LINE 1 – 2 OF THE ROSEVELT PLACER, A DISTANCE OF 358.31 FEET;

THENCE SOUTH 24° 53' 55" EAST, FOR A DISTANCE OF 156.09 FEET;

THENCE SOUTH 29° 37' 11" EAST, FOR A DISTANCE OF 31.23 FEET;

THENCE SOUTH 65° 20' 32" EAST, FOR A DISTANCE OF 48.70 FEET;

THENCE SOUTH 75° 19' 09" EAST, FOR A DISTANCE OF 610.97 FEET;

THENCE SOUTH 49° 02' 30" EAST, FOR A DISTANCE OF 82.23 FEET;

THENCE SOUTH 40° 46' 31" EAST, FOR A DISTANCE OF 55.47 FEET;

THENCE SOUTH 34° 39' 00" EAST, FOR A DISTANCE OF 321.84 FEET;

THENCE SOUTH 29° 42' 00" EAST, FOR A DISTANCE OF 36.36 FEET TO LINE 2 – 3 OF SAID ROSEVELT PLACER;

THENCE SOUTH 16° 08' 00" EAST, ALONG LINE 2 – 3 OF SAID ROSEVELT PLACER, FOR A DISTANCE OF 1927.49 FEET TO CORNER 3 OF SAID ROSEVELT PLACER;

THENCE SOUTH 70° 30' 00" WEST, FOR A DISTANCE OF 236.13 FEET TO CORNER 4 OF SAID ROSEVELT PLACER;

THENCE NORTH 29° 35' 00" WEST, FOR A DISTANCE OF 499.21 FEET TO CORNER 5 OF SAID ROSEVELT PLACER;

THENCE NORTH 9° 05' 00" WEST, FOR A DISTANCE OF 1391.41 FEET TO CORNER 6 OF SAID ROSEVELT PLACER;

THENCE SOUTH 72° 58' 00" WEST, FOR A DISTANCE OF 589.07 FEET TO CORNER 7 OF SAID ROSEVELT PLACER;

THENCE NORTH 34° 30' 00" WEST, FOR A DISTANCE OF 1139.91 FEET TO CORNER 1 OF SAID ROSEVELT PLACER, THE POINT OF BEGINNING, SAID PARCEL CONTAINING 27.275 ACRES MORE OR LESS, ALL THE COUNTY OF OURAY, STATE OF COLORADO.

EXHIBIT C

CONDITIONS SUBSEQUENT TO QUITCLAIM DEED FROM ERIC JACOBSON TO CITY OF OURAY

CONDITION	DEADLINE
1. Grantee shall take all necessary measures to obtain approval from Ouray County of the new property boundaries after the conveyance of Tract A. Grantee shall use its best efforts to accomplish this through a lot line adjustment process. If that is not possible due to conditions outside Grantee’s control, Grantee shall obtain County approval through an exemption process which does not require the formal subdivision of the Roosevelt Placer and which does not compromise Grantor’s retained Tract B’s eligibility for an exempt groundwater well permit. Grantor agrees to use its best efforts to assist the City to accomplish this County approval.	2 years from execution of the Deed
2. The easement for the Perimeter Trail reserved in the deed shall be clarified by preparation of a legal description and survey at Grantee’s expense, which shall be signed by Grantor and Grantee and recorded with the Ouray County Clerk and Recorder	2 years from execution of the Deed
3. The Grantor and Grantee shall execute an easement agreement in which Grantee acknowledges the existence of the following perpetual easements across City Parcel for ingress, egress, and access for any lawful purpose, which easements will be identified with a legal description or a survey, and which will be recorded with the Ouray County Clerk and Recorder:	
a. A pipeline easement along the Grantor’s water pipeline, 50 feet on either side.	2 years from execution of the Deed
b. An access easement 30 feet in width along the Ice Park Road for ingress and egress to Lot B on Exhibit B.	2 years from execution of the Deed
c. An access easement 20 feet in width along the path running due south from the Via Ferrata check in structure to the Ice Park Road.	2 years from execution of the Deed
d. An access easement 20 feet in width along a path running southwest from the Via Ferrata check in structure to the Ice Park Road.	2 years from execution of the Deed
e. An access easement 20 feet in width located approximately 150 feet northwest of the last easement described and running northerly from the Ice Park Road to Grantor’s pipeline.	2 years from execution of the Deed
f. An access easement 20 feet in width located northwest of the City’s water tank and south of Dick’s Chalet running northeasterly from the Ice Park Road to Grantor’s pipeline.	2 years from execution of the Deed
g. Easement for access to Dicks Chalet, including right to access for purpose of operating, inspecting, maintaining, improving, or modifying Grantor’s pipeline and valve, which is located in the Chalet. This easement includes the right to modify or repair the Chalet itself if necessary and convenient for the above-described access if the Chalet should fail to be maintained by other parties.	2 years from execution of the Deed

<p>h. An access easement 20 feet in width across Grantee's parcel number 4515-3130-0005 from Box Canyon Drive approximately 150 feet west of the intersection with 3rd Avenue and running southeasterly to Grantor's parcel (not currently designated with a parcel number by County Assessor).</p>	<p>2 years from execution of the Deed</p>
<p>i. An access easement along Box Canyon Drive where Grantor's pipeline is located under Box Canyon Drive, including agreement by Grantee that it will make reasonable efforts to temporarily reroute traffic and allow Grantor two-way access along the road.</p>	<p>2 years from execution of the Deed</p>
<p>4. Grantee will take reasonable measures to legally establish and permanently preserve public access across the Perimeter Trail where it crosses the corner of Tract A to allow the public to connect the Perimeter Trail on United States Forest Service land on either side of Tract A.</p>	<p>2 years from execution of the Deed</p>
<p>5. Grantor will grant to Grantee easements 20 feet wide across Grantor's Tract B along (1) the Perimeter Trail, (2) the Hard Rock 100 Trail, and (3) the trail with the bridge across the canyon, each for public use. The City will accept liability for such public use of those easements and will execute a written agreement indemnifying Grantor and creating a duty to defend.</p>	<p>2 years from execution of the Deed</p>
<p>6. Grantee will convey to Grantor the property commonly known as the Wilson Tract, located east of Oak Street and north of 3rd Avenue (not currently designated with a parcel number by Ouray County).</p>	<p>2 years from execution of the Deed</p>
<p>7. Grantee and Grantor will either execute an easement agreement in favor of Grantee establishing the location and scope of use of an easement for the geothermal water pipeline Grantee installed through Grantor's power plant property, or in the alternative, Grantee will relocate that pipeline according to terms acceptable to Grantor and Grantor and Grantee will execute a mutually agreeable easement agreement for the pipeline in that new location. That easement agreement will also include a grant of a perpetual easement by Grantee in favor of Grantor for the installation of pipelines across Grantee's property as reasonably necessary and convenient for the delivery of water to Grantor's Power Plant Property.</p>	<p>5 years from execution of the Deed</p>
<p>8. Grantee will take appropriate measures to provide legal guarantee that Grantor's power plant property can remain on septic, as promised when Grantee relocated the sewer line that historically served that property.</p>	<p>2 years from execution of the Deed</p>

**INTERGOVERNMENTAL AGREEMENT FOR
TOWN OF RIDGWAY, CITY OF OURAY, and OURAY COUNTY
SHARED VICTIM ADVOCATE(S) SERVICES**

THIS AGREEMENT is entered into effective this 1st day of January 2024, by and between: the Town of Ridgway, Colorado (Ridgway); and the City of Ouray, Colorado (Ouray), both of which are home rule municipalities within Ouray County, Colorado; and Ouray County, Colorado (County), a statutory county in the State of Colorado, (collectively the Parties or individually the Party).

Purpose of Agreement

- A. Section 29-20-101 C.R.S., et seq. enables the Parties to enter into Intergovernmental Agreements (IGA) and authorizes each of the Parties to perform the functions described herein, as provided in Section 29-20-105 C.R.S.; and
- B. Intergovernmental agreements to provide functions or services, including the sharing of costs of such services or functions, by political subdivisions of the State of Colorado, are specifically authorized by C.R.S. 29-1-203 and encouraged in order that the inhabitants of such political subdivisions may thereby secure high quality governmental services; and
- C. Ridgway, Ouray and Ouray County each recognize the need to employ an individual to act as Victim Advocate(s), to perform victim advocacy services for all of Ouray County; and
- D. The Parties recognize the fiscal and administrative benefits of utilizing one person to conduct victim advocacy services; and
- E. The Parties wish to memorialize their understandings regarding their agreement to share the financial and administrative responsibilities and services through employing the Victim Advocate(s); and
- F. The Parties entered into similar Intergovernmental Agreements in 2018, 2019, 2020, 2021, 2022, and 2023 for the same purpose.

In consideration of the covenants and conditions contained herein, the Parties agree as follows.

1. **Designation of the Victim Advocate(s).** The Parties must agree to the designation of any particular person to be employed as the shared the Victim Advocate(s).
2. **Financial Responsibilities.** The financial responsibilities for the employment of the shared Victim Advocate(s) shall be as follows:
 - a. The shared Victim Advocate(s) shall be an employee of Ouray County ("County") and not the City of Ouray or the Town of Ridgway, and shall be compensated by the County partially through a grant provided by the Victim Assistance Law Enforcement (VALE) Board and a grant provided by the Victims of Crime Act (VOCA) for such services. The Parties recognize and understand that for Fiscal Year 2024 the combined VALE and VOCA grant funded amount is \$38,166.97, and that the funding needed is \$50,109.95, creating a funding gap of \$11,942.97.
 - b. The County shall be responsible for all employment related expenses mandated by state and federal law, including any required worker's compensation and unemployment insurance, any federal or state taxes or required withholdings, and any other employer expenses related to the Victim Advocates employment with the County.

- c. The Parties agree to work together to budget the gap funding at \$3,980.99 from each Party and/or identify supplemental sources in order to fund the \$3,980.99 gap for Victim Advocate services in 2024, pursuant to subsection e below.
 - d. The shared Victim Advocate(s), as a part-time temporary employee of the County, shall be compensated for any time in excess of forty (40) hours per week as provided in the County's Personnel Regulations. Notwithstanding the foregoing, the parties agree to generally limit the hours worked to 20 hours per week.
 - e. The shared Victim Advocate(s) shall be subject to the County's Personnel Policy Manual, as may be amended, except the Victim Advocate(s) shall have no benefits with the Town of Ridgway, City of Ouray, or Ouray County, unless as provided by Ouray County at its own expense.
 - f. Ouray County has been awarded grant funding for 76.17% of the cost of the Victim Advocate(s) in 2024. In the event the County anticipates expenses may exceed the grant award, the County shall consult with the City and/or Town to consider any additional expenditures. The City and/ or Town shall only be responsible for an equal share after the County has consulted with the City and/or Town, and the financially impacted Party or Parties have agreed on the expenses to be reimbursed to the County.
 - g. In the event of a worker's compensation claim related to work performed within the City or the Town, the County's insurance shall be responsible for the claim and the City or Town shall cover the County's reasonable expenses for that claim in the respective jurisdiction, upon notice and approval of the same.
3. **Accountability.** The accountability requirements of the shared Victim Advocate(s) to the Parties shall be as follows:
- a. The Victim Advocate(s) shall provide a monthly written report to all Parties.
 - b. The Victim Advocate(s) shall meet with the Ridgway Town Marshal, Ouray Police Chief, or Ouray County Sheriff upon request by any of the Parties.
 - c. The Victim Advocate(s) shall submit comprehensive daily time sheets to the County by the 25th of each month or whatever the policy of the County may be, if amended.
 - d. To protect the Parties from false claims, the Victim Advocate(s) shall keep a daily log of services conducted, on a form approved by the Parties.
 - e. Notwithstanding the fact that the Victim Advocate(s) is an employee of the County, the County shall not be responsible for supervision and oversight of the Victim Advocate(s) in performing his or her responsibilities for the City of Ouray or the Town of Ridgway as further defined in ¶ 6 herein, and within the Victim Advocate(s) Contract of Employment. Such supervision and oversight shall be the responsibility of the Ridgway Marshal, Ouray City Police Chief or Ouray County Sheriff, for services rendered within the respective jurisdiction.
4. **Performance Issues.** Any performance issues shall be handled as follows:
- a. For purposes of this Agreement, Supervising Parties are assigned as follows:

Jurisdiction:
Town of Ridgway
City of Ouray
Ouray County

Supervising Party:
Town Marshal
Police Chief
Sheriff

- b. Minor issues, meaning those issues warranting nothing more than verbal counseling, should be brought to the attention of the Victim Advocate(s) first, by the Supervising Party (Ridgway Marshal, Ouray Police Chief, Ouray County Sheriff) in the jurisdiction where the minor issue occurred, subject to notification and approval of verbal counseling by the Ouray County Sheriff's Office. Issues deemed to be minor issues according to either of the Parties shall be addressed as soon as is practical, by the designated supervisor for the Victim Advocate(s) within each municipality or County.
 - c. Issues deemed to be major issues, those issues warranting more than verbal counseling by either municipality or county, and possibly requiring disciplinary action shall be subject to Ouray County's Personnel Policy Manual. The Supervising Party (Ridgway Town Marshal, Ouray Police Chief, Ouray County Sheriff) shall submit any information on such issues, in writing, to the Ouray County Sheriff (if outside of the County's jurisdiction), and the Ouray County Sheriff shall contact the Primary Administrator (Ridgway Town Manager, Ouray City Administrator, or Ouray County Manager) of the participating jurisdiction for review.
5. **Fiscal Reporting.** Fiscal reporting responsibilities of the shared Victim Advocate(s) shall be as follows:
 - a. Fiscal reporting shall be the responsibility of the Ouray County Sheriff's Office, subject to approval and processing by the Ouray County Manager or designee for all revenues, payments, and expenditures.
6. **Job Responsibilities and Oversight.** Job responsibilities and oversight for the shared Victim Advocate(s) shall be as follows:
 - a. Pursuant to grants awarded to Ouray County by the Victim Assistance Law Enforcement Board and the Colorado Department of Public Safety, Division of Criminal Justice, Victim Advocate(s) shall provide victim advocate services for the months of January through December 2024 for all Parties. Victim Advocate(s) shall provide 24/7 on-call coverage during the 2024 calendar year. The duties shall be rendered in Ouray County, Colorado, or at such other place or places and at such times as the needs of the Parties may from time-to-time dictate.
 - b. On behalf of all Parties, all applicable duties as assigned by the Supervising Party shall be timely performed.
 - c. The Supervising Parties shall be responsible for victim advocacy solely within their own boundaries and jurisdiction. Nothing contained in this Agreement shall place a burden or responsibility on any Party to provide services within the jurisdiction or boundaries of any other Party.
7. **Governmental Immunity and Insurance.** The Parties retain governmental immunity to the maximum extent permissible under the Colorado Governmental Immunity Act, 24-10-101, et seq., C.R.S., and other applicable law. No term or condition of this Agreement shall be construed or interpreted as a waiver, express or implied, of any of the immunities, rights, benefits, protections, or other provisions, contained in these statutes and other applicable law. The Parties shall, without waiving any governmental immunity protections to which they and their officials or employees are entitled under C.R.S. 24-10-101, et seq., to obtain adequate insurance to cover the liability and other risks to which they may be exposed as a result of the services to be

provided pursuant to this agreement, if either of the Parties does not already have such insurance, and to maintain such insurance throughout the term of this agreement.

8. **Term-Withdrawal.** The term and withdrawal provisions applicable to this Agreement are as follows:
 - a. This Agreement shall be for a period of one (1) year commencing January 1, 2024 and ending December 31, 2024.
 - b. This Agreement may administratively renew for additional subsequent annual terms, subject to the appropriation and availability of funding, and subject to the agreement of the Parties to additional annual renewal(s). The County Manager shall provide notice of requested annual renewal(s) to the City Administrator and Town Manager and on or before December 15 of each calendar year beginning in calendar year 2024. The approval, including any terms and conditions of any such renewal(s) by both all Parties, shall be secured in writing, and authorized on behalf of the Parties by the County Manager, City Administrator, and Town Manager. As part of any annual renewal, the Parties shall specify any mutually-agreed upon modifications to this Agreement necessary to accomplish the Services identified herein, including any updated financial requirements. At their discretion, the County Manager, City Administrator, and Town Manager may also submit an annual renewal to that Parties' governing body for approval.
 - c. Any Party may withdraw from participation in this agreement at any time by providing written notice to the other Parties, at least thirty (30) days prior to the desired date of withdrawal.
9. **Amendments.** This agreement shall not be modified or amended in any manner except by written instrument executed by the Parties.
10. **Waiver.** The waiver of any breach of any of the provisions of this agreement, by either Party, shall not constitute a continuing waiver of any subsequent breach by that Party, either of the same, or of another provision of this agreement.
11. **Severability.** Invalidation of any of the provisions of this agreement, or of any paragraph, sentence, clause, phrase, or word herein, or the application thereof, in any given circumstance, shall not affect the validity of the remainder of this Agreement.
12. **No Third-Party Beneficiaries.** Nothing expressed or implied in this agreement is intended or shall be construed to confer upon, or to give any person other than the Parties hereto, any right, remedy or claim, under or by reason of this agreement.
13. **Entire Agreement.** This agreement contains the entire and only agreement between the Parties, regarding the employment of the shared Victim Advocate(s) and no oral statements or representations regarding this matter that are not contained in this agreement shall be of any force or effect between the Parties.
14. **Governing Law.** This agreement shall be governed by the laws of the State of Colorado, both as to interpretation and performance. The courts of the State of Colorado shall have exclusive jurisdiction to resolve any disputes arising out of this agreement and venue shall be in Ouray County, Colorado.
15. **Dispute Resolution.** In the event a disagreement or dispute arises between the Parties, the matter shall be submitted to mediation. The mediation shall be conducted by one mediator selected by the Parties who will share the costs equally.

16. **Assignment.** No Party shall assign any responsibilities nor delegate any duties arising under this agreement without the prior written consent of all the Parties.
17. **Approval and Ratification.** This Agreement may be initially executed by the Ouray County Sheriff, Ouray Police Chief, and Ridgway Town Marshal, but is subject to approval and ratification by the Parties' governing bodies pursuant to C.R.S. § 29-20-105. This Agreement may be executed in counterparts, electronically or otherwise, which shall be fully binding upon the Parties.

REMAINDER OF THIS PAGE LEFT INTENTIONALLY BLANK

IN WITNESS WHEREOF, the Parties have executed this agreement effective the date first above written.

TOWN OF RIDGWAY:

Shane Schmalz, Town Marshal
Date Signed: _____

John Clark, Mayor
Date Signed: _____

Attest:

Pam Kraft, Town Clerk

CITY OF OURAY:

Jeff Wood, Police Chief
Date Signed: _____

Ethan Funk, Mayor
Date Signed: _____

Attest:

Melissa Drake, City Clerk

OURAY COUNTY:

J R Niece

Jake Niece, Chair
Board of County Commissioners
Date Signed: 11/14/2023

Justin Perry

Justin Perry, Sheriff
Date Signed: 11/27/2023

Attest:

Marian Thompson

Marian Thompson, Deputy Clerk

The seal of Ouray County, Colorado, is circular with a double border. The outer border contains the text "OURAY COUNTY" at the top and "COLORADO" at the bottom. The inner border contains the text "OURAY COUNTY" at the top and "COLORADO" at the bottom. In the center of the seal is a stylized figure of a person on horseback, possibly a miner or a cowboy, holding a rifle. The seal is stamped in black ink.



**APPLICATION FOR PARTICIPATION
ON A CITY COMMITTEE**

City of Ouray
320 6th Avenue
PO Box 468
Ouray, Colorado 81427
Telephone: (970) 325 7211 FAX: (970) 325 7212
An Equal Employment Opportunity Employer

Thank you for your interest in applying to serve on a City Committee. Please complete the following on your background. This information will allow us to select and appoint a balanced membership for each of our committees.

PART 1: PERSONAL DATA

Full Name: _____
Physical Address: _____
Mailing Address: _____
E-Mail Address: _____
Home Telephone Number: _____
Business Telephone Number: _____
Present job title: _____
Present employment is (check one) Full-time Part-time
May we contact you at work for committee related issues? Yes No
Do you _____ rent or _____ own your home? If you own, do you have vacation rentals? _____

PART 2: BACKGROUND INFORMATION

Please check the name of the committee you are interested in:
 Planning Commission Ouray Economic Development Committee Beautification
 Park & Recreation (PARC) Tourism Advisory Committee (TAC) Other: _____
How long have you lived in the City of Ouray? _____
What do you think are the major issues affecting our City?

How do you envision your contribution to this committee?

If you own a business in Ouray, please list name (All businesses must be registered):

Signature

Date

Print Name

If you are interested in an opportunity to serve your community, please fill out the application and return to the above address.



2024 OURAY CITY COUNCIL REGULAR MEETING DATES

***** 1st and 3rd Mondays unless otherwise noted *****

Meetings will be held at Ouray Community Center – 320 6th Avenue and/or on Zoom

January 2nd - 6:00 p.m. (Tuesday)

January 16th - 6:00 p.m. (Tuesday)

February 5th - 6:00 p.m.

February 20th - 6:00 p.m. (Tuesday)

March 4th - 6:00 p.m.

March 18th - 6:00 p.m.

April 1st - 6:00 p.m.

April 15th - 6:00 p.m.

May 6th - 6:00 p.m.

May 20th - 6:00 p.m.

June 3rd - 6:00 p.m.

June 17th - 6:00 p.m.

July 1st - 6:00 p.m.

July 15th - 6:00 p.m.

August 5th - 6:00 p.m.

August 19th - 6:00 p.m.

September 3rd - 6:00 p.m. (Tuesday)

September 16th - 6:00 p.m.

October 7th - 6:00 p.m.

October 21st - 6:00 p.m.

November 4th - 6:00 p.m.

November 18th - 6:00 p.m.

December 2nd - 6:00 p.m.

December 16th - 6:00 p.m.

2023 LIST OF OURAY CITY COUNCIL COMMITTEE AND MEETING ASSIGNMENTS

Region 10	Mayor Funk
Gunnison Valley Transportation Regional Planning	Mayor Pro Tem Smith
Uncompahgre Water Users Assoc.	Administrator Clarke
CIRSA	All Council Members & City Administrator
CML – Colorado Municipal League	All Council Members & City Administrator
Colorado Mountain Housing Coalition	Mayor Funk
Ouray County Transit Advisory Committee	Mayor Pro Tem Smith
Montrose Area Transit Advisory Committee	Mayor Pro Tem Smith
CAST – Colorado Association of Ski Towns	All Council Members & City Administrator
Ouray Ice Park Inc.	Councilor Wood
IPAT – Ice Park Advisory Team	Councilor Gulde
Sneffels Energy Board	Mayor Funk
Communities that Care/Voyager	Councilor Wood
Multi Hazard Mitigation Plan	Mayor Funk
CEDC – Community Economic Develop Committee	Councilor Gulde
Multi-Agency Coordination Group	Mayor Funk
LEPC - Local Emergency Planning Committee	Mayor Funk
Employee Appreciation Committee	Councilor Wood
Parks and Recreation Committee	Mayor Pro Tem Smith
Ouray Beautification Committee	Councilor Lindsey
Ouray Regional Recreation & Conservation Alliance	Mayor Funk & Councilor Gulde
Tri-Agency Dinner	Councilor Gulde
Tourism Advisory Committee	Councilor Wood
High Alpine 9.5	Mayor Funk

Future Agenda Items/Work Sessions

- Housing Committee Formation for Rural Homes, LLC (Deed Restriction Exceptions) – On Agenda with Future Development Agreement
- Alcohol at the pool (Delayed Until Alternative Heat Source Report Decision)
- (Non-Land Use) Code Revisions
- Additional Fee & Fine Schedules
- Workforce & Attainable Housing
- Alcohol – Entertainment/Consumption District on Main Street (In discussions)
- Water Conservation Incentive
- Dark Sky Ordinance
- Huckstering Permit Re-examine Permit and Fees
- Short-Term Parking Signs Resolution (Staff Creating List)
- Schedule City Council retreat (Discuss at first meeting in December)
- Branding (Logo) Trademark Guidelines