



Agenda  
Regular School Board Meeting  
Wednesday, November 12,  
2025  
6:30 PM

1. Call to Order, Roll Call
2. Agenda Adjustments
3. Announcements, Comments, Recognitions
  - 3.a. Land Acknowledgment
4. Summary of Community Input Received for Action Items
5. Consent Agenda
  - 5.a. Minutes - Board Meeting of October 28, 2025
  - 5.b. Payment of Bills
  - 5.c. Personnel - Resignations, Appointments, Reductions
  - 5.d. Gifts
  - 5.e. Minnesota State High School League Foundation Applications
6. Reports and Non-Action Items
  - 6.a. Enrollment and Demographic Report  
**Speaker(s):** Lourdes Flores-Hanson, Delon Smith, Niceta Thomas, Jake Von De Linde and Maura Weyandt
7. Action Items
  - 7.a. Canvass of Election Results  
**Speaker(s):** Mechelle Tessem
8. Study Session Report
9. Board Reports  
**Speaker(s):** Board Members
10. Superintendent's Report  
**Speaker(s):** Superintendent Jenny Loeck
11. Adjournment

MINUTES OF THE REGULAR MEETING, SCHOOL BOARD, INDEPENDENT  
SCHOOL DISTRICT NO. 623, 1251 West County Road B2, Roseville, MN 55113

October 28, 2025

Chair Todd Anderson called the school board meeting to order at 6:30 p.m. in the Fairview Room at Anpétu Téça Education Center. Board members present: Todd Anderson, Mike Boguszewski, Rose Chu, Mannix Clark, Kitty Gogins, Frank Shaw. Board members absent: none. Also present: Dr. Jenny Loeck, superintendent of schools, and approximately twenty other visitors or staff who attended all or part of the meeting.

Announcements, Comments, Recognitions. National Merit finalists and commended scholars were recognized for their academic achievements. Becky Suttén, Central Park Elementary School principal, and Sara Laine, SPARK lab specialist, shared information about Central Park's SPARK lab, which provides opportunities for students to explore learning experiences in science, technology, engineering, art, and math.

Summary of Community Input Received for Action Items. The board did not receive any community input regarding the evening's action items.

- (20) Consent Agenda. Clark moved, Chu seconded acceptance of the consent agenda, including the minutes of the regular school board meeting on October 14, 2025; payment of bills; resignations, appointments, reductions, adjustments; gifts; and a contract with the Roseville Police Department to provide school resource officers at Roseville Area High School and Roseville Area Middle School for the 2025-2026 school year were approved. Ayes: Anderson, Boguszewski, Chu, Clark, Gogins, Shaw. Nays: none. Motion carried unanimously.

Roseville Area Schools School Board Handbook First Reading. Director Gogins reviewed the board's process to develop a draft school board handbook. She also laid out next steps for reviewing and approving a final version of the handbook.

- (21) Policy 584: Collection, Maintenance, Use and Release of Student Educational Data (reviewed) Second Reading. Gogins moved, Clark seconded approval of Policy 584: Collection, Maintenance, Use and Release of Student Educational Data. Ayes: Anderson, Boguszewski, Chu, Clark, Gogins, Shaw. Nays: none. Motion carried unanimously.
- (22) School Board Governance Policies (200 Series) Second Reading. Boguszewski moved, Gogins seconded approval of the school board governance policies, including an additional proposed edit to Policy 202: School Board Governing Style. Ayes: Anderson, Boguszewski, Chu, Clark, Gogins, Shaw. Nays: none. Motion carried unanimously.

Board Reports. Director Gogins attended Harambee Elementary School's Latine Heritage Month celebration. She also reminded the community that early voting has begun. Treasurer Clark attended Little Canada Elementary School's pumpkin carnival. Chair Anderson attended a District Curriculum Advisory Committee meeting. He also shared several reminders, including the district's capital projects levy request, the upcoming

Roseville Area Schools Foundation fundraiser, and the date of the next school board meeting.

Superintendent's Report. Superintendent Loeck encouraged community members to vote in the upcoming election.

- (23) Closed Session to Consider Labor Negotiations Strategy. Anderson moved, Clark seconded a motion to close the meeting to consider strategy for labor negotiations, including negotiation strategies or developments or discussion and review of labor negotiations proposals, pursuant to Minnesota Statutes sections 179A.01 to 179A.25. Ayes: Anderson, Boguszewski, Chu, Clark, Gogins, Shaw. Nays: none. Motion carried unanimously.

The meeting was closed at 7:38 p.m. Board members present: Todd Anderson, Mike Boguszewski, Rose Chu, Mannix Clark, Kitty Gogins, Frank Shaw. District staff present: Jenny Loeck, Kenyatta McCarty, Delon Smith, Shari Thompson, Maura Weyandt.

The meeting was re-opened at 7:58 p.m.

The Chair declared the meeting adjourned at 7:59 p.m.

Signed \_\_\_\_\_  
Clerk

Approved \_\_\_\_\_  
Chair

October 28, 2025

Meeting Date: November 12, 2025

**PAYMENT OF BILLS:**  
**-October 16 - October 31, 2025**

That bills in the amount of: **\$6,760,996.27** by the following funds be approved:

GENERAL	\$6,051,409.98
FOOD SERVICE	\$311,014.61
COMMUNITY SERVICE	\$277,682.46
BUILDING FUND	\$72,641.82
DEBT FUND	\$0.00
READING RECOVERY	\$0.00
AMSD	\$13,662.62
OPEB DEBT	\$0.00
DENTAL INS FUND	\$32,364.27
NO SUBURBAN COLLABORATIVE	\$0.00
EXTRA CURRICULAR-STU ACTIVITY	\$2,220.51

**RECOMMENDATION:**

That above payments are included in check numbers:

WIRE TRANSFERS	202500205	through	202500235
CHECKS	366601	through	366958
CAPITAL ONE AP CHECKS	9324	through	9352
ACH A/P	252610353	through	252610402

**PAYMENT DISTRIBUTION BY FUND:**

	GENERAL	FOOD SERVICE	COMMUNITY SERVICE	BUILDING CONSTRUCT	DEBT FUND	Delta Dental Self Insured	28-RR Fiscal Agent	29-AMSD Fiscal Agent	OPEB	N SUB COLL/ SCHLSHP	EXTRA CURR-STU ACTIVITY	TOTAL DISBURSEMENTS
WIRE TRANSFERS	\$1,800,156.73	\$38,221.61	\$93,976.56		\$0.00	\$32,364.27		\$3,734.10	\$0.00		\$879.96	\$1,969,333.23
CHECKS	\$2,113,374.30	\$180,885.77	\$27,707.15	\$72,641.82	\$0.00			\$726.88		\$0.00	\$1,200.23	\$2,396,536.15
CAPITAL ONE A/P	\$67,460.15	\$13,794.42	\$0.00									\$81,254.57
ACH A/P	\$7,144.73	\$832.66	\$433.14	\$0.00							\$140.32	\$8,550.85
TRANSFER TO PAYROLL	\$2,065,903.70	\$77,280.15	\$155,565.61					\$9,201.64				\$2,307,951.10
VOID CHECKS	(\$2,629.63)	\$0.00	\$0.00								\$0.00	(\$2,629.63)
<b>TOTAL</b>	<b>\$6,051,409.98</b>	<b>\$311,014.61</b>	<b>\$277,682.46</b>	<b>\$72,641.82</b>	<b>\$0.00</b>	<b>\$32,364.27</b>	<b>\$0.00</b>	<b>\$13,662.62</b>	<b>\$0.00</b>	<b>\$0.00</b>	<b>\$2,220.51</b>	<b>\$6,760,996.27</b>

	October 1, 2025			
	Cash & Investments	Revenue	Disbursements	Balance
<b>BOND CONSTRUCTION FUNDS</b>	Balance	10/1 to 10/31	10/1 to 10/31	Remaining as of 10/31/25
	\$8,389,259.49	\$0.00	\$12,000.00	\$8,377,259.49

**RECOMMENDATION:**

The above disbursements include check numbers:

CHECKS Oct 16 - Oct 31	through	\$0.00	*start with 102741
CHECK PAID OUT OF GENERAL ACCT	through	\$0.00	
VOID CHECKS		\$0.00	

# Human Resources Information

5-C

Meeting Date

11/12/2025

---

## Hired-New Licensed Long Term Substitute

**Evers. Rosemarv**

Effective Date 11/10/2025

Roseville Area High School

Business Teacher

Hired as a 1.0 FTE Long Term Substitute Teacher effective November 10, 2025 through June 10, 2026.

## Hired-Non-Licensed

**Callahan. Josiah**

Effective Date 11/10/2025

Edgerton Elementary School

Special Education Paraprofessional

Hired working 7 hours per day effective November 10, 2025.

**Heins-schiele. Ravna**

Effective Date 11/06/2025

Edgerton Elementary School

Special Education Paraprofessional

Hired working 7 hours per day for three days per week effective November 6, 2025.

## Resignation-Non-Licensed

**Britton. Daniel**

Effective Date 10/27/2025

Roseville Area High School

Custodial Services

Resigned effective October 27, 2025.

**Holeman. Haven**

Effective Date 11/07/2025

Edgerton Elementary School

Special Education Paraprofessional

Resigned effective November 7, 2025.

# Human Resources Information

5-C

Meeting Date

11/12/2025

---

## Termination

**Puckett, Jabari**

Effective Date 10/27/2025

Little Canada Elementary School

Custodial Services

Terminated effective October 27, 2025.

## Termination of Long Term Substitute

**Ueno Paz, Tracie**

Effective Date 10/31/2025

Harambee Elementary School

Elementary Teacher

Terminated effective October 31, 2025.

## Unpaid Leave

**Spreck, Lisa**

Effective Date 08/26/2025

Roseville Area Middle School

Special Education Paraprofessional

Requesting unpaid leave effective August 26, 2025, through June 9, 2026.

**GIFTS TO SCHOOLS  
2025/26**

<b>SCHOOL BUILDING</b>	<b>NAME/ADDRESS OF DONOR</b>	<b>GIFT</b>	<b>USE</b>
Brimhall Elementary School	Wendy Thompson 2938 Mildred Dr Roseville, MN 55113	\$2,000.00	Media Center
Little Canada Elementary School	Rebecca Neamy 545 Skillman Ave E Maplewood, MN 55117	\$34.00	School needs
Little Canada Elementary School	Do Good Roseville 1161 Laurie Rd W Roseville, MN 55113	\$1,883.16	School needs
Little Canada Elementary School	Wendy Thompson 2938 Mildred Dr Roseville, MN 55113	\$2,000.00	Media Center
Roseville Area High School	Scheels 8301 Flying Cloud Drive Eden Prairie, MN 55344	\$500.00	Athletic programming
Roseville Area High School	Brock and Maureen Lindstedt 3230 West Owasso Blvd Shoreview, MN 55126	\$330.00	Girls volleyball program
Roseville Area High School	Jonathan Beck 1877 Skillman Ave W Roseville, MN 55113	\$150.00	Volleyball program
Roseville Area High School	Debra Gruis 2350 Edgerton St N Little Canada, MN 55117	\$150.00	Volleyball program
Roseville Area High School	Frank N. Konstantinides 1911 Dellwood Ave Roseville, MN 55113	\$5,000.00	Football and boys lacrosse programs
Roseville Area Schools	Holly Anderson via Benevity Causes - American Online Giving Foundation 611 Meredith Road NE Calgary, AB T2E 2W5	\$80.00	District needs

Roseville Area Schools	Karen Doherty 1926 Malvern St N Lauderdale, MN 55113	\$12.00	District needs
---------------------------	--	---------	----------------

Agenda Topic: Minnesota State High School League Foundation Applications  
Meeting Date: November 12, 2025  
Contact Person: Adrian Turner

---

Background:

The Minnesota State High School League Foundation provides funding assistance for:

- Providing competitive equitable and uniform participation in athletics and fine arts
- Programs at schools, which address sportsmanship and chemical health
- Educational programs for coaches
- Registered Minnesota State High School League contest officials and judges
- State tournaments and programs
- Promoting ethical behavior, fairness and embracing diversity, which best serves students and school communities

Roseville Area High School is submitting a Form A and a Form B application for grant money through the MSHSL Foundation. Form A funds are used to encourage students who qualify for educational benefits to participate in athletic and fine arts programs in each school community. Form B funds are used to assist schools with costs of leadership initiatives, health and safety, and transportation that reduce barriers to participation.

---

Recommendation:

It is recommended that the board adopt the resolutions of the governing board supporting the Form A and Form B applications to the Minnesota State High School League Foundation.

  X   Action Required

       Informational – No Board Action Requested

# FORM A

## RESOLUTION OF GOVERNING BOARD SUPPORTING FORM A APPLICATION TO MINNESOTA STATE HIGH SCHOOL LEAGUE FOUNDATION

WHEREAS, the Minnesota State High School League Foundation was formed to provide support for Minnesota's high school youth to participate in athletics and fine arts;

WHEREAS, the Governing Board of [Name of School/District] [Click or tap here to enter text.](#) recognizes the value of student participation in extracurricular activities; and

WHEREAS, the MSHSL Foundation is offering grants and funding to assist schools in recognizing, promoting and funding extracurricular participation by high school students in athletic and fine arts programs.

THEREFORE, BE IT RESOLVED, that the Governing Board of [Name of School/District] [Click or tap here to enter text.](#) supports the school's application to the Minnesota State High School League Foundation for a **FORM A** grant to offset student activity fees.

[Click or tap here to enter text.](#)

Date

\_\_\_\_\_  
Board Chair/Head of School

[Click or tap here to enter text.](#)

Date

\_\_\_\_\_  
Board Clerk – Treasurer/ Finance Director

## FORM B

### RESOLUTION OF SCHOOL BOARD/GOVERNING BOARD SUPPORTING FORM B APPLICATION TO MINNESOTA STATE HIGH SCHOOL LEAGUE FOUNDATION

WHEREAS, the Minnesota State High School League Foundation was formed to provide support for Minnesota's high school youth to participate in athletics and fine arts;

WHEREAS, the Governing Board of [Name of School] [Click or tap here to enter text.](#) recognizes the value of student participation in extracurricular activities; and

WHEREAS, the MSHSL Foundation is offering grants and funding to assist schools to provide seminars/training opportunities or support for specific school functions for students/faculty members/officials and others who are involved in athletic and fine arts programs.

THEREFORE, BE IT RESOLVED, that the Governing Board of [Name of School] [Click or tap here to enter text.](#) supports the school's application to the Minnesota State High School League Foundation for a **FORM B** grant.

[Click or tap here to enter text.](#)

Date

\_\_\_\_\_  
Board Chair/Head of School

[Click or tap here to enter text.](#)

Date

\_\_\_\_\_  
Board Clerk - Treasurer

**A RESOLUTION submitted by an Activity Conference or Region Committee must adhere to the same form and context of the School Board Resolution above.**

Agenda Topic: Enrollment and Demographic Report  
Meeting Date: November 12, 2025  
Contact Person: Lourdes Flores-Hanson, Delon Smith, Niceta Thomas, Jake Von De Linde,  
Maura Weyandt

---

Background:

The following district administrators will provide an overview of enrollment and demographic data:

- Lourdes Flores-Hanson, Multilingual Program Administrator
- Delon Smith, Associate Superintendent
- Niceta Thomas, Executive Director of Student Services
- Jake Von De Linde, Executive Director of Teaching and Learning
- Maura Weyandt, Associate Superintendent

The first half of the report will focus on student enrollment as of October 1, 2025. October 1<sup>st</sup> is an important date as many Minnesota Department of Education funding and accountability mechanisms use October 1<sup>st</sup> enrollment as a key variable. The report includes enrollment data disaggregated by school, grade, and level, longitudinal data, and average class size.

The second half of the report will cover demographic data. This includes information about the overall diversity of the district, as well as longitudinal data for students receiving English Learner and/or special education services and students receiving educational benefits. District- and school-level data will be presented.

---

Recommendation:


Action Required       Informational – No Board Action Requested




**ROSEVILLE AREA SCHOOLS**

# **2025 Enrollment and Demographic Report**

**November 12, 2025**



# District Goals & Key Strategies





# District Goal #2

## Our learners contribute to an equitable, caring society.

### Strategies

- Cultivate student engagement and joy in learning
- Prepare learners to be racially and socially responsive





# District Goal #3

**We are a culturally responsive,  
inclusive, anti-racist district.**

## Strategies

- Ensure educator commitment to anti-racist practices
- Hire and retain a diverse workforce
- Build a culture of belonging where all feel welcome, included, and safe






# District Goal #4

**The community is united behind meeting student needs.**

## Strategies

- Partner with families and the community to support student success
- Build a culture of belonging





# Enrollment & Demographic Report



## Section 1: Enrollment Report

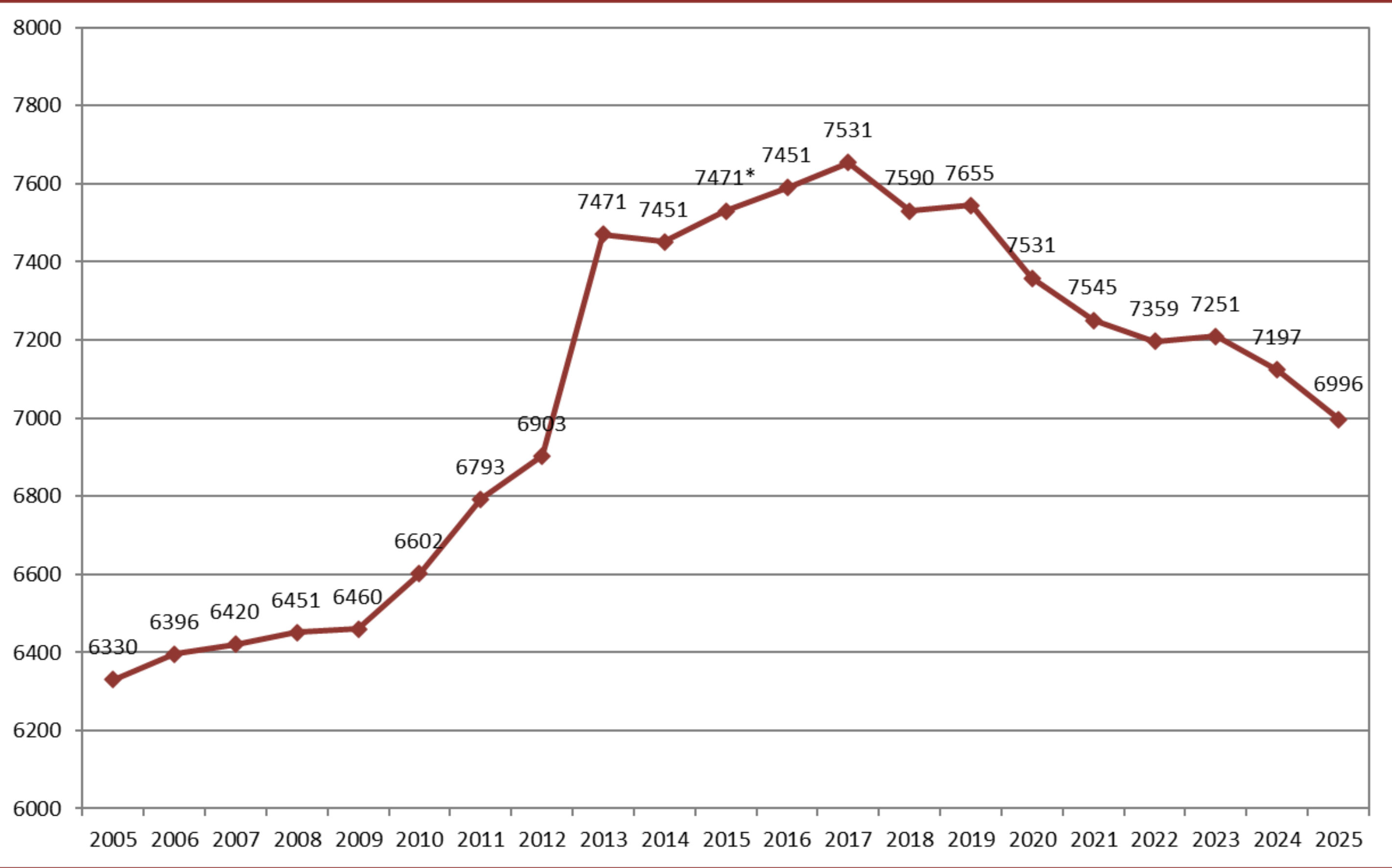
- October 1 Student Enrollment Trends
- Class Size- Elementary

## Section 2: Demographic Report

- Race/Ethnicity
- Multilingual Learners
- Special Education
- Educational Benefits

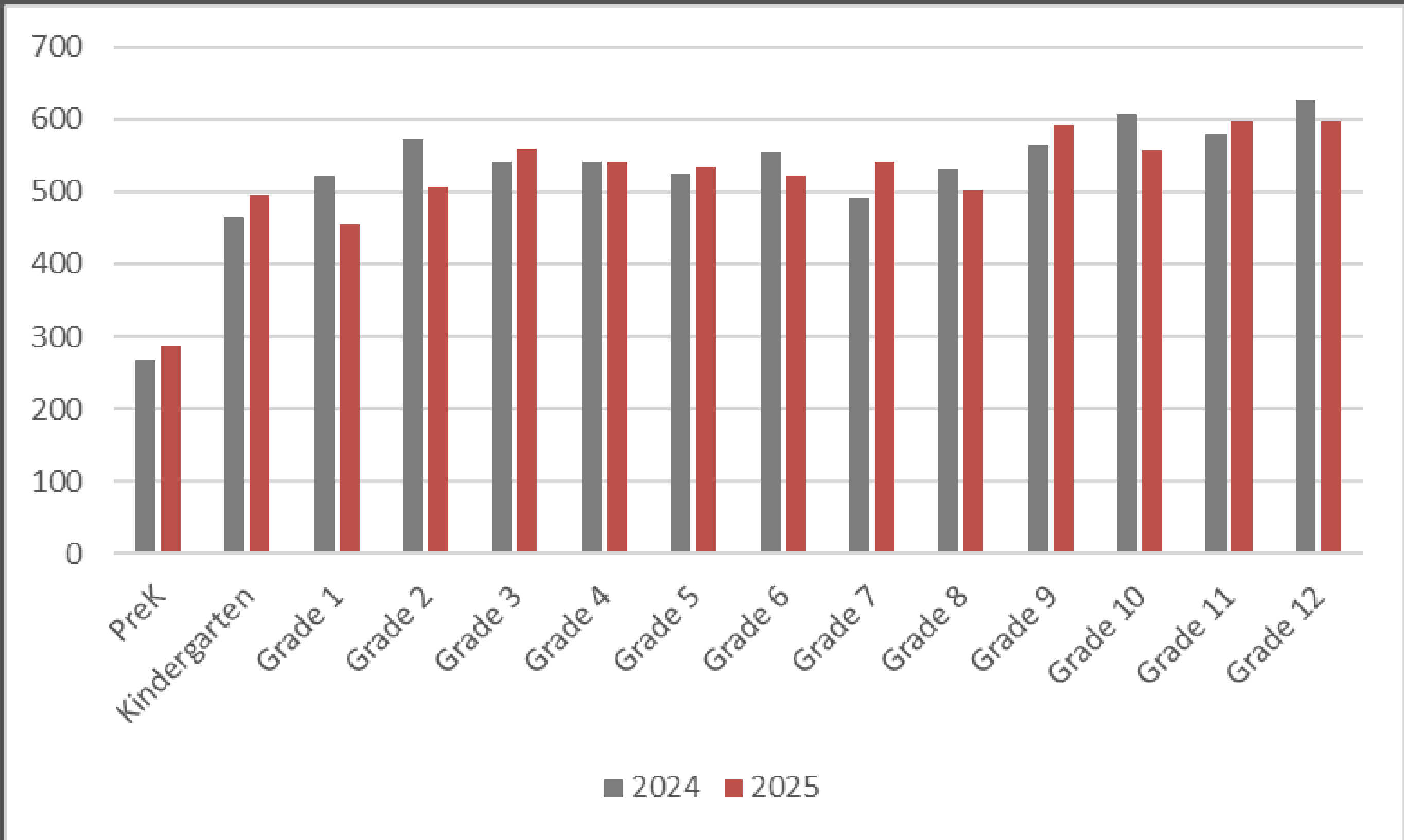
# Enrollment



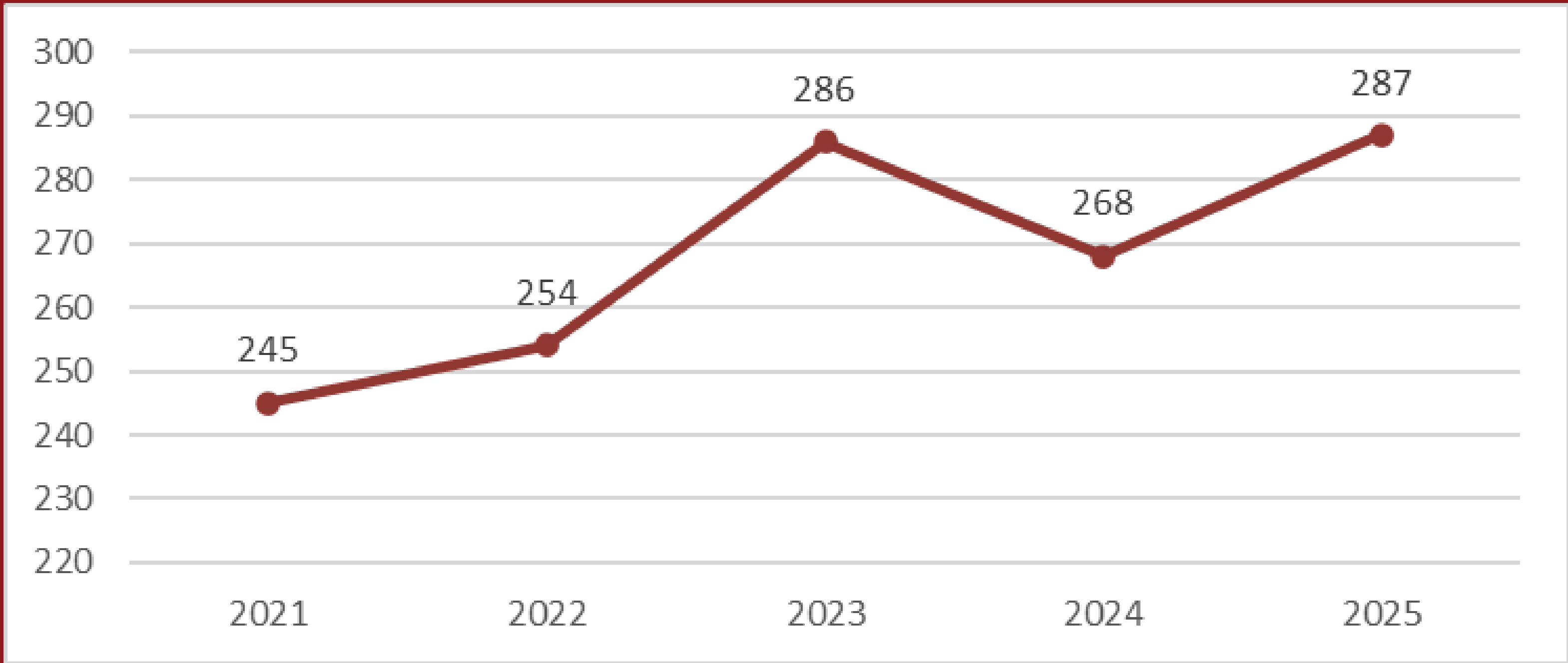


# Total Enrollment Trend 2005-2025

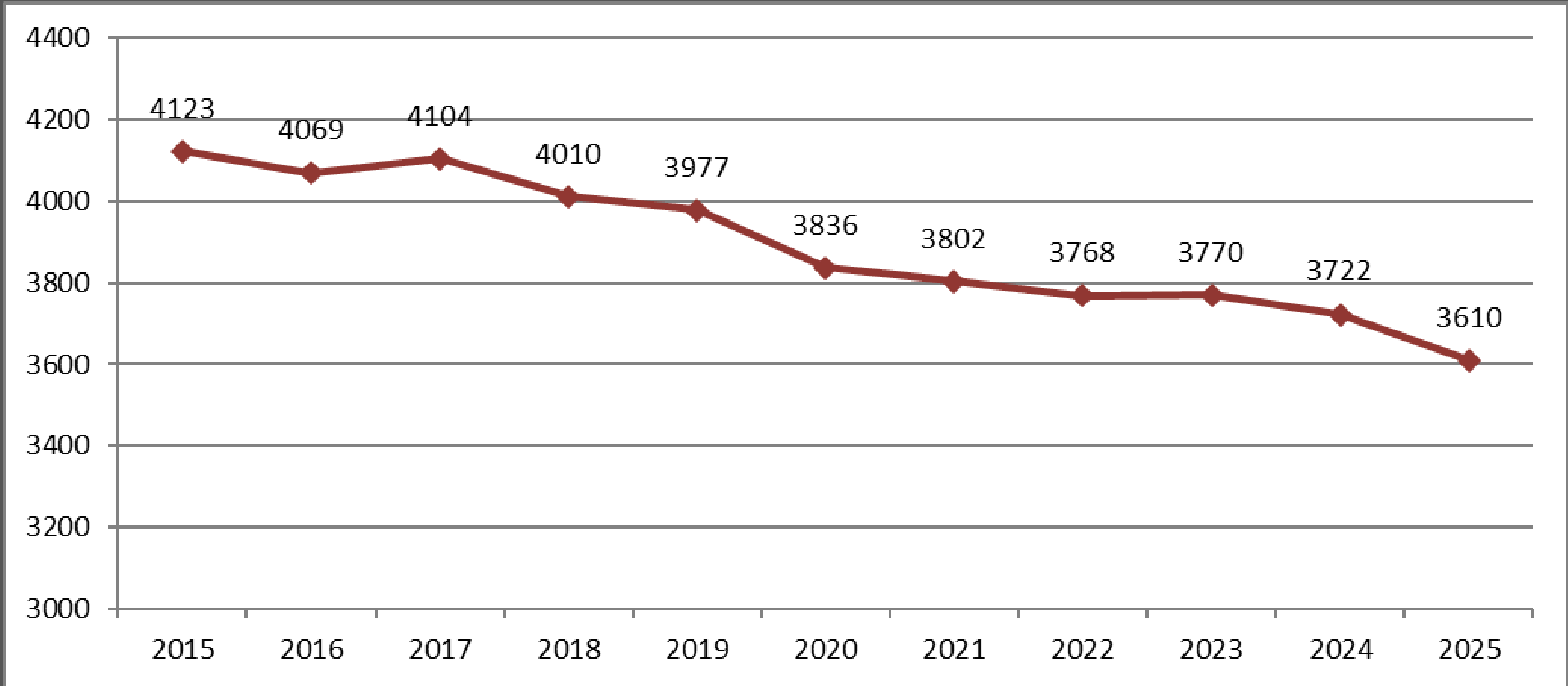
\*Included Harambee in 2013-14 to present



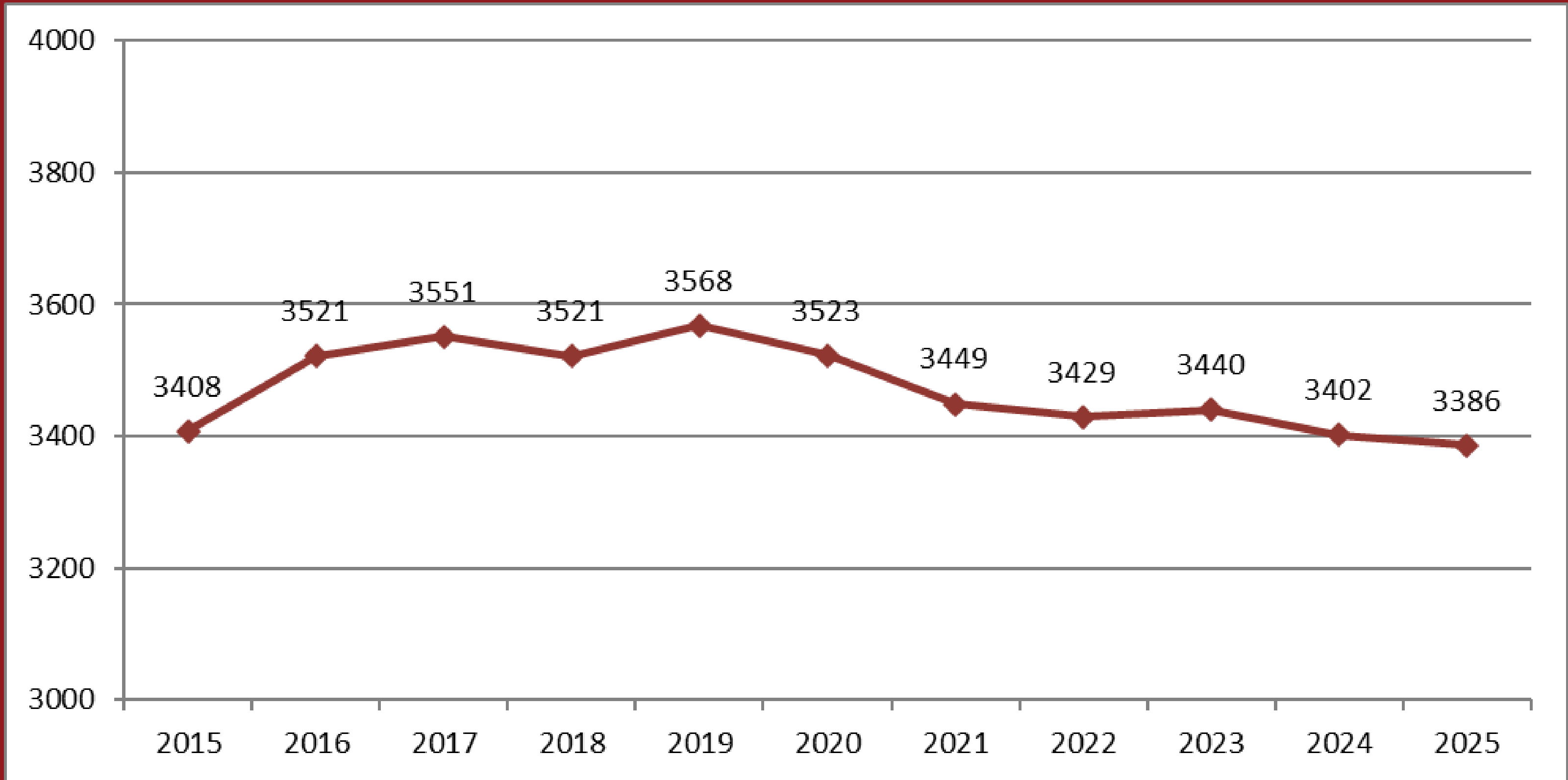
# 2025 Enrollment by Grade Level



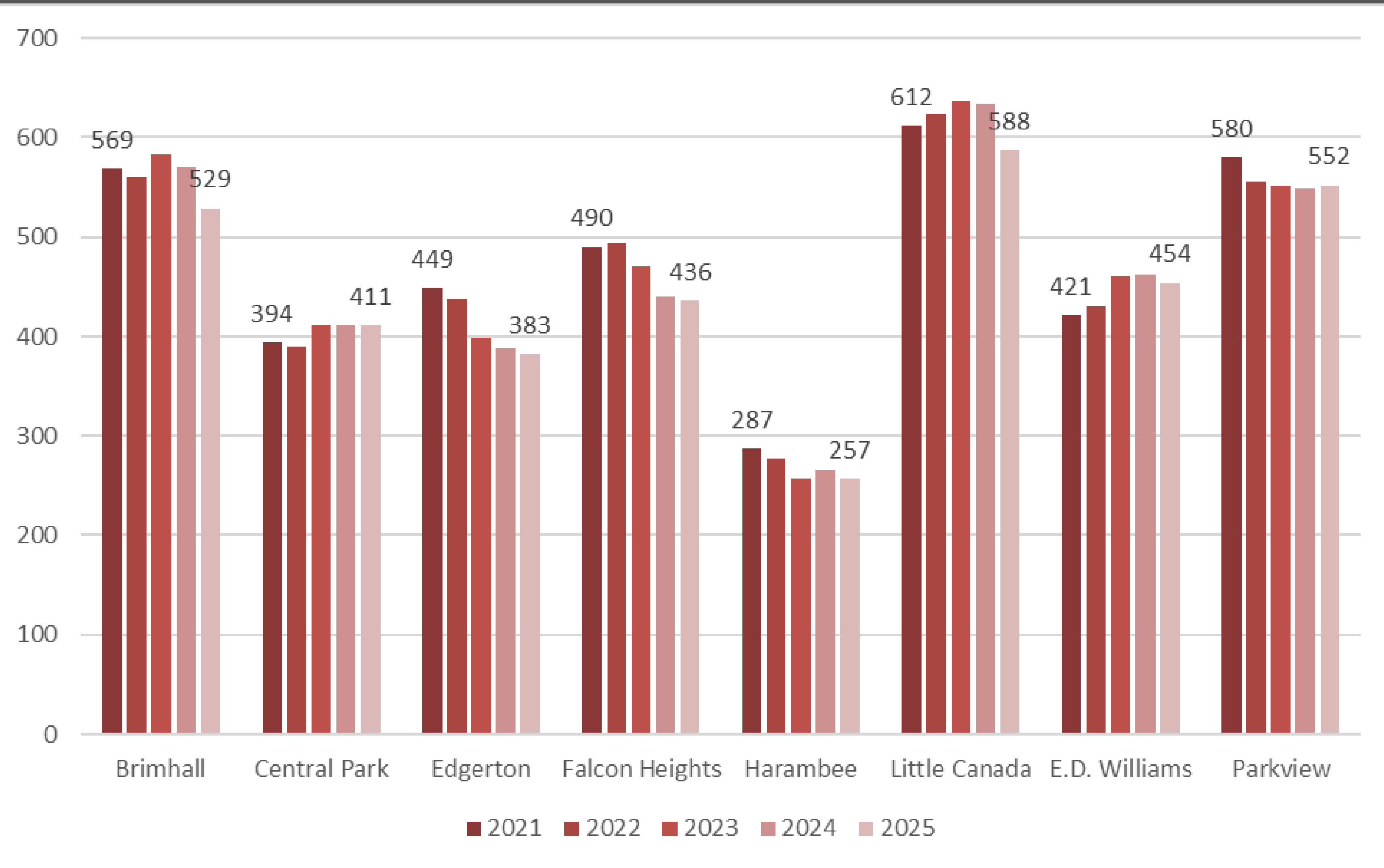
## PreK Enrollment 2020-2025



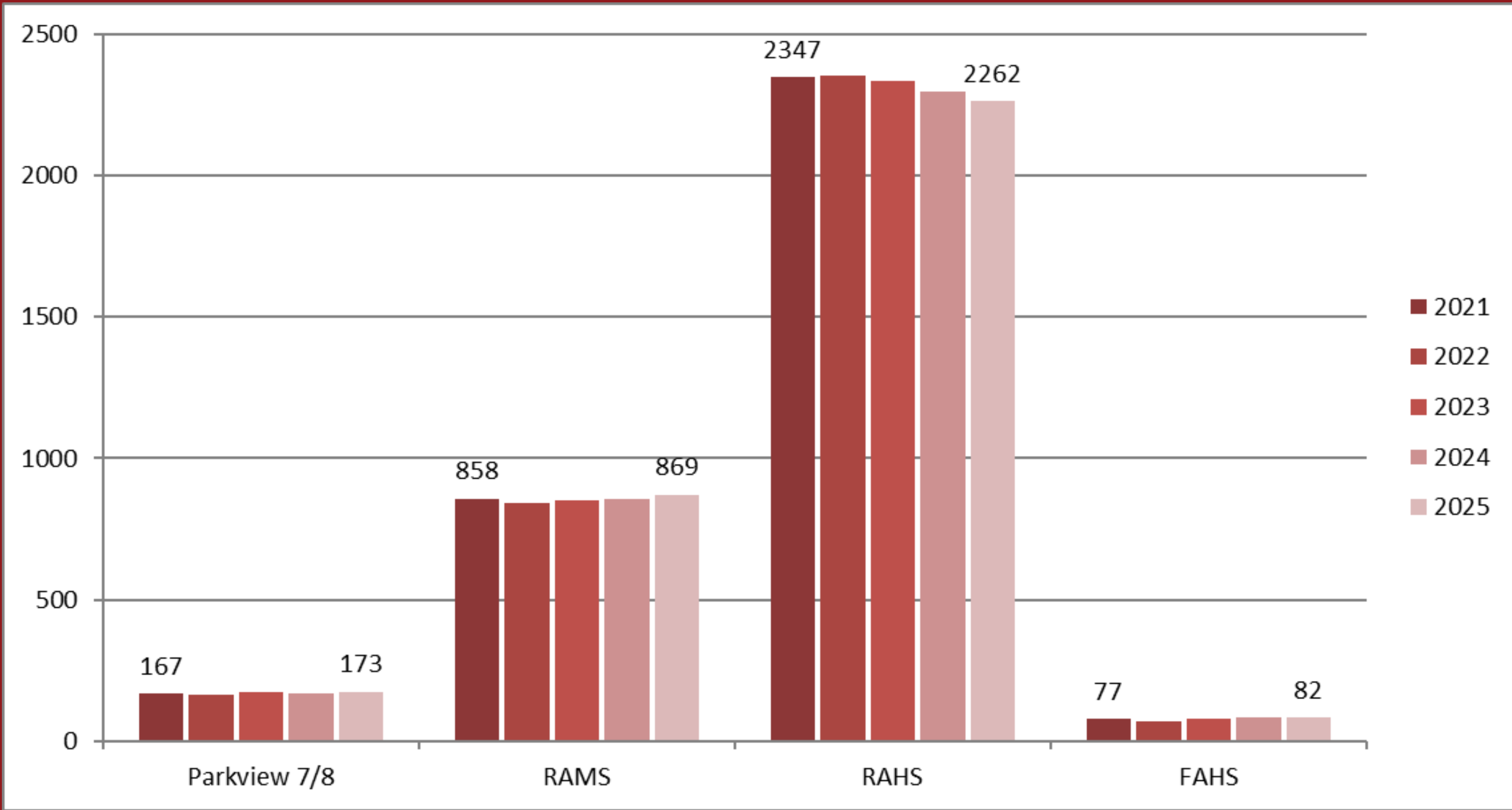
## K-6 Enrollment 2015-2025



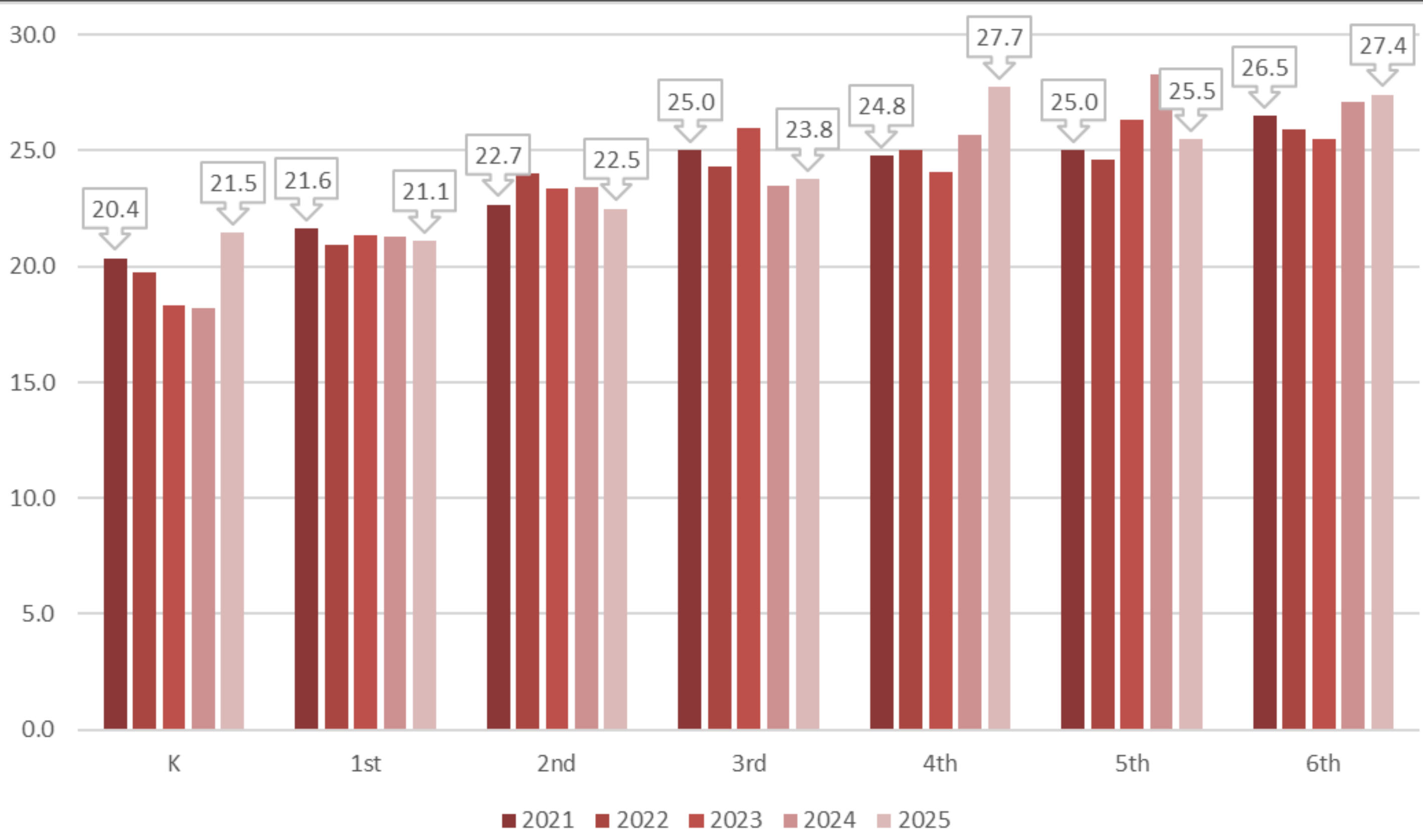
## 7-12 Enrollment 2015-2025



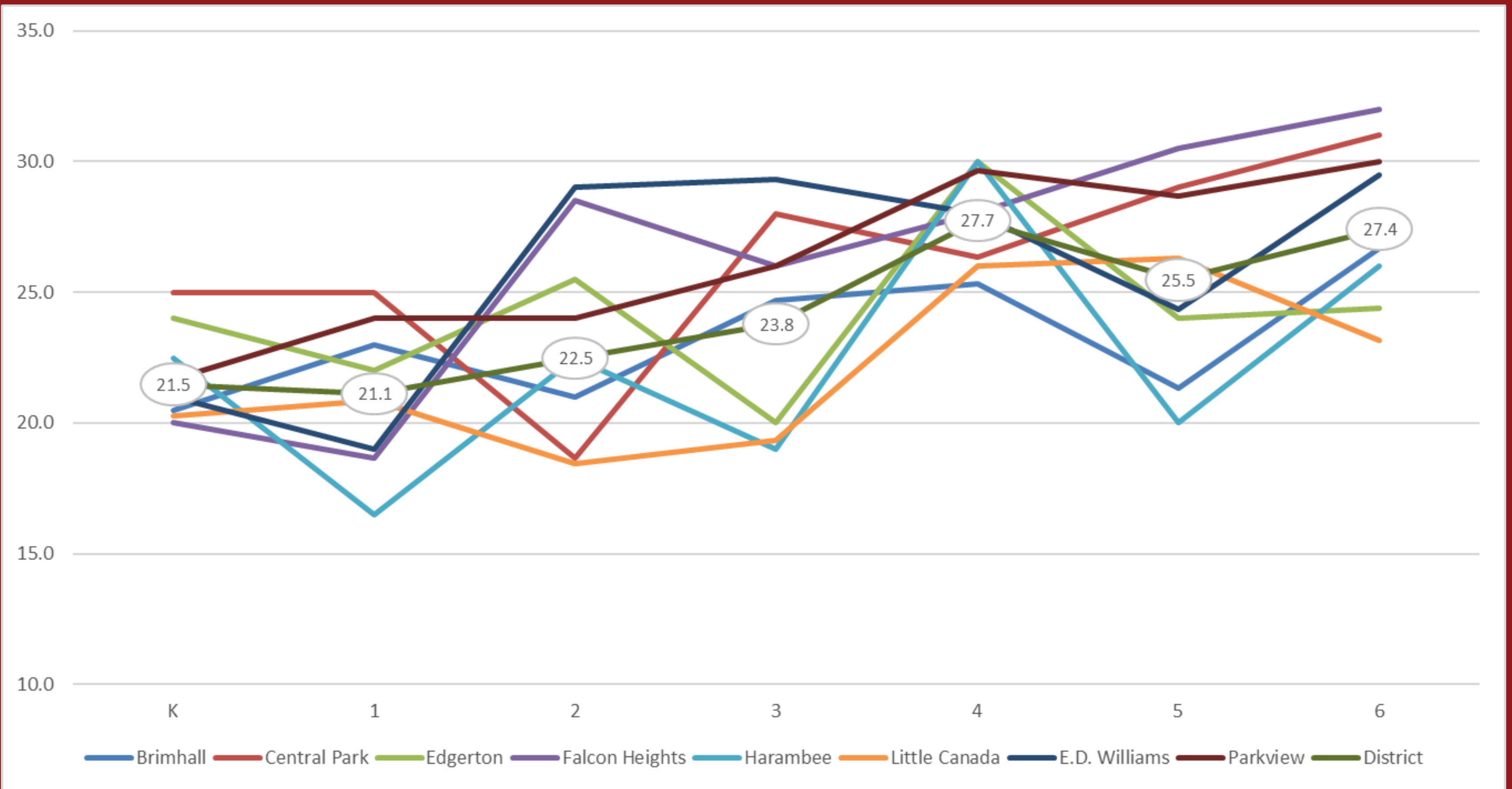
# Elementary Building Enrollment Trends



# Secondary Building Enrollment Trends





**Average Class Size - Elementary 5 Year Trend**



# 2025 Average Class Size - Variance by School

# Demographic Report



# **Preliminary Minnesota Automated Reporting Student System**

**(MARSS) Reports:**

**Compensatory Education**

**Home Language**

**Enrollment**



**Economic Indicators**

**eduCLIMBER/Synergy**

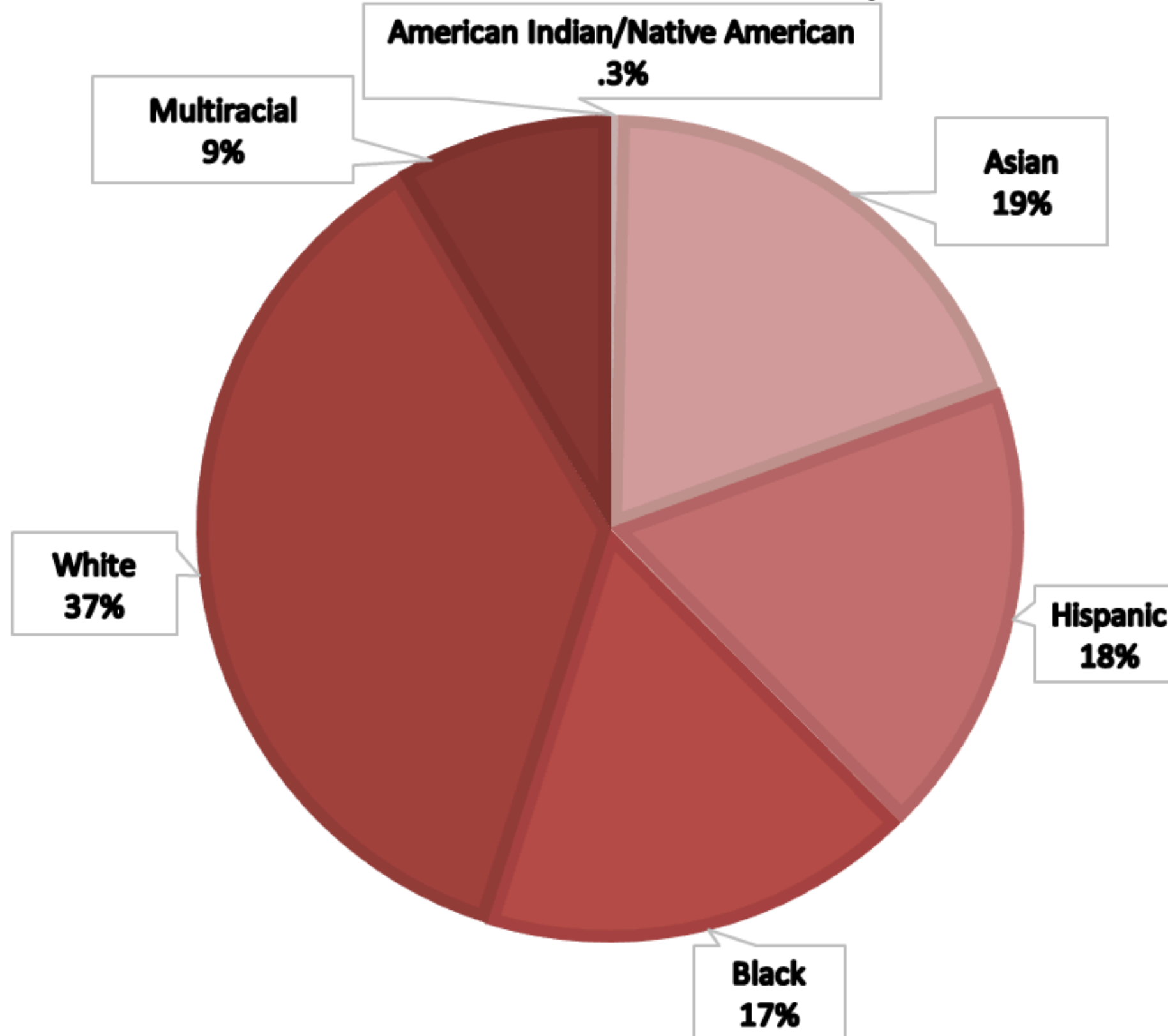
**Minnesota Department of Education Data Center**

**Data Source Notes**

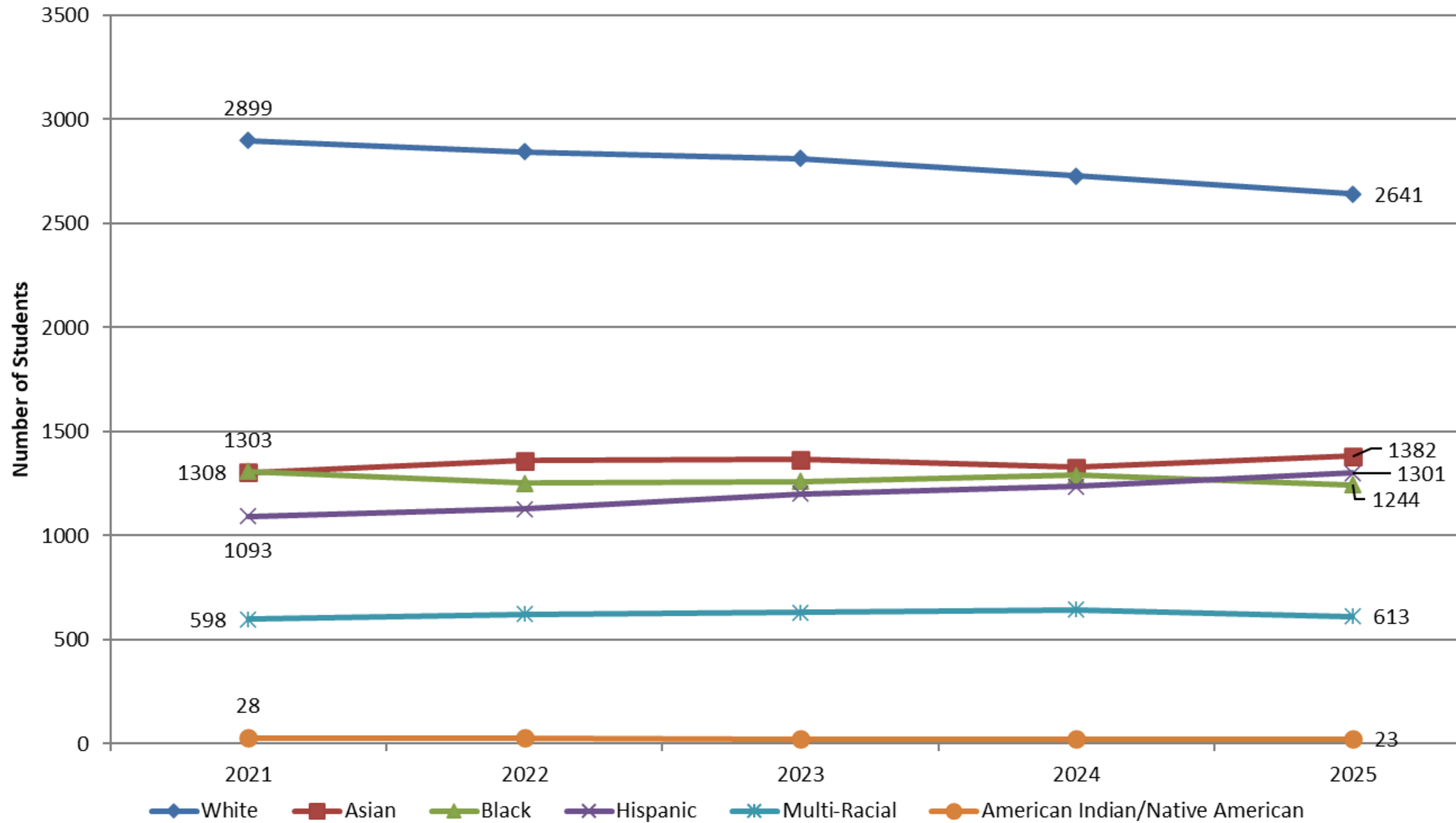
# Race/Ethnicity



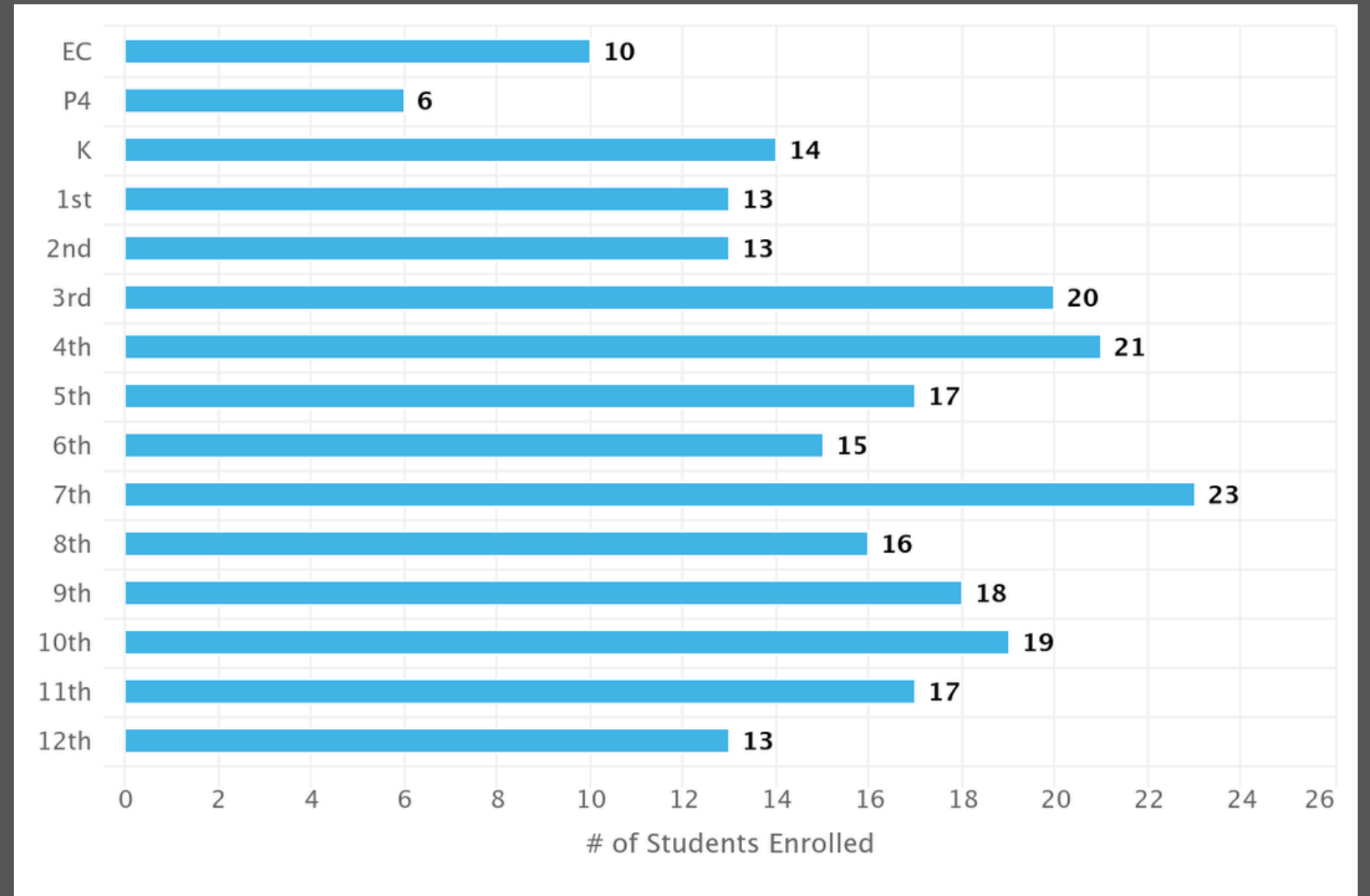
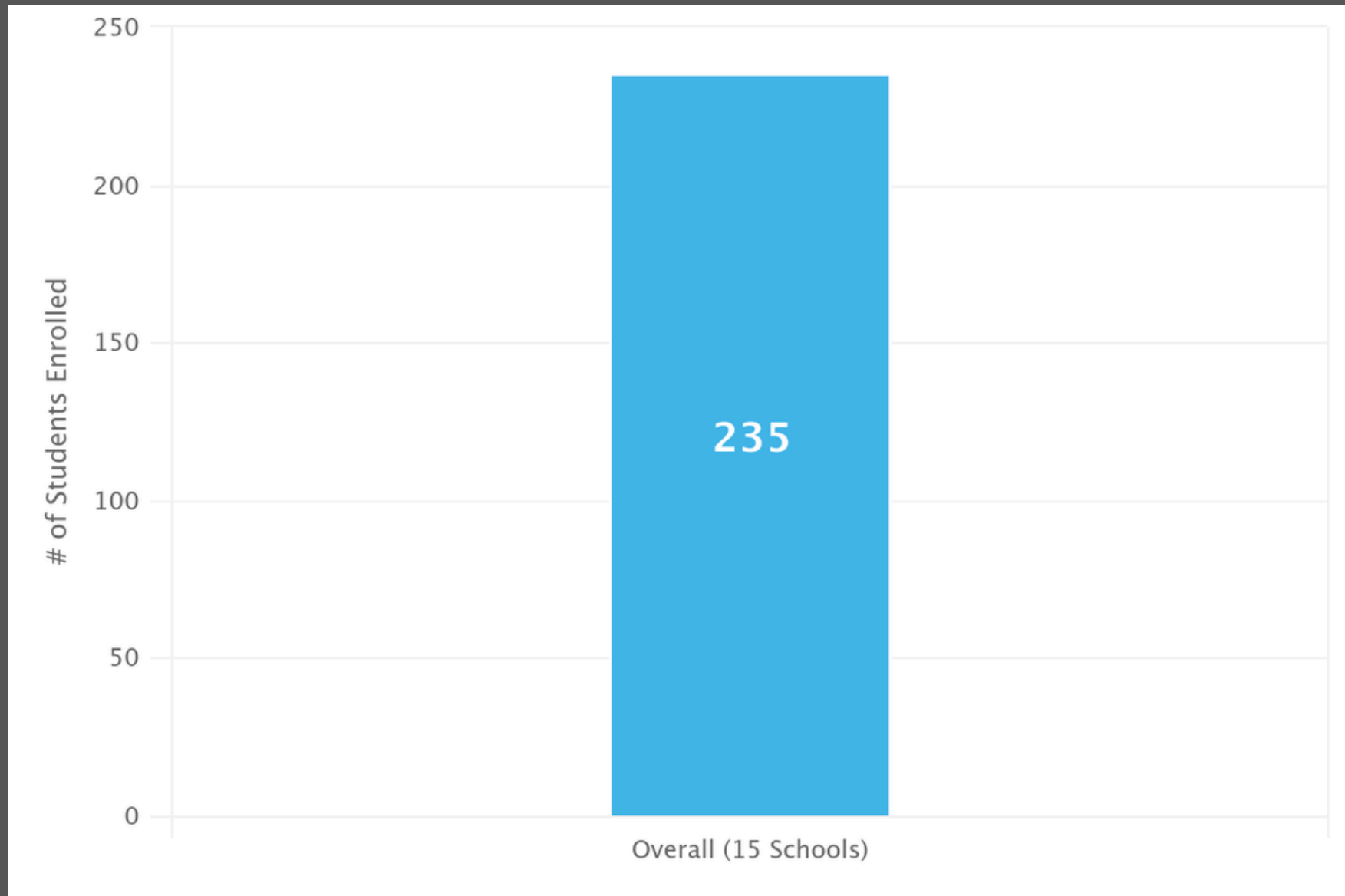
# 2025 DISTRICT ENROLLMENT 7,204



## Racial/Ethnic Composition



# District Enrollment by Race/Ethnicity



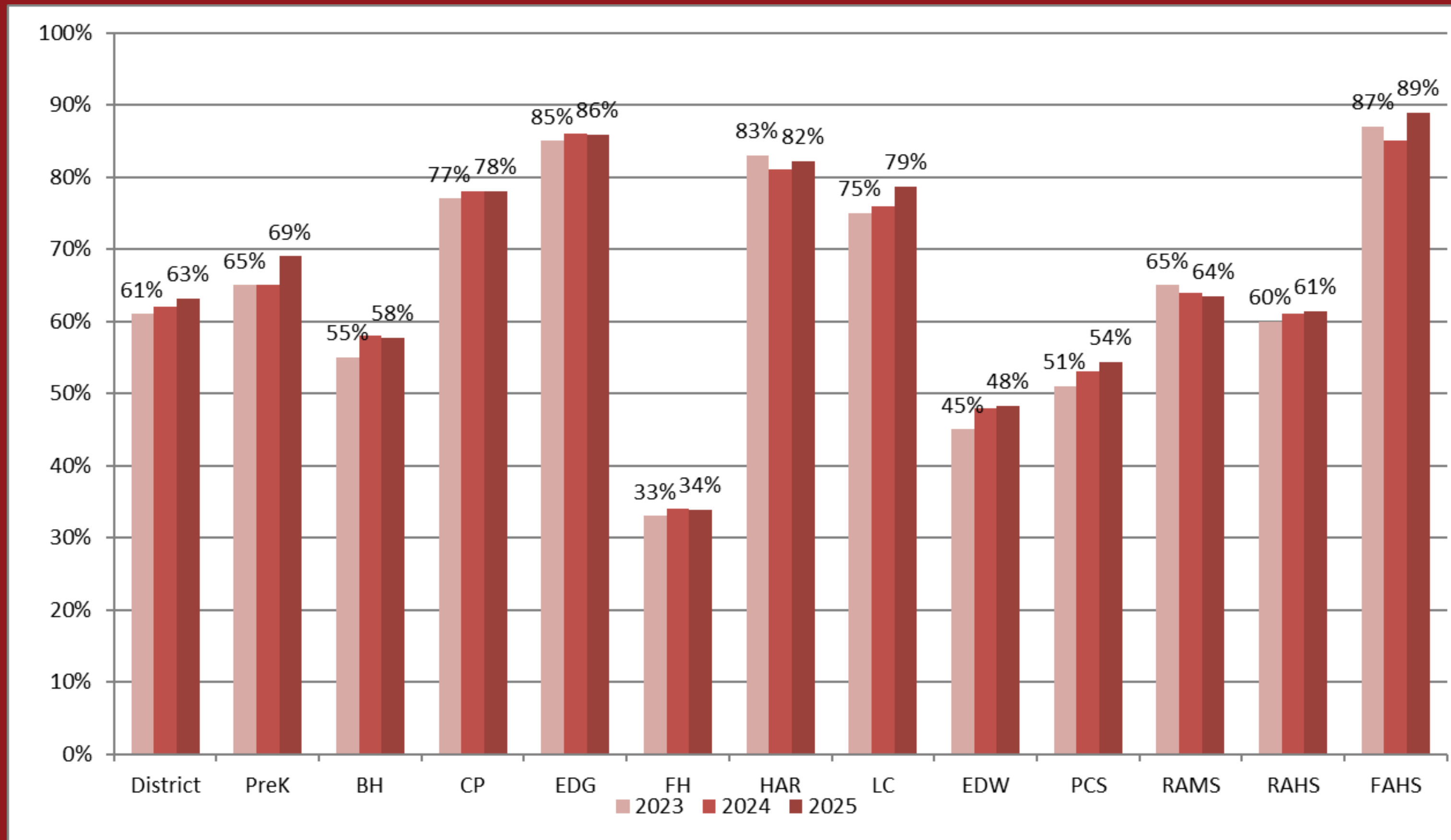
# Native American/American Indian Students

	American Indian/Native American		Asian		Hispanic		Black		Multi-Racial		White		BIPOC		Total
Year	#	%	#	%	#	%	#	%	#	%	#	%	#	%	#
2000	50	<1%	679	10.4%	187	2.9%	423	6.5%			5222	79.6%	1339	20.4%	6561
2005	59	<1%	780	12.3%	359	5.6%	627	9.9%			4505	71.2%	1825	28.8%	6330
2010	51	<1%	1149	17.3%	590	8.9%	864	13.0%			3973	60.0%	2654	40.0%	6627
2015*	56	<1%	1623	21.5%	953	12.6%	1302	17.3%			3613	47.9%	3934	52.1%	7547
2020	29	<1%	1412	18.7%	1054	13.9%	1373	18.2%	624	8.3%	3069	40.6%	4492	59.4%	7561
2021	28	<1%	1303	18.0%	1093	15.1%	1308	18.1%	598	8.3%	2899	40.1%	4330	59.9%	7229
2022	27	<1%	1360	18.8%	1129	15.6%	1253	17.3%	622	8.6%	2844	39.3%	4391	60.7%	7235
2023	23	<1%	1365	18.7%	1201	16.5%	1260	17.3%	631	8.7%	2811	38.6%	4480	61.4%	7291
2024	22	<1%	1327	18.3%	1236	17.1%	1289	17.8%	645	8.9%	2727	37.6%	4519	62.4%	7246
2025	23	<1%	1382	19.2%	1301	18.1%	1244	17.3%	613	8.5%	2641	36.7%	4563	63.3%	7204

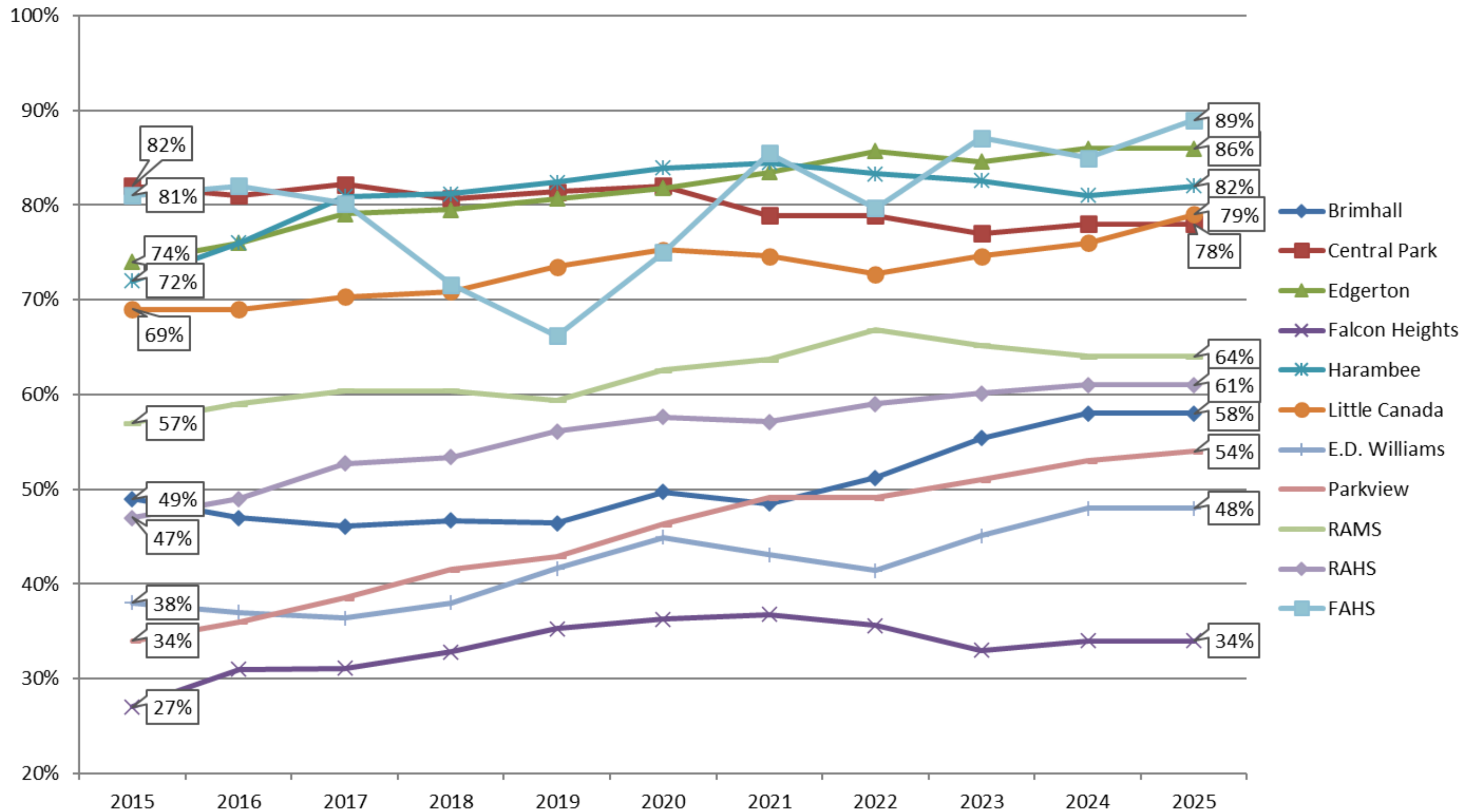
# Enrollment Table by Race/Ethnicity

Building	American Indian		Asian		Hispanic		Black		Multi-Racial		White		BIPOC	
	#	%	#	%	#	%	#	%	#	%	#	%	#	%
PreK	2	0.7%	67	23%	47	16%	57	20%	25	9%	89	31%	198	69%
Brimhall	3	0.6%	75	14%	64	12%	117	22%	45	9%	223	42%	304	58%
Central Park	1	0.2%	134	33%	73	18%	84	21%	28	7%	90	22%	320	78%
Edgerton	0	0.0%	179	47%	56	15%	54	14%	40	10%	54	14%	329	86%
Falcon Heights	1	0.2%	25	6%	35	8%	54	12%	33	8%	288	66%	148	34%
Harambee	0	0.0%	69	27%	34	13%	86	33%	24	9%	46	18%	213	82%
Little Canada	5	0.9%	82	14%	292	50%	53	9%	30	5%	125	21%	462	79%
E.D. Williams	1	0.2%	51	11%	54	12%	79	17%	34	8%	234	52%	219	48%
Parkview	0	0.0%	88	12%	70	10%	143	20%	92	13%	330	46%	393	54%
RAMS	5	0.6%	173	20%	162	19%	132	15%	77	9%	315	37%	549	64%
RAHS	5	0.2%	435	19%	392	17%	370	16%	183	8%	869	39%	1,385	61%
FAHS	0	0.0%	10	12%	28	35%	28	35%	6	7%	9	11%	72	89%

# Race/Ethnicity by Building



# BIPOC Students by Building



# BIPOC Students Trend by Building

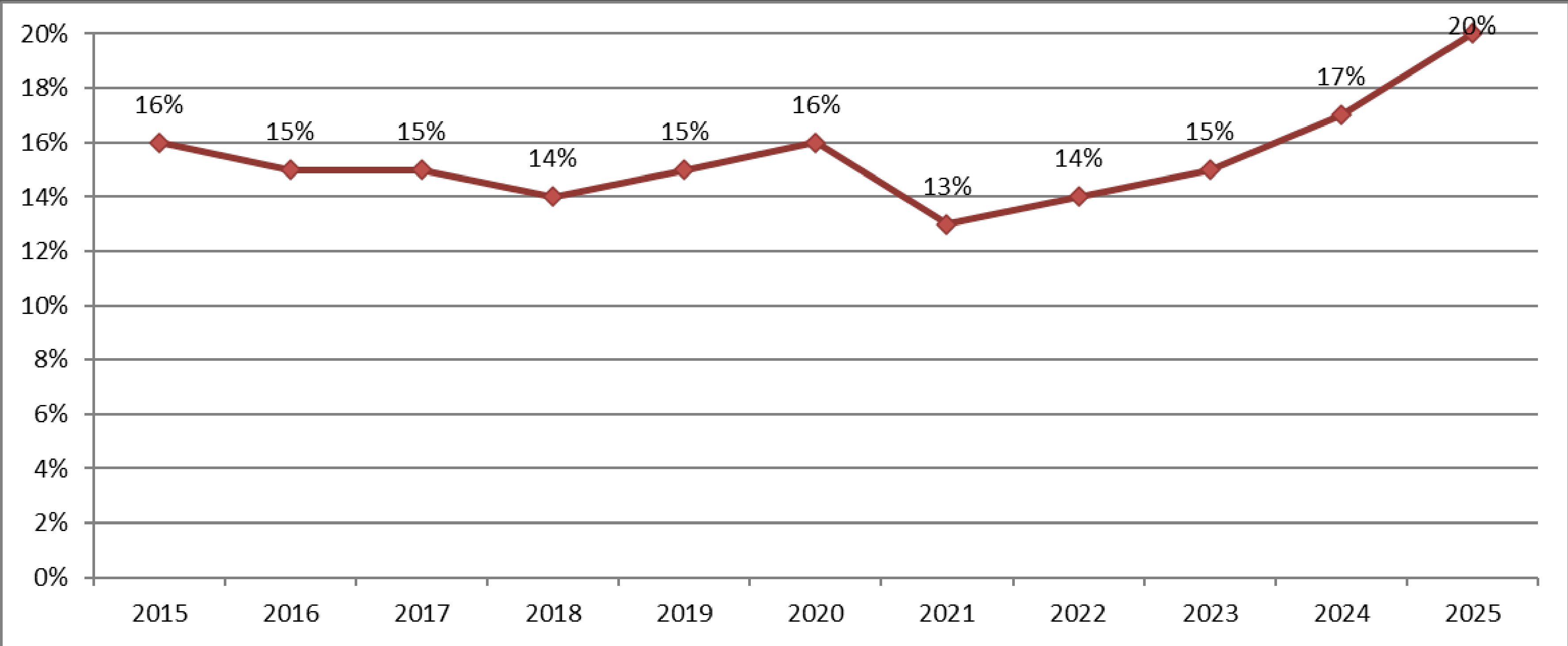
District	American Indian		Asian		Native Hawaiian/Pacific Islander		Hispanic		Black		White		Multiracial		Total Enrolled	BIPOC
	#	%	#	%	#	%	#	%	#	%	#	%	#	%	#	%
Austin	58	1	706	13	189	3.5	1718	32	448	8	2077	39	185	3	5,385	61
Bloomington	266	3	607	6	12	0.1	2412	23	1978	19	4382	42	771	8	10,294	58
Burnsville	177	2	479	6	8	0.1	2213	29	2155	28	2105	28	522	7	7,663	73
Centennial	149	2	548	8	7	0.1	411	6	589	9	4813	70	329	5	6,851	30
Inver Grove Heights	99	3	172	5	0	0	1046	31	433	13	1404	41	271	8	3,427	59
Mounds View	160	1	1234	10	4	0	1272	11	1377	12	6941	58	936	8	11,934	42
North St. Paul	292	3	3206	30	12	0.1	1786	17	1952	18	2608	24	897	8	10,754	76
Osseo	452	2	3384	16	2	0	2241	11	5617	27	7839	37	1596	8	21,138	63
Robbinsdale	315	3	611	6	5	0	1970	18	3276	30	3559	33	1061	10	10,810	67
Roseville	219	3	1332	18	0	0	1174	16	1290	18	2726	38	515	7	7,256	62
Spring Lake Park	172	3	545	9	10	0.2	1229	20	972	16	2768	45	417	7	6,113	55
St. Paul	992	3	9271	28	11	0	4988	15	7793	24	7315	22	2668	8	33,041	78
West St. Paul	161	3	170	3	2	0	1525	28	725	13	2480	46	383	7	5,452	55
White Bear Lake	159	2	728	9	5	0.1	749	9	606	7	5770	67	550	6	8,571	33

# Comparable and Surrounding Districts by Race/Ethnicity

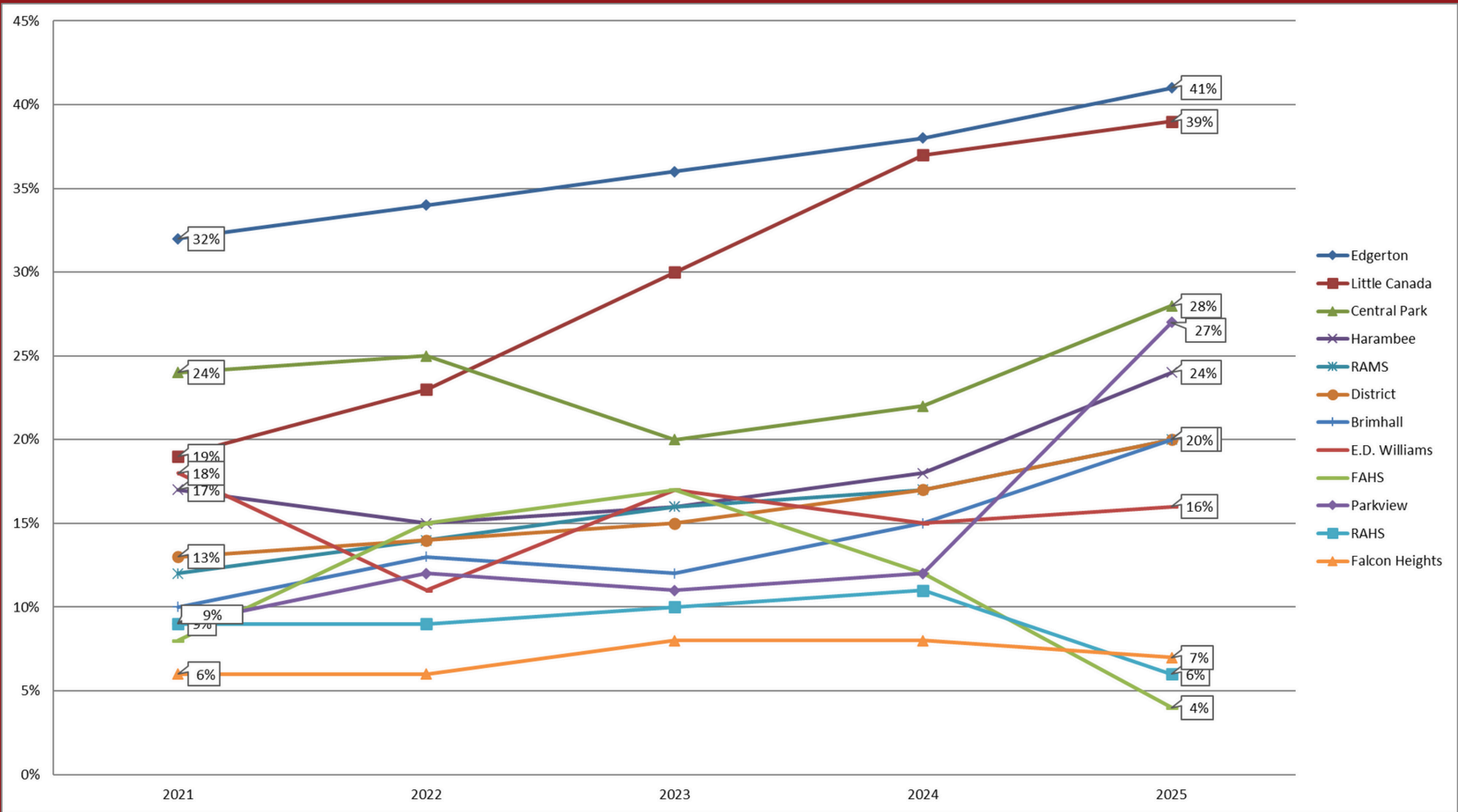


# Multilingual Learners

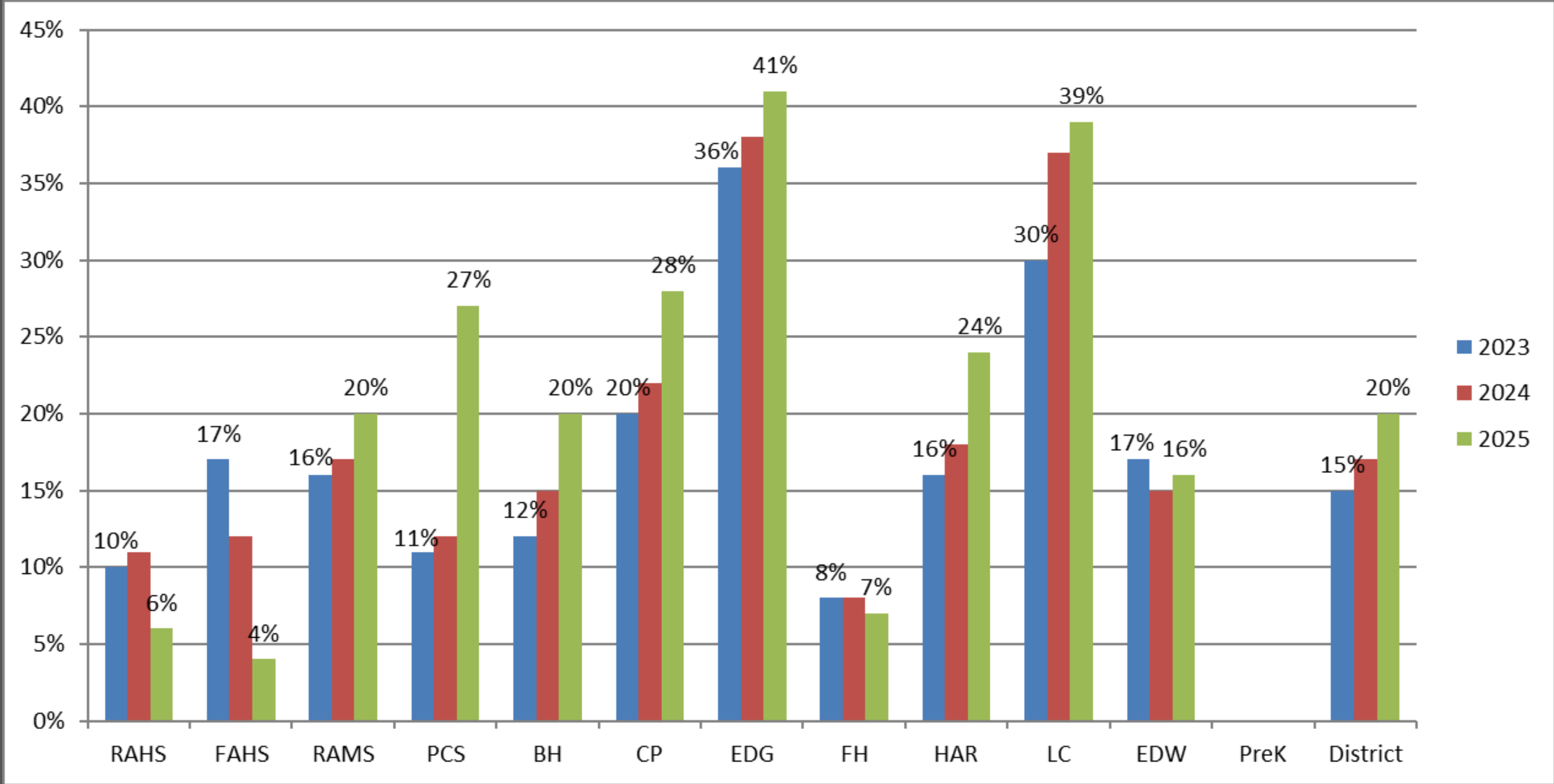




# Multilingual Learners District Trend



# Multilingual Learners School Trend



# Multilingual Learners Enrollment by Building

**Roseville Area Schools Students**

**7508**

**Students who are Multilingual**

**2832**

**Students served in the English Language Development Program**

**1492**

# **Multilingual Learners in Roseville Area Schools**

# Top Ten Home Languages Among Multilingual Students


Spanish	Hmong	Somali	Nepali	Karen	Karen, S'gaw	Vietnamese	Oromo	Arabic	Amharic
994	448	299	196	156	95	72	70	56	47
13%	6%	4%	3%	2%	1%	1%	1%	1%	1%

For Context English= 62%


# Top Ten Home Languages among Students Served in the English Language Development Program

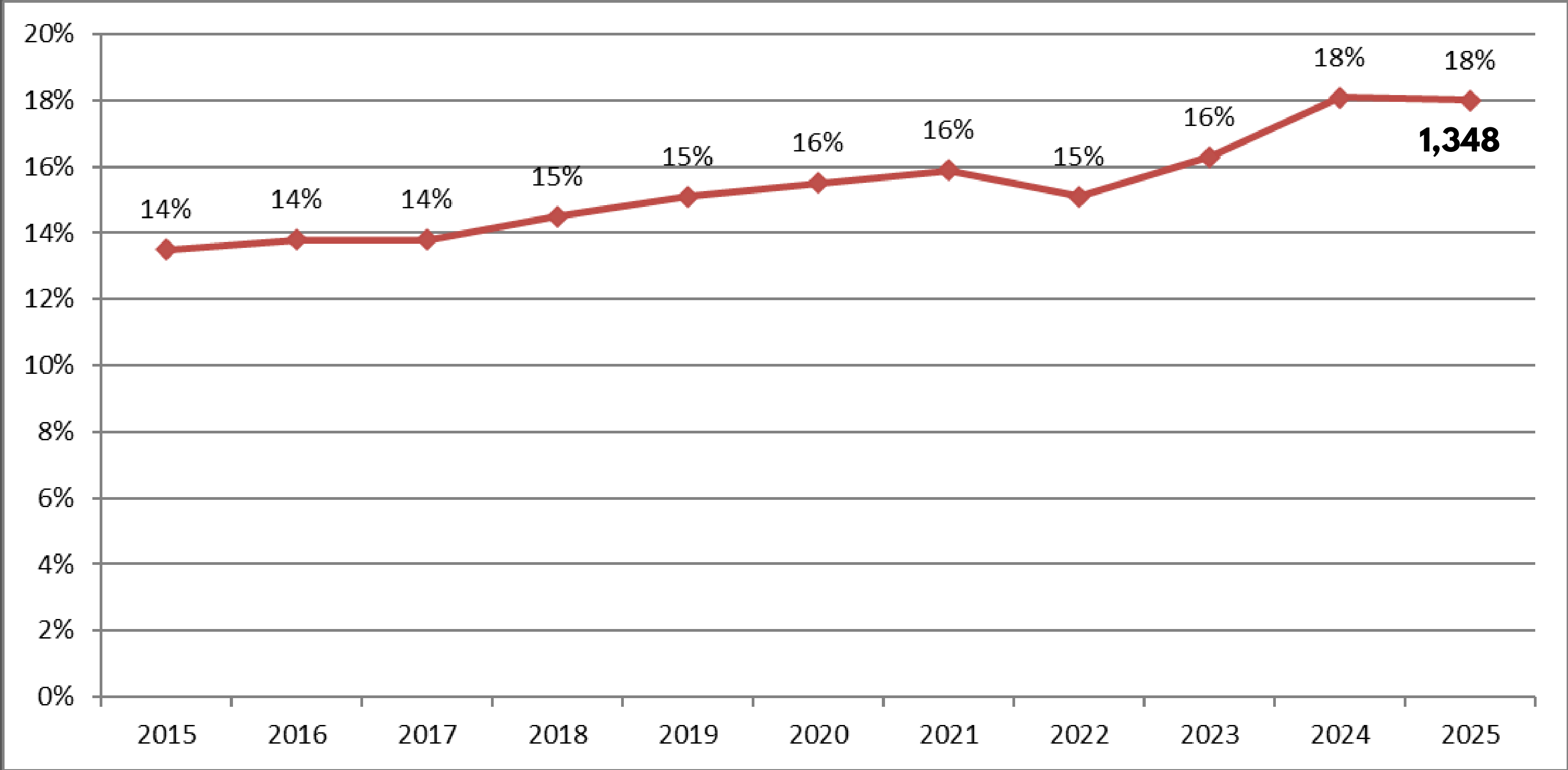
Spanish	Hmong	Somali	Nepali	Karen	Karen, S'gaw	Oromo	Vietnamese	Arabic	Amharic
605	206	124	95	84	46	34	28	26	20
42%	14%	8%	6%	6%	3%	2%	2%	1%	1%



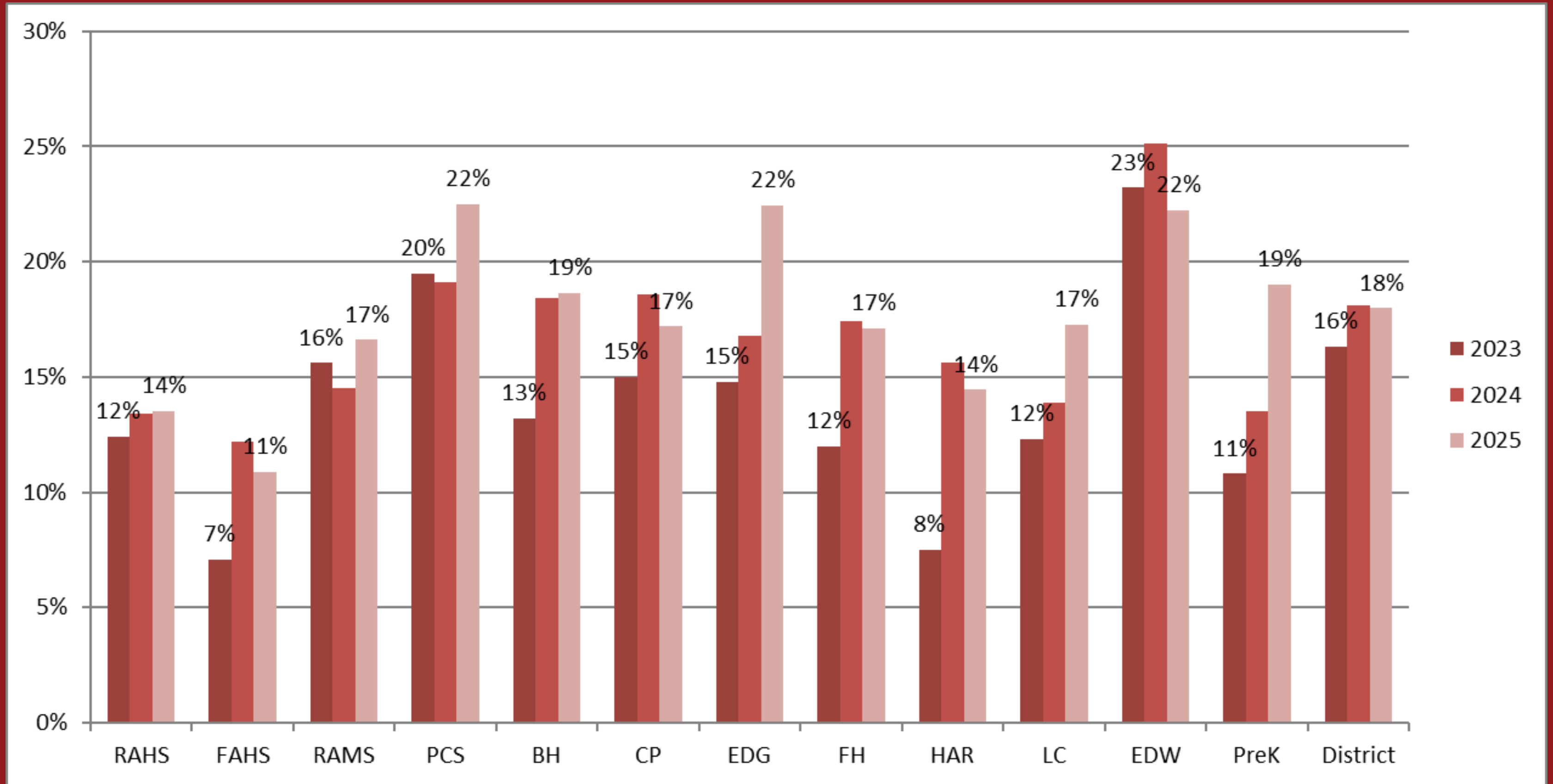


# Special Education

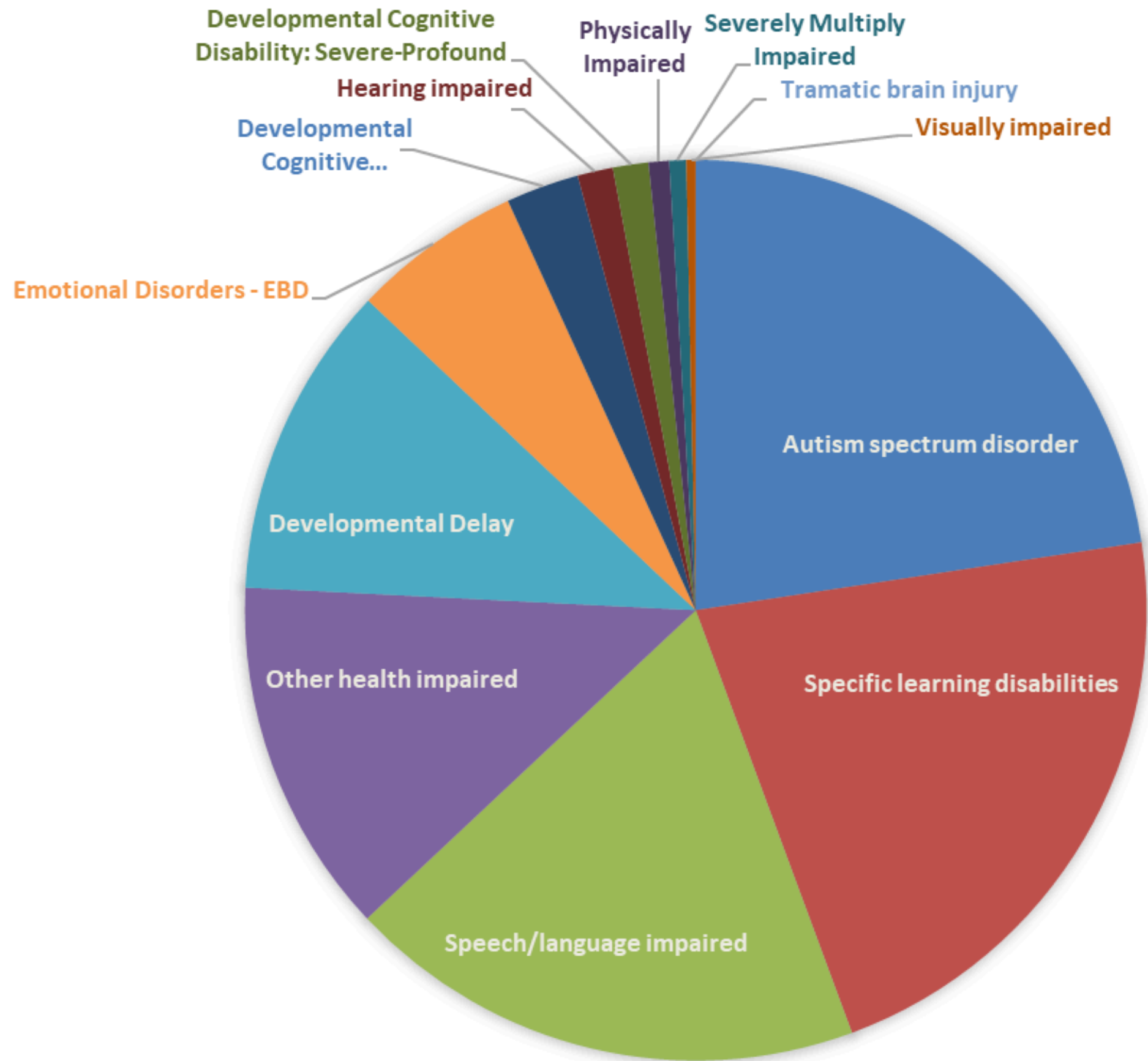




# Special Education District Trend



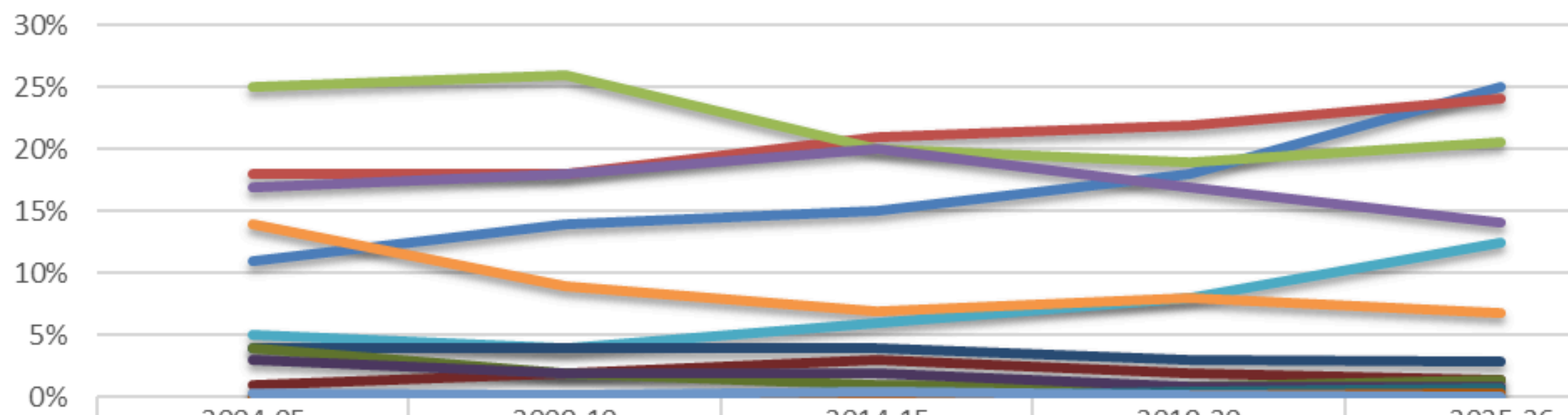
# Special Education Enrollment



# Special Education Primary Disability


<b>Primary Disability</b>	<b>Percent</b>	<b>Number</b>
<b>Autistic</b>	<b>25.0%</b>	<b>327</b>
<b>Specific learning disabilities</b>	<b>24.1%</b>	<b>313</b>
<b>Speech/language impaired</b>	<b>20.6%</b>	<b>292</b>
<b>Other health impaired</b>	<b>14.2%</b>	<b>171</b>
<b>Developmental Delay</b>	<b>12.5%</b>	<b>118</b>
<b>Emotional Disorders - EBD</b>	<b>6.8%</b>	<b>93</b>
<b>Mild-moderate mentally disabled</b>	<b>2.9%</b>	<b>29</b>
<b>Hearing impaired</b>	<b>1.4%</b>	<b>22</b>
<b>Moderate-severely mentally disabled</b>	<b>1.4%</b>	<b>16</b>
<b>Physically disabled</b>	<b>0.8%</b>	<b>10</b>
<b>Severely Multiply Impaired</b>	<b>0.7%</b>	<b>9</b>
<b>Visually impaired</b>	<b>0.4%</b>	<b>7</b>

# **Special Education Primary Disability**




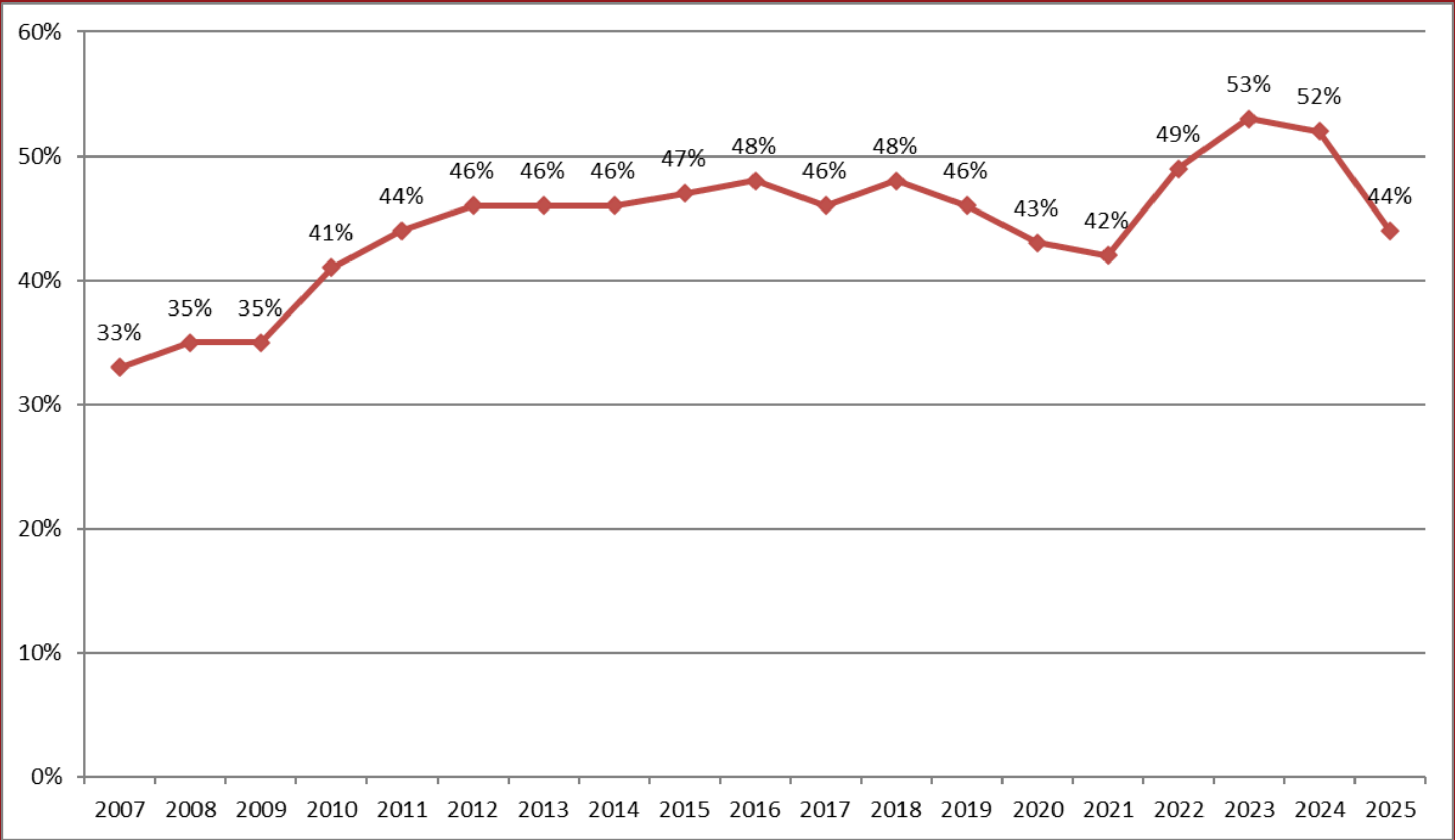
	2004-05	2009-10	2014-15	2019-20	2025-26
Autism spectrum disorder	11%	14%	15%	18%	25.0%
Specific learning disabilities	18%	18%	21%	22%	24.1%
Speech/language impaired	25%	26%	20%	19%	20.6%
Other health impaired	17%	18%	20%	17%	14.2%
Developmental Delay	5%	4%	6%	8%	12.5%
Emotional Disorders - EBD	14%	9%	7%	8%	6.8%
Developmental Cognitive Disability: Mild-Moderate	4%	4%	4%	3%	2.9%
Hearing impaired	1%	2%	3%	2%	1.4%
Developmental Cognitive Disability: Severe-Profound	4%	2%	1%	0.8%	1.4%
Physically Impaired	3%	2%	2%	0.9%	0.8%
Severely Multiply Impaired	0%	0%	0%	0.5%	0.7%
Visually impaired	0%	0%	0%	0.2%	0.4%
Tramatic brain injury	0.3%	0.2%	0.4%	0.2%	0.0%

# Special Education Primary Disability Trend

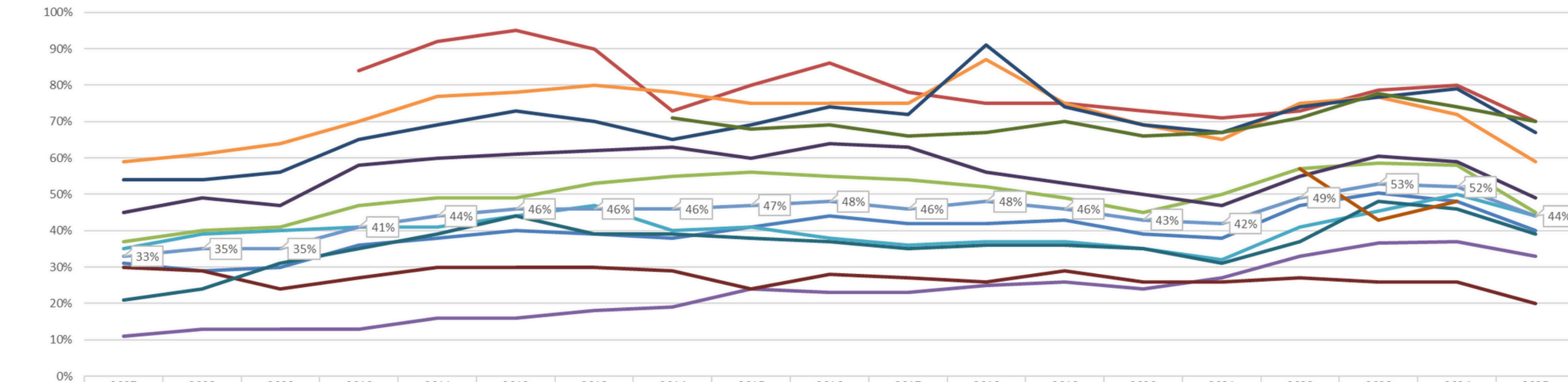


# Educational Benefits Participation



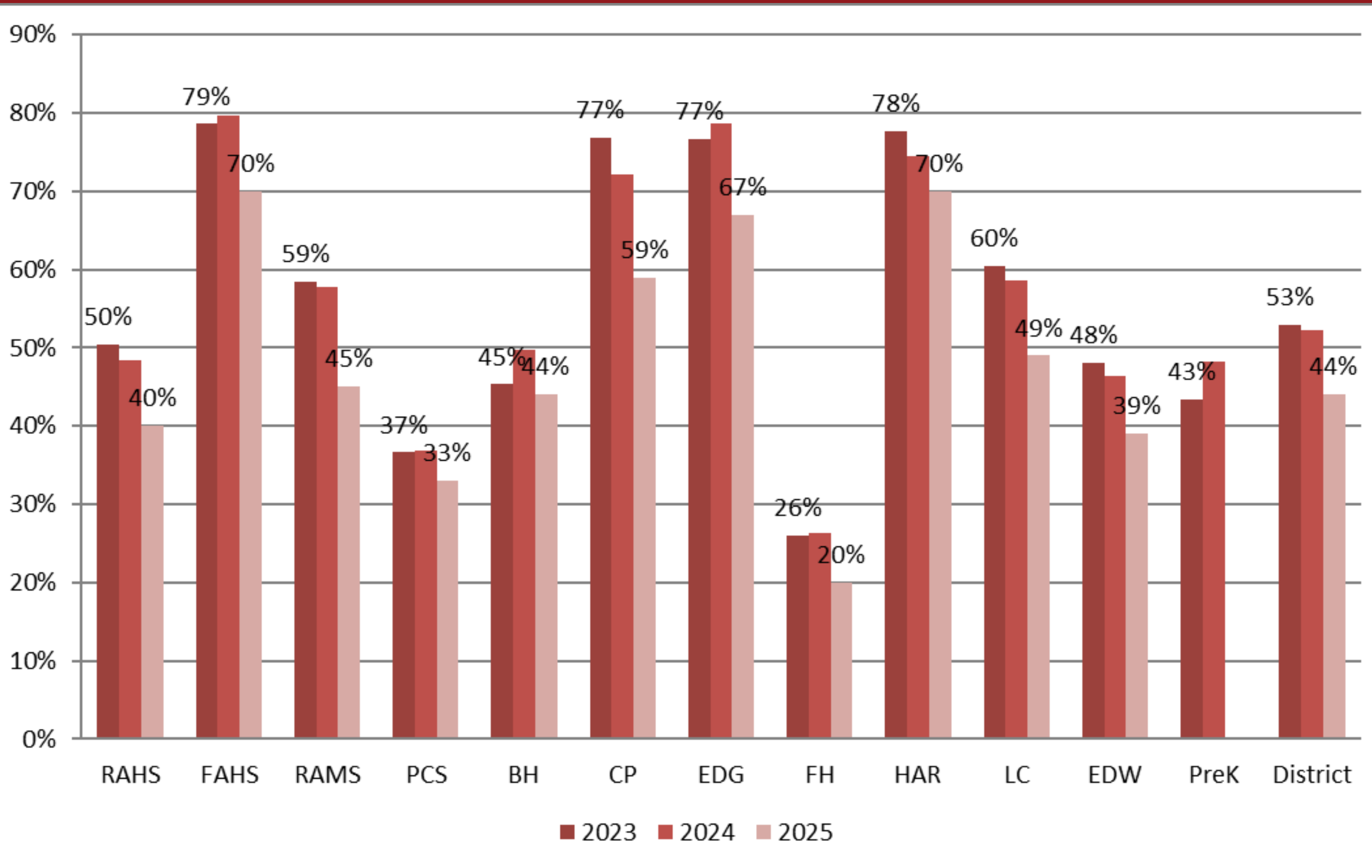


# Educational Benefits District Trend




	2007	2008	2009	2010	2011	2012	2013	2014	2015	2016	2017	2018	2019	2020	2021	2022	2023	2024	2025
RAHS	31%	29%	30%	36%	38%	40%	39%	38%	41%	44%	42%	42%	43%	39%	38%	47%	50%	48%	40%
FAHS				84%	92%	95%	90%	73%	80%	86%	78%	75%	75%	73%	71%	73%	79%	80%	70%
RAMS	37%	40%	41%	47%	49%	49%	53%	55%	56%	55%	54%	52%	49%	45%	50%	57%	59%	58%	45%
PCS	11%	13%	13%	13%	16%	16%	18%	19%	24%	23%	23%	25%	26%	24%	27%	33%	37%	37%	33%
BH	35%	39%	40%	41%	41%	44%	47%	40%	41%	38%	36%	37%	37%	35%	32%	41%	45%	50%	44%
CP	59%	61%	64%	70%	77%	78%	80%	78%	75%	75%	75%	87%	75%	69%	65%	75%	77%	72%	59%
EDG	54%	54%	56%	65%	69%	73%	70%	65%	69%	74%	72%	91%	74%	69%	67%	74%	77%	79%	67%
FH	30%	29%	24%	27%	30%	30%	30%	29%	24%	28%	27%	26%	29%	26%	26%	27%	26%	26%	20%
HAR								71%	68%	69%	66%	67%	70%	66%	67%	71%	78%	74%	70%
LC	45%	49%	47%	58%	60%	61%	62%	63%	60%	64%	63%	56%	53%	50%	47%	55%	60%	59%	49%
EDW	21%	24%	31%	35%	39%	44%	39%	39%	38%	37%	35%	36%	36%	35%	31%	37%	48%	46%	39%
PreK																57%	43%	48%	
District	33%	35%	35%	41%	44%	46%	46%	46%	47%	48%	46%	48%	46%	43%	42%	49%	53%	52%	44%


# Educational Benefits School Trend



# Educational Benefits by School



# Questions and Discussion



Agenda Topic: Canvass of Election Results  
Meeting Date: November 12, 2025  
Contact Person: Mechelle Tessem

---

Background:

The results of the school district general and special elections held on November 4, 2025, have been prepared by the Ramsey County Elections Office and are included for review by the school board. The board is required to adopt the resolution of the canvass of votes.

---

Recommendation:

It is recommended that the school board adopt the resolution canvassing returns of votes of the school district general and special elections held on November 4, 2025.

Action Required

Informational – No Board Action Requested

Abstract of Votes Cast  
Independent School District No. 623 (ROSEVILLE)  
State of Minnesota  
at the Municipal and School District General Election  
Held Tuesday, November 4, 2025

Compiled from the Official Returns.

Summary of Totals  
Independent School District No. 623 (ROSEVILLE)  
Tuesday, November 4, 2025 Municipal and School District General Election

**KEY TO PARTY ABBREVIATIONS**

NP - Nonpartisan

School Board Member At Large (ISD #623) (Elect 3)

NP Geida Cleveland 7698	NP Karl Crump 2279	NP Mannix Clark 7618	NP Michelle Morse-Wendt 8202	WI WRITE-IN 323
-------------------------------	--------------------------	----------------------------	------------------------------------	-----------------------

SCHOOL DISTRICT QUESTION 1 (ISD #623)

NP YES 7139	NP NO 3457
-------------------	------------------

Detail of Election Results  
 Independent School District No. 623 (ROSEVILLE)  
 Tuesday, November 4, 2025 Municipal and School District General Election

Office Title: School Board Member At Large (ISD #623) (Elect 3)

Precinct	NP Geida Cleveland	NP Karl Crump	NP Mannix Clark	NP Michelle Morse- Wendt	WI WRITE-IN
62 0060 : FALCON HEIGHTS P-1	502	91	470	518	9
62 0070 : FALCON HEIGHTS P-2	593	109	557	632	20
62 8205 : ISD 623-LITTLE CANADA P-1 ROSEVILLE AREA MIDDLE SC	181	93	192	202	11
62 8413 : ISD 623-ROSEVILLE P-07 CENTRAL PARK ELEMENTARY	428	140	423	469	1
62 8892 : ISD 623-LAUDERDALE P-1 LAUDERDALE CITY HALL	292	73	278	300	9
62 8893 : ISD 623-MAPLEWOOD P-01 EDGERTON ELEMENTARY SCHOOL	222	108	205	243	8
62 9041 : ISD 623-ROSEVILLE P-03 ADVENT LUTHERAN CHURCH	777	210	784	811	34
62 9042 : ISD 623-ROSEVILLE P-04 NORTH HEIGHTS LUTHERAN CH	575	203	582	628	38
62 9043 : ISD 623-ROSEVILLE P-05 ST. CHRISTOPHER'S EPISCOPAL	518	149	499	559	14
62 9044 : ISD 623-ROSEVILLE P-06 PRINCE OF PEACE LUTHERAN	597	168	615	638	21
62 9045 : ISD 623-ROSEVILLE P-08 ANPETU TECA EDUCATION CTR	670	124	659	687	23
62 9046 : ISD 623-ROSEVILLE P-09 RAMSEY CO LIBRARY-ROSEVILLE	401	110	409	423	13
62 9047 : ISD 623-ROSEVILLE P-10 ROSEVILLE LUTHERAN CHURCH	508	131	498	537	8
62 9050 : ISD 623-MAPLEWOOD P-02 EDGERTON ELEMENTARY SCHOOL	237	122	239	272	15
62 9428 : ISD 623-LITTLE CANADA P-2 LITTLE CANADA ELEMENTARY	269	159	276	289	38
62 9429 : ISD 623-LITTLE CANADA P-3 LITTLE CANADA CITY CTR	190	85	184	197	31
62 9430 : ISD 623-SHOREVIEW P-1 LUTH CHURCH OF RESURRECTION	334	81	344	357	6

Detail of Election Results  
 Independent School District No. 623 (ROSEVILLE)  
 Tuesday, November 4, 2025 Municipal and School District General Election

Office Title: School Board Member At Large (ISD #623) (Elect 3)

Precinct	NP	NP	NP	NP	WI
	Geida Cleveland	Karl Crump	Mannix Clark	Michelle Morse-Wendt	WRITE-IN
62 9580 : ISD 623-ARDEN HILLS P-1 PRESB CHURCH OF THE WAY	41	9	41	46	0
62 9581 : ISD 623-ROSEVILLE P-11 GALILEE EVANGENLICAL LUTHER	363	114	363	394	24
<b>Total:</b>	<b>7698</b>	<b>2279</b>	<b>7618</b>	<b>8202</b>	<b>323</b>

Office Title: SCHOOL DISTRICT QUESTION 1 (ISD #623)

Precinct	NP	NP
	YES	NO
62 0060 : FALCON HEIGHTS P-1	518	141
62 0070 : FALCON HEIGHTS P-2	611	188
62 8205 : ISD 623-LITTLE CANADA P-1 ROSEVILLE AREA MIDDLE SC	179	116
62 8413 : ISD 623-ROSEVILLE P-07 CENTRAL PARK ELEMENTARY	383	211
62 8892 : ISD 623-LAUDERDALE P-1 LAUDERDALE CITY HALL	282	104
62 8893 : ISD 623-MAPLEWOOD P-01 EDGERTON ELEMENTARY SCHOOL	185	161
62 9041 : ISD 623-ROSEVILLE P-03 ADVENT LUTHERAN CHURCH	731	292
62 9042 : ISD 623-ROSEVILLE P-04 NORTH HEIGHTS LUTHERAN CH	509	294
62 9043 : ISD 623-ROSEVILLE P-05 ST. CHRISTOPHER'S EPISCOPAL	484	235
62 9044 : ISD 623-ROSEVILLE P-06 PRINCE OF PEACE LUTHERAN	537	287
62 9045 : ISD 623-ROSEVILLE P-08 ANPETU TECA EDUCATION CTR	592	212

Detail of Election Results  
 Independent School District No. 623 (ROSEVILLE)  
 Tuesday, November 4, 2025 Municipal and School District General Election

Office Title: SCHOOL DISTRICT QUESTION 1 (ISD #623)

Precinct	NP YES	NP NO
62 9046 : ISD 623-ROSEVILLE P-09 RAMSEY CO LIBRARY-ROSEVILLE	372	185
62 9047 : ISD 623-ROSEVILLE P-10 ROSEVILLE LUTHERAN CHURCH	446	215
62 9050 : ISD 623-MAPLEWOOD P-02 EDGERTON ELEMENTARY SCHOOL	228	166
62 9428 : ISD 623-LITTLE CANADA P-2 LITTLE CANADA ELEMENTARY	245	200
62 9429 : ISD 623-LITTLE CANADA P-3 LITTLE CANADA CITY CTR	168	126
62 9430 : ISD 623-SHOREVIEW P-1 LUTH CHURCH OF RESURRECTION	318	129
62 9580 : ISD 623-ARDEN HILLS P-1 PRESB CHURCH OF THE WAY	47	6
62 9581 : ISD 623-ROSEVILLE P-11 GALILEE EVANGENLICAL LUTHER	304	189
<b>Total:</b>	<b>7139</b>	<b>3457</b>

We, the school board members of Independent School District No. 623 (ROSEVILLE), certify that we have canvassed the returns of the Municipal and School District General Election held on Tuesday, November 4, 2025 and have herein specified the names of any candidates receiving votes and the number of votes received by each candidate, and have herein specified the number of votes for and against any ballot questions voted on in this election.

As appears by the returns of the election precincts voting in this election, duly returned to, filed, opened, and canvassed, and now remaining on file in the office of the clerk of Independent School District No. 623 (ROSEVILLE).

Witness our official signature at \_\_\_\_\_ in \_\_\_\_\_ County this \_\_\_\_\_ day of \_\_\_\_\_, 2025.

\_\_\_\_\_  
School Board Member

\_\_\_\_\_  
School Board Member

\_\_\_\_\_  
School Board Member

\_\_\_\_\_  
School Board Member

\_\_\_\_\_  
School Board Member

\_\_\_\_\_  
School Board Member

\_\_\_\_\_  
School Board Member

State of Minnesota  
Independent School District No. 623 (ROSEVILLE)

I, \_\_\_\_\_, Clerk of the Independent School District No. 623 (ROSEVILLE) do hereby certify the within and foregoing \_\_\_\_\_ pages to be a full and correct copy of the original abstract and return of the votes cast in the Independent School District No. 623 (ROSEVILLE) Municipal and School District General Election held on Tuesday, November 4, 2025.

Witness my hand and official seal of office this \_\_\_\_\_ day of \_\_\_\_\_, 2025.

\_\_\_\_\_

EXTRACT OF MINUTES OF MEETING  
OF THE SCHOOL BOARD  
OF INDEPENDENT SCHOOL DISTRICT NO. 623  
(ROSEVILLE AREA SCHOOLS)  
STATE OF MINNESOTA

Pursuant to due call and notice thereof, a regular meeting of the School Board of Independent School District No. 623 (Roseville Area Schools), State of Minnesota, was duly held in the School District on November 12, 2025, at 6 o'clock 30.m. for the purpose, in part, of canvassing its general and special elections.

The following members were present:

and the following were absent:

Member \_\_\_\_\_ moved the adoption of the following resolution:

**RESOLUTION CANVASSING RETURNS  
OF VOTES OF SCHOOL DISTRICT GENERAL AND SPECIAL ELECTIONS**

BE IT RESOLVED by the School Board of Independent School District No. 623, State of Minnesota, as follows:

1. It is hereby found, determined and declared that the general and special elections of the voters of this School District held on November 4, 2025, was in all respects duly and legally called and held.

2. As specified in the attached Abstract and Return of Votes Cast, at said general election a total of 10,708 voters of the School District voted on the election of three (3) school board members for four (4) year term vacancies on the board caused by the expiration of term on the first Monday in January next following the general election as follows:

Geida Cleveland

7,698

Karl Crump	2,279
Mannix Clark	7,618
Michelle Morse-Wendt	8,202
Write-In	323

3. Michelle Morse-Wendt, Geida Cleveland, and Mannix Clark, having received the highest number of votes, are elected to four (4) year terms beginning the first Monday in January, 2026.

4. As specified in the attached Abstract and Return of Votes Cast, at said special election a total of 10,708 voters of the School District voted on the question of approving a capital project levy authorization to fund technology for taxes payable in 2026 and thereafter (SCHOOL DISTRICT QUESTION 1), of which 7,139 voted in favor, 3,457 voted against the same. Said proposition, having received the approval of at least a majority of such votes, is hereby declared to have carried.

3. The Clerk is hereby directed to certify the results of the election to the County Auditor of each county in which the School District is located in whole or in part and the Commissioner of Education.

The motion for the adoption of the foregoing resolution was duly seconded by Member \_\_\_\_\_ and upon vote being taken thereon, the following voted in

favor thereof:

and the following voted against the same:

whereupon said resolution was declared duly passed and adopted.



