



Agenda
Regular School Board
Meeting
Tuesday, October 24,
2023
6:30 PM

1. Call to Order, Roll Call
2. Agenda Adjustments
3. Announcements, Comments, Recognitions
 - 3.a. Jenny Eckman and Parkview Center School Students
4. Summary of Community Input Received for Action Items
5. Consent Agenda
 - 5.a. Minutes - Board Meeting of October 12, 2023
 - 5.b. Payment of Bills
 - 5.c. Personnel - Resignations, Appointments, Reductions
 - 5.d. Gifts
 - 5.e. Minnesota State High School League Foundation Applications
6. Reports and Non-Action Items
 - 6.a. Enrollment and Demographic Report
Speaker(s): Jake Von De Linde, Melissa Sonnek, Lourdes Flores-Hanson, Jen Krueger, and Delon Smith
7. Action Items
 - 7.a. Set Closed Session to Discuss Labor Negotiations Strategy
Speaker(s): Chair Curtis Johnson
8. Study Session Report
Speaker(s): Clerk Todd Anderson
9. Board Reports
Speaker(s): Board Members
10. Superintendent's Report
Speaker(s): Superintendent Jenny Loeck
11. Adjournment

MINUTES OF THE REGULAR MEETING, SCHOOL BOARD, INDEPENDENT
SCHOOL DISTRICT NO. 623, 1251 West County Road B2, Roseville, MN 55113

October 12, 2023

Acting Chair Todd Anderson called the school board meeting to order at 6:30 p.m. Board members present: Todd Anderson, Mike Boguszewski, Rose Chu, Mannix Clark, Kitty Gogins. Board members absent: Curtis Johnson. Also present: Jenny Loeck, superintendent of schools, and approximately ten other visitors or staff who attended all or part of the meeting.

Announcements, Comments, Recognitions. Treasurer Chu read a land acknowledgment to begin the meeting.

Summary of Community Input Received for Action Items. The board has received community input regarding safety and security.

- (13) Consent Agenda. Gogins moved, Clark seconded acceptance of the consent agenda, including the minutes of the school board meeting on September 26, 2023; payment of bills; resignations, appointments, reductions, adjustments; gifts; a renewal agreement with Loffler Management Solutions Services; copier rental agreements; and the revised Suburban Ramsey Family Collaborative joint powers agreement. Ayes: Anderson, Boguszewski, Chu, Clark, Gogins. Nays: none. Absent: Johnson. Motion carried unanimously.

Midwest and Plains Equity Assistance Center Update. Superintendent Loeck provided an update on the district's partnership with the Midwest and Plains Equity Assistance Center. Roseville Area Schools is working closely with the MAP Center to examine and analyze our equity efforts and explore strategies to sustain those efforts in alignment with the new strategic plan.

- (14) Boguszewski made a motion for an agenda adjustment moving agenda item 8a, Resolution Condemning Antisemitism, to immediately follow agenda item 6a, Midwest and Plains Equity Assistance Center Update. The motion was seconded by Gogins. Ayes: Anderson, Boguszewski, Chu, Clark, Gogins. Nays: none. Absent: Johnson. Motion carried unanimously.
- (15) Resolution Condemning Antisemitism. Chu moved, Gogins seconded adoption of a resolution condemning antisemitism. Ayes: Anderson, Boguszewski, Chu, Clark, Gogins. Nays: none. Absent: Johnson. Motion carried unanimously.
- (16) Closed Session to Consider Educational Data and Potential Student Expulsions. Gogins moved, Boguszewski seconded a motion to enter into a closed session in order to consider educational data and the potential expulsion of two students pursuant to Minnesota Statutes section 13D.05, subdivision 2(a)(3) and section 121A.47, subdivision 5. Ayes: Anderson, Boguszewski, Chu, Clark, Gogins. Nays: none. Absent: Johnson. Motion carried unanimously. The board entered into a closed session at 6:57 p.m.

The regular meeting was reconvened at 7:48 p.m.

- (17) Resolution Expelling a Student. Gogins moved, Clark seconded adoption of a resolution expelling Student 1. Ayes: Anderson, Boguszewski, Chu, Clark, Gogins. Nays: none. Absent: Johnson. Motion carried unanimously.
- (18) Resolution Expelling a Student. Boguszewski moved, Chu seconded adoption of a resolution expelling Student 2. Ayes: Anderson, Boguszewski, Chu, Clark, Gogins. Nays: none. Absent: Johnson. Motion carried unanimously.

Board Reports. Several board members attended a fundraiser for the Roseville Area Schools Foundation. Kitty Gogins and Rose Chu attended an Equity Leadership Advisory Council meeting. Mannix Clark participated in a board retreat with Northeast Metro 916 and attended a Special Education Advisory Council meeting. Rose Chu attended a meeting with district leaders and members of local government, had lunch at a school for MN Thursday, and attended an Association of Metropolitan School Districts meeting. Todd Anderson attended a PTA meeting at Falcon Heights Elementary School.

Superintendent's Report. Superintendent Loeck recognized the Roseville Area Schools Foundation for their generous support for students and staff. She acknowledged Indigenous Peoples Day on October 9. She also congratulated Edgerton Elementary, Emmet D. Williams Elementary, and Falcon Heights Elementary for "beating the odds" by achieving better-than-expected test scores compared to their student populations.

The Acting Chair declared the meeting adjourned at 7:59 p.m.

Signed _____
Clerk

Approved _____
Chair

October 12, 2023

MINUTES OF THE CLOSED SESSION, SCHOOL BOARD, INDEPENDENT
SCHOOL DISTRICT NO. 623, 1251 West County Road B2, Roseville, MN 55113

October 12, 2023

Acting Chair Todd Anderson called the closed session to order at 6:57 p.m. in the Fairview Room at Anpétu Têça Education Center. The meeting was closed as permitted by Minnesota Statutes section 13D.05, subdivision 2(a)(3) and section 121A.47, subdivision 5, to consider educational data and the potential expulsion of two students.

Board members present: Todd Anderson, Mike Boguszewski, Rose Chu, Mannix Clark, Kitty Gogins. District staff present: Superintendent Jenny Loeck, Cyndi Arneson, Kenyatta McCarty, Melissa Sonnek, Mechelle Tessem, Niceta Thomas, Shari Thompson, Jake Von De Linde, Jen Wilson.

The Acting Chair adjourned the closed session at 7:48 p.m.

Signed

Clerk

Approved

Chair

October 12, 2023

Meeting Date: October 24, 2023

PAYMENT OF BILLS:
-September 16 - September 30, 2023

That bills in the amount of: **\$5,874,007.30** by the following funds be approved:

GENERAL	\$5,197,646.12
FOOD SERVICE	\$229,206.71
COMMUNITY SERVICE	\$260,612.96
BUILDING FUND	\$126,939.27
DEBT FUND	\$0.00
READING RECOVERY	\$0.00
AMSD	\$13,051.03
OPEB DEBT	\$0.00
DENTAL INS FUND	\$34,832.23
NO SUBURBAN COLLABORATIVE	\$11,718.98
EXTRA CURRICULAR-STU ACTIVITY	\$2,858.28

RECOMMENDATION:

That above payments are included in check numbers:

WIRE TRANSFERS	202300125	through	202300169
CHECKS	350270	through	350598
CAPITAL ONE AP CHECKS	7905	through	7969
ACH A/P	232410185	through	232410274

PAYMENT DISTRIBUTION BY FUND:

	GENERAL	FOOD SERVICE	COMMUNITY SERVICE	BUILDING CONSTRUCT	DEBT FUND	Delta Dental Self Insured	28-RR Fiscal Agent	29-AMSD Fiscal Agent	OPEB	N SUB COLL/ SCHLSHP	EXTRA CURR-STU ACTIVITY	TOTAL DISBURSEMENTS
WIRE TRANSFERS	\$1,571,142.21	\$34,121.67	\$79,791.96		\$0.00	\$34,832.23		\$3,604.13			\$0.00	\$1,723,492.20
CHECKS	\$1,462,945.16	\$113,648.77	\$21,433.13	\$126,939.27				\$694.67		\$11,718.98	\$2,858.28	\$1,740,238.26
CAPITAL ONE A/P	\$155,350.19	\$14,025.40	\$17,341.17									\$186,716.76
ACH A/P	\$12,499.06	\$1,139.78	\$346.88									\$13,985.72
TRANSFER TO P/R	\$2,001,249.50	\$66,302.89	\$141,714.02					\$8,752.23				\$2,218,018.64
VOID CHECKS	(\$5,540.00)	(\$31.80)	(\$14.20)									(\$5,586.00)
TOTAL	\$5,197,646.12	\$229,206.71	\$260,612.96	\$126,939.27	\$0.00	\$34,832.23	\$0.00	\$13,051.03	\$0.00	\$11,718.98	\$2,858.28	\$5,876,865.58

BOND CONSTRUCTION FUNDS	Sept 1, 2023		Disbursements 9/1 to 9/30	Balance Remaining as of 9/30/23
	Cash & Investments	Revenue 9/1 to 9/30		
	\$9,398,140.92	\$17,082.25	\$219,838.07	\$9,195,385.10

RECOMMENDATION:

The above disbursements include check numbers:

CHECKS Sept. 16 - Sept. 30, 2023	102679	through	102680	\$18,978.35
WIRES		through		\$0.00
VOID CHECKS				\$0.00

Human Resources Information

5-C

Meeting Date

10/24/23

Change in Continuing Contract

Wuerffel, Deborah

Effective Date 10/16/2023

Roseville Area Middle School

English Learner Teacher

Was working a .6 FTE and will now be working a .8 FTE.

Hired-New Licensed Long Term Substitute

Swiggum, Thaddeus

Effective Date 10/03/2023

Parkview Center School

Special Education Teacher

Hired working as a 1.0 FTE Long Term Substitute through 01/12/2024.

Hired-Non-Licensed

Brennan, Monica

Effective Date 10/23/2023

Roseville Area High School

Nutrition Services

Hired working 7 hours per day.

Coleman, Jamonte

Effective Date 10/23/2023

Roseville Area Middle School

Paraprofessional

Hired working 7 hours per day.

Donovan, Caroline

Effective Date 10/23/2023

Brimhall Elementary

Special Education Paraprofessional

Hired working 7 hours per day.

Lindsey-rouse, Kyovanti

Effective Date 10/16/2023

Roseville Area High School

Special Education Paraprofessional

Hired working 7 hours per day.

Human Resources Information

5-C

Meeting Date

10/24/23

Nufio, Maria

Effective Date 10/16/2023

Anpetu Teca Education Center

Nutrition Services

Hired working 3 hours per day.

Vanwey, Andrew

Effective Date 10/16/2023

Brimhall Elementary

Special Education Paraprofessional

Hired working 7 hours per day.

Resignation-Non-Licensed

Brown, Ka'naecia

Effective Date 10/27/2023

Central Park Elementary

Paraprofessional

Resigned effective 10/27/2023.

Kalvig, Katie

Effective Date 10/12/2023

Roseville Area High School

Special Ed/MARSS Secretary

Resigned effective 10/12/2023.

Lewis, David

Effective Date 10/05/2023

Central Park Elementary

Student Success Assistant

Resigned effective 10/05/2023.

Retirement

Sorlien, Rebecca

Effective Date 11/03/2023

Anpetu Teca Education Center

Early Childhood Clerical Support Staff

Retiring effective 11/03/23. Ms. Sorlien worked for the district for 14 years.

Human Resources Information

5-C

Meeting Date

10/24/23

Termination

Owens, Malik

Effective Date 09/28/2023

Districtwide

Custodial Services

Terminated effective 09/28/2023.

Peralez, Gabrielle

Effective Date 10/06/2023

Roseville Area Middle School

Special Education Paraprofessional

Terminated effective 10/06/2023.

Stuart, Mary

Effective Date 10/13/2023

Roseville Area Middle School

Special Education Paraprofessional

Terminated effective 10/13/2023.

GIFTS TO SCHOOLS 2023/24

SCHOOL BUILDING	NAME/ADDRESS OF DONOR	GIFT	USE
Anpétu Téča Education Center	James Foley 2717 Merrill Street Roseville, MN 55113	\$1,000.00	Meals on Wheels
Falcon Heights Elementary School	Charities Aid Foundation America PO Box 4355 Southfield, MI 48037-4355	\$97.01	Student needs
Roseville Area High School	McKenna Smith 1205 Sandhurst Dr W Roseville, MN 55113	\$50.00	Family and Consumer Sciences department
Roseville Area High School	Ruhiyyih Wartchow 1080 Ryan Ave W Roseville, MN 55113	\$34.00	Family and Consumer Sciences department
Roseville Area High School	Toijya Lewis 2725 Lake Shore Little Canada, MN 55117	\$20.00	Family and Consumer Sciences department
Roseville Area High School	Ben Kiely 947 Cromwell Ave Saint Paul, MN 55114	\$50.00	Family and Consumer Sciences department
Roseville Area High School	Timothy Heisel 2787 Western Ave N Roseville, MN 55113	\$10.00	Family and Consumer Sciences department
Roseville Area High School	Mara Stojkovic 1876 Asbury Street Falcon Heights, MN 55113	\$34.00	Family and Consumer Sciences department
Roseville Area High School	Roseville Girls Lacrosse Booster Club 1240 County Rd B2 W Roseville, MN 55113	\$5,415.00	HUDL subscription and new uniforms for girls lacrosse
Roseville Area High School	RAHS Bullpen Baseball Booster Club 1240 County Rd B2 W Roseville, MN 55113	\$11,940.00	Baseball scoreboard accessories

Roseville Area High School	The Dick's Sporting Goods Foundation 354 Court St Coraopolis, PA 15108	\$1,000.00	Boys and girls golf programs
Roseville Area High School	Lavonne Pasiuk, Jeffrey Pasiuk, and Michael Pasiuk 1246 Gresham Ave N Oakdale, MN 55128	\$75.00	Football program
Roseville Area High School	Jose Fischer 1493 Hoyt Ave W Falcon Heights, MN 55108	\$100.00	Weight room
Roseville Area Middle School	Molly Jubert 2898 Dunlap St N Roseville, MN 55113	\$100.00	Music department
Roseville Area Schools	YourCause/Blackbaud - on behalf of Aaron Mastrian 65 Fairchild Street Charleston, SC 29492	\$8.00	District's discretion
Roseville Area Schools	Karen Gill-Gerbig 1753 Fulham St St. Paul, MN 55113	3/4 violin	Instrumental music department

Agenda Topic: Minnesota State High School League Foundation Applications
Meeting Date: October 24, 2023
Contact Person: Andrea Schmidt

Background:

The Minnesota State High School League Foundation assists in the funding of:

- Providing competitive equitable and uniform participation in athletics and fine arts
- Programs at schools, which address sportsmanship and chemical health
- Educational programs for coaches
- Registered Minnesota State High School League contest officials and judges
- State tournaments and programs

Roseville Area High School is submitting a Form A and a Form B application for grant money through the MSHSL Foundation. Grant funds are based on the number of students participating in activities who qualify for educational benefits.

Recommendation:

It is recommended that the board approve the resolution of the governing board supporting the Form A and Form B applications to the Minnesota State High School League Foundation.

Action Required

Informational – No Board Action Requested

FORM A

RESOLUTION OF GOVERNING BOARD SUPPORTING FORM A APPLICATION TO MINNESOTA STATE HIGH SCHOOL LEAGUE FOUNDATION

WHEREAS, the Minnesota State High School League Foundation was formed to provide support for Minnesota's high school youth to participate in athletics and fine arts;

WHEREAS, the Governing Board of Roseville Area Schools recognizes the value of student participation in extracurricular activities; and

WHEREAS, the MSHSL Foundation is offering grants and funding to assist schools in recognizing, promoting and funding extracurricular participation by high school students in athletic and fine arts programs.

THEREFORE, BE IT RESOLVED, that the Governing Board of Roseville Area Schools supports the school's application to the Minnesota State High School League Foundation for a FORM A grant to offset student activity fees.

Click or tap here to enter text.

Date

Board Chair/Head of School

Click or tap here to enter text.

Date

Board Clerk – Treasurer/ Finance Director

FORM B

RESOLUTION OF SCHOOL BOARD/GOVERNING BOARD SUPPORTING FORM B APPLICATION TO MINNESOTA STATE HIGH SCHOOL LEAGUE FOUNDATION

WHEREAS, the Minnesota State High School League Foundation was formed to provide support for Minnesota's high school youth to participate in athletics and fine arts;

WHEREAS, the Governing Board of Roseville Area Schools recognizes the value of student participation in extracurricular activities; and

WHEREAS, the MSHSL Foundation is offering grants and funding to assist schools to provide seminars/training opportunities or support for specific school functions for students/faculty members/officials and others who are involved in athletic and fine arts programs.

THEREFORE, BE IT RESOLVED, that the Governing Board of Roseville Area Schools supports the school's application to the Minnesota State High School League Foundation for a **FORM B** grant.

Click or tap here to enter text.

Date

Board Chair/Head of School

Click or tap here to enter text.

Date

Board Clerk - Treasurer

A RESOLUTION submitted by an Activity Conference or Region Committee must adhere to the same form and context of the School Board Resolution above.

Agenda Topic: Enrollment and Demographic Report
Meeting Date: October 24, 2023
Contact Person: Lourdes Flores-Hanson, Delon Smith, Melissa Sonnek, Niceta Thomas,
Jake Von De Linde

Background:

The following district administrators will provide an overview of enrollment and demographic data:

- Lourdes Flores-Hanson, Multilingual/Dual Language Spanish Immersion Program Administrator
- Jen Krueger, Assistant Director of Student Services
- Delon Smith, Director of Equity and Innovation
- Melissa Sonnek, Assistant Superintendent
- Jake Von De Linde, Director of Student Achievement

The first half of the report will focus on student enrollment as of October 1, 2023. October 1st is an important date as many Minnesota Department of Education funding and accountability mechanisms use October 1st enrollment as a key variable. The report includes enrollment data disaggregated by school, grade, and level, longitudinal data, and average class size.

The second half of the report will cover demographic data. This includes information about the overall diversity of the district, as well as longitudinal data for students receiving English Learner and/or special education services and students receiving educational benefits. District- and school-level data will be presented.

Recommendation:

Action Required

Informational – No Board Action Requested



ROSEVILLE AREA SCHOOLS

2023 Enrollment and Demographic Report

October 24, 2023



District Goals and Key Strategies

#2 Our learners contribute to an equitable, caring society.


- Cultivate student engagement and joy in learning
- Prepare learners to be racially and socially responsive

#3 We are a culturally responsive, inclusive, anti-racist district.

- Ensure educator commitment to anti-racist practices
- Hire and retain a diverse workforce
- Build a culture of belonging where all feel welcome, included, and safe

#4 The community is united behind meeting student needs.

- Build a culture of belonging
- 



Enrollment & Demographic Report



Section 1: Enrollment Report

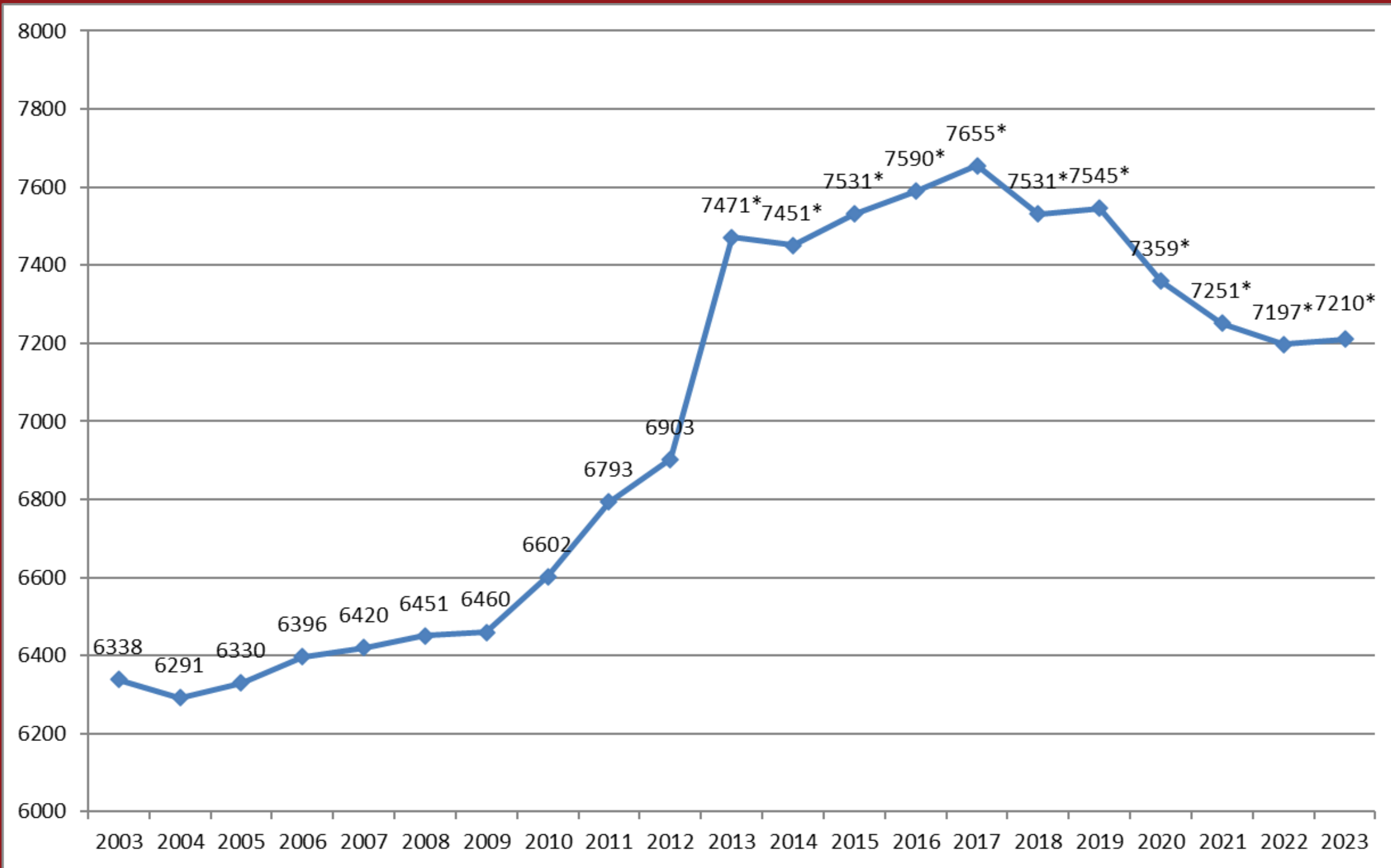
- October 1 Student Enrollment Trends
- Class Size

Section 2: Demographic Report

- Race/Ethnicity
- Multilingual Learners
- Special Education
- Educational Benefits

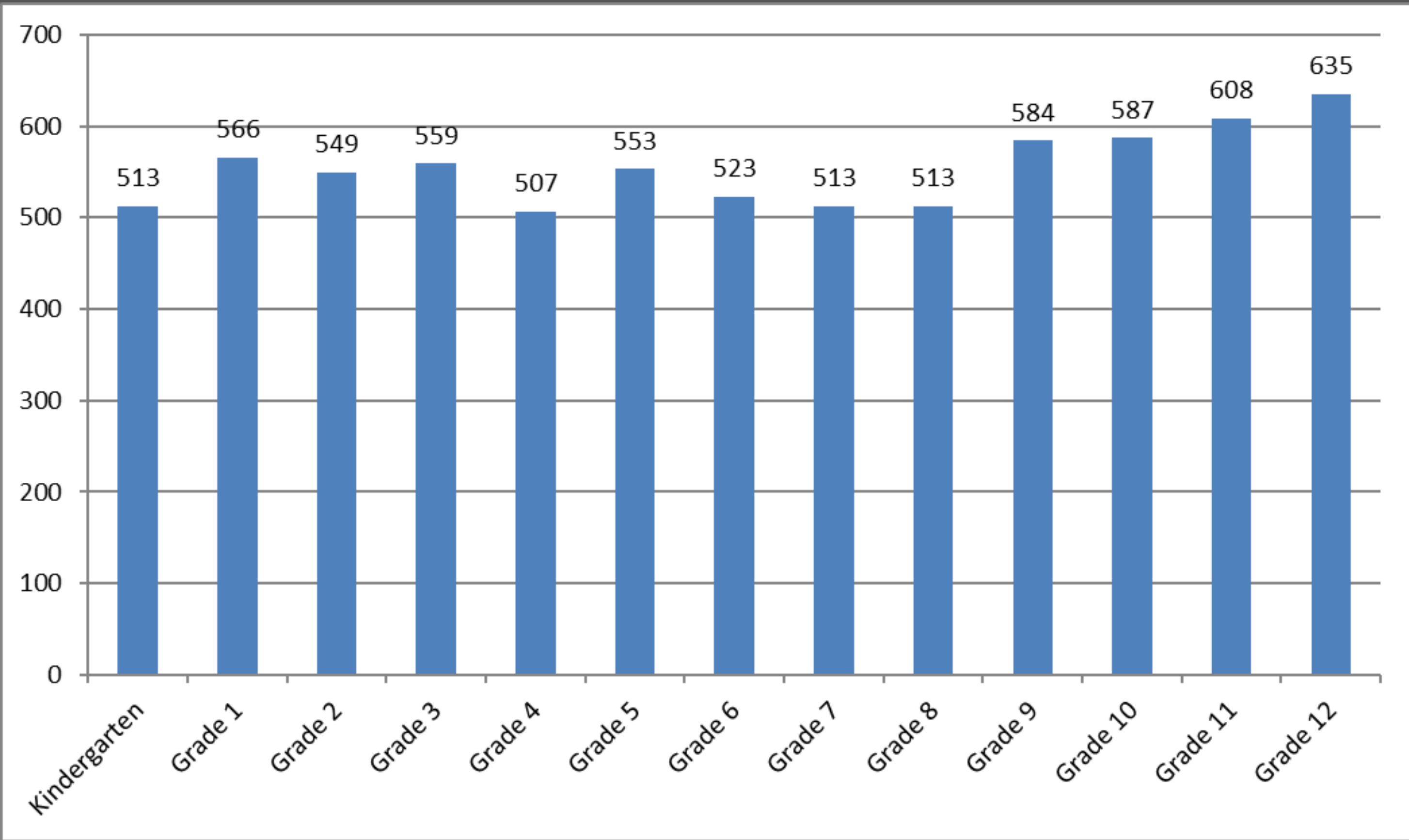
Enrollment



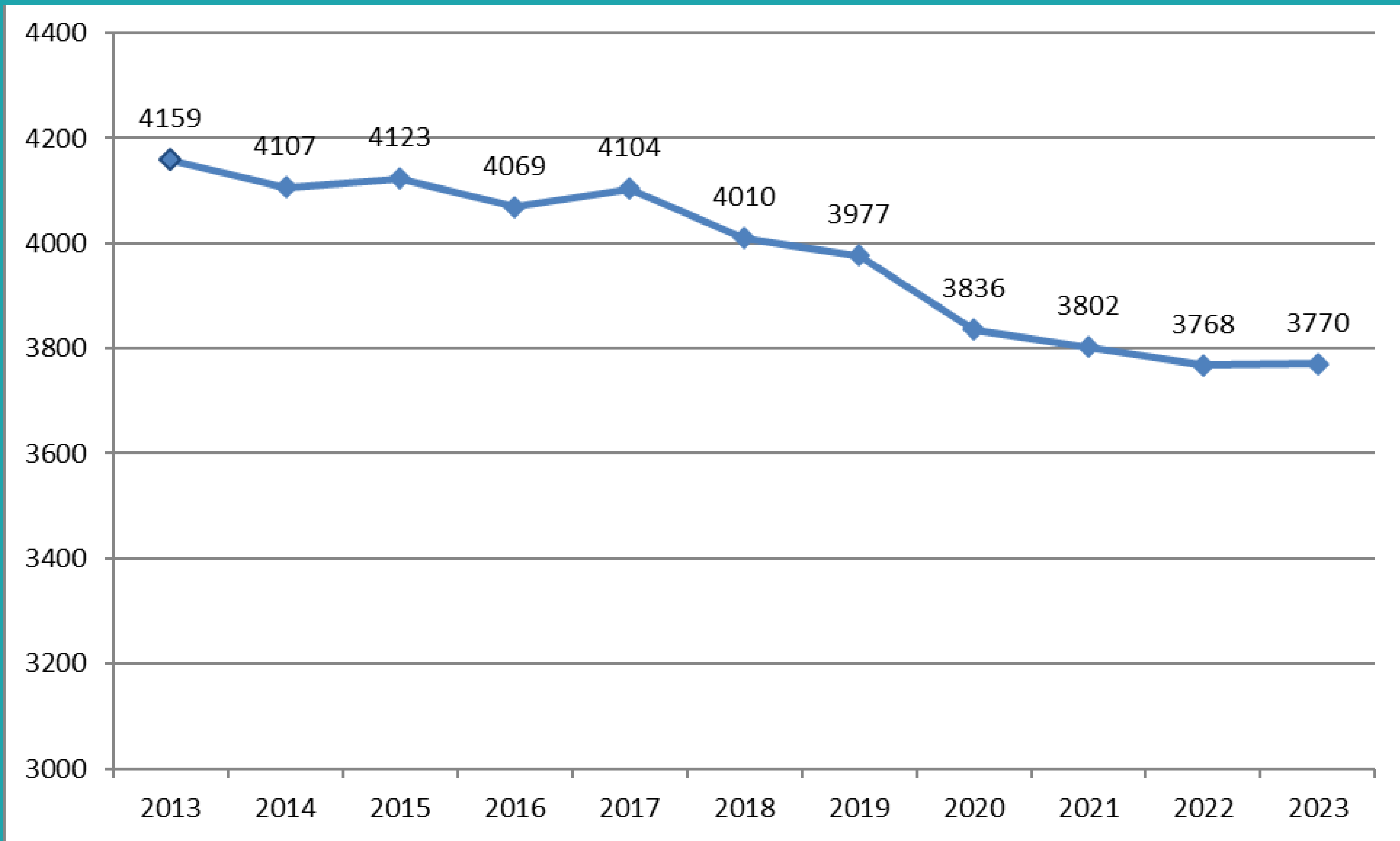


Total Enrollment Trend 2003-2023

*Includes Harambee for 2013-14 and beyond

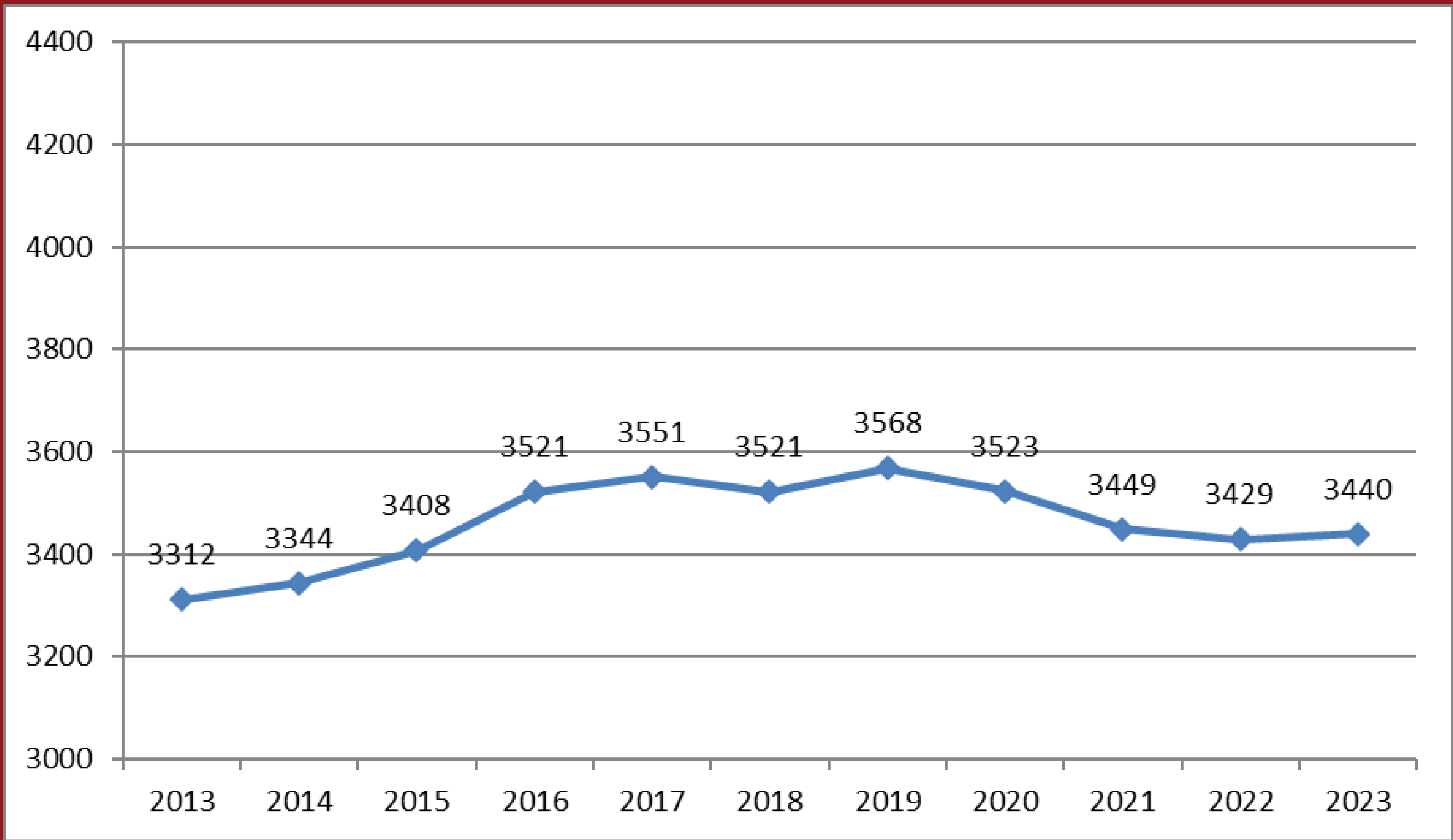


2023 Enrollment by Grade Level

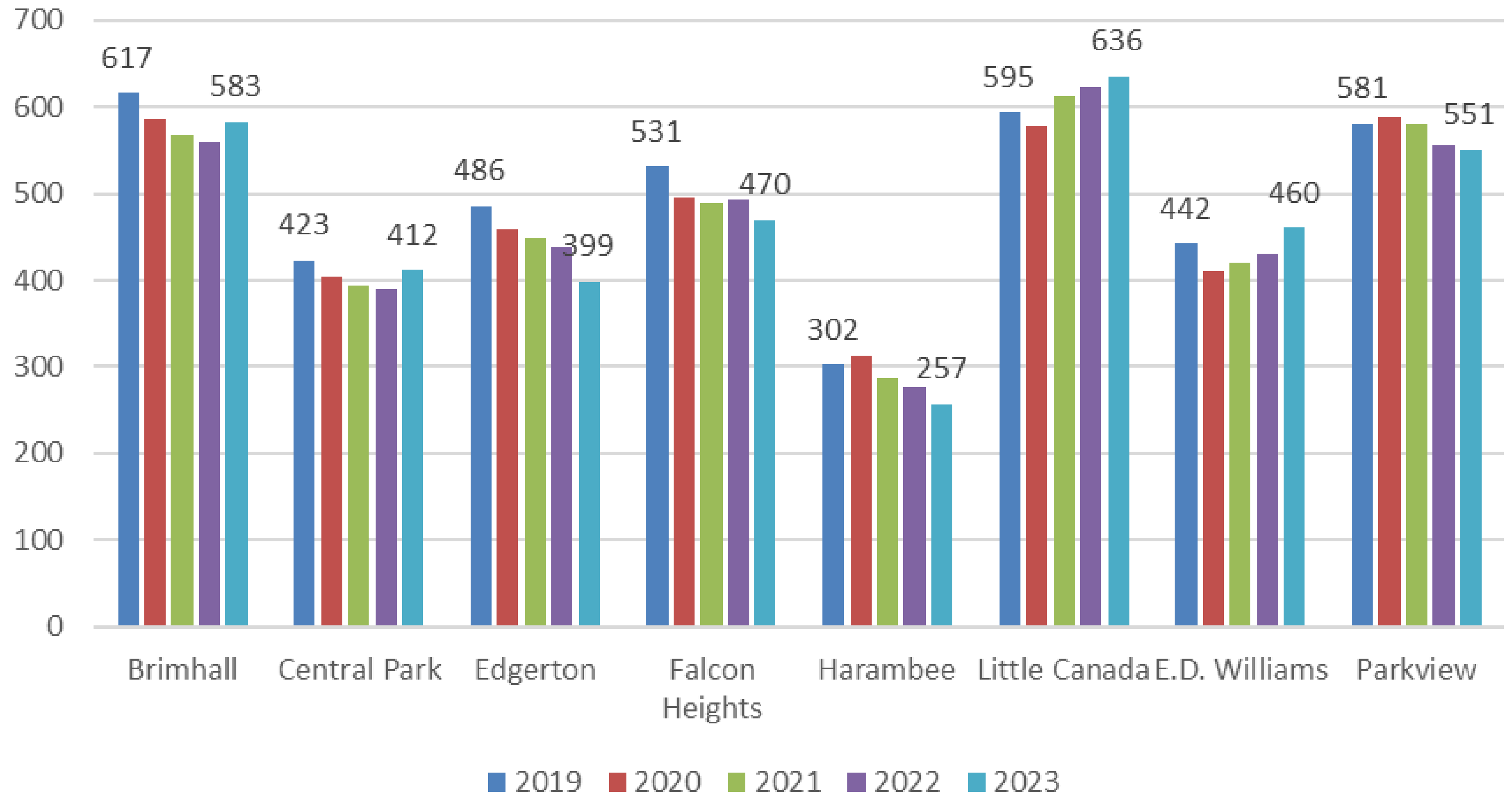


K-6 Enrollment 2013-2023

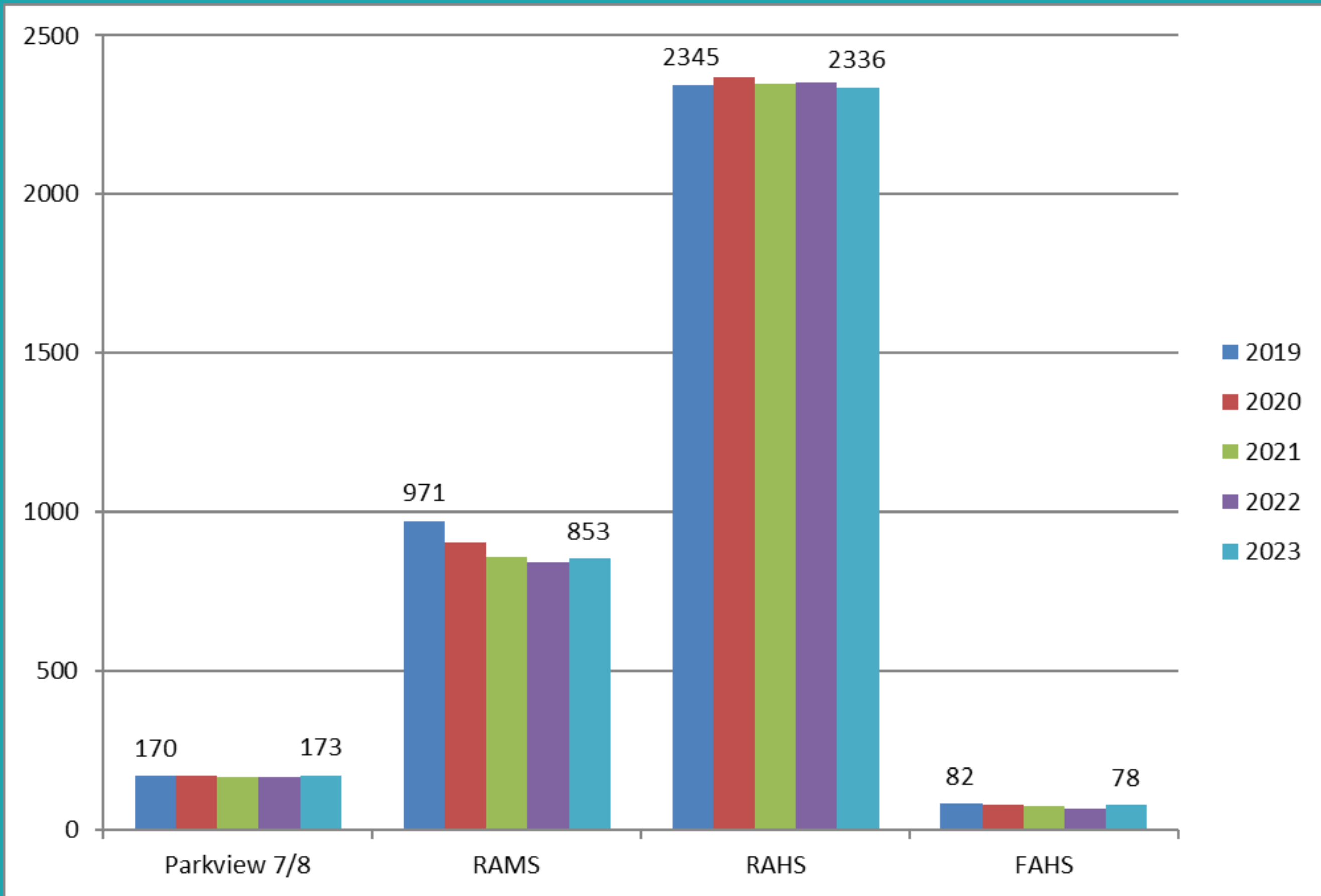
Data includes Harambee Elementary from 2013



7-12 Enrollment 2013-2023



Elementary Building Enrollment Trends



Secondary Building Enrollment Trends

	K	1st	2nd	3rd	4th	5th	6th	Building
Brimhall	23.75	21.5	28	25	26	28	26.67	25.35 / 25.45
Central Park	20.33	17	26.33	20.67	24	27.75	27.75	22.89 / 21.67
Edgerton	20.5	19.67	19.67	28	19.33	22.67	19.33	19.95 / 23.05
Falcon Heights	19	26.33	21.33	23	32	20.33	25.33	22.38 / 24.70
Harambee	21	24	12.5	21	30	21.5	27	21.42 / 20.52
Little Canada	21.5	22.25	24.75	21.2	22.25	24.14	24.14	22.00 / 23.07
E.D. Williams	20	26.67	20.33	25.67	30	33	28.5	25.56 / 25.29
Parkview	18	24.67	25.67	24	26.67	29.33	29.33	21.65 / 25.69
District	18.32	21.36	23.36	26	24.1	26.3	25.51	23.18 / 23.83

2023 Average Class Size - Elementary

Department	# of Sections	Range	Average 2023	Average 2022
Language Arts	33	5-33	26.88	29
Math	33	3-37	27.24	29.21
Science	33	21-34	29.27	29.94
Social Studies	37	21-34	29.24	29.68
Electives	102	16-41	28.75	29.55
TOTAL	238			

2023 Average Class Size Grades 7-8

Department	# of Sections	Range	Average 2023	Average 2022
Language Arts	52	3-36	27.38	30.5
Math	54	9-37	27.67	30.72
Science	47	5-36	27.91	30.84
Social Studies	57	20-36	31.49	33.15
Electives	121	1-40	25.25	26.98
TOTAL	331			

2023 Average Class Size Grades 9-12

	2017-18		2018-19		2019-20		2021-22		2022-23	
	ECSU	Roseville	ECSU	Roseville	ECSU	Roseville	ECSU	Roseville	ECSU	Roseville
Kindergarten	21.2	19.93	20.6	19.57	20.91	20.21	20.3	19.66	20.4	19.71
1st Grade	22.1	21.88	21.73	22.8	21.72	22.2	21.1	23.43	21.8	22.08
2nd Grade	23.4	23.71	23.46	23.05	22.97	23.7	22.8	24.8	22.9	24.85
3rd Grade	24.2	23.74	24.4	24.79	24.18	25.5	23.6	25.11	24.3	24.72
4th Grade	25.6	26.04	25.63	27.3	25.32	26.88	24.6	27.8	25.2	25.93
5th Grade	26.4	26.55	27.06	26.9	26.66	27	25.7	27.47	26.2	26.09
6th Grade	26.7	28.77	26.52	26.35	27.56	28.06	26	28.38	25.8	26
Combo or Ungraded	24.9	24	24.18	25.86	23.79	26	24.3	25.67	23.6	25.07

Roseville vs. ECSU Class Size Elementary



	2017-18		2018-19		2019-20		2021-22		2022-23	
	ECSU	Roseville	ECSU	Roseville	ECSU	Roseville	ECSU	Roseville	ECSU	Roseville
Art	28.14	30.33	30.11	27.5	29.34	32.54	27.1	31.43	27.6	31.27
FACS	28.03	29.9	31.05	27.5	28.98	32.3	28	26.5	28.2	31
Health Education	28.38	29.83	30.12	30.31	29.43	32.82	28.6	30.25	28	27
Language Arts/English	26.64	30.66	27.26	28.97	26.9	31.21	25.5	28.34	25.8	27.77
Math	26.36	27.18	27.1	28.72	26.68	29.25	24.7	25.47	25.4	25.89
Music	32.41	25.33	31.47	23.2	29.96	36.44	26	33.71	27	30.19
Physical Education	30.22	33.45	31.12	31.36	30.31	33.24	29.6	29.97	29.2	30.22
Science	28.79	32	29.87	31.56	29.22	31.03	27.8	29.12	28.1	30.82
Social Studies	28.31	31.85	29.28	31.47	28.96	31.69	27.8	28.6	27.5	30.71
Tech Ed/Comp Science	27.2	28.85	28.63	28.64	29.12	30.54	27.1	29.17	27.1	26.5
World Languages	26.63	30.3	28.19	27.33	27.41	29.88	25.9	26.27	27.3	26.9

Roseville vs. ECSU Class Size Middle School

	2017-18		2018-19		2019-20		2021-22		2022-23	
	ECSU	Roseville	ECSU	Roseville	ECSU	Roseville	ECSU	Roseville	ECSU	Roseville
Art	27.03	31.75	27.87	31.56	26.99	29.75	28.3	29.08	28.1	27.82
FACS	25.72	30.29	27.44	27.11	27.4	31.33	29	31.95	28.1	29.52
Health Education	26.53	30.73	28.08	29	28.67	33.5	29.1	35	29.8	34.4
Language Arts/English	30.8	29.8	29.59	31.67	27.41	30.56	27.7	30.41	27.7	29.88
Math	27.82	28.44	28.43	30.42	27.5	30.74	27.1	30.71	27.6	29.55
Music	28.03	30.14	28.44	30.05	38.94	51.36	34	43.36	32.1	43.18
Physical Education	29.79	32.95	30.69	31.6	30.03	36.63	31	33.61	30.6	31
Science	27.8	29.64	28.72	29.13	29.74	27.56	28.1	29.69	28.2	31.12
Social Studies	29.18	31.75	30.54	32.04	29.18	30.83	29.3	31.59	29.2	33.11
Tech Ed/Comp Science	23.35	25.53	26.59	22.7	24.95	29.12	26.3	30.45	23.8	25.42
World Languages	26.09	25.14	27.5	29.7	26.41	31.3	25.7	30.44	25.9	30.67

Roseville vs. ECSU Class Size High School

Demographic Report





**Preliminary Minnesota Automated Reporting Student System
(MARSS) Reports:
Compensatory Education
Home Language
Enrollment**

Synergy

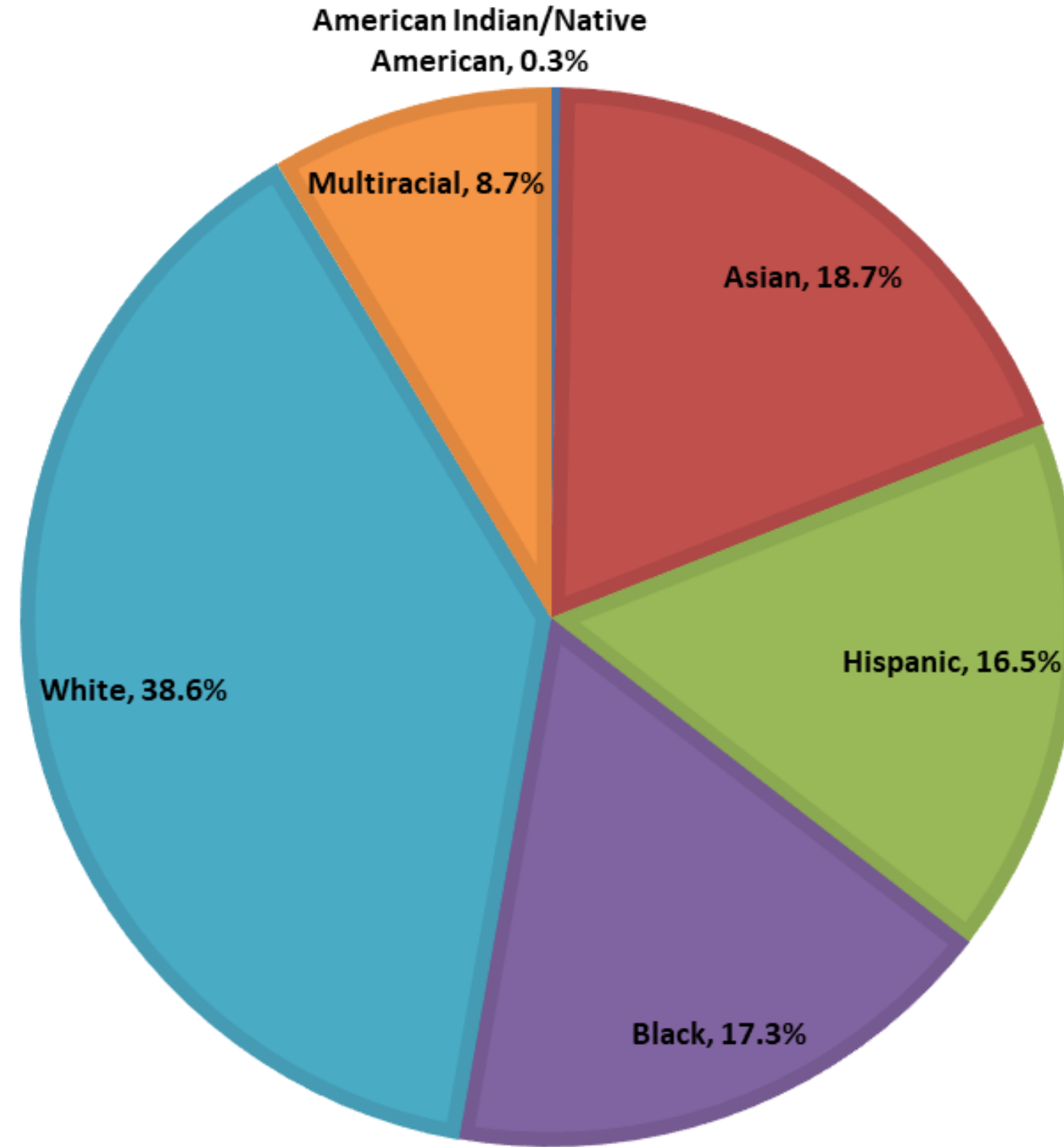
Minnesota Department of Education Data Center

Data Source Notes

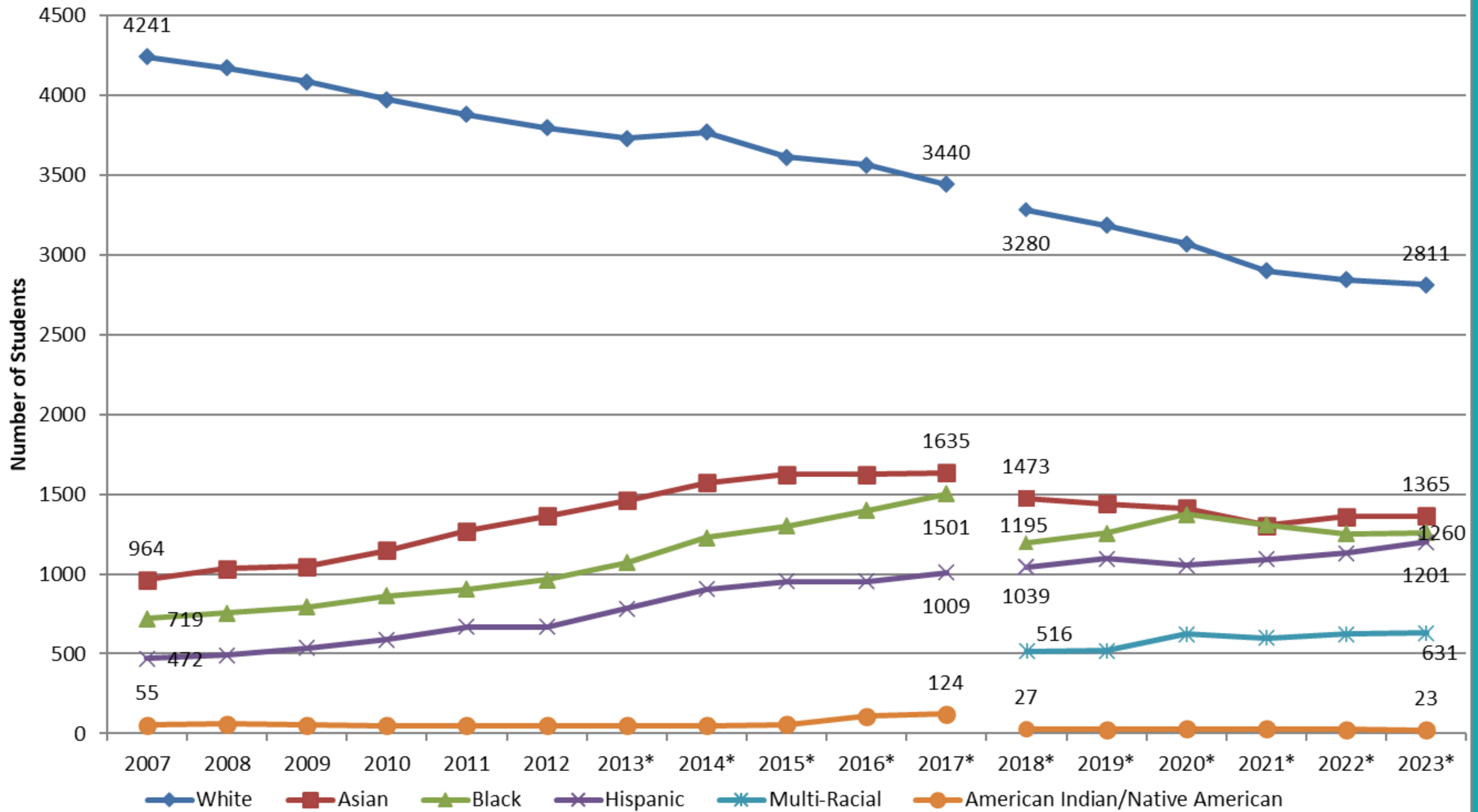
Race/Ethnicity



2023 DISTRICT ENROLLMENT 7,291



Racial/Ethnic Composition



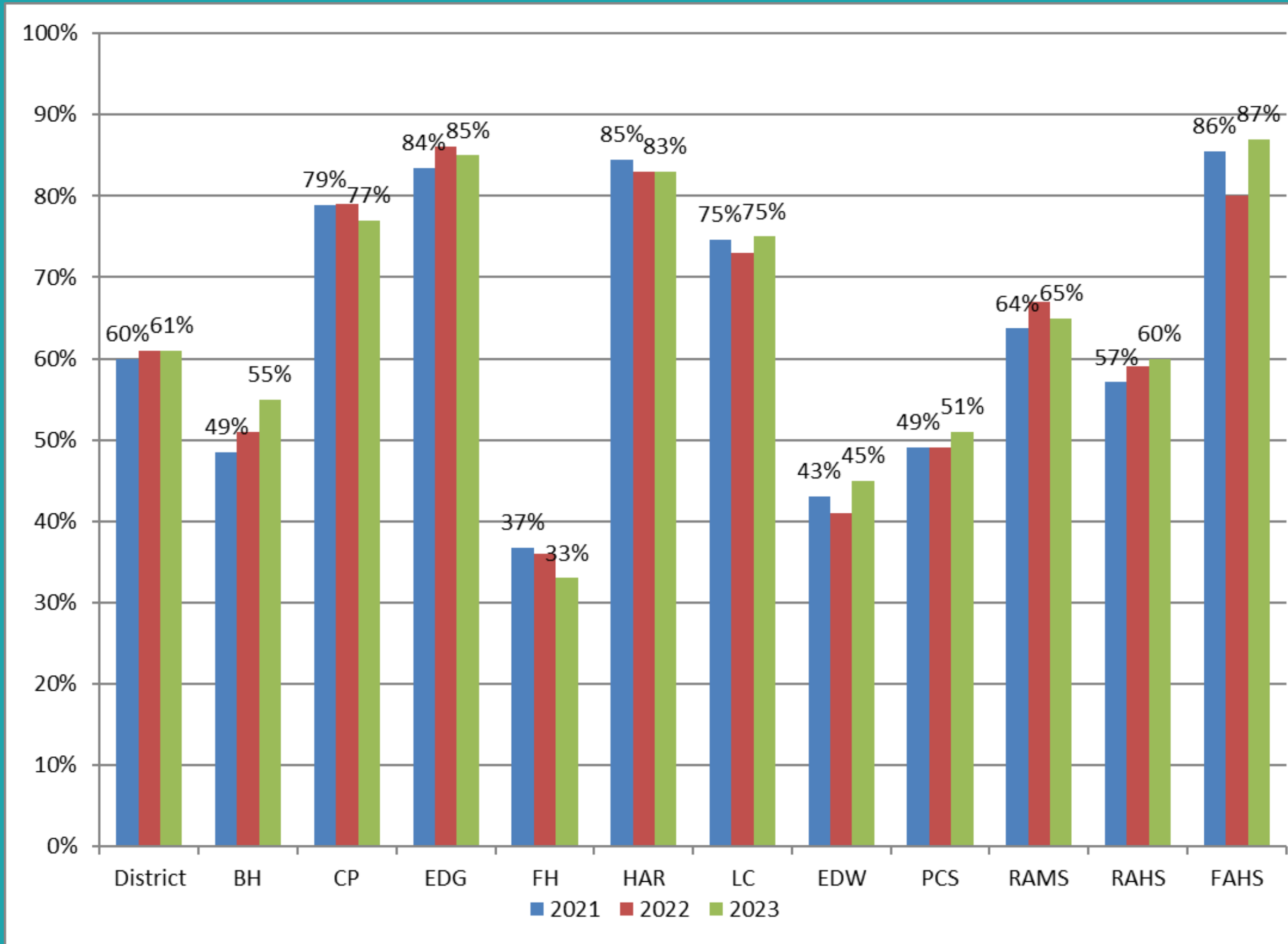
District Enrollment by Race/Ethnicity

Year	American Indian/Native American		Asian/Pacific Islander		Hispanic		Black		Multi-Racial		White		BIPOC		Total
	#	%	#	%	#	%	#	%	#	%	#	%	#	%	#
2000	50	0.8%	679.0	10.4%	187.0	2.9%	423.0	6.5%			5222	79.6%	1339	20.4%	6561
2005	59	0.9%	780	12.3%	359	5.6%	627	9.9%			4505	71.2%	1825	28.8%	6330
2010	51	0.8%	1149	17.3%	590	8.9%	864	13.0%			3973	60.0%	2654	40.0%	6627
2015*	56	0.7%	1623	21.5%	953	12.6%	1302	17.3%			3613	47.9%	3934	52.1%	7547
2020*	29	<1%	1412	18.7%	1054	13.9%	1373	18.2%	624	8.3%	3069	40.6%	4492	59.4%	7561
2021*	28	<1%	1303	18.0%	1093	15.1%	1308	18.1%	598	8.3%	2899	40.1%	4330	59.9%	7229
2022*	27	<1%	1360	18.8%	1129	15.6%	1253	17.3%	622	8.6%	2844	39.3%	4391	60.7%	7235
2023*	23	<1%	1365	18.7%	1201	16.5%	1260	17.3%	631	8.7%	2811	38.6%	4480	61.4%	7291

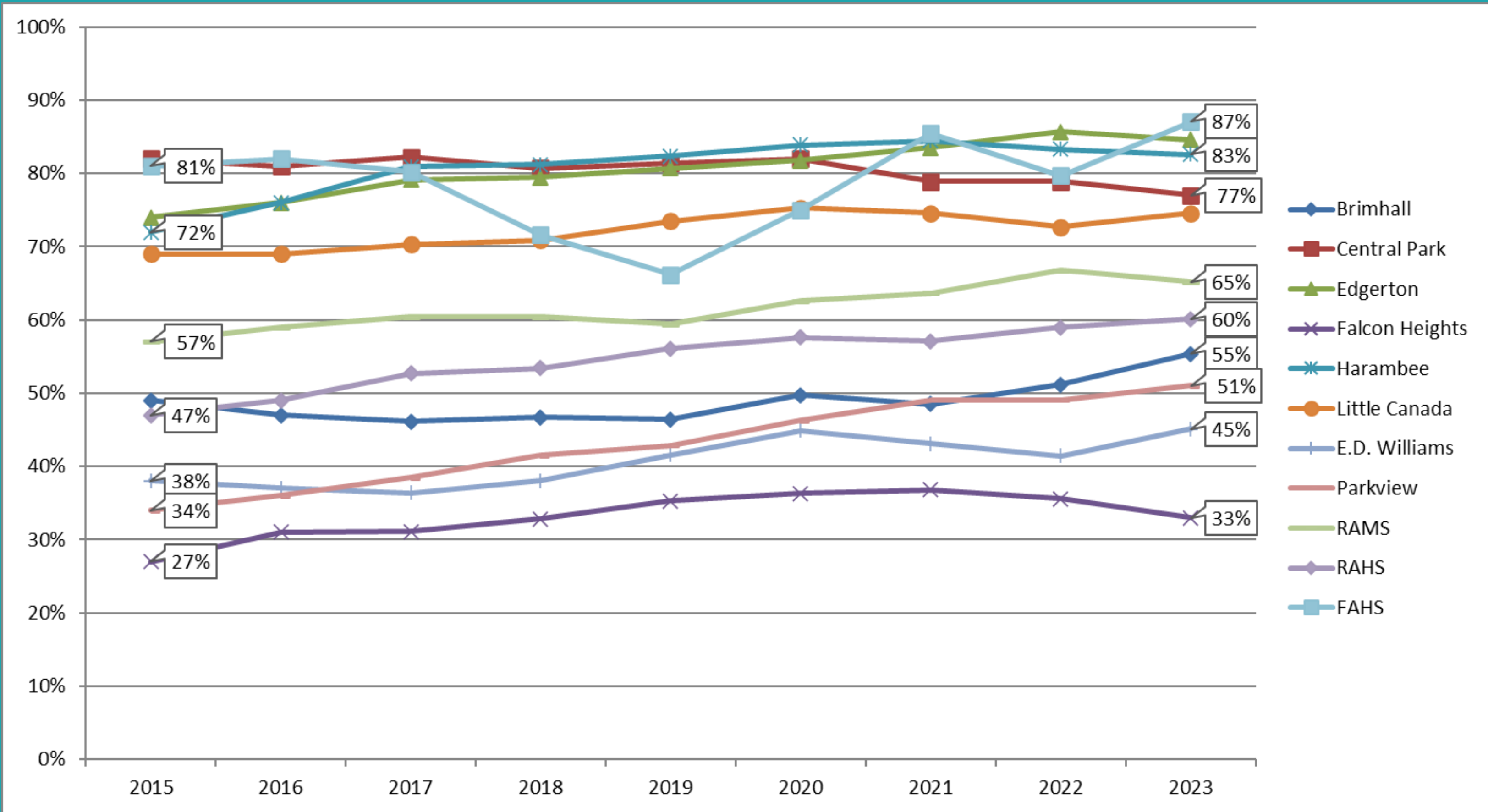
Enrollment Table by Race/Ethnicity

Building	American Indian/Native American		Asian		Hispanic		Black		Multi-Racial		White		Total Enrolled	% BIPOC Students
	#	%	#	%	#	%	#	%	#	%	#	%		
Brimhall	13	2.3%	72	12.9%	56	10.0%	97	17.3%	49	8.8%	273	48.8%	560	51.3%
Central Park	15	3.8%	127	32.6%	39	10.0%	90	23.1%	37	9.5%	82	21.0%	390	79.0%
Edgerton	16	3.7%	218	50.0%	57	13.1%	60	13.8%	23	5.3%	62	14.2%	436	85.8%
Falcon Heights	15	3.0%	30	6.1%	31	6.3%	53	10.8%	44	8.9%	320	64.9%	493	32.9%
Harambee	8	2.6%	69	22.6%	32	10.5%	124	40.7%	26	8.5%	46	15.1%	305	84.9%
Little Canada	25	4.0%	92	14.8%	242	38.8%	71	11.4%	26	4.2%	167	26.8%	623	73.2%
E.D. Williams	14	3.3%	39	9.1%	50	11.7%	48	11.2%	26	6.1%	251	58.6%	428	41.4%
Parkview	9	1.3%	101	14.1%	48	6.7%	126	17.6%	67	9.3%	366	51.0%	717	49.0%
RAMS	24	2.9%	162	19.6%	155	18.7%	144	17.4%	67	8.1%	276	33.3%	828	66.7%
RAHS	47	2.0%	429	18.4%	348	15.0%	411	17.7%	136	5.8%	956	41.1%	2327	58.9%
FAHS	3	4.4%	4	5.9%	26	38.2%	17	25.0%	5	7.4%	13	19.1%	68	80.9%
Total	189	2.6%	1343	18.7%	1084	15.1%	1241	17.3%	506	7.1%	2812	39.2%	7175	60.8%

Race/Ethnicity by Building



BIPOC Students by Building





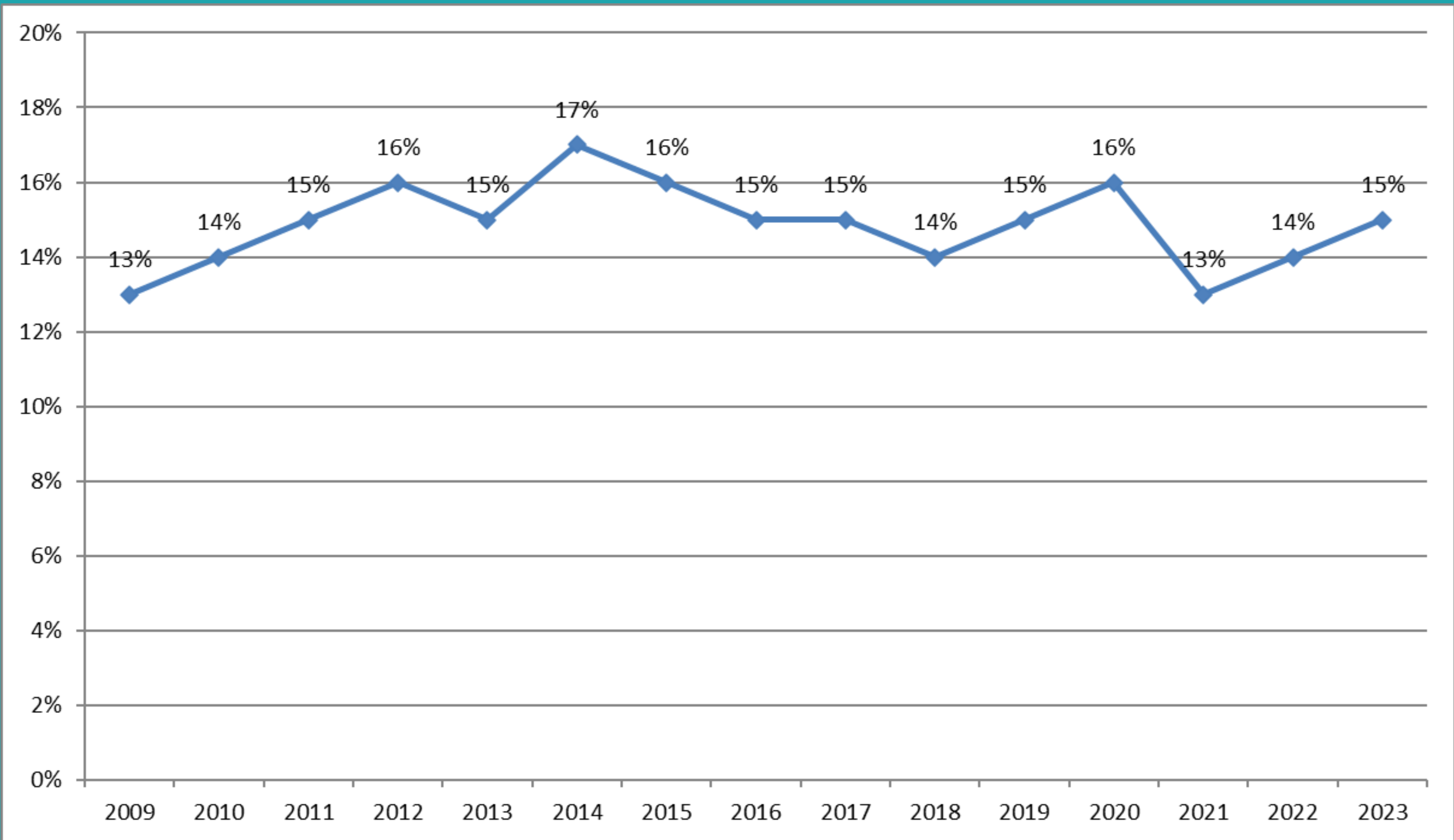
BIPOC Students Trend by Building

District	American Indian		Asian		Native Hawaiian/Pacific Islander		Hispanic		Black		White		Multiracial		Total Enrolled	BIPOC
	#	%	#	%	#	%	#	%	#	%	#	%	#	%	#	%
Austin	53	1	560	10.9	157	3.1	1508	29.5	453	8.8	2207	43.1	178	3.5	5120	56.9
Bloomington	241	2.3	613	5.9	8	0.1	2202	21.3	1960	18.9	4561	44	774	7.5	10361	56
Burnsville	136	1.7	531	6.8	11	0.1	1901	24.3	2340	29.9	2340	29.9	556	7.1	7822	70.1
Centennial	119	1.8	455	6.7	6	0.1	374	5.5	524	7.7	4957	73.3	327	4.8	6764	26.7
Inver Grove Heights	69	2	158	4.6	3	0.1	976	28.4	383	11.1	1567	45.5	282	8.2	3441	54.5
Mounds View	136	1.2	1230	10.4	4	< 0.1	1231	10.4	1373	11.6	6910	58.6	900	7.6	11792	41.4
North St. Paul	291	2.8	2832	27.3	7	0.1	1551	15	1958	18.9	2947	28.4	782	7.5	10368	71.6
Osseo	470	2.3	3310	16	5	< 0.1	2001	9.6	5518	26.6	7992	38.5	1439	6.9	20737	61.5
Robbinsdale	266	2.4	642	5.8	8	< 0.1	1812	16.5	3334	30.3	3832	34.8	1108	10.1	11010	65.2
Roseville	195	2.7	1388	18.9	0	0	1097	14.9	1279	17.4	2877	39.1	520	7.1	7356	60.9
Spring Lake Park	128	2.1	551	9	13	0.2	1098	17.9	892	14.5	3013	49	443	7.2	6143	51
St. Paul	1075	3.3	9445	29.2	18	0.1	4502	13.9	7676	23.8	7302	21.7	2297	7.1	32316	78.3
West St. Paul	91	1.8	173	3.4	3	0.1	1398	27.3	684	13.4	2407	47	352	6.9	5116	53
White Bear Lake	138	1.6	676	7.9	5	0.1	674	7.9	583	6.8	5987	70.1	475	5.6	8543	29.9

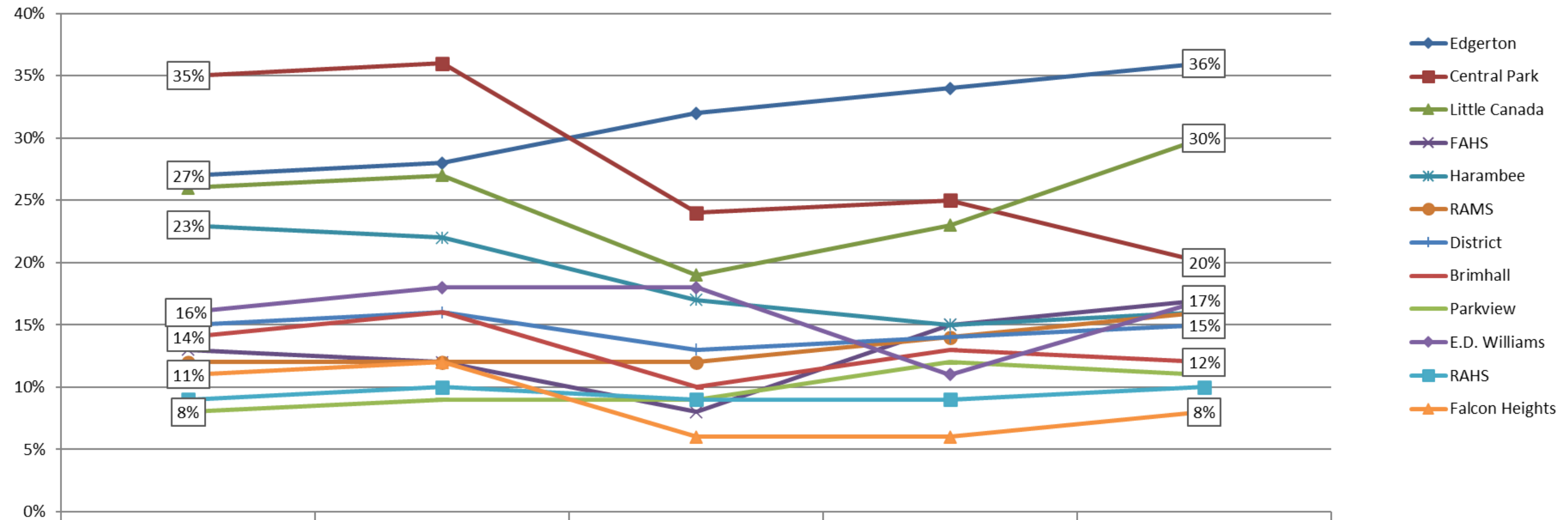
Comparable and Surrounding Districts by Race/Ethnicity

Multilingual Learners



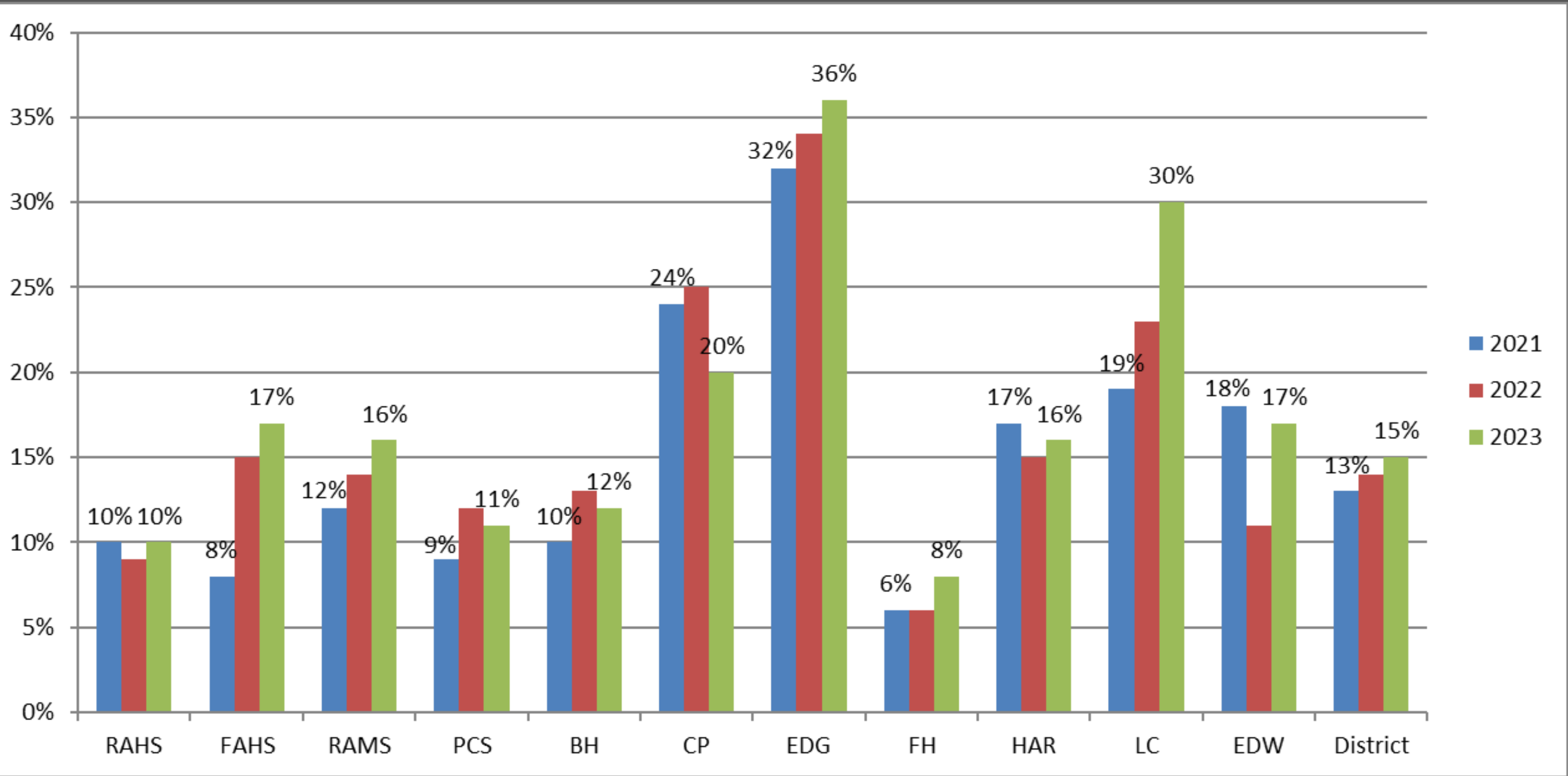


Multilingual Learners District Trend

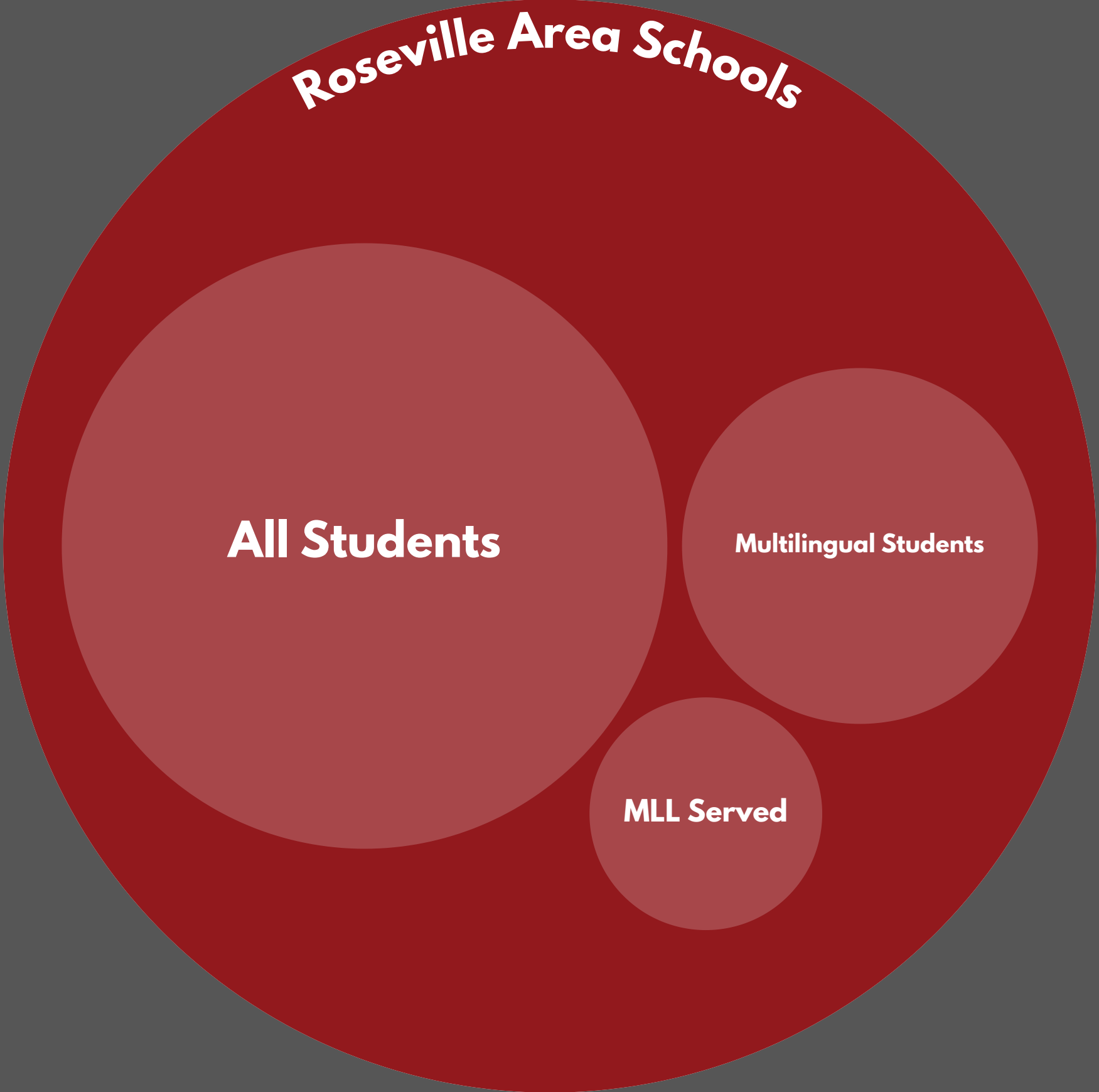


	2019	2020	2021	2022	2023
Edgerton	27%	28%	32%	34%	36%
Central Park	35%	36%	24%	25%	20%
Little Canada	26%	27%	19%	23%	30%
FAHS	13%	12%	8%	15%	17%
Harambee	23%	22%	17%	15%	16%
RAMS	12%	12%	12%	14%	16%
District	15%	16%	13%	14%	15%
Brimhall	14%	16%	10%	13%	12%
Parkview	8%	9%	9%	12%	11%
E.D. Williams	16%	18%	18%	11%	17%
RAHS	9%	10%	9%	9%	10%
Falcon Heights	11%	12%	6%	6%	8%

Multilingual Learners School Trend



Multilingual Learners Enrollment



Languages in Roseville Area Schools

Top Ten Home Languages (other than English)

Spanish	Hmong	Somali	Karen	Nepali	Vietnamese	Oromo	Amharic	Mandarin	Arabic
862	401	272	227	183	73	68	56	52	50
12%	5%	4%	3%	2%	1%	1%	1%	1%	1%


Top Ten Home Languages among MLL Students

Spanish	Hmong	Karen	Somali	Nepali	Oromo	Vietnamese	Arabic	Amharic	Swahili
444	165	107	106	84	29	22	19	17	11
40%	15%	10%	10%	8%	3%	2%	2%	2%	1%


Top Languages Spoken at Home

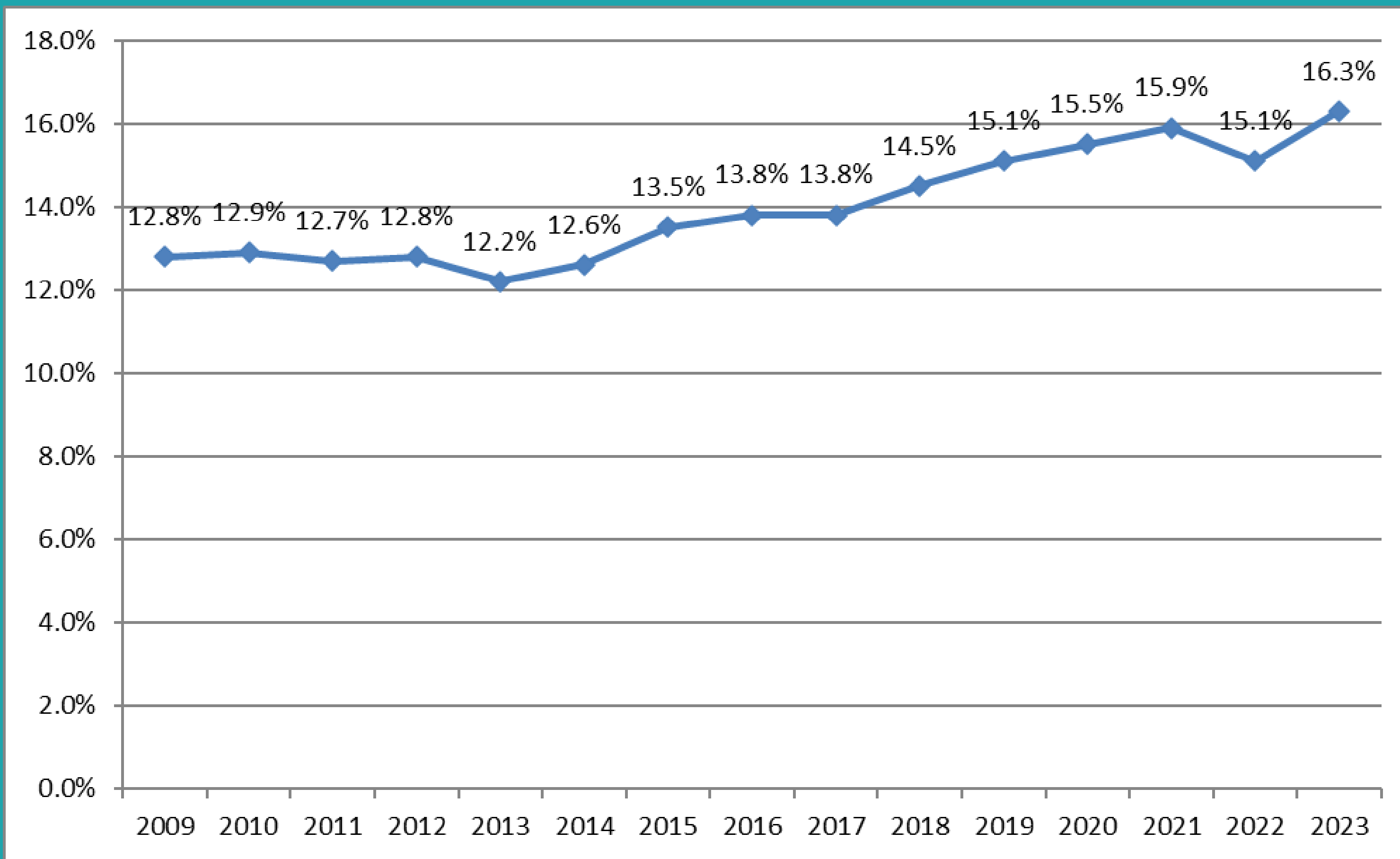
	2023-24	2022-23	2021-22	2020-21	2019-20	2018-19
English	4907	4953	4985	5817	5158	5232
Spanish	862	801	768	832	733	667
Hmong	401	414	381	426	382	396
Somali	272	290	318	307	242	224
Karen	230	241	226	285	257	247
Nepali	183	189	192	241	196	182
Vietnamese	73	74	82	94	82	76
Oromo (Ethiopia, Somalia)	68	86	91	94	77	73
Amharic (Ethiopia)	56	52	49	55	43	40
Mandarin	52	51	48	70	56	64
Arabic	50	51	54	72	57	55
Karenni	21					
Swahili	20	21	23	26	22	21
Korean	19	19	21	29	22	32
Hindi	16	12	11	17	14	13
Tigrinya	15	14	13	<10	<10	<10
Japanese	13	9	16	15	13	9
Burmese	13	14	22	34	29	30
Cambodian, Khmer	10	12	13	14	11	12
German French Thai English, Creolized Twi Portuguese Dakota Dari Farsi Mandingo Ojibwa Tamil Bengali Sign Language, ASL Tagalog Yoruba Anuak Ganda Kazakh Russian Telugu Tibetan Turkish Ukrainian Afrikaans Bantu Bulgarian Cebuano Filipino, Pilipino Gujarati Indonesian Kurdish Latvian Lisu Pashto Polish Ainu Bisaya Bosnian Braj Basha Danish Ewe Fanti Grebo Hausa Ibibio Italian Lao, Laotian Lithuanian Maay Macedonian Malagasy Marathi Samoan Serbian, Herzegovnian, Montenegrin Urdu Yakut Akan Armenian Azerbaijani Cham, Eastern Ebirá Finnish Hungarian Kannada Maasai Malayalam Saurashtra Tamashek	<10	<10	<10	<10	<10	<10

Home Languages Spoken

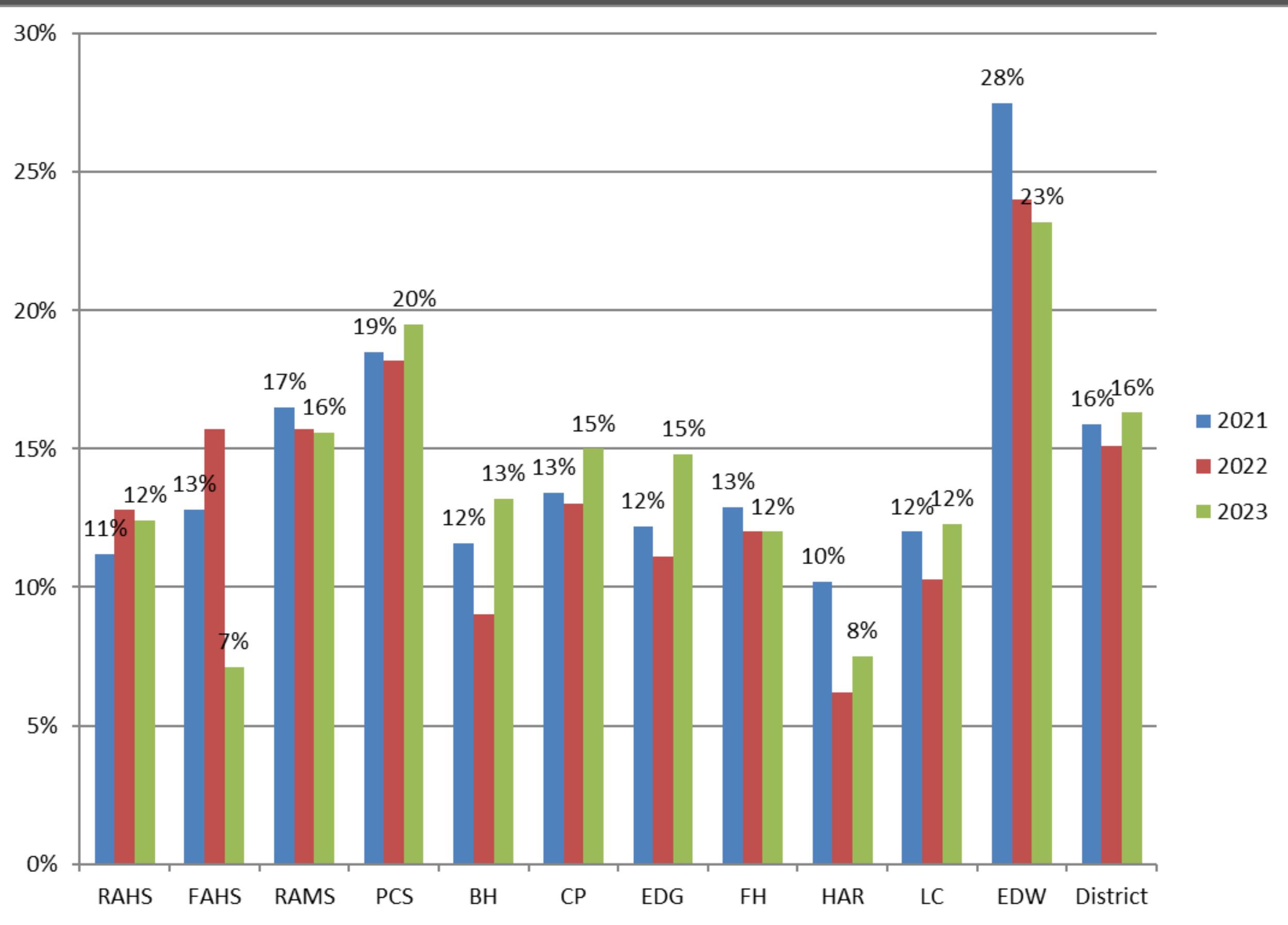


Special Education

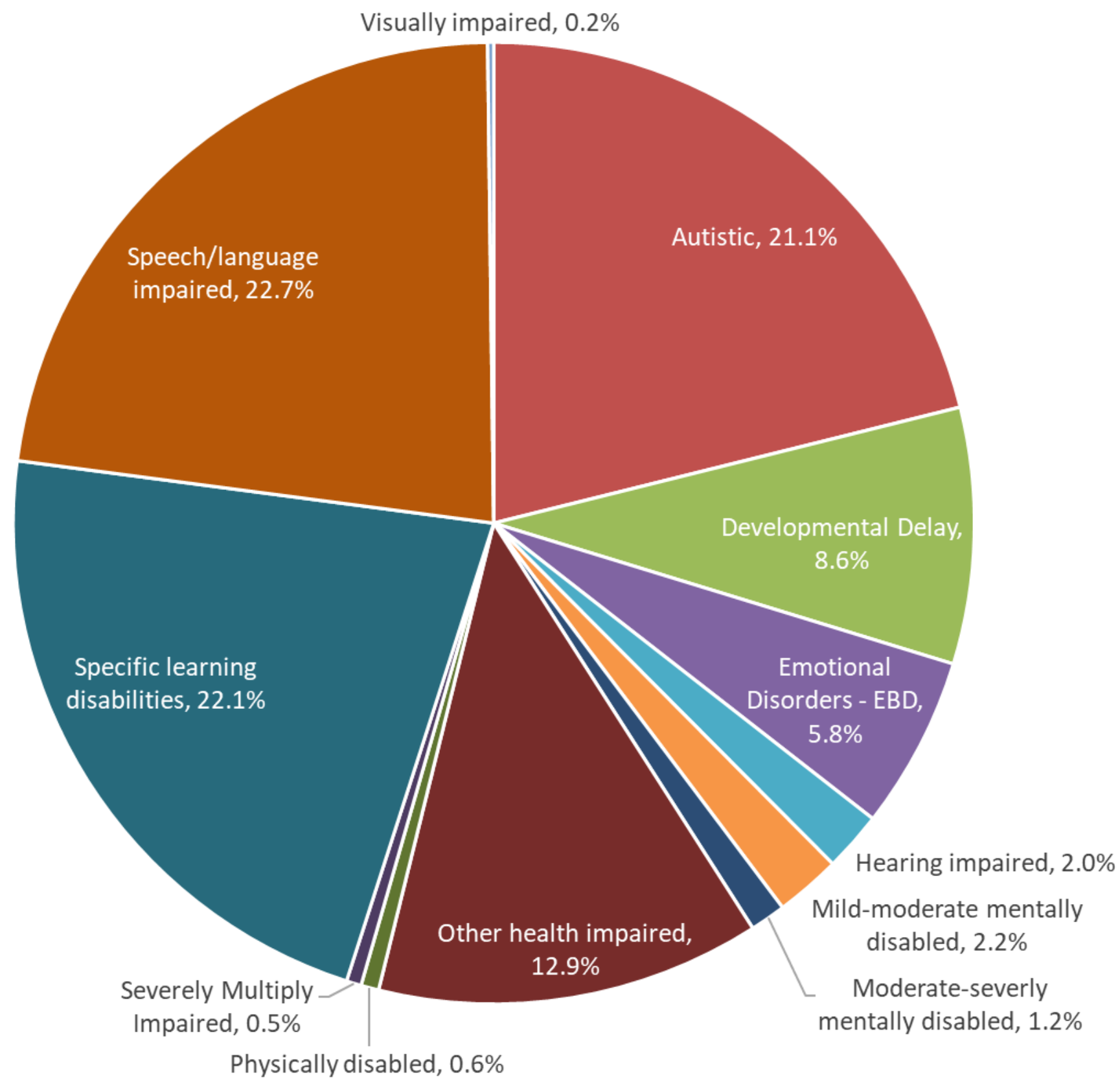




Special Education District Trend



Special Education Enrollment

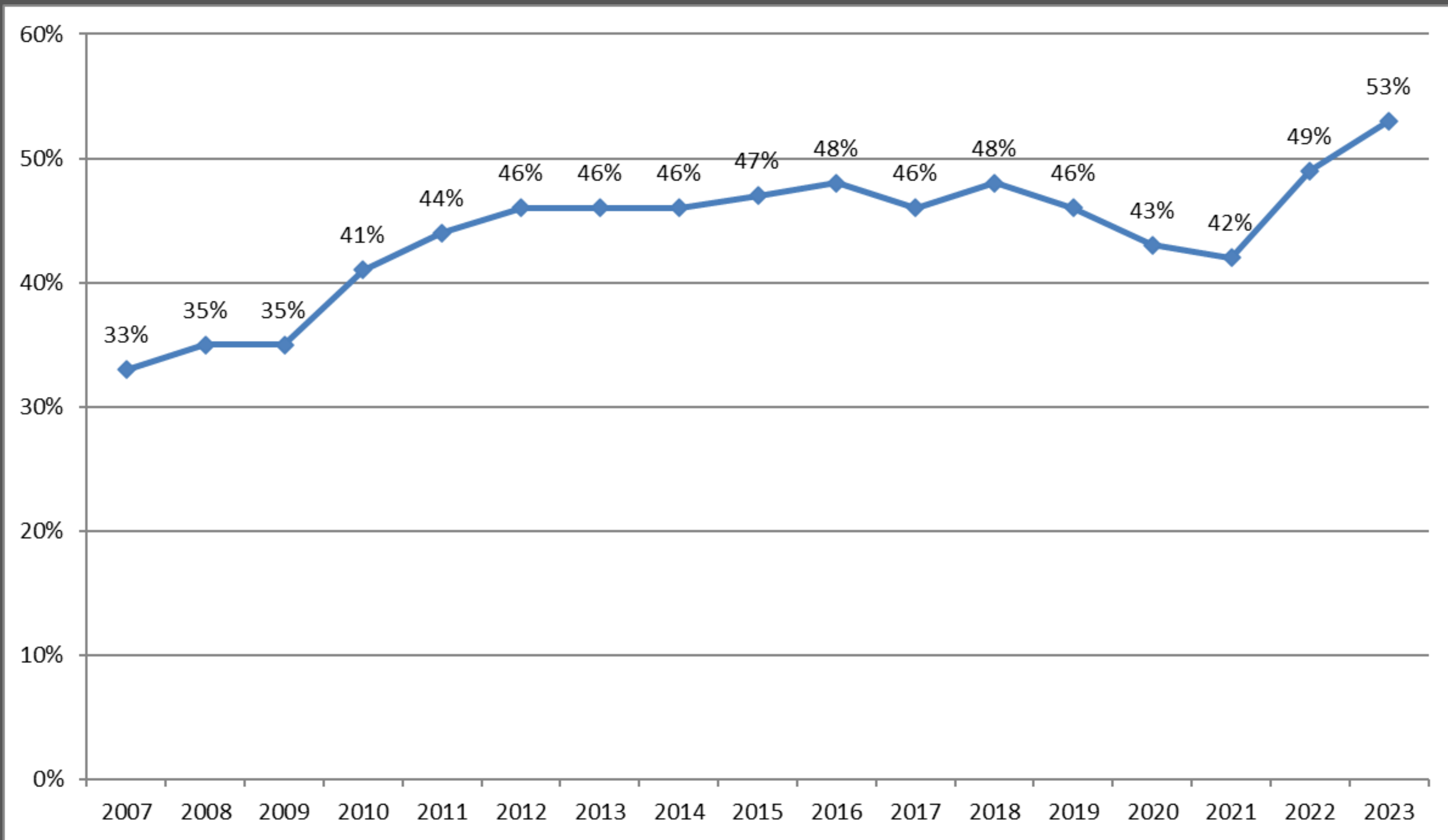


Special Education Primary Disability

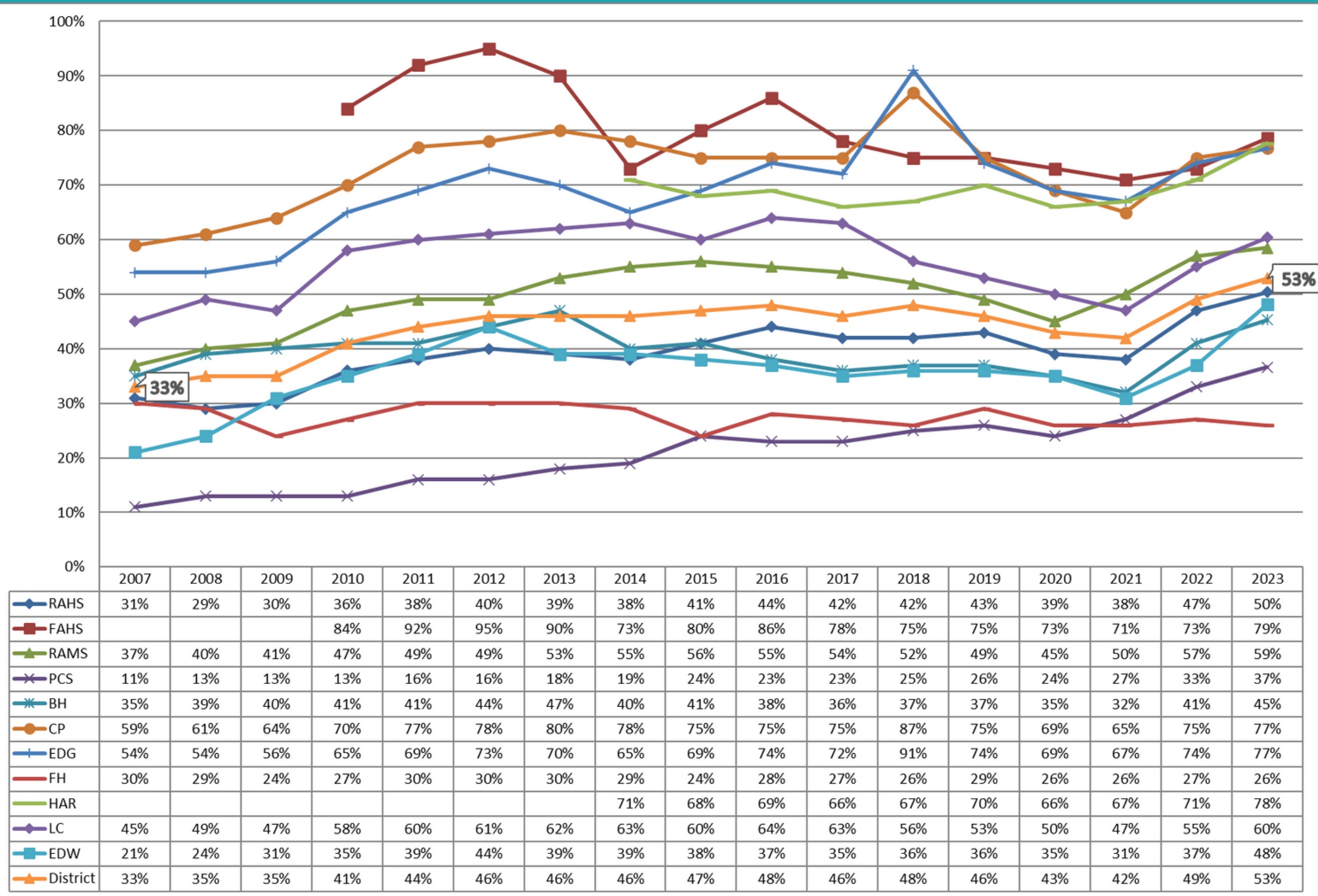


Educational Benefits Participation

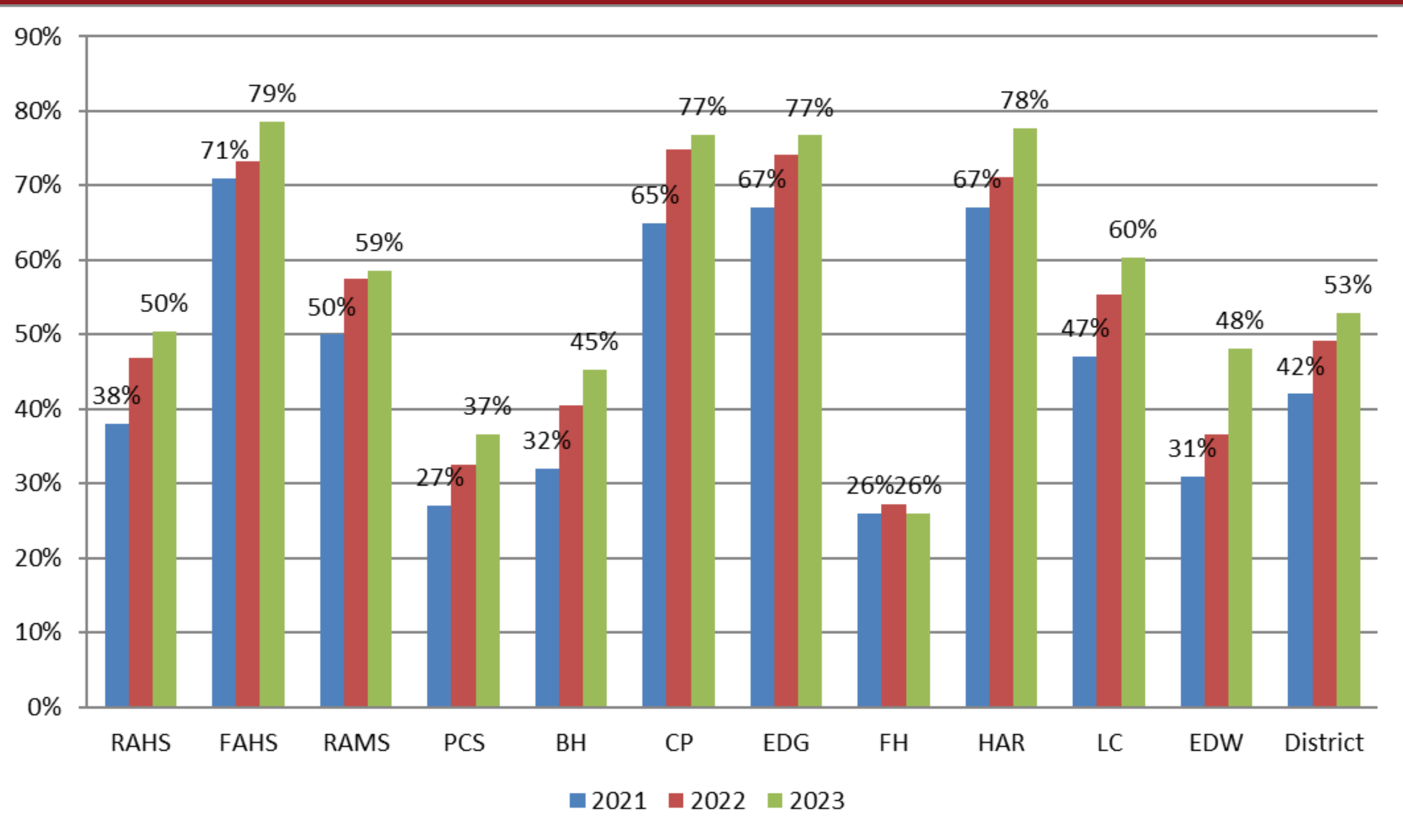




Educational Benefits District Trend



Educational Benefits School Trend



Educational Benefits by School

	Reading	Math
Brimhall	Met expected projections	Met expected projections
Central Park	Met expected projections	Met expected projections
Edgerton	Beat the Odds!	Beat the Odds!
E.D. Williams	Beat the Odds!	Beat the Odds!
Falcon Heights	Beat the Odds!	Beat the Odds!
Harambee	Met expected projections	Met expected projections
Little Canada	Met expected projections	Met expected projections
Parkview	Met expected projections	Met expected projections
RAMS	Met expected projections	Met expected projections
RAHS	Met expected projections	Met expected projections
FAHS	Too small to report	Too small to report

Beating the Odds

Questions and Discussion



Agenda Topic: Set Closed Session to Discuss Labor Negotiations Strategy
Meeting Date: October 24, 2023
Contact Person: Chair Curtis Johnson

Background:

Minnesota Statutes section 13D.03 states that any portion of a meeting may be closed to consider strategy for labor negotiations, including negotiation strategies or developments or discussion and review of labor negotiations proposals, conducted pursuant to sections 179A.01 to 179A.25.

The board must approve a motion to close the meeting for the purpose of considering strategy for labor negotiations with Education Minnesota-Roseville. The closed session will begin following the adjournment of this evening's regular meeting.

Recommendation:

It is recommended that the board enter into a closed session following the adjournment of the regular school board meeting for the purpose of considering strategy for labor negotiations with Education Minnesota-Roseville, per Minnesota Statutes section 13D.03.

Action Required

Informational – No Board Action Requested