

Southington Board of Education Meeting

Thursday, October 12, 2017 6:30 PM

John Weichsel Municipal Center Public Assembly Room, 200 North Main Street, Southington, CT 06489

200 North Main Street
Southington, CT 06489



SOUTHINGTON BOARD OF EDUCATION MEETING

1. CALL TO ORDER
2. Executive Session ~ 6:30 p.m.
 - a. Student Matters
3. Reconvene Meeting ~ Regular Session ~ 7:00 p.m.
4. Pledge of Allegiance
5. Approval of Minutes ~ September 28, 2017
6. Communications
 - a. Communications from Audience
 - b. Communications from Board Members
 - c. Communications from Administration
 - d. Communications from Student Representatives
7. Committee Reports
 - a. Policy & Personnel Committee Meeting ~ September 25, 2017
8. Superintendent's Report
 - a. Personnel Report
9. Old Business
 - a. Town Government Communications
10. New Business
 - a. 2016-2017 School Resource Officer Annual Report
 - b. SAT/AP/College Report
 - c. 2017-2018 Healthy Food Certification, Part 2
11. Adjournment

The minutes presented within this document provide a summary of the discussion that took place at the Board of Education meeting. For the complete discussion of the agenda items, please view the video of the Board meeting on our website at www.southingtonschools.org. These minutes are considered a draft until approved at the following regular Board of Education meeting.

SOUTHINGTON BOARD OF EDUCATION

SOUTHINGTON, CONNECTICUT

REGULAR MEETING

SEPTEMBER 28, 2017

The regular meeting of the Southington Board of Education was held on Thursday, September 28, 2017 at 7:00 p.m. in the John Weichsel Municipal Center Public Assembly Room, 200 North Main Street, Southington, Connecticut with Executive Session scheduled for 6:30 p.m.

1. CALL TO ORDER

Mr. Brian Goralski, Chairperson, called the meeting to order at 6:31 p.m.

Board members present: Mrs. Terri Carmody, Mr. Robert Brown, Mrs. Juanita Champagne, Mr. David Derynoski, Mr. Brian Goralski, Mrs. Terry Lombardi, Mr. Zaya Oshana, and Mrs. Patricia Queen. Absent was Mrs. Colleen Clark.

Administration present: Mr. Timothy Connellan, Superintendent of Schools (*arrived 6:50 p.m.*)

2. EXECUTIVE SESSION TO DISCUSS SUPERINTENDENT'S CONTRACT, COMPENSATION FOR UNAFFILIATED EMPLOYEES AND STUDENT SAFETY & SECURITY ~ 6:30 p.m.

MOTION: by Mr. Derynoski, seconded by Mrs. Carmody:

"Move to go into Executive Session, excluding the public and the press, for the purpose of discussing the Superintendent's Contract, Compensation for Unaffiliated Employees and Student Safety and Security, and upon conclusion reconvene to public session."

Motion carried unanimously by voice vote.

Mr. Goralski declared Executive Session ended at 7:00 p.m.

3. RECONVENE MEETING ~ REGULAR SESSION

Mr. Goralski, Chairperson, reconvened the regular session at 7:06 p.m.

Board members present: Mrs. Terri Carmody, Mr. Robert Brown Mrs. Juanita Champagne, Mr. David Derynoski, Mr. Brian Goralski, Mrs. Terry Lombardi, Mr. Zaya Oshana, and Mrs. Patricia Queen. Absent was Mrs. Colleen Clark.

Administration present: Mr. Timothy Connellan, Superintendent of Schools; Mr. Steven Madancy, Assistant Superintendent; Mrs. Sherri DiNello, Director of Business and Finance; Mr. Peter Romano, Director of Operations, and Ms. Margaret Walsh, Director of Special Services.

Student Representative present was Joseph Martin.

4. PLEDGE OF ALLEGIANCE

Mr. Martin led in reciting the Pledge of Allegiance.

Mr. Goralski called for a moment of silence in memory of Leonard Marcheselle who passed away on September 18, 2017. He served on every elected Board in town including the Board of Education. He was involved in many town civic organizations, was a friend and mentor to many and left his mark on the community.

5. CELEBRATION OF EXCELLENCE

At 7:08 p.m., in Celebration of Excellence, the Board of Education recognized Southington High School teacher Candace Patten as the 2017-2018 Southington Teacher of the Year who was presented with a Certificate of Excellence.

Mr. Goralski called for a recess at 7:10 p.m.

Mr. Goralski reconvened the regular meeting at 7:26 p.m.

6. APPROVAL OF MINUTES ~ September 14, 2017

MOTION: by Mr. Oshana, seconded by Mr. Derynoski:

“Move to approve the Regular Board of Education minutes of September 14, 2017, as submitted.”

Motion carried unanimously by voice vote with Mrs. Champagne abstaining.

7. COMMUNICATIONS

a. Communications from Audience:

Ewa Ciaffaglione, Mariondale Drive, spoke regarding SRBI (Scientific Research-Based Intervention) that assists struggling students with different tier models. SRBI helps districts to identify students who may or may not need referral to special education services. She addressed the Connecticut framework for RTI (Response to Intervention) 2018. She thought that in many districts students are not identified for special education services and remain in SRBI bouncing from one tier to the other. She stated that early intervention was the key for struggling students to overcome learning deficiencies and is the most cost effective. She hoped that the SRBI model

was not a resting place for a struggling student and that SRBI is clearly explained to parents when the child enters the first tier.

b. Communication from Board Members

MOTION: by Mrs. Carmody, seconded by Mr. Oshana:

“Move Agenda Item 10.a ‘Diploma for Veterans’ to Agenda Item 7.e.”

Motion carried unanimously by voice vote.

MOTION: by Mrs. Carmody, seconded by Mr. Oshana:

“Move Agenda Item 10.b ‘Overnight / Out of State Field Trip Approval’ to Agenda Item 7.f.”

Motion carried unanimously by voice vote.

The Board members reported on the following:

- The Wall of Honor Ceremony will be held on Monday, October 23, 2017 at 6:00 p.m. in front of the Southington High School Auditorium. The ceremony is free, brief and open to the public. The honorees this year are: 1) Mark Boxer, Executive Vice President, Global Information Officer at CIGNA; 2) Robert Calandra, Retired CIA Agent; 3) Steve Gasecki, Senior Pilot in the Canaveral Pilots Association, Retired Commander in the United States Navy; 4) Walter Hushak, World War II Veteran and town icon; 5) Raymond Burgess, killed in the Vietnam Conflict; and 6) Charlie Remer, killed in the Vietnam Conflict. The Wall of Honor has received 501(c)3 status. Mr. Brown thanked Laura Shaw for her help on the Wall of Honor Committee and Steve McCarty for his help with the veteran’s issues.
- Mr. Brown stated that there currently is a national, intentional attack now on public schools and teachers led by political officials and members of the public on both the state and national level that is deflating teachers. He thanked all the Southington teachers, staff and Board of Education members for the important and essential work that they do for educating all young people who attend Southington schools.

MOTION: by Mrs. Queen, seconded by Mr. Derynoski:

“Move to add a job description approval ‘Athletic Site Supervisor, Non-Football, Middle School Sports’ as Agenda Item 10.f.”

Motion carried unanimously voice vote.

c. Communication from Administration

Administration reported on the following:

1. Superintendents Meetings with Legislative Leadership: Mr. Connellan reported that through the Connecticut Association of Public School Superintendents (CAPSS) a group of Superintendents and a Lobbyist met with leadership of the General Assembly

including Mr. Areisimowicz., Speaker of the House, to discuss the state budget crisis and language that was included in the budget that is detrimental to public education and harmful to children. He noted that there is never any guarantee, but the discussion that they had around the Governor's Executive Order and the \$21 million that Southington stands to lose, was that it is highly unlikely the amount would be that much.

2. SAT and AP Reports: Mr. Connellan stated that these reports will be presented at the October 12, 2017 Board of Education meeting.

3. Track Repair Warranty Repair Work: Mr. Connellan reported that this is warranty work and there was no cost to the operational budget. He noted that it was difficult to shut down the track because of the disruption to activities.

4. Suicide Prevention: Ms. Walsh reported that she serves on a Suicide Prevention Committee with other town departments that gave a PowerPoint presentation to the Town Council on Monday, September 25 on Suicide Prevention, which included data and trends received from the Southington Police Department. The Special Education Coordinators will be sharing this data and information with staff.

Mrs. Lombardi requested that this information and presentation is also shared with the school PTOs.

5. Profile of a Graduate: Mr. Madancy reported that a group from the community met last Monday to discuss the profile of a graduate including the skills and attributes expected of a Southington graduate in order to be successful beyond high school. The next level of work is to take the attributes and make them into a statement and to prioritize the skills. This information will be shared with other town departments and community groups.

Mr. Goralski received a hard copy of state mandates from CABA (Connecticut Association of Boards of Education), which diminishes the role of the Board of Education, that he wanted to share with the public (Attachment #1).

d. Communication from Student Representatives

Joseph Martin reported on the following:

- On Tuesday, September 19, the Annual College Fair was held at the high school with over 100 colleges represented.
- Last week, 25 Foreign Exchange Students arrived at the high school from Rome, Italy and are staying with assigned host families.
- Students from Southington High School will be visiting Italy in April 2018.
- Chile Foreign Exchange Students arrived in Southington today.
- A dinner is planned for Friday, September 29 at 5:30 p.m. in the Freshmen Cafeteria to honor the Exchange Students from Chile and Italy.
- The Southington High School Open House was held on September 27. The Key Club helped to direct parents to classes.
- On Monday, October 2, the high school will be hosting a Blood Drive sponsored by The Key Club and National Honor Society.
- Tuesday, October 3, Financial Aid Night will be held at the high school in the auditorium.
- The in-school PSAT is scheduled for Wednesday, October 11.
- The Drug Free Rally takes place on the Town Green on Wednesday, October 11.

e. Diploma for Veterans (formerly Agenda Item 10.a)

MOTION: by Mr. Brown, seconded by Mr. Derynoski:

“Move that the Board of Education grant high school diplomas to Raymond Burgess and Charlie Remer to be presented at the Wall of Honor Ceremony on October 23, 2017.”

Motion carried unanimously by voice vote.

f. Overnight / Out of State Field Trip Approval (formerly Agenda Item 10.b)

DECA Co-Advisors Teresa Brooks and Sandy Spinello introduced the DECA Officers who will be attending the DECA New York City and Atlanta, Georgia Field Trips. Chelsea Coccozza, DECA Co-President, Kat Rothstein, Co-President, Marissa Calandra, Vice President of Marketing and Anthony Riccio, Vice President of Leadership, spoke about their roles as officers in DECA, the program, their experiences, workshops, competitions and the field trips they have attended. DECA and Marketing are co-curricular and participation in DECA enhances their learning and develops their leadership, communication and teambuilding skills.

MOTION: by Mrs. Lombardi, seconded by Mr. Brown:

“Move that the Board of Education approves the field trip request for the Southington High School DECA group to travel to New York and Georgia, as presented by the administration.”

Motion carried unanimously by voice vote.

8. COMMITTEE REPORTS

a. Middle School Activities Committee Meeting ~ September 11, 2017

Mrs. Queen reiterated that the Southington Middle Schools Athletic Association (SMSAA) has only completed the fundraising for the fall sports and are still fund raising for the winter and spring sports. She thanked the administrators for their assistance in implementing and working through the details of this new partnership. She distributed the September 11, 2017 Middle School Activities Committee meeting minutes (Attachment #2).

Mr. Goralski added a charge to the Middle School Activities Committee. The committee will continue to meet prior to the beginning of every season and that all supervision of middle school sports is the responsibility of the school system. The Southington Middle Schools Athletic Association (SMSAA) is a separate entity of the Middle School Activities Committee and does the fundraising and works in collaboration with the Middle School Activities Committee through Mrs. Queen and Mr. Oshana. Mr. Goralski acknowledged that this year was a learning curve for everyone. He asked the parents of the Middle School Cross Country students to bear with the Board of Education and accept their apology. The administration is doing their best to catch up because many of the sports started before some of things that they are currently working on happened. The intentions are all good but many parents were caught in the “bumps in the road”. Mr. Goralski acknowledged that communication would be better moving forward. He noted that the central office administration and the middle school administrators have new duties that came when the middle school sports were voted out of the budget.

Mr. Oshana wanted to make it clear that the Southington Middle School Athletic Association (SMSAA) is the fundraising arm of the program. The funds that they raise determine what sports program continues and the schedules. The administration is responsible for everything else.

Mrs. Lombardi reported on fundraising activities by the SMSAA and the learning experience that it gives the middle school athletes.

b. Curriculum & Instruction Committee Meeting ~ September 19, 2017

Mrs. Carmody reported that the committee discussed Edgenuity, which is an online/blended learning platform for students providing tutoring for expelled, homebound and medically fragile students that addresses the recent legislation regarding hours of instruction for expelled students. This program will save money on tutoring.

Mrs. Carmody shared concerns over the recent shift in grading practices that excludes homework from being calculated into the final grade for students in middle schools. The middle school principals will report back to the Curriculum and Instruction Committee on final grades for the first trimester to see if this change affects the outcomes of student grades. The explanation for implementing this was for a mindset change that the purpose of an education is to learn, not to get a grade. Mr. Goralski requested this to be a curricular agenda item at a Board meeting at the end of the trimester with the middle school administration giving a presentation and an explanation to the Board. Mr. Goralski stated that the Board should know about a change before it happens, not after it happens. Mr. Madancy clarified that homework still counts and should be submitted. Mrs. Lombardi would like to see the transition from the middle schools to the high school addressed regarding homework.

9. OLD BUSINESS

a. Town Government Communications

Mr. Goralski reported on the Farm Heritage Committee and that the LEAF (Lewis Education Agricultural Farm) program offered their business plan. All the second graders in the district attend the Belleview Farm to learn different aspects that tie directly into our curriculum and the program will be extended into sixth and seventh grade this year with field trips to the Belleview Farm.

Mr. Goralski explained that Governor Malloy vetoed the proposed state budget today. He stated that Mr. Christopher Palmieri and Mr. Michael Riccio, Town Councilors, sent a letter to the Board of Education requesting the Town Manager and Superintendent of Schools prepare a list of how they would absorb the state's cuts in funding to the town. Mr. Goralski referred to the Town Charter and read a letter addressing his response to Mr. Palmieri and Mr. Riccio publically (~~Attachment #3~~). Mr. Goralski proposed that if the Town Council, Board of Finance and Board of Education cannot set-up a joint meeting then he invites representatives from these Boards to attend a Board of Education meeting in October for a dialog under Town Government of how they can move forward as a community. The Board members and Mr. Connellan spoke at length regarding the Town Councilors request. To have a meeting now without knowing what the state is going to give Southington would be guessing and probably scare many people about losing their jobs, which may not happen. All agreed that the political game in Hartford is very frustrating for the towns and that both political parties are at fault.

b. Compensation for Superintendent of Schools

MOTION: by Mr. Derynoski, seconded by Mr. Oshana:

“Move to table Agenda Item 9.b ‘Compensation for the Superintendent of Schools’ to the Board meeting on October 26, 2017.”

Motion carried unanimously by voice vote.

c. Compensation for Unaffiliated Employees

MOTION: by Mr. Derynoski, seconded by Mrs. Carmody:

“Move to table Agenda Item 9.c ‘Compensation for the Unaffiliated Employees’ to the Board meeting on October 26, 2017.”

Motion carried unanimously by voice vote.

10. NEW BUSINESS

a. Diploma for Veterans *(Moved to Agenda Item 7.e)*

b. Overnight / Out of State Field Trip Approval *(Moved to Agenda Item 7.f)*

c. Building Projects ~ Board Acceptance

1. Walter A. Derynoski Elementary School Project Closeout

MOTION: by Mr. Derynoski, seconded by Mr. Oshana:

“Move that the Board of Education accepts the Walter A. Derynoski Elementary School Window Replacement Project No. 131-0116 EC as complete and directs the administration to close out the project with the Town’s Finance Department and the Department of Administrative Services.”

Motion carried unanimously by voice vote.

2. John V. Pyne Administrative Meeting Center Project Closeout

MOTION: by Mr. Derynoski, seconded by Mr. Oshana:

“Move that the Board of Education accepts the John V. Pyne Administrative Meeting Center Roof Replacement Project No. 131-0119 RR as complete and directs the administration to close out the project with the Town’s Finance Department and the Department of Administrative Services.”

Motion carried unanimously by voice vote.

d. Budget Assumptions / Priorities 2018-2019

MOTION: by Mrs. Carmody, seconded by Mrs. Champagne:

“Move that the Board of Education adopt the Assumptions and Priorities for 2018-2019 as presented by administration.”

Mrs. Queen stated that it was the Board of Education’s job to establish what is needed and put it forward whether they can afford it or not. It is their job to present what is needed to educate all the students in the district.

Mr. Goralski noted that the last bullet on the Assumptions page states that “Consideration will be given to the current economic conditions” and a priority is to “Expand World Language offerings, as appropriate, across the district.” Although reductions take place, the Board will always strive to return them.

Motion carried unanimously by voice vote.

e. Enrollment Report ~ Milone and MacBroom, Inc.

Ms. Rebecca Auger, Principal Planner and Associate with Milone and MacBroom, gave an in-depth PowerPoint presentation of the results of Phase I of a previously commissioned enrollment study (Attachment #4). This study was to provide information that will facilitate discussion to help inform decisions regarding the nature and status of upgrades to the three elementary schools that have not yet been renovated. Ms. Auger’s comprehensive enrollment analysis and projections included the following:

- Demographic Trends
 - Total Population, Age Distribution, Student Age Population, Females aged 18-44, Births, Households
- Housing and Economic Trends
 - Unemployment Rates, Housing Total Units, Households Age 65+, Housing Permits, Housing Recent Development, Housing Sales, Housing Sales Prices, Housing Qualitative Sales Trends, Students and Housing Sales, Rental Units, Rental Vacancy Rates, Housing Rental Enrollment Trends, Housing Plans for Growth
- Enrollment Trends
 - Enrollment District-Wide, Elementary Schools Enrollment, Middle Schools Enrollment, High School Enrollment, Out of District Enrollment, Non-Residents Enrollment, Historical Enrollment
- Enrollment Projections Methodology
 - Projections Method: Primer, Persistency Ratios, Assumptions, Districtwide, Elementary, Middle Schools, High School, Detailed Projections (Low, Medium, High numbers)

The Board members had many questions. Mr. Brown asked for an updated maximum capacity of students that the schools can hold. Mr. Connellan stated that this was Phase I and Phase II would involve visiting the schools, meeting with the principals to see how the spaces are actually being used as opposed to what it looks like on the floor plan. Ms. Auger will be preparing information as to how the buildings are being used now to the enrollment projections and where in five years there will be overcrowding. A question was asked of how Southington compares to comparable communities and trends. Ms. Auger stated that Southington has done

renovations to the schools over the years and looks more attractive to families compared to communities who have not invested in renovations.

f. Job Description ~ Athletic Site Supervisor, Non-Football, Middle School Sports

MOTION: Mrs. Queen, seconded by Mr. Oshana;

“Move to approve a job description for the Athletic Site Supervisor, Non-Football, Middle School Sports.”

Mrs. Queen reported that the Southington Education Association (SEA) agreed with this position and that the pay would be less than the events at the high school because of the smaller scope of responsibility. It is a non-union position. This is needed for the updated version of the middle school sports programming that was discussed earlier. Mr. Derynoski asked if this person would be an employee of the Southington Public Schools. This would be paid by the Southington Middle School Athletic Association and would be part of the \$14,000 cost for coaching stipends, busing, officials, site supervisor for the fall sports between the two middle schools. It is not part of the Board of Education budget. The Board had a lengthy discussion whether the site supervisor needed to be a teacher. Mr. Madancy stated that there are Administrative Aspirants who aspire to be Athletic Directors and site management is an opportunity for them to learn how it works. Many of the competitions occur right after school and many of the teachers are onsite. The preference is to offer the position to teachers first. Mrs. DiNello clarified that the Site Supervisor would be an employee of the Southington Public Schools and paid through the Payroll Office while in this role and the Southington Public Schools would be reimbursed by the SMSAA for all costs. Mr. Palmieri, DePaolo Middle School Assistant Principal, was invited to the podium for his opinion. He acknowledged that the preference would be a teacher on staff to ensure that the students watching the event are behaved and knows the procedures in the building.

Motion carried by voice vote with seven in favor and Mrs. Lombardi opposed.

11. ADJOURNMENT


MOTION: by Mr. Derynoski, seconded by Mr. Oshana:

“Move to adjourn.”

Motion carried unanimously by voice vote.

The meeting adjourned at 9:37 p.m.

Respectfully submitted,
Linda Blanchard
Recording Secretary



September 28, 2017

Patrice McCarthy, Deputy Director and General Counsel

Sheila McKay, Senior Staff Associate for Government Relations

The Governor has vetoed the budget bill. Members of the legislative leadership and the Governor have been meeting to come to resolution.

Below are components of the vetoed budget that CABE opposes and would not want to see in the next budget.

Please reach out to you legislators tell them why these mandates won't work in the management of your district. The more examples they have will help to remove them from the deliberations. Truly, your voice does make a difference!!

Mandates

- Prohibit boards of education from hiring administrative personnel without approval from their respective municipal legislative body if the education budget does not provide funding for the position.

- Require boards of education to immediately file with their town clerk a signed copy of any contract for administrative personnel; the town clerk must post a copy of the contract on the town's website.

- Require regional boards of education to file copies of such contracts with the town clerks in each member town; the clerks must post copies of the contracts on their town's website.

- Prohibit any municipal employee union contracts entered into on or after the bill becomes effective from containing any provisions that limit the municipality's ability to allow volunteer services for the municipality's benefit.

- Allow a municipality that has adopted a FY 18 budget to reduce, without holding a referendum, the non-educational expenses component of its education budget by the amount of any reduction in municipal aid from FY 17 to FY 18.

- The bill did not define "non-educational expenses"
- Require board of education to use, and comply with, all purchasing procedures used by the municipality where the board is located.
- Applies regardless of any conflicting special act, municipal charter, or home rule ordinance.
- Require board of education to consult with the local appropriating authority (e.g., the board of finance or board of selectmen) before authorizing that authority to share responsibility for the board's maintenance of buildings, grounds, equipment, or information technology.
- Applies regardless of any conflicting special act, municipal charter, or home rule ordinance.
- Prohibit a municipality's board of education from leasing certain items unless it first consults with the municipality's legislative body.
- Applies to leases for portable classrooms, motor vehicles or equipment, including phone systems, computers, and copy machines.
- Require a municipality's board of education to consult with its legislative body before purchasing payroll processing or accounts payable software to determine whether such systems may be purchased or shared regionally.

You may email using cga.ct.gov "click" on Representation to email or phone numbers are below.

Senate Democrats

860 240-8600
1800-842-1420

Senate Republicans

860 240-8800
1800-842-1421

House Democrats

860 240-8500
1800-842-8267

House Republicans

860 240-8700
1800-842-1423

Websites of Interest

www.ct-n.com - videotaped coverage of legislative activities, including sessions. Live coverage as well as archived.

www.cga.ct.gov - legislative home page, education committee site.

www.state.ct.us/sde - state department of education site.

www.whatwillourchildrenlose.com - What Will Our Children Lose - Coalition Education Organizations

www.nsba.org - National School Board Association.



Connecticut Association of Boards of Education

81 Wolcott Hill Road
Wethersfield, CT 06109
860-571-7446 or 800-317-0033
Fax: 860-571-7452
www.cabe.org

To unsubscribe from this eNotice, [click here](#).

**Middle School Activities Committee
September 11, 2017, 5:30 pm
John Weischsel Municipal Center**

Attendees: Kim Carr, Cassie Messina, Alisa DelMonte, MikeTaylor, Mike DeFeo, Zaya Oshana, Patricia Queen, Tim Connellan

Committee members Mike DeFeo, Kim Carr, Cassie Messina, Alisa DelMonte, and Mike Taylor updated the rest of the committee on the work of the Southington Middle School Athletics Association (SMSAA).

The SMSAA, through donations, have met their goal to fund fall sports with a 4 day a week schedule. They also met with Mrs. DiNello and Mr. Connellan to work out the details of how the partnership between Southington Public School and the SMSAA will work.

Mrs. DiNello's office will bill the SMSAA for the cost of the fall coaching stipends, minus cheerleading which will be a winter only sport for this year and Cross Country which the BOE will fund. The bill for the coaching stipends will be paid by the SMSAA prior to the start of each season.

For fall, SMSAA has been billed approximately \$20,800 for the expense of six coaches, Girls Soccer, Boys Soccer, Girls Volleyball times two schools. This is based on a per diem for coaching stipends that assumes a nine week schedule, four times per week with one coach at step one and the rest at step two.

For the rest of the expenses: Transportation, Officials, Chaperones, Site Managers, and Field Maintenance, Mrs. DiNello's office will bill SMSAA monthly as expenses are incurred. Approximate cost for fall is \$7,173 times two schools equals about \$14,350. In total, a fall sports schedule will cost about \$34,000.

SMSAA has raised about \$25,000 in cash to date, plus \$4,000 to \$5,000 in donated gift cards which they will use for their calendar fundraiser to begin accumulating funds for winter sports.

Mr. Connellan shared that he met with Mrs. DiNello, Mr. Ferry, Mr. Pepe and Mr. Terino to coordinate efforts. There was an email communication from each middle school principal and tryouts were scheduled to start within the week. A letter would be sent as well to explain the student activity fee.

The committee engaged in a substantive discussion of the student activity fee. The motions passed at the August 10th Board of Education meeting approved a \$100 student activity fee, the implementation of which was to be left up to administration. Committee members who also serve on the SMSAA interpreted the activity fee to be per student per roster spot which was the base of their budgeting and also imbedded in the presentation that they made to the Board of Education at that meeting. Mrs. Queen shared the minutes from that Board of Education

meeting and noted that the motion made for an activity fee of \$100 per student per roster spot did not get seconded by another board member and did not receive a vote.

Mr. Connellan shared that his interpretation of the motion and board action was for a \$100 flat student activity fee per student who participates in one or more sports.

The committee discussed this. Their concern was that they budgeted for approximately \$40,000 to come from a student activity fee and that if the fee was not per student per roster spot, they would be short anticipated funding.

Mr. Connellan explained that he had counted the number of unique individual students who participated in middle school sports including Cross Country from last year's rosters, and the final number was in excess of 400 students. 400 times \$100 equals \$40,000 which comes to approximately one-third of the total previously budgeted cost of middle school sports. He feels that asking families to pay \$100 per student whether they play one sport or three is reasonable and enough.

The committee was somewhat reassured that the \$40,000 was a secure number although still concerned that overall participation rates could affect this.

The committee would like to share with the full board student activity information that they collected from Cheshire, Wallingford and Trumbull, three school districts that have a student activity fee. Summary is attached to minutes.

Board members shared their opinions about the student activity fee. Patricia Queen shared that equity in sports is a difficult path to pursue because sports can be inherently inequitable whether looking at playing time, cost per sport, or many other considerations. She feels that parents who have children that earn roster spots on more than one team should feel an additional obligation to do more on the fundraising side of the equation. Zaya Oshana expressed that \$100 per student as a flat fee for one or more roster spots seemed fair.

Mr. Connellan requested that the student activity fee be a subject of discussion by the full board for clarification to the board action on the activity fee from the August 10, 2017 board meeting.

Mr. Connellan said that the principals at each of the middle schools would take care of a potential issue if parents, who do not have a financial hardship, do not pay the student activity fee. Parents on the committee expressed that they would like the message to be distributed that the student activity fee is not a new concept; other towns are doing this and at a higher amount.

The board members of SMSAA updated the rest of the committee on the status of the SMSAA. Once SMSAA has 501 3(c) status, they are ready to submit grant applications that they have already written.

SMSAA has three planned fundraisers so far. A message from SMSAA is attached to the minutes. SMSAA representatives asked board members to spread the message that only fall sports are covered so far. They still have a lot of fundraising to do for winter and spring sports. Since all the press coverage, there is a misconception that they have enough money for middle school sports for the whole year. There is a commitment on the part of SMSAA to maintain equity season to season, so because have chosen to fund a four day a week schedule for fall sports, they intend to meet that goal for winter and spring.

Middle School Activities Committee will meet in between seasons and at the end of the year to get updates.

Meeting adjourned at 6:45 pm.

Respectfully submitted,
Patricia Queen

On Sep 25, 2017, at 1:58 PM, BRIAN S. GORALSKI <bgoralski@southingtonschools.org> wrote:

Mike & Chris,

This letter is the first communication between elected Boards regarding the budget uncertainty since the budgets were approved. We have all monitored the situation and spoken within our respective Boards, but never together. I share your assertion that we all expected more from state government before now and the potential implementation of the Governor's Executive Order would be devastating to Southington.

I worry about the direction you outline in this letter. Rather than having the Town Manager and Superintendent look to reduce the budgets we have approved for them, I recommend we look to set up a joint meeting with representatives of the Town Council, Board of Finance, Board of Education along with the key Administrators of the town and school system to discuss the best plan moving forward. The Board of Finance did an excellent job during this year's budget process to plan for the unknown circumstances we now face. They set aside a \$3 million contingency account to help address state budget uncertainties. Also, the BOE and town have held off on many of the capital items funded in the approved budget. That totals over \$8 million in addition to the contingency.

Given these facts and the continue uncertainty of where the state budget is headed next, I believe a joint meeting would be a better start to develop a plan moving . I'm confident there will eventually be a state budget and although the October payment to Southington may be delayed, I'm fairly confident something will be coming our way. If we start proposing reductions of town services without all of the facts and a clear plan, it could cause unneeded stress on the residents who rely on those services and raise fears in family's about their children's education.

There is a Town Council meeting this evening where I hope you can discuss this suggestion. I will bring it up for discussion with my colleagues on the Board of Education at our meeting on Thursday. More importantly, I think we need the input and knowledge of the Board of Finance.

I look forward to more communication on this matter.

Respectfully,

Brian Goralski

Chairman of the Board of Education

Southington Schools Feasibility Study

Comprehensive Enrollment Analysis and
Projections

September 28, 2017



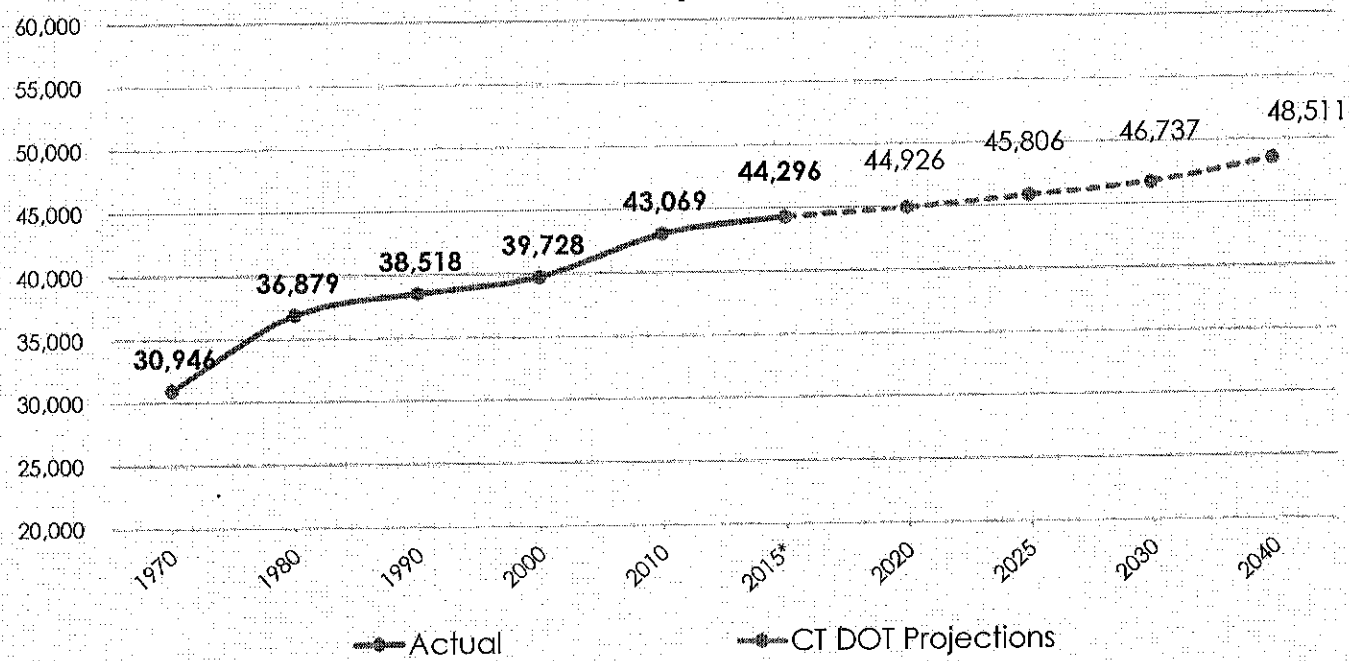
Introduction

- Demographic Trends
- Housing and Economic Trends
- Enrollment Trends
- Enrollment Projections Methodology
- Enrollment Projections



Demographics: Total Population

Southington Actual and Projected Total Population



Sources: U.S. Census, CT DOT

- Population growth accelerated in the 2000s – 8.4% increase from 2000 to 2010
- Estimated to have gained additional 2.8% from 2010 to 2015, and projected to continue moderate growth

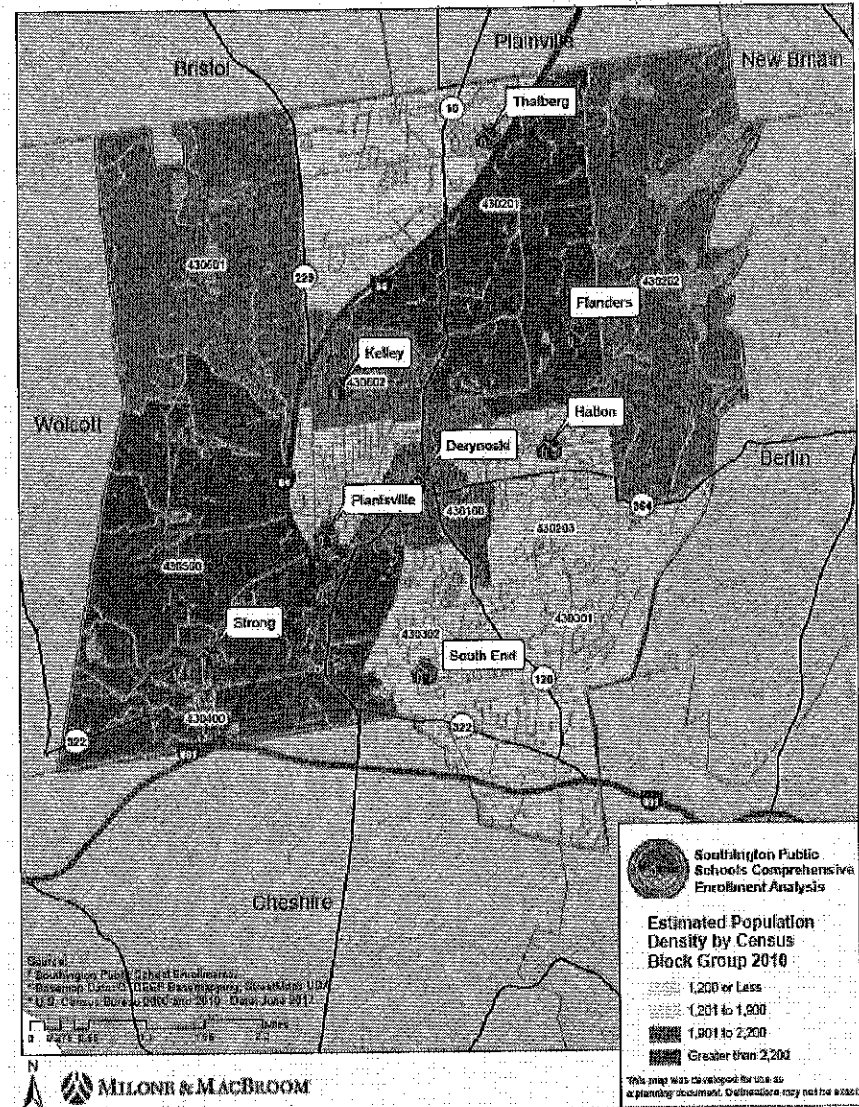


Demographics: Total Population

- Population increased significantly during the 2000s – estimated to have remained steady into the 2010s
- Density and growth rates vary across community

Total Population Change

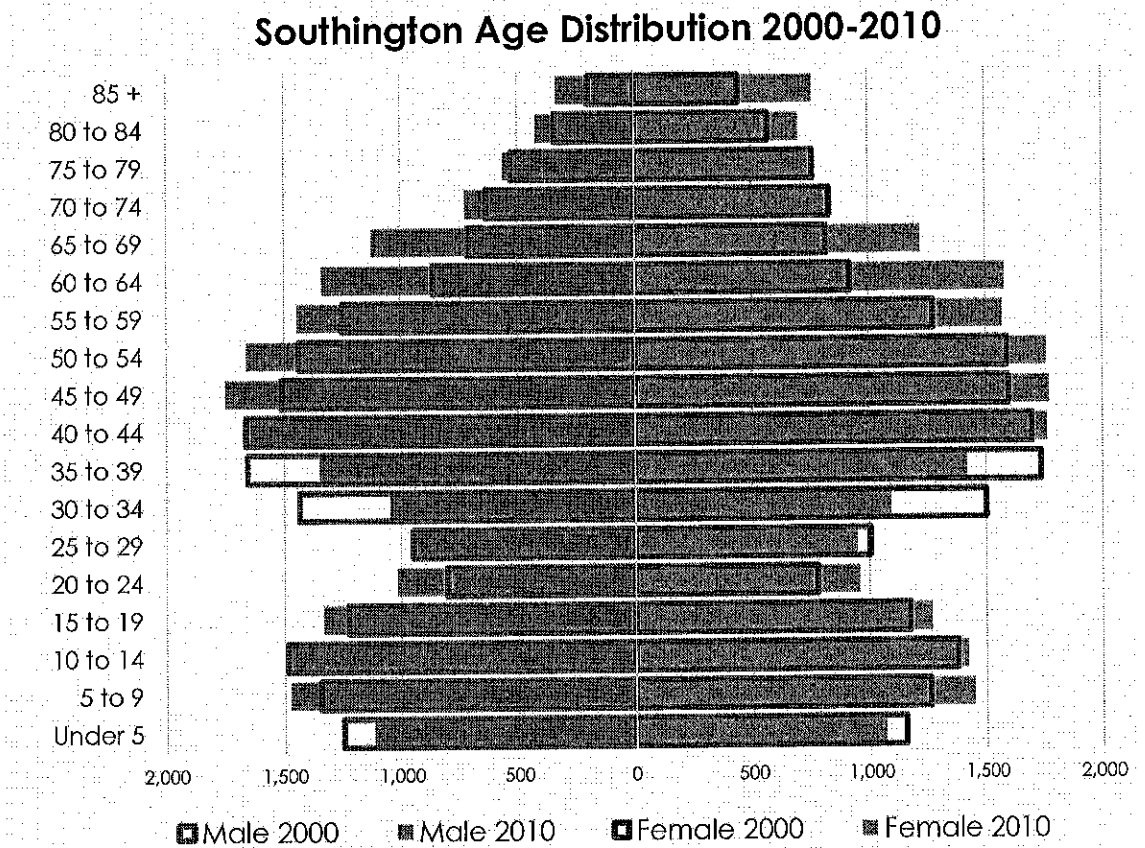
Census Tract	2000	2010	2000-2010 Change		2015 ACS Est.
			#	%	
430201	3,270	3,388	118	3.6%	3,257
430100	4,068	4,103	35	0.9%	4,242
430202	4,108	4,709	601	14.6%	4,927
430203	4,062	4,212	150	3.7%	4,487
430301	3,079	3,599	520	16.9%	3,708
430302	2,834	2,755	-79	-2.8%	2,888
430400	4,205	5,049	844	20.1%	4,401
430500	6,058	6,547	489	8.1%	6,601
430601	4,564	5,202	638	14.0%	5,101
430602	3,480	3,505	25	0.7%	4,013
TOTAL:	39,728	43,069	3,341	8.4%	43,625





Demographics: Age Distribution

- Loss of young working age population during the 2000s – those likely to have young families
- However, gains in school-age children
- Overall aging of community



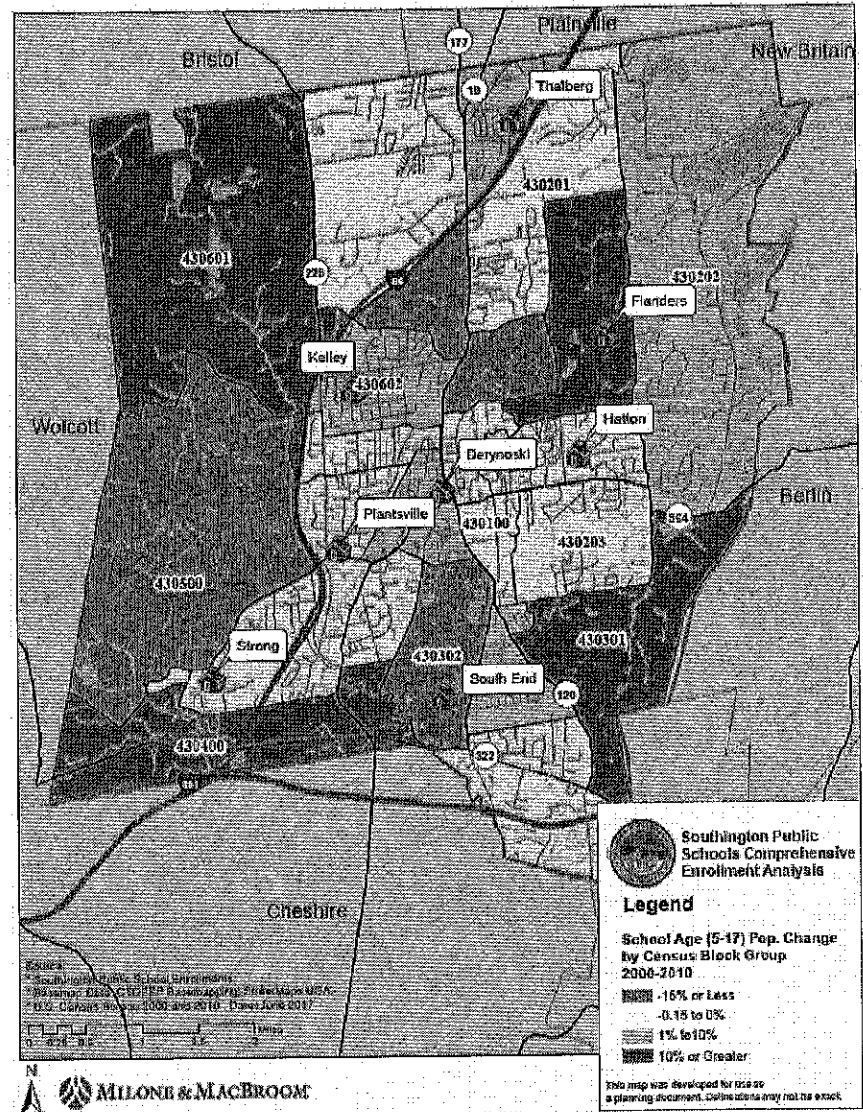


Demographics: Student Age Pop.

- School-age children increased 6% during the 2000s – slower than total population growth
- Estimated to have lost that increase by 2015

School-Aged (5-17) Population Change

Census Tract	2000	2010	2000-2010 Change		2015 ACS Est.
			#	%	
430201	656	668	12	1.8%	854
430100	589	565	-24	-4.1%	489
430202	821	926	105	12.8%	795
430203	629	609	-20	-3.2%	700
430301	614	683	69	11.2%	704
430302	538	488	-50	-9.3%	488
430400	734	832	98	13.4%	455
430500	1,137	1,298	161	14.2%	1,026
430601	765	834	69	9.0%	699
430602	588	617	29	4.9%	749
TOTAL:	7,071	7,520	449	6.3%	6,959



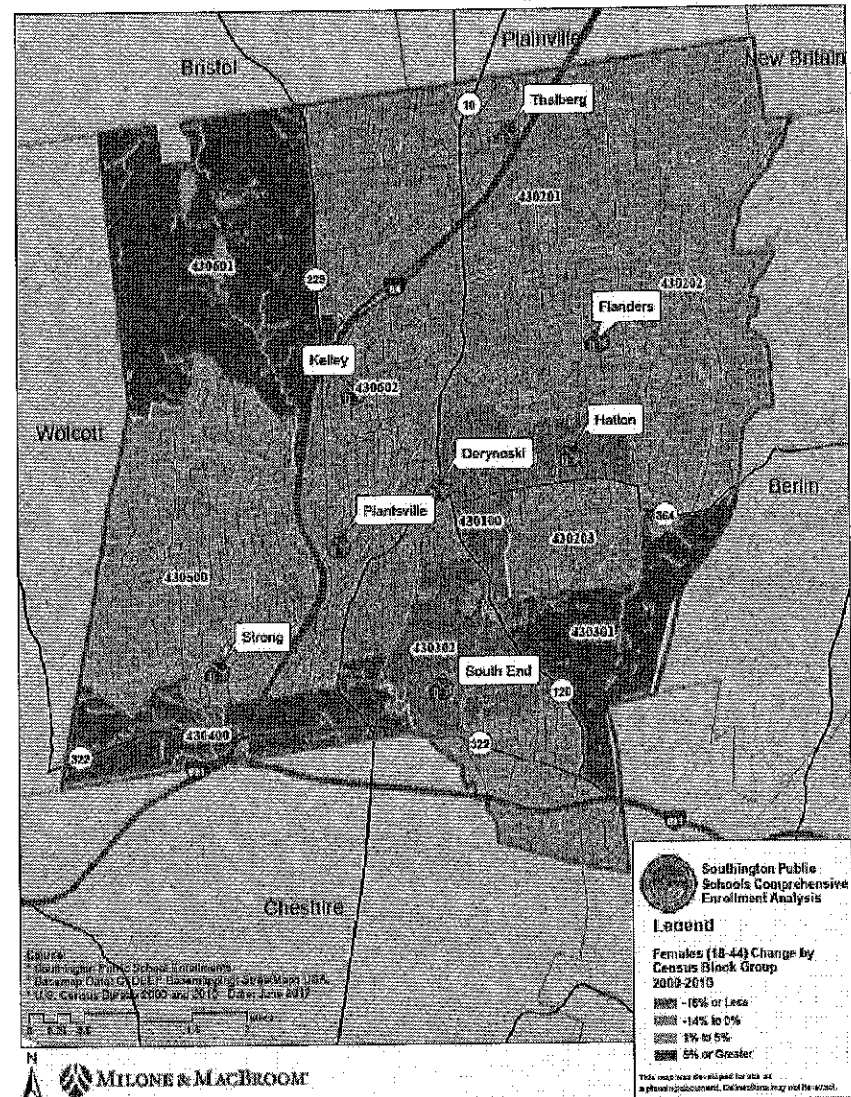


Demographics: Females 18-44

- Females 18-44 decreased 7% in the 2000s
- Estimated to have decreased another 10% by 2015

Change of Females Ages 18-44

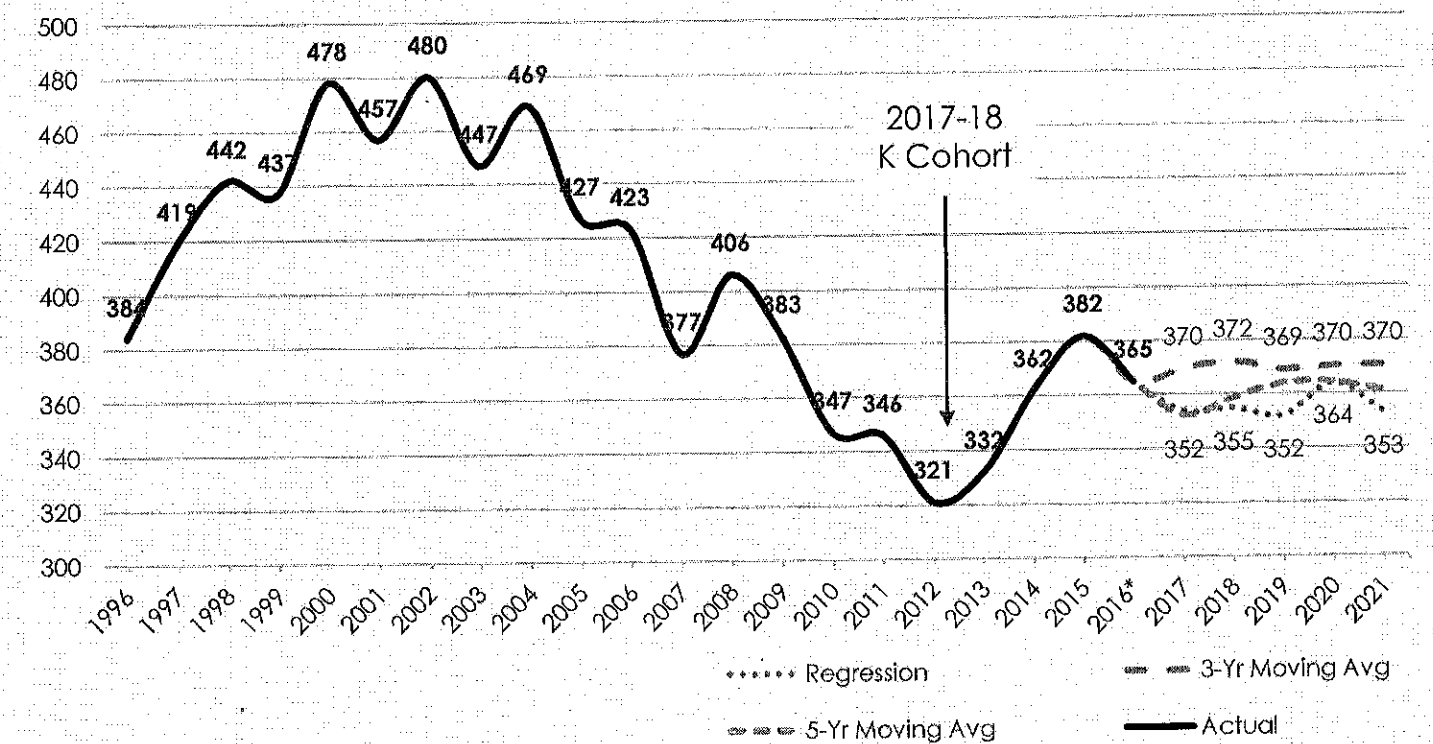
Census Tract	2000	2010	2000-2010 Change		2015 ACS Est.
			#	%	
430201	596	535	-61	-10.2%	420
430100	797	679	-118	-14.8%	591
430202	642	642	0	0.0%	661
430203	575	516	-59	-10.3%	449
430301	512	521	9	1.8%	499
430302	502	403	-99	-19.7%	404
430400	827	802	-25	-3.0%	625
430500	1126	1046	-80	-7.1%	962
430601	875	910	35	4.0%	755
430602	657	558	-99	-15.1%	593
TOTAL:	7,109	6,612	-497	-7.0%	5,959





Demographics: Births

Southington Actual and Projected Births



- Births peaked in the early 2000s and had started to decline prior to Recession
- Recent increasing trend may have reached plateau



Demographics: Households

- Almost 30% of households in Southington include children under the age of 18 – largely living in married-couple families
- More households have school-age children (6-17 years) than young children, under 6
- Indicator of families moving into the community with children ready to enter system, rather than settling in the community prior to having children

2015 Households by Type		
Household Type	Estimate	% of Total Households
Total Households	17,082	100.0%
Average Household Size	2.53	
With Own Children Under 18 Years	4,775	28.0%
Married Couple Families	10,182	59.6%
Average Household Size	3.1	
With Own Children Under 18	3,926	23.0%
Under 6 Years	1,040	6.1%
Under 6 and 6 to 17	554	3.2%
6 to 17 Only	2,332	13.7%
Female Householder, No Husband	1,443	8.4%
Average Household Size	2.92	
With Own Children Under 18	629	3.7%
Under 6 Years	113	0.7%
Under 6 and 6 to 17	97	0.6%
6 to 17 Only	419	2.5%
Nonfamily Households	4,778	28.0%
Average Household Size	1.15	
Householder Living Alone	4,166	24.4%

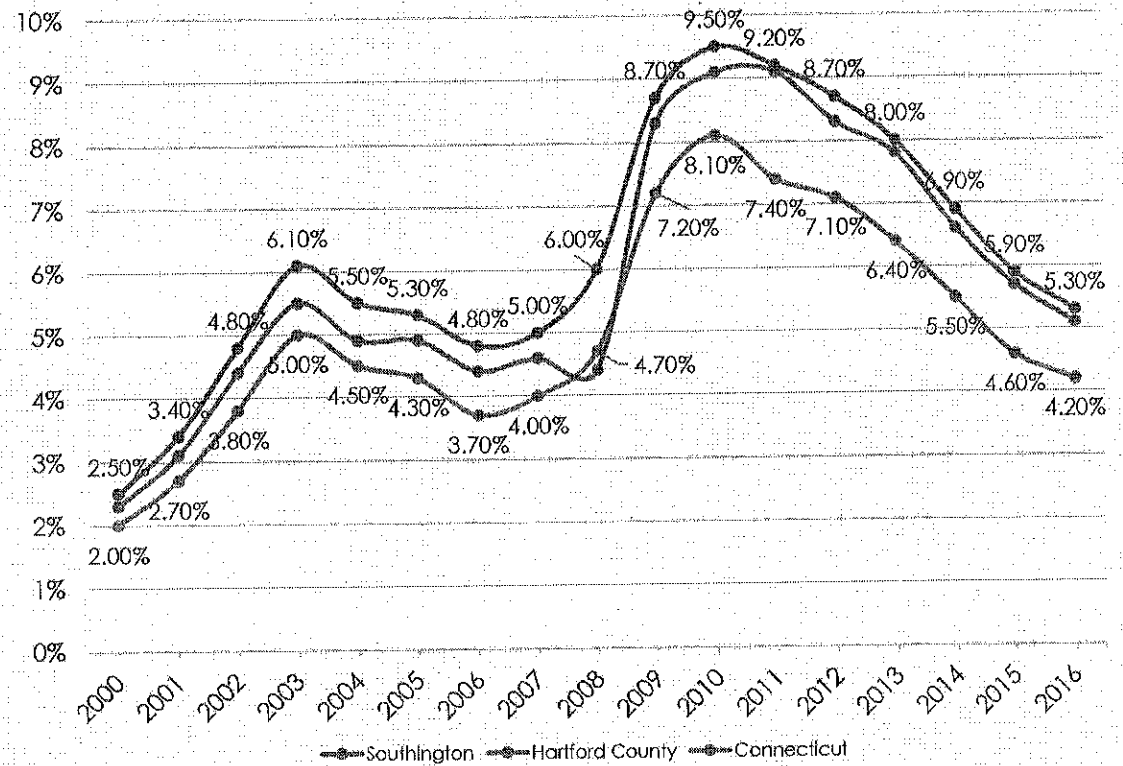
Source: American Community Survey 2011-15



Economic: Unemployment Rates

- Unemployment generally follows Hartford County trends, slightly higher than State rates
- Slow recovery, but back to pre-recession levels

Southington, Hartford County and CT Unemployment Rates





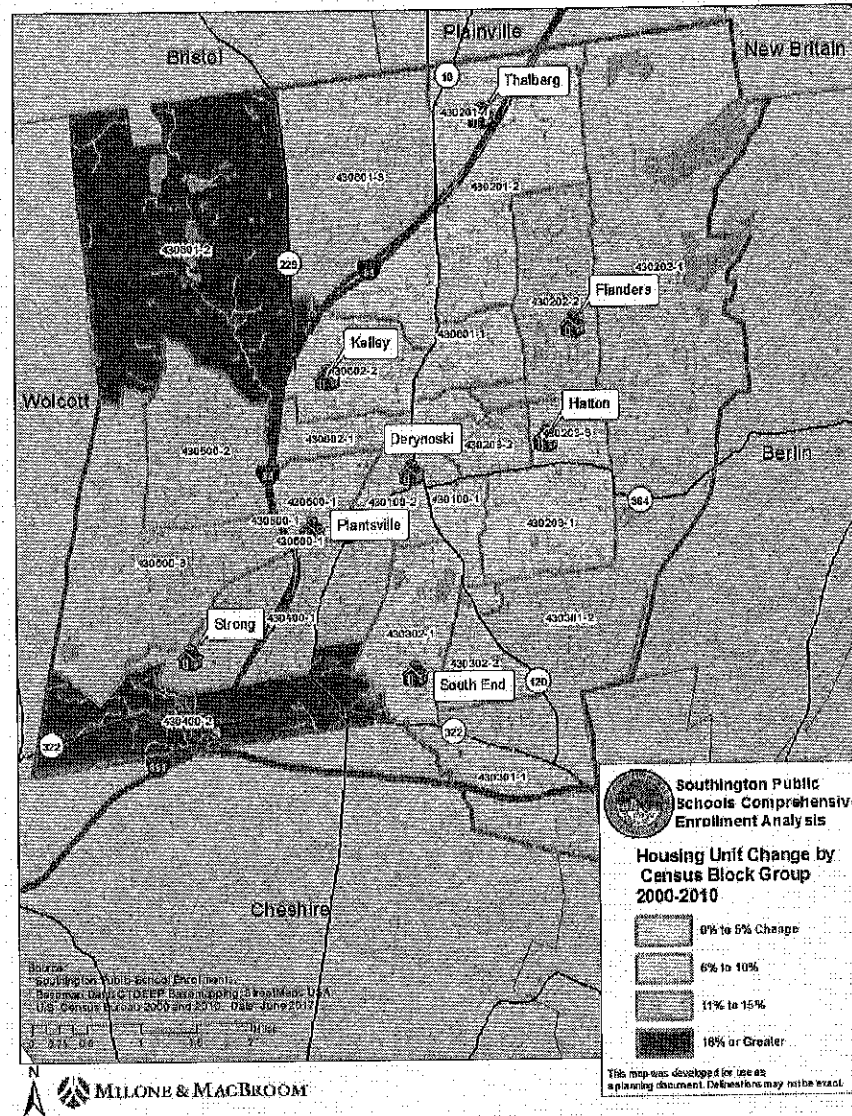
Housing: Total Units

- Housing Increased at a greater rate than total population during the 2000s

Housing Unit Change

Census Tract	2000	2010	2000-2010 Change		2015 ACS Est.
			#	%	
430201	1,258	1,356	98	7.8%	1,436
430100	1,649	1,726	77	4.7%	1,848
430202	1,442	1,657	215	14.9%	1,734
430203	1,698	1,837	139	8.2%	2,021
430301	1,113	1,290	177	15.9%	1,387
430302	1,023	1,043	20	2.0%	1,126
430400	1,562	2,060	498	31.9%	2,270
430500	2,092	2,344	252	12.0%	2,474
430601	1,913	2,139	226	11.8%	2,260
430602	1,333	1,362	29	2.2%	1,481

TOTAL: 15,083 16,814 1,731 11.5% 18,037



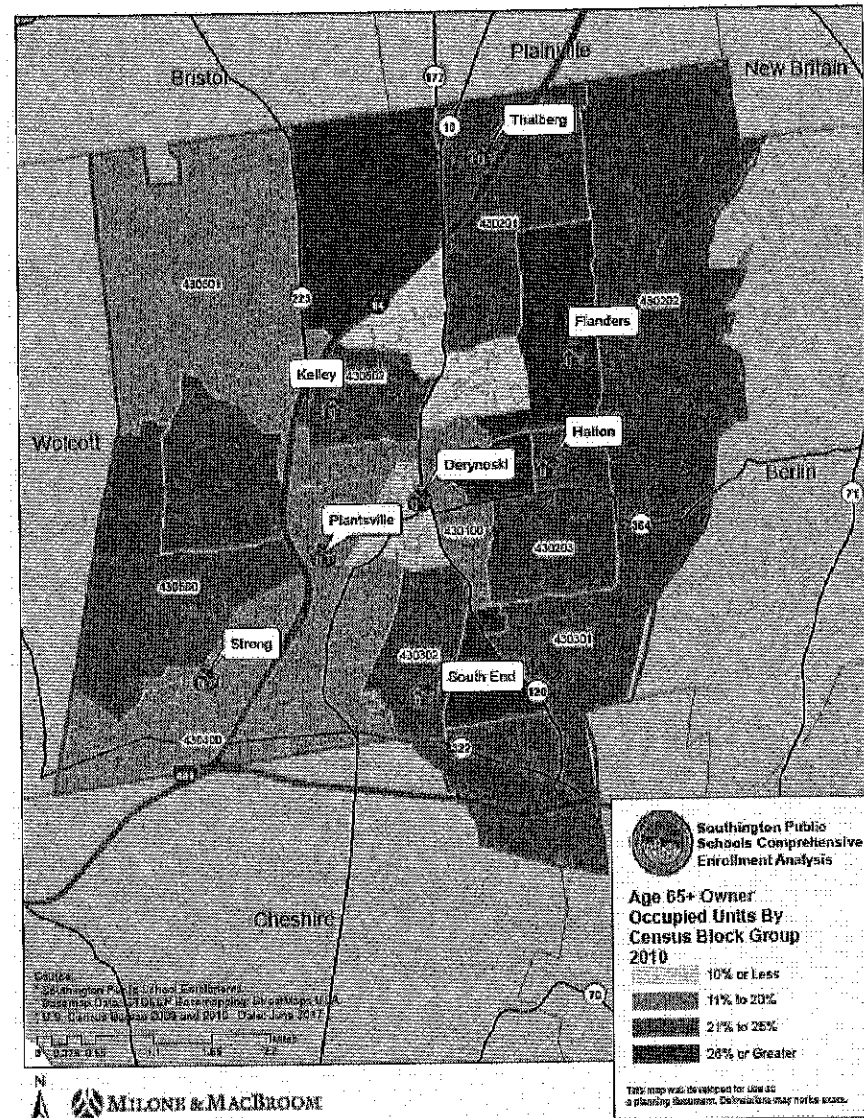


Housing: Householder Age 65+

- About 30% of all households are headed by a resident age 65+
- Housing stock ripe for turn over

Householder Age 65+

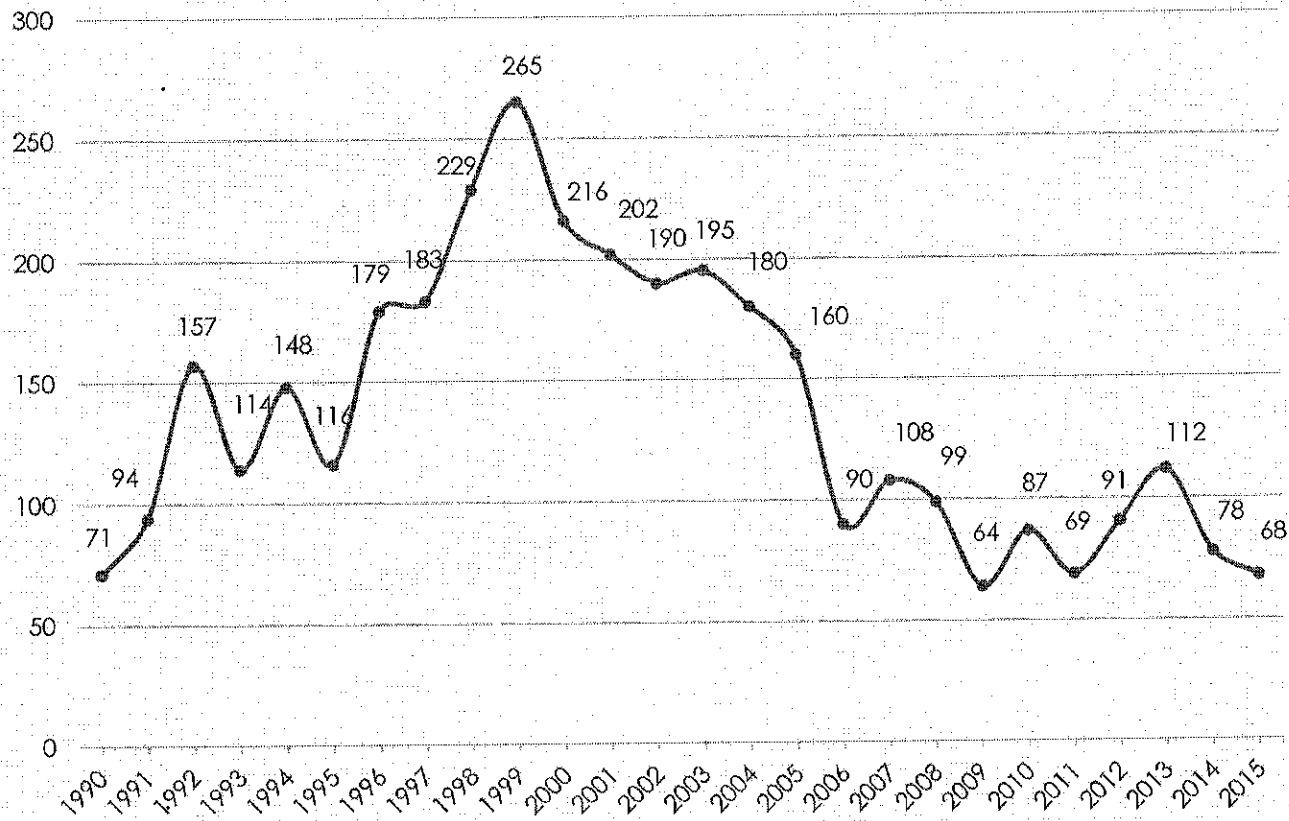
Census Tract	2000	2010	2000-2010 Change		2015 ACS Est.
			#	%	
430201	270	409	139	51.5%	445
430100	454	455	1	0.2%	508
430202	315	401	86	27.3%	566
430203	679	855	176	25.9%	990
430301	264	330	66	25.0%	383
430302	251	266	15	6.0%	341
430400	369	506	137	37.1%	648
430500	404	594	190	47.0%	611
430601	629	832	203	32.3%	815
430602	311	299	-12	-3.9%	426
TOTAL:	3,946	4,947	1,001	25.4%	5,733





Housing: Permits

Southington Housing Permits
1990 - 2015



Source: CT DECD

- Housing permits peaked in the early 2000s
- Permitting still at low, recessionary levels



Housing: Recent Development

- Almost 500 additional units under construction, approved or pending
- Completed units in single-family subdivisions have generated 80+ students across all grades
- Families moving in ready to enroll

Planned Housing Projects

Project Name	Status	# of Units	Unit Type	Unit Breakdown	2016-17 Students
Beecher Street School Adaptive Reuse	Approved	20-22	1-3 Bedroom Apartments	12-13 Three BR, 8-10 One to Three BR units - depends on historic building review	0
Liberty Street Development	Under construction	34	2-3 Bedroom	30 Two BR and 4 Three BR Units	1 High
Applegate Phase 4,5,6	Pending	49	Unknown	# of BR per unit TBD	0
Edin Ave Apartments	Approved - may be modified with new owner now	64	1-2 Bedroom	3 One BR and 61 Two BR Units	0
Total		167		Total Students	1

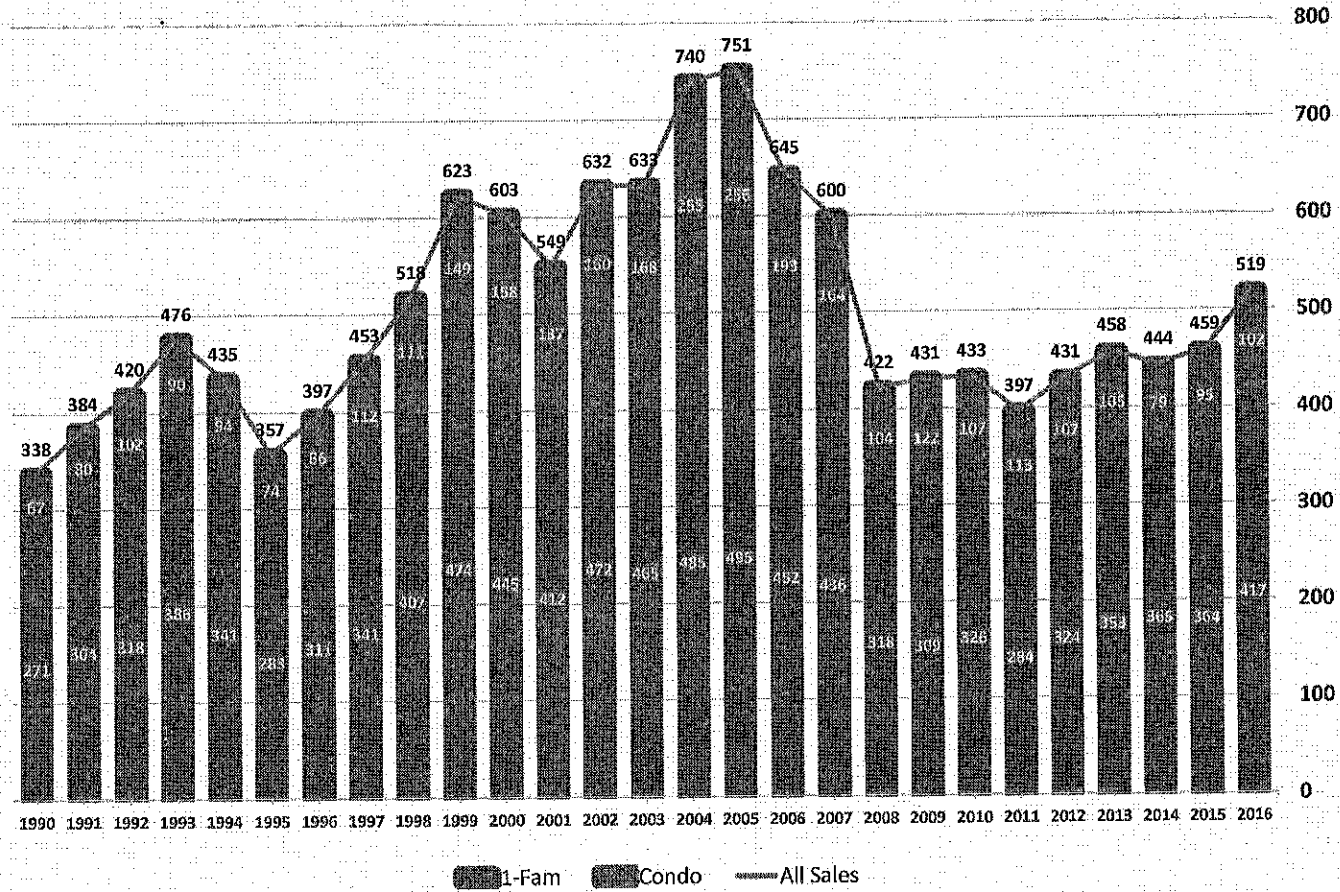
Approved Subdivisions June 2013 - Present

Project Name	Status	# of Units	Unit type	2016-17 Students	Total Students
Loper Street	under construction	72	Single-family	0	0
FRAL, LLC	under construction	17	Single-family	0	0
Hillcrest Village	under construction	100	Single-family	2 Elem; 1 Middle	3
Wonx Spring Rd (Hunter's Lane)	under construction	19	Single-family	4 Elem; 1 Middle	5
Welch Road Pine Valley Golf Course	under construction	94	Single-family	47 Elem; 17 Middle; 5 High	69
East Gate Meadows (Steeplechase)	under construction	20	Single-family	5 Elem; 1 Middle	6
Total		322		Total Students	83



Housing: Sales

Southington Housing Sales 1990-2016



- Condo sales important component of housing market boom of mid-2000s
- Single-family home sales generally increasing since 2011 low



Housing: Sales

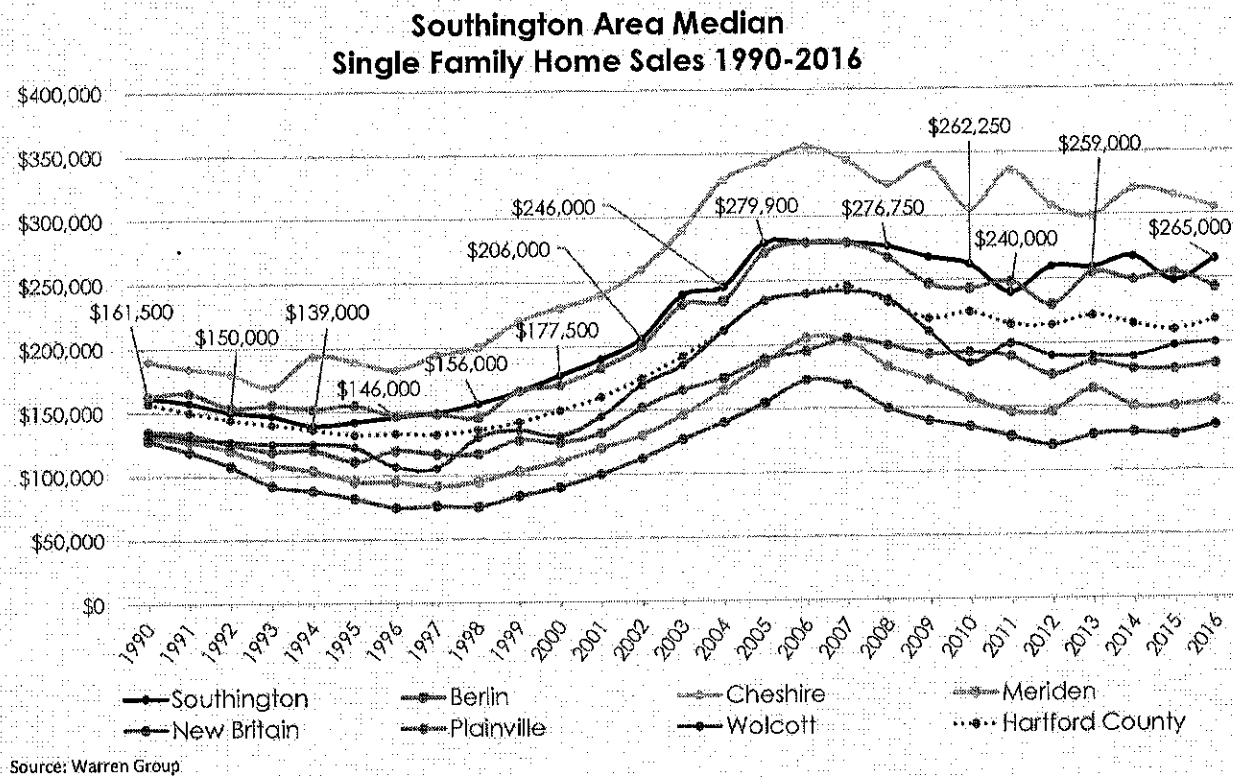
Year	Period	1-Fam	Condo	Total	Year Over Year Change
2010	Jan - Dec	326	107	433	
2011	Jan - Dec	284	113	397	-8.3%
2012	Jan - Dec	324	107	431	8.6%
2013	Jan - Dec	353	105	458	6.3%
2014	Jan - Dec	365	79	444	-3.1%
2015	Jan - Dec	364	95	459	3.4%
2016	Jan - Dec	417	102	519	13.1%
2017	Jan-Dec*	426	112	539	3.8%

* Estimated based on Jan-Jul sales of 217 single-family and 63 condos, and the average half-year split of sales over the last three years

- Significant increase in sales in 2016
- Based on first half of 2017, sales look to be on pace with 2016 levels



Housing: Sales Prices



- Southington has consistently had higher sales prices than more urban and rural neighboring communities, as well as Hartford County
- Significantly lower prices than neighboring Cheshire
- Prices recovering from Recession



Housing: Qualitative Sales Trends

- According to local realtors, Southington has a strong market right now – central location, access to highways and employment centers, and affordable houses
- Diverse market – relocations from other parts of the country, downsizing seniors, young families looking to buy first homes
- Sales stem from both those moving within Southington (down-sizing or buying up) and from new residents
- West Street and neighborhood around high school particularly hot locations due to new construction



Enrollment Trends: Students & Sales

School Year	Total 12 Months prev. Sales (Oct.-Oct.)	New to District Students Matched to Sale				Students per Sale
		K-5	6-8	9-12	TOTAL	
2013-14	564	52	20	11	83	0.15
2014-15	497	63	12	9	84	0.17
2015-16	492	58	10	8	76	0.15
2016-17	566	75	20	7	102	0.18
TOTAL	2,119	248	62	35	345	0.16

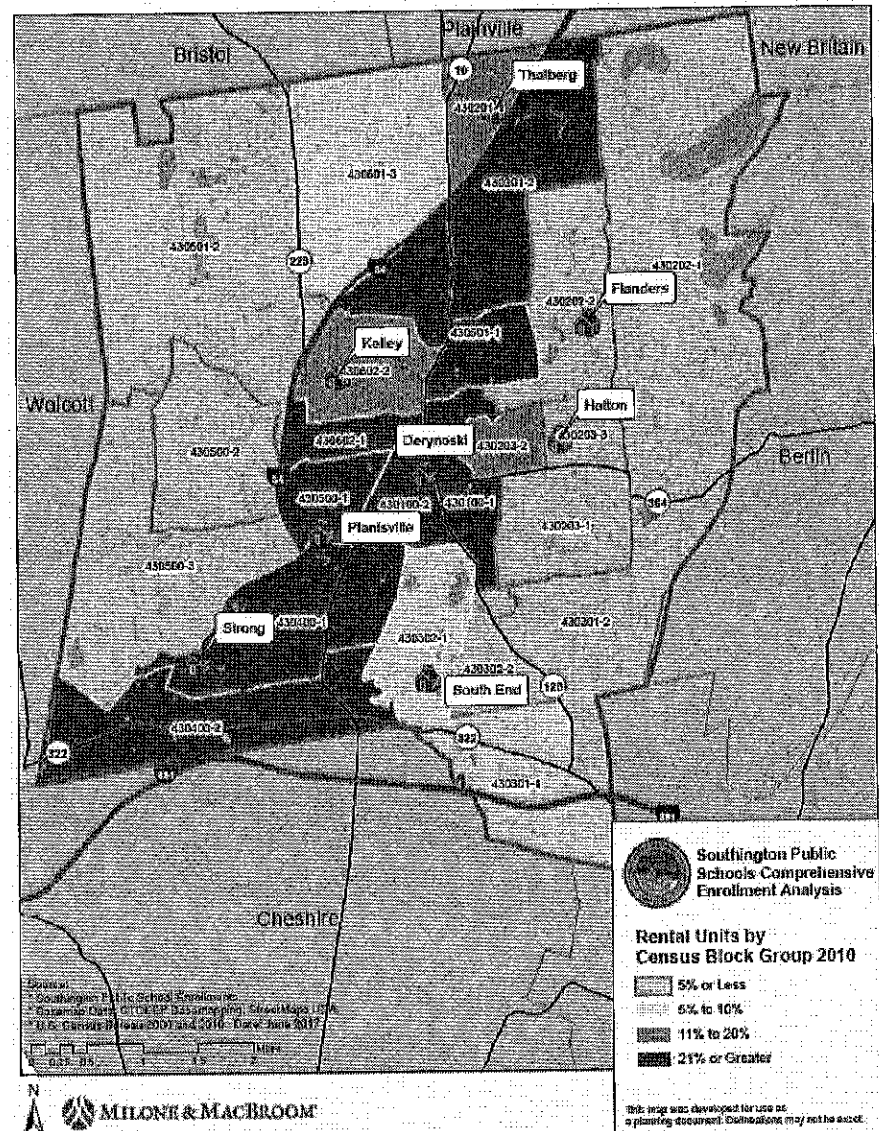
- Identified students new to District in each of the past four years (through id number)
- Address-matched those students to housing sales in the 12 months preceding that school year's Oct. 1st enrollment count
- Families are moving into the district with students ready to matriculate, especially elementary students
- Trends in overall sales – not just new units - need to be monitored closely moving forward



Housing: Rental Units


- 17% of units in Southington are renter occupied
- Concentrated along the I-84 corridor

Rental Unit by Block Group 2010	
Census Tract	#
430100	724
430201	242
430202	36
430203	210
430301	81
430302	68
430400	516
430500	222
430601	541
430602	198
TOTAL:	2,838





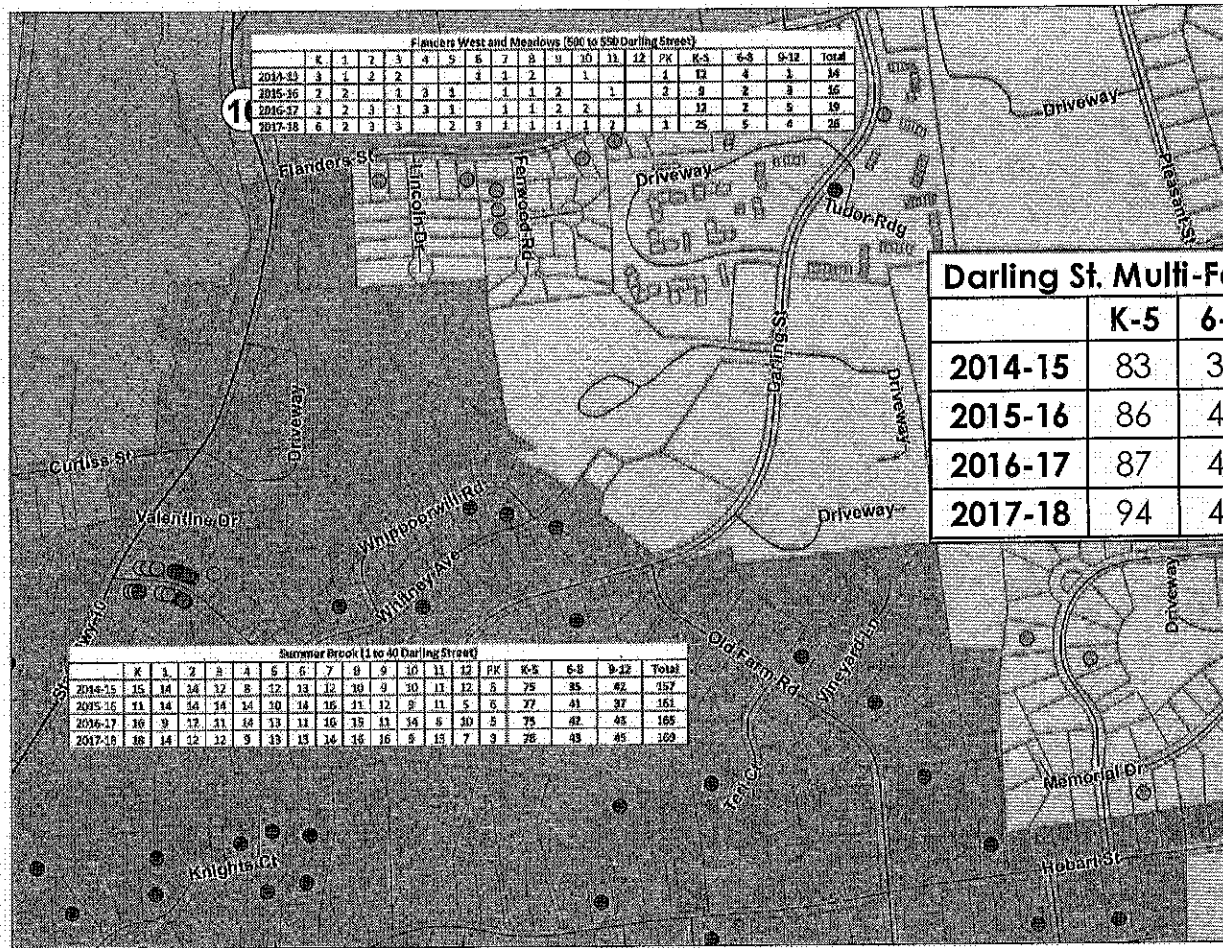
Housing: Rental Vacancy Rates



- Rental vacancy rates are similar to those at County and State levels
- Decreasing over the last five years



Housing: Rental Enrollment Trends




	K-5	6-8	9-12	Total
2014-15	83	39	43	171
2015-16	86	43	40	177
2016-17	87	44	48	184
2017-18	94	48	49	195

- Enrollments from Summer Brook, Flanders West and Meadows have increased about 14% over the last four years
- May be impacting Flanders enrollments



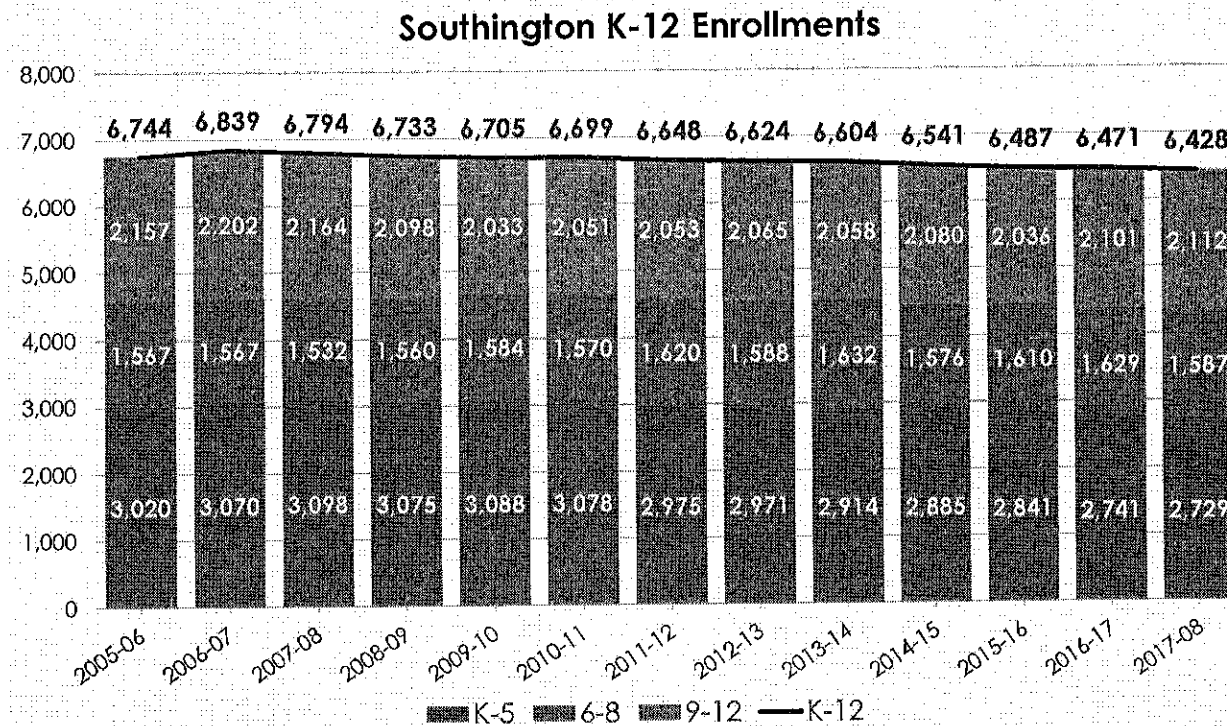
Housing: Plans for Growth

- Key Issues:
 - Preserve remaining open space
 - Increase diversity of housing stock
 - Aging population will continue to grow while younger age cohorts will stay roughly the same
 - The focus of development is to address affordable housing and accommodate an aging population





Enrollment: District-Wide

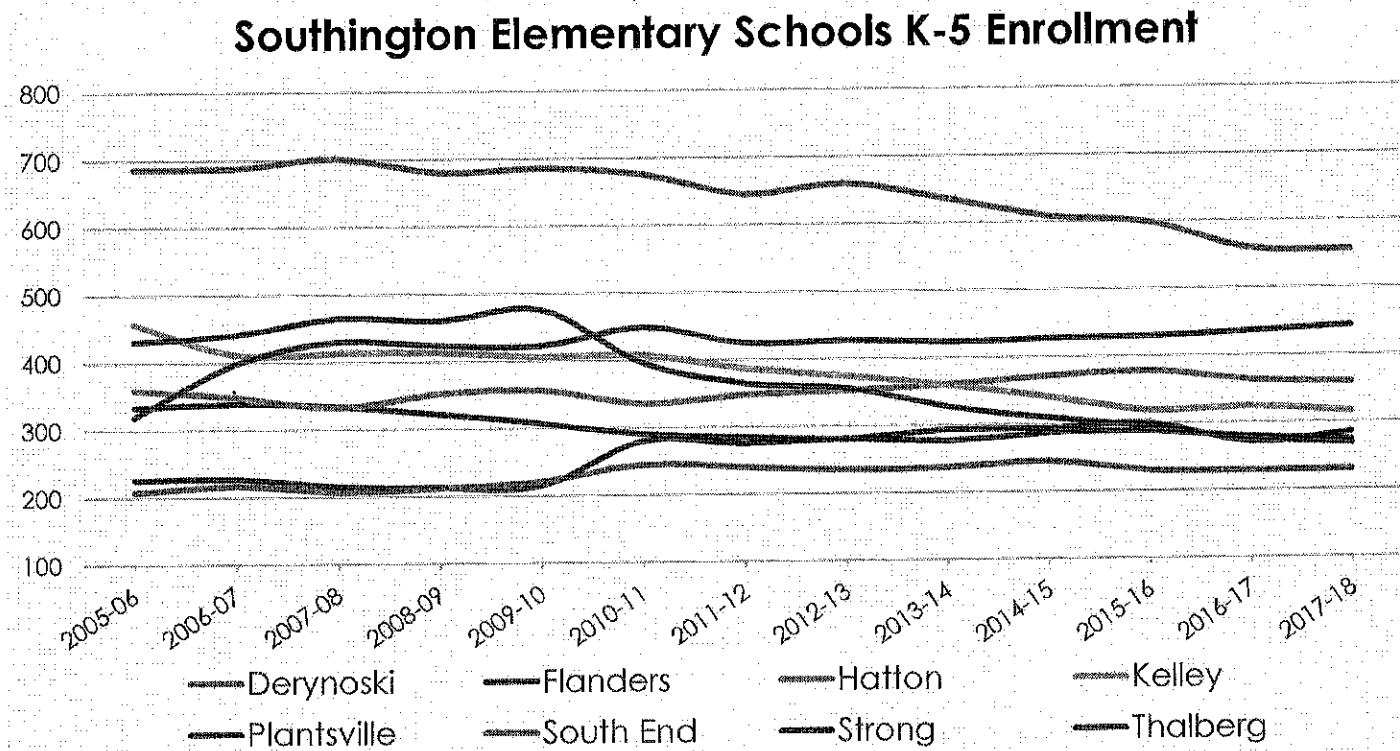


Note that 2017-18 numbers are from 9/13/17, all others are Oct. 1st

- About 6% decrease in total K-12 from peak enrollment in 2006-07
- However, 8% decrease in K-5 over last five years, 12% decrease over last decade
- Middle school enrollments have remained relatively flat over the last five years, and are up almost 4% over the decade
- High school enrollment is up slightly (about 2%) over the last five years, but down slightly (about 2%) from a decade ago



Enrollment: Elementary Schools

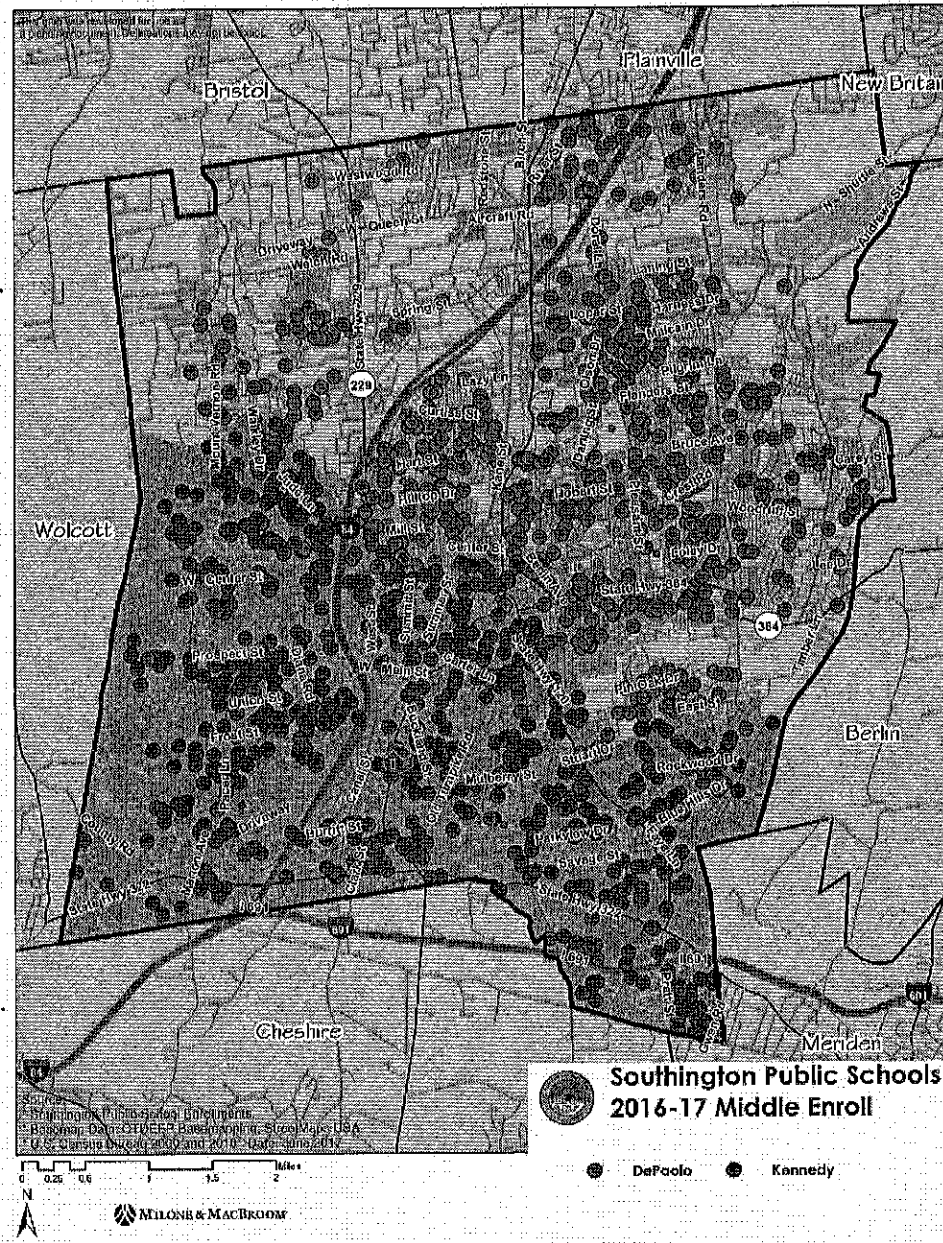


Note that 2017-18 numbers are from 9/13/17, all others are Oct. 1st

- Derynoski, Kelley and Strong have experienced the most significant decreases over the last five years (-16%, -16% and -25% respectively)
- Flanders, Hatton, and Thalberg have experienced small increases over the last five years (2%, 2% and 4% respectively)

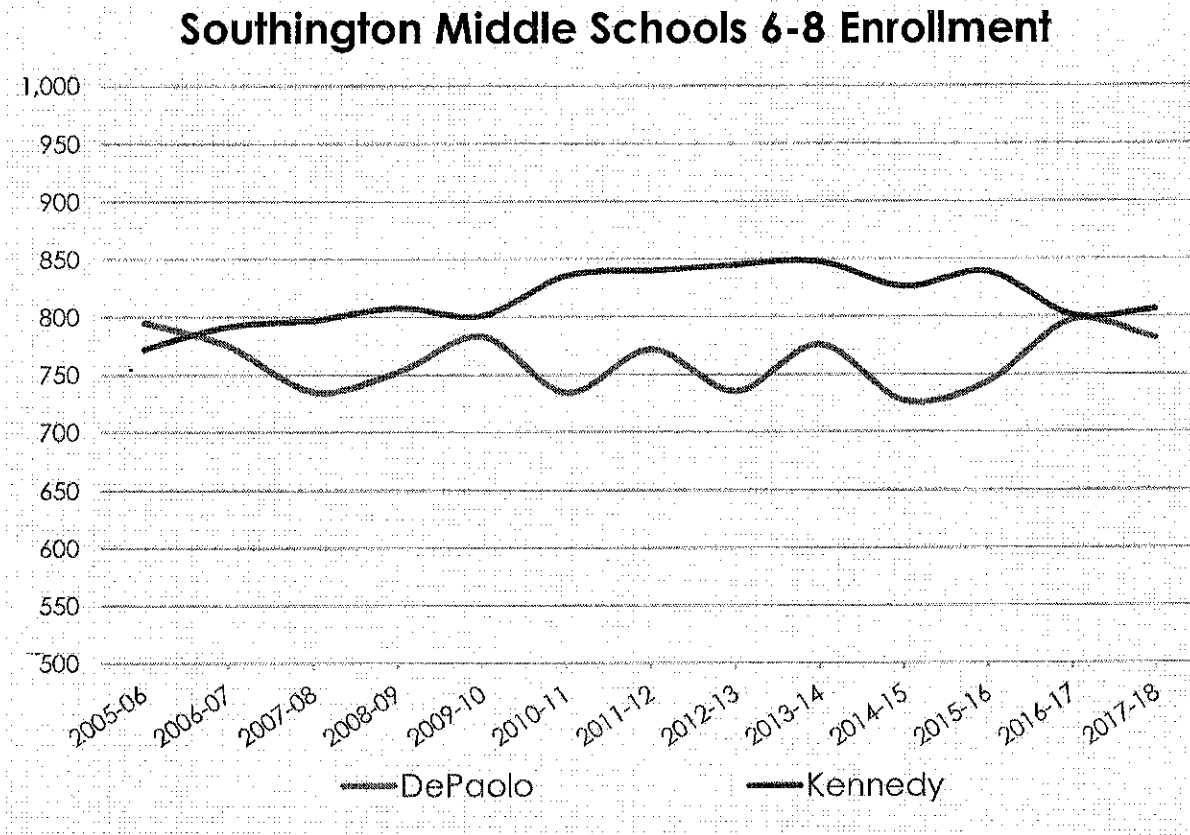


Enrollment: Middle Schools





Enrollment: Middle Schools



- Kennedy traditionally larger by about 100 students over the last decade
- Enrollments approached even levels in 2016-17 - first time in ten years

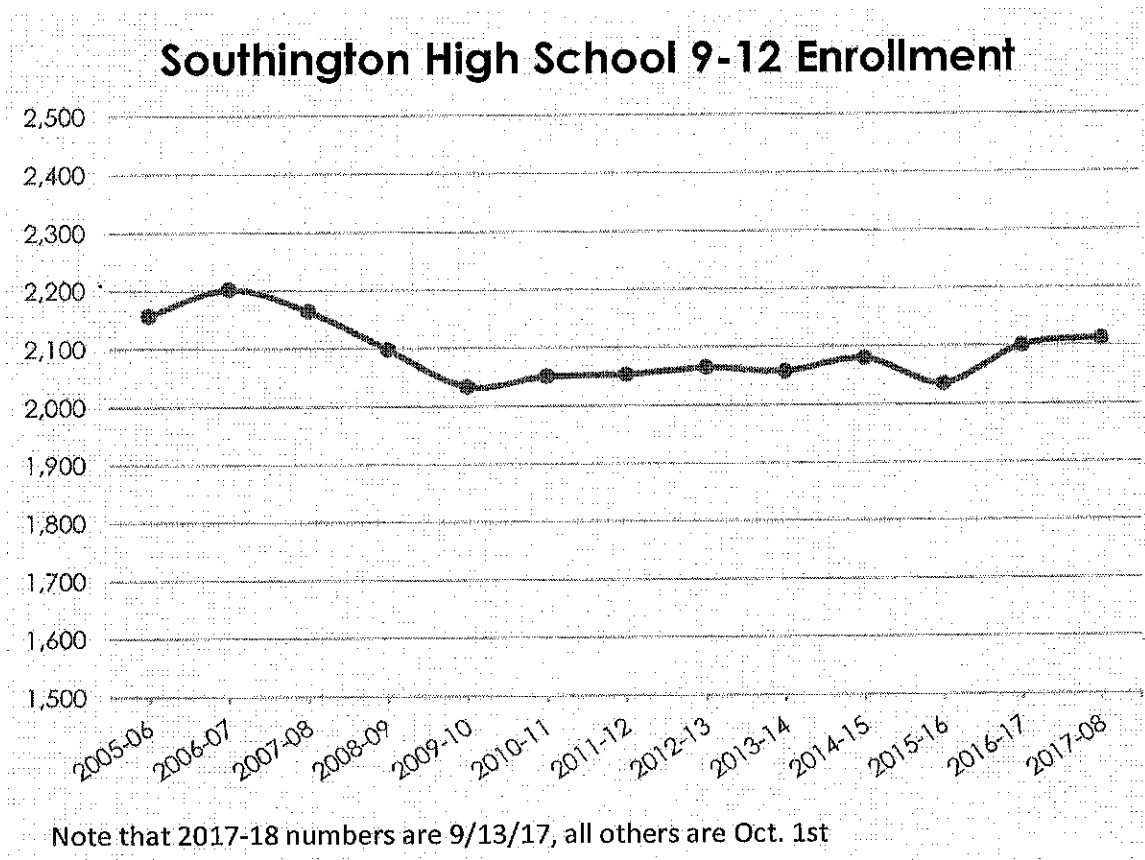


Enrollment: High School





Enrollment: High School

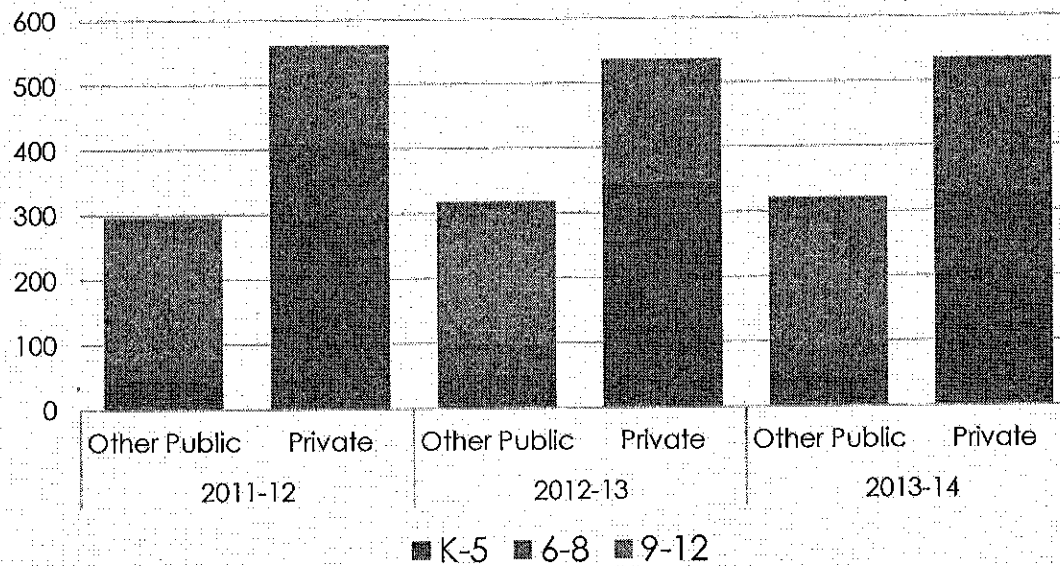


- Rather steady enrollment over the past decade
- Slightly increasing (2%) over the last five years



Enrollment: Out of District

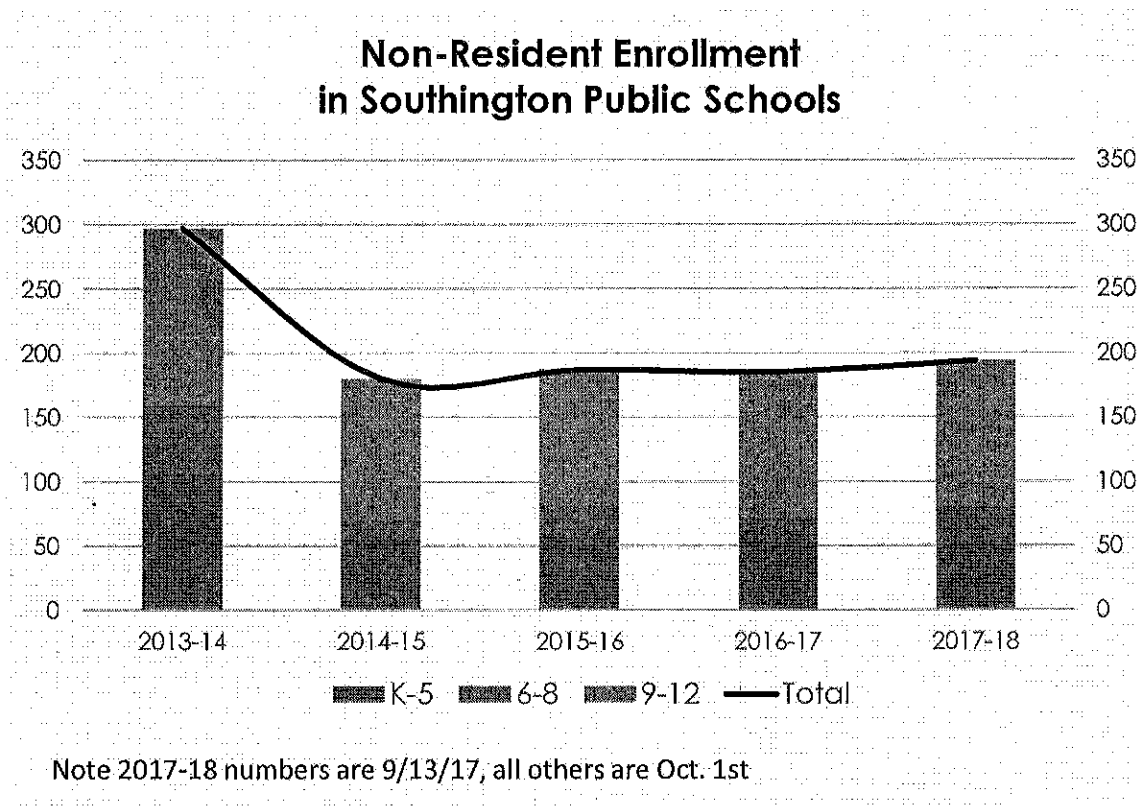
Other Public and Private Enroll of Southington Students



- Recent data unavailable from CSDE
- However, Southington Catholic still enrolls about 150 PK-8 students primarily from Southington with St. Paul Catholic, Xavier and Mercy common parochial high school choices
- CREC and Hartford magnet schools attract about 90 student each from Southington
- Participation in Open Choice brings about 80 out-of-district students into Southington



Enrollment: Non-Residents



- Relatively steady enrollment of non-residents the last four years
- Primarily at high school level
- Greatest fluctuation at middle school level, but lowest total numbers, so minimal impact



Enrollment: Historical

Year	Births	K	1	2	3	4	5	6	7	8	9	10	11	12	PK	K-5	6-8	9-12	K-12
2005-06	478	508	498	498	506	523	487	507	541	519	568	559	559	471		3,020	1,567	2,157	6,744
2006-07	457	479	554	503	502	507	525	493	516	558	534	563	560	545		3,070	1,567	2,202	6,839
2007-08	480	508	495	565	505	502	523	534	493	505	574	509	545	536		3,098	1,532	2,164	6,794
2008-09	447	500	538	484	550	503	500	525	541	494	508	569	490	531		3,075	1,560	2,098	6,733
2009-10	469	470	531	527	485	557	518	511	529	544	503	493	553	484		3,088	1,584	2,033	6,705
2010-11	427	483	497	525	537	477	559	532	510	528	527	476	504	544		3,078	1,570	2,051	6,699
2011-12	423	420	505	494	522	547	487	563	543	514	562	512	479	500	97	2,975	1,620	2,053	6,648
2012-13	377	424	449	527	481	529	561	493	561	534	524	539	505	497	116	2,971	1,588	2,065	6,624
2013-14	406	452	463	462	525	479	533	560	492	580	517	506	510	525	100	2,914	1,632	2,058	6,604
2014-15	383	445	474	471	467	532	496	523	561	492	558	503	500	519	85	2,885	1,576	2,080	6,541
2015-16	347	409	454	478	476	479	545	511	530	569	492	545	493	506	96	2,841	1,610	2,036	6,487
2016-17	346	400	413	472	484	486	486	555	531	543	572	474	548	507	111	2,741	1,629	2,101	6,471
2017-08	321	424	423	420	484	485	493	489	560	538	526	549	476	561	70	2,729	1,587	2,112	6,428

- Compounding affects of smaller incoming grade cohorts
- Enrollment decline currently affecting elementary schools likely to precipitate decline in middle and high schools in the near future



Projections Method: Primer

- The Cohort Survival Methodology Relies on Observed Data from the Recent Past in Order to Project the Near Future
- Persistency Ratios Calculated From Historic Enrollment Data to Determine Growth or Loss in a Class as It Progresses Through School System
- Persistency Ratios Account for the Various External Factors Affecting Enrollments: Housing Characteristics, Residential Development, Economic Conditions, Student Transfers In and Out of System, and Student Mobility
- Changes in Population, Housing Stock and Tenure, and Economic Conditions Help Explain Persistency Ratios
- Greatest confidence in first five years of projections because based on known data – births and current enrollments



Projections: Persistency Ratios

	B-K	K-1	1-2	2-3	3-4	4-5	5-6	6-7	7-8	8-9	9-10	10-11	11-12
2005-06	1.0628	1.0353	1.0484	1.0100	1.0116	1.0210	1.0432	1.0037	1.0078	1.0327	0.9705	0.9929	N/A
2006-07	1.0481	1.0906	1.0100	1.0080	1.0020	1.0038	1.0123	1.0178	1.0314	1.0289	0.9912	1.0018	0.9750
2007-08	1.0583	1.0334	1.0199	1.0040	1.0000	1.0316	1.0171	1.0000	0.9787	1.0287	0.9532	0.9680	0.9571
2008-09	1.1186	1.0591	0.9778	0.9735	0.9960	0.9960	1.0038	1.0131	1.0020	1.0059	0.9913	0.9627	0.9743
2009-10	1.0021	1.0620	0.9796	1.0021	1.0127	1.0298	1.0220	1.0076	1.0055	1.0182	0.9705	0.9719	0.9878
2010-11	1.1311	1.0574	0.9887	1.0190	0.9835	1.0036	1.0270	0.9980	0.9981	0.9688	0.9463	1.0223	0.9837
2011-12	0.9929	1.0455	0.9940	0.9943	1.0186	1.0210	1.0072	1.0207	1.0078	1.0644	0.9715	1.0063	0.9921
2012-13	1.1247	1.0690	1.0436	0.9737	1.0134	1.0256	1.0123	0.9964	0.9834	1.0195	0.9591	0.9863	1.0376
2013-14	1.1133	1.0920	1.0290	0.9962	0.9958	1.0076	0.9982	0.9980	1.0339	0.9682	0.9656	0.9462	1.0396
2014-15	1.1619	1.0487	1.0173	1.0108	1.0133	1.0355	0.9812	1.0018	1.0000	0.9621	0.9729	0.9881	1.0176
2015-16	1.1787	1.0202	1.0084	1.0106	1.0257	1.0244	1.0302	1.0134	1.0143	1.0000	0.9767	0.9801	1.0120
2016-17	1.1561	1.0098	1.0396	1.0126	1.0210	1.0146	1.0183	1.0391	1.0245	1.0053	0.9634	1.0055	1.0284
2017-18	1.3209	1.0575	1.0169	1.0254	1.0021	1.0144	1.0062	1.0090	1.0132	0.9687	0.9598	1.0042	1.0237
Long Term Average	1.1130	1.0524	1.0133	1.0031	1.0074	1.0176	1.0138	1.0091	1.0077	1.0055	0.9686	0.9874	1.0024
5 Year Average	1.1862	1.0456	1.0223	1.0111	1.0116	1.0193	1.0068	1.0123	1.0172	0.9808	0.9677	0.9848	1.0243
3 Year Average	1.2185	1.0292	1.0217	1.0162	1.0163	1.0178	1.0183	1.0205	1.0173	0.9913	0.9666	0.9966	1.0214
2 Year Average	1.2385	1.0336	1.0283	1.0190	1.0115	1.0145	1.0123	1.0241	1.0189	0.9870	0.9616	1.0049	1.0261
3 Year Weighted	1.2422	1.0354	1.0231	1.0187	1.0123	1.0161	1.0142	1.0198	1.0171	0.9861	0.9638	1.0006	1.0233
2 Year Weighted	1.2659	1.0416	1.0245	1.0211	1.0084	1.0145	1.0102	1.0191	1.0170	0.9809	0.9610	1.0046	1.0253

- Persistency > 1 means students moved into the cohort through transfers in, or retention
- Very consistent ratios slightly greater than 1 throughout decade and across cohorts means fluctuations in births have greater impact
- However, blip up in the Birth-K this year – new trend or anomaly?



Projections: Assumptions

- Low projections assume a sustained decrease in housing sales and low birth projections
- Medium projections assume housing sales sustain at current level, and medium birth projections
- High projections assume sustained increase in housing sales and births

Projection Model Assumptions

	Sales	Births	Unemployment
Low	440 - 470	350 - 360	6.0 - 7.0
Medium	490 - 520	350 - 365	5.3 - 5.9
High	520 - 575	365 - 375	4.6 - 5.3

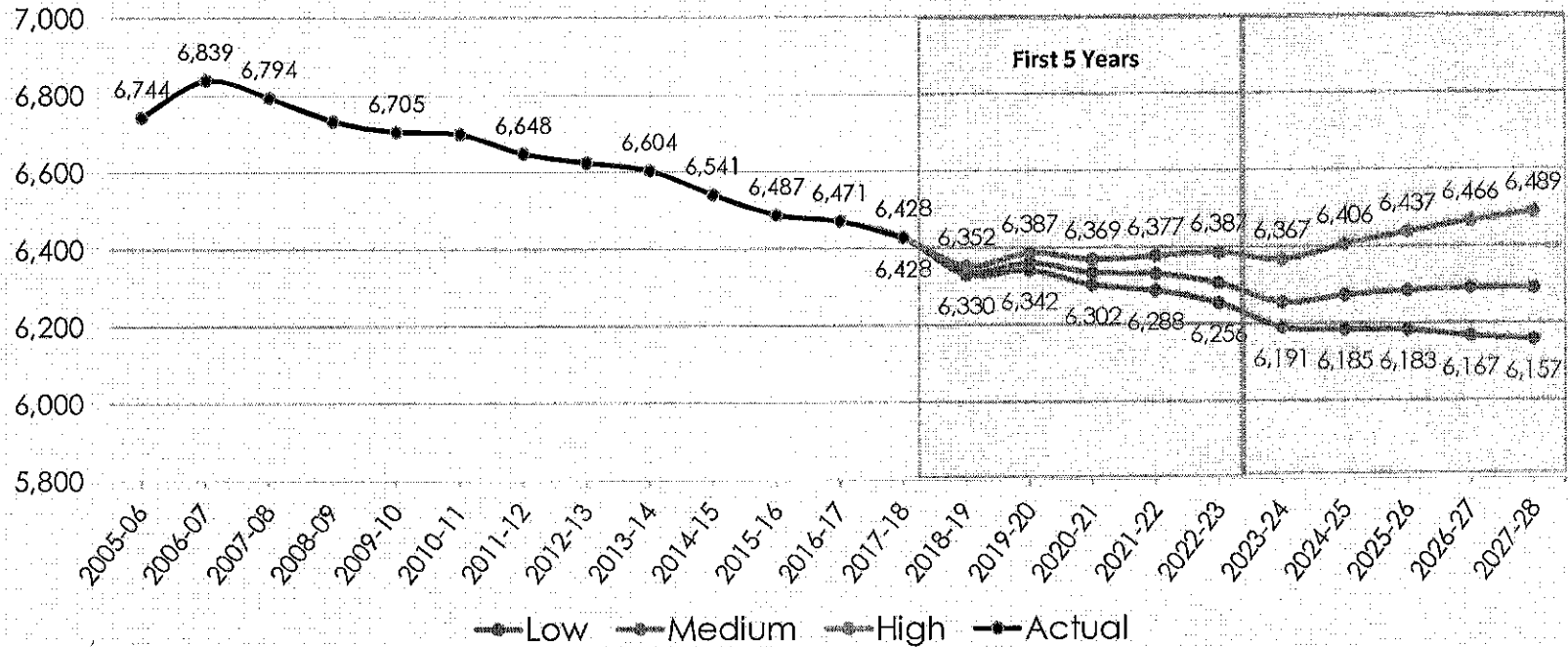
Medium projection model is best fit; however, given interest in long-range planning for facilities, it would be prudent to benchmark against high projection model

Housing sales trends bear watching



Projections: Districtwide

K-12 Actual and Projected Enrollments

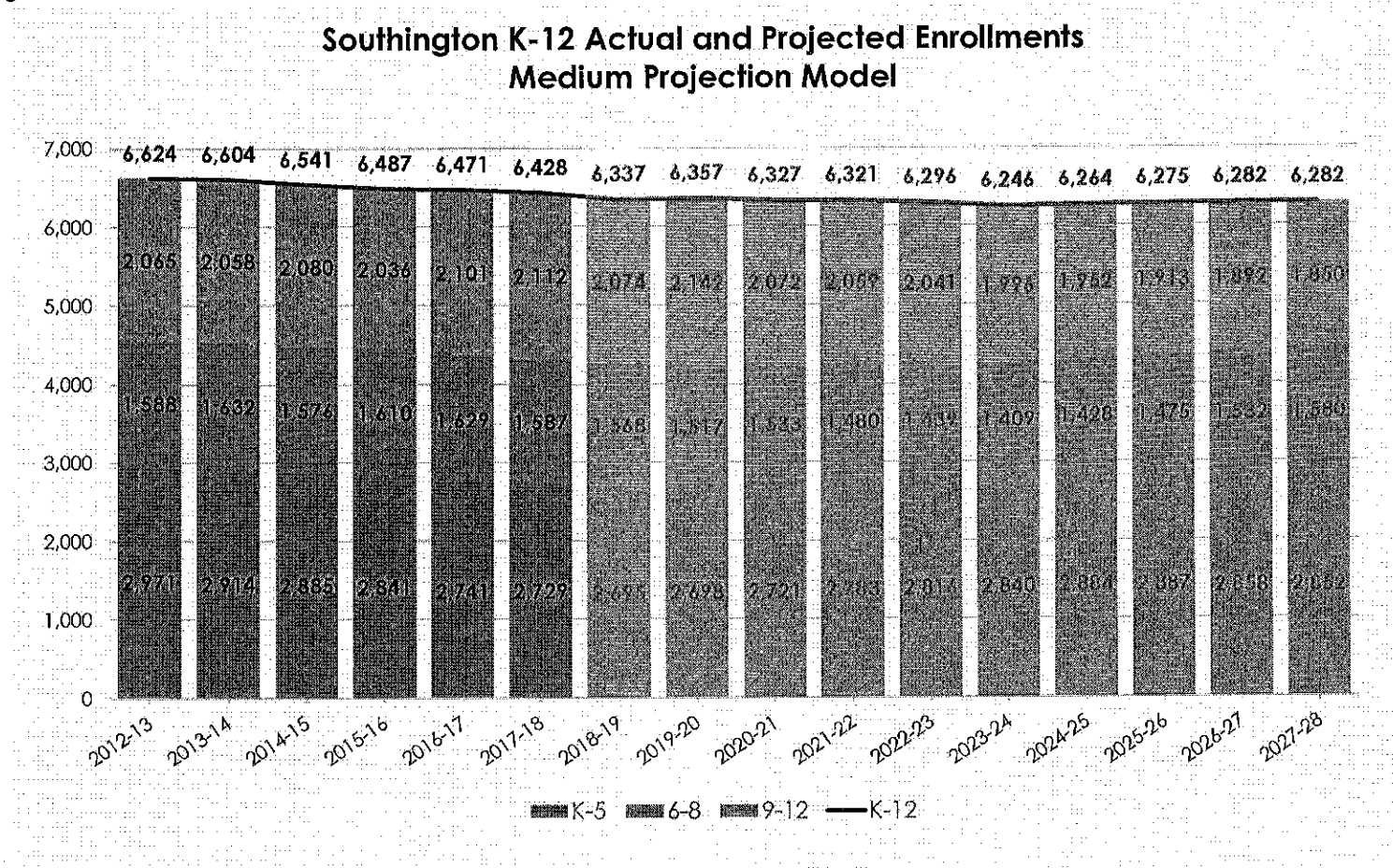


- All three models project leveling off of K-12 over the next couple of years around 6,335
- Medium model projects 2% decline over next five years, and out ten years
- High model projects plateau over first five years with slight increase over current enrolls out ten years



Projections: Districtwide - Medium

- Elementary projected to increase 3% over the next five years, and 4.5% out ten years
- Middle schools projected to decrease 10% over five years, and reach its low about six years out
- High school is projected to decrease about 4% out five years, and about 12% overall out ten years





Projections: Districtwide - Medium

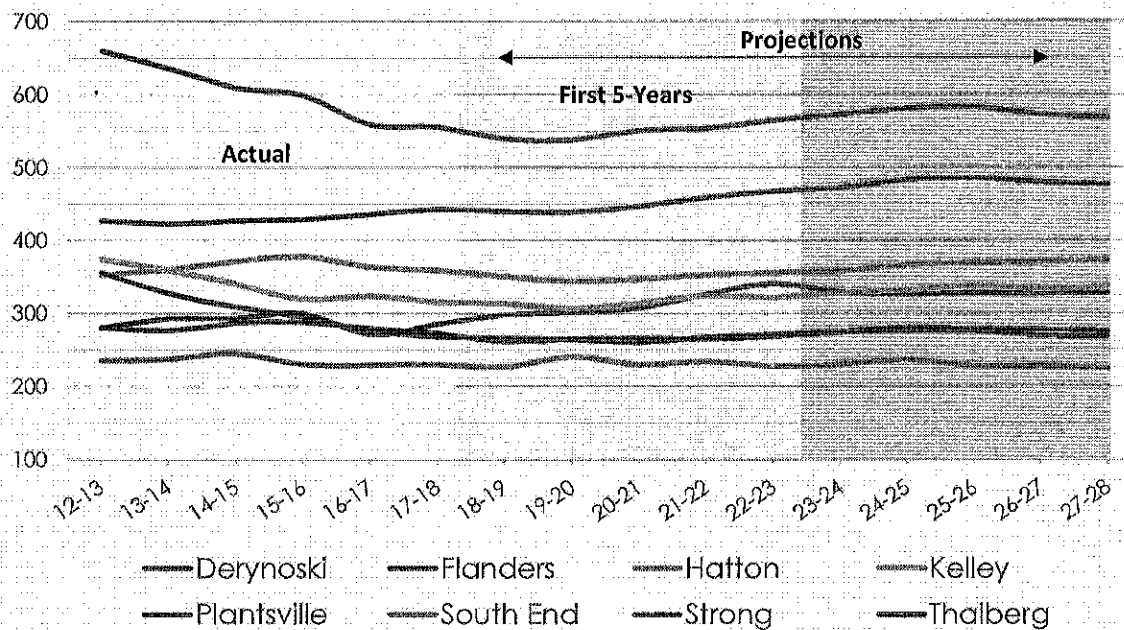
Year	Births 5 Years Previous	K	1	2	3	4	5	6	7	8	9	10	11	12	PK	K-5	6-8	9-12	K-12	PK-12
2017-18	321	424	423	420	484	485	493	489	560	538	526	549	476	561	70	2,729	1,587	2,112	6,428	6,498
2018-19	332	412	439	433	428	490	493	500	499	570	533	508	547	486	101	2,695	1,568	2,075	6,338	6,439
2019-20	362	450	427	449	441	433	498	500	510	507	565	516	507	559	101	2,698	1,517	2,146	6,360	6,461
2020-21	382	475	466	437	458	446	440	505	510	519	503	546	514	518	101	2,721	1,533	2,080	6,334	6,435
2021-22	365	453	491	476	445	463	453	446	515	518	514	486	544	525	101	2,783	1,480	2,069	6,332	6,432
2022-23	352	438	469	503	485	451	471	460	455	524	514	497	484	556	101	2,816	1,439	2,051	6,306	6,407
2023-24	359	446	453	480	512	491	458	477	469	463	519	497	495	495	101	2,840	1,409	2,006	6,256	6,357
2024-25	364	452	461	464	489	518	499	464	487	477	459	502	495	506	101	2,884	1,428	1,962	6,274	6,375
2025-26	364	453	468	472	472	495	527	506	473	495	473	444	500	506	101	2,887	1,475	1,923	6,285	6,386
2026-27	361	448	469	479	481	478	503	534	516	482	491	457	442	511	101	2,858	1,532	1,901	6,292	6,392
2027-28	360	447	464	480	488	487	486	510	545	525	477	474	456	452	101	2,852	1,580	1,859	6,291	6,392



Projections: Elementary

	12-13	13-14	14-15	15-16	16-17	17-18	18-19	19-20	20-21	21-22	22-23	23-24	24-25	25-26	26-27	27-28
Derynoski	660	636	609	599	559	556	539	538	551	554	565	573	581	583	573	569
Flanders	280	293	293	300	271	285	298	301	307	326	341	329	326	328	327	327
Hatton	352	360	371	378	363	359	350	344	347	353	356	358	366	369	371	373
Kelley	374	359	340	319	324	315	313	306	313	324	321	328	332	338	332	337
Plantsville	281	276	287	288	279	273	261	265	266	265	268	274	277	276	269	268
South End	235	237	245	230	229	230	226	241	229	234	227	230	237	228	228	224
Strong	356	327	309	295	276	268	267	264	260	267	271	275	281	278	278	276
Thalberg	427	423	427	429	436	443	440	439	447	459	468	473	484	486	480	477

**Southington Elementary Schools
Projected K-5 Enrollment**

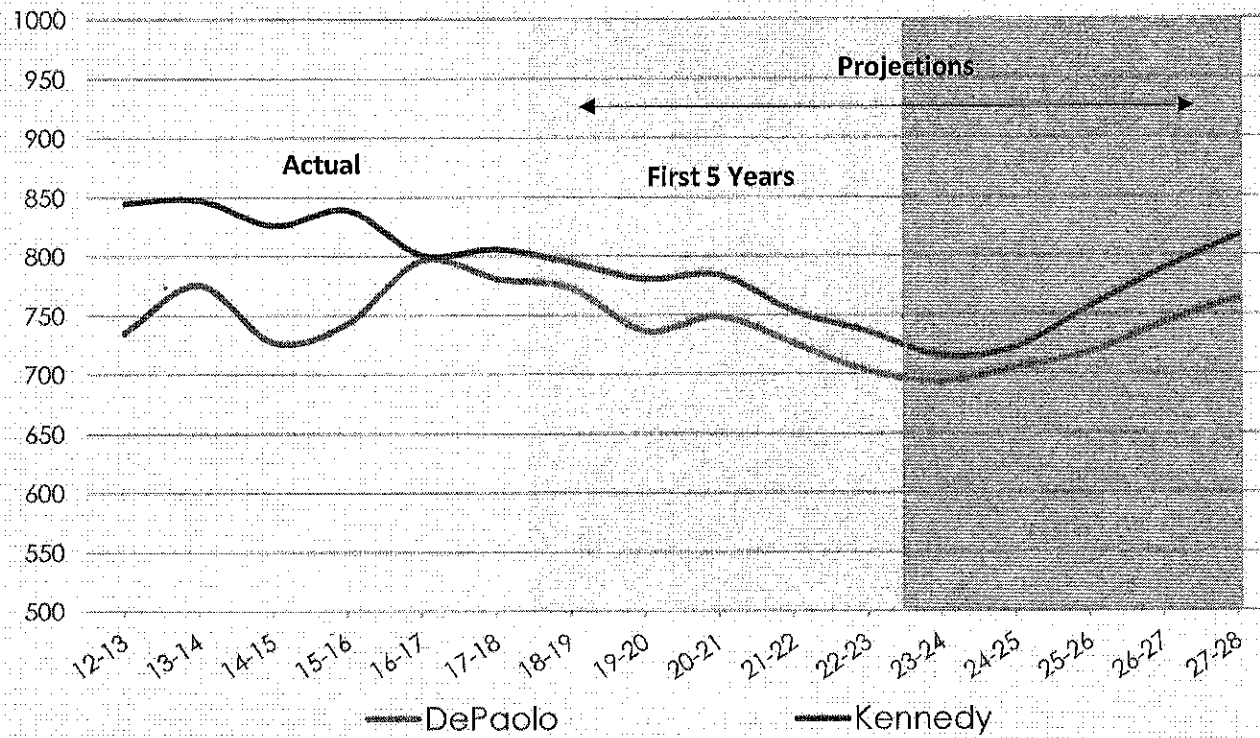




Projections: Middle

	12-13	13-14	14-15	15-16	16-17	17-18	18-19	19-20	20-21	21-22	22-23	23-24	24-25	25-26	26-27	27-28
DePaolo	735	776	727	743	797	781	773	736	749	726	703	694	705	718	743	764
Kennedy	845	848	826	839	801	806	795	781	784	753	736	716	723	757	789	817

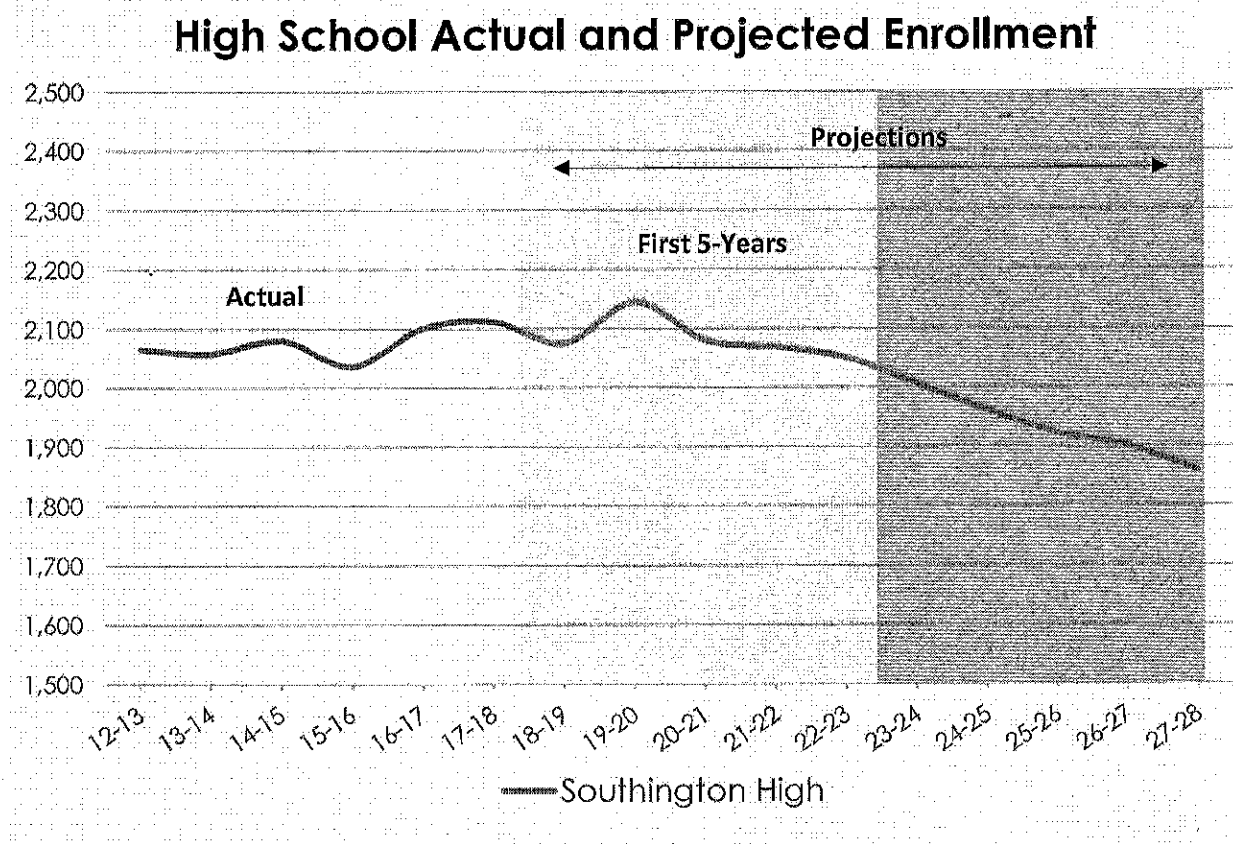
Middle Schools Actual and Projected Enrollment





Projections: High

	12-13	13-14	14-15	15-16	16-17	17-18	18-19	19-20	20-21	21-22	22-23	23-24	24-25	25-26	26-27	27-28
Southington High	2,065	2,058	2,080	2,036	2,101	2,112	2,075	2,146	2,080	2,069	2,051	2,006	1,962	1,923	1,901	1,859





Questions?



Detailed Projections: Elem - Medium

Southington Public Schools Elementary School Enrollment Projections 2018-19							
School	K	1	2	3	4	5	K-5th
Derynoski	84	84	82	96	94	100	539
Flanders	57	64	41	35	49	52	298
Hatton	52	58	58	55	58	69	350
Kelley	50	47	58	43	55	60	313
Plantsville	42	39	40	49	50	41	261
South End	29	34	42	35	52	33	226
Strong	35	41	42	42	54	53	267
Thalberg	64	71	69	73	78	85	440
TOTAL	412	439	433	428	490	493	2,695

Southington Public Schools Elementary School Enrollment Projections 2019-20							
School	K	1	2	3	4	5	K-5th
Derynoski	90	86	86	82	99	96	538
Flanders	52	58	67	39	35	50	301
Hatton	58	54	59	58	55	60	344
Kelley	48	52	49	60	43	56	306
Plantsville	45	43	38	42	47	50	265
South End	44	30	34	44	37	51	241
Strong	42	39	42	43	44	53	264
Thalberg	72	67	73	72	73	82	439
TOTAL	450	427	449	441	433	498	2,698

Southington Public Schools Elementary School Enrollment Projections 2020-21							
School	K	1	2	3	4	5	K-5th
Derynoski	100	92	88	86	85	101	551
Flanders	55	52	60	65	39	36	307
Hatton	59	59	54	60	59	57	347
Kelley	58	49	53	50	59	43	313
Plantsville	51	46	42	40	40	47	266
South End	35	46	30	35	47	37	229
Strong	39	47	41	44	45	44	260
Thalberg	78	75	69	76	72	76	447
TOTAL	475	466	437	458	446	440	2,721

Southington Public Schools Elementary School Enrollment Projections 2021-22							
School	K	1	2	3	4	5	K-5th
Derynoski	94	102	94	88	89	86	554
Flanders	53	55	54	58	65	40	326
Hatton	57	60	60	55	60	61	353
Kelley	49	60	51	55	50	60	324
Plantsville	45	52	45	44	38	40	265
South End	38	36	45	31	37	46	234
Strong	41	44	49	42	46	44	267
Thalberg	76	82	77	72	77	76	459
TOTAL	453	491	476	445	463	453	2,783

Southington Public Schools Elementary School Enrollment Projections 2022-23							
School	K	1	2	3	4	5	K-5th
Derynoski	88	96	105	94	91	91	565
Flanders	52	53	57	53	58	66	341
Hatton	58	59	61	61	55	62	356
Kelley	52	50	62	52	55	51	321
Plantsville	43	46	51	47	42	38	268
South End	34	40	36	47	33	37	227
Strong	38	46	46	51	44	45	271
Thalberg	71	79	84	80	72	80	468
TOTAL	438	469	503	485	451	471	2,816

Southington Public Schools Elementary School Enrollment Projections 2023-24							
School	K	1	2	3	4	5	K-5th
Derynoski	90	90	99	105	97	93	573
Flanders	53	53	55	56	53	59	329
Hatton	60	60	59	61	61	57	358
Kelley	53	53	52	64	52	55	328
Plantsville	44	44	45	53	45	42	274
South End	35	36	39	37	50	32	230
Strong	39	43	48	48	53	44	275
Thalberg	73	74	82	88	81	75	473
TOTAL	446	453	480	512	491	458	2,840



Detailed Projections: Elem - Medium

Southington Public Schools Elementary School Enrollment Projections 2024-25							
School	K	1	2	3	4	5	K-5th
Derynoski	91	92	93	99	108	99	581
Flanders	54	54	55	54	56	54	326
Hatton	60	61	61	60	62	63	366
Kelley	53	54	55	53	63	52	332
Plantsville	45	45	43	47	51	45	277
South End	35	36	35	41	40	49	237
Strong	40	44	45	50	50	52	281
Thalberg	74	76	77	85	88	85	484
TOTAL	452	461	464	489	518	499	2,884

Southington Public Schools Elementary School Enrollment Projections 2025-26							
School	K	1	2	3	4	5	K-5th
Derynoski	91	93	94	93	102	110	583
Flanders	54	54	56	53	54	57	328
Hatton	60	62	62	61	60	64	369
Kelley	53	55	56	56	53	64	338
Plantsville	45	46	44	45	45	51	276
South End	36	37	36	37	43	39	228
Strong	40	45	46	47	52	49	278
Thalberg	74	77	78	80	85	92	486
TOTAL	453	468	472	472	495	527	2,887

Southington Public Schools Elementary School Enrollment Projections 2026-27							
School	K	1	2	3	4	5	K-5th
Derynoski	90	93	96	94	95	104	573
Flanders	54	54	56	54	53	55	327
Hatton	60	62	63	62	62	62	371
Kelley	53	55	57	57	56	54	332
Plantsville	44	46	45	46	43	45	269
South End	35	37	37	37	39	43	228
Strong	39	45	46	47	49	51	278
Thalberg	73	77	79	81	80	89	480
TOTAL	448	469	479	481	478	503	2,858

Southington Public Schools Elementary School Enrollment Projections 2027-28							
School	K	1	2	3	4	5	K-5th
Derynoski	90	92	96	96	97	97	569
Flanders	54	54	57	55	54	54	327
Hatton	60	61	63	63	63	64	373
Kelley	53	54	57	58	57	57	337
Plantsville	44	45	45	47	44	43	268
South End	35	37	37	38	40	38	224
Strong	39	44	47	48	50	48	276
Thalberg	73	76	80	83	82	84	477
TOTAL	447	464	480	488	487	486	2,852



Detailed Projections: Midd - Medium

Southington Public Schools Middle School Enrollment 2018-19				
School	6	7	8	6-8th
DePaolo	237	239	297	773
Kennedy	263	260	272	795
TOTAL	500	499	570	1,568

Southington Public Schools Middle School Enrollment 2019-20				
School	6	7	8	6-8th
DePaolo	251	244	241	736
Kennedy	249	266	266	781
TOTAL	500	510	507	1,517

Southington Public Schools Middle School Enrollment 2020-21				
School	6	7	8	6-8th
DePaolo	244	258	247	749
Kennedy	261	252	272	784
TOTAL	505	510	519	1,533

Southington Public Schools Middle School Enrollment 2021-22				
School	6	7	8	6-8th
DePaolo	214	251	261	726
Kennedy	232	264	258	753
TOTAL	446	515	518	1,480

Southington Public Schools Middle School Enrollment 2022-23				
School	6	7	8	6-8th
DePaolo	228	221	254	703
Kennedy	232	234	270	736
TOTAL	460	455	524	1,439

Southington Public Schools Middle School Enrollment 2023-24				
School	6	7	8	6-8th
DePaolo	236	235	223	694
Kennedy	241	234	240	716
TOTAL	477	469	463	1,409

Southington Public Schools Middle School Enrollment 2024-25				
School	6	7	8	6-8th
DePaolo	225	243	237	705
Kennedy	239	244	240	723
TOTAL	464	487	477	1,428

Southington Public Schools Middle School Enrollment 2025-26				
School	6	7	8	6-8th
DePaolo	241	232	245	718
Kennedy	266	242	250	757
TOTAL	506	473	495	1,475

Southington Public Schools Middle School Enrollment 2026-27				
School	6	7	8	6-8th
DePaolo	261	248	234	743
Kennedy	273	268	247	789
TOTAL	534	516	482	1,532

Southington Public Schools Middle School Enrollment 2027-28				
School	6	7	8	6-8th
DePaolo	244	269	250	764
Kennedy	266	276	275	817
TOTAL	510	545	525	1,580



Detailed Projections: District - High

Year	Births 5 Years Previous	K	1	2	3	4	5	6	7	8	9	10	11	12	PK	K-5	6-8	9-12	K-12	PK-12
2017-18	321	424	423	420	484	485	493	489	560	538	526	549	476	561	70	2,729	1,587	2,112	6,428	6,498
2018-19	332	420	442	429	428	490	495	502	499	570	531	506	552	488	101	2,704	1,571	2,077	6,352	6,453
2019-20	362	458	439	449	437	433	500	504	512	508	562	511	508	566	101	2,715	1,524	2,147	6,387	6,488
2020-21	382	484	478	445	457	442	442	509	515	521	501	541	513	522	101	2,747	1,545	2,076	6,369	6,470
2021-22	365	462	505	485	453	462	451	450	520	524	514	482	543	526	101	2,818	1,493	2,066	6,377	6,478
2022-23	370	468	482	512	494	458	472	460	459	529	517	495	484	557	101	2,886	1,447	2,053	6,387	6,487
2023-24	372	471	488	489	521	500	468	481	469	467	522	497	497	497	101	2,937	1,417	2,013	6,367	6,467
2024-25	369	467	492	495	498	527	510	477	491	477	461	502	499	510	101	2,989	1,444	1,972	6,406	6,507
2025-26	370	469	487	499	504	504	538	520	486	499	471	443	504	512	101	3,001	1,505	1,931	6,437	6,538
2026-27	370	469	489	494	508	510	514	548	530	495	493	453	445	517	101	2,985	1,573	1,908	6,466	6,567
2027-28	370	468	489	496	503	514	521	524	560	539	488	474	455	457	101	2,992	1,623	1,874	6,489	6,590



Detailed Projections: District - Low

Year	Births 5 Years Previous	K	1	2	3	4	5	6	7	8	9	10	11	12	PK	K-5	6-8	9-12	K-12	PK-12
2017-18	321	424	423	420	484	485	493	489	560	538	526	549	476	561	70	2,729	1,587	2,112	6,428	6,498
2018-19	332	405	436	432	427	492	494	502	499	570	531	507	549	487	101	2,685	1,571	2,074	6,330	6,431
2019-20	362	441	416	446	439	434	501	503	512	508	562	511	507	562	101	2,677	1,523	2,143	6,342	6,443
2020-21	382	465	454	425	453	446	441	510	513	521	501	541	512	519	101	2,686	1,544	2,073	6,302	6,403
2021-22	365	445	479	464	432	460	454	450	520	522	514	483	542	524	101	2,735	1,492	2,062	6,288	6,389
2022-23	354	431	458	489	471	439	469	463	459	529	515	495	483	554	101	2,758	1,451	2,047	6,256	6,356
2023-24	355	433	444	468	497	479	447	477	472	467	522	496	496	494	101	2,768	1,416	2,008	6,191	6,292
2024-25	352	429	445	454	475	505	488	455	487	480	460	503	496	507	101	2,796	1,422	1,967	6,185	6,286
2025-26	364	444	441	455	461	483	514	496	465	495	474	444	503	508	101	2,798	1,456	1,928	6,183	6,284
2026-27	353	430	456	451	462	468	492	524	507	473	489	456	444	515	101	2,760	1,503	1,904	6,167	6,268
2027-28	365	445	443	466	458	470	477	501	535	515	466	471	457	454	101	2,759	1,551	1,848	6,157	6,258

Board of Education

Administrative Report

October 12, 2017



- 1. Professional Development – EdLeader 21 Vision of a Graduate**
- 2. Collaborative Partnership – Southington Public Library**
- 3. Budget 2017-18**



SOUTHINGTON PUBLIC SCHOOLS

Southington, Connecticut
Policy and Personnel Committee Meeting
September 25, 2017

Committee Chairperson, Patricia Queen, called the Policy and Personnel meeting to order at 5:40 p.m.

Committee Members Present: Mrs. Juanita Champagne, Mr. Zaya Oshana, Mrs. Patricia Queen, and Mrs. Colleen Clark (arrived at 6:00 p.m.).

Present from the Administration: Steven Madancy, Assistant Superintendent for Curriculum and Instruction.

Draft Job Description – Athletics – Site Supervisor (Non-Football), Middle School Sports

The committee reviewed a draft job description for this position, which is based on the Athletics –Site Supervisor position at the high school, but modified for middle school sports events. The job description reflects the scope of performance responsibilities appropriate for a middle school sports event. The committee reviewed and made edits to the job description and recommended that this draft be brought to the full Board for approval at the September 28, 2017 Board of Education meeting.

Policy Review – 1230, Community Relations, Other School-Connected Organizations, Booster Clubs

This is a policy recommended by CAFE as part of their audit for inclusion in our policy manual. The committee reviewed this policy and learned that it mostly confirms what is already common practice. There are a few areas that will require follow-up to assure consistency from all groups. Administration will draft regulations to set up protocols for practice.

Policy Review – 1324, Community Relations, Soliciting Funds from and by Students

This is our current policy regarding fundraising and was brought to the committee for review because the nature of school endorsed fundraising has changed since this policy was last approved by the Board in 2006. Specifically, technology has changed to allow for online fundraising and fundraising is no longer limited to students soliciting funds. The committee recommends changing the title of this policy to *Soliciting Funds*. Administration will draft regulations to set up protocols for practice.

Regulation Review – R-5123, Procedures for Promotion and Retention

Administration shared with the committee how Edgenuity, a blended online learning platform, will become a valuable component to summer school education, especially for grades 6 through 8. Currently, summer school is only offered in the areas of Mathematics and English Language Arts for middle school students. Edgenuity was presented to the Curriculum and Instruction Committee on September 19, 2017 with the expectation that it would broaden instructional opportunities for students. An essential

TIMOTHY F. CONNELLAN
SUPERINTENDENT OF SCHOOLS

STEVEN G. MADANCY
ASSISTANT SUPERINTENDENT
FOR CURRICULUM AND
INSTRUCTION

BOARD OF EDUCATION

BRIAN S. GORALSKI
BOARD CHAIRPERSON

TERRI C. CARMODY
VICE CHAIRPERSON

COLLEEN W. CLARK
SECRETARY

ROBERT S. BROWN

JUANITA CHAMPAGNE

DAVID J. DERYNOSKI

TERRY G. LOMBARDI

ZAYA G. OSHANA

PATRICIA A. QUEEN

200 NORTH MAIN STREET
SOUTHINGTON, CT
06489

WWW.SOUTHINGTONSCHOOLS.ORG

OFFICE TELEPHONE
(860) 628-3202

FAX
(860) 628-3205

change for middle school students will be the requirement that they participate in summer school for every core academic course that they have failed. Administration will revise this regulation to include the use of a blended online learning platform.

MOTION: By Mrs. Clark, seconded by Mr. Oshana
“Move that the Policy and Personnel Committee meeting be adjourned.”

Motion carried unanimously by voice vote.

The meeting was adjourned at 6:45 p.m.

Respectfully submitted,

Patricia Queen

Patricia Queen
Chairperson, Policy and Personnel Committee

**BOARD OF EDUCATION
SOUTHINGTON, CONNECTICUT**

Informational Only _____ Board Meeting Date October 12, 2017

Decision Requested X Agenda Code 8. a.

AGENDA REPORTING FORM

Agenda Topic: Personnel Report

Summary of Issue: This Personnel Report includes appointments, resignations, retirements, and transfers for certified and classified personnel for 2017 – 2018.

Background: The attached report lists personnel activity from September 1, 2017, through September 30, 2017.

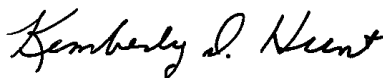
Alternative Strategies: _____

Cost (if applicable): N/A **Funding Source:** Board of Education

Beginning Date of Program or Project: N/A

Ending Date of Program or Project: N/A

Recommendation or Comment: Recommend that the Personnel Report be approved as submitted.



Signature of Staff Member Submitting Report



Signature of Superintendent of Schools

Titles of Attachments:

1. Personnel Report

Agenda – October 2017

PERSONNEL ACTIVITY REPORT

FOR: October 2017

APPOINTMENTS

Certified

Name	Position	School	FTE If Less Than 1.0	Effective Date	Highest Degree	University / School	Salary
Zappone, Amy	Mathematics Coordinator	District		September 18, 2017	6 th Year	University of Bridgeport	\$120,891.00 prorated
Vachon, Jolene	Speech Language Pathologist	DES, SHS & Non-Public		October 2, 2017	MA	Southern CT State University	\$55,166.00 prorated
Wilson, Chauna	Special Education Teacher	DES		October 2, 2017	6 th Year	University of St. Joseph	\$55,166.00 prorated

Classified

Name	Position	School	Hours Per Week	Effective Date	Salary / Hourly Rate
McQuatters, Elizabeth	School Nurse, Part-Time	JFK	15.00	September 7, 2017	\$22.31
Rosania, Gina	Math Tutor	Kelley	25.00	October 2, 2017	\$20.12
Cranney, Christine	Math Tutor	Flanders	25.00	October 2, 2017	\$20.12
Kemnitz, Kelly	Grant Funded Literacy/Math Tutor	Kelley	25.00	October 2, 2017	\$20.12
Gobeil, Brittany	Grant Funded Literacy/Math Tutor	Strong	25.00	October 2, 2017	\$20.12
Insogna, MaryBeth	Grant Funded Literacy/Math Tutor	Thalberg	25.00	October 2, 2017	\$20.12
Sasek, Cheryl	Grant Funded Literacy/Math Tutor	Hatton	25.00	October 2, 2017	\$20.12
Breen, Gina	Grant Funded Literacy/Math Tutor	Plantsville	25.00	October 2, 2017	\$20.12
Lester, Amanda	Grant Funded Literacy/Math Tutor	Flanders	25.00	October 2, 2017	\$20.12
Angliss, Laura	Grant Funded Literacy Tutor	JAD	10.00	October 2, 2017	\$20.12
Samson, Natasha	Grant Funded Literacy Tutor	DES	25.00	October 2, 2017	\$20.12
Arnold, Deborah	Grant Funded Math Tutor	DES	25.00	October 2, 2017	\$20.12
Cremona, James	Electrician Technician, Maintenance Dept.	SPS	40.00	October 2, 2017	\$31.16
Berkmoes, Kenneth	Security Attendant	SHS	36.25	October 2, 2017	\$18.50

RESIGNATIONS

Certified

Name	Position	School	Effective Date	Years of Service	Retire
Marsh, Kelley	Special Education Teacher	DES	September 2, 2017	5 days	No

Classified

Name	Position	School	Effective Date	Years of Service	Retire
Baillargeon, Kristin	Secretary Class II, Special Ed/Transportation	Central Office	September 16, 2017	1 year	No
Berkmoes, Kenneth	Electrician Technician, Maintenance Department	SPS	September 30, 2017	26 years	No
Heiner, Jaime	Part-Time Special Education Paraeducator	JAD	September 29, 2017	1 year	No

ASSIGNMENT CHANGE

Classified

Name	From Position	Hours per Week		To Position	Hours per Week	School	Effective Date
Bylyku, Erida	Special Education Paraeducator	25.00		Special Education Paraeducator	27.50	Hatton	September 5, 2017
Cianciola, Diane	Special Education Paraeducator	23.00		Special Education Paraeducator	25.00	Hatton	September 5, 2017
Harrold, Tricia	Special Education Paraeducator	24.00		Special Education Paraeducator	25.00	Hatton	September 5, 2017
Cassan, Kristine	Special Education Paraeducator	15.25		Special Education Paraeducator	27.50	Hatton	September 5, 2017
Daley, Lynn	Special Education Paraeducator	18.50		Special Education Paraeducator	25.25	Plantsville	October 2, 2017
Alves, Kathleen	Special Education Paraeducator	15.75		Special Education Paraeducator	18.75	Plantsville	October 2, 2017
Frechette, Bonnie	Special Education Paraeducator	15.75		Special Education Paraeducator	18.75	Plantsville	October 2, 2017
Polverari, Jill	Special Education Paraeducator	15.75		Special Education Paraeducator	18.75	Plantsville	October 2, 2017
Billingsley, Amy	Special Education Paraeducator	27.50		Special Education Paraeducator	31.25	Flanders	October 2, 2017

SCHOOL CHANGES / TRANSFERS

Certified

Name	From Position	From School		To Position	To School	Effective Date
No certified transfers in the month of September						

Classified

Name	From Position	From School		To Position	To School	Effective Date
Thom-Dunphy, Lisa	Special Education Paraeducator	Plantsville		Special Education Paraeducator	Hatton	October 2, 2017
Brown, Dawn	Special Education Paraeducator	JAD		Special Education Paraeducator	Thalberg	October 10, 2017

UNPAID LEAVES OF ABSENCE

Name	Position	School	Start Date	End Date	Reason
No unpaid leaves of absence in the month of September					

COACHING / STIPENDS

Appointments

Name	To Position	School	Effective Date	Stipend
Mozian, Nathan	Freshman Coach, Boys Soccer	SHS	September 7, 2017	\$3,015.00
Sirotnak, Nicole	Assistant Coach, Girls Volleyball	SHS	September 7, 2017	\$3,308.00
Magaro, Austin	Assistant Coach, Boys Soccer	SHS	September 7, 2017	\$4,200.00
Lefkowitz, Matthew	Head Coach, Boys Soccer	JFK	September 8, 2017	\$3,609.00
Cristelli, Jason	Head Coach, Girls Soccer	JFK	September 8, 2017	\$3,609.00
Volpe, Lisa	Head Coach, Volleyball	JFK	September 8, 2017	\$3,609.00
Jardine, Brian	Head Coach, Boys Soccer	JAD	September 8, 2017	\$3,609.00
Thompson, Robin	Head Coach, Volleyball	JAD	September 8, 2017	\$3,609.00
Bottone, Timothy	Head Coach, Girls Soccer	JAD	September 12, 2017	\$2,756.00
Chase, Ronald	Middle School Sports Site Coordinator	JAD & JFK	September 18, 2017	\$65.00 per event
Clifford, James	Middle School Sports Site Coordinator	JAD & JFK	September 18, 2017	\$65.00 per event
DiNello, James	Middle School Sports Site Coordinator	JAD & JFK	September 18, 2017	\$65.00 per event
Garry, Michael	Middle School Sports Site Coordinator	JAD & JFK	September 18, 2017	\$65.00 per event
Kennefick, Patricia	Middle School Sports Site Coordinator	JAD & JFK	September 18, 2017	\$65.00 per event
Osborn, Mary-Lynn	Interim Department Chair FCC & Technology Departments	SHS	September 25, 2017	\$32.28 per day

Resignations

Name	From Position	School	Effective Date
Magaro, Austin	Freshman Coach, Boys Soccer	SHS	September 6, 2017
Mirante, Justin	Department Head, Technology Education	SHS	September 12, 2017
Hyduk, Mark	Assistant Coach, Boys Basketball	SHS	September 20, 2017
Borofsky, Mark	Freshman Coach, Boys Basketball	SHS	September 20, 2017

**BOARD OF EDUCATION
SOUTHINGTON, CONNECTICUT**

Informational Only Board Meeting Date October 12, 2017

Decision Requested _____ Agenda Code 9 a.

AGENDA REPORTING FORM

Agenda Topic: Town Government Communications

Summary of Issue: Communications (when applicable) will be discussed.

Background: N/A

Alternative Strategies: N/A

Cost (if applicable): N/A **Funding Source:** N/A

Beginning Date of Program or Project: N/A

Ending Date of Program or Project: N/A

Recommendation or Comment: N/A

Timothy J. Connellan

Signature of Superintendent of Schools

**BOARD OF EDUCATION
SOUTHINGTON, CONNECTICUT**

Informational Only _____

Board Meeting Date: October 12, 2017

Decision Requested _____

Agenda Code 10 a.

AGENDA REPORTING FORM

Agenda Topic: 2016-2017 School Resource Officer Annual Report

Summary of Issue: The School Resource Officer program has been in operation at Southington High School since the fall of 1997. Officer Kevin Naranjo has prepared the attached report which summarizes the program for the 2016-2017 school year.

Background: The School Resource Officer has proven to be a valuable staffing resource at Southington High School.

Alternative Strategies: N/A

Cost (if applicable): N/A **Funding Source:** N/A

Beginning Date of Program or Project: N/A

Ending Date of Program or Project: N/A

Recommendation or Comment: Board members may wish to comment on the report.

Title of Attachment:

1. 2016-2017 Report

Timothy J. Connellan

Signature of Superintendent of Schools

SOUTHINGTON POLICE DEPARTMENT

69 Lazy Lane
SOUTHINGTON, CONNECTICUT 06489



Officer Kevin Naranjo #376
720 Pleasant Street, Southington, Ct
School Resource Officer
School Telephone. (860 62-83229 ext 11388)

The Southington High School (SHS) School Resource Officer (SRO) has multiple roles and responsibilities within the school. The main role is that of a law enforcement officer which provides the school with law enforcement type services to encourage everyone to follow all state/federal laws, and maintain a safe school environment. SRO's investigate allegations of criminal activity or complaints and make referrals to juvenile authorities. Another role of the SRO is to build positive relationships with students and staff and work closely with administrators to foster a positive learning environment for the students. This is accomplished by attending different meetings, school clubs and participating in school functions. Lastly an SRO acts as a counselor and educational teacher to students and staff. For the school year beginning August 2016 and ending June 2017 the following items were accomplished at SHS.

- Conducted question and answers days with student classes during various school periods in regards to Alcohol/Drug laws. Attend classes to critique presentations for Civics
- Coordinate with administration for K-9 walkthroughs, School Lockdown Procedures, Fire Drills and Secure School.
- Attend students language classes and speak to them on benefits of being bilingual
- Implemented with various town organizations a Parent Night on Opioid addiction.

BREAKDOWN 2016/2017 School Year	Cases
Bullying/Threatening/Harassment-	12
Motor Vehicle Issues/Accidents	16
Fights	7
Drug/Alcohol	9
Report General	19
Stolen	11
Juvenile Issues	17
Fire calls	4
Missing Person	2
Disorderly	1
Vandalism	2
Sex assault	2
Medicals	11
Trespass	1

Total Cases 114

Southington High School Academic Reports

SAT – School Day

Advanced Placement (AP)

College Acceptance – Class of 2017

Presented by:

**Brian Stranieri
Principal**



SAT

School Day 2017

April 5th

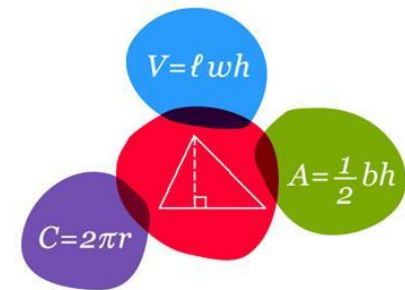
SAT School Day Assesses 2 Sections

*The SAT Essay component isn't available during School Day

- if students wanted the SAT with Essay they would have to sign up for an out of school date
- most schools aren't necessarily looking for Essay

Evidence-Based Reading and Writing (ERW)

This component of the SAT evaluates students' ability to **interpret**, **analyze**, **synthesize**, and **use evidence** found in a wide range of sources. These include passages from literature texts and on career-related, humanities, history/social studies, and science topics, as well as informational graphics (such as tables, graphs, and charts).



Math

This component of the SAT evaluates skills using **linear relationships**, **ratios**, **percentages**, **proportional relationships**, **data analysis**, and **non-linear equations and functions**.

Data
Summary
Report



March 2nd
2016

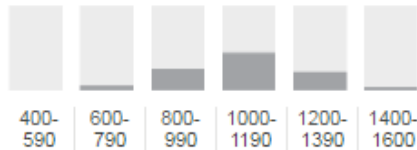
School
Mean Score

1077

470 Test Takers
2,036 Enrolled ⓘ
23% Participation ⓘ

49% Met Both Benchmarks ⓘ
76% Met ERW ⓘ
51% Met Math ⓘ
22% Met None ⓘ

Distribution of Scores



Mean Total Score (400 - 1600)

1077 Total Score ⓘ

Mean Section Scores (200 - 800)

541 Evidence-Based Reading and Writing ⓘ

536 Math ⓘ

+ 28

April 5th
2017

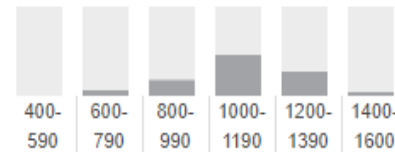
School
Mean Score

1105

505 Test Takers
549 Enrolled ⓘ
92% Participation ⓘ

60% Met Both Benchmarks ⓘ
81% Met ERW ⓘ
62% Met Math ⓘ
17% Met None ⓘ

Distribution of Scores



Mean Total Score (400 - 1600)

1105 Total Score ⓘ

Mean Section Scores (200 - 800)

557 Evidence-Based Reading and Writing ⓘ

548 Math ⓘ

+ 16

+ 12

April 5th
2017

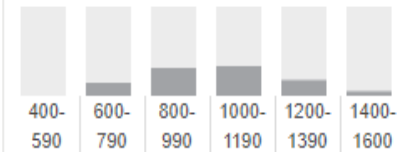
State
Mean Score

1030

37,997 Test Takers
44,282 Enrolled ⓘ
86% Participation ⓘ

40% Met Both Benchmarks ⓘ
65% Met ERW ⓘ
41% Met Math ⓘ
33% Met None ⓘ

Distribution of Scores



Mean Total Score (400 - 1600)

1030 Total Score ⓘ

Mean Section Scores (200 - 800)

524 Evidence-Based Reading and Writing ⓘ

506 Math ⓘ

COMPARE



Max Score
1600
Each Section
200 - 800

Mean Score
Improvements
Combined +28
ERW +16
Math +12

Advanced Placement Report



Advanced Placement 2017

AP Courses Offered

2013-14:	17
2014-15:	18
2015-16:	18
2016-17:	20
2017-18:	20

We continue to be recognized by the College Entrance Examination Board (CEEB) for consistent improvement in both enrollment and scores!

- Biology
- Calculus
- Chemistry
- Computer Science
- Computer Science Principles
- Environmental Science
- Human Geography
- Language and Composition
- Literature and Composition
- Music Theory
- Physics
- Politics & Government
- Psychology
- Statistics
- Studio Art (2D Design and Drawing)
- U.S. History
- UCONN/AP French
- UCONN/AP Italian
- UCONN/AP Microeconomics
- UCONN/AP Spanish





AP Exams

5 Score Bands

- 5** Extremely Well Qualified = A in the corresponding college course
- 4** Well Qualified = A-, B+, and B in equivalent college course
- 3** Qualified = B-, C+, and C in college course
- 2** Possibly Qualified
- 1** No Recommendation

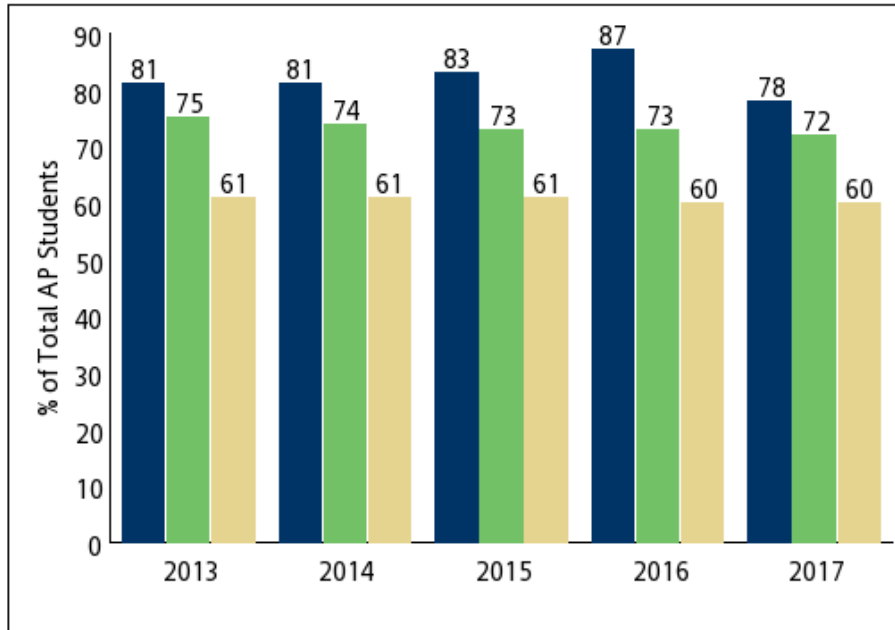
Total AP Students in Your School: 379	2017					
School Totals for this View	5	4	3	2	1	Total Exams
Number of Exams	105	210	205	127	32	679
Percentage of Total Exams	15	31	30	19	5	100
Number of AP Students	76	157	171	112	30	

Total AP Students in Your School: 315	2016					
School Totals for this View	5	4	3	2	1	Total Exams
Number of Exams	107	169	182	70	22	550
Percentage of Total Exams	19	31	33	13	4	100
Number of AP Students	74	130	155	66	22	

5 Year Score Summary

Southington High School (070690)

% of Total AP Students with Scores 3+



■ Southington High School (070690) ■ Connecticut ■ Global

Highlights:

- ✓ 64 more students taking AP exams
- ✓ 129 more AP exams taken

Challenge:

Due to the increase in students taking AP exams, our percentage with scores 3+ decreased by 8%



Total AP Students

Number of Exams

AP Students with Scores 3+

■ % of Total AP Students with Scores 3+

2013 2014 2015 2016 2017
 Southington High School (070690)

274	254	303	315	379
498	450	534	550	679
223	205	251	273	297
81.4	80.7	82.8	86.7	78.4

College Acceptance Report

Graduate Data

	2013	2014	2015	2016	2017
Graduates attending post-secondary educational institutions	86.7%	88.5%	89%	89%	86%
Graduates attending 4-year colleges	63.1%	61.9%	65%	63%	62%
Graduates attending 2-year colleges	21.7%	25.0%	23%	25%	14%
Graduates attending vocational/technical schools	1.7%	1.6%	1%	1%	0%
Graduates entering the military	4.3%	1.7%	2%	1%	2%
Graduates entering the workforce	8.5%	8.9%	8%	9%	12%



Recommendations

- **Focus all adult meetings on Teaching and Learning**
- **Professional Development focused on best practices in education today**
- **Development of Instructional Learning Teams within and across all disciplines**
- **Continue to establish high expectations for learning from all students**
- **Continue to educate students and parents about AP/UConn ECE courses**
- **Encourage students to use practice tests provided by the College Board and Khan Academy**
- **Adopt the Vision of the Graduate for the Southington Public School System**

BOARD OF EDUCATION
SOUTHINGTON, CONNECTICUT

Informational Only _____ Board Meeting Date October 12, 2017

Decision Requested X Agenda Code 10.c

AGENDA REPORTING FORM

Agenda Topic 2017-2018 Healthy Food Certification, Part 2

Summary of Issue: Section 10-215f of the Connecticut General Statutes requires that all districts must take action to certify whether all food items sold to students separately from reimbursable meals will or will not meet CSDE's Connecticut Nutrition Standards. In past years, eligible districts completed a CSDE's Healthy Food Certification (HFC) Statement (Addendum to Agreement for Child Nutrition Programs, ED-099) that required action by the local Board of Education or governing authority. Effective for the 2017-2018 school year, the state requires the HFC Statement to be part of the CSDE's Online Application and Claiming System for Child Nutrition Programs. In addition, the Board of Education must vote on exemptions.

Background: The Board of Education has participated in the Healthy Food Certification Program in 2014-2015, 2015-2016 and 2016-2017 and voted on Part 1, to participate, on June 15, 2017 for the 2017-2018. This addresses Part 2, exemptions, for the 2017-2018 school year.


Alternative Strategies: To not participate in the program.

Cost (if applicable): N/A **Funding Source:** N/A

Beginning Date of Program or Project: July 1, 2017

Ending Date of Program or Project: June 30, 2018

Recommendation or Comment: Move that the Board of Education will allow exemptions for food items that do not meet the Connecticut Nutrition Standards, in the 2017-2018 school year provided 1) the sale is in connection with an event occurring after the end of the regular school day or on the weekend; 2) the sale is at the location of the event; and 3) the food items are not sold from a vending machine or school store.



Signature of Staff Member Submitting Report



Signature of Superintendent of Schools