

BOARD OF TRUSTEES Regular Meeting (* All Meetings Are Posted at Buckholts USPS and the BISD
Board Bulletin 72 Hours before all Meetings*)
Buckholts Elementary School Library, 203 S. 10th Street, Buckholts, TX 76518
Buckholts Independent School District

DISTRICT VISION

Every graduate ready for college, career, and life. Real school. Every day.

DISTRICT MISSION

Buckholts Independent School District is rich in culture, heritage, and tradition. BISD will provide an educational environment that will enable all students to develop essential academic skills for a lifetime. We will produce well-educated students who can pursue higher educational opportunities and who will become responsible citizens in a changing global society by teaching ALL students so that they may learn at their maximum potential.

AGENDA

Monday, January 22, 2024 at 6:00 PM

- I. Call to Order
- II. Declaration of Quorum
 - A. Announcement by President as to the presence of quorum, that this is a regular board meeting and the notice of the meeting was posted in the time and manner required.
- III. Pledge/Invocation
- IV. Public Comments-pursuant to Board Policy BED (LOCAL)
- V. Reports
 - A. Ms. Jamie Shaver- Finance Report
 - B. Ms. Alushka Driska- Principal's Report
 - C. Dr. Remy Godfrey- Superintendent Report
- VI. Consent Agenda Items
 - A. Certify and approve BISD December 18, 2023 Regular Meeting Minutes.
- VII. Action Items
 - A. Discussion and possible action regarding the annual 2022-2023 Financial Audit as presented by Mr. Karl Kacir, CPA.
 - B. Discussion and possible action regarding Membership and Participation in the Region 10 ESC Multi-Region Purchasing Cooperative for the 24-25 SY.
 - C. Discussion and possible action regarding May 2024 Bond Election.
 - D. Discussion and possible action regarding BISD District Improvement Plan.

- E. Discussion and possible action regarding Lone Star Governance.
- F. Discussion and possible action regarding Safety and Security Plans/Audit.
- VIII. Executive/Closed Meeting will be held as authorized by Texas Government Code, §551.071, §551.072, §551.073, §551.074, §551.075, §551.076, §551.082, §551.083, §551.084, if needed.
- IX. Action from Executive Session
- X. Adjourn

If, during the course of the meeting, discussion of any item on the agenda should be held in a closed meeting, the Board will conduct a closed meeting accordance with the Texas Open Meetings Act, Tex: Gov't Code, Chapter 551, Subchapters D and E, and Tex. Education Code, Chapter 21.556.

I, the undersigned, do hereby certify that this Notice was posted on the bulletin board of the main entrance of the Buckholts ISD Administration Building and at the Buckholts Post Office at , which is at least 72 hours prior to the date and time of the scheduled meeting.



Mr. Ricky McCall
Board President

Fiscal Year = 9/1 thru 8/31
2023-24

Cash Flow Projections for BUCKHOLTS ISD

	(actual and/or projected)												TOTALS	BUDGET	DIFFERENCE	
	September	October	November	December	January	February	March	April	May	June	July	August				
	Actual	Actual	Actual	Actual	Projected	Projected	Projected	Projected	Projected	Projected	Projected	Projected				
<i>(Place an X in box the left of "Projected" to change to "Actual"</i>																
M&O and Special Revenue Funds																
Beginning M&O Cash Balance in General Ledger	\$ 1,550,733	\$ 1,526,472	\$ 1,370,903	\$ 1,296,341	\$ 1,477,915	\$ 1,582,809	\$ 1,585,858	\$ 1,598,819	\$ 1,439,364	\$ 1,446,180	\$ 1,453,244	\$ 1,422,393				
RECEIPTS																
Tax Collections - Current	\$ 0	\$ 4,688	\$ 29,103	\$ 51,158	\$ 110,100	\$ 91,750	\$ 18,350	\$ 12,370	\$ 12,370	\$ 12,370	\$ 12,370	\$ 12,370	\$ 12,370	\$ 367,000	\$ 367,000	\$ 0
Tax Collections - Delinquent	\$ 0	\$ 208	\$ 860	\$ 1,082	\$ 981	\$ 981	\$ 981	\$ 981	\$ 981	\$ 981	\$ 981	\$ 981	\$ 981	\$ 10,000	\$ 10,000	\$ 0
Penalties & Interest	\$ 180	\$ 171	\$ 1,858	\$ (704)	\$ 687	\$ 687	\$ 687	\$ 687	\$ 687	\$ 687	\$ 687	\$ 687	\$ 687	\$ 7,000	\$ 7,000	\$ 0
Other Local Revenue	\$ 0	\$ 1,201	\$ 4,877	\$ 4,119	\$ 269	\$ 269	\$ 269	\$ 269	\$ 269	\$ 269	\$ 269	\$ 269	\$ 269	\$ 12,350	\$ 12,350	\$ 0
State Revenue - Available School Fund	\$ 3,425	\$ 2,548	\$ 5,504	\$ 2,589	\$ 3,587	\$ 3,587	\$ 3,587	\$ 3,587	\$ 3,587	\$ 3,587	\$ 3,587	\$ 3,587	\$ 3,587	\$ 42,758	\$ 45,495	\$ (2,737)
State Revenue - Foundation	\$ 249,727	\$ 166,985	\$ 166,002	\$ 166,649	\$ 166,619	\$ 83,124	\$ 166,436	\$ 0	\$ 166,270	\$ 166,519	\$ 166,519	\$ 0	\$ 0	\$ 1,664,850	\$ 1,486,449	\$ 178,401
State Revenue - Underpayment	\$ 0	\$ 0	\$ 0	\$ 0	\$ 0	\$ 0	\$ 0	\$ 0	\$ 0	\$ 0	\$ 0	\$ 0	\$ 0	\$ 0	\$ 0	\$ 0
Other State Revenue	\$ 0	\$ 0	\$ 134	\$ 104,129	\$ 0	\$ 0	\$ 0	\$ 0	\$ 0	\$ 0	\$ 0	\$ 0	\$ 0	\$ 104,263	\$ 8,500	\$ 95,763
Federal Funds (Food Service)	\$ 0	\$ 21,127	\$ 10,664	\$ 0	\$ 13,868	\$ 13,868	\$ 13,868	\$ 13,868	\$ 13,868	\$ 13,868	\$ 0	\$ 0	\$ 0	\$ 115,000	\$ 115,000	\$ 0
Federal Funds (Other)	\$ 0	\$ 456	\$ 0	\$ 47,216	\$ 0	\$ 0	\$ 0	\$ 0	\$ 0	\$ 0	\$ 0	\$ 0	\$ 0	\$ 47,672	\$ 186,490	\$ (138,818)
Transfer In from Interest and Sinking	\$ 3,493	\$ 0	\$ 0	\$ 0	\$ 0	\$ 0	\$ 0	\$ 0	\$ 0	\$ 0	\$ 0	\$ 0	\$ 0	\$ 3,493	\$ 0	\$ 3,493
Total Receipts	\$ 256,824	\$ 197,384	\$ 219,002	\$ 376,238	\$ 296,111	\$ 194,266	\$ 204,178	\$ 31,762	\$ 198,032	\$ 198,281	\$ 184,413	\$ 17,894	\$ 2,374,386	\$ 2,238,284	\$ 136,102	
DISBURSEMENTS																
Payroll	\$ 143,707	\$ 154,636	\$ 154,197	\$ 151,763	\$ 135,520	\$ 135,520	\$ 135,520	\$ 135,520	\$ 135,520	\$ 135,520	\$ 135,520	\$ 135,520	\$ 1,688,466	\$ 1,626,244	\$ 62,222	
Expenditures other than payroll	\$ 135,954	\$ 196,723	\$ 137,939	\$ 41,466	\$ 52,780	\$ 52,780	\$ 52,780	\$ 52,780	\$ 52,780	\$ 52,780	\$ 52,780	\$ 52,780	\$ 934,321	\$ 633,359	\$ 300,962	
Cash to TEA/Overpayment	\$ 0	\$ 0	\$ 0	\$ 0	\$ 0	\$ 0	\$ 0	\$ 0	\$ 0	\$ 0	\$ 0	\$ 0	\$ 0	\$ 0	\$ 0	\$ 0
M&O Debt	\$ 1,425	\$ 1,593	\$ 1,428	\$ 1,436	\$ 2,917	\$ 2,917	\$ 2,917	\$ 2,917	\$ 2,917	\$ 2,917	\$ 2,917	\$ 26,963	\$ 53,262	\$ 63,963	\$ 10,701	
Total Disbursements	\$ 281,085	\$ 352,953	\$ 293,565	\$ 194,665	\$ 191,217	\$ 191,217	\$ 191,217	\$ 191,217	\$ 191,217	\$ 191,217	\$ 215,263	\$ 191,217	\$ 2,676,049	\$ 2,323,566	\$ 352,483	
Net Change in Cash	\$ (24,261)	\$ (155,569)	\$ (74,562)	\$ 181,574	\$ 104,894	\$ 3,049	\$ 12,961	\$ (159,455)	\$ 6,815	\$ 7,064	\$ (30,850)	\$ (173,323)	\$ (301,663)			
Ending M&O Cash Balance	\$ 1,526,472	\$ 1,370,903	\$ 1,296,341	\$ 1,477,915	\$ 1,582,809	\$ 1,585,858	\$ 1,598,819	\$ 1,439,364	\$ 1,446,180	\$ 1,453,244	\$ 1,422,393	\$ 1,249,070	\$ 1,249,070			
Estimated Days of Cash on Hand 199																
State Revenue - Foundation reflects the deduction of the prior year overpayment of \$164,652																
As of the 3rd 6 weeks, the District is projected to be overpaid in Foundation funds at the end of FY 2024 by \$242,091																
The District will have this funding withheld in FY 2025.																
Interest and Sinking Fund																
Beginning I&S Cash Balance in General Ledger	\$ 32,905	\$ 29,419	\$ 29,730	\$ 32,892	\$ 92,014	\$ 103,304	\$ 23,693	\$ 25,690	\$ 27,084	\$ 28,477	\$ 29,870	\$ 31,264				
RECEIPTS																
Tax Collections - Current	\$ 0	\$ 279	\$ 3,015	\$ 5,300	\$ 11,153	\$ 9,294	\$ 1,859	\$ 1,255	\$ 1,255	\$ 1,255	\$ 1,255	\$ 1,255	\$ 37,175	\$ 37,175	\$ 0	
Tax Collections - Delinquent	\$ 0	\$ 14	\$ 51	\$ 64	\$ 71	\$ 71	\$ 71	\$ 71	\$ 71	\$ 71	\$ 71	\$ 71	\$ 700	\$ 700	\$ 0	
Penalties & Interest	\$ 0	\$ 11	\$ 90	\$ (35)	\$ 67	\$ 67	\$ 67	\$ 67	\$ 67	\$ 67	\$ 67	\$ 67	\$ 600	\$ 600	\$ 0	
Other Local Revenue	\$ 6	\$ 6	\$ 6	\$ 7	\$ 0	\$ 0	\$ 0	\$ 0	\$ 0	\$ 0	\$ 0	\$ 0	\$ 26	\$ 26	\$ 0	
Other State Revenue	\$ 0	\$ 0	\$ 0	\$ 53,785	\$ 0	\$ 0	\$ 0	\$ 0	\$ 0	\$ 0	\$ 0	\$ 0	\$ 53,785	\$ 52,386	\$ 1,399	
Total Receipts	\$ 6	\$ 310	\$ 3,162	\$ 59,122	\$ 11,291	\$ 9,432	\$ 1,997	\$ 1,393	\$ 1,393	\$ 1,393	\$ 1,393	\$ 1,393	\$ 92,286	\$ 90,861	\$ 1,425	
DISBURSEMENTS																
Transfer Out to General Operating	\$ 3,493	\$ 0	\$ 0	\$ 0	\$ 0	\$ 0	\$ 0	\$ 0	\$ 0	\$ 0	\$ 0	\$ 0	\$ 3,493	\$ 0	\$ (3,493)	
I&S Debt	\$ 0	\$ 0	\$ 0	\$ 0	\$ 0	\$ 89,043	\$ 0	\$ 0	\$ 0	\$ 0	\$ 0	\$ 1,818	\$ 90,861	\$ 90,861	\$ 1	
Total Disbursements	\$ 3,493	\$ 0	\$ 0	\$ 0	\$ 0	\$ 89,043	\$ 0	\$ 0	\$ 0	\$ 0	\$ 0	\$ 1,818	\$ 90,861	\$ 90,861	\$ 1	
Net Change in Cash	\$ (3,486)	\$ 310	\$ 3,162	\$ 59,122	\$ 11,291	\$ (79,611)	\$ 1,997	\$ 1,393	\$ 1,393	\$ 1,393	\$ 1,393	\$ (425)	\$ 1,426			
Ending I&S Cash Balance	\$ 29,419	\$ 29,730	\$ 32,892	\$ 92,014	\$ 103,304	\$ 23,693	\$ 25,690	\$ 27,084	\$ 28,477	\$ 29,870	\$ 31,264	\$ 30,839	\$ 34,331			
Ending Cash Grand Total	\$ 1,555,891	\$ 1,400,633	\$ 1,329,233	\$ 1,569,928	\$ 1,686,113	\$ 1,609,552	\$ 1,624,510	\$ 1,466,448	\$ 1,474,656	\$ 1,483,114	\$ 1,453,657	\$ 1,279,909	\$ 1,283,401			

For the Month of December

Check Nbr	Check Date	Payee	PO Nbr	Invoice Nbr	Fnd-Fnc-Obj.So-Org-Prog	Reason	Amount	EFT
020379	12-08-2023	ALFONSO URIAH ROSS,	160152		199-36-6299.01-001-491000	Official 10/20	90.00	N
020380	12-08-2023	BRAZOS INDUSTRIES,	160143	69547	199-11-6399.37-001-422000	FFA Steel Supplies	1,152.55	N
020381	12-08-2023	Burleson-Milam Special S	160047	4	282-93-6492.00-999-423000	2023-2024 SPED COOP	1,158.50	N
020382	12-08-2023	Kelly Caldwell	160150		199-36-6299.01-001-491000	Official 10/17	135.00	N
020383	12-08-2023	CAMERON TIRE STORE	160142		199-34-6249.00-001-499000	Bus Maintenance	619.02	N
			160142		199-34-6499.00-001-499000	Registration	7.00	N
Totals for Check 020383							626.02	
020384	12-08-2023	ISABEL SEBASTIAN CAZ	160157		199-36-6299.01-001-491000	Official 10/20	115.00	N
020385	12-08-2023	CTWP Leasing	160032	35190782	199-71-6529.00-999-499000	COPIER LEASE	1,436.18	N
020386	12-08-2023	Tina Dillard	160155		199-36-6299.01-001-491000	Official 10/17	135.00	N
020387	12-08-2023	ESC Region 12	160145	107610	199-23-6239.00-001-499000	Assessment Training	90.00	N
			160145	107611	199-23-6239.00-001-499000	Transcript Training	75.00	N
Totals for Check 020387							165.00	
020388	12-08-2023	Henry Garcia	160156		199-36-6299.01-001-491000	Official 10/20	115.00	N
020389	12-08-2023	GARY EHLER	160148		199-36-6299.01-001-491000	Official 11/30, 11/27, 12/5	390.00	N
020390	12-08-2023	BARBARA DOMINGUEZ	160045	2612	199-51-6249.00-001-499002	Janitorial Cleaning	4,375.00	N
020391	12-08-2023	LABATT FOOD SERVICE	160066		240-35-6341.00-001-499000	FOOD	3,369.72	N
			160066		240-35-6342.00-001-499000	NON FOOD	347.91	N
Totals for Check 020391							3,717.63	
020392	12-08-2023	Language Line Solutions	160124	11177822	199-11-6239.00-001-425000	Translation Services	10.46	N
020393	12-08-2023	LEO JOHN GUKEISEN	160159		199-36-6299.01-001-491000	Official 10/20	115.00	N
020394	12-08-2023	Lowe's Business Account/	160141		199-51-6316.00-001-499000	WASHER AND DRYER	1,230.39	N
			160141		199-51-6316.00-001-499000	WASHER AND DRYER	24.68	N
Totals for Check 020394							1,255.07	
020395	12-08-2023	MAURICE COLE	160153		199-36-6299.01-001-491000	Official 11/28	100.00	N
020396	12-08-2023	Oak Farms Dairy - Housto	160067		240-35-6341.SC-001-499000	MILK	717.01	N
020397	12-08-2023	PATRICK CROW	160154		199-36-6299.01-001-491000	Official 11/28	100.00	N
020398	12-08-2023	REMY GODFREY	160160		199-41-6411.00-701-499000	Travel Reimbursement	235.63	N
020399	12-08-2023	RONALD PORFIRIO	160149		199-36-6299.01-001-491000	Official 11/30,11/27,12/5	390.00	N
020400	12-08-2023	Smith, Larry	160151		199-36-6299.01-001-491000	Official 10/20	90.00	N
020401	12-08-2023	T-MOBILE	160059	PMT 2/12	199-51-6259.92-001-499000	HOTSPOTS	834.35	N
			160059	PMT 3/12	199-51-6259.92-001-499000	HOTSPOTS	834.35	N
Totals for Check 020401							1,668.70	
020402	12-08-2023	TASB, Inc.	160140	645272	199-41-6299.00-750-499001	HR SERVICES SUBSCRIPTION	945.00	N
020403	12-08-2023	TEMPLE COLLEGE BOO	160147	8309	199-11-6399.00-001-438000	Dual Credit Textbooks	122.65	N
			160147	8312	199-11-6399.00-001-438000	Dual Credit Textbooks	122.65	N
			160147	8315	199-11-6399.00-001-438000	Dual Credit Textbooks	122.65	N
Totals for Check 020403							367.95	

For the Month of December

Check Nbr	Check Date	Payee	PO Nbr	Invoice Nbr	Fnd-Fnc-Obj.So-Org-Prog	Reason	Amount	EFT
020404	12-08-2023	TEMPLE DAILY TELEGR	160146	16689375	199-41-6491.00-750-499000	FIRST Rating Notice	126.00	N
020405	12-08-2023	Texas Fleet Fuel	160050		199-34-6311.00-001-499000	FUEL	117.01	N
020406	12-08-2023	TIMOTHY CHRISTOFF	160158		199-36-6299.01-001-491000	Official 10/20	115.00	N
020407	12-12-2023	BRUSHY CREEK DISTRI	160162	264352	199-11-6399.37-001-422000	23-24 FFA MEMBERSHIP	33.00	N
020408	12-12-2023	BUCKEYE CLEANING CE	160164	90547634	199-51-6316.00-001-499000	Janitorial Supplies	883.09	N
020409	12-12-2023	DATA RECOGNITION CO	160083	173179	199-31-6339.00-001-425000	Las Links ESL Testing	7.00	N
			160083	173284	199-31-6339.00-001-425000	Las Links ESL Testing	125.45	N
Totals for Check 020409							132.45	
020410	12-12-2023	ERICK M. ADAMS	160163		199-51-6299.00-001-499000	REIMB FOR DELIVERY FEE	45.00	N
020411	12-12-2023	MILAM COUNTY	160165	100	199-99-6213.00-703-499000	1st Quarter Allocation	3,481.50	N
020412	12-18-2023	AMAZON CAPITAL	160168	17MR-CHM6-	199-33-6399.00-001-499000	AED SUPPLIES	651.00	N
			160169	1XDY-G1DJ-	199-36-6399.00-001-491000	Athletic Supplies	117.81	N
			160167	1CTW-496R-	199-51-6317.00-001-499000	Grounds supplies	740.65	N
			160176	1461-PTJW-	199-51-6317.00-001-499000	Grounds supplies	359.65	N
			160166	1FXG-LTQ1-	865-36-6399.00-001-499000	HOMECOMING/ Senior Class	32.98	N
Totals for Check 020412							1,902.09	
020413	12-18-2023	ATMOS Energy	160020	PMT 4/12	199-51-6259.94-001-499000	GAS UTILITY	160.95	N
020414	12-18-2023	Brightspeed	160024	PMT 4/12	199-51-6259.90-001-499000	Internet	143.04	N
020415	12-18-2023	BUCKEYE CLEANING CE	160173	90548994	199-51-6316.00-001-499000	Janitorial Cleaning	112.00	N
020416	12-18-2023	CENTRAL TEXAS FOOD	160178	A090550-1	240-35-6299.00-001-499000	Food Bank Delivery 12/6	58.40	N
020417	12-18-2023	CLEOD9 BUSINESS TEC	160025	36820	199-51-6259.92-001-499000	Telephone	794.83	N
020418	12-18-2023	CONSTELLATION NEWE	160019	PMT 3/12	199-51-6259.93-001-499000	Electricity	3,320.36	N
020419	12-18-2023	ESC Region 12	160086	107772	199-41-6239.00-750-499000	Business Services	3,000.00	N
020420	12-18-2023	BARBARA DOMINGUEZ	160045	2628	199-51-6249.00-001-499002	Janitorial Cleaning	4,375.00	N
020421	12-18-2023	SnyAir, LLC	160177	2573	199-51-6249.97-001-499000	AC REPAIRS	790.00	N
			160177	2574	199-51-6249.97-001-499000	AC REPAIRS	740.00	N
Totals for Check 020421							1,530.00	
020422	12-18-2023	NATIONAL BENEFITS SE	160057	962649	199-41-6299.00-750-499009	COBRA ADMIN FEE	9.30	N
020423	12-18-2023	PITNEY BOWES INC.	160172		199-23-6399.00-001-499009	POSTAGE BALANCE	450.00	N
020424	12-18-2023	STEFANIE ABBASI	160170		240-35-6219.00-001-499000	Child Nutr Consulting	873.60	N
020425	12-18-2023	TASB Risk Management F	160174	75466	199-11-6143.00-001-411000	workers comp adj	296.00	N
020426	12-18-2023	Texas Fleet Fuel	160050		199-34-6311.00-001-499000	FUEL	261.37	N
981208	12-08-2023	TOWN OF BUCKHOLTS/	001765		199-51-6259.91-001-499000	WATER/SEWER	1,405.35	N
			160084		199-51-6259.91-001-499000	WATER/SEWER	1,405.35	N
			001765		199-51-6259.91-001-499000	PO	-1,405.35	N
Totals for Check 981208							1,405.35	

Total Checks 43,231.04

Buckholts ISD
General Fund - as of December 31, 2023

	Budget	Actual-Current	Actual YTD	Percent
Revenue				
Local Revenue	\$ 392,050	\$ 54,689	\$ 96,007	24.49%
State Revenue	1,636,213	177,355	795,522	48.62%
Federal Revenue	10,000	-	-	0.00%
Insurance Proceeds	-	-	-	0.00%
Total Revenue	\$ 2,038,263	\$ 232,043	\$ 891,529	43.74%
Expenditures				
11-Instruction	\$ 1,119,372	\$ 111,408	\$ 487,290	43.53%
12-Instruction, Resources & Media	-	-	-	0.00%
13-Curriculum Development	2,350	-	-	0.00%
21-Instructional	-	-	-	0.00%
23-School Leadership	64,334	8,261	31,896	49.58%
31-Guidance & Counseling	1,050	132	882	84.04%
33-Health Services	950	651	1,501	158.00%
34-Student Transportation	39,952	4,454	18,540	46.41%
35-Food Service	-	-	-	0.00%
36-Extracurricular Activities	59,435	4,183	23,746	39.95%
41-General Administration	393,027	22,775	126,234	32.12%
51-Facilities Maintenance & Operations	313,457	27,801	90,151	28.76%
52-Security & Monitoring Services	1,000	-	148	14.75%
53-Data Processing Services	37,500	475	75,392	201.05%
61 - Community Service	2,155	47	320	0.00%
71-Debt Service	61,963	(4,446)	-	0.00%
81 - Facilities Acquisition and Construction	-	-	-	0.00%
93-Payments to Fiscal Agent/Shared Services	-	-	-	0.00%
99-Other Intergovernmental Charges	15,000	3,482	8,251	55.00%
Transfer to Child Nutrition	12,000	-	-	0.00%
Total Expenditures	\$ 2,123,545	\$ 179,223	\$ 864,351	40.70%
Excess (Deficiency) of Rev Over(Under) Exp	\$ (85,282)	\$ 52,820	\$ 27,179	

Buckholts ISD
Food Service - as of December 31, 2023

	Budget	Actual-Current	Actual YTD	Percent
Revenue				
Local Revenue	\$ 4,300	\$ 647	\$ 2,475	57.55%
State Revenue	5,983	453	1,956	32.69%
Federal Revenue	130,000	-	32,246	24.80%
Transfer In from General Operating	12,000	-	-	0.00%
Total Revenue	\$ 152,283	\$ 1,100	\$ 36,676	24.08%
Expenditures				
11-Instruction	\$ -	\$ -	\$ -	0.00%
12-Instruction, Resources & Media	-	-	-	0.00%
13-Curriculum Development	-	-	-	0.00%
23-School Leadership	-	-	-	0.00%
31-Guidance & Counseling	-	-	-	0.00%
33-Health Services	-	-	-	0.00%
34-Student Transportation	-	-	-	0.00%
35-Food Service	152,283	11,255	44,494	29.22%
36-Extracurricular Activities	-	-	-	0.00%
41-General Administration	-	-	-	0.00%
51-Facilities Maintenance & Operations	-	-	-	0.00%
52-Security & Monitoring Services	-	-	-	0.00%
53-Data Processing Services	-	-	-	0.00%
71-Debt Service	-	-	-	0.00%
91-Contracted Instructional Serv	-	-	-	0.00%
93-Payments to Fiscal Agent/Shared Services	-	-	-	0.00%
99-Other Intergovernmental Charges	-	-	-	0.00%
Transfer to Child Nutrition	-	-	-	-
Total Expenditures	\$ 152,283	\$ 11,255	\$ 44,494	29.22%
Excess (Deficiency) of Rev Over(Under) Exp	\$ -	\$ (10,155)	\$ (7,818)	

Buckholts ISD
Interest and Sinking - as of December 31, 2023

	Budget	Actual-Current	Actual YTD	Percent
Revenue				
Local Revenue	\$ 38,475	\$ 5,337	\$ 8,816	22.91%
State Revenue	52,386	-	-	0.00%
Total Revenue	\$ 90,861	\$ 5,337	\$ 8,816	9.70%
Expenditures				
11-Instruction	\$ -	\$ -	\$ -	0.00%
12-Instruction, Resources & Media	-	-	-	0.00%
13-Curriculum Development	-	-	-	0.00%
23-School Leadership	-	-	-	0.00%
31-Guidance & Counseling	-	-	-	0.00%
33-Health Services	-	-	-	0.00%
34-Student Transportation	-	-	-	0.00%
35-Food Service	-	-	-	0.00%
36-Extracurricular Activities	-	-	-	0.00%
41-General Administration	-	-	-	0.00%
51-Facilities Maintenance & Operations	-	-	-	0.00%
52-Security & Monitoring Services	-	-	-	0.00%
53-Data Processing Services	-	-	-	0.00%
71-Debt Service	90,861	-	-	0.00%
91-Contracted Instructional Serv	-	-	-	0.00%
93-Payments to Fiscal Agent/Shared Services	-	-	-	0.00%
99-Other Intergovernmental Charges	-	-	-	0.00%
Transfer to Child Nutrition	-	-	-	0.00%
Total Expenditures	\$ 90,861	\$ -	\$ -	0.00%
Excess (Deficiency) of Rev Over(Under) Exp	\$ -	\$ 5,337	\$ 8,816	

BOARD OF TRUSTEES Regular Meeting (* All Meetings Are Posted at Buckholts USPS and the BISD Board Bulletin 72 Hours before all Meetings*)
Buckholts Elementary School Library, 203 S. 10th Street, Buckholts, TX 76518
Buckholts Independent School District

DISTRICT VISION

Every graduate ready for college, career, and life. Real school. Every day.

DISTRICT MISSION

Buckholts Independent School District is rich in culture, heritage, and tradition. BISD will provide an educational environment that will enable all students to develop essential academic skills for a lifetime. We will produce well-educated students who can pursue higher educational opportunities and who will become responsible citizens in a changing global society by teaching ALL students so that they may learn at their maximum potential.

AGENDA

Monday, December 18, 2023 at 6:00 PM

I. Call to Order

The meeting was called to order at 6:00 PM with Ricky McCall, Kerri Hernandez, Chris Marrs and Margaret Green and JoAnn Casarez in attendance

II. Declaration of Quorum

A. Announcement by President as to the presence of quorum, that this is a regular board meeting and the notice of the meeting was posted in the time and manner required.

III. Pledge/Invocation

IV. Public Comments-pursuant to Board Policy BED (LOCAL)

V. Reports

A. Ms. Jamie Shaver- Finance Report

B. Ms. Alushka Driska- Principal's Report

C. Dr. Remy Godfrey- Superintendent Report

VI. Consent Agenda Items

A. Certify and approve BISD November 1, 2023 Regular Meeting Minutes.

B. Certify and approve BISD November 27, 2023 Regular Meeting Minutes.

Motion made by C. Marrs and seconded by R. McCall to approve the consent agenda as presented. Motion passed 5-0.

VII. Executive/Closed Meeting will be held as authorized by Texas Government Code, §551.071, §551.072, §551.073, §551.074, §551.075, §551.076, §551.082, §551.083, §551.084, if needed.

VIII. Action from Executive Session

IX. Action Items

A. Discussion and possible action regarding Lone Star Governance.

No Action

B. Discussion and possible action regarding Safety and Security Plans/Audit.

No Action

C. Discussion and possible action regarding TASB Updates.

Motion made by C. Marrs and seconded by J. Casarez to approve the TASB Update 121 as presented. Motion passed 4-0.

D. Discussion and possible action regarding BISD District Improvement Plan.

Motion made by C. Marrs and seconded by J. Casarez to approve the BISD DIP as presented. Motion failed 3-1.

X. Adjourn

If, during the course of the meeting, discussion of any item on the agenda should be held in a closed meeting, the Board will conduct a closed meeting accordance with the Texas Open Meetings Act, Tex: Gov't Code, Chapter 551, Subchapters D and E, and Tex. Education Code, Chapter 21.556.

I, the undersigned, do hereby certify that this Notice was posted on the bulletin board of the main entrance of the Buckholts ISD Administration Building and at the Buckholts Post Office at , which is at least 72 hours prior to the date and time of the scheduled meeting.



Mr. Ricky McCall
Board President

RESOLUTION OF THE BOARD REGARDING REVIEW OF THE INVESTMENT PROGRAM

WHEREAS Section 2256.005(e) of the Public Funds Investment Act requires the Board of Trustees of Buckholts Independent School District to:

- (a) review the District’s investment policy and investment strategies set forth in CDA(LOCAL) not less than annually; and,
- (b) adopt a resolution reflecting the Board’s review and recording any changes made to the investment policy or strategies; and,

WHEREAS the District’s investment policy and investment strategies have been presented to the Board for its consideration and approval, as required by the Act; and,

NOW THEREFORE BE IT RESOLVED that the Board of Trustees of Buckholts Independent School District has reviewed the District’s investment policy and investment strategies, and hereby adopts the policy with the following changes to the current policy:

No changes to the current policy. (NO CHANGES TO POLICY)

Adopted this ___24th___ day of ___January___, 2022, by the Board of Trustees.

Presiding Officer

Secretary



ACTION REQUIRED!
Due Date: February 29, 2024

October 12, 2023

Re: Membership and Participation in the Region 10 ESC Multi-Region Purchasing Cooperative, SY24-25

Dear Food Service Director Addressed:

Multi-Region Purchasing Cooperative (hereinafter "R10MRPC") requires all Interlocal Agreements (hereinafter "Agreement") to be approved by each Recipient Agency's (hereinafter "RA") Board of Directors. Completed Agreements must be submitted with proof of Board approval. R10MRPC is also utilizing an annual, single-year agreement that encompasses both membership roles and responsibilities along with bid participation for the Agreement term. Region 10 Education Service Center is the "Coordinating Entity and Fiscal Agent" for R10MRPC.

This packet includes the complete Interlocal Agreement for RAs participating in the School Nutrition Programs that wish to purchase foodservice products or services through the R10MRPC formally procured and awarded bids. If the RA does not plan to purchase from any of the awarded bids, there is no need to complete an Interlocal Agreement.

The **Interlocal Agreement** (pages 3-11) is both a "membership and participation" agreement that commences on July 1st and extends through June 30th of the following calendar year. By signing the Agreement, you are agreeing to the General Provisions of Member Roles and Responsibilities along with your bid participation selection(s) indicating your entity's purchasing commitment. Members are now required to provide estimated quantities for each product planned for each bid category selected. This is done through a specialized software created by R10MRPC called "Maestro Forecasting."

The Multi-Region Purchasing Cooperative is a fully self-funded entity through a Vendor Participation Fee. This fee is collected directly from the awarded commercial-only vendors. Fees are used to cover expenses related to the administration and operation of R10MRPC and growth in services and benefits offered. Studies indicate that school districts benefit through cooperative participation with considerable cost savings. While the purchasing power of the R10MRPC is significant, the costs of goods and services continue to rise annually. Studies prove that schools participating in a child nutrition purchasing cooperative receive better pricing and higher selection of products with higher fill rates. Additional benefits of participating in the R10MRPC include reduced costs associated with advertising, paperwork, reduced time, and worry spent on the bidding process, as well as Industry-specific workshops, trainings, and technical support for child nutrition programs.

If I can be of further assistance in this matter, please contact me at 972-348-1448. I am available to talk to your school board if needed. Thank you for your consideration for participation in the SY 2024-2025 R10MRPC.

Sincerely,

Keri Warnick
Program Coordinator

Enclosures

INTERLOCAL AGREEMENT

The following Interlocal Agreement (pages 3-11) is to be completed by all recipient agencies (RA) that wish to participate in Region 10 ESC Multi-Region Purchasing Cooperative (R10MRPC) and purchase from formally procured bids.

This Interlocal Agreement is a one-year agreement for the school year 2024-2025 (July 1, 2024 through June 30, 2025). If completed, a fully executed copy will be returned to the RA and kept on file with R10MRPC indefinitely.

Each RA wishing to purchase from any procured and awarded bid must complete and sign all required pages. Each RA is asked to seriously consider which bids best fit their needs. R10MRPC requires forecasting of each product planned for purchase prior to all bid renewals and new bids through Maestro Forecasting, the customized software program.

The fully completed and signed Interlocal Agreement must be approved by your school Board of Trustees or Authorized Representative and returned no later than February 29, 2024. Please note that Interlocal Agreements received after the due date or later after bids have been released may not be approved due to forecasting requirements and procurement regulations.

Please return pages 3-11 of the Agreement fully executed.

Region 10 Education Service Center
Multi-Region Purchasing Cooperative
SY24-25: INTERLOCAL AGREEMENT

This Interlocal Agreement (hereinafter the "Agreement") is entered into by and between the agencies shown below as contracting parties for a single-year term, in accordance with the section entitled "Membership Term" below. The Member Recipient Agency (RA) is responsible for paying any vendors invoices for goods and services purchased by RA through the effective termination date. Region 10 ESC is the MRPC "Coordinating Entity and Fiscal Agent."

Contracting Parties

Region 10 Education Service Center Fiscal Agent/Coordinating Entity	057-950 County District Number	
District/Recipient Agency (RA)	RA County District Number	RA ID

STATEMENT OF SERVICE'S TO BE PERFORMED

The Region 10 Multi-Region Purchasing Cooperative (hereinafter the "R10MRPC") organizes and administers the child nutrition cooperative purchasing and commodity processing program for RA's located in the state of Texas. Authority for such service is granted by Section 8.053 of the Texas Education Code, Chapter 791 of the Texas Government Code, and Chapter 271, Subchapter F, of the Texas Local Government Code. The goal of the cooperative is to obtain substantial savings on food service items through volume purchasing. There is no fee to join R10MRPC.

MEMBERSHIP:

Membership is a single-year term in the R10MRPC. The R10MRPC procures a variety of formally procured bids utilizing the competitive requests for proposals (RFP's) method to assist RAs with their fiscal budgetary needs. RAs have the option to commit to any bid(s) that best fits their needs. Members are required to select from a list of offered bids, which is seen as a commitment to purchase from the R10MRPC awarded vendor(s). Prior to the release of any formal solicitation or bid renewal, members are required to provide estimated quantities/forecast for each product they plan to purchase on each bid selected, although R10MRPC makes no guarantees of quantities to any vendor. Currently the following formally procured bids are offered:

1. USDA Foods for Further Processing (USDA Processed Commodities)
2. Full-Line Grocery Distributor (to include processed commodities)
3. Manufacturer Direct-to-District Delivery (commercial foods; approval required)
4. Small Wares
5. Kitchen Chemicals & Cleaning Products (products)
6. Sanitation System & Safety Training (services)
7. Fresh Produce & Raw Meats
8. Fresh Bread
9. Milk Full-Service Delivery
10. Ice Cream Novelties
11. Chips and Snacks
12. Beverages (contained)
13. Dispensed Fruit Beverages
14. Coffee Bar Products

LIMITATION OF AGREEMENT:

The R10MRPC reviews this Agreement each year to ensure compliance with United States Department of Agriculture (USDA) and Texas Department of Agriculture (TDA) regulations. If, following such review, the R10MRPC discovers that any provision contained herein is not in accordance with USDA and TDA regulation, R10MRPC will have 30 days to make all necessary updates and require that each participating RA sign a new Agreement. If R10MRPC does not amend the provision within the given timeframe, the RA may terminate this agreement on 10 days' written notice to R10MRPC. Child Nutrition Federal Funds are governed by USDA and TDA, therefore, if any conflicts between the procurement requirements set forth in EDGAR and those required by TDA/USDA exist, those required by TDA/USDA will apply to any solicitations when CN Federal Funds will be used for purchasing.

GENERAL PROVISIONS:

1. The Parties agree to comply with all applicable federal, state, and local statutes, ordinances, rules, and regulations in connection with the procurement activities and programs contemplated under this Agreement. This Agreement is subject to all applicable present and future valid laws governing such programs.
2. This Agreement shall be governed by the law of the State of Texas and venue for any dispute resolution shall be in the county in which the administrative offices of Region 10 ESC are located, which is currently Dallas County, Texas.
3. The R10MRPC reserves the right, but is not obligated, to add additional members and allow participation. Adding a RA may "materially change the existing contract(s)" and, thereby, require rebidding of said contract(s). Consequently, the RA may not be permitted to participate in those affected contracts to avoid rebidding and possibly negatively affecting the membership in place at the time of the current contract(s) award. The membership of a new RA may become effective upon any new bids, rebids being awarded, new fiscal year, or as permitted at the sole discretion of the R10MRPC.
4. This Agreement and any addenda executed by the parties contains the entire agreement of the Parties hereto with respect to the matters covered by its terms, and it may not be modified in any manner without the express written consent of both Parties. Modifications may be required by law or regulation, which shall require action by the R10MRPC and the RA. Failure to act by either party, within a reasonable period, on legally required modifications shall constitute good cause to terminate this Agreement effective upon written notification to the other party.
5. If any term(s) or provision(s) of this Agreement are held by a court of competent jurisdiction to be invalid, void, or unenforceable, the remainder of the provisions of this Agreement shall remain in full force and effect.
6. Before any Party may resort to litigation, any claims, disputes, or other matters in question between the Parties to this Agreement shall be submitted to nonbinding mediation. The selection of the mediator shall be mutually agreed upon, and the costs for such mediation borne equally between the Parties.

7. No Party to this Agreement waives or relinquishes any immunity or defense on behalf of itself, its trustees, directors, officers, employees, and agents, because of its execution of this Agreement or the performance of the functions and obligations set forth herein.

8. All parts of this Agreement, when executed by both Parties, are binding upon the Parties, and may be changed only by written agreement executed by authorized representatives of the Parties.

9. In accordance with USDA Federal Regulations and TDA Administrator's Reference Manual (ARM) Section 17, the R10MRPC is a Child Nutrition Program (CNP) Operator-Only Cooperative that is categorized as a "for profit cooperative". Per ARM Section 17, R10MRPC is required to return "unanticipated profits" to the member. This Agreement allows R10MRPC to deduct the cost of services from the collected vendor fees and pay any remaining amount to members on a regular basis. The R10MRPC's "profit margin", for purposes of this Agreement, shall be defined as the revenue received by the R10MRPC through the charging of the vendor fees set forth in the "Membership Fees" section below minus the expenses to the R10MRPC to operate the cooperative. The Coordinating Entity shall retain the profit margin; however, any revenue received more than the profit margin ("unanticipated profit"), if any, shall be distributed to the R10MRPC's participating members by the Fiscal Agent. R10MRPC is not allowed to collect a profit from sales of processed commodities through our full-line grocery distributor. All revenue from processed commodities minus commodity bid expenses, is fully rebated to the members participating on the processed commodity bid.

10. This Agreement and any modification(s) may be executed in separate copies; however, the Agreement must be Board of Trustee approved and physically signed by both participating parties using a "physical signature." Electronic or typed signatures will not be accepted. This Agreement may be exchanged and/or transmitted electronically via fax or scanned email. Proof of Board approval acceptable to R10MRPC must be submitted along with completed and signed Agreement.

Membership Term. This Agreement shall be for a one-year term unless sooner terminated in accordance with the provisions of this Agreement. The conditions set forth in this Agreement shall apply to this single-year term. The Agreement year for each purchasing cooperative program commences on July 1st and will extend through June 30th of the following calendar year.

Membership Fees. No membership fee shall be directly charged to participating members of the R10MRPC.

The United States Department of Agriculture (USDA) does not allow federal funds received by ESC Child Nutrition components to be used to support purchasing cooperatives. Therefore, the R10MRPC is a fully self-funded entity through a "Vendor Participation Fee" on all commercial sales. This fee is collected directly from the awarded vendors in the fixed amount of .0085 for every \$1.00 of revenue. R10MRPC "does not charge" any fees to the Commodity Processors. All fees are used to cover expenses related to the administration, direct operation, and growth in services or software programs offered by the Cooperative to the members that benefit their foodservice operation. RAs, even though they may incur these fees indirectly, pay no direct fee to R10MRPC for participation.

The parties agree that the payments under this Agreement and any related exhibits and documents are amounts that fairly compensate Coordinating Entity for the services or functions to be performed under the Agreement.

Authorization to Participate. The R10MRPC and each RA represents and warrants, by the execution and delivery of the Interlocal Agreement, that they have obtained all requisite authority through governing board action to enter and perform the terms of this Agreement. Proof of Board approval is acceptable to R10MRPC is required. If your school does not have a Board of Directors, the authorized representative's signature is acceptable.

Cooperation and Access. Each party agrees that it will cooperate with any reasonable requests for information and/or records made by the other party. Each party reserves the right to audit the relevant records of the other party during normal working hours. Any breach of this Article shall be considered material and shall make the Agreement subject to termination on ten (10) days written notice to the RA.

Primary and Secondary Contact. The RA agrees to appoint a primary and secondary contact who shall have express authority to represent and bind the RA, and R10MRPC will not be required to contact any other individual regarding program matters. Any notice to a primary or secondary contact shall be binding upon the RA. The RA reserves the right to change the contacts as needed by giving written notice to R10MRPC. Such notice is not effective until actual receipt by R10MRPC.

Defense and Prosecution of Claims. The RA authorizes the Fiscal Agent, only with respect to matters arising out of or contemplated by this Agreement: (1) to control the commencement, defense, intervention or participation in a judicial, administrative or other governmental proceeding; (2) to represent the R10MRPC in an arbitration, mediation, or any other form of alternative dispute resolution; (3) to represent the R10MRPC in any other appearance necessary to protect the rights of the R10MRPC relating to actions concerning any past or current , including any appearances and actions in litigation, claim or dispute; and (4) to engage legal counsel and appropriate experts that, in the Fiscal Agent's sole discretion, will assist with such defense or prosecution of any action or claim in matters arising out of this Agreement. The RA does hereby agree that any suit brought against R10MRPC, the Fiscal Agent, or a R10MRPC or Fiscal Agent employee or agent may be defended in the name of R10MRPC, Region 10 Education Service Center, or the RA by the counsel selected by the Fiscal Agent, in its sole discretion, or its designee, on behalf of and at the expense of the R10MRPC as necessary for the prosecution or defense of any litigation or claim. Full cooperation by the RA shall be extended to supplying any information needed or requested by the Fiscal Agent or R10MRPC in such prosecution or defense. Subject to specific revocation, the RA hereby designates the Fiscal Agent to act as a class representative on its behalf in matters arising out of this Agreement.

Governance. R10MRPC shall be governed by the Fiscal Agent's Board of Trustees (hereinafter the "Board") in accordance with applicable law and regulations. Procurement processes and procedures are governed by applicable law and regulation.

Limitations of Liability. The Fiscal Agent, its endorsers and servicing contactors, do not warrant that the operation or use of R10MRPC services will be uninterrupted or error free. The Fiscal Agent, its endorsers and servicing contractors, hereby disclaim all warranties, express or implied, regarding any information, product or service furnished under this Agreement, including without limitation, any and all implied warranties of merchantability or fitness for a particular purpose. The Parties agree that regarding all causes of action arising out of or relating to this Agreement, neither Party shall be liable to the other under any circumstances for special, incidental, consequential, or exemplary damages, even if it has been advised of the possibility of such damages.

Notice. Any written notice to the R10MRPC or the Fiscal Agent shall be made by: first class mail, postage prepaid and delivered to the Multi-Region Purchasing Cooperative, Region 10 Education Service Center, 400 E Spring Valley Rd, Richardson, TX 75081-1300; faxed to 972 348-1449, Attn: Keri Warnick (contact person); or emailed to keri.warnick@region10.org with a copy to sue.hayes@region10.org.

Acceptance of USDA Foods Sent for Further Processing. The R10MRPC, through the Fiscal Agent, is granted the right to issue a cooperative bid/proposal (RFP) for the processing of selected commodity foods donated by participating members. The R10MRPC, through the Fiscal Agent, is further granted the right to enter a Contract for Services with the processor(s) receiving the processing award(s) for agreed upon processed end-products, for the purpose of executing a service agreement on behalf of participating members. Participating members will have the right and responsibility to accept the processed end-product(s) for the life of the contract between R10MRPC, through the Fiscal Agent, and the processor for all commodity foods donated to, and for which processing was subsequently procured through, the R10MRPC. Excess commodities may be distributed according to USDA or TDA regulations and guidance.

Payment for Goods. Each Party, paying for any goods or services under this Agreement or related to this Agreement, must pay for such goods and services from available current revenues only.

PARTY ROLES AND RESPONSIBILITIES:

Role of the R10MRPC, through the Fiscal Agent:

1. Provide for the organizational and administrative structure of the program.
2. Provide staff time necessary for efficient operation of the program.
3. Provide procurement training as a group or on an individual basis if requested.
4. Provide guidance and assistance or templates for the school's Procurement Procedures Manual and Code of Conduct Manual if requested.
5. The R10MRPC shall coordinate the Competitive Procurement Process for all Awarded Contracts through use of the Formal Procurement method of Requests for Proposals (RFP).
6. The R10MRPC shall follow the local, State, and Federal procurement guidelines as listed below:
 - a. United States Department (USDA) Code of Federal Regulations (2 CFR) parts 200.318-200.327 and Appendix II
 - b. Texas Department of Agriculture's (TDA) Administrator's Reference Manual (ARM) Sections 16 and 17, 17a, 17b, and 17c.
 - c. Requiring Board of Directors' approval on all R10MRPC bid award recommendations.
 - d. Texas Education Code 44.031 relating to purchasing contracts.
 - e. Education Department General Administrative Regulations (EDGAR) as the guidelines pertain to Purchasing Cooperatives' procuring on behalf of its RAs. Currently EDGAR refers and requires Child Nutrition Food Purchasing Cooperatives to adhere to 2 CFR 200.318-200.327
 - f. Form 1295 will be required to be filled out and filed with the Texas Ethics Commission by all awarded vendors and will be managed by the Fiscal Agent's Business Office.
7. Send solicitations for the Further Processing of USDA foods to all companies found on the TDA "Approved List of Vendors" without limitations.

8. Enter into a detailed agreement with distributors that provide the distribution of processed end-products containing USDA Foods that includes language to ensure proper resolution of errors such as data, pricing, product, reports, etc.
9. Do the following regarding USDA Foods:
 - a. Track and assist RAs with management of their USDA Foods inventory balances to ensure compliance with TDA and USDA Foods inventory requirements.
 - b. Assist RAs with Sales Verifications of end products sold through a distributor, including but not limited to verification of rebates, discounts, and credits.
 - c. Provide RAs with information on commodity processing, including, but not limited to, anticipated delivery dates, product recalls or production issues, discontinued products, and replacement recommendations.
 - d. Provide the list of commodity items to RAs for purposes of obtaining quantity requests. This is done using an online software program.
 - e. Receive quantity requests from RAs for commodity processing through district entries into the online software and prepare appropriate quantity totals by item.
 - f. Provide a delivery schedule, on behalf of each RA, for all selected USDA Foods for Further Processing to each processor and distributor based on information collected from each RA.
10. The R10MRPC assumes no responsibility for failure of delivery by vendors, however, the R10MRPC will assist all RAs with service and product quality issues to ensure all vendors adhere to the terms and conditions of the awarded contract.
11. Initiate and implement activities related to the bidding and vendor selection process. Competitive bidding procedures for Texas public schools using Child Nutrition federal funds will be strictly followed.
12. Provide RAs with procedures for ordering, delivery, and billing.
13. Mediate problems/concerns between vendors and RAs.
14. Provide RAs access to all records, reports, and documents to ensure rebates, discounts and other applicable credits will accrue to the RA.
15. Make available or provide easy access to all procurement documents created and received for each awarded RFP and vendor, as required and in compliance with State Agency Administrative and Procurement Reviews.
16. Act ethically always and in accordance with all federal, state, and local guidelines.
17. Create and monitor/host an Advisory Committee. The Advisory Committee is a voluntary member committee with a 2-year commitment that meets quarterly. The Committee goals are to act as liaison between R10MRPC and the membership base if needed, communicate information received from TDA to R10MRPC as necessary, and review or sample products to assist in the streamlining of offered bid awards and best products.

Role of the RA:

1. Commit to the General Provisions and Roles and Responsibilities of this Agreement by authorization of its governing body (School Board of Trustees) and by execution by an approved foodservice employee in the appropriate spaces on the attached form (physical signature copy must be provided to R10MRPC promptly following execution).
2. Designate a primary and secondary contact.
3. Commit to purchasing from selected bid categories on an as needed basis.
4. Provide an estimated quantity for each of the products desired through use of the online required software Maestro Forecasting or as requested by the Program Coordinator during any single-year term of Participation.

5. Comply with all USDA and TDA regulations.
6. Prepare purchase orders issued to the appropriate vendor from the official award list provided by R10MRPC.
7. Accept shipments of products ordered from vendors in accordance with standard purchasing procedures.
8. Address product warranties and product qualities with manufacturer.
9. Pay vendors net amount due within agreed upon terms after receipt of a correct monthly statement.
10. Participate in bid evaluation committees for the bid's that the RA is utilizing. Evaluation committee meetings will include, but not be limited to, face-to-face group meetings, online voting, or any other form of participation as requested by the R10MRPC.
11. Act ethically always and in accordance with all Federal, State, and local guidelines, as well as R10MRPC Member Roles. The R10MRPC shares information with participating members that at times is considered confidential and proprietary. Members may be asked to sign Non-Disclosure Agreements and agree to adhere to the terms set forth in those agreements. Future membership in the R10MRPC may be jeopardized based on unethical handling of sensitive R10MRPC and/or vendor information.
12. Attend R10MRPC meetings and training classes to stay informed of the cooperative's processes and services offered. Training classes are specific to some of the "tools" offered by R10MRPC. Attending meetings and classes helps ensure your success as a participating RA in the R10MRPC.
13. Participates in a Member Advisory Committee through selection or appointment. The Member Advisory Committee is a small committee of R10MRPC participating members formed every 2 years. The Advisory Committee serves as the liaison for all participating members when a conflict or concern arises regarding R10MRPC if needed, and annually reviews all procurement practices by the R10MRPC to ensure compliance in all areas, along with other tasks.
14. The following roles will apply to participating members who commit entitlement dollars for the USDA processed commodity foods:
 - a. The RA shall access the Web Based Supply Chain Management (WBSCM) system on a regular basis to effectively manage USDA Foods entitlement, food requests, and allocations.
 - b. The RA shall track and manage USDA Foods inventory balances to ensure compliance with TDA and USDA Foods inventory requirements, i.e., inventory levels shall not exceed a six (6) month supply at any given time; access processor tracking systems (K12 Foodservice, ProcessorLink, or other) on a regular basis; and report inventory issues to R10MRPC.
 - c. The RA shall conduct Sales Verifications of end-products sold through a distributor, including but not limited to verification of rebates, discounts, and credits.
 - d. The RA shall maintain copies of the original Child Nutrition ("CN") Label from the product, carton; or a photograph of the CN Label as it appears on the original product carton if available.
 - e. The RA shall attend and/or access MRPC trainings on the management of the USDA Foods program.

BID PARTICIPATION SELECTIONS for SY 2024-2025

The following Bid Participation agreement, as an integrated part of the Agreement, is entered into by and between the District/RA, as indicated below, and Region 10 Multi-Region Purchasing Cooperative (R10MRPC) for participation in one or more of the R10MRPC awarded bids. This agreement is a single-term agreement effective July 1, 2024, through June 30, 2025.

The R10MRPC formally procures several competitive RFPs (Request for Proposals) on behalf of all participating members. Each member is required to complete this Bid Participation Agreement and forecast all products planned for purchase if they wish to utilize the R10MRPC awarded bids during the term of this agreement.

To help the R10MRPC represent the most accurate information to potential bidders, ***please place a check mark to the left of each bid listed below that you “plan” to use during the SY 2024-2025.*** Each RFP is explained on the next page to assist you in the best decision as to which bid(s) best fit your needs. The R10MRPC does not guarantee any vendor that any item will be purchased, however, members should seriously consider each selected bid as member forecasting of each product planned on each selected bid is required prior to the release of a new bid or renewal bid.

<input type="checkbox"/>	Full-Line Grocery, NOI/FFS Distributor
<input type="checkbox"/>	USDA Foods For Further Processing
<input type="checkbox"/>	Milk: Full-Service Delivery
<input type="checkbox"/>	Fresh Bread
<input type="checkbox"/>	Ice Cream Novelties
<input type="checkbox"/>	Beverages (container)
<input type="checkbox"/>	Manufacturer Direct-to-District (commercial foods) – requires MRPC approval

<input type="checkbox"/>	Dispensed Fruit Beverages
<input type="checkbox"/>	Chips & Snacks
<input type="checkbox"/>	Fresh Meats and Produce
<input type="checkbox"/>	Small Wares
<input type="checkbox"/>	Kitchen Chemicals & Cleaning Supplies
<input type="checkbox"/>	Sanitation Systems & Safety Training
<input type="checkbox"/>	Coffee Bar Products

Please provide us with your district main address as listed on your website or in directory:

District Name	Campus/Bldg. Name
Street Number & Name	City
State	Zip Code

Interlocal Agreement for SY 2024-2025 Signature and Authorization Form

By signing this page, the RA confirms entering into agreement with Region 10 Education Service Center, as the Fiscal Agent and Coordinating Entity for the R10MRPC, in accordance with all Agreement terms, Membership Roles and Responsibilities, and Bid Participation selection(s) as stated on pages 3-10 and indicated on page 11.

As of July 1, 2024, _____ and the Region 10 Education Service Center/Fiscal Agent
District Name/Recipient Agency (RA)

enter into this Interlocal Agreement, including Bid Participation. As the authorized Agent for the Board of Trustees or Authorized Representative of the RA, I do hereby execute this Agreement on behalf of RA and intend to be bound by the provisions set forth herein for a single-year term, unless otherwise terminated by either party in accordance with the terms set forth in the Agreement. Physical signatures are required, typed or digital signatures will not be accepted.

District/ Name	ESC Region	2023-2024 Enrollment
# Of Participating Campuses	County/Counties in Which Campuses are Located	
Printed Name: Primary Foodservice Contact	X Signature: Primary Foodservice Contact	Date Signed
Email: Primary Contact	Phone: Primary Contact	
Printed Name: Secondary Foodservice Contact	Email: Secondary Foodservice Contact	
Phone: Secondary Foodservice Contact		

Board of Director Approval (or authorized rep): Signature Below or Meeting Minutes are acceptable.

Printed Name: Authorized Board Director (or Authorized Representative)	
X Signature: Authorized Board Director (or Authorized Representative)	Date Signed

Email Completed Agreement to: angela.mccrary@region10.org
Below Area: For Region 10 MRPC Use Only

R10MRPC Authorized Signature	Keri Warnick	Date Signed
Program Coordinator	972-348-1448	
Title of Contact Person	Office Phone	

Bids Overview

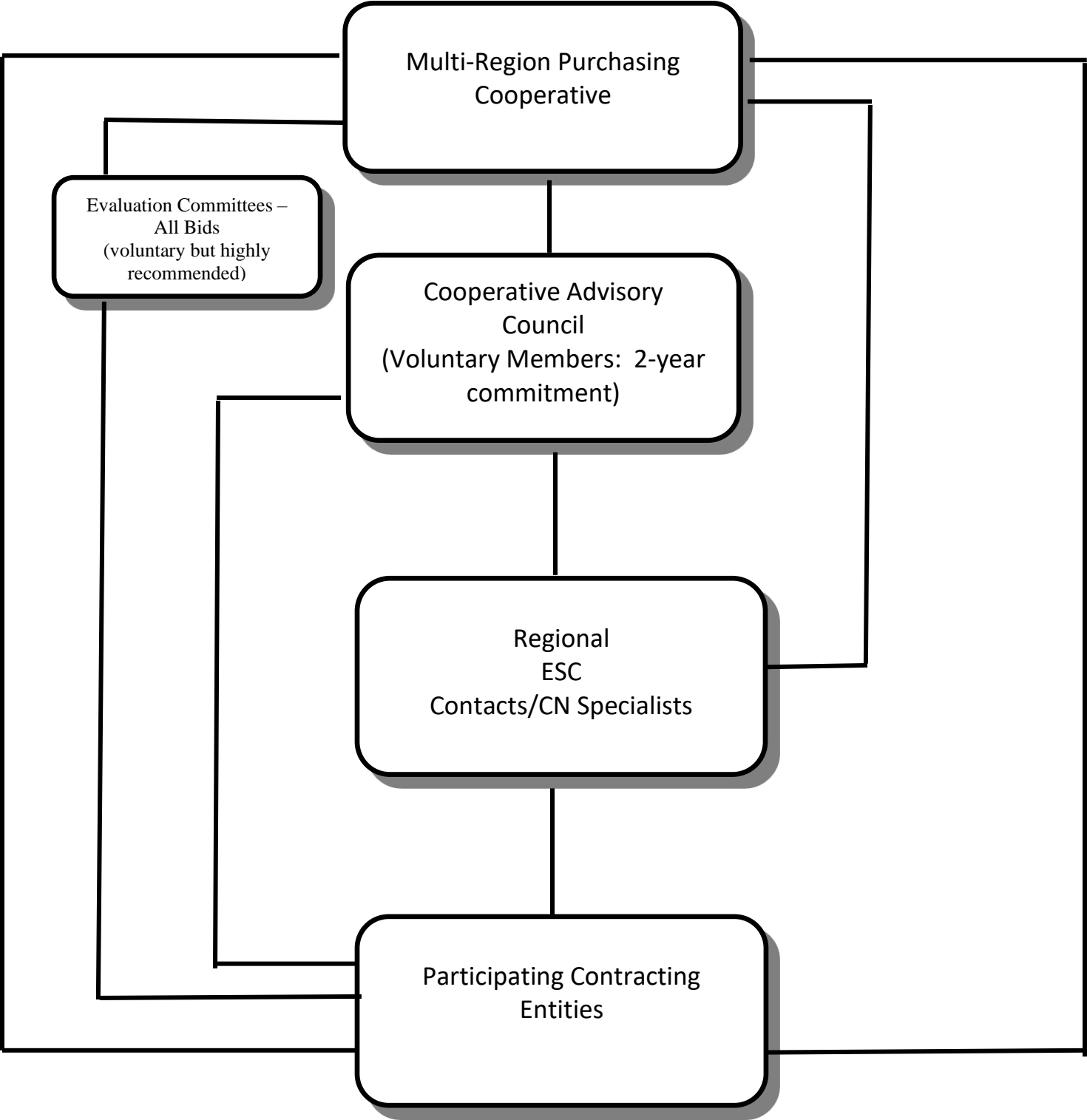
Each year awarded bids are either renewed, if options are available, or released as new based on factors such as no remaining renewal options, material change in contract value, growth in cooperative membership participation, too many discontinuations or new items to consider, or restructuring of the areas to be serviced in the cooperative. The following is the list of RFPs that will be offered in SY24-25 and information if they will be new or renewed.

Bid Category	Bid Description	SY23-24 RFP #	Will This Bid Be Renewed?	Vendors To Be Renewed	Contract Year in SY24-25
Beverages - Container	Drinks in containers such as Coke, Dr Pepper, Gatorade, Water, etc....that meet Smart Snack and/or used for before or after school events if managed by foodservice	2022-01-12'	Yes	Coca Cola; Dr Pepper; Master's Distribution	3 of 5
Chips & Snacks	Smart Snack approved chips and snacks for a' la carte sales	2022-02-13'	Yes	Master's Distribution	3 of 5
Coffee Bar	Cold contained coffees, coffee beans or grounds, syrups, etc.... for Coffee Bars. Smart Snack compliant	2023-03	Yes	Caribou Coffee	2 of 5
Dispensed Fruit Beverages	100% dispensed fruit slush beverages, awarded company provides dispensing machine and product.	2021-11	Yes	Trident Beverage	4 of 5
Fresh Bread	Direct delivery from bread vendor to campuses. Fresh bread products	2023-02	Yes	Bimbo Bakery, Flowers Bakery	2 of 5
Fresh Produce & Raw Meats	Fresh produce and raw meats; produce held to monthly market price	2023-04	Yes	Brother's Food Service; Farmers Market Ft Worth; R Craig Stephens; Walnut Creek Farms; Hardie's; Freshpoint	2 of 5

Bid Category	Bid Description	SY22-23 RFP #	Will This Bid Be Renewed?	Vendors To Be Renewed	Contract Year in SY23-24
Full-Line Grocery, NOI & FFS	Main-line distributor of commercial foods, processed commodity foods, fresh produce, and non-food foodservice items.	2021-02	TBD	Labatt	3 of 5
Ice Cream	Frozen Ice Cream novelties, delivered directly from vendor, smart snack compliant	2021-05	Yes	Blue Bonnet, Klement Distribution, Yumi Ice Cream	4 of 5
Kitchen Chemicals & Cleaning Supplies	Kitchen and cafeteria cleaning supplies such as chemicals, mops, gloves, as well as testing kits, etc....	2022-08	Yes	Complete Supply, Eco Lab, Kirby	3 of 5
Manufacturer Direct-to-District	Direct delivery in large quantities to approved RAs of commercial foods only. Must have a loading dock and ability to unload the truck and store large minimum drops of food product.	2021-08	TBD	TBD	1 of 5
Milk - Full Service Delivery	Milk delivery, rotate and restock of needed products, milk boxes supplied if needed by some vendors	2023-01	Yes	Hiland Dairy; DFA: Oak Farms & Gandy's	2 of 5
Sanitation Systems & Safety Training	Sanitation System, monthly visit from rep to restock needed sanitation products; staff training and safety training classes available	2021-15	Yes	SFS PortionPac	4 of 5
Small Wares	All types of small wares for foodservice needs	2022-09	Yes	Ace Mart, Sam Tell & Son, Strategic Equipment	3 of 5
USDA Foods for Further Processing	Processed USDA foods to be received through direct delivery, distributor or contracted warehouse	2021-22	Yes	Multiple processors approved by TDA	2 of 5

Bid Category	Bid Description	SY22-23 RFP #	Will This Bid Be Renewed?	Vendors To Be Renewed	Contract Year in SY23-24
Sanitation Systems & Safety Training 2	Supplemental Bid for Sanitation System, monthly visit from rep to restock needed sanitation products; staff training and safety training classes available	2023-07	Yes	SFS PortionPac	2 of 5

Region 10 Education Service Center
Multi-Region Purchasing Cooperative



Buckholts Independent School District

District Improvement Plan

2023-2024



Mission Statement

Buckholts Independent School District is rich in culture, heritage, and tradition. BISD will provide an educational environment that will enable all students to develop essential academic skills for a lifetime. We will produce well-educated students who can pursue higher educational opportunities and who will become responsible citizens in a changing global society by teaching ALL students so that they may learn at their maximum potential.

Vision

Every graduate ready for college, career, and life. Real school. Every day.

BISD students:

- Will be productive members of society who are fully equipped to continue their preparation for the future
- Are confident and self-driven. They have a positive vision of the future and goals needed to achieve their dreams
- Are well rounded academically, physically, and spiritually
- Are proud of their school and community and value learning as a life-long endeavor
- Are creative problem solvers who choose to think critically
- Value and accept diversity
- Feel safe at school

The BISD learning environment provides:

- An evolving and innovative curriculum that meets the diverse needs of all students, and equips them to be positive and contributing members of society
- A highly qualified, dedicated, and caring staff dedicated to children
- Modern technology and training that maximizes learning for all
- Pro-active and effective communication between staff, students, and their guardians that ensures student success
- The optimal staffing and facilities to meet the needs of all students

BISD and the Buckholts community:

- Work together providing resources necessary to achieve a high caliber education
- Recognize the school as the heart of learning, caring, and support for all community members
- Acknowledge education as a privilege and accept the responsibility for upholding the learning process

Table of Contents

Every graduate ready for college, career, and life. Real school. Every day.	2
BISD students:	2
The BISD learning environment provides:	2
BISD and the Buckholts community:	2
Comprehensive Needs Assessment	4
Demographics	4
Student Learning	6
District Processes & Programs	10
Perceptions	12
Priority Problem Statements	13
Comprehensive Needs Assessment Data Documentation	15
Goals	16
Goal 1: Buckholts ISD will provide relevant instructional programs with rigorous standards of achievement to prepare all learners for graduation and post-secondary success.	16
Goal 2: All students in Buckholts ISD will be educated in learning environments that are safe, drug-free, and conducive to learning.	22
Goal 3: Buckholts ISD will develop, facilitate, and support strategies to increase the attendance and participation of students, parents, and staff in school-related activities.	24
Goal 4: The percent of 3rd grade students that score Meets grade level or above on STAAR Reading will increase from 0% 2022 to 10% by 2027.	26
Goal 5: The percent of 3rd grade students that score Meets grade level of above on STAAR Math will increase from 0% in 2022 to 10% by 2027.	32

Comprehensive Needs Assessment

Demographics

Demographics Summary

Buckholts ISD is a small rural school district tucked into central Texas. The western boundaries reach to the Milam county line, while the eastern boundaries join up with Cameron ISD. District boundaries encompass over 50 square miles of land. A rich history of agriculture continues to thrive with significant infrastructure in livestock production, poultry production, and crop production. Many families of Buckholts ISD choose to commute into either Cameron, TX or the Temple, TX area for employment opportunities.

BISD enrollment increased for the 2023-2024 school year. BISD has 116 students enrolled in Pre-K through the 12th grade. Buckholts continues to attract students and families with our teacher-student ratio leading to small class sizes and ample opportunity for small group and one-on-one instruction. According to the United States Census Bureau, Buckholts continues to experience a population decline.

The staff of BISD are committed to student achievement. BISD employs over 21 staff members including professional and certificated teaching staff. In 2023-2024, minority staff members made up 10% of the staff population. While instructional staff were predominantly white (100%).

Buckholts ISD had a certified staff retention rate of 74%.

In 2022, Buckholts ISD had a 100% graduation rate with 100% of graduates meet CCMR requirements, by IBC.

Demographics Strengths

BISD continues to take pride in the low student to teacher ratio. The low student to teacher ratio allows for individualized instruction and targeted intervention plans with one-on-one instruction. BISD students are provided with the opportunities and supports to make continuous gains in academic achievement.

Problem Statements Identifying Demographics Needs

Problem Statement 1 (Prioritized): Buckholts ISD continues to struggle to hire teachers in critical needs areas, including special education, secondary math, secondary science and foreign languages. **Root Cause:** Limited applicant pool

Problem Statement 2 (Prioritized): Lack of parent/community involvement in the school. **Root Cause:** Parents are working, do not feel comfortable, lack transportation, and encounter language barriers.

Problem Statement 3 (Prioritized): District data reflects ADA sits just below 95%. **Root Cause:** Parent/Guardian lack of understanding that attendance directly correlates to student academic achievement.

Student Learning

Student Learning Summary

State Accountability Rating:

	May 2022 STAAR Mathematics, Grade 3							May 2022 STAAR Reading, Grade 3						
	Total Students	Raw Score	Scale Score	Percent Score	Approaches Grade Level (TX)	Meets Grade Level (TX)	Masters Grade Level (TX)	Total Students	Raw Score	Scale Score	Percent Score	Approaches Grade Level (TX)	Meets Grade Level (TX)	Masters Grade Level (TX)
Buckholts ISD	9	11	1267	34.38%	11.11%	0%	0%	9	13	1279	39.22%	22.22%	0%	0%
Economic Disadvantage	9	11	1267	34.38%	11.11%	0%	0%	9	13	1279	39.22%	22.22%	0%	0%
Hispanic	8	11	1263	33.59%	12.5%	0%	0%	8	14	1283	40.07%	25%	0%	0%
White	1	13	1304	40.63%	0%	0%	0%	1	11	1245	32.35%	0%	0%	0%
Currently Emergent Bilingual	1	7	1194	21.88%	0%	0%	0%	1	23	1432	67.65%	100%	0%	0%
Special Ed Indicator	-	-	-	-	-	-	-	-	-	-	-	-	-	-

May 2022 STAAR Mathematics, Grade 4							May 2022 STAAR Reading, Grade 4						
Total Students	Raw Score	Scale Score	Percent Score	Approaches Grade Level (TX)	Meets Grade Level (TX)	Masters Grade Level (TX)	Total Students	Raw Score	Scale Score	Percent Score	Approaches Grade Level (TX)	Meets Grade Level (TX)	Masters Grade Level (TX)
7	11	1366	31.51%	0%	0%	0%	7	16	1384	45.63%	42.86%	14.29%	0%
7	11	1366	31.51%	0%	0%	0%	7	16	1384	45.63%	42.86%	14.29%	0%
5	11	1374	32.94%	0%	0%	0%	5	17	1390	46.67%	40%	20%	0%
2	10	1345	27.94%	0%	0%	0%	2	16	1369	43.06%	50%	0%	0%
-	-	-	-	-	-	-	-	-	-	-	-	-	-
2	10	1356	29.41%	0%	0%	0%	2	14	1332	37.50%	50%	0%	0%

May 2022 STAAR Mathematics, Grade 5						May 2022 STAAR Reading, Grade 5						May 2022 STAAR Science, Grade 5								
Total Students	Raw Score	Scale Score	Percent Score	Approaches Grade Level (TX)	Meets Grade Level (TX)	Masters Grade Level (TX)	Total Students	Raw Score	Scale Score	Percent Score	Approaches Grade Level (TX)	Meets Grade Level (TX)	Masters Grade Level (TX)	Total Students	Raw Score	Scale Score	Percent Score	Approaches Grade Level (TX)	Meets Grade Level (TX)	Masters Grade Level (TX)
5	16	1494	45.56%	60%	0%	0%	5	25	1531	64.74%	100%	20%	20%	5	17	3378	48.33%	40%	0%	0%
4	16	1485	43.75%	50%	0%	0%	4	22	1487	58.55%	100%	0%	0%	4	15	3241	41.67%	25%	0%	0%
2	13	1438	34.72%	0%	0%	0%	2	24	1504	61.84%	100%	0%	0%	2	19	3463	52.78%	50%	0%	0%
3	19	1532	52.78%	100%	0%	0%	3	25	1548	66.67%	100%	33.33%	33.33%	3	16	3321	45.37%	33.33%	0%	0%
-	-	-	-	-	-	-	-	-	-	-	-	-	-	-	-	-	-	-	-	-
-	-	-	-	-	-	-	-	-	-	-	-	-	-	-	-	-	-	-	-	-

May 2022 STAAR Mathematics, Grade 6						May 2022 STAAR Reading, Grade 6							
Total Students	Raw Score	Scale Score	Percent Score	Approaches Grade Level (TX)	Meets Grade Level (TX)	Masters Grade Level (TX)	Total Students	Raw Score	Scale Score	Percent Score	Approaches Grade Level (TX)	Meets Grade Level (TX)	Masters Grade Level (TX)
-	-	-	-	-	-	-	-	-	-	-	-	-	-

Total Students	Raw Score	Scale Score	Percent Score	Approaches Grade Level (TX)	Meets Grade Level (TX)	Masters Grade Level (TX)	Total Students	Raw Score	Scale Score	Percent Score	Approaches Grade Level (TX)	Meets Grade Level (TX)	Masters Grade Level (TX)
8	20	1630	52.30%	75%	25%	25%	8	27	1614	68.13%	75%	50%	25%
6	19	1604	50%	83.33%	16.67%	16.67%	6	27	1605	66.25%	66.67%	50%	16.67%
4	20	1616	51.97%	75%	25%	25%	4	27	1615	66.88%	75%	50%	25%
4	20	1645	52.63%	75%	25%	25%	4	28	1612	69.38%	75%	50%	25%
-	-	-	-	-	-	-	-	-	-	-	-	-	-
-	-	-	-	-	-	-	-	-	-	-	-	-	-

May 2022 STAAR Mathematics, Grade 7							May 2022 STAAR Reading, Grade 7						
Total Students	Raw Score	Scale Score	Percent Score	Approaches Grade Level (TX)	Meets Grade Level (TX)	Masters Grade Level (TX)	Total Students	Raw Score	Scale Score	Percent Score	Approaches Grade Level (TX)	Meets Grade Level (TX)	Masters Grade Level (TX)
5	12	1522	30%	0%	0%	0%	5	16	1480	37.14%	0%	0%	0%
4	12	1525	30.63%	0%	0%	0%	4	16	1478	36.90%	0%	0%	0%
4	12	1525	30.63%	0%	0%	0%	4	16	1478	36.90%	0%	0%	0%
1	11	1507	27.50%	0%	0%	0%	1	16	1488	38.10%	0%	0%	0%
-	-	-	-	-	-	-	-	-	-	-	-	-	-
1	11	1507	27.50%	0%	0%	0%	1	16	1488	38.10%	0%	0%	0%

May 2022 STAAR Mathematics, Grade 8							May 2022 STAAR Reading, Grade 8						
Total Students	Raw Score	Scale Score	Percent Score	Approaches Grade Level (TX)	Meets Grade Level (TX)	Masters Grade Level (TX)	Total Students	Raw Score	Scale Score	Percent Score	Approaches Grade Level (TX)	Meets Grade Level (TX)	Masters Grade Level (TX)
2	25	1665	59.52%	100%	0%	0%	5	33	1724	75.45%	100%	20%	20%
2	25	1665	59.52%	100%	0%	0%	3	31	1679	70.45%	100%	0%	0%
1	25	1665	59.52%	100%	0%	0%	2	31	1679	70.45%	100%	0%	0%
1	25	1665	59.52%	100%	0%	0%	3	35	1754	78.79%	100%	33.33%	33.33%
-	-	-	-	-	-	-	-	-	-	-	-	-	-
-	-	-	-	-	-	-	-	-	-	-	-	-	-

May 2022 STAAR Science, Grade 8							May 2022 STAAR Social Studies, Grade 8						
Total Students	Raw Score	Scale Score	Percent Score	Approaches Grade Level (TX)	Meets Grade Level (TX)	Masters Grade Level (TX)	Total Students	Raw Score	Scale Score	Percent Score	Approaches Grade Level (TX)	Meets Grade Level (TX)	Masters Grade Level (TX)
5	27	3892	64.76%	80%	20%	20%	5	20	3454	45%	40%	0%	0%
3	27	3827	63.49%	100%	0%	0%	3	18	3346	40.15%	33.33%	0%	0%

2	26	3757	60.71%	100%	0%	0%	2	18	3333	39.77%	50%	0%	0%
3	28	3983	67.46%	66.67%	33.33%	33.33%	3	21	3535	48.48%	33.33%	0%	0%
-	-	-	-	-	-	-	-	-	-	-	-	-	-
-	-	-	-	-	-	-	-	-	-	-	-	-	-

Spring 2022 STAAR EOC, English I							Spring 2022 STAAR EOC, Algebra I						
Total Students	Raw Score	Scale Score	Percent Score	Approaches Grade Level (TX)	Meets Grade Level (TX)	Masters Grade Level (TX)	Total Students	Raw Score	Scale Score	Percent Score	Approaches Grade Level (TX)	Meets Grade Level (TX)	Masters Grade Level (TX)
6	50	4275	74.02%	100%	100%	16.67%	9	36	4114	65.84%	100%	44.44%	22.22%
5	49	4179	71.47%	100%	100%	0%	6	33	3961	60.19%	100%	33.33%	0%
2	48	4144	70.59%	100%	100%	0%	3	30	3863	55.56%	100%	0%	0%
4	52	4341	75.74%	100%	100%	25%	6	38	4239	70.99%	100%	66.67%	33.33%
-	-	-	-	-	-	-	-	-	-	-	-	-	-
-	-	-	-	-	-	-	-	-	-	-	-	-	-

Spring 2022 STAAR EOC, Biology							Spring 2022 STAAR EOC, English II						
Total Students	Raw Score	Scale Score	Percent Score	Approaches Grade Level (TX)	Meets Grade Level (TX)	Masters Grade Level (TX)	Total Students	Raw Score	Scale Score	Percent Score	Approaches Grade Level (TX)	Meets Grade Level (TX)	Masters Grade Level (TX)
7	23	3711	46.57%	71.43%	0%	0%	6	50	4312	73.28%	100%	66.67%	0%
6	23	3678	45%	66.67%	0%	0%	5	49	4258	71.47%	100%	60%	0%
3	23	3709	46.67%	66.67%	0%	0%	2	53	4462	77.94%	100%	100%	0%
4	23	3713	46.50%	75%	0%	0%	4	48	4238	70.96%	100%	50%	0%
1	15	3350	30%	0%	0%	0%	-	-	-	-	-	-	-
1	15	3350	30%	0%	0%	0%	1	56	4582	82.35%	100%	100%	0%

Student Learning Strengths

- Students are making progress.
- Teachers maintain flexible groups and continually review data to design learning opportunities.
- Students are using academic vocabulary.
- Students are taking responsibility for their learning.

Problem Statements Identifying Student Learning Needs

Problem Statement 1 (Prioritized): District data reflects that a small percentage of graduates are college ready as measured by TSIA-2. **Root Cause:** Lack of student/family awareness and exposure to post-secondary educational opportunities.

Problem Statement 2 (Prioritized): Lack of parent/community involvement in the school. **Root Cause:** Parents are working, do not feel comfortable, lack transportation, and encounter language barriers.

Problem Statement 3 (Prioritized): Buckholts ISD continues to struggle to hire teachers in critical needs areas, including special education, secondary math, secondary science and foreign languages. **Root Cause:** Limited applicant pool

District Processes & Programs

District Processes & Programs Summary

District hiring procedures include: posting of positions on the district website, ESC job-boards, University partnerships, on-line application process including a review of certification, campus team interviews including reference/background checks and recommendations, fingerprinting, and submission to the Board of Trustees for approval.

The Flex Monday Schedule allows for professional development 1.5 days per month.

The district leadership team meets weekly.

Bi-Weekly bulletins are sent out weekly to communication events.

The Flex Monday schedule allows for half day accelerated instruction for all students who require AIPs or are performing below grade level.

District Processes & Programs Strengths

Of the staff, 37% hold a Master's Degree.

Teachers plan and collaborate on Flex Mondays.

Sirius Education 3rd-12th

All K-8th grade students take Art.

All students 9th-12th have Chromebooks

Problem Statements Identifying District Processes & Programs Needs

Problem Statement 1 (Prioritized): Teachers are not able to plan with other teachers for the same grade level or course. **Root Cause:** Due to the size of our district, each teacher is a singleton.

Problem Statement 2 (Prioritized): Lack of parent/community involvement in the school. **Root Cause:** Parents are working, do not feel comfortable, lack transportation, and encounter language barriers.

Problem Statement 3 (Prioritized): Effective and efficient organizational processes and structures are needed to support teacher success. **Root Cause:** Need for process evaluation.

Problem Statement 4 (Prioritized): Teachers are using outdated laptops/desktops. **Root Cause:** New devices for teachers have not been purchased.

Problem Statement 5 (Prioritized): District data reflects there is limited participation in the the district provided dual-credit opportunities. **Root Cause:** Students are apprehensive

due to prior poor experience with online only DC opportunities. Students struggle to pass the TSIA-2.

Problem Statement 6 (Prioritized): Teachers are stretched thin and carry heavy workloads. Secondary teachers teach multiple courses in and outside of their content areas. Teachers take on additional responsibilities to help meet the needs of the district. Classroom teachers, drive buses, coach extra curricular activities and serve as directors to district departments.

Root Cause: Decrease in student enrollment creates decrease need in FTEs. Less staff members to carry out the same tasks.

Problem Statement 7 (Prioritized): District facilities require constant repair and maintenance. **Root Cause:** Age of facilities.

Problem Statement 8 (Prioritized): District data reflects ADA sits just below 95%. **Root Cause:** Parent/Guardian lack of understanding that attendance directly correlates to student academic achievement.

Perceptions

Perceptions Summary

The staff retention rate was 74%.

Organizational strengths include, common vision, commitment to all students, consistent expectations.

Problem Statements Identifying Perceptions Needs

Problem Statement 1 (Prioritized): High school students do not have tangible post secondary goals. **Root Cause:** Lack of parental involvement in goal setting and educational guidance.

Problem Statement 2 (Prioritized): Lack of parent/community involvement in the school. **Root Cause:** Parents are working, do not feel comfortable, lack transportation, and encounter language barriers.

Problem Statement 3 (Prioritized): Families do not provide learners with support or assistance with school work. **Root Cause:** Language barriers and lack of experience and educational background of parents and guardians.

Problem Statement 4 (Prioritized): District data reflects ADA sits just below 95%. **Root Cause:** Parent/Guardian lack of understanding that attendance directly correlates to student academic achievement.

Priority Problem Statements

Problem Statement 1: Buckholts ISD continues to struggle to hire teachers in critical needs areas, including special education, secondary math, secondary science and foreign languages.

Root Cause 1: Limited applicant pool

Problem Statement 1 Areas: Demographics - Student Learning

Problem Statement 2: District data reflects ADA sits just below 95%.

Root Cause 2: Parent/Guardian lack of understanding that attendance directly correlates to student academic achievement.

Problem Statement 2 Areas: Demographics - District Processes & Programs - Perceptions

Problem Statement 3: District data reflects that a small percentage of graduates are college ready as measured by TSIA-2.

Root Cause 3: Lack of student/family awareness and exposure to post-secondary educational opportunities.

Problem Statement 3 Areas: Student Learning

Problem Statement 4: Lack of parent/community involvement in the school.

Root Cause 4: Parents are working, do not feel comfortable, lack transportation, and encounter language barriers.

Problem Statement 4 Areas: Demographics - Student Learning - District Processes & Programs - Perceptions

Problem Statement 5: Teachers are not able to plan with other teachers for the same grade level or course.

Root Cause 5: Due to the size of our district, each teacher is a singleton.

Problem Statement 5 Areas: District Processes & Programs

Problem Statement 6: Effective and efficient organizational processes and structures are needed to support teacher success.

Root Cause 6: Need for process evaluation.

Problem Statement 6 Areas: District Processes & Programs

Problem Statement 7: Teachers are using outdated laptops/desktops.

Root Cause 7: New devices for teachers have not been purchased.

Problem Statement 7 Areas: District Processes & Programs

Problem Statement 8: District data reflects there is limited participation in the the district provided dual-credit opportunities.

Root Cause 8: Students are apprehensive due to prior poor experience with online only DC opportunities. Students struggle to pass the TSIA-2.

Problem Statement 8 Areas: District Processes & Programs

Problem Statement 9: Teachers are stretched thin and carry heavy workloads. Secondary teachers teach multiple courses in and outside of their content areas. Teachers take on additional responsibilities to help meet the needs of the district. Classroom teachers, drive buses, coach extra curricular activities and serve as directors to district departments.

Root Cause 9: Decrease in student enrollment creates decrease need in FTEs. Less staff members to carry out the same tasks.

Problem Statement 9 Areas: District Processes & Programs

Problem Statement 10: District facilities require constant repair and maintenance.

Root Cause 10: Age of facilities.

Problem Statement 10 Areas: District Processes & Programs

Problem Statement 11: High school students do not have tangible post secondary goals.

Root Cause 11: Lack of parental involvement in goal setting and educational guidance.

Problem Statement 11 Areas: Perceptions

Problem Statement 12: Families do not provide learners with support or assistance with school work.

Root Cause 12: Language barriers and lack of experience and educational background of parents and guardians.

Problem Statement 12 Areas: Perceptions

Comprehensive Needs Assessment Data Documentation

The following data were used to verify the comprehensive needs assessment analysis:

Improvement Planning Data

- HB3 Reading and math goals for PreK-3
- HB3 CCMR goals
- Campus/District improvement plans (current and prior years)

Accountability Data

- Texas Academic Performance Report (TAPR) data
- Student Achievement Domain
- Student Progress Domain
- Closing the Gaps Domain
- Local Accountability Systems (LAS) data
- Community Based Accountability System (CBAS)

Student Data: Assessments

- STAAR current and longitudinal results, including all versions
- STAAR End-of-Course current and longitudinal results, including all versions
- STAAR released test questions
- SAT and/or ACT assessment data
- PSAT
- Texas approved PreK - 2nd grade assessment data
- Texas approved Prekindergarten and Kindergarten assessment data
- State-developed online interim assessments
- Grades that measure student performance based on the TEKS





Goals

Goal 1: Buckholts ISD will provide relevant instructional programs with rigorous standards of achievement to prepare all learners for graduation and post-secondary success.

Performance Objective 1: Buckholts ISD will meet or exceed state standards for the Texas Accountability System.

High Priority

Evaluation Data Sources: Texas Academic Performance Report (TAPR)

Strategy 1 Details	Reviews			
<p>Strategy 1: Buckholts ISD grades K-3 will refine the Tier 3 RtI process of referring students for special education assessment.</p> <p>Strategy's Expected Result/Impact: Increase in special education assessment referrals and student identification.</p> <p>Staff Responsible for Monitoring: Director of Elementary Education</p>	Formative			Summative
	Nov	Jan	Mar	June
	N/A			
Strategy 2 Details	Reviews			
<p>Strategy 2: Buckholts ISD will support and monitor the use of HQIM for Tier 1, Tier 2, and Tier 3 instruction.</p> <p>Strategy's Expected Result/Impact: Increase in student achievement and percentage of students meeting yearly growth goals.</p> <p>Staff Responsible for Monitoring: Principal</p>	Formative			Summative
	Nov	Jan	Mar	June
	N/A			
Strategy 3 Details	Reviews			
<p>Strategy 3: Buckholts will support and monitor the implementation of special education instruction to ensure rigorous and consistent delivery of services.</p> <p>Strategy's Expected Result/Impact: Increase in student achievement and percentage of students meeting yearly growth goals.</p> <p>Staff Responsible for Monitoring: Principal and special education teachers</p>	Formative			Summative
	Nov	Jan	Mar	June
	N/A			
<div style="display: flex; justify-content: space-around; align-items: center;"> <div style="text-align: center;">  No Progress </div> <div style="text-align: center;">  Accomplished </div> <div style="text-align: center;">  Continue/Modify </div> <div style="text-align: center;">  Discontinue </div> </div>				





Goal 1: Buckholts ISD will provide relevant instructional programs with rigorous standards of achievement to prepare all learners for graduation and post-secondary success.

Performance Objective 2: 100% of BISD graduates will continue to obtain CCMR points.

High Priority

HB3 Goal

Evaluation Data Sources: IBC certifications earned. TSIA-2 data. Dual Credit course completion. ASVAB testing data.

Strategy 1 Details	Reviews			
<p>Strategy 1: Buckholts ISD will support the enrollment of students in dual credit options online or with local colleges and require college prep courses for seniors as appropriate.</p> <p>Strategy's Expected Result/Impact: An increase in student enrollment in dual credit courses.</p> <p>Staff Responsible for Monitoring: Principal/Counselor</p> <p>Problem Statements: Student Learning 1 - Perceptions 1</p>	Formative			Summative
	Nov	Jan	Mar	June
	N/A			
Strategy 2 Details	Reviews			
<p>Strategy 2: Buckholts ISD will continue to provide courses that allow students to complete programs of study.</p> <p>Strategy's Expected Result/Impact: Students will complete programs of study that lead to endorsements and industry based certifications.</p> <p>Staff Responsible for Monitoring: Principal and CTE teacher</p> <p>Problem Statements: Perceptions 1</p>	Formative			Summative
	Nov	Jan	Mar	June
	N/A			
Strategy 3 Details	Reviews			
<p>Strategy 3: Buckholts ISD will welcome armed forces recruiters on campus to visit with students.</p> <p>Strategy's Expected Result/Impact: Students exhibit interest in pursuing a future in the military.</p> <p>Staff Responsible for Monitoring: Principal</p>	Formative			Summative
	Nov	Jan	Mar	June
	N/A			
<div style="display: flex; justify-content: space-around; align-items: center;"> <div style="text-align: center;">  No Progress </div> <div style="text-align: center;">  Accomplished </div> <div style="text-align: center;">  Continue/Modify </div> <div style="text-align: center;">  Discontinue </div> </div>				

Performance Objective 2 Problem Statements:

Student Learning

Problem Statement 1: District data reflects that a small percentage of graduates are college ready as measured by TSIA-2. **Root Cause:** Lack of student/family awareness and exposure to post-secondary educational opportunities.

Perceptions





Problem Statement 1: High school students do not have tangible post secondary goals. **Root Cause:** Lack of parental involvement in goal setting and educational guidance.

Goal 1: Buckholts ISD will provide relevant instructional programs with rigorous standards of achievement to prepare all learners for graduation and post-secondary success.

Performance Objective 3: 100% of BISSD seniors will complete FAFSA

High Priority

Evaluation Data Sources: Apply Texas Counselor Portal

Strategy 1 Details	Reviews			
<p>Strategy 1: Buckholts ISD will partner with local colleges to host family FAFSA nights to support students and their guardians with the financial aid application process.</p> <p>Strategy's Expected Result/Impact: 100% of all seniors will successfully complete the FAFSA application.</p> <p>Staff Responsible for Monitoring: Principal Senior class sponsor</p> <p>Problem Statements: Perceptions 3</p>	Formative			Summative
	Nov	Jan	Mar	June
	N/A			
Strategy 2 Details	Reviews			
<p>Strategy 2: Buckholts ISD will designate a teacher to serve as Dual Credit Facilitator. The DC facilitator will provide support to dual credit students to ensure their success in college courses.</p> <p>Strategy's Expected Result/Impact: Increase in the percentage of students who successfully complete dual credit coursework.</p> <p>Staff Responsible for Monitoring: Principal and Superintendent</p> <p>Problem Statements: Student Learning 1</p>	Formative			Summative
	Nov	Jan	Mar	June
	N/A			
<p style="text-align: center;">  No Progress  Accomplished  Continue/Modify  Discontinue </p>				

Performance Objective 3 Problem Statements:

Student Learning
<p>Problem Statement 1: District data reflects that a small percentage of graduates are college ready as measured by TSIA-2. Root Cause: Lack of student/family awareness and exposure to post-secondary educational opportunities.</p>

Perceptions





Problem Statement 3: Families do not provide learners with support or assistance with school work. **Root Cause:** Language barriers and lack of experience and educational background of parents and guardians.

Goal 1: Buckholts ISD will provide relevant instructional programs with rigorous standards of achievement to prepare all learners for graduation and post-secondary success.

Performance Objective 4: Buckholts ISD will recruit and retain highly qualified teachers and staff in order to reduce the teacher attrition rate from 33% to 25%.

High Priority

Evaluation Data Sources: TAPR Report BISS HR Document





Strategy 1 Details	Reviews			
Strategy 1: Buckholts ISD will be continue to adopt a 4 day instructional week calendar. Staff Responsible for Monitoring: Superintendent	Formative			Summative
	Nov	Jan	Mar	June
	N/A			
<div style="display: flex; justify-content: space-around; align-items: center;"> <div style="text-align: center;">  No Progress </div> <div style="text-align: center;">  Accomplished </div> <div style="text-align: center;">  Continue/Modify </div> <div style="text-align: center;">  Discontinue </div> </div>				

Goal 2: All students in Buckholts ISD will be educated in learning environments that are safe, drug-free, and conducive to learning.

Performance Objective 1: Buckholts ISD will continue to ensure security of infrastructures and buildings.

High Priority

Evaluation Data Sources: Campus security checks

Strategy 1 Details	Reviews			
Strategy 1: BISD will continue to repair/replace security features as necessary. Strategy's Expected Result/Impact: Campuses will remain secure. Staff Responsible for Monitoring: Maintenance Director, Superintendent Problem Statements: District Processes & Programs 7	Formative			Summative
	Nov	Jan	Mar	June
	N/A			
<div style="display: flex; justify-content: space-around; align-items: center;">  No Progress  Accomplished  Continue/Modify  Discontinue </div>				

Performance Objective 1 Problem Statements:

District Processes & Programs
Problem Statement 7: District facilities require constant repair and maintenance. Root Cause: Age of facilities.

Goal 2: All students in Buckholts ISD will be educated in learning environments that are safe, drug-free, and conducive to learning.

Performance Objective 2: Buckholts ISD will continue to update facility safety to meet state guidelines and best practice(s).





High Priority

Evaluation Data Sources: State School and Safety Protocol and Campus checks by school administration and local law enforcement.

Goal 3: Buckholts ISD will develop, facilitate, and support strategies to increase the attendance and participation of students, parents, and staff in school-related activities.

Performance Objective 1: Buckholts ISD will increase student attendance to reach a district student attendance rate of 95%

Evaluation Data Sources: PEIMS reports

Strategy 1 Details	Reviews			
<p>Strategy 1: Dean of Students will make contact with families of students who have 3 or more absences within a 3 week period.</p> <p>Strategy's Expected Result/Impact: Increased student attendance will results in increased student achievement.</p> <p>Staff Responsible for Monitoring: Dean of Students, District Attendance Committee, Principal</p> <p>Problem Statements: Demographics 3 - District Processes & Programs 8 - Perceptions 4</p>	Formative			Summative
	Nov	Jan	Mar	June
	N/A			
Strategy 2 Details	Reviews			
<p>Strategy 2: Buckholts ISD will implement attendance incentives district-wide and acknowledge improved attendance.</p> <p>Strategy's Expected Result/Impact: Increased student attendance will results in increased student achievement.</p> <p>Staff Responsible for Monitoring: Dean of Students, District Attendance Committee, Principal</p> <p>Problem Statements: Demographics 3 - District Processes & Programs 8 - Perceptions 4</p>	Formative			Summative
	Nov	Jan	Mar	June
	N/A			
<p style="text-align: center;">  No Progress  Accomplished  Continue/Modify  Discontinue </p>				

Performance Objective 1 Problem Statements:

Demographics
<p>Problem Statement 3: District data reflects ADA sits just below 95%. Root Cause: Parent/Guardian lack of understanding that attendance directly correlates to student academic achievement.</p>
District Processes & Programs
<p>Problem Statement 8: District data reflects ADA sits just below 95%. Root Cause: Parent/Guardian lack of understanding that attendance directly correlates to student academic achievement.</p>





Perceptions

Problem Statement 4: District data reflects ADA sits just below 95%. **Root Cause:** Parent/Guardian lack of understanding that attendance directly correlates to student academic achievement.

Goal 4: The percent of 3rd grade students that score Meets grade level or above on STAAR Reading will increase from 0% 2022 to 10% by 2027.

Performance Objective 1: The percent of Kindergarten students that score at or above grade level on the Texas Kindergarten Entry Assessment Wave 3 will increase by 10%.

Evaluation Data Sources: CLI Wave 3 reports.

Strategy 1 Details	Reviews			
<p>Strategy 1: BISD teachers will utilize the strategies of the Texas Reading Academy.</p> <p>Strategy's Expected Result/Impact: Students will meet yearly growth projections and overall achievement will increase</p> <p>Staff Responsible for Monitoring: Principal and teachers</p> <p>Problem Statements: Demographics 2 - Student Learning 2 - District Processes & Programs 1, 2, 6 - Perceptions 2, 3</p>	Formative			Summative
	Nov	Jan	Mar	June
	N/A			
Strategy 2 Details	Reviews			
<p>Strategy 2: BISD will provide additional RtI support to ELL students.</p> <p>Strategy's Expected Result/Impact: Implementation will increase performance among students who receive support in this setting.</p> <p>Staff Responsible for Monitoring: Principal, teachers, ESL teachers.</p> <p>Problem Statements: Demographics 2 - Student Learning 2 - District Processes & Programs 2 - Perceptions 2, 3</p>	Formative			Summative
	Nov	Jan	Mar	June
	N/A			
<div style="display: flex; justify-content: space-around; align-items: center;">  No Progress  Accomplished  Continue/Modify  Discontinue </div>				

Performance Objective 1 Problem Statements:

Demographics
<p>Problem Statement 2: Lack of parent/community involvement in the school. Root Cause: Parents are working, do not feel comfortable, lack transportation, and encounter language barriers.</p>
Student Learning
<p>Problem Statement 2: Lack of parent/community involvement in the school. Root Cause: Parents are working, do not feel comfortable, lack transportation, and encounter language barriers.</p>

District Processes & Programs

Problem Statement 1: Teachers are not able to plan with other teachers for the same grade level or course. **Root Cause:** Due to the size of our district, each teacher is a singleton.

Problem Statement 2: Lack of parent/community involvement in the school. **Root Cause:** Parents are working, do not feel comfortable, lack transportation, and encounter language barriers.

Problem Statement 6: Teachers are stretched thin and carry heavy workloads. Secondary teachers teach multiple courses in and outside of their content areas. Teachers take on additional responsibilities to help meet the needs of the district. Classroom teachers, drive buses, coach extra curricular activities and serve as directors to district departments.

Root Cause: Decrease in student enrollment creates decrease need in FTEs. Less staff members to carry out the same tasks.

Perceptions

Problem Statement 2: Lack of parent/community involvement in the school. **Root Cause:** Parents are working, do not feel comfortable, lack transportation, and encounter language barriers.





Problem Statement 3: Families do not provide learners with support or assistance with school work. **Root Cause:** Language barriers and lack of experience and educational background of parents and guardians.

Goal 4: The percent of 3rd grade students that score Meets grade level or above on STAAR Reading will increase from 0% 2022 to 10% by 2027.

Performance Objective 2: The percent of 1st grade students that score at or above grade level on EOY TPRI will increase by 10% by EOY 2027.

HB3 Goal

Evaluation Data Sources: TPRI EOY reports

Strategy 1 Details	Reviews			
<p>Strategy 1: BISD teachers will utilize the strategies of the Texas Reading Academy.</p> <p>Strategy's Expected Result/Impact: Students will meet yearly growth projections and overall achievement will increase</p> <p>Staff Responsible for Monitoring: Principal and teachers</p> <p>Problem Statements: Demographics 2 - Student Learning 2 - District Processes & Programs 1, 2, 6 - Perceptions 2, 3</p>	Formative			Summative
	Nov	Jan	Mar	June
Strategy 2 Details	Reviews			
<p>Strategy 2: BISD will provide additional RtI support to ELL students.</p> <p>Strategy's Expected Result/Impact: Implementation will increase performance among students who receive support in this setting.</p> <p>Staff Responsible for Monitoring: Principal, teachers, ESL teachers.</p> <p>Problem Statements: Demographics 2 - Student Learning 2 - District Processes & Programs 2 - Perceptions 2, 3</p>	Formative			Summative
	Nov	Jan	Mar	June
Strategy 3 Details	Reviews			
<p>Strategy 3: Buckholts will implement a PK-3 math plan with a targeted focus on the CRA model</p> <p>Strategy's Expected Result/Impact: Increase student growth and achievement in math.</p> <p>Staff Responsible for Monitoring: Principal and teachers.</p> <p>Problem Statements: Demographics 2 - Student Learning 2 - District Processes & Programs 1, 2 - Perceptions 2, 3</p>	Formative			Summative
	Nov	Jan	Mar	June
<p style="text-align: center;">  No Progress  Accomplished  Continue/Modify  Discontinue </p>				

Performance Objective 2 Problem Statements:

Demographics

Problem Statement 2: Lack of parent/community involvement in the school. **Root Cause:** Parents are working, do not feel comfortable, lack transportation, and encounter language barriers.

Student Learning

Problem Statement 2: Lack of parent/community involvement in the school. **Root Cause:** Parents are working, do not feel comfortable, lack transportation, and encounter language barriers.

District Processes & Programs

Problem Statement 1: Teachers are not able to plan with other teachers for the same grade level or course. **Root Cause:** Due to the size of our district, each teacher is a singleton.

Problem Statement 2: Lack of parent/community involvement in the school. **Root Cause:** Parents are working, do not feel comfortable, lack transportation, and encounter language barriers.

Problem Statement 6: Teachers are stretched thin and carry heavy workloads. Secondary teachers teach multiple courses in and outside of their content areas. Teachers take on additional responsibilities to help meet the needs of the district. Classroom teachers, drive buses, coach extra curricular activities and serve as directors to district departments.
Root Cause: Decrease in student enrollment creates decrease need in FTEs. Less staff members to carry out the same tasks.

Perceptions

Problem Statement 2: Lack of parent/community involvement in the school. **Root Cause:** Parents are working, do not feel comfortable, lack transportation, and encounter language barriers.





Problem Statement 3: Families do not provide learners with support or assistance with school work. **Root Cause:** Language barriers and lack of experience and educational background of parents and guardians.

Goal 4: The percent of 3rd grade students that score Meets grade level or above on STAAR Reading will increase from 0% 2022 to 10% by 2027.

Performance Objective 3: The percent of 2nd grade students that score at or above grade level on EOY TPRI will increase by 10% by EOY 2027.

HB3 Goal

Evaluation Data Sources: TPRI EOY reports

Strategy 1 Details	Reviews			
<p>Strategy 1: BISD teachers will utilize the strategies of the Texas Reading Academy.</p> <p>Strategy's Expected Result/Impact: Students will meet yearly growth projections and overall achievement will increase</p> <p>Staff Responsible for Monitoring: Principal and teachers</p> <p>Problem Statements: Demographics 2 - Student Learning 2 - District Processes & Programs 1, 2, 6 - Perceptions 2, 3</p>	Formative			Summative
	Nov	Jan	Mar	June
Strategy 2 Details	Reviews			
<p>Strategy 2: BISD will provide additional RtI support to ELL students.</p> <p>Strategy's Expected Result/Impact: Implementation will increase performance among students who receive support in this setting.</p> <p>Staff Responsible for Monitoring: Principal, teachers, ESL teachers.</p> <p>Problem Statements: Demographics 2 - Student Learning 2 - District Processes & Programs 2 - Perceptions 2, 3</p>	Formative			Summative
	Nov	Jan	Mar	June
<p style="text-align: center;">  No Progress  Accomplished  Continue/Modify  Discontinue </p>				

Performance Objective 3 Problem Statements:

Demographics
<p>Problem Statement 2: Lack of parent/community involvement in the school. Root Cause: Parents are working, do not feel comfortable, lack transportation, and encounter language barriers.</p>
Student Learning
<p>Problem Statement 2: Lack of parent/community involvement in the school. Root Cause: Parents are working, do not feel comfortable, lack transportation, and encounter language barriers.</p>

District Processes & Programs

Problem Statement 1: Teachers are not able to plan with other teachers for the same grade level or course. **Root Cause:** Due to the size of our district, each teacher is a singleton.

Problem Statement 2: Lack of parent/community involvement in the school. **Root Cause:** Parents are working, do not feel comfortable, lack transportation, and encounter language barriers.

Problem Statement 6: Teachers are stretched thin and carry heavy workloads. Secondary teachers teach multiple courses in and outside of their content areas. Teachers take on additional responsibilities to help meet the needs of the district. Classroom teachers, drive buses, coach extra curricular activities and serve as directors to district departments.

Root Cause: Decrease in student enrollment creates decrease need in FTEs. Less staff members to carry out the same tasks.

Perceptions

Problem Statement 2: Lack of parent/community involvement in the school. **Root Cause:** Parents are working, do not feel comfortable, lack transportation, and encounter language barriers.





Problem Statement 3: Families do not provide learners with support or assistance with school work. **Root Cause:** Language barriers and lack of experience and educational background of parents and guardians.

Goal 5: The percent of 3rd grade students that score Meets grade level of above on STAAR Math will increase from 0% in 2022 to 10% by 2027.

Performance Objective 1: The percent of kindergarten students that score at or above grade level on "on track" on Texas Kindergarten Entry Assessment math diagnostic will increase by 10% by EOY 2027.

HB3 Goal

Evaluation Data Sources: Texas Kindergarten Entry Assessment math diagnostic report

Strategy 1 Details	Reviews			
<p>Strategy 1: Buckholts will implement a PK-3 math plan with a targeted focus on the CRA model</p> <p>Strategy's Expected Result/Impact: Increase student growth and achievement in math.</p> <p>Staff Responsible for Monitoring: Principal and teachers.</p> <p>Problem Statements: Demographics 2 - Student Learning 2 - District Processes & Programs 1, 2 - Perceptions 2, 3</p>	Formative			Summative
	Nov	Jan	Mar	June
	N/A			
<p style="text-align: center;">  No Progress  Accomplished  Continue/Modify  Discontinue </p>				

Performance Objective 1 Problem Statements:

Demographics
<p>Problem Statement 2: Lack of parent/community involvement in the school. Root Cause: Parents are working, do not feel comfortable, lack transportation, and encounter language barriers.</p>
Student Learning
<p>Problem Statement 2: Lack of parent/community involvement in the school. Root Cause: Parents are working, do not feel comfortable, lack transportation, and encounter language barriers.</p>
District Processes & Programs
<p>Problem Statement 1: Teachers are not able to plan with other teachers for the same grade level or course. Root Cause: Due to the size of our district, each teacher is a singleton.</p>
<p>Problem Statement 2: Lack of parent/community involvement in the school. Root Cause: Parents are working, do not feel comfortable, lack transportation, and encounter language barriers.</p>
Perceptions
<p>Problem Statement 2: Lack of parent/community involvement in the school. Root Cause: Parents are working, do not feel comfortable, lack transportation, and encounter language barriers.</p>

Perceptions





Problem Statement 3: Families do not provide learners with support or assistance with school work. **Root Cause:** Language barriers and lack of experience and educational background of parents and guardians.

Goal 5: The percent of 3rd grade students that score Meets grade level of above on STAAR Math will increase from 0% in 2022 to 10% by 2027.

Performance Objective 2: The percent of 1st grade students that score at or above grade level on "on track" on Renaissance math diagnostic will increase by 10% by EOY 2027.

HB3 Goal

Evaluation Data Sources: Renaissance Math Diagnostic Report

Strategy 1 Details	Reviews			
<p>Strategy 1: Buckholts will implement a PK-3 math plan with a targeted focus on the CRA model</p> <p>Strategy's Expected Result/Impact: Increase student growth and achievement in math.</p> <p>Staff Responsible for Monitoring: Principal and teachers.</p> <p>Problem Statements: Demographics 2 - Student Learning 2 - District Processes & Programs 1, 2 - Perceptions 2, 3</p>	Formative			Summative
	Nov	Jan	Mar	June
<p style="text-align: center;">  No Progress  Accomplished  Continue/Modify  Discontinue </p>				

Performance Objective 2 Problem Statements:

Demographics
<p>Problem Statement 2: Lack of parent/community involvement in the school. Root Cause: Parents are working, do not feel comfortable, lack transportation, and encounter language barriers.</p>
Student Learning
<p>Problem Statement 2: Lack of parent/community involvement in the school. Root Cause: Parents are working, do not feel comfortable, lack transportation, and encounter language barriers.</p>
District Processes & Programs
<p>Problem Statement 1: Teachers are not able to plan with other teachers for the same grade level or course. Root Cause: Due to the size of our district, each teacher is a singleton.</p>
<p>Problem Statement 2: Lack of parent/community involvement in the school. Root Cause: Parents are working, do not feel comfortable, lack transportation, and encounter language barriers.</p>
Perceptions
<p>Problem Statement 2: Lack of parent/community involvement in the school. Root Cause: Parents are working, do not feel comfortable, lack transportation, and encounter language barriers.</p>

Perceptions


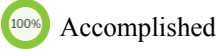
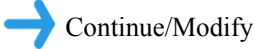

Problem Statement 3: Families do not provide learners with support or assistance with school work. **Root Cause:** Language barriers and lack of experience and educational background of parents and guardians.

Goal 5: The percent of 3rd grade students that score Meets grade level of above on STAAR Math will increase from 0% in 2022 to 10% by 2027.

Performance Objective 3: The percent of 2nd grade students that score at or above grade level on "on track" on Renaissance math diagnostic will increase by 10% by EOY 2027.

HB3 Goal

Evaluation Data Sources: Renaissance Math Diagnostic Report

Strategy 1 Details	Reviews			
<p>Strategy 1: Buckholts will implement a PK-3 math plan with a targeted focus on the CRA model</p> <p>Strategy's Expected Result/Impact: Increase student growth and achievement in math.</p> <p>Staff Responsible for Monitoring: Principal and teachers.</p> <p>Problem Statements: Demographics 2 - Student Learning 2 - District Processes & Programs 1, 2 - Perceptions 2, 3</p>	Formative			Summative
	Nov	Jan	Mar	June
<p style="text-align: center;">  No Progress  Accomplished  Continue/Modify  Discontinue </p>				

Performance Objective 3 Problem Statements:

Demographics
<p>Problem Statement 2: Lack of parent/community involvement in the school. Root Cause: Parents are working, do not feel comfortable, lack transportation, and encounter language barriers.</p>
Student Learning
<p>Problem Statement 2: Lack of parent/community involvement in the school. Root Cause: Parents are working, do not feel comfortable, lack transportation, and encounter language barriers.</p>
District Processes & Programs
<p>Problem Statement 1: Teachers are not able to plan with other teachers for the same grade level or course. Root Cause: Due to the size of our district, each teacher is a singleton.</p>
<p>Problem Statement 2: Lack of parent/community involvement in the school. Root Cause: Parents are working, do not feel comfortable, lack transportation, and encounter language barriers.</p>
Perceptions
<p>Problem Statement 2: Lack of parent/community involvement in the school. Root Cause: Parents are working, do not feel comfortable, lack transportation, and encounter language barriers.</p>

Perceptions

Problem Statement 3: Families do not provide learners with support or assistance with school work. **Root Cause:** Language barriers and lack of experience and educational background of parents and guardians.