

BOARD OF TRUSTEES Regular Meeting (* All Meetings Are Posted at Buckholts USPS and the BISD
Board Bulletin 72 Hours before all Meetings*)
Buckholts Elementary School Library, 203 S. 10th Street, Buckholts, TX 76518
Buckholts Independent School District

DISTRICT VISION

Every graduate ready for college, career, and life. Real school. Every day.

DISTRICT MISSION

Buckholts Independent School District is rich in culture, heritage, and tradition. BISD will provide an educational environment that will enable all students to develop essential academic skills for a lifetime. We will produce well-educated students who can pursue higher educational opportunities and who will become responsible citizens in a changing global society by teaching ALL students so that they may learn at their maximum potential.

AGENDA

Monday, December 18, 2023 at 6:00 PM

- I. Call to Order
- II. Declaration of Quorum
 - A. Announcement by President as to the presence of quorum, that this is a regular board meeting and the notice of the meeting was posted in the time and manner required.
- III. Pledge/Invocation
- IV. Public Comments-pursuant to Board Policy BED (LOCAL)
- V. Reports
 - A. Ms. Jamie Shaver- Finance Report
 - B. Ms. Alushka Driska- Principal's Report
 - C. Dr. Remy Godfrey- Superintendent Report
- VI. Consent Agenda Items
 - A. Certify and approve BISD November 1, 2023 Regular Meeting Minutes.
 - B. Certify and approve BISD November 27, 2023 Regular Meeting Minutes.
- VII. Executive/Closed Meeting will be held as authorized by Texas Government Code, §551.071, §551.072, §551.073, §551.074, §551.075, §551.076, §551.082, §551.083, §551.084, if needed.
- VIII. Action from Executive Session
- IX. Action Items
 - A. Discussion and possible action regarding Lone Star Governance.

- B. Discussion and possible action regarding Safety and Security Plans/Audit.
 - C. Discussion and possible action regarding TASB Updates.
 - D. Discussion and possible action regarding BISD District Improvement Plan.
- X. Adjourn

If, during the course of the meeting, discussion of any item on the agenda should be held in a closed meeting, the Board will conduct a closed meeting accordance with the Texas Open Meetings Act, Tex: Gov't Code, Chapter 551, Subchapters D and E, and Tex. Education Code, Chapter 21.556.

I, the undersigned, do hereby certify that this Notice was posted on the bulletin board of the main entrance of the Buckholts ISD Administration Building and at the Buckholts Post Office at , which is at least 72 hours prior to the date and time of the scheduled meeting.



Mr. Ricky McCall
Board President

Fiscal Year = 9/1 thru 8/31
2023-24

Cash Flow Projections for BUCKHOLTS ISD

	(actual and/or projected)												TOTALS	BUDGET	DIFFERENCE
	September	October	November	December	January	February	March	April	May	June	July	August			
(Place an X in box the left of "Projected" to change to "Actual")	Actual	Actual	Actual	Projected	Projected	Projected	Projected	Projected	Projected	Projected	Projected	Projected			
M&O and Special Revenue Funds															
Beginning M&O Cash Balance in General Ledger	\$ 1,555,463	\$ 1,531,202	\$ 1,375,633	\$ 1,301,071	\$ 1,386,767	\$ 1,490,783	\$ 1,492,954	\$ 1,505,037	\$ 1,336,586	\$ 1,334,404	\$ 1,332,472	\$ 1,294,606			
RECEIPTS															
Tax Collections - Current	\$ 0	\$ 4,688	\$ 29,103	\$ 91,750	\$ 110,100	\$ 91,750	\$ 18,350	\$ 4,252	\$ 4,252	\$ 4,252	\$ 4,252	\$ 4,252	\$ 367,000	\$ 367,000	\$ 0
Tax Collections - Delinquent	\$ 0	\$ 208	\$ 860	\$ 992	\$ 992	\$ 992	\$ 992	\$ 992	\$ 992	\$ 992	\$ 992	\$ 992	\$ 10,000	\$ 10,000	\$ 0
Penalties & Interest	\$ 180	\$ 171	\$ 1,858	\$ 532	\$ 532	\$ 532	\$ 532	\$ 532	\$ 532	\$ 532	\$ 532	\$ 532	\$ 7,000	\$ 7,000	\$ 0
Other Local Revenue	\$ 0	\$ 1,201	\$ 4,877	\$ 697	\$ 697	\$ 697	\$ 697	\$ 697	\$ 697	\$ 697	\$ 697	\$ 697	\$ 12,350	\$ 12,350	\$ 0
State Revenue - Available School Fund	\$ 3,425	\$ 2,548	\$ 5,504	\$ 3,476	\$ 3,476	\$ 3,476	\$ 3,476	\$ 3,476	\$ 3,476	\$ 3,476	\$ 3,476	\$ 3,476	\$ 42,758	\$ 45,495	\$ (2,737)
State Revenue - Foundation	\$ 249,727	\$ 166,985	\$ 166,002	\$ 166,649	\$ 166,619	\$ 83,124	\$ 166,436	\$ 0	\$ 166,270	\$ 166,519	\$ 166,519	\$ 0	\$ 1,664,850	\$ 1,486,449	\$ 178,401
State Revenue - Underpayment	\$ 0	\$ 0	\$ 0	\$ 0	\$ 0	\$ 0	\$ 0	\$ 0	\$ 0	\$ 0	\$ 0	\$ 0	\$ 0	\$ 0	\$ 0
Other State Revenue	\$ 0	\$ 0	\$ 134	\$ 930	\$ 930	\$ 930	\$ 930	\$ 930	\$ 930	\$ 930	\$ 930	\$ 930	\$ 8,500	\$ 8,500	\$ 0
Federal Funds (Food Service)	\$ 0	\$ 21,127	\$ 10,664	\$ 11,887	\$ 11,887	\$ 11,887	\$ 11,887	\$ 11,887	\$ 11,887	\$ 11,887	\$ 0	\$ 0	\$ 115,000	\$ 115,000	\$ 0
Federal Funds (Other)	\$ 0	\$ 456	\$ 0	\$ 0	\$ 0	\$ 0	\$ 0	\$ 0	\$ 0	\$ 0	\$ 0	\$ 0	\$ 456	\$ 186,490	\$ (186,034)
Transfer In from Interest and Sinking	\$ 3,493	\$ 0	\$ 0	\$ 0	\$ 0	\$ 0	\$ 0	\$ 0	\$ 0	\$ 0	\$ 0	\$ 0	\$ 3,493	\$ 0	\$ 3,493
Total Receipts	\$ 256,824	\$ 197,384	\$ 219,002	\$ 276,913	\$ 295,233	\$ 193,388	\$ 203,300	\$ 22,766	\$ 189,036	\$ 189,285	\$ 177,398	\$ 10,879	\$ 2,231,406	\$ 2,238,284	\$ (6,878)
DISBURSEMENTS															
Payroll	\$ 143,707	\$ 154,636	\$ 154,197	\$ 135,520	\$ 135,520	\$ 135,520	\$ 135,520	\$ 135,520	\$ 135,520	\$ 135,520	\$ 135,520	\$ 135,520	\$ 1,672,223	\$ 1,626,244	\$ (45,979)
Expenditures other than payroll	\$ 135,954	\$ 196,723	\$ 137,939	\$ 52,780	\$ 52,780	\$ 52,780	\$ 52,780	\$ 52,780	\$ 52,780	\$ 52,780	\$ 52,780	\$ 52,780	\$ 945,635	\$ 633,359	\$ (312,276)
Cash to TEA/Overpayment	\$ 0	\$ 0	\$ 0	\$ 0	\$ 0	\$ 0	\$ 0	\$ 0	\$ 0	\$ 0	\$ 0	\$ 0	\$ 0	\$ 0	\$ 0
M&O Debt	\$ 1,425	\$ 1,593	\$ 1,428	\$ 2,917	\$ 2,917	\$ 2,917	\$ 2,917	\$ 2,917	\$ 2,917	\$ 2,917	\$ 26,963	\$ 2,917	\$ 54,743	\$ 63,963	\$ 9,220
Total Disbursements	\$ 281,085	\$ 352,953	\$ 293,565	\$ 191,217	\$ 191,217	\$ 191,217	\$ 191,217	\$ 191,217	\$ 191,217	\$ 191,217	\$ 215,263	\$ 191,217	\$ 2,672,601	\$ 2,323,566	\$ (349,035)
Net Change in Cash	\$ (24,261)	\$ (155,569)	\$ (74,562)	\$ 85,696	\$ 104,016	\$ 2,171	\$ 12,083	\$ (168,451)	\$ (2,181)	\$ (1,932)	\$ (37,866)	\$ (180,338)	\$ (441,195)		
Ending M&O Cash Balance	\$ 1,531,202	\$ 1,375,633	\$ 1,301,071	\$ 1,386,767	\$ 1,490,783	\$ 1,492,954	\$ 1,505,037	\$ 1,336,586	\$ 1,334,404	\$ 1,332,472	\$ 1,294,606	\$ 1,114,268	\$ 1,114,268		
Estimated Days of Cash on Hand 175															
State Revenue - Foundation reflects the deduction of the prior year overpayment of \$164,652															
As of the 2nd 6 weeks, the District is projected to be overpaid in Foundation funds at the end of FY 2024 by \$236,119															
The District will have this funding withheld in FY 2025.															
Interest and Sinking Fund															
Beginning I&S Cash Balance in General Ledger	\$ 32,905	\$ 29,419	\$ 29,730	\$ 32,892	\$ 48,132	\$ 65,232	\$ (8,571)	\$ (765)	\$ 5,638	\$ 12,041	\$ 18,444	\$ 24,847			
RECEIPTS															
Tax Collections - Current	\$ 0	\$ 279	\$ 3,015	\$ 9,294	\$ 11,153	\$ 9,294	\$ 1,859	\$ 456	\$ 456	\$ 456	\$ 456	\$ 456	\$ 37,175	\$ 37,175	\$ 0
Tax Collections - Delinquent	\$ 0	\$ 14	\$ 51	\$ 71	\$ 71	\$ 71	\$ 71	\$ 71	\$ 71	\$ 71	\$ 71	\$ 71	\$ 700	\$ 700	\$ 0
Penalties & Interest	\$ 0	\$ 11	\$ 90	\$ 55	\$ 55	\$ 55	\$ 55	\$ 55	\$ 55	\$ 55	\$ 55	\$ 55	\$ 600	\$ 600	\$ 0
Other Local Revenue	\$ 6	\$ 6	\$ 6	\$ 0	\$ 0	\$ 0	\$ 0	\$ 0	\$ 0	\$ 0	\$ 0	\$ 0	\$ 19	\$ 0	\$ 19
Other State Revenue	\$ 0	\$ 0	\$ 0	\$ 5,821	\$ 5,821	\$ 5,821	\$ 5,821	\$ 5,821	\$ 5,821	\$ 5,821	\$ 5,821	\$ 5,821	\$ 52,386	\$ 52,386	\$ 0
Total Receipts	\$ 6	\$ 310	\$ 3,162	\$ 15,240	\$ 17,099	\$ 15,240	\$ 7,805	\$ 6,403	\$ 6,403	\$ 6,403	\$ 6,403	\$ 6,403	\$ 90,880	\$ 90,861	\$ 19
DISBURSEMENTS															
Transfer Out to General Operating	\$ 3,493	\$ 0	\$ 0	\$ 0	\$ 0	\$ 0	\$ 0	\$ 0	\$ 0	\$ 0	\$ 0	\$ 0	\$ 3,493	\$ 0	\$ (3,493)
I&S Debt	\$ 0	\$ 0	\$ 0	\$ 0	\$ 0	\$ 89,043	\$ 0	\$ 0	\$ 0	\$ 0	\$ 0	\$ 1,818	\$ 90,861	\$ 90,861	\$ 1
Total Disbursements	\$ 3,493	\$ 0	\$ 0	\$ 0	\$ 0	\$ 89,043	\$ 0	\$ 0	\$ 0	\$ 0	\$ 0	\$ 1,818	\$ 90,861	\$ 90,861	\$ 1
Net Change in Cash	\$ (3,486)	\$ 310	\$ 3,162	\$ 15,240	\$ 17,099	\$ (73,802)	\$ 7,805	\$ 6,403	\$ 6,403	\$ 6,403	\$ 6,403	\$ 4,585	\$ 20		
Ending I&S Cash Balance	\$ 29,419	\$ 29,730	\$ 32,892	\$ 48,132	\$ 65,232	\$ (8,571)	\$ (765)	\$ 5,638	\$ 12,041	\$ 18,444	\$ 24,847	\$ 29,432	\$ 32,925		
Ending Cash Grand Total	\$ 1,560,621	\$ 1,405,363	\$ 1,333,963	\$ 1,434,899	\$ 1,556,015	\$ 1,484,384	\$ 1,504,272	\$ 1,342,224	\$ 1,346,446	\$ 1,350,916	\$ 1,319,454	\$ 1,143,701	\$ 1,147,193		

Check Nbr	Check Date	Vend Nbr	Payee	Organization	PO Nbr Fnd-Fnc-Obj.	Invoice Nbr So-Org-Prog	Typ Cd	Reason	Amount	EFT
020356	11-14-2023	00001	Lowe's Business Accoun	BUCKHOLTS ISD	160126		C	building supplies	685.19	N
					199-51-6315.00-001-499000					
				BUCKHOLTS ISD	160126		C	ground supplies	91.32	N
					199-51-6317.00-001-499000					
								Check 020356 Total:	776.51	
								Vendor 00001 Total:	776.51	
020347	11-14-2023	00010	CTWP Leasing	UNDISTRIBUTED O	160032	35190782	C	COPIER LEASE	1,428.32	N
					199-71-6529.00-999-499000					
020326	11-01-2023	00014	ANDERLE LUMBER CO	BUCKHOLTS ISD	160104	2310-552116	C	GROUND SUPPLIES	27.14	N
					199-51-6317.00-001-499000					
020339	11-14-2023	00014	ANDERLE LUMBER CO	BUCKHOLTS ISD	160120	2311-554236	C	Building Supplies	17.94	N
					199-51-6315.00-001-499000					
				BUCKHOLTS ISD	160120	2311-554359	C	Building Supplies	26.98	N
					199-51-6315.00-001-499000					
								Check 020339 Total:	44.92	
								Vendor 00014 Total:	72.06	
020359	11-14-2023	00015	MILAM COUNTY APPR	UNDISTRIBUTED O	160118	400	C	Annual Allocation	3,097.86	N
					199-99-6213.00-999-499000					
020344	11-14-2023	00037	Burleson-Milam Special	UNDISTRIBUTED O	160047	3	C	2023-2024 SPED COOP	1,158.50	N
					282-93-6492.00-999-423000					
991114	11-14-2023	00067	CLAIMS ADMINISTRATI	SUPERINTENDENT	001760		D	CAS	4.00	N
					199-41-6143.00-701-499000					
020331	11-01-2023	00069	ESC Region 12	BUSINESS OFFICE	160086	106846	C	Business Services	3,000.00	N
					199-41-6239.00-750-499000					
020348	11-14-2023	00069	ESC Region 12	BUSINESS OFFICE	160086	107289	C	Business Services	3,000.00	N
					199-41-6239.00-750-499000					
020370	11-27-2023	00069	ESC Region 12	BUCKHOLTS ISD	160139	106961	C	Principal Training	150.00	N
					199-23-6239.00-001-499000					
				BUCKHOLTS ISD	160129	104949	C	SAFETY GRANT SUPPORT	6,000.00	N
					429-52-6239.00-001-499000					
								Check 020370 Total:	6,150.00	
								Vendor 00069 Total:	12,150.00	
020358	11-14-2023	00209	MasterCard	BUCKHOLTS ISD	160127		C	CTE Supplies	127.52	N
					199-11-6399.37-001-422000					
				BUCKHOLTS ISD	160127		C	FFA Travel	183.33	N
					199-36-6412.00-001-422000					
				SCHOOL BOARD	160127		C	Board Meal	163.38	N
					199-41-6399.00-702-499000					
				DISTRICT WIDE	160127		C	Concession Stand	210.43	N
					865-00-2191.65-000-400000					
								Check 020358 Total:	684.66	
								Vendor 00209 Total:	684.66	
991109	11-09-2023	00228	TOWN OF BUCKHOLTS	BUCKHOLTS ISD	160084		D	WATER/SEWER	1,852.02	N
					199-51-6259.91-001-499000					
020371	11-27-2023	00240	HOBART	BUCKHOLTS ISD	160134	35861379	C	CAFE OVEN REPAIRS	1,718.20	N
					240-35-6219.00-001-499000					
020365	11-14-2023	00349	TASB, Inc.	SUPERINTENDENT	160121	652725	C	Localized Update	2,257.12	N
					199-41-6299.00-701-499000					

Check Nbr	Check Date	Vend Nbr	Payee	Organization	PO Nbr Fnd-Fnc-Obj.	Invoice Nbr So-Org-Prog	Typ Cd	Reason	Amount	EFT
020376	11-27-2023	00349	TASB, Inc.	BUCKHOLTS ISD	160138	646883 199-51-6299.00-001-499000	C	Environmental Annual Subsc	1,150.00	N
Vendor 00349 Total:									3,407.12	
020362	11-14-2023	00661	PITNEY BOWES INC.	BUSINESS OFFICE	160044	1023826261 199-41-6299.00-750-499018	C	Postage Rental	131.99	N
020361	11-14-2023	00674	Oak Farms Dairy - Houst	BUCKHOLTS ISD	160067	240-35-6341.SC-001-499000	C	MILK	1,178.90	N
020364	11-14-2023	00680	TASB Risk Management	BUCKHOLTS ISD	160122	74051 199-11-6143.00-001-411000	C	Unemployment Comp Cover	2,763.00	N
991128	11-28-2023	01134	TEACHER RETIREMEN	DISTRICT WIDE	001756	863-00-2155.00-000-400000	D	TRS	11,512.26	N
				DISTRICT WIDE	001756	863-00-2155.01-000-400000	D	TRS	1,106.66	N
				DISTRICT WIDE	001756	863-00-2155.02-000-400000	D	TRS	2,257.36	N
				DISTRICT WIDE	001756	863-00-2155.03-000-400000	D	TRS	167.67	N
				DISTRICT WIDE	001756	863-00-2155.04-000-400000	D	TRS	970.15	N
				DISTRICT WIDE	001756	863-00-2155.05-000-400000	D	TRS	486.60	N
				DISTRICT WIDE	001756	863-00-2155.06-000-400000	D	TRS	858.58	N
				ANNUITY #48	001756	863-00-2155.07-048-400000	D	TRS	535.00	N
				DISTRICT WIDE	001756	863-00-2155.08-000-400000	D	TRS	1,916.89	N
Check 991128 Total:									19,811.17	
Vendor 01134 Total:									19,811.17	
020340	11-14-2023	01257	ATMOS Energy	BUCKHOLTS ISD	160020	PMT 2/12 199-51-6259.94-001-499000	C	GAS UTILITY	155.43	N
020368	11-27-2023	01273	BSN SPORTS	BUCKHOLTS ISD	160131	923088207 199-36-6399.01-001-491000	C	FOOTBALL SUPPLIES	725.32	N
				BUCKHOLTS ISD	160130	922921173 199-36-6399.02-001-491001	C	BOYS BASKETBALL SUPP	2,257.70	N
				BUCKHOLTS ISD	160130	922921173 199-36-6399.02-001-491002	C	GIRLS BASKETBALL SUPP	2,075.80	N
Check 020368 Total:									5,058.82	
Vendor 01273 Total:									5,058.82	
020330	11-01-2023	01393	DONALD BULLS LOCK	BUCKHOLTS ISD	160102	3670 199-51-6315.00-001-499000	C	KEYS	167.50	N
020350	11-14-2023	01418	GARY EHLER	BUCKHOLTS ISD	160115	199-36-6299.02-001-491000	C	Official 11/10	100.00	N
020366	11-14-2023	01431	Texas Fleet Fuel	BUCKHOLTS ISD	160050	199-34-6311.00-001-499000	C	FUEL	45.00	N
				BUCKHOLTS ISD	160050	199-34-6311.00-001-499000	C	FUEL	388.15	N
				BUCKHOLTS ISD	160050	199-34-6311.00-001-499000	C	FUEL	253.72	N
Check 020366 Total:									686.87	

Check Nbr	Check Date	Vend Nbr	Payee	Organization	PO Nbr Fnd-Fnc-Obj.	Invoice Nbr So-Org-Prog	Typ Cd	Reason	Amount	EFT
020377	11-27-2023	01431	Texas Fleet Fuel	BUCKHOLTS ISD	160050 199-34-6311.00-001-499000		C	FUEL	176.05	N
Vendor 01431 Total:									862.92	
020343	11-14-2023	01461	BUCKEYE CLEANING	BUCKHOLTS ISD	160119 199-51-6316.00-001-499000	90540344	C	Cleaning Services	272.90	N
020341	11-14-2023	01477	Brightspeed	BUCKHOLTS ISD	160024 199-51-6259.90-001-499000	PMT 3/12	C	Internet	144.16	N
020353	11-14-2023	01542	JAMES LEE	BUCKHOLTS ISD	160114 199-36-6299.02-001-491000		C	Official 11/10	180.00	N
991116	11-16-2023	01592	INTERNAL REVENUE S DISTRICT WIDE		001754 863-00-2151.00-000-400000		D	IRS	7,999.72	N
			DISTRICT WIDE		001754 863-00-2152.01-000-400000		D	IRS	1,877.42	N
			DISTRICT WIDE		001754 863-00-2152.02-000-400000		D	IRS	1,877.42	N
Check 991116 Total:									11,754.56	
Vendor 01592 Total:									11,754.56	
020360	11-14-2023	01656	MONTO PRESIDENT	BUCKHOLTS ISD	160128 199-36-6299.02-001-491000		C	Official 11/13	110.00	N
020352	11-14-2023	01779	INTERQUEST GROUP, BUSINESS OFFICE		160076 199-41-6299.00-750-499000	126163	C	Drug Dog	380.00	N
020334	11-01-2023	02088	MILAM COUNTY TAX O UNDISTRIBUTED O		160101 199-99-6213.00-999-499000		C	FEE COLLECTION 2023	1,671.25	N
020338	11-01-2023	02178	Whataburger	BUCKHOLTS ISD	160105 199-36-6412.01-001-491000	1322150	C	Football Meal	89.08	N
020354	11-14-2023	02320	LABATT FOOD SERVIC	BUCKHOLTS ISD	160066 240-35-6341.00-001-499000		C	FOOD	3,778.86	N
				BUCKHOLTS ISD	160066 240-35-6342.00-001-499000		C	NON FOOD	713.01	N
Check 020354 Total:									4,491.87	
Vendor 02320 Total:									4,491.87	
020335	11-01-2023	02415	NATIONAL BENEFITS S BUSINESS OFFICE		160057 199-41-6299.00-750-499009	958373	C	COBRA ADMIN FEE	9.30	N
991108	11-08-2023	02464	TRS ACTIVE CARE	HEALTH INS #29	001755 863-00-2153.00-029-400000		D	TRS ACTIVECARE	4,858.55	N
				AMR FID ANN	001755 863-00-2153.00-032-400000		D	TRS ACTIVECARE	1,876.00	N
				ANNUITY #51	001755 863-00-2153.00-051-400000		D	TRS ACTIVECARE	1,517.00	N
				ActiveCare Select	001755 863-00-2153.00-122-400000		D	TRS ACTIVECARE	4,354.00	N
Check 991108 Total:									12,605.55	
Vendor 02464 Total:									12,605.55	
020378	11-27-2023	02716	THE BUG MASTER	BUCKHOLTS ISD	160043 199-51-6249.00-001-499001	457632	C	Pest Control	140.00	N
				BUCKHOLTS ISD	160043 199-51-6249.00-001-499001	457633	C	Pest Control	450.00	N
Check 020378 Total:									590.00	
Vendor 02716 Total:									590.00	

Check Nbr	Check Date	Vend Nbr	Payee	Organization	PO Nbr Fnd-Fnc-Obj.	Invoice Nbr So-Org-Prog	Typ Cd	Reason	Amount	EFT
020333	11-01-2023	02895	IMAGINE LEARNING, I	BUCKHOLTS ISD	160079	294944	C	Edgenuity	18,130.00	N
					199-11-6399.00-001-430000					
				BUCKHOLTS ISD	160079	294944	C	Edgenuity	2,060.00	N
					199-11-6399.37-001-422000					
					Check 020333 Total:				20,190.00	
					Vendor 02895 Total:				20,190.00	
020323	11-14-2023	02898	UNITED AG & TURF	BUCKHOLTS ISD	160097	12911325	D	PAID TWICE	-322.37	N
					199-51-6249.98-001-499000					
020325	11-01-2023	02902	Texas Fire & Safety Serv	BUCKHOLTS ISD	160046	01-2311	C	Fire Alarm & Security	93.75	N
					199-51-6259.92-001-499002					
				BUCKHOLTS ISD	160046	01-2311	C	Fire Alarm & Security	93.75	N
					199-51-6259.92-001-499003					
					Check 020325 Total:				187.50	
020367	11-27-2023	02902	Texas Fire & Safety Serv	BUCKHOLTS ISD	160046	01-2312	C	Fire Alarm & Security	93.75	N
					199-51-6259.92-001-499002					
				BUCKHOLTS ISD	160046	01-2312	C	Fire Alarm & Security	93.75	N
					199-51-6259.92-001-499003					
					Check 020367 Total:				187.50	
					Vendor 02902 Total:				375.00	
020329	11-01-2023	02970	CONSTELLATION NEW	BUCKHOLTS ISD	160019	PMT 2/12	C	Electricity	4,353.39	N
					199-51-6259.93-001-499000					
020369	11-27-2023	02993	DATA RECOGNITION C	BUCKHOLTS ISD	160132	173126	C	ESL ONLINE PROGRAM	81.15	N
					199-11-6399.00-001-425000					
020328	11-01-2023	02999	CLEOD9 BUSINESS TE	BUCKHOLTS ISD	160025	36383	C	Telephone	794.83	N
					199-51-6259.92-001-499000					
020374	11-27-2023	03028	PARSON'S COMMERCI	BUCKHOLTS ISD	160133	20066	C	ROOF REPAIRS	875.00	N
					199-51-6249.97-001-499000					
981116	11-16-2023	03037	OMNI FINANCIAL GRO	ORG 127	001759		D	OMNI - November 2023	666.67	N
					863-00-2159.00-127-400000					
020372	11-27-2023	03047	LINDE GAS & EQUIPM	BUCKHOLTS ISD	160137	38261998	C	AG SUPPLIES	358.48	N
					199-11-6399.37-001-422000					
020324	11-01-2023	03063	806 TECHNOLOGIES, I	BUSINESS OFFICE	160103	5589	C	Plan 4 Learning	500.00	N
					199-41-6299.00-750-499018					
020337	11-01-2023	03106	REMY GODFREY	SUPERINTENDENT	160108		C	Travel Reimbursement	370.63	N
					199-41-6411.00-701-499000					
				BUCKHOLTS ISD	160109		C	Reimb. for Cafe Food	96.18	N
					240-35-6341.00-001-499000					
					Check 020337 Total:				466.81	
020363	11-14-2023	03106	REMY GODFREY	SUPERINTENDENT	160117	6441	C	Temple Rotary	275.00	N
					199-41-6495.00-701-499000					
					Vendor 03106 Total:				741.81	
020336	11-01-2023	03124	O'HANLON, DEMERAT	SUPERINTENDENT	160106	24019	C	Legal Services	1,848.25	N
					199-41-6211.00-701-499000					
020373	11-27-2023	03124	O'HANLON, DEMERAT	SUPERINTENDENT	160136	24077	C	Legal Services	1,354.50	N
					199-41-6211.00-701-499000					
					Vendor 03124 Total:				3,202.75	

Check Nbr	Check Date	Vend Nbr	Payee	Organization	PO Nbr Fnd-Fnc-Obj.	Invoice Nbr So-Org-Prog	Typ Cd	Reason	Amount	EFT
020327	11-01-2023	03136	RICK ANTHONY ENTE	BUCKHOLTS ISD	160107	9391 429-51-6619.00-001-499000	C	FENCING	60,836.00	N
020346	11-14-2023	03156	CENTRAL TEXAS FOO	BUCKHOLTS ISD	160125	AO89201 240-35-6299.00-001-499000	C	Food Bank Delivery 11/9	178.16	N
991120	11-20-2023	03177	Texas State Disburseme	CHILD SUPPORT	001758	863-00-2159.00-107-400000	D	Child Support - A. Plant	100.00	N
020349	11-14-2023	03195	Everaldo Chevere	BUCKHOLTS ISD	160113	199-36-6299.02-001-491000	C	Official 11/13	100.00	N
020332	11-01-2023	03204	BARBARA DOMINGUE	BUCKHOLTS ISD	160045	2581 199-51-6249.00-001-499002	C	Janitorial Cleaning	4,375.00	N
020355	11-14-2023	03241	Language Line Solutions	BUCKHOLTS ISD	160124	11139094 199-11-6239.00-001-425000	C	Translation Services	10.46	N
020345	11-14-2023	03267	Capital Truck Parts & Se	BUCKHOLTS ISD	160123	45002 199-34-6399.00-001-499000	C	Bus Supplies	38.98	N
020342	11-14-2023	03284	Thomas Bruce	BUCKHOLTS ISD	160110	199-36-6299.02-001-491000	C	Official 11/7	110.00	N
020351	11-14-2023	03285	Michael Hannon	BUCKHOLTS ISD	160111	199-36-6299.02-001-491000	C	Official 11/7	110.00	N
020357	11-14-2023	03286	Robert Lynch	BUCKHOLTS ISD	160112	199-36-6299.02-001-491000	C	Official 11/13	110.00	N
020375	11-27-2023	03287	TAGLEROCK TECHNO	BUCKHOLTS ISD	160135	6902 199-51-6299.00-001-499000	C	ERATE SERVICES	619.50	N

Grand Total: 187,282.46

End of Report

Buckholts ISD
General Fund - as of November 30, 2023

	Budget	Actual-Current	Actual YTD	Percent
Revenue				
Local Revenue	\$ 392,050	\$ 35,888	\$ 41,319	10.54%
State Revenue	1,636,213	179,631	618,168	37.78%
Federal Revenue	10,000	-	-	0.00%
Insurance Proceeds	-	-	-	0.00%
Total Revenue	\$ 2,038,263	\$ 215,519	\$ 659,486	32.36%
Expenditures				
11-Instruction	\$ 1,119,372	\$ 129,478	\$ 375,882	33.58%
12-Instruction, Resources & Media	-	-	-	0.00%
13-Curriculum Development	2,350	-	-	0.00%
21-Instructional	-	-	-	0.00%
23-School Leadership	64,334	6,767	23,634	36.74%
31-Guidance & Counseling	1,050	-	750	71.43%
33-Health Services	950	-	850	89.47%
34-Student Transportation	39,952	4,744	14,086	35.26%
35-Food Service	-	-	-	0.00%
36-Extracurricular Activities	59,435	8,036	19,563	32.92%
41-General Administration	393,027	30,724	103,459	26.32%
51-Facilities Maintenance & Operations	313,457	22,346	62,350	19.89%
52-Security & Monitoring Services	1,000	-	148	14.75%
53-Data Processing Services	37,500	475	74,917	199.78%
61 - Community Service	2,155	47	273	0.00%
71-Debt Service	61,963	1,428	4,446	7.18%
81 - Facilities Acquisition and Construction	-	-	-	0.00%
93-Payments to Fiscal Agent/Shared Services	-	-	-	0.00%
99-Other Intergovernmental Charges	15,000	4,769	4,769	31.79%
Transfer to Child Nutrition	12,000	-	-	0.00%
Total Expenditures	\$ 2,123,545	\$ 208,816	\$ 685,128	32.26%
Excess (Deficiency) of Rev Over(Under) Exp	\$ (85,282)	\$ 6,703	\$ (25,641)	

Buckholts ISD
Food Service - as of November 30, 2023

	Budget	Actual-Current	Actual YTD	Percent
Revenue				
Local Revenue	\$ 4,300	\$ 811	\$ 1,828	42.51%
State Revenue	5,983	591	1,502	25.11%
Federal Revenue	130,000	10,664	32,246	24.80%
Transfer In from General Operating	12,000	-	-	0.00%
Total Revenue	\$ 152,283	\$ 12,065	\$ 35,576	23.36%
Expenditures				
11-Instruction	\$ -	\$ -	\$ -	0.00%
12-Instruction, Resources & Media	-	-	-	0.00%
13-Curriculum Development	-	-	-	0.00%
23-School Leadership	-	-	-	0.00%
31-Guidance & Counseling	-	-	-	0.00%
33-Health Services	-	-	-	0.00%
34-Student Transportation	-	-	-	0.00%
35-Food Service	152,283	13,664	33,239	21.83%
36-Extracurricular Activities	-	-	-	0.00%
41-General Administration	-	-	-	0.00%
51-Facilities Maintenance & Operations	-	-	-	0.00%
52-Security & Monitoring Services	-	-	-	0.00%
53-Data Processing Services	-	-	-	0.00%
71-Debt Service	-	-	-	0.00%
91-Contracted Instructional Serv	-	-	-	0.00%
93-Payments to Fiscal Agent/Shared Services	-	-	-	0.00%
99-Other Intergovernmental Charges	-	-	-	0.00%
Transfer to Child Nutrition	-	-	-	-
Total Expenditures	\$ 152,283	\$ 13,664	\$ 33,239	21.83%
Excess (Deficiency) of Rev Over(Under) Exp	\$ -	\$ (1,600)	\$ 2,337	

Buckholts ISD

Interest and Sinking - as of November 30, 2023

	Budget	Actual-Current	Actual YTD	Percent
Revenue				
Local Revenue	\$ 38,475	\$ 3,162	\$ 3,479	9.04%
State Revenue	52,386	-	-	0.00%
Total Revenue	<u>\$ 90,861</u>	<u>\$ 3,162</u>	<u>\$ 3,479</u>	<u>3.83%</u>
Expenditures				
11-Instruction	\$ -	\$ -	\$ -	0.00%
12-Instruction, Resources & Media	-	-	-	0.00%
13-Curriculum Development	-	-	-	0.00%
23-School Leadership	-	-	-	0.00%
31-Guidance & Counseling	-	-	-	0.00%
33-Health Services	-	-	-	0.00%
34-Student Transportation	-	-	-	0.00%
35-Food Service	-	-	-	0.00%
36-Extracurricular Activities	-	-	-	0.00%
41-General Administration	-	-	-	0.00%
51-Facilities Maintenance & Operations	-	-	-	0.00%
52-Security & Monitoring Services	-	-	-	0.00%
53-Data Processing Services	-	-	-	0.00%
71-Debt Service	90,861	-	-	0.00%
91-Contracted Instructional Serv	-	-	-	0.00%
93-Payments to Fiscal Agent/Shared Services	-	-	-	0.00%
99-Other Intergovernmental Charges	-	-	-	0.00%
Transfer to Child Nutrition	-	-	-	-
Total Expenditures	<u>\$ 90,861</u>	<u>\$ -</u>	<u>\$ -</u>	<u>0.00%</u>
Excess (Deficiency) of Rev Over(Under) Exp	<u>\$ -</u>	<u>\$ 3,162</u>	<u>\$ 3,479</u>	

BOARD OF TRUSTEES Regular Meeting (* All Meetings Are Posted at Buckholts USPS and the BISD
Board Bulletin 72 Hours before all Meetings*)
Buckholts Elementary School Library, 203 S. 10th Street, Buckholts, TX 76518
Buckholts Independent School District

DISTRICT VISION

Every graduate ready for college, career, and life. Real school. Every day.

DISTRICT MISSION

Buckholts Independent School District is rich in culture, heritage, and tradition. BISD will provide an educational environment that will enable all students to develop essential academic skills for a lifetime. We will produce well-educated students who can pursue higher educational opportunities and who will become responsible citizens in a changing global society by teaching ALL students so that they may learn at their maximum potential.

AGENDA

Wednesday, November 1, 2023 at 6:00 PM

- I. Call to Order
The meeting was called to order at 6:00 PM with Ricky McCall, Chris Marrs, Kerri Hernandez, and Margaret Green in attendance. JoAnn Cazares was absent.
- II. Declaration of Quorum
 - A. Announcement by President as to the presence of quorum, that this is a regular board meeting and the notice of the meeting was posted in the time and manner required.
- III. Pledge/Invocation
- IV. Public Comments-pursuant to Board Policy BED (LOCAL)
- V. Reports
 - A. Ms. Jamie Shaver- Finance Report
 - B. Ms. Alushka Driska- Principal's Report
 - C. Dr. Remy Godfrey- Superintendent Report
- VI. Consent Agenda Items
 - A. Certify and approve BISD September 18, 2023 Regular Meeting Minutes.
Motion made by C. Marrs and seconded by K. Hernandez to approve the BISD September 18, 2023 meeting minutes as presented. Motion passed 4-0.
- VII. Action Items
 - A. Discussion and possible action regarding BISD Bank Investments/Depository.

Motion made by R. McCall and seconded by C. MARRS to approve the BISD Bank Depository with Buckholts State Bank . Motion passed 4-0.

Motion made by C. MARRS and seconded by K. Hernandez to approve moving all CD Investments with Buckholts State Bank to a TexPool Account. Motion passed 4-0.

B. Discussion and possible action regarding potential overpayment of funds.

Motion made by R. McCall and seconded by K. Hernandez to take no action the overpayment of funds issued by R12 to R.G. . Motion passed 4-0.

C. Discussion and possible action regarding Lone Star Governance.

Discussion over new accountability release and training. No Action taken.

D. Discussion and possible action regarding Safety and Security Plans/Audit.

Motion made by C. MARRS and seconded by M. Green to approve Dr. Godfrey to create and implement the BISD Interior Door Policy. Motion passed 4-0.

E. Discussion and possible action regarding 2023-24 SY BISD T-TESS and T-PESS Appraisers.

Motion made by C. MARRS and seconded by K. Hernandez to approve the BISD 2023-2024 T-TESS and T-PESS Appraisers as presented. Motion passed 4-0.

F. Discussion and possible action regarding Trustee Leslie Lorenz Board Resignation.

Motion made by K. Hernandez and seconded by R. McCall to approve the BISD Trustee Leslie Lorenz's Resignation as presented. Motion passed 4-0.

G. Discussion and possible action regarding Interagency Agreement by the Juvenile Boards of Falls, Milam, and Robertson Counties.

Motion made by K. Hernandez and seconded by C. MARRS to approve the Interagency Agreement by the Juvenile Boards of Falls, Milam, and Robertson Counties as presented. Motion passed 4-0.

H. Discussion and possible action regarding Waterboy Graphic Security Film Package.

Motion made by C. MARRS and seconded by K. Hernandez to approve the Waterboy Graphic Security Film Package as presented. Motion passed 4-0.

VIII. Executive/Closed Meeting will be held as authorized by Texas Government Code, §551.071, §551.072, §551.073, §551.074, §551.075, §551.076, §551.082, §551.083, §551.084, if needed.

IX. Action from Executive Session

X. Adjourn

If, during the course of the meeting, discussion of any item on the agenda should be held in a closed meeting, the Board will conduct a closed meeting accordance with the Texas Open Meetings Act, Tex: Gov't Code, Chapter 551, Subchapters D and E, and Tex. Education Code, Chapter 21.556.

I, the undersigned, do hereby certify that this Notice was posted on the bulletin board of the main entrance of the Buckholts ISD Administration Building and at the Buckholts Post Office at , which is at least 72 hours prior to the date and time of the scheduled meeting.



Mr. Ricky McCall
Board President

BOARD OF TRUSTEES Regular Meeting (* All Meetings Are Posted at Buckholts USPS and the BISD
Board Bulletin 72 Hours before all Meetings*)
Buckholts Elementary School Library, 203 S. 10th Street, Buckholts, TX 76518
Buckholts Independent School District

DISTRICT VISION

Every graduate ready for college, career, and life. Real school. Every day.

DISTRICT MISSION

Buckholts Independent School District is rich in culture, heritage, and tradition. BISD will provide an educational environment that will enable all students to develop essential academic skills for a lifetime. We will produce well-educated students who can pursue higher educational opportunities and who will become responsible citizens in a changing global society by teaching ALL students so that they may learn at their maximum potential.

AGENDA

Monday, November 27, 2023 at 5:30 PM

I. Call to Order

The meeting was called to order at 5:30 PM with Ricky McCall, Kerri Hernandez, Chris Marrs and JoAnn Casarez in attendance. Margaret Green absent.

II. Declaration of Quorum

A. Announcement by President as to the presence of quorum, that this is a regular board meeting and the notice of the meeting was posted in the time and manner required.

III. Pledge/Invocation

IV. Public Comments-pursuant to Board Policy BED (LOCAL)

V. Reports

A. Ms. Jamie Shaver- Finance Report

B. Ms. Alushka Driska- Principal's Report

C. Dr. Remy Godfrey- Superintendent Report

VI. Consent Agenda Items

A. Certify and approve BISD November 6, 2023 Regular Meeting Minutes.

*Motion made by C. Marrs and seconded by J. Casarez to approve the consent agenda as presented.
Motion passed 4-0.*

VII. Action Items

A. Discussion and possible action regarding Lone Star Governance.

Motion made by K. Hernandez and seconded by C. Marrs to table LSG. Motion passed 4-0.

B. Discussion and possible action regarding amended Temple College MOU.

Motion made by K. Hernandez and seconded by K. Hernandez to table LSG. Motion passed 4-0.

C. Discussion and possible action regarding BMSS Co-op Agreement (Updated).

Motion made by J. Casarez and seconded by C. Marrs to approve the amended BMSS Co-op Agreement as presented. Motion passed 4-0.

VIII. Executive/Closed Meeting will be held as authorized by Texas Government Code, §551.071, §551.072, §551.073, §551.074, §551.075, §551.076, §551.082, §551.083, §551.084, if needed.

IX. Action from Executive Session

X. Adjourn

If, during the course of the meeting, discussion of any item on the agenda should be held in a closed meeting, the Board will conduct a closed meeting accordance with the Texas Open Meetings Act, Tex: Gov't Code, Chapter 551, Subchapters D and E, and Tex. Education Code, Chapter 21.556.

I, the undersigned, do hereby certify that this Notice was posted on the bulletin board of the main entrance of the Buckholts ISD Administration Building and at the Buckholts Post Office at , which is at least 72 hours prior to the date and time of the scheduled meeting.



Mr. Ricky McCall
Board President

RESOLUTION OF THE BOARD REGARDING REVIEW OF THE INVESTMENT PROGRAM

WHEREAS Section 2256.005(e) of the Public Funds Investment Act requires the Board of Trustees of Buckholts Independent School District to:

- (a) review the District’s investment policy and investment strategies set forth in CDA(LOCAL) not less than annually; and,
- (b) adopt a resolution reflecting the Board’s review and recording any changes made to the investment policy or strategies; and,

WHEREAS the District’s investment policy and investment strategies have been presented to the Board for its consideration and approval, as required by the Act; and,

NOW THEREFORE BE IT RESOLVED that the Board of Trustees of Buckholts Independent School District has reviewed the District’s investment policy and investment strategies, and hereby adopts the policy with the following changes to the current policy:

No changes to the current policy. (NO CHANGES TO POLICY)

Adopted this ___24th___ day of ___January___, 2022, by the Board of Trustees.

Presiding Officer

Secretary

Instruction Sheet

TASB Localized Policy Manual Update 121

Buckholts ISD

Code	Type	Action To Be Taken	Note
AC	(LEGAL)	Replace policy	Revised policy
AF	(LEGAL)	Replace policy	Revised policy
AIE	(LEGAL)	Replace policy	Revised policy
BBBA	(LEGAL)	Replace policy	Revised policy
BQ	(LEGAL)	Replace policy	Revised policy
C	(LEGAL)	Replace table of contents	Revised table of contents
CBB	(LEGAL)	Replace policy	Revised policy
CCA	(LEGAL)	Replace policy	Revised policy
CCGA	(LEGAL)	Replace policy	Revised policy
CCGB	(LEGAL)	Replace policy	Revised policy
CFB	(LOCAL)	Replace policy	Revised policy
CH	(LEGAL)	Replace policy	Revised policy
CL	(LEGAL)	Replace policy	Revised policy
CLA	(LEGAL)	Replace policy	Revised policy
CLB	(LEGAL)	Replace policy	Revised policy
CLB	(LOCAL)	Replace policy	Revised policy
CMD	(LEGAL)	Replace policy	Revised policy
CNC	(LEGAL)	Replace policy	Revised policy
CO	(LEGAL)	Replace policy	Revised policy
CQ	(LEGAL)	Replace policy	Revised policy
CQA	(LEGAL)	Replace policy	Revised policy
CRF	(LOCAL)	Replace policy	Revised policy
CSA	(LEGAL)	No policy enclosed	See explanatory note
CVA	(LOCAL)	Replace policy	Revised policy
CVB	(LOCAL)	Replace policy	Revised policy
DBAA	(LEGAL)	Replace policy	Revised policy
DEA	(LOCAL)	Replace policy	Revised policy
DEAB	(LEGAL)	Replace policy	Revised policy
E	(LEGAL)	Replace table of contents	Revised table of contents
EF	(LEGAL)	Replace policy	Revised policy
EHAD	(LEGAL)	Replace policy	Revised policy
EHBAB	(LEGAL)	Replace policy	Revised policy
EHBAF	(LEGAL)	Replace policy	Revised policy
EHBC	(LEGAL)	Replace policy	Revised policy

Instruction Sheet
TASB Localized Policy Manual Update 121

Buckholts ISD

Code	Type	Action To Be Taken	Note
EHBCA	(LEGAL)	ADD policy	See explanatory note
EHBH	(LEGAL)	Replace policy	Revised policy
EHBI	(LEGAL)	Replace policy	Revised policy
EHBJ	(LEGAL)	Replace policy	Revised policy
EI	(LEGAL)	Replace policy	Revised policy
EKB	(LEGAL)	Replace policy	Revised policy
FD	(LEGAL)	Replace policy	Revised policy
FD	(LOCAL)	Replace policy	Revised policy
FDA	(LEGAL)	Replace policy	Revised policy
FDC	(LEGAL)	Replace policy	Revised policy
FEA	(LEGAL)	Replace policy	Revised policy
FEB	(LEGAL)	Replace policy	Revised policy
FFAF	(LEGAL)	Replace policy	Revised policy
FFC	(LEGAL)	Replace policy	Revised policy
FFI	(LEGAL)	Replace policy	Revised policy
FFI	(LOCAL)	Replace policy	Revised policy
FL	(LEGAL)	Replace policy	Revised policy
G	(LEGAL)	Replace table of contents	Revised table of contents
GB	(LEGAL)	Replace policy	Revised policy
GBA	(LEGAL)	Replace policy	Revised policy
GBAA	(LEGAL)	Replace policy	Revised policy
GRA	(LEGAL)	Replace policy	Revised policy

Explanatory Notes

TASB Localized Policy Manual Update 121

Buckholts ISD

AC(LLEGAL) GEOGRAPHIC BOUNDARIES

This legal policy has been revised to include additional Education Code provisions related to ways in which a district's geographic boundaries may change, such as by detachment, annexation, consolidation, and abolition.

AF(LLEGAL) INNOVATION DISTRICTS

Amended Administrative Code rules, effective October 25, 2022, revised the list of Education Code sections and administrative rules from which a district of innovation may not be exempted. Changes include a requirement to provide TEA a link to the local innovation plan posted on the district's website. Previously, the rule required the district to provide TEA with a copy of the local innovation plan.

AIE(LLEGAL) ACCOUNTABILITY: INVESTIGATIONS

Changes reflect revised Administrative Code provisions regarding compliance investigations by TEA, effective October 26, 2022. Other changes are to better reflect legal sources.

BBBA(LLEGAL) ELECTIONS: CONDUCTING ELECTIONS

Provisions regarding confidentiality of the email address and personal phone number of an election judge or clerk have been moved from GBA(LLEGAL) to this code addressing elections.

BQ(LLEGAL) PLANNING AND DECISION-MAKING PROCESS

An existing requirement to include the district's bullying prevention policy and procedures in the district improvement plan has been added to this policy.

C(LLEGAL) BUSINESS AND SUPPORT SERVICES

The C section table of contents has been revised to add the new code CKED, Security Personnel: Other Security Arrangements. We have also added for future expansion new codes addressing facility standards at CSA (Safety and Security) and CSB (Gas and Pipelines).

CBB(LLEGAL) STATE AND FEDERAL REVENUE SOURCES: FEDERAL

Revisions are to better reflect legal sources.

CCA(LLEGAL) LOCAL REVENUE SOURCES: BOND ISSUES

Citations have been updated to reflect the repeal and replacement of an Administrative Code provision regarding the bond guarantee program, effective March 1, 2023. References to Administrative Code provisions regarding the instructional facilities allotment and existing debt allotment have been clarified.

CCGA(LLEGAL) AD VALOREM TAXES: EXEMPTIONS AND PAYMENTS

This policy has been revised to reflect the increased homestead exemption of \$40,000 approved by voters on May 7, 2022.

CCGB(LLEGAL) AD VALOREM TAXES: ECONOMIC DEVELOPMENT

We have added a note regarding the expiration of the Texas Economic Development Act on December 31, 2022, and the continued application of the law to limitations on appraised value in existence at that time.

Explanatory Notes

TASB Localized Policy Manual Update 121

Buckholts ISD

CFB(LOCAL) ACCOUNTING: INVENTORIES

Revisions regarding the capitalization threshold are based on amended guidance from *GASB Implementation Guide 2021-1*, Question 5.1, regarding the capitalization of assets with individual acquisition costs below the threshold if the assets in the aggregate are significant. The amended guidance applies to reporting periods beginning after June 15, 2023.

CH(LEGAL) PURCHASING AND ACQUISITION

We have replaced the citation to a repealed Administrative Code rule regarding purchases of automated information systems with a citation to a new rule effective December 19, 2022.

CL(LEGAL) BUILDINGS, GROUNDS, AND EQUIPMENT MANAGEMENT

We have replaced the citation to repealed Administrative Code provisions regarding public pool sanitation and safety with a citation to new provisions effective January 1, 2023.

CLA(LEGAL) BUILDINGS, GROUNDS, AND EQUIPMENT MANAGEMENT: SECURITY

New Administrative Code rules, effective February 2, 2023, have been added to address required warning signs regarding human trafficking.

CLB(LEGAL) BUILDINGS, GROUNDS, AND EQUIPMENT MANAGEMENT: MAINTENANCE

Changes reflect revisions to Administrative Code rules regarding integrated pest management, effective January 16, 2023.

CLB(LOCAL) BUILDINGS, GROUNDS, AND EQUIPMENT MANAGEMENT: MAINTENANCE

Administrative Code rules regarding integrated pest management (IPM) were amended to include district-owned residential property among the district facilities subject to the IPM requirements. Although the changes to the rules add "residential property" to the buildings and grounds subject to IPM requirements, it is our understanding from the Texas Department of Agriculture that this inclusion is intended to apply only to district-owned residential property that is primarily used as student housing. As requested by TDA, revisions include such residential property among the district facilities subject to the district's IPM program.

CMD(LEGAL) EQUIPMENT AND SUPPLIES MANAGEMENT: INSTRUCTIONAL MATERIALS CARE AND ACCOUNTING

An Administrative Code provision, effective June 7, 2022, has been added regarding purchasing technological equipment with the instructional materials and technology allotment.

CNC(LEGAL) TRANSPORTATION MANAGEMENT: TRANSPORTATION SAFETY

Provisions have been added regarding the use of school bus warning signals.

CO(LEGAL) FOOD AND NUTRITION MANAGEMENT

New Administrative Code provisions were adopted regarding appeals related to federal food and nutrition programs administered by the Texas Department of Agriculture. A reference to these provisions, effective November 27, 2022, has been added.

Explanatory Notes

TASB Localized Policy Manual Update 121

Buckholts ISD

CQ(LEGAL) TECHNOLOGY RESOURCES

A reference to Administrative Code provisions regarding management of electronic transactions and signed records has been clarified.

CQA(LEGAL) TECHNOLOGY RESOURCES: DISTRICT, CAMPUS, AND CLASSROOM WEBSITES

The link to the Texas Department of State Health Services Guidelines for the Care of Students with Food Allergies has been updated.

CRF(LOCAL) INSURANCE AND ANNUITIES MANAGEMENT: UNEMPLOYMENT INSURANCE

There are no significant revisions to the text on reasonable assurance; however, the policy template has been updated to accommodate the new adoption date function in Policy Online®. This policy is being issued at no charge to the district.

CSA(LEGAL) FACILITY STANDARDS: SAFETY AND SECURITY

The Commissioner of Education proposed new School Safety Requirements in the Commissioner's Rules Concerning School Facilities in November 2022. The public comment period closed December 12, 2022, but the rules are not yet finalized. The proposed rules require local policy provisions. Policy Service will include legal provisions in this new policy code and provide local policy provisions for consideration following publication of the final rules.

CVA(LOCAL) FACILITIES CONSTRUCTION: COMPETITIVE BIDDING

Policy BJA(LOCAL) authorizes the superintendent to delegate responsibilities to other employees of the district as permitted by law; thus, it is not necessary to include a reference to the superintendent's designee at Specifications. In addition, the policy template has been updated to accommodate the new adoption date function in Policy Online®. This policy is being issued at no charge to the district.

CVB(LOCAL) FACILITIES CONSTRUCTION: COMPETITIVE SEALED PROPOSALS

As noted above, policy BJA(LOCAL) authorizes the superintendent to delegate responsibilities to other employees of the district as permitted by law; thus, it is not necessary to include a reference to the superintendent's designee at Specifications. In addition, the policy template has been updated to accommodate the new adoption date function in Policy Online®. This policy is being issued at no charge to the district.

DBAA(LEGAL) EMPLOYMENT REQUIREMENTS AND RESTRICTIONS: PRE-EMPLOYMENT REVIEWS

Changes have been made to better reflect legal sources and to delete obsolete provisions.

DEA(LOCAL) COMPENSATION AND BENEFITS: COMPENSATION PLAN

To eliminate the possibility of confusion about the frequency of pay, we recommend replacing *bimonthly* with the more specific and widely used *semi-monthly*. Other revisions are recommended for policy style and to clarify the circumstances under which certain employees will receive premium pay during an emergency closing for a disaster.

If the district no longer wants to provide premium pay for nonexempt employees who are required to work during an emergency closing for a disaster, please contact your policy consultant for appropriate revisions to this policy.

Explanatory Notes

TASB Localized Policy Manual Update 121

Buckholts ISD

The [Legal Issues in Update 121](#) memo describes common legal concerns and best practices specific to this policy's topic.

DEAB(LLEGAL) COMPENSATION PLAN: WAGE AND HOUR LAWS

Changes have been made to better reflect legal sources.

E(LLEGAL) INSTRUCTION

The E section table of contents has been updated to add the new code EHBCA, which includes provisions addressing accelerated instruction previously located at EHBC. The subtitle for policy EHBC has been changed to Compensatory Services and Intensive Programs.

EF(LLEGAL) INSTRUCTIONAL RESOURCES

Legal definitions of "harmful materials" and "obscene" have been added for ease of access.

EHAD(LLEGAL) BASIC INSTRUCTIONAL PROGRAM: ELECTIVE INSTRUCTION

A reference to Administrative Code provisions has been added regarding driver education safety program requirements.

EHBAB(LLEGAL) SPECIAL EDUCATION: ARD COMMITTEE AND INDIVIDUALIZED EDUCATION PROGRAM

Changes reflect revised Administrative Code provisions regarding students who are homeless or in substitute care, effective January 1, 2023.

EHBAF(LLEGAL) SPECIAL EDUCATION: VIDEO/AUDIO MONITORING

Revisions reflect amended Administrative Code provisions, effective January 22, 2023, pertaining to filing certain documents electronically.

EHBC(LLEGAL) SPECIAL PROGRAMS: COMPENSATORY SERVICES AND INTENSIVE PROGRAMS

Update 121 includes a reorganization of the information regarding compensatory, intensive, and accelerated instructional services. Provisions addressing accelerated instruction have been moved to the new code EHBCA. The remaining provisions at this code, now subtitled Compensatory Services and Intensive Programs, have been reordered and adjusted for clarity.

EHBCA(LLEGAL) COMPENSATORY SERVICES AND INTENSIVE PROGRAMS: ACCELERATED INSTRUCTION

This new policy addressing accelerated instruction comprises provisions moved from EHBC(LLEGAL). For clarity, we have reordered and adjusted the material.

EHBH(LLEGAL) SPECIAL PROGRAMS: OTHER SPECIAL POPULATIONS

An amended Administrative Code provision, effective January 18, 2023, has been added pertaining to regional day school programs for the deaf.

EHBI(LLEGAL) SPECIAL PROGRAMS: ADULT AND COMMUNITY EDUCATION

Changes reflect revisions to Administrative Code provisions, effective November 24, 2022, regarding essential program components of adult education programs.

Explanatory Notes

TASB Localized Policy Manual Update 121

Buckholts ISD

EHBJ(LLEGAL) SPECIAL PROGRAMS: INNOVATIVE AND MAGNET PROGRAMS

Changes include a new Administrative Code provision, effective February 26, 2023, regarding requests for approval of an innovative course by the State Board of Education.

EI(LLEGAL) ACADEMIC ACHIEVEMENT

This legal policy has been revised to replace a repealed Administrative Code rule with a new rule, effective January 1, 2023, related to awarding credit to students who are homeless or in substitute care for coursework completed prior to the student enrolling in or transferring to the district. Other changes are to better reflect legal sources.

EKB(LLEGAL) TESTING PROGRAMS: STATE ASSESSMENT

Duplicative text regarding students who fail to perform satisfactorily on a state assessment instrument has been deleted and replaced with a note pointing to EHBC and EHBCA.

FD(LLEGAL) ADMISSIONS

The policy has been updated to delete an Administrative Code rule repealed by the State Board of Education, effective March 9, 2023.

FD(LOCAL) ADMISSIONS

Recommended revisions to this policy at Transition Assistance reflect the repeal and replacement of an Administrative Code provision regarding awarding credit to a student who is homeless or in substitute care. Under the new rule, a district must adopt a policy to ensure credit has been awarded appropriately prior to enrollment. Other changes provide greater flexibility for the district with regard to requiring proof of residency by removing specific requirements and referring to administrative regulations.

The [*Legal Issues in Update 121*](#) memo describes common legal concerns and best practices specific to this policy's topic.

FDA(LLEGAL) ADMISSIONS: INTERDISTRICT TRANSFERS

This policy has been reorganized for clarity. Other changes are to better match statutory wording. Notes have been added to more clearly indicate the application of certain provisions.

FDC(LLEGAL) ADMISSIONS: HOMELESS STUDENTS

A note has been added to clarify that information regarding support services for students experiencing homelessness, including provisions regarding district liaisons and transition services, is located at FFC.

FEA(LLEGAL) ATTENDANCE: COMPULSORY ATTENDANCE

This legal policy has been updated to remove provisions of Administrative Code rules repealed by the State Board of Education, effective March 9, 2023. A note has been added referring to the *Student Attendance Accounting Handbook* for additional guidance.

FEB(LLEGAL) ATTENDANCE: ATTENDANCE ACCOUNTING

This legal policy has been updated to remove provisions of Administrative Code rules repealed by the State Board of Education, effective March 9, 2023. We have also added a note referring to the *Student Attendance Accounting Handbook* for additional guidance, as well as existing statutory provisions for completeness and clarification.

Explanatory Notes

TASB Localized Policy Manual Update 121

Buckholts ISD

FFAF(LEGAL) WELLNESS AND HEALTH SERVICES: CARE PLANS

Links to the Texas Department of State Health Services' guidance for the care of students with diabetes and of students with food allergies have been updated.

FFC(LEGAL) STUDENT WELFARE: STUDENT SUPPORT SERVICES

Revisions throughout this policy reflect amended Administrative Code provisions, effective January 1, 2023, regarding transition assistance for students experiencing homelessness or in substitute care.

FFI(LEGAL) STUDENT WELFARE: FREEDOM FROM BULLYING

A note has been added with a link to the [Minimum Standards for Bullying Prevention](#) finalized by TEA on January 31, 2023.

FFI(LOCAL) STUDENT WELFARE: FREEDOM FROM BULLYING

The [Minimum Standards for Bullying Prevention](#), completed by TEA on January 31, 2023, include a requirement for policy provisions on reporting bullying incidents. Existing policy language addresses reporting by students and staff. The enclosed revisions are recommended to address the new minimum standards.

FL(LEGAL) STUDENT RECORDS

Provisions at Access, Disclosure, and Amendment, beginning on page 4, have been revised and reorganized for clarity and to better reflect legal sources. The definition of eligible student has been added. Additional reporting requirements under the National School Lunch Act or the Child Nutrition Act have also been added. A note has been added at the beginning of the policy to clarify that information regarding juvenile law enforcement records is located in GBA.

G(LEGAL) COMMUNITY AND GOVERNMENTAL RELATIONS

The G section table of contents has been revised to reflect the correct subtitle for GBA, Access to Public Information.

GB(LEGAL) PUBLIC INFORMATION PROGRAM

Update 121 includes a reorganization of the public information policies in the GB series. As part of the reorganization, we have deleted provisions that are duplicated at other policy codes and adjusted provisions for clarity and to better match statutory wording.

GBA(LEGAL) PUBLIC INFORMATION PROGRAM: ACCESS TO PUBLIC INFORMATION

As part of the reorganization of the public information policies, we have made the following changes:

- Deleted provisions that are duplicated at other policy codes and added cross-references, if necessary, to improve usability.
- Moved provisions regarding confidentiality based on statutes outside the Public Information Act (Government Code Chapter 552) to the policy code addressing the specific topic.
- Reordered and adjusted provisions for clarity and to better match statutory wording.

GBAA(LEGAL) ACCESS TO PUBLIC INFORMATION: REQUESTS FOR INFORMATION

As part of the reorganization of the GB series, we have made the following changes:

Explanatory Notes

TASB Localized Policy Manual Update 121


Buckholts ISD

- Deleted provisions that are duplicated at other policy codes and added cross-references, if necessary.
- Reordered and adjusted provisions for clarity and to better match statutory wording.

GRA(LEGAL)

RELATIONS WITH GOVERNMENTAL ENTITIES: STATE AND LOCAL GOVERNMENTAL AUTHORITIES

This policy has been revised to include an Education Code provision prohibiting citation of a student alleged to have committed a school offense. Family Code definitions have also been added to support existing content regarding students taken into custody.



Buckholts Independent School District

District Improvement Plan

2023-2024



Mission Statement

Buckholts Independent School District is rich in culture, heritage, and tradition. BISD will provide an educational environment that will enable all students to develop essential academic skills for a lifetime. We will produce well-educated students who can pursue higher educational opportunities and who will become responsible citizens in a changing global society by teaching ALL students so that they may learn at their maximum potential.

Vision

Every graduate ready for college, career, and life. Real school. Every day.

BISD students:

- Will be productive members of society who are fully equipped to continue their preparation for the future
- Are confident and self-driven. They have a positive vision of the future and goals needed to achieve their dreams
- Are well rounded academically, physically, and spiritually
- Are proud of their school and community and value learning as a life-long endeavor
- Are creative problem solvers who choose to think critically
- Value and accept diversity
- Feel safe at school

The BISD learning environment provides:

- An evolving and innovative curriculum that meets the diverse needs of all students, and equips them to be positive and contributing members of society
- A highly qualified, dedicated, and caring staff dedicated to children
- Modern technology and training that maximizes learning for all
- Pro-active and effective communication between staff, students, and their guardians that ensures student success
- The optimal staffing and facilities to meet the needs of all students

BISD and the Buckholts community:

- Work together providing resources necessary to achieve a high caliber education
- Recognize the school as the heart of learning, caring, and support for all community members
- Acknowledge education as a privilege and accept the responsibility for upholding the learning process

Table of Contents

Every graduate ready for college, career, and life. Real school. Every day.	2
BISD students:	2
The BISD learning environment provides:	2
BISD and the Buckholts community:	2
Comprehensive Needs Assessment	4
Demographics	4
Student Learning	6
District Processes & Programs	11
Perceptions	13
Priority Problem Statements	14
Goals	16
Goal 1: Buckholts ISD will provide relevant instructional programs with rigorous standards of achievement to prepare all learners for graduation and post-secondary success.	16
Goal 2: All students in Buckholts ISD will be educated in learning environments that are safe, drug-free, and conducive to learning.	22
Goal 3: Buckholts ISD will develop, facilitate, and support strategies to increase the attendance and participation of students, parents, and staff in school-related activities.	24
Goal 4: The percent of 3rd grade students that score Meets grade level or above on STAAR Reading will increase from 0% 2022 to 10% by 2027.	25
Goal 5: The percent of 3rd grade students that score Meets grade level of above on STAAR Math will increase from 0% in 2022 to 10% by 2027.	31

Comprehensive Needs Assessment

Demographics

Demographics Summary

Buckholts ISD is a small rural school district tucked into central Texas. The western boundaries reach to the Milam county line, while the eastern boundaries join up with Cameron ISD. District boundaries encompass over 50 square miles of land. A rich history of agriculture continues to thrive with significant infrastructure in livestock production, poultry production, and crop production. Many families of Buckholts ISD choose to commute into either Cameron, TX or the Temple, TX area for employment opportunities.

BISD enrollment increased for the 2023-2024 school year. BISD has 116 students enrolled in Pre-K through the 12th grade. Buckholts continues to attract students and families with our teacher-student ratio leading to small class sizes and ample opportunity for small group and one-on-one instruction. According to the United States Census Bureau, Buckholts continues to experience a population decline.

The staff of BISD are committed to student achievement. BISD employs over 21 staff members including professional and certificated teaching staff. In 2023-2024, minority staff members made up 10% of the staff population. While instructional staff were predominantly white (100%).

Buckholts ISD had a certified staff retention rate of 74%.

In 2022, Buckholts ISD had a 100% graduation rate with 100% of graduates meet CCMR requirements, by IBC.

Demographics Strengths

BISD continues to take pride in the low student to teacher ratio. The low student to teacher ratio allows for individualized instruction and targeted intervention plans with one-on-one instruction. BISD students are provided with the opportunities and supports to make continuous gains in academic achievement.

Problem Statements Identifying Demographics Needs

Problem Statement 1 (Prioritized): Buckholts ISD continues to struggle to hire teachers in critical needs areas, including special education, secondary math, secondary science and foreign languages. **Root Cause:** Limited applicant pool

Problem Statement 2 (Prioritized): Buckholts ISD continues to have a gap between student/family and teacher demographics. **Root Cause:** Continued lack of minority candidates with qualifications or certifications. Decreased number of people entering the teaching profession.

Problem Statement 3 (Prioritized): Lack of parent/community involvement in the school. **Root Cause:** Parents are working, do not feel comfortable, lack transportation, and encounter language barriers.

Problem Statement 4 (Prioritized): District data reflects ADA sits just below 95%. **Root Cause:** Parent/Guardian lack of understanding that attendance directly correlates to student academic achievement.

Student Learning

Student Learning Summary

State Accountability Rating:

	May 2022 STAAR Mathematics, Grade 3							May 2022 STAAR Reading, Grade 3						
	Total Students	Raw Score	Scale Score	Percent Score	Approaches Grade Level (TX)	Meets Grade Level (TX)	Masters Grade Level (TX)	Total Students	Raw Score	Scale Score	Percent Score	Approaches Grade Level (TX)	Meets Grade Level (TX)	Masters Grade Level (TX)
Buckholts ISD	9	11	1267	34.38%	11.11%	0%	0%	9	13	1279	39.22%	22.22%	0%	0%
Economic Disadvantage	9	11	1267	34.38%	11.11%	0%	0%	9	13	1279	39.22%	22.22%	0%	0%
Hispanic	8	11	1263	33.59%	12.5%	0%	0%	8	14	1283	40.07%	25%	0%	0%
White	1	13	1304	40.63%	0%	0%	0%	1	11	1245	32.35%	0%	0%	0%
Currently Emergent Bilingual	1	7	1194	21.88%	0%	0%	0%	1	23	1432	67.65%	100%	0%	0%
Special Ed Indicator	-	-	-	-	-	-	-	-	-	-	-	-	-	-

May 2022 STAAR Mathematics, Grade 4							May 2022 STAAR Reading, Grade 4						
Total Students	Raw Score	Scale Score	Percent Score	Approaches Grade Level (TX)	Meets Grade Level (TX)	Masters Grade Level (TX)	Total Students	Raw Score	Scale Score	Percent Score	Approaches Grade Level (TX)	Meets Grade Level (TX)	Masters Grade Level (TX)
7	11	1366	31.51%	0%	0%	0%	7	16	1384	45.63%	42.86%	14.29%	0%
7	11	1366	31.51%	0%	0%	0%	7	16	1384	45.63%	42.86%	14.29%	0%
5	11	1374	32.94%	0%	0%	0%	5	17	1390	46.67%	40%	20%	0%
2	10	1345	27.94%	0%	0%	0%	2	16	1369	43.06%	50%	0%	0%
-	-	-	-	-	-	-	-	-	-	-	-	-	-
2	10	1356	29.41%	0%	0%	0%	2	14	1332	37.50%	50%	0%	0%

May 2022 STAAR Mathematics, Grade 5							May 2022 STAAR Reading, Grade 5						May 2022 STAAR Science, Grade 5							
Total Students	Raw Score	Scale Score	Percent Score	Approaches Grade Level (TX)	Meets Grade Level (TX)	Masters Grade Level (TX)	Total Students	Raw Score	Scale Score	Percent Score	Approaches Grade Level (TX)	Meets Grade Level (TX)	Masters Grade Level (TX)	Total Students	Raw Score	Scale Score	Percent Score	Approaches Grade Level (TX)	Meets Grade Level (TX)	Masters Grade Level (TX)
5	16	1494	45.56%	60%	0%	0%	5	25	1531	64.74%	100%	20%	20%	5	17	3378	48.33%	40%	0%	0%
4	16	1485	43.75%	50%	0%	0%	4	22	1487	58.55%	100%	0%	0%	4	15	3241	41.67%	25%	0%	0%
2	13	1438	34.72%	0%	0%	0%	2	24	1504	61.84%	100%	0%	0%	2	19	3463	52.78%	50%	0%	0%
3	19	1532	52.78%	100%	0%	0%	3	25	1548	66.67%	100%	33.33%	33.33%	3	16	3321	45.37%	33.33%	0%	0%
-	-	-	-	-	-	-	-	-	-	-	-	-	-	-	-	-	-	-	-	-
-	-	-	-	-	-	-	-	-	-	-	-	-	-	-	-	-	-	-	-	-

May 2022 STAAR Mathematics, Grade 6							May 2022 STAAR Reading, Grade 6						
Total Students	Raw Score	Scale Score	Percent Score	Approaches Grade Level (TX)	Meets Grade Level (TX)	Masters Grade Level (TX)	Total Students	Raw Score	Scale Score	Percent Score	Approaches Grade Level (TX)	Meets Grade Level (TX)	Masters Grade Level (TX)
-	-	-	-	-	-	-	-	-	-	-	-	-	-

Total Students	Raw Score	Scale Score	Percent Score	Approaches Grade Level (TX)	Meets Grade Level (TX)	Masters Grade Level (TX)	Total Students	Raw Score	Scale Score	Percent Score	Approaches Grade Level (TX)	Meets Grade Level (TX)	Masters Grade Level (TX)
8	20	1630	52.30%	75%	25%	25%	8	27	1614	68.13%	75%	50%	25%
6	19	1604	50%	83.33%	16.67%	16.67%	6	27	1605	66.25%	66.67%	50%	16.67%
4	20	1616	51.97%	75%	25%	25%	4	27	1615	66.88%	75%	50%	25%
4	20	1645	52.63%	75%	25%	25%	4	28	1612	69.38%	75%	50%	25%
-	-	-	-	-	-	-	-	-	-	-	-	-	-
-	-	-	-	-	-	-	-	-	-	-	-	-	-

May 2022 STAAR Mathematics, Grade 7							May 2022 STAAR Reading, Grade 7						
Total Students	Raw Score	Scale Score	Percent Score	Approaches Grade Level (TX)	Meets Grade Level (TX)	Masters Grade Level (TX)	Total Students	Raw Score	Scale Score	Percent Score	Approaches Grade Level (TX)	Meets Grade Level (TX)	Masters Grade Level (TX)
5	12	1522	30%	0%	0%	0%	5	16	1480	37.14%	0%	0%	0%
4	12	1525	30.63%	0%	0%	0%	4	16	1478	36.90%	0%	0%	0%
4	12	1525	30.63%	0%	0%	0%	4	16	1478	36.90%	0%	0%	0%
1	11	1507	27.50%	0%	0%	0%	1	16	1488	38.10%	0%	0%	0%
-	-	-	-	-	-	-	-	-	-	-	-	-	-
1	11	1507	27.50%	0%	0%	0%	1	16	1488	38.10%	0%	0%	0%

May 2022 STAAR Mathematics, Grade 8							May 2022 STAAR Reading, Grade 8						
Total Students	Raw Score	Scale Score	Percent Score	Approaches Grade Level (TX)	Meets Grade Level (TX)	Masters Grade Level (TX)	Total Students	Raw Score	Scale Score	Percent Score	Approaches Grade Level (TX)	Meets Grade Level (TX)	Masters Grade Level (TX)
2	25	1665	59.52%	100%	0%	0%	5	33	1724	75.45%	100%	20%	20%
2	25	1665	59.52%	100%	0%	0%	3	31	1679	70.45%	100%	0%	0%
1	25	1665	59.52%	100%	0%	0%	2	31	1679	70.45%	100%	0%	0%
1	25	1665	59.52%	100%	0%	0%	3	35	1754	78.79%	100%	33.33%	33.33%
-	-	-	-	-	-	-	-	-	-	-	-	-	-
-	-	-	-	-	-	-	-	-	-	-	-	-	-

May 2022 STAAR Science, Grade 8							May 2022 STAAR Social Studies, Grade 8						
Total Students	Raw Score	Scale Score	Percent Score	Approaches Grade Level (TX)	Meets Grade Level (TX)	Masters Grade Level (TX)	Total Students	Raw Score	Scale Score	Percent Score	Approaches Grade Level (TX)	Meets Grade Level (TX)	Masters Grade Level (TX)
5	27	3892	64.76%	80%	20%	20%	5	20	3454	45%	40%	0%	0%
3	27	3827	63.49%	100%	0%	0%	3	18	3346	40.15%	33.33%	0%	0%

2	26	3757	60.71%	100%	0%	0%	2	18	3333	39.77%	50%	0%	0%
3	28	3983	67.46%	66.67%	33.33%	33.33%	3	21	3535	48.48%	33.33%	0%	0%
-	-	-	-	-	-	-	-	-	-	-	-	-	-
-	-	-	-	-	-	-	-	-	-	-	-	-	-

Spring 2022 STAAR EOC, English I							Spring 2022 STAAR EOC, Algebra I						
Total Students	Raw Score	Scale Score	Percent Score	Approaches Grade Level (TX)	Meets Grade Level (TX)	Masters Grade Level (TX)	Total Students	Raw Score	Scale Score	Percent Score	Approaches Grade Level (TX)	Meets Grade Level (TX)	Masters Grade Level (TX)
6	50	4275	74.02%	100%	100%	16.67%	9	36	4114	65.84%	100%	44.44%	22.22%
5	49	4179	71.47%	100%	100%	0%	6	33	3961	60.19%	100%	33.33%	0%
2	48	4144	70.59%	100%	100%	0%	3	30	3863	55.56%	100%	0%	0%
4	52	4341	75.74%	100%	100%	25%	6	38	4239	70.99%	100%	66.67%	33.33%
-	-	-	-	-	-	-	-	-	-	-	-	-	-
-	-	-	-	-	-	-	-	-	-	-	-	-	-

Spring 2022 STAAR EOC, Biology							Spring 2022 STAAR EOC, English II						
Total Students	Raw Score	Scale Score	Percent Score	Approaches Grade Level (TX)	Meets Grade Level (TX)	Masters Grade Level (TX)	Total Students	Raw Score	Scale Score	Percent Score	Approaches Grade Level (TX)	Meets Grade Level (TX)	Masters Grade Level (TX)
7	23	3711	46.57%	71.43%	0%	0%	6	50	4312	73.28%	100%	66.67%	0%
6	23	3678	45%	66.67%	0%	0%	5	49	4258	71.47%	100%	60%	0%
3	23	3709	46.67%	66.67%	0%	0%	2	53	4462	77.94%	100%	100%	0%
4	23	3713	46.50%	75%	0%	0%	4	48	4238	70.96%	100%	50%	0%
1	15	3350	30%	0%	0%	0%	-	-	-	-	-	-	-
1	15	3350	30%	0%	0%	0%	1	56	4582	82.35%	100%	100%	0%

Student Learning Strengths

- Students are making progress.
- Teachers maintain flexible groups and continually review data to design learning opportunities.
- Students are using academic vocabulary.
- Students are taking responsibility for their learning.

Problem Statements Identifying Student Learning Needs

Problem Statement 1 (Prioritized): District data reflects that students are not performing at grade level on assessments. **Root Cause:** Instruction is not always delivered at grade level rigor and lacks grade level independent practice. Instructional practices are not aligned with the level of required technological skills and higher-level thinking required to be successful on assessments. Over use of and reliance on technology integration.

Problem Statement 2 (Prioritized): Decrease in teacher lead discussion and direct instruction including the practices of small group guided instruction. **Root Cause:** Over reliance on technology applications for reteaching and independent practice/work for students.

Problem Statement 3 (Prioritized): District data reflects that a small percentage of graduates are college ready as measured by TSIA-2. **Root Cause:** Lack of student/family awareness and exposure to post-secondary educational opportunities.

Problem Statement 4 (Prioritized): Lack of parent/community involvement in the school. **Root Cause:** Parents are working, do not feel comfortable, lack transportation, and encounter language barriers.

Problem Statement 5 (Prioritized): Buckholts ISD continues to struggle to hire teachers in critical needs areas, including special education, secondary math, secondary science and

foreign languages. **Root Cause:** Limited applicant pool

Problem Statement 6 (Prioritized): Buckholts ISD continues to have a gap between student/family and teacher demographics. **Root Cause:** Continued lack of minority candidates with qualifications or certifications. Decreased number of people entering the teaching profession.

District Processes & Programs

District Processes & Programs Summary

District hiring procedures include: posting of positions on the district website, ESC job-boards, University partnerships, on-line application process including a review of certification, campus team interviews including reference/background checks and recommendations, fingerprinting, and submission to the Board of Trustees for approval.

The Flex Monday Schedule allows for professional development 1.5 days per month.

The district leadership team meets weekly.

Bi-Weekly bulletins are sent out weekly to communication events.

The Flex Monday schedule allows for half day accelerated instruction for all students who require AIPs or are performing below grade level.

District Processes & Programs Strengths

Of the staff, 37% hold a Master's Degree.

Teachers plan and collaborate on Flex Mondays.

Sirius Education 3rd-12th

All K-8th grade students take Art.

All students 9th-12th have Chromebooks

Problem Statements Identifying District Processes & Programs Needs

Problem Statement 1 (Prioritized): Teachers are not able to plan with other teachers for the same grade level or course. **Root Cause:** Due to the size of our district, each teacher is a singleton.

Problem Statement 2 (Prioritized): Lack of parent/community involvement in the school. **Root Cause:** Parents are working, do not feel comfortable, lack transportation, and encounter language barriers.

Problem Statement 3 (Prioritized): Effective and efficient organizational processes and structures are needed to support teacher success. **Root Cause:** Need for process evaluation.

Problem Statement 4 (Prioritized): Teachers are using outdated laptops/desktops. **Root Cause:** New devices for teachers have not been purchased.

Problem Statement 5 (Prioritized): District data reflects there is limited participation in the the district provided dual-credit opportunities. **Root Cause:** Students are apprehensive due to prior poor experience with online only DC opportunities. Students struggle to pass the TSIA-2.

Problem Statement 6 (Prioritized): Teachers are stretched thin and carry heavy workloads. Secondary teachers teach multiple courses in and outside of their content areas. Teachers take on additional responsibilities to help meet the needs of the district. Classroom teachers, drive buses, coach extra curricular activities and serve as directors to district departments.

Root Cause: Decrease in student enrollment creates decrease need in FTEs. Less staff members to carry out the same tasks.

Problem Statement 7 (Prioritized): District facilities require constant repair and maintenance. **Root Cause:** Age of facilities.

Problem Statement 8 (Prioritized): District data reflects ADA sits just below 95%. **Root Cause:** Parent/Guardian lack of understanding that attendance directly correlates to student academic achievement.

Perceptions

Perceptions Summary

The staff retention rate was 74%.

Organizational strengths include, common vision, commitment to all students, constant expectations.

Problem Statements Identifying Perceptions Needs

Problem Statement 1 (Prioritized): High school students do not have tangible post secondary goals. **Root Cause:** Lack of parental involvement in goal setting and educational guidance.

Problem Statement 2 (Prioritized): Lack of parent/community involvement in the school. **Root Cause:** Parents are working, do not feel comfortable, lack transportation, and encounter language barriers.

Problem Statement 3 (Prioritized): Families do not provide learners with support or assistance with school work. **Root Cause:** Language barriers and lack of experience and educational background of parents and guardians.

Problem Statement 4 (Prioritized): Buckholts ISD continues to have a gap between student/family and teacher demographics. **Root Cause:** Continued lack of minority candidates with qualifications or certifications. Decreased number of people entering the teaching profession.

Problem Statement 5 (Prioritized): District data reflects ADA sits just below 95%. **Root Cause:** Parent/Guardian lack of understanding that attendance directly correlates to student academic achievement.

Priority Problem Statements

Problem Statement 1: Buckholts ISD continues to struggle to hire teachers in critical needs areas, including special education, secondary math, secondary science and foreign languages.

Root Cause 1: Limited applicant pool

Problem Statement 1 Areas: Demographics - Student Learning

Problem Statement 2: Buckolts ISD continues to have a gap between student/family and teacher demographics.

Root Cause 2: Continued lack of minority candidates with qualifications or certifications. Decreased number of people entering the teaching profession.

Problem Statement 2 Areas: Demographics - Student Learning - Perceptions

Problem Statement 3: District data reflects ADA sits just below 95%.

Root Cause 3: Parent/Guardian lack of understanding that attendance directly correlates to student academic achievement.

Problem Statement 3 Areas: Demographics - District Processes & Programs - Perceptions

Problem Statement 4: District data reflects that students are not performing at grade level on assessments.

Root Cause 4: Instruction is not always delivered at grade level rigor and lacks grade level independent practice. Instructional practices are not aligned with the level of required technological skills and higher-level thinking required to be successful on assessments. Over use of and reliance on technology integration.

Problem Statement 4 Areas: Student Learning

Problem Statement 5: Decrease in teacher lead discussion and direct instruction including the practices of small group guided instruction.

Root Cause 5: Over reliance on technology applications for reteaching and independent practice/work for students.

Problem Statement 5 Areas: Student Learning

Problem Statement 6: District data reflects that a small percentage of graduates are college ready as measured by TSIA-2.

Root Cause 6: Lack of student/family awareness and exposure to post-secondary educational opportunities.

Problem Statement 6 Areas: Student Learning

Problem Statement 7: Lack of parent/community involvement in the school.

Root Cause 7: Parents are working, do not feel comfortable, lack transportation, and encounter language barriers.

Problem Statement 7 Areas: Demographics - Student Learning - District Processes & Programs - Perceptions

Problem Statement 8: Teachers are not able to plan with other teachers for the same grade level or course.

Root Cause 8: Due to the size of our district, each teacher is a singleton.

Problem Statement 8 Areas: District Processes & Programs

Problem Statement 9: Effective and efficient organizational processes and structures are needed to support teacher success.

Root Cause 9: Need for process evaluation.

Problem Statement 9 Areas: District Processes & Programs

Problem Statement 10: Teachers are using outdated laptops/desktops.

Root Cause 10: New devices for teachers have not been purchased.

Problem Statement 10 Areas: District Processes & Programs

Problem Statement 11: District data reflects there is limited participation in the the district provided dual-credit opportunities.

Root Cause 11: Students are apprehensive due to prior poor experience with online only DC opportunities. Students struggle to pass the TSIA-2.

Problem Statement 11 Areas: District Processes & Programs

Problem Statement 12: Teachers are stretched thin and carry heavy workloads. Secondary teachers teach multiple courses in and outside of their content areas. Teachers take on additional responsibilities to help meet the needs of the district. Classroom teachers, drive buses, coach extra curricular activities and serve as directors to district departments.

Root Cause 12: Decrease in student enrollment creates decrease need in FTEs. Less staff members to carry out the same tasks.

Problem Statement 12 Areas: District Processes & Programs

Problem Statement 13: District facilities require constant repair and maintenance.

Root Cause 13: Age of facilities.

Problem Statement 13 Areas: District Processes & Programs

Problem Statement 14: High school students do not have tangible post secondary goals.

Root Cause 14: Lack of parental involvement in goal setting and educational guidance.

Problem Statement 14 Areas: Perceptions

Problem Statement 15: Families do not provide learners with support or assistance with school work.

Root Cause 15: Language barriers and lack of experience and educational background of parents and guardians.

Problem Statement 15 Areas: Perceptions

Goals

Goal 1: Buckholts ISD will provide relevant instructional programs with rigorous standards of achievement to prepare all learners for graduation and post-secondary success.

Performance Objective 1: Buckholts ISD will meet or exceed state standards for the Texas Accountability System.

High Priority

Evaluation Data Sources: Texas Academic Performance Report (TAPR)

Strategy 1 Details	Reviews			
<p>Strategy 1: Buckholts ISD will refine the RtI implementation to accelerate student academic growth and progress. Strategy's Expected Result/Impact: Increase in student achievement and the percentage of students who meet yearly growth goals. Staff Responsible for Monitoring: Principal</p>	Formative			Summative
	Nov	Jan	Mar	June
	N/A			
Strategy 2 Details	Reviews			
<p>Strategy 2: Buckholts ISD grades K-3 will refine the Tier 3 RtI process of referring students for special education assessment. Strategy's Expected Result/Impact: Increase in special education assessment referrals and student identification. Staff Responsible for Monitoring: Director of Elementary Education</p>	Formative			Summative
	Nov	Jan	Mar	June
	N/A			
Strategy 3 Details	Reviews			
<p>Strategy 3: Buckholts ISD will support and monitor the use of HQIM for Tier 1, Tier 2, and Tier 3 instruction. Strategy's Expected Result/Impact: Increase in student achievement and percentage of students meeting yearly growth goals. Staff Responsible for Monitoring: Principal</p>	Formative			Summative
	Nov	Jan	Mar	June
	N/A			
Strategy 4 Details	Reviews			
<p>Strategy 4: Buckholts will support and monitor the implementation of special education instruction to ensure rigorous and consistent delivery of services. Strategy's Expected Result/Impact: Increase in student achievement and percentage of students meeting yearly growth goals. Staff Responsible for Monitoring: Principal and special education teachers</p>	Formative			Summative
	Nov	Jan	Mar	June
	N/A			



No Progress



Accomplished



Continue/Modify



Discontinue





Goal 1: Buckholts ISD will provide relevant instructional programs with rigorous standards of achievement to prepare all learners for graduation and post-secondary success.

Performance Objective 2: 100% of BISS graduates will continue to obtain CCMR points.

High Priority

HB3 Goal

Evaluation Data Sources: IBC certifications earned. TSIA-2 data. Dual Credit course completion. ASVAB testing data.

Strategy 1 Details	Reviews			
<p>Strategy 1: Buckholts ISD will support the enrollment of students in dual credit options online or with local colleges and require college prep courses for seniors as appropriate.</p> <p>Strategy's Expected Result/Impact: An increase in student enrollment in dual credit courses.</p> <p>Staff Responsible for Monitoring: Principal/Counselor</p> <p>Problem Statements: Student Learning 3 - Perceptions 1</p>	Formative			Summative
	Nov	Jan	Mar	June
	N/A			
Strategy 2 Details	Reviews			
<p>Strategy 2: Buckholts ISD will continue to provide courses that allow students to complete programs of study.</p> <p>Strategy's Expected Result/Impact: Students will complete programs of study that lead to endorsements and industry based certifications.</p> <p>Staff Responsible for Monitoring: Principal and CTE teacher</p> <p>Problem Statements: Perceptions 1</p>	Formative			Summative
	Nov	Jan	Mar	June
	N/A			
Strategy 3 Details	Reviews			
<p>Strategy 3: Buckholts ISD will welcome armed forces recruiters on campus to visit with students.</p> <p>Strategy's Expected Result/Impact: Students exhibit interest in pursuing a future in the military.</p> <p>Staff Responsible for Monitoring: Principal</p>	Formative			Summative
	Nov	Jan	Mar	June
	N/A			
<div style="display: flex; justify-content: space-around; align-items: center;"> <div style="text-align: center;">  No Progress </div> <div style="text-align: center;">  Accomplished </div> <div style="text-align: center;">  Continue/Modify </div> <div style="text-align: center;">  Discontinue </div> </div>				

Performance Objective 2 Problem Statements:

Student Learning

Problem Statement 3: District data reflects that a small percentage of graduates are college ready as measured by TSIA-2. **Root Cause:** Lack of student/family awareness and exposure to post-secondary educational opportunities.

Perceptions





Problem Statement 1: High school students do not have tangible post secondary goals. **Root Cause:** Lack of parental involvement in goal setting and educational guidance.

Goal 1: Buckholts ISD will provide relevant instructional programs with rigorous standards of achievement to prepare all learners for graduation and post-secondary success.

Performance Objective 3: 100% of BISSD seniors will complete FAFSA

High Priority

Evaluation Data Sources: Apply Texas Counselor Portal

Strategy 1 Details	Reviews			
<p>Strategy 1: Buckholts ISD will partner with local colleges to host family FAFSA nights to support students and their guardians with the financial aid application process.</p> <p>Strategy's Expected Result/Impact: 100% of all seniors will successfully complete the FAFSA application.</p> <p>Staff Responsible for Monitoring: Principal Senior class sponsor</p> <p>Problem Statements: Perceptions 3</p>	Formative			Summative
	Nov	Jan	Mar	June
	N/A			
Strategy 2 Details	Reviews			
<p>Strategy 2: Buckholts ISD will designate a teacher to serve as Dual Credit Facilitator. The DC facilitator will provide support to dual credit students to ensure their success in college courses.</p> <p>Strategy's Expected Result/Impact: Increase in the percentage of students who successfully complete dual credit coursework.</p> <p>Staff Responsible for Monitoring: Principal and Superintendent</p> <p>Problem Statements: Student Learning 3</p>	Formative			Summative
	Nov	Jan	Mar	June
	N/A			
<p style="text-align: center;">  No Progress  Accomplished  Continue/Modify  Discontinue </p>				

Performance Objective 3 Problem Statements:





Student Learning
<p>Problem Statement 3: District data reflects that a small percentage of graduates are college ready as measured by TSIA-2. Root Cause: Lack of student/family awareness and exposure to post-secondary educational opportunities.</p>
Perceptions
<p>Problem Statement 3: Families do not provide learners with support or assistance with school work. Root Cause: Language barriers and lack of experience and educational background of parents and guardians.</p>

Goal 1: Buckholts ISD will provide relevant instructional programs with rigorous standards of achievement to prepare all learners for graduation and post-secondary success.

Performance Objective 4: Buckholts ISD will recruit and retain highly qualified teachers and staff in order to reduce the teacher attrition rate from 33% to 25%.

High Priority

Evaluation Data Sources: TAPR Report BISS HR Document





Strategy 1 Details	Reviews			
Strategy 1: Buckholts ISD will be continue to adopt a 4 day instructional week calendar. Staff Responsible for Monitoring: Superintendent	Formative			Summative
	Nov	Jan	Mar	June
	N/A			
<div style="display: flex; justify-content: space-around; align-items: center;"> <div style="text-align: center;">  No Progress </div> <div style="text-align: center;">  Accomplished </div> <div style="text-align: center;">  Continue/Modify </div> <div style="text-align: center;">  Discontinue </div> </div>				

Goal 2: All students in Buckholts ISD will be educated in learning environments that are safe, drug-free, and conducive to learning.

Performance Objective 1: Buckholts ISD will continue to ensure security of declining infrastructures and buildings.

High Priority

Evaluation Data Sources: Campus security checks

Strategy 1 Details	Reviews			
Strategy 1: BISD will continue to repair/replace security features as necessary. Strategy's Expected Result/Impact: Campuses will remain secure. Staff Responsible for Monitoring: Maintenance Director, Superintendent Problem Statements: District Processes & Programs 7	Formative			Summative
	Nov	Jan	Mar	June
	N/A			
<div style="display: flex; justify-content: space-around; align-items: center;">  No Progress  Accomplished  Continue/Modify  Discontinue </div>				

Performance Objective 1 Problem Statements:

District Processes & Programs
Problem Statement 7: District facilities require constant repair and maintenance. Root Cause: Age of facilities.

Goal 2: All students in Buckholts ISD will be educated in learning environments that are safe, drug-free, and conducive to learning.

Performance Objective 2: Buckholts ISD will continue to update facility safety to meet state guidelines and best practice(s).





High Priority

Evaluation Data Sources: State School and Safety Protocol and Campus checks by school administration and local law enforcement.

Goal 3: Buckholts ISD will develop, facilitate, and support strategies to increase the attendance and participation of students, parents, and staff in school-related activities.

Performance Objective 1: Buckholts ISD will increase student attendance to reach a district student attendance rate of 95%

Evaluation Data Sources: PEIMS reports

Strategy 1 Details	Reviews			
<p>Strategy 1: Dean of Students will make contact with families of students who have 3 or more absences within a 3 week period.</p> <p>Strategy's Expected Result/Impact: Increased student attendance will results in increased student achievement.</p> <p>Staff Responsible for Monitoring: Dean of Students, District Attendance Committee, Principal</p> <p>Problem Statements: Demographics 4 - District Processes & Programs 8 - Perceptions 5</p>	Formative			Summative
	Nov	Jan	Mar	June
	N/A			
Strategy 2 Details	Reviews			
<p>Strategy 2: Buckholts ISD will implement attendance incentives district-wide and acknowledge improved attendance.</p> <p>Strategy's Expected Result/Impact: Increased student attendance will results in increased student achievement.</p> <p>Staff Responsible for Monitoring: Dean of Students, District Attendance Committee, Principal</p> <p>Problem Statements: Demographics 4 - District Processes & Programs 8 - Perceptions 5</p>	Formative			Summative
	Nov	Jan	Mar	June
	N/A			
<p style="text-align: center;">  No Progress  Accomplished  Continue/Modify  Discontinue </p>				





Performance Objective 1 Problem Statements:

Demographics
<p>Problem Statement 4: District data reflects ADA sits just below 95%. Root Cause: Parent/Guardian lack of understanding that attendance directly correlates to student academic achievement.</p>
District Processes & Programs
<p>Problem Statement 8: District data reflects ADA sits just below 95%. Root Cause: Parent/Guardian lack of understanding that attendance directly correlates to student academic achievement.</p>
Perceptions
<p>Problem Statement 5: District data reflects ADA sits just below 95%. Root Cause: Parent/Guardian lack of understanding that attendance directly correlates to student academic achievement.</p>

Goal 4: The percent of 3rd grade students that score Meets grade level or above on STAAR Reading will increase from 0% 2022 to 10% by 2027.

Performance Objective 1: The percent of Kindergarten students that score at or above grade level on the Texas Kindergarten Entry Assessment Wave 3 will increase by 10%.

Evaluation Data Sources: CLI Wave 3 reports.

Strategy 1 Details	Reviews			
<p>Strategy 1: BISD teachers will utilize the strategies of the Texas Reading Academy.</p> <p>Strategy's Expected Result/Impact: Students will meet yearly growth projections and overall achievement will increase</p> <p>Staff Responsible for Monitoring: Principal and teachers</p> <p>Problem Statements: Demographics 3 - Student Learning 1, 2, 4 - District Processes & Programs 1, 2, 6 - Perceptions 2, 3</p>	Formative			Summative
	Nov	Jan	Mar	June
	N/A			
Strategy 2 Details	Reviews			
<p>Strategy 2: BISD will provide additional RtI support to ELL students.</p> <p>Strategy's Expected Result/Impact: Implementation will increase performance among students who receive support in this setting.</p> <p>Staff Responsible for Monitoring: Principal, teachers, ESL teachers.</p> <p>Problem Statements: Demographics 2, 3 - Student Learning 1, 4, 6 - District Processes & Programs 2 - Perceptions 2, 3, 4</p>	Formative			Summative
	Nov	Jan	Mar	June
	N/A			
<div style="display: flex; justify-content: space-around; align-items: center;">  No Progress  Accomplished  Continue/Modify  Discontinue </div>				

Performance Objective 1 Problem Statements:

Demographics
<p>Problem Statement 2: Buckholts ISD continues to have a gap between student/family and teacher demographics. Root Cause: Continued lack of minority candidates with qualifications or certifications. Decreased number of people entering the teaching profession.</p> <p>Problem Statement 3: Lack of parent/community involvement in the school. Root Cause: Parents are working, do not feel comfortable, lack transportation, and encounter language barriers.</p>

Student Learning

Problem Statement 1: District data reflects that students are not performing at grade level on assessments. **Root Cause:** Instruction is not always delivered at grade level rigor and lacks grade level independent practice. Instructional practices are not aligned with the level of required technological skills and higher-level thinking required to be successful on assessments. Over use of and reliance on technology integration.

Problem Statement 2: Decrease in teacher lead discussion and direct instruction including the practices of small group guided instruction. **Root Cause:** Over reliance on technology applications for reteaching and independent practice/work for students.

Problem Statement 4: Lack of parent/community involvement in the school. **Root Cause:** Parents are working, do not feel comfortable, lack transportation, and encounter language barriers.

Problem Statement 6: Buckolts ISD continues to have a gap between student/family and teacher demographics. **Root Cause:** Continued lack of minority candidates with qualifications or certifications. Decreased number of people entering the teaching profession.

District Processes & Programs

Problem Statement 1: Teachers are not able to plan with other teachers for the same grade level or course. **Root Cause:** Due to the size of our district, each teacher is a singleton.

Problem Statement 2: Lack of parent/community involvement in the school. **Root Cause:** Parents are working, do not feel comfortable, lack transportation, and encounter language barriers.

Problem Statement 6: Teachers are stretched thin and carry heavy workloads. Secondary teachers teach multiple courses in and outside of their content areas. Teachers take on additional responsibilities to help meet the needs of the district. Classroom teachers, drive buses, coach extra curricular activities and serve as directors to district departments.

Root Cause: Decrease in student enrollment creates decrease need in FTEs. Less staff members to carry out the same tasks.

Perceptions

Problem Statement 2: Lack of parent/community involvement in the school. **Root Cause:** Parents are working, do not feel comfortable, lack transportation, and encounter language barriers.

Problem Statement 3: Families do not provide learners with support or assistance with school work. **Root Cause:** Language barriers and lack of experience and educational background of parents and guardians.





Problem Statement 4: Buckolts ISD continues to have a gap between student/family and teacher demographics. **Root Cause:** Continued lack of minority candidates with qualifications or certifications. Decreased number of people entering the teaching profession.

Goal 4: The percent of 3rd grade students that score Meets grade level or above on STAAR Reading will increase from 0% 2022 to 10% by 2027.

Performance Objective 2: The percent of 1st grade students that score at or above grade level on EOY TPRI will increase by 10% by EOY 2027.

HB3 Goal

Evaluation Data Sources: TPRI EOY reports

Strategy 1 Details	Reviews			
<p>Strategy 1: BISD teachers will utilize the strategies of the Texas Reading Academy. Strategy's Expected Result/Impact: Students will meet yearly growth projections and overall achievement will increase Staff Responsible for Monitoring: Principal and teachers Problem Statements: Demographics 3 - Student Learning 1, 2, 4 - District Processes & Programs 1, 2, 6 - Perceptions 2, 3</p>	Formative			Summative
	Nov	Jan	Mar	June
Strategy 2 Details	Reviews			
<p>Strategy 2: BISD will provide additional RtI support to ELL students. Strategy's Expected Result/Impact: Implementation will increase performance among students who receive support in this setting. Staff Responsible for Monitoring: Principal, teachers, ESL teachers. Problem Statements: Demographics 2, 3 - Student Learning 1, 4, 6 - District Processes & Programs 2 - Perceptions 2, 3, 4</p>	Formative			Summative
	Nov	Jan	Mar	June
Strategy 3 Details	Reviews			
<p>Strategy 3: Buckholts will implement a PK-3 math plan with a targeted focus on the CRA model Strategy's Expected Result/Impact: Increase student growth and achievement in math. Staff Responsible for Monitoring: Principal and teachers. Problem Statements: Demographics 3 - Student Learning 1, 2, 4 - District Processes & Programs 1, 2 - Perceptions 2, 3</p>	Formative			Summative
	Nov	Jan	Mar	June
<p style="text-align: center;">  No Progress  Accomplished  Continue/Modify  Discontinue </p>				

Performance Objective 2 Problem Statements:

Demographics

Problem Statement 2: Buckolts ISD continues to have a gap between student/family and teacher demographics. **Root Cause:** Continued lack of minority candidates with qualifications or certifications. Decreased number of people entering the teaching profession.

Problem Statement 3: Lack of parent/community involvement in the school. **Root Cause:** Parents are working, do not feel comfortable, lack transportation, and encounter language barriers.

Student Learning

Problem Statement 1: District data reflects that students are not performing at grade level on assessments. **Root Cause:** Instruction is not always delivered at grade level rigor and lacks grade level independent practice. Instructional practices are not aligned with the level of required technological skills and higher-level thinking required to be successful on assessments. Over use of and reliance on technology integration.

Problem Statement 2: Decrease in teacher lead discussion and direct instruction including the practices of small group guided instruction. **Root Cause:** Over reliance on technology applications for reteaching and independent practice/work for students.

Problem Statement 4: Lack of parent/community involvement in the school. **Root Cause:** Parents are working, do not feel comfortable, lack transportation, and encounter language barriers.

Problem Statement 6: Buckolts ISD continues to have a gap between student/family and teacher demographics. **Root Cause:** Continued lack of minority candidates with qualifications or certifications. Decreased number of people entering the teaching profession.

District Processes & Programs

Problem Statement 1: Teachers are not able to plan with other teachers for the same grade level or course. **Root Cause:** Due to the size of our district, each teacher is a singleton.

Problem Statement 2: Lack of parent/community involvement in the school. **Root Cause:** Parents are working, do not feel comfortable, lack transportation, and encounter language barriers.

Problem Statement 6: Teachers are stretched thin and carry heavy workloads. Secondary teachers teach multiple courses in and outside of their content areas. Teachers take on additional responsibilities to help meet the needs of the district. Classroom teachers, drive buses, coach extra curricular activities and serve as directors to district departments.

Root Cause: Decrease in student enrollment creates decrease need in FTEs. Less staff members to carry out the same tasks.

Perceptions

Problem Statement 2: Lack of parent/community involvement in the school. **Root Cause:** Parents are working, do not feel comfortable, lack transportation, and encounter language barriers.

Problem Statement 3: Families do not provide learners with support or assistance with school work. **Root Cause:** Language barriers and lack of experience and educational background of parents and guardians.





Problem Statement 4: Buckolts ISD continues to have a gap between student/family and teacher demographics. **Root Cause:** Continued lack of minority candidates with qualifications or certifications. Decreased number of people entering the teaching profession.

Goal 4: The percent of 3rd grade students that score Meets grade level or above on STAAR Reading will increase from 0% 2022 to 10% by 2027.

Performance Objective 3: The percent of 2nd grade students that score at or above grade level on EOY TPRI will increase by 10% by EOY 2027.

HB3 Goal

Evaluation Data Sources: TPRI EOY reports

Strategy 1 Details	Reviews			
<p>Strategy 1: BISD teachers will utilize the strategies of the Texas Reading Academy.</p> <p>Strategy's Expected Result/Impact: Students will meet yearly growth projections and overall achievement will increase</p> <p>Staff Responsible for Monitoring: Principal and teachers</p> <p>Problem Statements: Demographics 3 - Student Learning 1, 2, 4 - District Processes & Programs 1, 2, 6 - Perceptions 2, 3</p>	Formative			Summative
	Nov	Jan	Mar	June
Strategy 2 Details	Reviews			
<p>Strategy 2: BISD will provide additional RtI support to ELL students.</p> <p>Strategy's Expected Result/Impact: Implementation will increase performance among students who receive support in this setting.</p> <p>Staff Responsible for Monitoring: Principal, teachers, ESL teachers.</p> <p>Problem Statements: Demographics 2, 3 - Student Learning 1, 4, 6 - District Processes & Programs 2 - Perceptions 2, 3, 4</p>	Formative			Summative
	Nov	Jan	Mar	June
<p style="text-align: center;">  No Progress  Accomplished  Continue/Modify  Discontinue </p>				

Performance Objective 3 Problem Statements:

Demographics
<p>Problem Statement 2: Buckholts ISD continues to have a gap between student/family and teacher demographics. Root Cause: Continued lack of minority candidates with qualifications or certifications. Decreased number of people entering the teaching profession.</p> <p>Problem Statement 3: Lack of parent/community involvement in the school. Root Cause: Parents are working, do not feel comfortable, lack transportation, and encounter language barriers.</p>

Student Learning

Problem Statement 1: District data reflects that students are not performing at grade level on assessments. **Root Cause:** Instruction is not always delivered at grade level rigor and lacks grade level independent practice. Instructional practices are not aligned with the level of required technological skills and higher-level thinking required to be successful on assessments. Over use of and reliance on technology integration.

Problem Statement 2: Decrease in teacher lead discussion and direct instruction including the practices of small group guided instruction. **Root Cause:** Over reliance on technology applications for reteaching and independent practice/work for students.

Problem Statement 4: Lack of parent/community involvement in the school. **Root Cause:** Parents are working, do not feel comfortable, lack transportation, and encounter language barriers.

Problem Statement 6: Buckolts ISD continues to have a gap between student/family and teacher demographics. **Root Cause:** Continued lack of minority candidates with qualifications or certifications. Decreased number of people entering the teaching profession.

District Processes & Programs

Problem Statement 1: Teachers are not able to plan with other teachers for the same grade level or course. **Root Cause:** Due to the size of our district, each teacher is a singleton.

Problem Statement 2: Lack of parent/community involvement in the school. **Root Cause:** Parents are working, do not feel comfortable, lack transportation, and encounter language barriers.

Problem Statement 6: Teachers are stretched thin and carry heavy workloads. Secondary teachers teach multiple courses in and outside of their content areas. Teachers take on additional responsibilities to help meet the needs of the district. Classroom teachers, drive buses, coach extra curricular activities and serve as directors to district departments.

Root Cause: Decrease in student enrollment creates decrease need in FTEs. Less staff members to carry out the same tasks.

Perceptions

Problem Statement 2: Lack of parent/community involvement in the school. **Root Cause:** Parents are working, do not feel comfortable, lack transportation, and encounter language barriers.

Problem Statement 3: Families do not provide learners with support or assistance with school work. **Root Cause:** Language barriers and lack of experience and educational background of parents and guardians.





Problem Statement 4: Buckolts ISD continues to have a gap between student/family and teacher demographics. **Root Cause:** Continued lack of minority candidates with qualifications or certifications. Decreased number of people entering the teaching profession.

Goal 5: The percent of 3rd grade students that score Meets grade level of above on STAAR Math will increase from 0% in 2022 to 10% by 2027.

Performance Objective 1: The percent of kindergarten students that score at or above grade level on "on track" on Texas Kindergarten Entry Assessment math diagnostic will increase by 10% by EOY 2027.

HB3 Goal

Evaluation Data Sources: exas Kindergarten Entry Assessment math diagnostic report

Strategy 1 Details	Reviews			
Strategy 1: Buckholts will implement a PK-3 math plan with a targeted focus on the CRA model Strategy's Expected Result/Impact: Increase student growth and achievement in math. Staff Responsible for Monitoring: Principal and teachers. Problem Statements: Demographics 3 - Student Learning 1, 2, 4 - District Processes & Programs 1, 2 - Perceptions 2, 3	Formative			Summative
	Nov	Jan	Mar	June
	N/A			
<div style="display: flex; justify-content: space-around; align-items: center;">  No Progress  Accomplished  Continue/Modify  Discontinue </div>				

Performance Objective 1 Problem Statements:

Demographics
Problem Statement 3: Lack of parent/community involvement in the school. Root Cause: Parents are working, do not feel comfortable, lack transportation, and encounter language barriers.
Student Learning
Problem Statement 1: District data reflects that students are not performing at grade level on assessments. Root Cause: Instruction is not always delivered at grade level rigor and lacks grade level independent practice. Instructional practices are not aligned with the level of required technological skills and higher-level thinking required to be successful on assessments. Over use of and reliance on technology integration.
Problem Statement 2: Decrease in teacher lead discussion and direct instruction including the practices of small group guided instruction. Root Cause: Over reliance on technology applications for reteaching and independent practice/work for students.
Problem Statement 4: Lack of parent/community involvement in the school. Root Cause: Parents are working, do not feel comfortable, lack transportation, and encounter language barriers.
District Processes & Programs
Problem Statement 1: Teachers are not able to plan with other teachers for the same grade level or course. Root Cause: Due to the size of our district, each teacher is a singleton.

District Processes & Programs

Problem Statement 2: Lack of parent/community involvement in the school. **Root Cause:** Parents are working, do not feel comfortable, lack transportation, and encounter language barriers.

Perceptions

Problem Statement 2: Lack of parent/community involvement in the school. **Root Cause:** Parents are working, do not feel comfortable, lack transportation, and encounter language barriers.





Problem Statement 3: Families do not provide learners with support or assistance with school work. **Root Cause:** Language barriers and lack of experience and educational background of parents and guardians.

Goal 5: The percent of 3rd grade students that score Meets grade level of above on STAAR Math will increase from 0% in 2022 to 10% by 2027.

Performance Objective 2: The percent of 1st grade students that score at or above grade level on "on track" on Renaissance math diagnostic will increase by 10% by EOY 2027.

HB3 Goal

Evaluation Data Sources: Renaissance Math Diagnostic Report

Strategy 1 Details	Reviews			
<p>Strategy 1: Buckholts will implement a PK-3 math plan with a targeted focus on the CRA model</p> <p>Strategy's Expected Result/Impact: Increase student growth and achievement in math.</p> <p>Staff Responsible for Monitoring: Principal and teachers.</p> <p>Problem Statements: Demographics 3 - Student Learning 1, 2, 4 - District Processes & Programs 1, 2 - Perceptions 2, 3</p>	Formative			Summative
	Nov	Jan	Mar	June
<p style="text-align: center;">  No Progress  Accomplished  Continue/Modify  Discontinue </p>				

Performance Objective 2 Problem Statements:

Demographics
<p>Problem Statement 3: Lack of parent/community involvement in the school. Root Cause: Parents are working, do not feel comfortable, lack transportation, and encounter language barriers.</p>
Student Learning
<p>Problem Statement 1: District data reflects that students are not performing at grade level on assessments. Root Cause: Instruction is not always delivered at grade level rigor and lacks grade level independent practice. Instructional practices are not aligned with the level of required technological skills and higher-level thinking required to be successful on assessments. Over use of and reliance on technology integration.</p>
<p>Problem Statement 2: Decrease in teacher lead discussion and direct instruction including the practices of small group guided instruction. Root Cause: Over reliance on technology applications for reteaching and independent practice/work for students.</p>
<p>Problem Statement 4: Lack of parent/community involvement in the school. Root Cause: Parents are working, do not feel comfortable, lack transportation, and encounter language barriers.</p>
District Processes & Programs
<p>Problem Statement 1: Teachers are not able to plan with other teachers for the same grade level or course. Root Cause: Due to the size of our district, each teacher is a singleton.</p>

District Processes & Programs

Problem Statement 2: Lack of parent/community involvement in the school. **Root Cause:** Parents are working, do not feel comfortable, lack transportation, and encounter language barriers.

Perceptions

Problem Statement 2: Lack of parent/community involvement in the school. **Root Cause:** Parents are working, do not feel comfortable, lack transportation, and encounter language barriers.





Problem Statement 3: Families do not provide learners with support or assistance with school work. **Root Cause:** Language barriers and lack of experience and educational background of parents and guardians.

Goal 5: The percent of 3rd grade students that score Meets grade level of above on STAAR Math will increase from 0% in 2022 to 10% by 2027.

Performance Objective 3: The percent of 2nd grade students that score at or above grade level on "on track" on Renaissance math diagnostic will increase by 10% by EOY 2027.

HB3 Goal

Evaluation Data Sources: Renaissance Math Diagnostic Report

Strategy 1 Details	Reviews			
<p>Strategy 1: Buckholts will implement a PK-3 math plan with a targeted focus on the CRA model</p> <p>Strategy's Expected Result/Impact: Increase student growth and achievement in math.</p> <p>Staff Responsible for Monitoring: Principal and teachers.</p> <p>Problem Statements: Demographics 3 - Student Learning 1, 2, 4 - District Processes & Programs 1, 2 - Perceptions 2, 3</p>	Formative			Summative
	Nov	Jan	Mar	June
<p style="text-align: center;">  No Progress  Accomplished  Continue/Modify  Discontinue </p>				

Performance Objective 3 Problem Statements:

Demographics
<p>Problem Statement 3: Lack of parent/community involvement in the school. Root Cause: Parents are working, do not feel comfortable, lack transportation, and encounter language barriers.</p>
Student Learning
<p>Problem Statement 1: District data reflects that students are not performing at grade level on assessments. Root Cause: Instruction is not always delivered at grade level rigor and lacks grade level independent practice. Instructional practices are not aligned with the level of required technological skills and higher-level thinking required to be successful on assessments. Over use of and reliance on technology integration.</p>
<p>Problem Statement 2: Decrease in teacher lead discussion and direct instruction including the practices of small group guided instruction. Root Cause: Over reliance on technology applications for reteaching and independent practice/work for students.</p>
<p>Problem Statement 4: Lack of parent/community involvement in the school. Root Cause: Parents are working, do not feel comfortable, lack transportation, and encounter language barriers.</p>
District Processes & Programs
<p>Problem Statement 1: Teachers are not able to plan with other teachers for the same grade level or course. Root Cause: Due to the size of our district, each teacher is a singleton.</p>

District Processes & Programs

Problem Statement 2: Lack of parent/community involvement in the school. **Root Cause:** Parents are working, do not feel comfortable, lack transportation, and encounter language barriers.

Perceptions

Problem Statement 2: Lack of parent/community involvement in the school. **Root Cause:** Parents are working, do not feel comfortable, lack transportation, and encounter language barriers.

Problem Statement 3: Families do not provide learners with support or assistance with school work. **Root Cause:** Language barriers and lack of experience and educational background of parents and guardians.