

**AGENDA**  
**BOARD OF TRUSTEES Regular Meeting**

**November 17, 2020 - 7:00 PM**  
**303 EAST FIFTH STREET**  
**FERRIS, TEXAS 75125**

I.	CALL TO ORDER OBSERVING THE PRESENCE OF A QUORUM	
II.	ACTION ITEM: CANVASS TRUSTEE AND BOND ELECTION RETURNS AND DECLARE OFFICIAL RESULTS	3
III.	ACTION ITEM: ADMINISTER OATH OF OFFICE TO RE-ELECTED TRUSTEES AND CONSIDER REORGANIZATION OF THE BOARD	23
IV.	CONSENT AGENDA	
	A. MINUTES OF OCTOBER 20, 2020 REGULAR MEETING	24
	B. OCTOBER CHECK PAYMENT LIST AND BOARD FINANCIAL REPORT	28
	C. PURCHASES EXCEEDING \$25,000: ESTES ELECTRIC \$47,276.91 AND TASB RISK MANAGEMENT \$233,346	83
V.	DISTRICT EXCELLENCE:	85
VI.	AUDIENCE FOR GUEST: NON-AGENDA ITEMS ONLY	
VII.	INFORMATION ITEM: BILINGUAL, ESL, AND STATE COMPENSATORY ANNUAL REPORTS	86
VIII.	PUBLIC HEARINGS: ACCELERATED INSTRUCTIONAL PROGRAMS AND FINANCIAL INTEGRITY RATING (FIRST)	135
IX.	ACTION ITEM: CONSIDER REVISION TO POLICY DHE(LOCAL) EXPANDING DRUG AND ALCOHOL TESTING FOR EMPLOYEES	147
X.	ACTION ITEM: CONSIDER APPOINTMENT OF A FACILITY NAMING COMMITTEE	150
XI.	OLD BUSINESS	
	A. UPDATES ON FACE-TO-FACE AND VIRTUAL INSTRUCTION	151
	B. COVID POSITIVITY UPDATE	156
	C. TEA COVID RAPID TESTING PROGRAM	157
XII.	NEW BUSINESS AND SUPERINTENDENT REPORTS	
	A. ENROLLMENT REPORTS	175
	B. FUTURE GROWTH AND FACILITY NEEDS	
XIII.	CLOSED SESSION AS AUTHORIZED BY TEXAS OPEN MEETINGS ACT, GOVERNMENT CODE SECTION 551.074 AND 551.076	
	A. PERSONNEL: EMPLOYMENT OF ADMINISTRATIVE AND TEACHING STAFF INCLUDING ASSIGNMENTS, REASSIGNMENTS, RESIGNATIONS, RETIREMENTS, TERMINATIONS, NON-RENEWALS AND COMPENSATION	
	1. COVID PAY SUPPLEMENT	
	2. SUPERINTENDENT EVALUATION INSTRUMENT	176

- B. SAFETY AND SECURITY AUDIT
- XIV. RETURN TO OPEN SESSION TO DISCUSS AND TAKE ANY ACTION  
NECESSARY FROM CLOSED SESSION DELIBERATIONS
- XV. ADJOURN

**THIS NOTICE WAS POSTED IN COMPLIANCE WITH THE TEXAS OPEN MEETINGS ACT AT  
November 13 by 7:00 pm..**

---

**Note:** If the district is subject to a court order or other binding legal determination, the district shall conduct its elections in accordance with that court order or determination, applicable law, and this policy. To the extent of any conflict, the court order or other legal determination shall prevail. [See BBB(LOCAL)]

---

**Tie Votes**

Second Election

In an election requiring a plurality, if two or more candidates for the same office tie for the number of votes required to be elected, a second election to fill the office shall be held in accordance with the deadlines and other requirements of Election Code 2.002.

Other Options

*Casting Lots*

The tying candidates may agree to cast lots to resolve the tie. The agreement must be filed with the board. The board president shall supervise the casting of lots.

*Withdrawal*

A tying candidate may resolve the tie by filing with the board a signed and acknowledged written statement of withdrawal. On receipt of the statement, the remaining candidate is the winner, and a second election or casting of lots is not held.

Automatic Recount

If the tie is not resolved by casting lots or withdrawal, an automatic recount shall be conducted under Election Code Chapter 216 before the second election is held.

*Election Code 2.002*

**Runoff Election**

In a district in which trustees are elected by majority vote under Education Code 11.057(c) [see BBB], if no candidate for a particular office receives the vote necessary to be elected, a runoff election for that office is required. *Election Code 2.021 et seq.*

If the candidates in a runoff election tie, an automatic recount shall be conducted under Election Code Chapter 216. If the recount does not resolve the tie, the tied candidates shall cast lots to determine the winner. The board president shall supervise the casting of lots. A tying candidate may resolve the tie by filing with the board president a signed and acknowledged written statement of withdrawal. On receipt of the statement, the remaining candidate is the winner, and a casting of lots is not held. *Election Code 2.028*

**Ballot Order**

The order of the candidates' names on the ballot of any resulting runoff election or election held to resolve a tie vote shall be the relative order of names on the original election ballot. *Election Code 2.002(d), 52.094(a)*

**Recounts**

The district shall conduct an authorized recount in accordance with Election Code Title 13. *Election Code 211.001*

A candidate in a board election may obtain an initial recount in an election if the difference in the number of votes received by the candidate and any candidate for the office who is shown by the election returns to be elected, tied, or entitled to a place on a runoff ballot, if applicable, is less than ten percent of that candidate's number of votes, or the total number of votes received by all candidates for the office is less than 1,000. *Election Code 212.022*

A ground for obtaining an initial recount is not required to obtain an initial recount of electronic voting system results. A candidate may obtain an initial recount of electronic voting system results in an election only if the candidate is shown by the election returns not to be elected. *Election Code 212.0241*

An initial recount may not be conducted unless an authorized candidate submits a petition for the recount to the presiding officer of the local canvassing authority in accordance with Election Code Chapter 212, Subchapter B, accompanied by a deposit to cover the costs of the recount in accordance with Subchapter E. *Election Code 212.025, .026, .111*

#### Effect of Petition

The submission of a recount petition before a board completes its canvass does not delay the canvass for the office involved in the recount. The board shall make a notation on the tabulation of any office involved in a recount. The submission of a recount petition delays the issuance of a certificate of election and qualification for the office involved in the recount pending completion of the recount. A candidate may not qualify for an office involved in a recount before completion of the recount. This provision does not affect a candidate who has received a certificate of election and qualified for office before the submission of a recount petition involving the office. *Election Code 212.033, .0331*

### Canvass Returns

#### General Rule

Except as provided below, a board shall convene to conduct the local canvass at the time set by the presiding officer not later than the 11th day after election day and not earlier than the later of:

1. The third day after election day;
2. The date on which the early voting ballot board has verified and counted all provisional ballots, if a provisional ballot has been cast in the election; or
3. The date on which all timely received ballots cast from addresses outside of the United States are counted, if a ballot to be voted by mail in the election was provided to a person outside of the United States.

*Election Code 67.003(b)*

ELECTIONS  
POST-ELECTION PROCEDURES

BBBB  
(LEGAL)

November Election—Even-Numbered Years	For an election held on the date of the general election for state and county officers (the first Tuesday after the first Monday in November in even-numbered years under Election Code 41.002), the time for the canvass may be set not later than the 14th day after election day. <i>Election Code 65.051(a-1), 67.003(c)</i>
Quorum for Canvass	Two members of a board constitute a quorum for purposes of canvassing an election.  At the time set for convening the board for the local canvass, the presiding officer shall deliver the sealed precinct returns to the board. The board shall open the returns for each precinct and canvass them as provided by Election Code 67.004.
Minutes	The presiding officer shall note the completion of the canvass in the minutes or in the recording required by the Open Meetings Act (Government Code 551.021). [See BE]  <i>Election Code 67.004(a), (g)</i>
<b>Certificate of Election</b>	After the completion of a canvass, the presiding officer shall prepare a certificate of election for each candidate who is elected to an office for which the official result is determined by the board's canvass. A certificate of election must contain: <ol style="list-style-type: none"><li>1. The candidate's name;</li><li>2. The office to which the candidate is elected;</li><li>3. A statement of election to an unexpired term, if applicable;</li><li>4. The date of the election;</li><li>5. The signature of the officer preparing the certificate; and</li><li>6. Any seal used by the officer preparing the certificate to authenticate documents that the officer executes or certifies.</li></ol> The authority preparing a certificate of election shall promptly deliver it to the person for whom it is prepared, subject to the submission of a recount petition. [See Effect of Petition, above]  A certificate of election may not be issued to a person who has been declared ineligible to be elected to the office.  <i>Election Code 67.016</i>
Certificate for Unopposed Candidate	A certificate of election shall be issued to each unopposed candidate declared elected in the same manner and at the same time as provided for a candidate elected at the election. The candidate must qualify for the office in the same manner as provided for a

candidate elected at the election. *Election Code 2.053(e)* [See BBBA regarding the election of an unopposed candidate.]

**Officer's Statement**

All elected and appointed board members, before taking the oath or affirmation of office and entering upon the duties of office, shall sign the required officer's statement. The statement shall be retained with the official records of the office. *Tex. Const. Art. XVI, Sec. 1(b), (c)*

**Oath of Office**

All elected and appointed trustees, before they enter upon the duties of the office, shall take the official oath or affirmation of office. Newly elected trustees shall file their official oaths with the board president. *Tex. Const. Art. XVI, Sec. 1(a); Education Code 11.061(a)*

The oath may be administered and a certificate of the fact given by the individuals listed at Government Code 602.002, including:

1. A judge, retired judge, or clerk of a municipal court.
2. A judge, retired judge, senior judge, clerk, or commissioner of a court of record.
3. A justice of the peace or clerk of a justice court.
4. A notary public.

*Gov't Code 602.002*

**Election Records**

Except as otherwise provided by the Election Code, a district shall preserve the precinct election records distributed to it for at least 22 months after election day. *Election Code 66.058(a)* [See CPC]

**Destruction of Records**

After expiration of the prescribed period for preserving election records under the Election Code, the records may be destroyed or otherwise disposed of unless, at the expiration of the preservation period, an election contest or a criminal investigation or proceeding connected with the election is pending. In that case, the records shall be preserved until the contest, investigation, or proceeding is completed and the judgment, if any, becomes final. *Election Code 1.013*

**CERTIFICATE REGARDING ADOPTION OF AN ORDER CANVASSING BOND ELECTION**

THE STATE OF TEXAS  
ELLIS AND DALLAS COUNTIES  
FERRIS INDEPENDENT SCHOOL DISTRICT

We, the undersigned officers of the Board of Trustees (the "Board") of the Ferris Independent School District (the "District"), hereby certify as follows:

1. The Board of Trustees of the District convened in a regular meeting on November 17, 2020, at the regular designated meeting place, and the roll was called of the duly constituted officers and members of the Board, to wit:

Robert Scott, President	Rico Rodriguez, Vice President
Lee Longino, Secretary	Mike Moffitt, Member
Richard Sasser, Member	Nancy Jane Salmon, Member
Nick Hamm, Member	

and all of the persons were present except \_\_\_\_\_ thus constituting a quorum. Whereupon, among other business, the following was transacted at the Meeting: a written

**ORDER CANVASSING BOND SPECIAL ELECTION**

was duly introduced for the consideration of the Board. It was then duly moved and seconded that said Order be passed; and, after due discussion, said motion, carrying with it the passage of said Order, prevailed and carried, with all members of said Board shown present above voting "Aye," except as noted below:

NAYS: \_\_\_\_\_ ABSTENTIONS: \_\_\_\_\_

2. A true, full and correct copy of the aforesaid Order passed at the meeting described above is attached to and follows this Certificate; that the Order has been duly recorded in the Board's minutes of the meeting; that the above and foregoing paragraph is a true, full and correct excerpt from the Board's minutes of the meeting pertaining to the passage of the Order; that the persons named in the above and foregoing paragraph are the duly chosen, qualified and acting officers and members of the Board as indicated therein; that each of the officers and members of the Board was duly and sufficiently notified officially and personally, in advance, of the time, place and purpose of the aforesaid meeting, and that the Order would be introduced and considered for passage at the meeting, and each of the officers and members consented, in advance, to the holding of the meeting for such purpose; that the meeting was open to the public and public notice of the time, place and purpose of the meeting as given, all as required by Chapter 551, Texas Government Code.

SIGNED AND SEALED ON NOVEMBER 17, 2020.

---

Secretary, Board of Trustees

---

President, Board of Trustees

(DISTRICT SEAL)

**ORDER CANVASSING NOVEMBER 3, 2020 SPECIAL ELECTION**

WHEREAS, this Board of Trustees ordered an election to be held in the Ferris Independent School District on November 3, 2020, on the proposition hereinafter stated, and has authorized all matters pertaining to said election, including the ordering, giving notice, officers, holding and making returns of said election; and

WHEREAS, the election officers who held said election have duly made the returns of the result thereof, and said returns have been duly delivered to said Board of Trustees.

WHEREAS, it is hereby officially found and determined that the meeting at which this Order was adopted was open to the public, and public notice of the time, place and purpose of said meeting was given, all as required by Chapter 551, Texas Government Code.

THEREFORE, BE IT ORDERED BY THE BOARD OF TRUSTEES OF FERRIS INDEPENDENT SCHOOL DISTRICT:

1. That the Board of Trustees officially finds and determines that said election was duly ordered, that proper notice of said election was duly given, that proper election officers were duly appointed prior to said election, that said election was duly held, that the District has complied with the Federal Voting Rights Act and the Texas Election Code, that due returns of the result of said election have been made and delivered, and that the Board of Trustees has duly canvassed said returns, all in accordance with law and the Order calling said election.

2. That the Board of Trustees officially finds and determines that the following votes were cast at said election, on the submitted PROPOSITIONS by the resident, qualified electors of said District, who voted at the election:

\_\_\_\_\_ VOTES: FOR                      \_\_\_\_\_ VOTES: AGAINST

FERRIS INDEPENDENT SCHOOL DISTRICT SPECIAL ELECTION  
FERRIS INDEPENDENT SCHOOL DISTRICT PROPOSITION A

Shall the Board of Trustees of the Ferris Independent School District be authorized to issue the bonds of the District, in one or more series, in the aggregate principal amount of \$8,000,000 for the purpose of acquiring, constructing, renovating and equipping school facilities in the District, with the bonds to mature, bear interest, and be issued and sold in accordance with law at the time of issuance; and shall the Board of Trustees be authorized to levy and pledge, and cause to be assessed and collected, annual ad valorem taxes, on all taxable property in the District, sufficient, without limit as to rate or amount, to pay the principal of and interest on the bonds and the cost of any credit agreements executed in connection with the bonds?

\_\_\_\_\_ VOTES: FOR

\_\_\_\_\_ VOTES: AGAINST

FERRIS INDEPENDENT SCHOOL DISTRICT SPECIAL ELECTION  
FERRIS INDEPENDENT SCHOOL DISTRICT PROPOSITION B

Shall the Board of Trustees of the Ferris Independent School District be authorized to issue the bonds of the District, in one or more series, in the aggregate principal amount of \$4,000,000 for the purpose of acquiring, constructing and equipping a multi-purpose indoor practice facility and weightroom, with the bonds to mature, bear interest, and be issued and sold in accordance with law at the time of issuance; and shall the Board of Trustees be authorized to levy and pledge, and cause to be assessed and collected, annual ad valorem taxes, on all taxable property in the District, sufficient, without limit as to rate or amount, to pay the principal of and interest on the bonds and the cost of any credit agreements executed in connection with the bonds?

3. That the Board of Trustees officially finds, determines and declares the result of said election to be that the aforesaid Proposition A HAS NOT received a favorable majority vote and therefore the aforesaid Proposition A has FAILED.

4. That the Board of Trustees officially finds, determines and declares the result of said election to be that the aforesaid Proposition B HAS NOT received a favorable majority vote and therefore the aforesaid Proposition B has FAILED.



## ELLIS COUNTY ELECTIONS

Jana Onyon, CERA  
Elections Administrator

204 E Jefferson Street      Bus. (972) 825-5195  
Waxahachie, TX 75165      Fax (972) 923-5194  
Email elections@co.ellis.tx.us

### Ferris ISD General and Special Election November 3, 2020 Election Returns (Ellis County Portion)

I, Jana Onyon, Ellis County Elections Administrator, do hereby certify the following official results to be a true and correct tally for the November 3, 2020 Election results for the canvassing authority.

Precincts Counted	9
Registered Voters	5,715
Ballots Cast	3,620
Voter Turnout	63.34%

Witness my hand and seal this 10<sup>th</sup> day of November 2020.



A handwritten signature in blue ink, appearing to read "Jana Onyon", written over a horizontal line.

Jana Onyon, Elections Administrator

**Ferris ISD Summary Results Report**  
**General and Special Elections (Ellis County Portion Only)**  
**November 3, 2020**

**OFFICIAL RESULTS**

**Ellis County, Texas**

**STATISTICS**

	<b>TOTAL</b>	<b>Absentee</b>	<b>Early Voting in Person</b>	<b>Election Day</b>
Registered Voters - Total	5,715			
Ballots Cast - Total	3,620	235	2,751	634
Voter Turnout - Total	63.34%			

**Ferris ISD Summary Results Report**  
**General and Special Elections (Ellis County Portion Only)**  
**November 3, 2020**

**OFFICIAL RESULTS**

**Ellis County, Texas**

**Ferris ISD Trustees, PI 6 (Ellis Co. Portion Only)**

Vote For 1

	TOTAL	VOTE %	Absentee	Early Voting in Person	Election Day
Ricardo "Rico" Rodriguez	1,631	53.58%	81	1,221	329
Justin Patterson	1,413	46.42%	78	1,096	239
<b>Total Votes Cast</b>	<b>3,044</b>	<b>100.00%</b>	<b>159</b>	<b>2,317</b>	<b>568</b>
Overvotes	0		0	0	0
Undervotes	576		76	434	66

**Ferris ISD Trustees, PI 7 (Ellis Co. Portion Only)**

Vote For 1

	TOTAL	VOTE %	Absentee	Early Voting in Person	Election Day
Edward C. McFadden	1,456	47.61%	73	1,111	272
Lee Longino	1,602	52.39%	92	1,223	287
<b>Total Votes Cast</b>	<b>3,058</b>	<b>100.00%</b>	<b>165</b>	<b>2,334</b>	<b>559</b>
Overvotes	0		0	0	0
Undervotes	562		70	417	75

**Ferris ISD Trustees, PI 2, Unexp. (Ellis Co. Portion Only)**

Vote For 1

	TOTAL	VOTE %	Absentee	Early Voting in Person	Election Day
Richard Sasser	2,823	100.00%	112	2,179	532
<b>Total Votes Cast</b>	<b>2,823</b>	<b>100.00%</b>	<b>112</b>	<b>2,179</b>	<b>532</b>
Overvotes	0		0	0	0
Undervotes	797		123	572	102

**Ferris ISD Summary Results Report**  
**General and Special Elections (Ellis County Portion Only)**  
**November 3, 2020**

**OFFICIAL RESULTS**

**Ellis County, Texas**

**Ferris ISD Prop A (Ellis Co. Portion Only)**

Vote For 1

	TOTAL	VOTE %	Absentee	Early Voting in Person	Election Day
For	1,377	39.86%	62	1,056	259
Against	2,078	60.14%	151	1,575	352
<b>Total Votes Cast</b>	<b>3,455</b>	<b>100.00%</b>	<b>213</b>	<b>2,631</b>	<b>611</b>
Overvotes	0		0	0	0
Undervotes	165		22	120	23

**Ferris ISD Prop B (Ellis Co. Portion Only)**

Vote For 1

	TOTAL	VOTE %	Absentee	Early Voting in Person	Election Day
For	1,186	34.60%	52	894	240
Against	2,242	65.40%	159	1,714	369
<b>Total Votes Cast</b>	<b>3,428</b>	<b>100.00%</b>	<b>211</b>	<b>2,608</b>	<b>609</b>
Overvotes	0		0	0	0
Undervotes	192		24	143	25

	STATISTICS		
	Registered Voters - Total	Ballots Cast - Total	Voter Turnout - Total
137 -5160	434	317	73.04%
142 -5195	440	246	55.91%
143 -5205	222	157	70.72%
143 -5207	4	4	100%
147 -5220	163	122	74.85%
148 -5228	1,634	1,027	62.85%
148 -5229	1,296	771	59.49%
149 -5237	1,251	779	62.27%
149 -5239	271	197	72.69%
<b>Totals</b>	<b>5,715</b>	<b>3,620</b>	

Ferris ISD Results by Precinct  
 General and Special Elections  
 November 3, 2020

OFFICIAL RESULTS

Ellis County, Texas

	Ferris ISD Trustees, PI 6 (Ellis Co. Portion Only)					Ferris ISD Trustees, PI 7 (Ellis Co. Portion Only)					Ferris ISD Trustees, PI 2, Unexp. (Ellis Co. Portion Only)				
	VOTE FOR 1					VOTE FOR 1					VOTE FOR 1				
	Ricardo "Rico" Rodriguez	Justin Patterson	Total Votes Cast	Overvotes	Undervotes	Edward C. McFadden	Lee Longino	Total Votes Cast	Overvotes	Undervotes	Richard Sasser	Total Votes Cast	Overvotes	Undervotes	
137 -5160	106	148	254	0	63	124	138	262	0	55	249	249	0	68	
142 -5195	135	71	206	0	40	102	100	202	0	44	185	185	0	61	
143 -5205	58	60	118	0	39	93	29	122	0	35	114	114	0	43	
143 -5207	0	3	3	0	1	2	0	2	0	2	2	2	0	2	
147 -5220	47	52	99	0	23	71	29	100	0	22	99	99	0	23	
148 -5228	472	380	852	0	175	438	381	819	0	208	778	778	0	249	
148 -5229	385	293	678	0	93	288	401	689	0	82	620	620	0	151	
149 -5237	344	318	662	0	117	273	413	686	0	93	615	615	0	164	
149 -5239	84	88	172	0	25	65	111	176	0	21	161	161	0	36	
<b>Totals</b>	<b>1,631</b>	<b>1,413</b>	<b>3,044</b>	<b>0</b>	<b>576</b>	<b>1,456</b>	<b>1,602</b>	<b>3,058</b>	<b>0</b>	<b>562</b>	<b>2,823</b>	<b>2,823</b>	<b>0</b>	<b>797</b>	

	Ferris ISD Prop A (Ellis Co. Portion Only)					Ferris ISD Prop B (Ellis Co. Portion Only)				
	VOTE FOR 1					VOTE FOR 1				
	For	Against	Total Votes Cast	Overvotes	Undervotes	For	Against	Total Votes Cast	Overvotes	Undervotes
137 -5160	91	211	302	0	15	70	230	300	0	17
142 -5195	105	124	229	0	17	90	141	231	0	15
143 -5205	54	95	149	0	8	42	105	147	0	10
143 -5207	2	2	4	0	0	1	3	4	0	0
147 -5220	45	68	113	0	9	35	77	112	0	10
148 -5228	390	587	977	0	50	338	627	965	0	62
148 -5229	321	419	740	0	31	290	444	734	0	37
149 -5237	294	456	750	0	29	258	487	745	0	34
149 -5239	75	116	191	0	6	62	128	190	0	7
<b>Totals</b>	<b>1,377</b>	<b>2,078</b>	<b>3,455</b>	<b>0</b>	<b>165</b>	<b>1,186</b>	<b>2,242</b>	<b>3,428</b>	<b>0</b>	<b>192</b>

**STATISTICS**

	TOTAL	EV In-Person	EV Mail	Election Day	EV-ED Provisional
Registered Voters - Total	74				
Ballots Cast - Total	42	35	0	7	0
Voter Turnout - Total	56.76%				

**Ferris ISD Member of Board of Trustees, PI 6**

Vote For 1

	TOTAL	VOTE %	EV In-Person	EV Mail	Election Day	EV-ED Provisional
Ricardo "Rico" Rodriguez	15	50.00%	12	0	3	0
Justin Patterson	15	50.00%	12	0	3	0
<b>Total Votes Cast</b>	<b>30</b>	<b>100.00%</b>	<b>24</b>	<b>0</b>	<b>6</b>	<b>0</b>
Overvotes	0		0	0	0	0
Undervotes	12		11	0	1	0

**Ferris ISD Member of Board of Trustees, PI 7**

Vote For 1

	TOTAL	VOTE %	EV In-Person	EV Mail	Election Day	EV-ED Provisional
Edward C. McFadden	14	46.67%	11	0	3	0
Lee Longino	16	53.33%	12	0	4	0
<b>Total Votes Cast</b>	<b>30</b>	<b>100.00%</b>	<b>23</b>	<b>0</b>	<b>7</b>	<b>0</b>
Overvotes	0		0	0	0	0
Undervotes	12		12	0	0	0

**Ferris ISD Member of Board of Trustees, PI 2, Unex Term Ferris ISD**

Vote For 1

	TOTAL	VOTE %	EV In-Person	EV Mail	Election Day	EV-ED Provisional
Richard Sasser	30	100.00%	23	0	7	0
<b>Total Votes Cast</b>	<b>30</b>	<b>100.00%</b>	<b>23</b>	<b>0</b>	<b>7</b>	<b>0</b>
Overvotes	0		0	0	0	0
Undervotes	12		12	0	0	0

**Ferris ISD Proposition A**

Vote For 1

	TOTAL	VOTE %	EV In-Person	EV Mail	Election Day	EV-ED Provisional
For	17	42.50%	14	0	3	0
Against	23	57.50%	19	0	4	0
<b>Total Votes Cast</b>	<b>40</b>	<b>100.00%</b>	<b>33</b>	<b>0</b>	<b>7</b>	<b>0</b>
Overvotes	0		0	0	0	0
Undervotes	2		2	0	0	0

**Ferris ISD Proposition B**

Vote For 1

	TOTAL	VOTE %	EV In-Person	EV Mail	Election Day	EV-ED Provisional
For	12	30.00%	11	0	1	0
Against	28	70.00%	22	0	6	0
<b>Total Votes Cast</b>	<b>40</b>	<b>100.00%</b>	<b>33</b>	<b>0</b>	<b>7</b>	<b>0</b>
Overvotes	0		0	0	0	0
Undervotes	2		2	0	0	0

## CANVASS OF GENERAL ELECTION

I, ROBERT SCOTT, JR., SCHOOL BOARD TRUSTEE  
(name) (office)

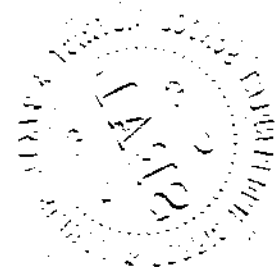
of FERRIS ISD, Texas, met with the BOARD OF TRUSTEES  
(political subdivision holding election) (body acting as canvassing board)

sitting as the canvassing board to canvass the general election of NOVEMBER 3, 2020  
on NOVEMBER 17, 2020 at 301 E 5TH STREET, TEXAS Texas.

I certify that the figures on the tally sheets correspond with the figures on the returns.

Witness my hand this 17TH day of NOVEMBER, 2020.

\_\_\_\_\_  
Presiding Officer of Canvassing Authority  
ROBERT SCOTT, JR., BOARD PRESIDENT



**SUMMARY OF PRECINCT RETURNS**

I, the undersigned, the presiding officer of the canvassing authority for SCHOOL BOARD TRUSTEE Election, held on the 3RD day of NOVEMBER, 20 20, DALLAS AND ELLIS County, Texas do hereby certify that the following is a total of all votes received by each candidate and votes received "for" and "against" each measure as shown by the precinct returns. I further certify that the following vote totals include early voting votes by precinct received under Section 87.1231 of the Texas Election Code.

Name of Office/ or Proposition	Name of Candidate	Total Votes Received			TOTAL
		DALLAS	ELLIS		
<u>PLACE 6</u>	<u>RICARDO RODRIGUEZ</u>	<u>15</u>	<u>1631</u>		<u>1646</u>
<u>PLACE 6</u>	<u>JUSTIN PATTERSON</u>	<u>15</u>	<u>1413</u>		<u>1428</u>
<u>PLACE 7</u>	<u>EDWARD MCFADDEN</u>	<u>14</u>	<u>1456</u>		<u>1470</u>
<u>PLACE 7</u>	<u>LEE LONGINO</u>	<u>16</u>	<u>1602</u>		<u>1618</u>
<u>PLACE 2</u>	<u>RICHARD SASSER</u>	<u>30</u>	<u>2823</u>		<u>2853</u>
<u>PROPOSITION A</u>	<u>FOR</u>	<u>17</u>	<u>1377</u>		<u>1394</u>
	<u>AGAINST</u>	<u>23</u>	<u>2078</u>		<u>2101</u>
<u>PROPOSITION B</u>	<u>FOR</u>	<u>12</u>	<u>1186</u>		<u>1198</u>
	<u>AGAINST</u>	<u>28</u>	<u>2242</u>		<u>2270</u>

DATED, this 17 day of NOVEMBER, 20 20.

\_\_\_\_\_  
 Presiding Officer  
 ROBERT SCOTT, JR., BOARD PRESIDENT

OFFICERS AND OFFICIALS  
DUTIES AND REQUIREMENTS OF BOARD OFFICERS

BDAA  
(LEGAL)

- Selection of Officers** At the first meeting after each election and qualification of Board members, the members of the Board shall organize by selecting:
1. A president, who shall be a member of the Board.
  2. A secretary, who may or may not be a member of the Board.
  3. Such other officers and committees as the Board may deem necessary.

*Education Code 11.061(c)*

**Reorganization** In addition to the required post-election organization, the Board may also organize at other times. *Atty. Gen. Op. MW-531 (1982)*

**Duties / Powers of Board President** The duties and powers of the President of the Board include, but are not limited to, the following:

1. Call a meeting of the Board, giving public notice not earlier than the 30th day or later than the tenth day before the meeting, to discuss and adopt the budget and the proposed tax rate. *Education Code 44.004* [See CE and CCG]
2. Ensure that the annual financial statements are published as required by law. *Local Gov't Code 140.006* [See CFA]
3. Execute an oil and/or gas lease or sell, exchange, and convey the minerals in land belonging to the District, approved by resolution of the Board. *Education Code 11.153*
4. Execute the deed for the sale of property, other than minerals, held in trust for free school purposes. *Education Code 11.154(b)*

# Minutes of Regular Meeting

## The Board of Trustees Ferris ISD

---

A Regular Meeting of the Board of Trustees of Ferris ISD was held Tuesday, October 20, 2020, beginning at 7:00 PM in the Ferris ISD Administration Building 301 E 5th Street Ferris, Texas 75125.

### I. CALL TO ORDER OBSERVING THE PRESENCE OF A QUORUM

Members present: Robert Scott, Jr., Rico Rodriguez, Lee Longino, Nick Hamm, Nancy Salmon, Richard Sasser, and James Hartman, Superintendent

Absent: Mike Moffitt

Mr. Scott called the meeting to order at 7:05 P.M. observing the presence of a quorum.

### II. CONSENT AGENDA

#### A. MINUTES OF SEPTEMBER 15, 2020 REGULAR MEETING

Motion by Mr. Sasser. Second by Mr. Hamm. Motion carried.

6 affirmative votes. 0 negative votes. The vote was unanimous.

#### B. SEPTEMBER CHECK PAYMENT LIST AND BOARD FINANCIAL REPORT

Motion by Mr. Sasser. Second by Mr. Hamm. Motion carried.

6 affirmative votes. 0 negative votes. The vote was unanimous.

#### C. PURCHASES EXCEEDING \$25,000 NOT INCLUDED ON PREVIOUSLY APPROVED VENDOR LIST:

No action.

### III. DISTRICT EXCELLENCE: PRINCIPAL AND TEACHER RECOGNITION

Mr. Hartman honored all Campus Principals at the board meeting, recognizing October as National Principals month and thanked them for all of their many hours of dedication to the district, students and the community in which we serve.

Mrs. Ross honored Ms. Natalie Mikula as one of the five winners selected by HMH for 2019-2020 year in the blended intervention learning programs READ 180. This is a great honor for Ms. Mikula.

#### IV. AUDIENCE FOR GUEST: NON-AGENDA ITEMS ONLY

N/A

#### V. INFORMATION ITEM: INSTRUCTIONAL CALENDAR ADJUSTMENTS

Mr. Hartman informed the Trustee on the instructional calendar adjustments in regard to scheduling one Wednesday (WIN) a month for teachers to do their lesson plans without students.

#### VI. INFORMATION ITEM: UPDATED STUDENT PARKING REGULATIONS FOR PARENT/STUDENT HANDBOOK

Mr. Hartman informed the Trustee on the updated student parking regulations set forth by the district.

#### VII. ACTION ITEM: APPROVE DISTRICT AND CAMPUS IMPROVEMENT PLANS

Motion by Mr. Rodriguez. Second by Mrs. Salmon. Motion carried.

6 affirmative votes. 0 negative votes. The vote was unanimous.

#### VIII. OLD BUSINESS

##### A. UPDATES ON FACE-TO-FACE AND VIRTUAL INSTRUCTION

Mr. Hartman updated the Trustees on phase III of the students returning back to the classrooms and the attendance.

##### B. COVID POSITIVITY UPDATE

Mr. Hartman updated the Trustees on the COVID counts for Ellis County school districts.

##### C. CHROMEBOOKS AND HOTSPOTS

Mr. Hartman shared with the Trustees the number of Mobile Devices and Hotspots that Ferris ISD have issued to students and teachers at the present time.

## IX. NEW BUSINESS AND SUPERINTENDENT REPORTS

### A. BOND INFORMATION

#### 1. VIRTUAL TOWN HALLS

Superintendent Hartman informed the Trustees on the attendance of the virtual town hall meeting regarding the upcoming bond election.

#### 2. EARLY VOTING INFORMATION

Superintendent Hartman reminded the Trustees about early voting dates and locations.

#### 3. TOP 10 TAXPAYERS IN FISD

Superintendent Hartman discussed with the Trustees the 10 major taxpayers in Ferris ISD.

### B. ENROLLMENT REPORTS

Mr. Hartman updated the Trustees on the student enrollment: Hazel Ingram 328; Lucy Mae McDonald 512; Lee Longino 338; Jr. High School 649; High School 740 for a total of 2567.

### C. TEA ATTENDANCE HOLD-HARMLESS WAIVER

Superintendent Hartman informed the Trustees that TEA announced that they would extend current minimum funding guarantee established for the pandemic an additional six weeks.

### D. ENTRY KIOSKS

Mr. Hartman shared with the Trustees the new KIOSK security machines that are being installed throughout the district.

## X. CLOSED SESSION AS AUTHORIZED BY TEXAS OPEN MEETINGS ACT, GOVERNMENT CODE SECTION 551.074, 551.076, AND 551.072

The Board adjourned to executive session at 8:12 P.M.

- A. PERSONNEL: EMPLOYMENT OF ADMINISTRATIVE AND TEACHING STAFF INCLUDING ASSIGNMENTS, REASSIGNMENTS, RESIGNATIONS, RETIREMENTS, TERMINATIONS, NON-RENEWALS AND COMPENSATION
  - 1. FFCRA EXTENSION
  - 2. ONE TIME COVID INSTRUCTIONAL STIPEND
- B. SAFETY AND SECURITY AUDIT
- C. CONSIDER A RESOLUTION TO SELL REAL PROPERTY OWNED BY THE DISTRICT
- XI. RETURN TO OPEN SESSION AND TAKE ANY ACTIONS NECESSITATED BY CLOSED SESSION

The Board reconvene in open session at 8:58 P.M

Motion by Mr. Nick to approve Resolution to sell property at 3222 Millers Ferry Road to the City of Ferris as presented. Second by Mr. Longino. Motion carried.

6 affirmative votes. 0 negative votes. The vote was unanimous.

XII. ADJOURNMENT

Motion by Mr. Longino. Second by Mr. Rodriguez. Motion carried.

6 affirmative votes. 0 negative votes. The vote was unanimous.

Meeting adjourned at 8:59 P.M.

\_\_\_\_\_  
DATE

\_\_\_\_\_  
ROBERT SCOTT, JR., PRESIDENT

\_\_\_\_\_  
LEE LONGINO, SECRETARY

CHECK NUMBER	CHECK DATE	ACCOUNT NUMBER	VENDOR	INVOICE DESCRIPTION	AMOUNT
58228	10/30/2020	199 E 11 6411 69 002 0 22 000	VOCATIONAL AGRICULTU	2020-2021 VATAT Membership-CTE-AG Mechanics	-300.00
				Totals for 58228	-300.00
58324	10/06/2020	199 E 13 6411 DX 104 0 37 DYS	CORNUAUD, LORI	CALT- MEALS	-36.00
	10/01/2020	199 E 13 6411 DX 104 0 37 DYS	CORNUAUD, LORI	CALT- MEALS	36.00
				Totals for 58324	0.00
58325	10/06/2020	199 E 13 6411 DX 104 0 37 DYS	MARRIOTT PLAZA	HOTEL-CALT	-107.16
	10/01/2020	199 E 13 6411 DX 104 0 37 DYS	MARRIOTT PLAZA	HOTEL-CALT	107.16
				Totals for 58325	0.00
58326	10/02/2020	199 E 36 6399 08 999 0 91 TRN	ALERT SERVICES, INC	TRAINER SUPPLIES	72.00
	10/02/2020	199 E 36 6399 08 999 0 91 TRN	ALERT SERVICES, INC	TRAINER SUPPLIES	752.95
	10/02/2020	199 E 36 6399 08 999 0 91 TRN	ALERT SERVICES, INC	TRAINER SUPPLIES	332.90
	10/02/2020	199 E 36 6399 08 999 0 91 TRN	ALERT SERVICES, INC	TRAINER SUPPLIES	1,168.25
				Totals for 58326	2,326.10
58327	10/02/2020		AMAZON		0.00
				Totals for 58327	0.00
58328	10/02/2020		AMAZON		0.00
				Totals for 58328	0.00
58329	10/02/2020		AMAZON		0.00
				Totals for 58329	0.00
58330	10/02/2020	199 E 11 6399 02 104 0 11 000	AMAZON	MUSIC CLASSROOM SUPPLIES	8.57
	10/02/2020	199 E 11 6399 04 002 0 22 000	AMAZON	PPE Supplies and Teacher supplies-CTE	735.18
	10/02/2020	199 E 11 6399 CV 002 0 22 000	AMAZON	PPE Supplies and Teacher supplies-CTE	1,180.00
	10/02/2020	701 E 35 6342 01 999 0 99 000	AMAZON	FOOD SERVICE SUPPLIES	248.76
	10/02/2020	701 E 35 6342 02 999 0 99 000	AMAZON	FOOD SERVICE SUPPLIES	248.76
	10/02/2020	701 E 35 6342 03 999 0 99 000	AMAZON	FOOD SERVICE SUPPLIES	248.76
	10/02/2020	701 E 35 6342 04 999 0 99 000	AMAZON	FOOD SERVICE SUPPLIES	248.76
	10/02/2020	199 E 11 6395 02 104 0 11 000	AMAZON	STAND UP MOBILE DESK / NASH'S CLASSROOM	65.00
	10/02/2020	199 E 11 6399 20 105 0 11 000	AMAZON	student ID Lanyards for ID	322.32
	10/02/2020	199 E 11 6399 02 104 0 11 000	AMAZON	RHODES CLASSROOM LEARNING MATERIALS	86.62
	10/02/2020	199 E 11 6399 01 103 0 11 000	AMAZON	copy room/ PK supplies	141.60
	10/02/2020	199 E 11 6399 01 103 0 32 000	AMAZON	copy room/ PK supplies	141.61
	10/02/2020	199 E 11 6399 06 002 0 22 000	AMAZON	Supplies for pig barn-CTE AG	32.97
	10/02/2020	199 E 36 6399 08 999 0 91 000	AMAZON	VISOR FOGGING DISINFECTANT	211.09
	10/02/2020	199 E 11 6399 02 104 0 11 000	AMAZON	RHODES CLASSROOM LEARNING MATERIALS	-24.99
	10/02/2020	199 E 11 6399 03 041 0 11 000	AMAZON	Misc. Classroom/Teacher Supplies	183.13
	10/02/2020	199 E 11 6399 03 041 0 11 000	AMAZON	Misc. Classroom/Teacher Supplies	967.58
	10/02/2020	199 E 11 6399 03 041 0 11 000	AMAZON	Classroom supplies for Art	237.56
	10/02/2020	199 E 52 6399 00 999 0 99 0PD	AMAZON	POLICE DEPARTMENT SUPPLIES	322.50
	10/02/2020	199 E 52 6399 00 999 0 99 0PD	AMAZON	POLICE DEPARTMENT SUPPLIES	1,311.90
	10/02/2020	199 E 52 6399 00 999 0 99 0PD	AMAZON	FUEL SEPARATOR FOR HUMVEE	226.00
	10/02/2020	199 E 11 6399 20 105 0 23 000	AMAZON	Student supplies	55.72
	10/02/2020	211 E 11 6399 01 103 0 30 000	AMAZON	INGRAMS MUSIC/ART SUPPLIES	469.95
				Totals for 58330	7,669.35
58331	10/02/2020	199 E 12 6495 04 002 0 99 000	AMERICAN LIBRARY ASS	ALA Membership Renewal-Library	148.00
				Totals for 58331	148.00
58332	10/02/2020	461 E 36 6499 04 002 0 99 000	ANDERSON'S	Homecoming Crown and Tiara 2020-2021	85.97

CHECK NUMBER	CHECK DATE	ACCOUNT NUMBER	VENDOR	INVOICE DESCRIPTION	AMOUNT
				Totals for 58332	85.97
58333	10/02/2020	211 E 11 6399 03 041 0 30 000	THE BACH COMPANY	Calculators, approved by Dr. Domain Quote Number: RFQ-09092020 v 1, attached Justification for Funds, attached	8,349.00
				Totals for 58333	8,349.00
58334	10/02/2020	199 E 51 6499 CV 999 0 99 000	BAXTER CLEAN CARE, I	spray bottles for classrooms disinfectant	847.12
				Totals for 58334	847.12
58335	10/02/2020	199 E 34 6299 00 999 0 99 000	BIRD'S RADIATOR SERV	misc shop	30.00
				Totals for 58335	30.00
58336	10/02/2020	199 E 51 6319 00 999 0 99 000	BLACKLAND BUILDING S	MISC SUPPLIES	100.60
				Totals for 58336	100.60
58337	10/02/2020	865 L 00 2190 24 002 0 00 000	BOOSTERS INC	Ribbon for Cheer	138.69
				Totals for 58337	138.69
58338	10/02/2020	211 E 11 6399 02 104 0 30 000	BRODART CO	EASELS FOR 2ND GRADE STUDENT iPADS	215.28
				Totals for 58338	215.28
58339	10/02/2020	199 E 51 6299 00 999 0 99 099	CINTAS FIRST AID'S	FIRST AID SUPPLIES	112.67
				Totals for 58339	112.67
58340	10/02/2020	199 E 51 6249 00 999 0 99 000	D COMMERCIAL REFRIGE	repairs to freezer located at 301 E 5th	3,355.53
	10/02/2020	701 E 35 6249 02 999 0 99 000	D COMMERCIAL REFRIGE	FOOD SERVICE REPAIR	525.00
				Totals for 58340	3,880.53
58341	10/02/2020	199 E 51 6319 00 999 0 99 000	EAGLE STEEL	MISC SUPPLIES	1,000.45
				Totals for 58341	1,000.45
58342	10/02/2020	211 E 11 6399 02 104 1 30 000	EAI EDUCATION	MATH ORDER FOR 1ST GRADE	488.76
				Totals for 58342	488.76
58343	10/02/2020	199 E 13 6411 00 999 0 99 099	EICHELBAUM WARDELL	TITLE IX ADMIN CONFERENCE REGISTRATION	850.00
				Totals for 58343	850.00
58344	10/02/2020		ESC REGION 10		0.00
				Totals for 58344	0.00
58345	10/02/2020		ESC REGION 10		0.00
				Totals for 58345	0.00
58346	10/02/2020		ESC REGION 10		0.00
				Totals for 58346	0.00
58347	10/02/2020		ESC REGION 10		0.00
				Totals for 58347	0.00
58348	10/02/2020		ESC REGION 10		0.00
				Totals for 58348	0.00
58349	10/02/2020		ESC REGION 10		0.00
				Totals for 58349	0.00
58350	10/02/2020		ESC REGION 10		0.00
				Totals for 58350	0.00
58351	10/02/2020		ESC REGION 10		0.00
				Totals for 58351	0.00
58352	10/02/2020		ESC REGION 10		0.00
				Totals for 58352	0.00
58353	10/02/2020	199 E 12 6239 00 999 0 99 099	ESC REGION 10	20-21 REGION 10 CONTRACTS SKYWARD STUDENT REGION 10 SUPPORT SERVICES 20-21 (ADDITIONAL SKYWARD SUPPORT) / PEIMS CO-OP 3 20-21/HR PACKAGE 2021 / CARES ACT	73.65

CHECK NUMBER	CHECK DATE	ACCOUNT NUMBER	VENDOR	INVOICE DESCRIPTION	AMOUNT
				20-21 / GIFTED AND TALENTED 20-21 / ADMINISTRATIVE SERVICES 20-21 CURRICULUM SUPPORT SERVICES PACKAGE (FORMERLY TEKS RESOURCE SYSTEM COOPERATIVE) 20-21 / LIBRARY SERVICES 20-21 / EARLY CHILDHOOD PACKAGE 20-21 / EARLY CHILDHOOD PACKAGES 20-21/LIBRARY SERVICES PACKAGE 20-21 / ITEM BANK TEKSbank 20-21 / COUNSELOR INITIATIVE AND STUDENT SUPPORT (CISS) PACKAGE 20-21 / ONDataSuite 20-21 / STATE ALLOTMENTS	
10/02/2020		199 E 13 6239 00 999 0 99 099	ESC REGION 10	20-21 REGION 10 CONTRACTS SKYWARD STUDENT REGION 10 SUPPORT SERVICES 20-21 (ADDITIONAL SKYWARD SUPPORT) / PEIMS CO-OP 3 20-21/HR PACKAGE 2021 / CARES ACT 20-21 / GIFTED AND TALENTED 20-21 / ADMINISTRATIVE SERVICES 20-21 CURRICULUM SUPPORT SERVICES PACKAGE (FORMERLY TEKS RESOURCE SYSTEM COOPERATIVE) 20-21 / LIBRARY SERVICES 20-21 / EARLY CHILDHOOD PACKAGE 20-21 / EARLY CHILDHOOD PACKAGES 20-21/LIBRARY SERVICES PACKAGE 20-21 / ITEM BANK TEKSbank 20-21 / COUNSELOR INITIATIVE AND STUDENT SUPPORT (CISS) PACKAGE 20-21 / ONDataSuite 20-21 / STATE ALLOTMENTS	1,155.77
10/02/2020		199 E 41 6239 10 750 0 99 000	ESC REGION 10	20-21 REGION 10 CONTRACTS SKYWARD STUDENT REGION 10 SUPPORT SERVICES 20-21 (ADDITIONAL SKYWARD SUPPORT) / PEIMS CO-OP 3 20-21/HR PACKAGE 2021 / CARES ACT 20-21 / GIFTED AND TALENTED 20-21 / ADMINISTRATIVE SERVICES 20-21 CURRICULUM SUPPORT SERVICES PACKAGE (FORMERLY TEKS RESOURCE SYSTEM COOPERATIVE) 20-21 / LIBRARY SERVICES 20-21 / EARLY CHILDHOOD PACKAGE 20-21 / EARLY CHILDHOOD PACKAGES 20-21/LIBRARY SERVICES PACKAGE 20-21 / ITEM BANK TEKSbank 20-21 / COUNSELOR	453.88

CHECK NUMBER	CHECK DATE	ACCOUNT NUMBER	VENDOR	INVOICE DESCRIPTION	AMOUNT
10/02/2020	199 E 41	6239 10 750 0 99	PEM ESC REGION 10	INITIATIVE AND STUDENT SUPPORT (CISS) PACKAGE 20-21 / ONDataSuite 20-21 / STATE ALLOTMENTS	95.75
10/02/2020	199 E 31	6239 81 000 0 11 000	ESC REGION 10	20-21 REGION 10 CONTRACTS SKYWARD STUDENT REGION 10 SUPPORT SERVICES 20-21 (ADDITIONAL SKYWARD SUPPORT) / PEIMS CO-OP 3 20-21/HR PACKAGE 2021 / CARES ACT 20-21 / GIFTED AND TALENTED 20-21 / ADMINISTRATIVE SERVICES 20-21 CURRICULUM SUPPORT SERVICES PACKAGE (FORMERLY TEKS RESOURCE SYSTEM COOPERATIVE) 20-21 / LIBRARY SERVICES 20-21 / EARLY CHILDHOOD PACKAGE 20-21 / EARLY CHILDHOOD PACKAGES 20-21/LIBRARY SERVICES PACKAGE 20-21 / ITEM BANK TEKSbank 20-21 / COUNSELOR INITIATIVE AND STUDENT SUPPORT (CISS) PACKAGE 20-21 / ONDataSuite 20-21 / STATE ALLOTMENTS	96.67
10/02/2020	199 E 31	6239 81 000 0 23 000	ESC REGION 10	20-21 REGION 10 CONTRACTS SKYWARD STUDENT REGION 10 SUPPORT SERVICES 20-21 (ADDITIONAL SKYWARD SUPPORT) / PEIMS CO-OP 3 20-21/HR PACKAGE 2021 / CARES ACT 20-21 / GIFTED AND TALENTED 20-21 / ADMINISTRATIVE	32.22

CHECK NUMBER	CHECK DATE	ACCOUNT NUMBER	VENDOR	INVOICE DESCRIPTION	AMOUNT
				SERVICES 20-21 CURRICULUM SUPPORT SERVICES PACKAGE (FORMERLY TEKS RESOURCE SYSTEM COOPERATIVE) 20-21 / LIBRARY SERVICES 20-21 / EARLY CHILDHOOD PACKAGE 20-21 / EARLY CHILDHOOD PACKAGES 20-21/LIBRARY SERVICES PACKAGE 20-21 / ITEM BANK TEKSbank 20-21 / COUNSELOR INITIATIVE AND STUDENT SUPPORT (CISS) PACKAGE 20-21 / ONDataSuite 20-21 / STATE ALLOTMENTS	
10/02/2020	199 E 13	6239 00 999 0 21 099	ESC REGION 10	20-21 REGION 10 CONTRACTS SKYWARD STUDENT REGION 10 SUPPORT SERVICES 20-21 (ADDITIONAL SKYWARD SUPPORT) / PEIMS CO-OP 3 20-21/HR PACKAGE 2021 / CARES ACT 20-21 / GIFTED AND TALENTED 20-21 / ADMINISTRATIVE SERVICES 20-21 CURRICULUM SUPPORT SERVICES PACKAGE (FORMERLY TEKS RESOURCE SYSTEM COOPERATIVE) 20-21 / LIBRARY SERVICES 20-21 / EARLY CHILDHOOD PACKAGE 20-21 / EARLY CHILDHOOD PACKAGES 20-21/LIBRARY SERVICES PACKAGE 20-21 / ITEM BANK TEKSbank 20-21 / COUNSELOR INITIATIVE AND STUDENT SUPPORT (CISS) PACKAGE 20-21 / ONDataSuite 20-21 / STATE ALLOTMENTS	92.06
10/02/2020	199 E 12	6239 00 999 0 99 099	ESC REGION 10	20-21 REGION 10 CONTRACTS SKYWARD STUDENT REGION 10 SUPPORT SERVICES 20-21 (ADDITIONAL SKYWARD SUPPORT) / PEIMS CO-OP 3 20-21/HR PACKAGE 2021 / CARES ACT 20-21 / GIFTED AND TALENTED 20-21 / ADMINISTRATIVE SERVICES 20-21 CURRICULUM SUPPORT SERVICES PACKAGE (FORMERLY TEKS RESOURCE SYSTEM COOPERATIVE) 20-21 / LIBRARY SERVICES 20-21 / EARLY CHILDHOOD PACKAGE 20-21 / EARLY CHILDHOOD PACKAGES 20-21/LIBRARY SERVICES PACKAGE 20-21 / ITEM BANK TEKSbank 20-21 / COUNSELOR INITIATIVE AND STUDENT SUPPORT (CISS) PACKAGE 20-21	92.06

CHECK NUMBER	CHECK DATE	ACCOUNT NUMBER	VENDOR	INVOICE DESCRIPTION	AMOUNT
10/02/2020	199 E 13 6239 00 999 0 99 099	ESC REGION 10	ESC REGION 10	/ ONDataSuite 20-21 / STATE ALLOTMENTS 20-21 REGION 10 CONTRACTS SKYWARD STUDENT REGION 10 SUPPORT SERVICES 20-21 (ADDITIONAL SKYWARD SUPPORT) / PEIMS CO-OP 3 20-21/HR PACKAGE 2021 / CARES ACT 20-21 / GIFTED AND TALENTED 20-21 / ADMINISTRATIVE SERVICES 20-21 CURRICULUM SUPPORT SERVICES PACKAGE (FORMERLY TEKS RESOURCE SYSTEM COOPERATIVE) 20-21 / LIBRARY SERVICES 20-21 / EARLY CHILDHOOD PACKAGE 20-21 / EARLY CHILDHOOD PACKAGES 20-21/LIBRARY SERVICES PACKAGE 20-21 / ITEM BANK TEKSbank 20-21 / COUNSELOR INITIATIVE AND STUDENT SUPPORT (CISS) PACKAGE 20-21 / ONDataSuite 20-21 / STATE ALLOTMENTS	1,444.72
10/02/2020	199 E 41 6239 10 750 0 99 000	ESC REGION 10	ESC REGION 10	20-21 REGION 10 CONTRACTS SKYWARD STUDENT REGION 10 SUPPORT SERVICES 20-21 (ADDITIONAL SKYWARD SUPPORT) / PEIMS CO-OP 3 20-21/HR PACKAGE 2021 / CARES ACT 20-21 / GIFTED AND TALENTED 20-21 / ADMINISTRATIVE SERVICES 20-21 CURRICULUM SUPPORT SERVICES PACKAGE (FORMERLY TEKS RESOURCE SYSTEM COOPERATIVE) 20-21 / LIBRARY SERVICES 20-21 / EARLY CHILDHOOD PACKAGE 20-21 / EARLY CHILDHOOD PACKAGES 20-21/LIBRARY SERVICES PACKAGE 20-21 / ITEM BANK TEKSbank 20-21 / COUNSELOR INITIATIVE AND STUDENT SUPPORT (CISS) PACKAGE 20-21 / ONDataSuite 20-21 / STATE ALLOTMENTS	567.34
10/02/2020	199 E 41 6239 10 750 0 99 PEM	ESC REGION 10	ESC REGION 10	20-21 REGION 10 CONTRACTS SKYWARD STUDENT REGION 10 SUPPORT SERVICES 20-21 (ADDITIONAL SKYWARD SUPPORT) / PEIMS CO-OP 3 20-21/HR PACKAGE 2021 / CARES ACT 20-21 / GIFTED AND TALENTED 20-21 / ADMINISTRATIVE SERVICES 20-21 CURRICULUM SUPPORT SERVICES PACKAGE	119.68

CHECK NUMBER	CHECK DATE	ACCOUNT NUMBER	VENDOR	INVOICE DESCRIPTION	AMOUNT
				(FORMERLY TEKS RESOURCE SYSTEM COOPERATIVE) 20-21 / LIBRARY SERVICES 20-21 / EARLY CHILDHOOD PACKAGE 20-21 / EARLY CHILDHOOD PACKAGES 20-21/LIBRARY SERVICES PACKAGE 20-21 / ITEM BANK TEKSbank 20-21 / COUNSELOR INITIATIVE AND STUDENT SUPPORT (CISS) PACKAGE 20-21 / ONDataSuite 20-21 / STATE ALLOTMENTS	
10/02/2020	199 E 31 6239 81 000 0 11 000	ESC REGION 10		20-21 REGION 10 CONTRACTS SKYWARD STUDENT REGION 10 SUPPORT SERVICES 20-21 (ADDITIONAL SKYWARD SUPPORT) / PEIMS CO-OP 3 20-21/HR PACKAGE 2021 / CARES ACT 20-21 / GIFTED AND TALENTED 20-21 / ADMINISTRATIVE SERVICES 20-21 CURRICULUM SUPPORT SERVICES PACKAGE (FORMERLY TEKS RESOURCE SYSTEM COOPERATIVE) 20-21 / LIBRARY SERVICES 20-21 / EARLY CHILDHOOD PACKAGE 20-21 / EARLY CHILDHOOD PACKAGES 20-21/LIBRARY SERVICES PACKAGE 20-21 / ITEM BANK TEKSbank 20-21 / COUNSELOR INITIATIVE AND STUDENT SUPPORT (CISS) PACKAGE 20-21 / ONDataSuite 20-21 / STATE ALLOTMENTS	120.83
10/02/2020	199 E 31 6239 81 000 0 23 000	ESC REGION 10		20-21 REGION 10 CONTRACTS SKYWARD STUDENT REGION 10 SUPPORT SERVICES 20-21 (ADDITIONAL SKYWARD SUPPORT) / PEIMS CO-OP 3 20-21/HR PACKAGE 2021 / CARES ACT 20-21 / GIFTED AND TALENTED 20-21 / ADMINISTRATIVE SERVICES 20-21 CURRICULUM SUPPORT SERVICES PACKAGE (FORMERLY TEKS RESOURCE SYSTEM COOPERATIVE) 20-21 / LIBRARY SERVICES 20-21 / EARLY CHILDHOOD PACKAGE 20-21 / EARLY CHILDHOOD PACKAGES 20-21/LIBRARY SERVICES PACKAGE 20-21 / ITEM BANK TEKSbank 20-21 / COUNSELOR INITIATIVE AND STUDENT SUPPORT (CISS) PACKAGE 20-21 / ONDataSuite 20-21 / STATE ALLOTMENTS	40.28

CHECK NUMBER	CHECK DATE	ACCOUNT NUMBER	VENDOR	INVOICE DESCRIPTION	AMOUNT
58353	10/02/2020	199 E 13 6239 00 999 0 21 099	ESC REGION 10	20-21 REGION 10 CONTRACTS SKYWARD STUDENT REGION 10 SUPPORT SERVICES 20-21 (ADDITIONAL SKYWARD SUPPORT) / PEIMS CO-OP 3 20-21/HR PACKAGE 2021 / CARES ACT 20-21 / GIFTED AND TALENTED 20-21 / ADMINISTRATIVE SERVICES 20-21 CURRICULUM SUPPORT SERVICES PACKAGE (FORMERY TEKS RESOURCE SYSTEM COOPERATIVE) 20-21 / LIBRARY SERVICES 20-21 / EARLY CHILDHOOD PACKAGE 20-21 / EARLY CHILDHOOD PACKAGES 20-21/LIBRARY SERVICES PACKAGE 20-21 / ITEM BANK TEKSbank 20-21 / COUNSELOR INITIATIVE AND STUDENT SUPPORT (CISS) PACKAGE 20-21 / ONDataSuite 20-21 / STATE ALLOTMENTS	115.09
	10/02/2020	199 E 12 6239 00 999 0 99 099	ESC REGION 10	20-21 REGION 10 CONTRACTS SKYWARD STUDENT REGION 10 SUPPORT SERVICES 20-21 (ADDITIONAL SKYWARD SUPPORT) / PEIMS CO-OP 3 20-21/HR PACKAGE 2021 / CARES ACT 20-21 / GIFTED AND TALENTED 20-21 / ADMINISTRATIVE SERVICES 20-21 CURRICULUM SUPPORT SERVICES PACKAGE (FORMERY TEKS RESOURCE SYSTEM COOPERATIVE) 20-21 / LIBRARY SERVICES 20-21 / EARLY CHILDHOOD PACKAGE 20-21 / EARLY CHILDHOOD PACKAGES 20-21/LIBRARY SERVICES PACKAGE 20-21 / ITEM BANK TEKSbank 20-21 / COUNSELOR INITIATIVE AND STUDENT SUPPORT (CISS) PACKAGE 20-21 / ONDataSuite 20-21 / STATE ALLOTMENTS	128.89
	10/02/2020	199 E 13 6239 00 999 0 99 099	ESC REGION 10	20-21 REGION 10 CONTRACTS SKYWARD STUDENT REGION 10 SUPPORT SERVICES 20-21 (ADDITIONAL SKYWARD SUPPORT) / PEIMS CO-OP 3 20-21/HR PACKAGE 2021 / CARES ACT 20-21 / GIFTED AND TALENTED 20-21 / ADMINISTRATIVE SERVICES 20-21 CURRICULUM SUPPORT SERVICES PACKAGE (FORMERY TEKS RESOURCE SYSTEM COOPERATIVE) 20-21 / LIBRARY SERVICES 20-21 / EARLY CHILDHOOD PACKAGE 20-21 / EARLY CHILDHOOD PACKAGES 20-21/LIBRARY SERVICES PACKAGE 20-21 / ITEM BANK TEKSbank 20-21 / COUNSELOR INITIATIVE AND STUDENT SUPPORT (CISS) PACKAGE 20-21 / ONDataSuite 20-21 / STATE ALLOTMENTS	2,022.60

CHECK NUMBER	CHECK DATE	ACCOUNT NUMBER	VENDOR	INVOICE DESCRIPTION	AMOUNT
10/02/2020	199 E 41 6239 10 750 0 99 000	ESC REGION 10		SERVICES 20-21 / EARLY CHILDHOOD PACKAGE 20-21 / EARLY CHILDHOOD PACKAGES 20-21/LIBRARY SERVICES PACKAGE 20-21 / ITEM BANK TEKSbank 20-21 / COUNSELOR INITIATIVE AND STUDENT SUPPORT (CISS) PACKAGE 20-21 / ONDataSuite 20-21 / STATE ALLOTMENTS	794.28
10/02/2020	199 E 41 6239 10 750 0 99 PEM	ESC REGION 10		20-21 REGION 10 CONTRACTS SKYWARD STUDENT REGION 10 SUPPORT SERVICES 20-21 (ADDITIONAL SKYWARD SUPPORT) / PEIMS CO-OP 3 20-21/HR PACKAGE 2021 / CARES ACT 20-21 / GIFTED AND TALENTED 20-21 / ADMINISTRATIVE SERVICES 20-21 CURRICULUM SUPPORT SERVICES PACKAGE (FORMERLY TEKS RESOURCE SYSTEM COOPERATIVE) 20-21 / LIBRARY SERVICES 20-21 / EARLY CHILDHOOD PACKAGE 20-21 / EARLY CHILDHOOD PACKAGES 20-21/LIBRARY SERVICES PACKAGE 20-21 / ITEM BANK TEKSbank 20-21 / COUNSELOR INITIATIVE AND STUDENT SUPPORT (CISS) PACKAGE 20-21 / ONDataSuite 20-21 / STATE ALLOTMENTS	167.56
10/02/2020	199 E 31 6239 81 000 0 11 000	ESC REGION 10		20-21 REGION 10 CONTRACTS SKYWARD STUDENT REGION 10	169.17

CHECK NUMBER	CHECK DATE	ACCOUNT NUMBER	VENDOR	INVOICE DESCRIPTION	AMOUNT
10/02/2020	199 E 31	6239 81 000 0 23 000	ESC REGION 10	SUPPORT SERVICES 20-21 (ADDITIONAL SKYWARD SUPPORT) / PEIMS CO-OP 3 20-21/HR PACKAGE 2021 / CARES ACT 20-21 / GIFTED AND TALENTED 20-21 / ADMINISTRATIVE SERVICES 20-21 CURRICULUM SUPPORT SERVICES PACKAGE (FORMERLY TEKS RESOURCE SYSTEM COOPERATIVE) 20-21 / LIBRARY SERVICES 20-21 / EARLY CHILDHOOD PACKAGE 20-21 / EARLY CHILDHOOD PACKAGES 20-21/LIBRARY SERVICES PACKAGE 20-21 / ITEM BANK TEKSbank 20-21 / COUNSELOR INITIATIVE AND STUDENT SUPPORT (CISS) PACKAGE 20-21 / ONDataSuite 20-21 / STATE ALLOTMENTS	56.39
10/02/2020	199 E 13	6239 00 999 0 21 099	ESC REGION 10	20-21 REGION 10 CONTRACTS SKYWARD STUDENT REGION 10 SUPPORT SERVICES 20-21 (ADDITIONAL SKYWARD SUPPORT) / PEIMS CO-OP 3 20-21/HR PACKAGE 2021 / CARES ACT 20-21 / GIFTED AND TALENTED 20-21 / ADMINISTRATIVE SERVICES 20-21 CURRICULUM SUPPORT SERVICES PACKAGE (FORMERLY TEKS RESOURCE SYSTEM COOPERATIVE) 20-21 / LIBRARY SERVICES 20-21 / EARLY CHILDHOOD PACKAGE 20-21 / EARLY CHILDHOOD PACKAGES 20-21/LIBRARY SERVICES PACKAGE 20-21 / ITEM BANK TEKSbank 20-21 / COUNSELOR INITIATIVE AND STUDENT SUPPORT (CISS) PACKAGE 20-21 / ONDataSuite 20-21 / STATE ALLOTMENTS	161.11

CHECK NUMBER	CHECK DATE	ACCOUNT NUMBER	VENDOR	INVOICE DESCRIPTION	AMOUNT
10/02/2020	199 E 12	6239 00 999 0 99 099	ESC REGION 10	EARLY CHILDHOOD PACKAGES 20-21/LIBRARY SERVICES PACKAGE 20-21 / ITEM BANK TEKSbank 20-21 / COUNSELOR INITIATIVE AND STUDENT SUPPORT (CISS) PACKAGE 20-21 / ONDataSuite 20-21 / STATE ALLOTMENTS	95.75
10/02/2020	199 E 13	6239 00 999 0 99 099	ESC REGION 10	20-21 REGION 10 CONTRACTS SKYWARD STUDENT REGION 10 SUPPORT SERVICES 20-21 (ADDITIONAL SKYWARD SUPPORT) / PEIMS CO-OP 3 20-21/HR PACKAGE 2021 / CARES ACT 20-21 / GIFTED AND TALENTED 20-21 / ADMINISTRATIVE SERVICES 20-21 CURRICULUM SUPPORT SERVICES PACKAGE (FORMERLY TEKS RESOURCE SYSTEM COOPERATIVE) 20-21 / LIBRARY SERVICES 20-21 / EARLY CHILDHOOD PACKAGE 20-21 / EARLY CHILDHOOD PACKAGES 20-21/LIBRARY SERVICES PACKAGE 20-21 / ITEM BANK TEKSbank 20-21 / COUNSELOR INITIATIVE AND STUDENT SUPPORT (CISS) PACKAGE 20-21 / ONDataSuite 20-21 / STATE ALLOTMENTS	1,502.50
10/02/2020	199 E 41	6239 10 750 0 99 000	ESC REGION 10	20-21 REGION 10 CONTRACTS SKYWARD STUDENT REGION 10 SUPPORT SERVICES 20-21 (ADDITIONAL SKYWARD SUPPORT)	590.04

CHECK NUMBER	CHECK DATE	ACCOUNT NUMBER	VENDOR	INVOICE DESCRIPTION	AMOUNT
				/ PEIMS CO-OP 3 20-21/HR PACKAGE 2021 / CARES ACT 20-21 / GIFTED AND TALENTED 20-21 / ADMINISTRATIVE SERVICES 20-21 CURRICULUM SUPPORT SERVICES PACKAGE (FORMERLY TEKS RESOURCE SYSTEM COOPERATIVE) 20-21 / LIBRARY SERVICES 20-21 / EARLY CHILDHOOD PACKAGE 20-21 / EARLY CHILDHOOD PACKAGES 20-21/LIBRARY SERVICES PACKAGE 20-21 / ITEM BANK TEKsbank 20-21 / COUNSELOR INITIATIVE AND STUDENT SUPPORT (CISS) PACKAGE 20-21 / ONDataSuite 20-21 / STATE ALLOTMENTS	
10/02/2020	199 E 41	6239 10 750 0 99	PEM ESC REGION 10	20-21 REGION 10 CONTRACTS SKYWARD STUDENT REGION 10 SUPPORT SERVICES 20-21 (ADDITIONAL SKYWARD SUPPORT)	124.47
				/ PEIMS CO-OP 3 20-21/HR PACKAGE 2021 / CARES ACT 20-21 / GIFTED AND TALENTED 20-21 / ADMINISTRATIVE SERVICES 20-21 CURRICULUM SUPPORT SERVICES PACKAGE (FORMERLY TEKS RESOURCE SYSTEM COOPERATIVE) 20-21 / LIBRARY SERVICES 20-21 / EARLY CHILDHOOD PACKAGE 20-21 / EARLY CHILDHOOD PACKAGES 20-21/LIBRARY SERVICES PACKAGE 20-21 / ITEM BANK TEKsbank 20-21 / COUNSELOR INITIATIVE AND STUDENT SUPPORT (CISS) PACKAGE 20-21 / ONDataSuite 20-21 / STATE ALLOTMENTS	
10/02/2020	199 E 31	6239 81 000 0 11 000	ESC REGION 10	20-21 REGION 10 CONTRACTS SKYWARD STUDENT REGION 10 SUPPORT SERVICES 20-21 (ADDITIONAL SKYWARD SUPPORT)	125.67
				/ PEIMS CO-OP 3 20-21/HR PACKAGE 2021 / CARES ACT 20-21 / GIFTED AND TALENTED 20-21 / ADMINISTRATIVE SERVICES 20-21 CURRICULUM SUPPORT SERVICES PACKAGE (FORMERLY TEKS RESOURCE SYSTEM COOPERATIVE) 20-21 / LIBRARY SERVICES 20-21 / EARLY CHILDHOOD PACKAGE 20-21 / EARLY CHILDHOOD PACKAGES 20-21/LIBRARY SERVICES	

CHECK NUMBER	CHECK DATE	ACCOUNT NUMBER	VENDOR	INVOICE DESCRIPTION	AMOUNT
10/02/2020	199 E 31	6239 81 000 0 23 000	ESC REGION 10	PACKAGE 20-21 / ITEM BANK TEKSbank 20-21 / COUNSELOR INITIATIVE AND STUDENT SUPPORT (CISS) PACKAGE 20-21 / ONDataSuite 20-21 / STATE ALLOTMENTS 20-21 REGION 10 CONTRACTS SKYWARD STUDENT REGION 10 SUPPORT SERVICES 20-21 (ADDITIONAL SKYWARD SUPPORT) / PEIMS CO-OP 3 20-21/HR PACKAGE 2021 / CARES ACT 20-21 / GIFTED AND TALENTED 20-21 / ADMINISTRATIVE SERVICES 20-21 CURRICULUM SUPPORT SERVICES PACKAGE (FORMERLY TEKS RESOURCE SYSTEM COOPERATIVE) 20-21 / LIBRARY SERVICES 20-21 / EARLY CHILDHOOD PACKAGE 20-21 / EARLY CHILDHOOD PACKAGES 20-21/LIBRARY SERVICES PACKAGE 20-21 / ITEM BANK TEKSbank 20-21 / COUNSELOR INITIATIVE AND STUDENT SUPPORT (CISS) PACKAGE 20-21 / ONDataSuite 20-21 / STATE ALLOTMENTS	41.89
10/02/2020	199 E 13	6239 00 999 0 21 099	ESC REGION 10	20-21 REGION 10 CONTRACTS SKYWARD STUDENT REGION 10 SUPPORT SERVICES 20-21 (ADDITIONAL SKYWARD SUPPORT) / PEIMS CO-OP 3 20-21/HR PACKAGE 2021 / CARES ACT 20-21 / GIFTED AND TALENTED 20-21 / ADMINISTRATIVE SERVICES 20-21 CURRICULUM SUPPORT SERVICES PACKAGE (FORMERLY TEKS RESOURCE SYSTEM COOPERATIVE) 20-21 / LIBRARY SERVICES 20-21 / EARLY CHILDHOOD PACKAGE 20-21 / EARLY CHILDHOOD PACKAGES 20-21/LIBRARY SERVICES PACKAGE 20-21 / ITEM BANK TEKSbank 20-21 / COUNSELOR INITIATIVE AND STUDENT SUPPORT (CISS) PACKAGE 20-21 / ONDataSuite 20-21 / STATE ALLOTMENTS	119.68
10/02/2020	199 E 12	6239 00 999 0 99 099	ESC REGION 10	20-21 REGION 10 CONTRACTS SKYWARD STUDENT REGION 10 SUPPORT SERVICES 20-21 (ADDITIONAL SKYWARD SUPPORT) / PEIMS CO-OP 3 20-21/HR PACKAGE 2021 / CARES ACT	396.80

CHECK NUMBER	CHECK DATE	ACCOUNT NUMBER	VENDOR	INVOICE DESCRIPTION	AMOUNT
				20-21 / GIFTED AND TALENTED 20-21 / ADMINISTRATIVE SERVICES 20-21 CURRICULUM SUPPORT SERVICES PACKAGE (FORMERLY TEKS RESOURCE SYSTEM COOPERATIVE) 20-21 / LIBRARY SERVICES 20-21 / EARLY CHILDHOOD PACKAGE 20-21 / EARLY CHILDHOOD PACKAGES 20-21/LIBRARY SERVICES PACKAGE 20-21 / ITEM BANK TEKSbank 20-21 / COUNSELOR INITIATIVE AND STUDENT SUPPORT (CISS) PACKAGE 20-21 / ONDataSuite 20-21 / STATE ALLOTMENTS	
10/02/2020		199 E 13 6239 00 999 0 99 099	ESC REGION 10	20-21 REGION 10 CONTRACTS SKYWARD STUDENT REGION 10 SUPPORT SERVICES 20-21 (ADDITIONAL SKYWARD SUPPORT) / PEIMS CO-OP 3 20-21/HR PACKAGE 2021 / CARES ACT 20-21 / GIFTED AND TALENTED 20-21 / ADMINISTRATIVE SERVICES 20-21 CURRICULUM SUPPORT SERVICES PACKAGE (FORMERLY TEKS RESOURCE SYSTEM COOPERATIVE) 20-21 / LIBRARY SERVICES 20-21 / EARLY CHILDHOOD PACKAGE 20-21 / EARLY CHILDHOOD PACKAGES 20-21/LIBRARY SERVICES PACKAGE 20-21 / ITEM BANK TEKSbank 20-21 / COUNSELOR INITIATIVE AND STUDENT SUPPORT (CISS) PACKAGE 20-21 / ONDataSuite 20-21 / STATE ALLOTMENTS	6,226.72
10/02/2020		199 E 41 6239 10 750 0 99 000	ESC REGION 10	20-21 REGION 10 CONTRACTS SKYWARD STUDENT REGION 10 SUPPORT SERVICES 20-21 (ADDITIONAL SKYWARD SUPPORT) / PEIMS CO-OP 3 20-21/HR PACKAGE 2021 / CARES ACT 20-21 / GIFTED AND TALENTED 20-21 / ADMINISTRATIVE SERVICES 20-21 CURRICULUM SUPPORT SERVICES PACKAGE (FORMERLY TEKS RESOURCE SYSTEM COOPERATIVE) 20-21 / LIBRARY SERVICES 20-21 / EARLY CHILDHOOD PACKAGE 20-21 / EARLY CHILDHOOD PACKAGES 20-21/LIBRARY SERVICES PACKAGE 20-21 / ITEM BANK TEKSbank 20-21 / COUNSELOR	2,445.26

CHECK NUMBER	CHECK DATE	ACCOUNT NUMBER	VENDOR	INVOICE DESCRIPTION	AMOUNT
10/02/2020	199 E 41 6239 10 750 0 99 PEM	ESC REGION 10		INITIATIVE AND STUDENT SUPPORT (CISS) PACKAGE 20-21 / ONDataSuite 20-21 / STATE ALLOTMENTS 20-21 REGION 10 CONTRACTS	515.84
10/02/2020	199 E 31 6239 81 000 0 11 000	ESC REGION 10		SKYWARD STUDENT REGION 10 SUPPORT SERVICES 20-21 (ADDITIONAL SKYWARD SUPPORT) / PEIMS CO-OP 3 20-21/HR PACKAGE 2021 / CARES ACT 20-21 / GIFTED AND TALENTED 20-21 / ADMINISTRATIVE SERVICES 20-21 CURRICULUM SUPPORT SERVICES PACKAGE (FORMERLY TEKS RESOURCE SYSTEM COOPERATIVE) 20-21 / LIBRARY SERVICES 20-21 / EARLY CHILDHOOD PACKAGE 20-21 / EARLY CHILDHOOD PACKAGES 20-21/LIBRARY SERVICES PACKAGE 20-21 / ITEM BANK TEKSbank 20-21 / COUNSELOR INITIATIVE AND STUDENT SUPPORT (CISS) PACKAGE 20-21 / ONDataSuite 20-21 / STATE ALLOTMENTS	520.79
10/02/2020	199 E 31 6239 81 000 0 23 000	ESC REGION 10		20-21 REGION 10 CONTRACTS SKYWARD STUDENT REGION 10 SUPPORT SERVICES 20-21 (ADDITIONAL SKYWARD SUPPORT) / PEIMS CO-OP 3 20-21/HR PACKAGE 2021 / CARES ACT 20-21 / GIFTED AND TALENTED 20-21 / ADMINISTRATIVE SERVICES 20-21 CURRICULUM SUPPORT SERVICES PACKAGE (FORMERLY TEKS RESOURCE SYSTEM COOPERATIVE) 20-21 / LIBRARY SERVICES 20-21 / EARLY CHILDHOOD PACKAGE 20-21 / EARLY CHILDHOOD PACKAGES 20-21/LIBRARY SERVICES PACKAGE 20-21 / ITEM BANK TEKSbank 20-21 / COUNSELOR INITIATIVE AND STUDENT SUPPORT (CISS) PACKAGE 20-21 / ONDataSuite 20-21 / STATE ALLOTMENTS	173.60

CHECK NUMBER	CHECK DATE	ACCOUNT NUMBER	VENDOR	INVOICE DESCRIPTION	AMOUNT
				SERVICES 20-21 CURRICULUM SUPPORT SERVICES PACKAGE (FORMERLY TEKS RESOURCE SYSTEM COOPERATIVE) 20-21 / LIBRARY SERVICES 20-21 / EARLY CHILDHOOD PACKAGE 20-21 / EARLY CHILDHOOD PACKAGES 20-21/LIBRARY SERVICES PACKAGE 20-21 / ITEM BANK TEKSbank 20-21 / COUNSELOR INITIATIVE AND STUDENT SUPPORT (CISS) PACKAGE 20-21 / ONDataSuite 20-21 / STATE ALLOTMENTS	
10/02/2020	199 E 13 6239 00 999 0 21 099	ESC REGION 10		20-21 REGION 10 CONTRACTS	495.99
				SKYWARD STUDENT REGION 10 SUPPORT SERVICES 20-21 (ADDITIONAL SKYWARD SUPPORT) / PEIMS CO-OP 3 20-21/HR PACKAGE 2021 / CARES ACT 20-21 / GIFTED AND TALENTED 20-21 / ADMINISTRATIVE SERVICES 20-21 CURRICULUM SUPPORT SERVICES PACKAGE (FORMERLY TEKS RESOURCE SYSTEM COOPERATIVE) 20-21 / LIBRARY SERVICES 20-21 / EARLY CHILDHOOD PACKAGE 20-21 / EARLY CHILDHOOD PACKAGES 20-21/LIBRARY SERVICES PACKAGE 20-21 / ITEM BANK TEKSbank 20-21 / COUNSELOR INITIATIVE AND STUDENT SUPPORT (CISS) PACKAGE 20-21 / ONDataSuite 20-21 / STATE ALLOTMENTS	
				Totals for 58353	21,375.00
58354	10/02/2020	199 E 51 6249 00 999 0 99 000	ESTES ELECTRIC INC	Misc Electric services stadium lights	2,199.79
				Totals for 58354	2,199.79
58355	10/02/2020	199 E 51 6319 00 999 0 99 000	FERRIS AUTO SUPPLY &	supplies	43.45
	10/02/2020	199 E 51 6319 00 999 0 99 000	FERRIS AUTO SUPPLY &	supplies	16.77
	10/02/2020	199 E 51 6319 00 999 0 99 000	FERRIS AUTO SUPPLY &	supplies	16.99
	10/02/2020	199 E 51 6319 00 999 0 99 000	FERRIS AUTO SUPPLY &	supplies	8.69
	10/02/2020	199 E 51 6319 00 999 0 99 000	FERRIS AUTO SUPPLY &	supplies	10.79
				Totals for 58355	96.69
58356	10/02/2020	199 E 11 6399 02 104 0 11 000	FLATT STATIONERS INC	2ND GRADE COLOR CARD STOCK	180.65
				Totals for 58356	180.65
58357	10/02/2020	199 E 36 6399 08 999 0 91 000	GILMAN GEAR	ATHLETIC SUPPLIES	5,090.00
				Totals for 58357	5,090.00
58358	10/02/2020	199 E 34 6319 00 999 0 99 000	HI-LINE	misc shop	525.48
				Totals for 58358	525.48
58359	10/02/2020	199 E 34 6319 00 999 0 99 000	HULON FOX TRANSMISSI	SHOP SUPPLIES	2,100.00
				Totals for 58359	2,100.00
58360	10/02/2020	199 E 11 6222 06 002 0 22 000	KADUCEUS HOLDINGS, I	Kaduceus EKG Program Annual License Renewal and Hartman's	2,112.00

CHECK NUMBER	CHECK DATE	ACCOUNT NUMBER	VENDOR	INVOICE DESCRIPTION	AMOUNT
	10/02/2020	199 E 11 6222 06 002 0 22 000	KADUCEUS HOLDINGS, I	Complete Guide for EKG Tech and Test Prep and Questions-CTE-Health Science Kaduceus EKG Program Annual License Renewal and Hartman's Complete Guide for EKG Tech and Test Prep and Questions-CTE-Health Science	2,500.00
				Totals for 58360	4,612.00
58361	10/02/2020	199 E 51 6319 00 999 0 99 000	KEITH'S ACE HARDWARE	supplies	48.88
	10/02/2020	199 E 51 6319 00 999 0 99 000	KEITH'S ACE HARDWARE	supplies	38.11
	10/02/2020	199 E 51 6319 00 999 0 99 000	KEITH'S ACE HARDWARE	supplies	45.98
	10/02/2020	199 E 51 6319 00 999 0 99 000	KEITH'S ACE HARDWARE	supplies	32.38
				Totals for 58361	165.35
58362	10/02/2020	701 R 00 5751 54 002 0 00 000	LAXSON, MARCI	REFUND OF STUDENT LUNCH ACCOUNT. GRADUATED MAY 2020	19.60
				Totals for 58362	19.60
58363	10/02/2020	211 E 11 6399 02 104 0 30 000	LEARNING A-Z	RAZ LICENSE	3,695.00
	10/02/2020	211 E 11 6399 20 105 0 30 000	LEARNING A-Z	RAZ LICENSE	5,542.50
				Totals for 58363	9,237.50
58364	10/02/2020	199 E 11 6299 00 999 0 23 000	LETOURNEAU & ASSOCIA	SPED-CONTRACTORS	5,066.35
	10/02/2020	199 E 11 6299 00 999 0 23 000	LETOURNEAU & ASSOCIA	SPED-CONTRACTORS	5,712.35
				Totals for 58364	10,778.70
58365	10/02/2020	199 E 36 6412 08 002 0 91 ENT	LEWISVILLE HIGH SCHO	ENTRY FEE-GOLF	50.00
				Totals for 58365	50.00
58366	10/02/2020	199 E 34 6319 00 999 0 99 000	MAC HAIK FORD	misc shop	219.60
	10/02/2020	199 E 34 6319 00 999 0 99 000	MAC HAIK FORD	misc shop	239.60
				Totals for 58366	459.20
58367	10/02/2020	199 E 51 6499 CV 999 0 99 000	MARK'S PLUMBING PART	touchless faucets	3,279.84
				Totals for 58367	3,279.84
58368	10/02/2020	199 E 34 6311 00 999 0 99 000	MILLEN OIL CO	Fuel for buses	3,046.53
	10/02/2020	199 E 34 6311 00 999 0 99 000	MILLEN OIL CO	Fuel for buses	2,112.45
	10/02/2020	199 E 34 6311 00 999 0 99 000	MILLEN OIL CO	Fuel for buses	1,538.14
				Totals for 58368	6,697.12
58369	10/02/2020	199 E 11 6499 03 041 0 11 461	MORRIS, MELANIE	Cakes for staff-August/September birthdays	60.00
				Totals for 58369	60.00
58370	10/02/2020	211 E 11 6399 04 002 1 30 000	NEARPOD INC.	Nearpod District Edition License	6,923.93
	10/02/2020	211 E 11 6399 03 041 1 30 000	NEARPOD INC.	Nearpod District Edition License	6,923.93
				Totals for 58370	13,847.86
58371	10/02/2020	199 E 51 6319 00 999 0 99 000	OAK SECURITY GROUP L	misc building hardware	436.20
				Totals for 58371	436.20
58372	10/02/2020	199 E 36 6399 08 999 0 91 000	OFFICE DEPOT	OFFICE DEPOT	316.13
	10/02/2020	199 E 36 6399 08 999 0 91 000	OFFICE DEPOT	OFFICE DEPOT	38.37
	10/02/2020	199 E 11 6399 DX 002 0 37 DYS	OFFICE DEPOT	SPED-CALT SUPPLIES FOR DISTRICT -RM/LC	71.88
				Totals for 58372	426.38
58373	10/02/2020	199 E 36 6299 08 999 0 91 000	PADILLA POLL	2020 PADILLA POLL SUBSCRIPTION	200.00
				Totals for 58373	200.00
58374	10/02/2020	199 E 51 6319 00 999 0 99 000	PARRISH HARE ELECTRI	ELECTRICAL SUPPLIES	86.42
				Totals for 58374	86.42
58375	10/02/2020	199 E 34 6219 00 999 0 99 000	PINNACLE MEDICAL MAN	Drug testing services	390.00

CHECK NUMBER	CHECK DATE	ACCOUNT NUMBER	VENDOR	INVOICE DESCRIPTION	AMOUNT
				Totals for 58375	390.00
58376	10/02/2020	199 E 31 6399 01 103 0 99 000	POSITIVE PROMOTIONS	Red Ribbon Week	232.80
				Totals for 58376	232.80
58377	10/02/2020	199 E 34 6319 00 999 0 99 000	PREMIER TRUCK GROUP	misc shop	1,494.56
				Totals for 58377	1,494.56
58378	10/02/2020	199 E 34 6319 00 999 0 99 000	RED OAK AUTO PARTS	SHOP SUPPLIES	-43.98
	10/02/2020	199 E 34 6319 00 999 0 99 000	RED OAK AUTO PARTS	SHOP SUPPLIES	125.98
	10/02/2020	199 E 34 6319 00 999 0 99 000	RED OAK AUTO PARTS	SHOP SUPPLIES	278.96
	10/02/2020	199 E 34 6319 00 999 0 99 000	RED OAK AUTO PARTS	SHOP SUPPLIES	112.99
				Totals for 58378	473.95
58379	10/02/2020	199 E 11 6395 03 041 0 11 000	SCHOOL OUTFITTERS	Wobble chairs for K. Lopez classroom Quote # QUO11238405 attached	221.32
				Totals for 58379	221.32
58380	10/02/2020	701 E 35 6342 01 999 0 99 000	SEAL TEX, INC.	FOOD SERVICE SUPPLIES	59.50
	10/02/2020	701 E 35 6342 02 999 0 99 000	SEAL TEX, INC.	FOOD SERVICE SUPPLIES	59.50
	10/02/2020	701 E 35 6342 03 999 0 99 000	SEAL TEX, INC.	FOOD SERVICE SUPPLIES	59.50
	10/02/2020	701 E 35 6342 04 999 0 99 000	SEAL TEX, INC.	FOOD SERVICE SUPPLIES	59.50
	10/02/2020	701 E 35 6342 20 999 0 99 000	SEAL TEX, INC.	FOOD SERVICE SUPPLIES	59.50
				Totals for 58380	297.50
58381	10/02/2020	199 E 11 6411 20 105 0 25 000	SEIDLITZ EDUCATION,	VIRTUAL WEBINAR REGISTRATION	195.00
				Totals for 58381	195.00
58382	10/02/2020		SHI GOVERNMENT SOLUT		0.00
				Totals for 58382	0.00
58383	10/02/2020	199 E 11 6396 03 041 0 11 000	SHI GOVERNMENT SOLUT	2 surveillance cameras for band hall Quote #: 19339422	654.56
	10/02/2020	199 E 23 6396 03 041 0 99 000	SHI GOVERNMENT SOLUT	Admin. computers Quote #: 19348482	4,582.26
	10/02/2020	199 E 11 6396 CB 104 0 11 TEC	SHI GOVERNMENT SOLUT	Chromebook 11 3100 - Intel Celeron N4020 - 4GB 2400MHz LPDDR4 Non-ECC - 16GB eMMC Hard Drive - 11.6" HD (1366 x 768) Embedded Touch, Camera & Microphone Dell - Part#: 3000060686666.1 Dell - Part # 3000060686667.1	16,440.82
	10/02/2020	199 E 11 6396 CB 105 0 11 TEC	SHI GOVERNMENT SOLUT	Chromebook 11 3100 - Intel Celeron N4020 - 4GB 2400MHz LPDDR4 Non-ECC - 16GB eMMC Hard Drive - 11.6" HD (1366 x 768) Embedded Touch, Camera & Microphone Dell - Part#: 3000060686666.1 Dell - Part # 3000060686667.1	7,937.34
	10/02/2020	199 E 11 6396 CB 041 0 11 TEC	SHI GOVERNMENT SOLUT	Chromebook 11 3100 - Intel Celeron N4020 - 4GB 2400MHz LPDDR4 Non-ECC - 16GB eMMC Hard Drive - 11.6" HD (1366 x 768) Embedded Touch, Camera & Microphone Dell - Part#: 3000060686666.1 Dell - Part # 3000060686667.1	11,149.26
	10/02/2020	199 E 11 6396 CB 002 0 11 TEC	SHI GOVERNMENT SOLUT	Chromebook 11 3100 - Intel Celeron N4020 - 4GB 2400MHz LPDDR4 Non-ECC - 16GB eMMC Hard Drive - 11.6" HD (1366 x	13,936.58

CHECK NUMBER	CHECK DATE	ACCOUNT NUMBER	VENDOR	INVOICE DESCRIPTION	AMOUNT
				768) Embedded Touch, Camera & Microphone Dell - Part#: 3000060686666.1 Dell - Part # 3000060686667.1	
10/02/2020	199 E 11	6396 CB 104 0 11	TEC SHI GOVERNMENT SOLUT	Chromebook 11 3100 - Intel Celeron N4020 - 4GB 2400MHz LPDDR4 Non-ECC - 16GB eMMC Hard Drive - 11.6" HD (1366 x 768) Embedded Touch, Camera & Microphone Dell - Part#: 3000060686666.1 Dell - Part # 3000060686667.1	45,032.78
10/02/2020	199 E 11	6396 CB 105 0 11	TEC SHI GOVERNMENT SOLUT	Chromebook 11 3100 - Intel Celeron N4020 - 4GB 2400MHz LPDDR4 Non-ECC - 16GB eMMC Hard Drive - 11.6" HD (1366 x 768) Embedded Touch, Camera & Microphone Dell - Part#: 3000060686666.1 Dell - Part # 3000060686667.1	21,741.05
10/02/2020	199 E 11	6396 CB 041 0 11	TEC SHI GOVERNMENT SOLUT	Chromebook 11 3100 - Intel Celeron N4020 - 4GB 2400MHz LPDDR4 Non-ECC - 16GB eMMC Hard Drive - 11.6" HD (1366 x 768) Embedded Touch, Camera & Microphone Dell - Part#: 3000060686666.1 Dell - Part # 3000060686667.1	30,538.75
10/02/2020	199 E 11	6396 CB 002 0 11	TEC SHI GOVERNMENT SOLUT	Chromebook 11 3100 - Intel Celeron N4020 - 4GB 2400MHz LPDDR4 Non-ECC - 16GB eMMC Hard Drive - 11.6" HD (1366 x 768) Embedded Touch, Camera & Microphone Dell - Part#: 3000060686666.1 Dell - Part # 3000060686667.1	38,173.42
				Totals for 58383	190,186.82
58384	10/02/2020	865 L 00 2190 90 002 0 00 000	SINGLETON, MARY	Reimbursement for Ceramic Supplies as the student is not enrolled in Ceramics-Student Hannah Singleton	15.00
				Totals for 58384	15.00
58385	10/02/2020	199 E 34 6249 00 999 0 99 000	SOUTHWEST INT'L TRUC	bus #30 repairs	3,040.79
				Totals for 58385	3,040.79
58386	10/02/2020	199 E 36 6412 08 999 0 91 000	SUBWAY	ATHLETIC MEALS-JV FB	235.00
	10/02/2020	199 E 36 6412 08 999 0 91 000	SUBWAY	ATHLETIC MEALS-JV FB	250.00
	10/02/2020	199 E 36 6412 08 999 0 91 000	SUBWAY	ATHLETIC MEALS-HS TENNIS	100.00
				Totals for 58386	585.00
58387	10/02/2020	199 E 51 6495 00 999 0 99 000	TASBO	Dues	135.00
	10/02/2020	199 E 51 6495 00 999 0 99 000	TASBO	Dues	135.00
	10/02/2020	199 E 41 6411 10 750 0 99 PEM	TASBO	VIRTUAL TASBO PEIMS ACADEMY	305.00
				Totals for 58387	575.00
58388	10/02/2020	199 E 11 6399 01 103 0 25 000	TEACHER SYNERGY, LLC	Bilingual digital resources	127.29
				Totals for 58388	127.29
58389	10/02/2020	199 E 11 6495 01 103 0 11 000	TEPSA	TEPSA membership - Reyes	344.00

CHECK NUMBER	CHECK DATE	ACCOUNT NUMBER	VENDOR	INVOICE DESCRIPTION	AMOUNT
				Totals for 58389	344.00
58390	10/02/2020	199 E 23 6495 04 002 0 99 000	TEXAS ASSOC OF SCHOO	2020-2021 Texas Association of School Administrators Renewal-Andru Gilbert	276.00
				Totals for 58390	276.00
58391	10/02/2020	199 E 41 6499 10 701 0 99 000	TEXAS ASSOCIATION OF	2020-2021 MEMBERSHIP DUES	500.00
				Totals for 58391	500.00
58392	10/02/2020		TEXAS SKYWARD USER G		0.00
				Totals for 58392	0.00
58393	10/02/2020		TEXAS SKYWARD USER G		0.00
				Totals for 58393	0.00
58394	10/02/2020	199 E 41 6411 10 750 0 99 000	TEXAS SKYWARD USER G	Skyward User Conference(Virtual)	275.00
	10/02/2020	199 E 41 6411 10 750 0 99 000	TEXAS SKYWARD USER G	Skyward User Conference(Virtual)	275.00
	10/02/2020	199 E 41 6411 10 750 0 99 000	TEXAS SKYWARD USER G	Skyward User Conference(Virtual)	275.00
	10/02/2020	199 E 41 6411 10 750 0 99 000	TEXAS SKYWARD USER G	Skyward User Conference(Virtual)	275.00
	10/02/2020	199 E 41 6411 10 750 0 99 PEM	TEXAS SKYWARD USER G	TSUG 2020 CONFERENCE REGISTRATIONS	275.00
	10/02/2020	199 E 41 6411 10 750 0 99 PEM	TEXAS SKYWARD USER G	TSUG 2020 CONFERENCE REGISTRATIONS	275.00
	10/02/2020	199 E 41 6411 10 750 0 99 PEM	TEXAS SKYWARD USER G	TSUG 2020 CONFERENCE REGISTRATIONS	275.00
	10/02/2020	199 E 41 6411 10 750 0 99 PEM	TEXAS SKYWARD USER G	TSUG 2020 CONFERENCE REGISTRATIONS	275.00
	10/02/2020	199 E 41 6411 10 750 0 99 PEM	TEXAS SKYWARD USER G	TSUG 2020 CONFERENCE REGISTRATIONS	275.00
				Totals for 58394	2,475.00
58395	10/02/2020	199 E 11 6412 69 002 0 22 000	THE CERTIFIED WELDIN	AWS Certified Welder Application fees for 18 students	360.00
				Totals for 58395	360.00
58396	10/02/2020	199 E 51 6319 00 999 0 99 000	TRANE, INC	MISC HVAC SUPPLIES	128.97
				Totals for 58396	128.97
58397	10/02/2020	199 E 36 6299 24 002 0 91 000	TREVINO'S GYMNASTICS	October 2020 High School Cheer Squad Tuition	1,000.00
	10/02/2020	199 E 36 6299 24 002 0 91 000	TREVINO'S GYMNASTICS	November 2020 High School Cheer Squad Tuition	1,000.00
				Totals for 58397	2,000.00
58398	10/02/2020	199 E 11 6222 AP 002 0 11 000	VISTA HIGHER LEARNIN	AP Spanish Language & Culture Exam Prep	1,648.35
				Totals for 58398	1,648.35
58399	10/02/2020	199 E 11 6411 06 002 0 22 000	VOCATIONAL AGRICULTU	2020-2021 VATAT Membership-CTE-AG	300.00
				Totals for 58399	300.00
58400	10/02/2020		WAL-MART		0.00
				Totals for 58400	0.00
58401	10/02/2020	199 E 11 6499 03 041 0 11 461	WAL-MART	Teacher Incentives Receipt dated 9/4/20 attached.	192.36
	10/02/2020	199 E 11 6399 03 041 0 11 000	WAL-MART	Misc. "Clearance" classroom supplies	138.57
	10/02/2020	199 E 11 6399 03 041 0 11 000	WAL-MART	SD card and converters for Tarver's class Contingency -Shopping list attached	92.64

CHECK NUMBER	CHECK DATE	ACCOUNT NUMBER	VENDOR	INVOICE DESCRIPTION	AMOUNT
58401	10/02/2020	199 E 61 6499 61 999 0 99 000	WAL-MART	OPEN PO FOR WALMART- HOMELESS	20.79
	10/02/2020	865 L 00 2190 13 000 0 00 000	WAL-MART	SCHOOL SUPPLIES FOR STUDENTS	98.46
	10/02/2020	199 E 11 6399 01 103 0 32 000	WAL-MART	PK Apple Unit	56.16
	10/02/2020	199 E 11 6399 01 103 0 11 000	WAL-MART	Kinder science activity / Campus Supplies	4.48
	10/02/2020	199 E 11 6499 01 103 0 11 461	WAL-MART	Kinder science activity / Campus Supplies	31.35
	10/02/2020	199 E 11 6399 01 103 0 11 461	WAL-MART	campus supplies	29.50
	10/02/2020	199 E 11 6399 01 103 0 11 461	WAL-MART	campus supplies	23.96
Totals for 58401					688.27
58402	10/02/2020	199 E 36 6412 08 999 0 91 000	WHATABURGER RESTAURA	ATHLETIC MEALS-V CC	44.00
Totals for 58402					44.00
58408	10/07/2020	199 E 52 6411 00 999 0 99 0PD	NAVARRO COLLEGE	TCOLE REQUIRED TRAINING - T. HALL	52.00
Totals for 58408					52.00
58409	10/09/2020	199 E 41 6499 10 701 0 99 000	BROOKSHIRE BROTHERS	MISC SUPPLIES FOR ADMIN OFFICE	295.00
Totals for 58409					295.00
58410	10/09/2020	429 E 11 6129 GO 002 1 11 GYO	CHAPA, MARIA	REIMBURSEMENT FOR GROW YOUR OWN TEACHER	3,094.31
Totals for 58410					3,094.31
58411	10/09/2020	199 E 51 6255 00 999 0 99 BUS	CITY OF FERRIS	20-21 WATER ENCUMBRANCE	76.25
	10/09/2020	199 E 51 6255 01 999 0 99 000	CITY OF FERRIS	20-21 WATER ENCUMBRANCE	476.59
	10/09/2020	199 E 51 6255 02 999 0 99 000	CITY OF FERRIS	20-21 WATER ENCUMBRANCE	222.41
	10/09/2020	199 E 51 6255 03 999 0 99 000	CITY OF FERRIS	20-21 WATER ENCUMBRANCE	330.44
	10/09/2020	199 E 51 6255 04 999 0 99 000	CITY OF FERRIS	20-21 WATER ENCUMBRANCE	2,389.31
	10/09/2020	199 E 51 6255 06 999 0 99 000	CITY OF FERRIS	20-21 WATER ENCUMBRANCE	190.64
	10/09/2020	199 E 51 6255 08 999 0 91 000	CITY OF FERRIS	20-21 WATER ENCUMBRANCE	635.45
	10/09/2020	199 E 51 6255 10 999 0 91 000	CITY OF FERRIS	20-21 WATER ENCUMBRANCE	127.09
	10/09/2020	199 E 51 6255 20 999 0 99 000	CITY OF FERRIS	20-21 WATER ENCUMBRANCE	635.45
Totals for 58411					5,083.63
58412	10/09/2020	199 E 41 6439 10 702 0 99 000	ELLIS COUNTY TREASUR	FOR ELECTION SERVICES FOR NOVEMBER 3, 2020 SCHOOL BOARD TRUSTEE ELECTION.	2,720.00
Totals for 58412					2,720.00
58413	10/09/2020	199 E 41 6239 10 750 0 99 000	ESC REGION 12	FINANCIAL BENCHMARKING (SEPT 2020- AUG 2021)	3,600.00
	10/09/2020	199 E 41 6239 10 750 0 99 000	ESC REGION 12	FINANCIAL BENCHMARKING (SEPT 2020- AUG 2021)	5,000.00
Totals for 58413					8,600.00
58414	10/09/2020	429 E 11 6129 GO 104 1 11 GYO	GARCIA, BRENDA	REIMBURSEMENT FOR GROW YOUR OWN TEACHER	1,603.66
Totals for 58414					1,603.66
58415	10/09/2020	199 E 11 6411 06 002 0 22 000	HILTON GARDEN INN	Hotel stay for Hearts of Texas Lamb Show 10-10-20 thru 10-12-20	200.00
Totals for 58415					200.00
58416	10/09/2020	199 E 36 6299 08 999 0 91 000	HUDL	VIDEO SERVICES VFB & VVB	351.22
	10/09/2020	865 L 00 2190 08 002 0 00 VOL	HUDL	VIDEO SERVICES VFB & VVB	98.78
	10/09/2020	199 E 36 6299 08 999 0 91 000	HUDL	VIDEO SERVICES VFB & VVB	1,248.78
	10/09/2020	865 L 00 2190 08 002 0 00 VOL	HUDL	VIDEO SERVICES VFB & VVB	351.22
Totals for 58416					2,050.00
58417	10/09/2020	199 E 51 6319 00 999 0 99 000	LOWES HOME IMPROVEME	MISC SUPPLIES	423.36
Totals for 58417					423.36
58418	10/09/2020	199 E 11 6499 03 041 0 11 461	MORRIS, MELANIE	Cake for staff-October Birthdays for October 6, 2020	60.00

CHECK NUMBER	CHECK DATE	ACCOUNT NUMBER	VENDOR	INVOICE DESCRIPTION	AMOUNT
				Quote attached	
				Totals for 58418	60.00
58419	10/09/2020	199 E 11 6411 06 002 0 22 000	NEWMAN, TAYLOR	Per Diem for Hearts of Texas Lamb Show 10-10-20 thru 10-12-20	108.00
				Totals for 58419	108.00
58420	10/09/2020	199 E 41 6399 10 701 0 99 000	QUADIENT	POSTAGE FOR METER, MAILING LABELS FOR THE POSTAGE METER MT2N1000, AND INK CARTRIDGE ISINK34 ORDER #16600311	1,075.78
				Totals for 58420	1,075.78
58421	10/09/2020	461 E 23 6399 02 104 0 99 000	SAM'S CLUB DIRECT	TEACHER'S LOUNGE SUPPLIES	156.21
	10/09/2020	461 E 23 6499 PY 104 0 99 000	SAM'S CLUB DIRECT	TO COVER OVERAGE ON PO 1042000159 TEACHER'S LOUNGE SUPPLIES	174.05
				Totals for 58421	330.26
58422	10/09/2020	199 E 11 6396 04 002 0 11 TEC	SHI GOVERNMENT SOLUT	PROJECTORS SHI	5,567.65
	10/09/2020	199 E 11 6396 20 105 0 11 TEC	SHI GOVERNMENT SOLUT	PROJECTORS SHI	7,383.91
				Totals for 58422	12,951.56
58423	10/09/2020	199 A 00 1263 00 000 0 00 000	US BANK	BOND AGENCY FEES	450.00
	10/09/2020	199 A 00 1263 00 000 0 00 000	US BANK	BOND AGENCY FEES	450.00
	10/09/2020	199 A 00 1263 00 000 0 00 000	US BANK	BOND AGENCY FEES	440.00
				Totals for 58423	1,340.00
58424	10/09/2020	429 E 11 6129 GO 103 1 11 GYO	VEGA, JACQUELINE	REIMBURSEMENT FOR GROW YOUR OWN TEACHER	752.34
				Totals for 58424	752.34
58425	10/09/2020	199 E 11 6499 02 104 0 11 461	WEETE, CHRISTY	REIMBURSEMENT FOR FOOD ON 10/6/20	57.71
				Totals for 58425	57.71
58439	10/09/2020	199 A 00 1263 00 000 0 00 000	THE ELLIS COUNTY PRE	BOND ELECTION NOTICE FOR THE NOVEMBER 3, 2020 ELECTION RUN ONE TIME THE WEEK OF OCTOBER 5TH THROUGH THE 9TH.	4,200.00
				Totals for 58439	4,200.00
58440	10/13/2020	199 E 11 6499 03 041 0 11 461	JAVIER'S CAFE	Lunch for 22 employees/Attendance Contest Winners	240.90
				Totals for 58440	240.90
58444	10/20/2020	199 E 51 6256 00 999 0 99 000	DEPT OF INFORMATION	COMMUNICATIONS TECHNOLOGY SERVICE	39.79
	10/20/2020	199 E 51 6256 00 999 0 99 0PD	DEPT OF INFORMATION	COMMUNICATIONS TECHNOLOGY SERVICE	51.34
	10/20/2020	199 E 51 6256 00 999 0 99 BUS	DEPT OF INFORMATION	COMMUNICATIONS TECHNOLOGY SERVICE	51.34
	10/20/2020	199 E 51 6256 01 999 0 99 000	DEPT OF INFORMATION	COMMUNICATIONS TECHNOLOGY SERVICE	51.34
	10/20/2020	199 E 51 6256 02 999 0 99 000	DEPT OF INFORMATION	COMMUNICATIONS TECHNOLOGY SERVICE	51.29
	10/20/2020	199 E 51 6256 03 999 0 99 000	DEPT OF INFORMATION	COMMUNICATIONS TECHNOLOGY SERVICE	82.81
	10/20/2020	199 E 51 6256 04 999 0 99 000	DEPT OF INFORMATION	COMMUNICATIONS TECHNOLOGY SERVICE	82.81
	10/20/2020	199 E 51 6256 08 999 0 91 000	DEPT OF INFORMATION	COMMUNICATIONS TECHNOLOGY SERVICE	51.32
				Totals for 58444	462.04
58445	10/20/2020	199 E 51 6257 00 999 0 99 BUS	DIRECT ENERGY BUSINE	20-21 ENERGY ENCUMBRANCE	901.42

CHECK NUMBER	CHECK DATE	ACCOUNT NUMBER	VENDOR	INVOICE DESCRIPTION	AMOUNT
58445	10/20/2020	199 E 51 6257 01 999 0 99 000	DIRECT ENERGY BUSINE	20-21 ENERGY ENCUMBRANCE	5,007.89
	10/20/2020	199 E 51 6257 02 999 0 99 000	DIRECT ENERGY BUSINE	20-21 ENERGY ENCUMBRANCE	8,137.81
	10/20/2020	199 E 51 6257 03 999 0 99 000	DIRECT ENERGY BUSINE	20-21 ENERGY ENCUMBRANCE	5,633.87
	10/20/2020	199 E 51 6257 04 999 0 99 000	DIRECT ENERGY BUSINE	20-21 ENERGY ENCUMBRANCE	12,807.67
	10/20/2020	199 E 51 6257 10 999 0 99 000	DIRECT ENERGY BUSINE	20-21 ENERGY ENCUMBRANCE	3,004.73
	10/20/2020	199 E 51 6257 20 999 0 99 000	DIRECT ENERGY BUSINE	20-21 ENERGY ENCUMBRANCE	8,137.82
	10/20/2020	199 E 51 6257 06 999 0 99 000	DIRECT ENERGY BUSINE	20-21 ENERGY ENCUMBRANCE	187.79
Totals for 58445					43,819.00
58446	10/20/2020	199 E 51 6256 00 999 0 99 000	FRONTIER	20-21 PHONE / FAX	303.45
	10/20/2020	199 E 51 6256 00 999 0 99 000	FRONTIER	20-21 PHONE / FAX	158.87
	10/20/2020	199 E 51 6256 00 999 0 99 000	FRONTIER	20-21 PHONE / FAX	231.34
	10/20/2020	199 E 51 6256 01 999 0 99 000	FRONTIER	20-21 PHONE / FAX	303.45
	10/20/2020	199 E 51 6256 02 999 0 99 000	FRONTIER	20-21 PHONE / FAX	303.47
	10/20/2020	199 E 51 6256 04 999 0 99 000	FRONTIER	20-21 PHONE / FAX	1,019.94
	10/20/2020	199 E 51 6256 05 999 0 99 000	FRONTIER	20-21 PHONE / FAX	80.25
	10/20/2020	199 E 51 6256 06 999 0 22 000	FRONTIER	20-21 PHONE / FAX	0.32
	10/20/2020	199 E 51 6256 08 999 0 91 000	FRONTIER	20-21 PHONE / FAX	150.73
	10/20/2020	199 E 51 6256 10 999 0 99 000	FRONTIER	20-21 PHONE / FAX	451.39
	10/20/2020	199 E 51 6256 20 999 0 99 000	FRONTIER	20-21 PHONE / FAX	109.42
	10/20/2020	199 E 51 6256 44 999 0 99 000	FRONTIER	20-21 PHONE / FAX	20.08
	10/20/2020	199 E 51 6256 10 999 0 99 000	FRONTIER	20-21 PHONE / FAX	240.98
	10/20/2020	199 E 51 6256 10 999 0 99 000	FRONTIER	20-21 PHONE / FAX	240.97
Totals for 58446					3,614.66
58447	10/20/2020	199 E 33 6299 00 999 0 99 099	HOUSTON ISD - MEDICA	Medicaid Finance & Consulting Services	44.68
Totals for 58447					44.68
58448	10/20/2020	199 E 51 6258 00 999 0 99 000	TXU ENERGY	20-21 TXU CHARGES	7.17
	10/20/2020	199 E 51 6258 01 999 0 99 000	TXU ENERGY	20-21 TXU CHARGES	7.17
	10/20/2020	199 E 51 6258 02 999 0 99 000	TXU ENERGY	20-21 TXU CHARGES	7.17
	10/20/2020	199 E 51 6258 03 999 0 99 000	TXU ENERGY	20-21 TXU CHARGES	7.17
	10/20/2020	199 E 51 6258 04 999 0 99 000	TXU ENERGY	20-21 TXU CHARGES	7.17
	10/20/2020	199 E 51 6258 10 999 0 99 000	TXU ENERGY	20-21 TXU CHARGES	7.17
	10/20/2020	199 E 51 6258 20 999 0 99 000	TXU ENERGY	20-21 TXU CHARGES	7.17
Totals for 58448					50.19
58449	10/21/2020	199 E 13 6411 00 999 0 99 099	ASSOC FOR COMPENSATO	VIRTUAL CONFERENCE REGISTRATION	375.00
Totals for 58449					375.00
58450	10/21/2020	211 E 11 6399 02 104 1 30 000	EXPLORELEARNING, LLC	SITE LICENSE	2,965.50
	10/21/2020	211 E 11 6399 20 105 1 30 000	EXPLORELEARNING, LLC	SITE LICENSE	2,965.50
Totals for 58450					5,931.00
58451	10/21/2020	199 E 11 6299 45 002 0 11 000	JORDAN, TEREANCE	Colorguard Instructor payment #1	1,000.00
Totals for 58451					1,000.00
58452	10/21/2020	199 E 31 6411 04 002 0 99 000	TEXAS COUNSELING ASS	64th Annual TCA Professional Growth Conference - Virtual - Nov. 11-13, 2020 - Counseling	210.00
Totals for 58452					210.00
58453	10/23/2020	199 E 51 6299 00 999 0 99 099	A & B STATE INSPECTI	VEHICLE INSPECTIONS	19.00
Totals for 58453					19.00
58454	10/23/2020	211 E 11 6399 02 104 1 30 000	ACCELERATE LEARNING	SITE LICENSE STEMSCOPE	918.76
	10/23/2020	211 E 11 6399 20 105 1 30 000	ACCELERATE LEARNING	SITE LICENSE STEMSCOPE	918.74
Totals for 58454					1,837.50
58455	10/23/2020		AMAZON		0.00
Totals for 58455					0.00
58456	10/23/2020		AMAZON		0.00
Totals for 58456					0.00

CHECK NUMBER	CHECK DATE	ACCOUNT NUMBER	VENDOR	INVOICE DESCRIPTION	AMOUNT
58457	10/23/2020		AMAZON		0.00
				Totals for 58457	0.00
58458	10/23/2020	199 E 11 6399 04 002 0 11 000	AMAZON	Art Supplies	85.61
	10/23/2020	199 E 11 6399 02 104 0 11 461	AMAZON	SCRUNCHIES	15.98
	10/23/2020	199 E 11 6395 03 041 0 11 000	AMAZON	Waterfountain for boy's athletics	1,239.73
	10/23/2020	199 E 52 6399 00 999 0 99 0PD	AMAZON	POLICE DEPARTMENT SUPPLIES	119.85
	10/23/2020	199 E 21 6399 00 999 0 23 000	AMAZON	SPED-ADM OFFICE SUPPLIES	81.42
	10/23/2020	199 E 21 6399 00 999 0 23 000	AMAZON	SPED-ADM OFFICE SUPPLIES	207.01
	10/23/2020	199 E 11 6399 03 041 0 23 000	AMAZON	SPED- T HILL FJHS CLASSROOM SUPPLIES	338.61
	10/23/2020	199 E 11 6399 20 105 0 23 000	AMAZON	SPED- T HILL FJHS CLASSROOM SUPPLIES	7.08
	10/23/2020	199 E 11 6399 02 104 0 11 000	AMAZON	2ND GRADE SUPPLIES	156.16
	10/23/2020	199 E 11 6399 02 104 0 11 000	AMAZON	ORDER FOR KAY	127.39
	10/23/2020	199 E 11 6399 02 104 0 11 000	AMAZON	ORDER FOR KAY	126.62
	10/23/2020	199 E 11 6399 02 104 0 11 461	AMAZON	ART CLASSROOM SUPPLIES	227.72
	10/23/2020	199 E 23 6399 02 104 0 99 000	AMAZON	FLOOR MAT AND BATTERIES	50.00
	10/23/2020	199 E 33 6399 02 104 0 99 000	AMAZON	FLOOR MAT AND BATTERIES	10.99
	10/23/2020	199 E 36 6399 09 002 0 99 000	AMAZON	UIL Reading materials	115.01
	10/23/2020	199 E 31 6395 04 002 0 99 000	AMAZON	TV and mount for Counseling Office	262.98
	10/23/2020	865 L 00 2190 24 002 0 00 000	AMAZON	Breast Cancer Awareness Bracelets for Cheer	174.80
	10/23/2020	199 E 11 6399 04 002 0 22 000	AMAZON	Supplies for Front Office, CTE Coordinator, Furniture for Counseling Office and New Laminator for Staff	24.54
	10/23/2020	199 E 23 6399 04 002 0 99 000	AMAZON	Supplies for Front Office, CTE Coordinator, Furniture for Counseling Office and New Laminator for Staff	222.91
	10/23/2020	199 E 23 6395 04 002 0 99 000	AMAZON	Supplies for Front Office, CTE Coordinator, Furniture for Counseling Office and New Laminator for Staff	1,621.70
	10/23/2020	199 E 31 6395 04 002 0 99 000	AMAZON	Supplies for Front Office, CTE Coordinator, Furniture for Counseling Office and New Laminator for Staff	313.28
	10/23/2020	199 E 11 6399 20 105 0 11 000	AMAZON	Gessler - class supplies	214.73
	10/23/2020	199 E 11 6399 CV 104 0 11 000	AMAZON	CLEAR MASK	197.89
	10/23/2020	199 E 11 6399 20 105 0 11 000	AMAZON	Puyear Classroom supplies	191.25
	10/23/2020	199 E 11 6399 20 105 0 11 000	AMAZON	Kline classroom supplies	31.03
				Totals for 58458	6,164.29
58459	10/23/2020	199 E 36 6399 08 002 0 91 FTB	ATHLETIC SUPPLY, INC	ATHLETIC SUPPLIES ORDER NUMBER 49 2640	17,754.80
	10/23/2020	199 E 36 6399 08 041 0 91 VOL	ATHLETIC SUPPLY, INC	ATHLETIC SUPPLIES ORDER NUMBER 49 2908	767.00
				Totals for 58459	18,521.80
58460	10/23/2020	199 E 21 6399 99 999 0 24 000	AVID CENTER	AVID CURRICULUM	70.00
				Totals for 58460	70.00
58461	10/23/2020		BARSCO		0.00
				Totals for 58461	0.00
58462	10/23/2020	701 E 35 6342 01 999 0 99 000	BARSCO	EMERGENCY PO FOR FREEZER/ COOLER PARTS	26.40

CHECK NUMBER	CHECK DATE	ACCOUNT NUMBER	VENDOR	INVOICE DESCRIPTION	AMOUNT
58462	10/23/2020	701 E 35 6342 02 999 0 99 000	BARSCO	EMERGENCY PO FOR FREEZER/ COOLER PARTS	26.40
	10/23/2020	701 E 35 6342 03 999 0 99 000	BARSCO	EMERGENCY PO FOR FREEZER/ COOLER PARTS	26.40
	10/23/2020	701 E 35 6342 04 999 0 99 000	BARSCO	EMERGENCY PO FOR FREEZER/ COOLER PARTS	26.40
	10/23/2020	701 E 35 6342 20 999 0 99 000	BARSCO	EMERGENCY PO FOR FREEZER/ COOLER PARTS	26.40
	10/23/2020	199 E 34 6319 00 999 0 99 000	BARSCO	SHOP SUPPLIES	300.79
	10/23/2020	199 E 34 6319 00 999 0 99 000	BARSCO	SHOP SUPPLIES	368.12
	10/23/2020	199 E 34 6319 00 999 0 99 000	BARSCO	SHOP SUPPLIES	41.90
	10/23/2020	701 E 35 6342 01 999 0 99 000	BARSCO	OPEN PO FOR EQUIPMENT PARTS	26.40
	10/23/2020	701 E 35 6342 02 999 0 99 000	BARSCO	OPEN PO FOR EQUIPMENT PARTS	26.40
	10/23/2020	701 E 35 6342 03 999 0 99 000	BARSCO	OPEN PO FOR EQUIPMENT PARTS	26.40
	10/23/2020	701 E 35 6342 04 999 0 99 000	BARSCO	OPEN PO FOR EQUIPMENT PARTS	26.40
	10/23/2020	701 E 35 6342 20 999 0 99 000	BARSCO	OPEN PO FOR EQUIPMENT PARTS	26.40
				Totals for 58462	974.81
58463	10/23/2020	199 E 34 6319 00 999 0 99 000	BAXTER CLEAN CARE, I	misc shop	322.62
				Totals for 58463	322.62
58464	10/23/2020	199 E 11 6399 04 002 0 11 000	BEE-JAY BUSINESS FOR	Cash Receipt Books for HS	276.79
				Totals for 58464	276.79
58465	10/23/2020	199 E 51 6319 00 999 0 99 000	BLACKLAND BUILDING S	MISC SUPPLIES	100.60
				Totals for 58465	100.60
58466	10/23/2020	199 E 11 6399 04 002 0 11 000	BLICK ART MATERIALS	Art Supplies	134.40
	10/23/2020	199 E 11 6399 04 002 0 11 000	BLICK ART MATERIALS	Art Supplies	27.90
	10/23/2020	199 E 11 6399 04 002 0 11 000	BLICK ART MATERIALS	Art Supplies	13.98
				Totals for 58466	176.28
58467	10/23/2020	199 E 11 6395 69 002 0 22 000	BLUETARP FINANCIAL	Pressure washer for AG Mechanics & AG-CTE	150.00
	10/23/2020	199 E 11 6499 06 002 0 22 000	BLUETARP FINANCIAL	Pressure washer for AG Mechanics & AG-CTE	149.99
				Totals for 58467	299.99
58468	10/23/2020	199 E 36 6412 08 999 0 91 000	CHICK-FIL-A RED OAK	ATHLETIC MEALS	123.38
				Totals for 58468	123.38
58469	10/23/2020	199 E 51 6299 00 999 0 99 099	CINTAS FIRST AID'S	UNIFORM SERVICE	113.46
				Totals for 58469	113.46
58470	10/23/2020	701 E 35 6342 01 999 0 99 000	DESOTO JANITORIAL SU	FOOD SERVICE SUPPLIES	95.39
	10/23/2020	701 E 35 6342 02 999 0 99 000	DESOTO JANITORIAL SU	FOOD SERVICE SUPPLIES	95.39
	10/23/2020	701 E 35 6342 03 999 0 99 000	DESOTO JANITORIAL SU	FOOD SERVICE SUPPLIES	95.39
	10/23/2020	701 E 35 6342 04 999 0 99 000	DESOTO JANITORIAL SU	FOOD SERVICE SUPPLIES	95.39
	10/23/2020	701 E 35 6342 20 999 0 99 000	DESOTO JANITORIAL SU	FOOD SERVICE SUPPLIES	95.39
	10/23/2020	701 E 35 6342 01 999 0 99 000	DESOTO JANITORIAL SU	FOOD SERVICE SUPPLIES	95.39
	10/23/2020	701 E 35 6342 02 999 0 99 000	DESOTO JANITORIAL SU	FOOD SERVICE SUPPLIES	95.39
	10/23/2020	701 E 35 6342 03 999 0 99 000	DESOTO JANITORIAL SU	FOOD SERVICE SUPPLIES	95.39
	10/23/2020	701 E 35 6342 04 999 0 99 000	DESOTO JANITORIAL SU	FOOD SERVICE SUPPLIES	95.39
	10/23/2020	701 E 35 6342 20 999 0 99 000	DESOTO JANITORIAL SU	FOOD SERVICE SUPPLIES	95.39
				Totals for 58470	953.90
58471	10/23/2020	199 E 51 6249 00 999 0 99 000	DIAMOND J PEST CONTR	MONTHLY PEST SERVICES	1,390.00
				Totals for 58471	1,390.00
58472	10/23/2020	199 E 11 6399 20 105 0 11 000	EDUCATION GALAXY	Education Galaxy Program	4,000.00
				Totals for 58472	4,000.00
58473	10/23/2020	199 E 34 6319 00 999 0 99 000	ENNIS OXYGEN & WELDI	welding supplies for shop	311.46
				Totals for 58473	311.46
58474	10/23/2020		ESC REGION 10		0.00
				Totals for 58474	0.00
58475	10/23/2020		ESC REGION 10		0.00

CHECK NUMBER	CHECK DATE	ACCOUNT NUMBER	VENDOR	INVOICE DESCRIPTION	AMOUNT
				Totals for 58475	0.00
58476	10/23/2020		ESC REGION 10		0.00
				Totals for 58476	0.00
58477	10/23/2020	199 E 12 6239 00 999 0 99 099	ESC REGION 10	20-21 REGION 10 CONTRACTS SKYWARD STUDENT REGION 10 SUPPORT SERVICES 20-21 (ADDITIONAL SKYWARD SUPPORT) / PEIMS CO-OP 3 20-21/HR PACKAGE 2021 / CARES ACT 20-21 / GIFTED AND TALENTED 20-21 / ADMINISTRATIVE SERVICES 20-21 CURRICULUM SUPPORT SERVICES PACKAGE (FORMERLY TEKS RESOURCE SYSTEM COOPERATIVE) 20-21 / LIBRARY SERVICES 20-21 / EARLY CHILDHOOD PACKAGE 20-21 / EARLY CHILDHOOD PACKAGES 20-21/LIBRARY SERVICES PACKAGE 20-21 / ITEM BANK TEKSbank 20-21 / COUNSELOR INITIATIVE AND STUDENT SUPPORT (CISS) PACKAGE 20-21 / ONDataSuite 20-21 / STATE ALLOTMENTS	110.48
	10/23/2020	199 E 13 6239 00 999 0 99 099	ESC REGION 10	20-21 REGION 10 CONTRACTS SKYWARD STUDENT REGION 10 SUPPORT SERVICES 20-21 (ADDITIONAL SKYWARD SUPPORT) / PEIMS CO-OP 3 20-21/HR PACKAGE 2021 / CARES ACT 20-21 / GIFTED AND TALENTED 20-21 / ADMINISTRATIVE SERVICES 20-21 CURRICULUM SUPPORT SERVICES PACKAGE (FORMERLY TEKS RESOURCE SYSTEM COOPERATIVE) 20-21 / LIBRARY SERVICES 20-21 / EARLY CHILDHOOD PACKAGE 20-21 / EARLY CHILDHOOD PACKAGES 20-21/LIBRARY SERVICES PACKAGE 20-21 / ITEM BANK TEKSbank 20-21 / COUNSELOR INITIATIVE AND STUDENT SUPPORT (CISS) PACKAGE 20-21 / ONDataSuite 20-21 / STATE ALLOTMENTS	1,733.66
	10/23/2020	199 E 41 6239 10 750 0 99 000	ESC REGION 10	20-21 REGION 10 CONTRACTS SKYWARD STUDENT REGION 10 SUPPORT SERVICES 20-21 (ADDITIONAL SKYWARD SUPPORT) / PEIMS CO-OP 3 20-21/HR PACKAGE 2021 / CARES ACT 20-21 / GIFTED AND TALENTED 20-21 / ADMINISTRATIVE SERVICES 20-21 CURRICULUM	680.81

CHECK NUMBER	CHECK DATE	ACCOUNT NUMBER	VENDOR	INVOICE DESCRIPTION	AMOUNT
10/23/2020	199 E 41	6239 10 750 0 99	PEM ESC REGION 10	SUPPORT SERVICES PACKAGE (FORMERLY TEKS RESOURCE SYSTEM COOPERATIVE) 20-21 / LIBRARY SERVICES 20-21 / EARLY CHILDHOOD PACKAGE 20-21 / EARLY CHILDHOOD PACKAGES 20-21/LIBRARY SERVICES PACKAGE 20-21 / ITEM BANK TEKSbank 20-21 / COUNSELOR INITIATIVE AND STUDENT SUPPORT (CISS) PACKAGE 20-21 / ONDataSuite 20-21 / STATE ALLOTMENTS	143.62
10/23/2020	199 E 31	6239 81 000 0 11 000	ESC REGION 10	20-21 REGION 10 CONTRACTS SKYWARD STUDENT REGION 10 SUPPORT SERVICES 20-21 (ADDITIONAL SKYWARD SUPPORT) / PEIMS CO-OP 3 20-21/HR PACKAGE 2021 / CARES ACT 20-21 / GIFTED AND TALENTED 20-21 / ADMINISTRATIVE SERVICES 20-21 CURRICULUM SUPPORT SERVICES PACKAGE (FORMERLY TEKS RESOURCE SYSTEM COOPERATIVE) 20-21 / LIBRARY SERVICES 20-21 / EARLY CHILDHOOD PACKAGE 20-21 / EARLY CHILDHOOD PACKAGES 20-21/LIBRARY SERVICES PACKAGE 20-21 / ITEM BANK TEKSbank 20-21 / COUNSELOR INITIATIVE AND STUDENT SUPPORT (CISS) PACKAGE 20-21 / ONDataSuite 20-21 / STATE ALLOTMENTS	145.00

CHECK NUMBER	CHECK DATE	ACCOUNT NUMBER	VENDOR	INVOICE DESCRIPTION	AMOUNT
10/23/2020	199 E 31 6239 81 000 0 23 000	ESC REGION 10	ESC REGION 10	ALLOTMENTS 20-21 REGION 10 CONTRACTS SKYWARD STUDENT REGION 10 SUPPORT SERVICES 20-21 (ADDITIONAL SKYWARD SUPPORT) / PEIMS CO-OP 3 20-21/HR PACKAGE 2021 / CARES ACT 20-21 / GIFTED AND TALENTED 20-21 / ADMINISTRATIVE SERVICES 20-21 CURRICULUM SUPPORT SERVICES PACKAGE (FORMERY TEKS RESOURCE SYSTEM COOPERATIVE) 20-21 / LIBRARY SERVICES 20-21 / EARLY CHILDHOOD PACKAGE 20-21 / EARLY CHILDHOOD PACKAGES 20-21/LIBRARY SERVICES PACKAGE 20-21 / ITEM BANK TEKSbank 20-21 / COUNSELOR INITIATIVE AND STUDENT SUPPORT (CISS) PACKAGE 20-21 / ONDataSuite 20-21 / STATE	48.33
10/23/2020	199 E 13 6239 00 999 0 21 099	ESC REGION 10	ESC REGION 10	ALLOTMENTS 20-21 REGION 10 CONTRACTS SKYWARD STUDENT REGION 10 SUPPORT SERVICES 20-21 (ADDITIONAL SKYWARD SUPPORT) / PEIMS CO-OP 3 20-21/HR PACKAGE 2021 / CARES ACT 20-21 / GIFTED AND TALENTED 20-21 / ADMINISTRATIVE SERVICES 20-21 CURRICULUM SUPPORT SERVICES PACKAGE (FORMERY TEKS RESOURCE SYSTEM COOPERATIVE) 20-21 / LIBRARY SERVICES 20-21 / EARLY CHILDHOOD PACKAGE 20-21 / EARLY CHILDHOOD PACKAGES 20-21/LIBRARY SERVICES PACKAGE 20-21 / ITEM BANK TEKSbank 20-21 / COUNSELOR INITIATIVE AND STUDENT SUPPORT (CISS) PACKAGE 20-21 / ONDataSuite 20-21 / STATE	138.10
10/23/2020	199 E 12 6239 00 999 0 99 099	ESC REGION 10	ESC REGION 10	ALLOTMENTS 20-21 REGION 10 CONTRACTS SKYWARD STUDENT REGION 10 SUPPORT SERVICES 20-21 (ADDITIONAL SKYWARD SUPPORT) / PEIMS CO-OP 3 20-21/HR PACKAGE 2021 / CARES ACT 20-21 / GIFTED AND TALENTED 20-21 / ADMINISTRATIVE SERVICES 20-21 CURRICULUM SUPPORT SERVICES PACKAGE (FORMERY TEKS RESOURCE SYSTEM	29.46

CHECK NUMBER	CHECK DATE	ACCOUNT NUMBER	VENDOR	INVOICE DESCRIPTION	AMOUNT
10/23/2020	199 E 13 6239 00 999 0 99 099	ESC REGION 10		COOPERATIVE) 20-21 / LIBRARY SERVICES 20-21 / EARLY CHILDHOOD PACKAGE 20-21 / EARLY CHILDHOOD PACKAGES 20-21/LIBRARY SERVICES PACKAGE 20-21 / ITEM BANK TEKSbank 20-21 / COUNSELOR INITIATIVE AND STUDENT SUPPORT (CISS) PACKAGE 20-21 / ONDataSuite 20-21 / STATE ALLOTMENTS	462.31
10/23/2020	199 E 41 6239 10 750 0 99 000	ESC REGION 10		20-21 REGION 10 CONTRACTS SKYWARD STUDENT REGION 10 SUPPORT SERVICES 20-21 (ADDITIONAL SKYWARD SUPPORT) / PEIMS CO-OP 3 20-21/HR PACKAGE 2021 / CARES ACT 20-21 / GIFTED AND TALENTED 20-21 / ADMINISTRATIVE SERVICES 20-21 CURRICULUM SUPPORT SERVICES PACKAGE (FORMERLY TEKS RESOURCE SYSTEM COOPERATIVE) 20-21 / LIBRARY SERVICES 20-21 / EARLY CHILDHOOD PACKAGE 20-21 / EARLY CHILDHOOD PACKAGES 20-21/LIBRARY SERVICES PACKAGE 20-21 / ITEM BANK TEKSbank 20-21 / COUNSELOR INITIATIVE AND STUDENT SUPPORT (CISS) PACKAGE 20-21 / ONDataSuite 20-21 / STATE ALLOTMENTS	181.55
10/23/2020	199 E 41 6239 10 750 0 99 PEM	ESC REGION 10		20-21 REGION 10 CONTRACTS	38.30

CHECK NUMBER	CHECK DATE	ACCOUNT NUMBER	VENDOR	INVOICE DESCRIPTION	AMOUNT
				SKYWARD STUDENT REGION 10 SUPPORT SERVICES 20-21 (ADDITIONAL SKYWARD SUPPORT) / PEIMS CO-OP 3 20-21/HR PACKAGE 2021 / CARES ACT 20-21 / GIFTED AND TALENTED 20-21 / ADMINISTRATIVE SERVICES 20-21 CURRICULUM SUPPORT SERVICES PACKAGE (FORMERLY TEKS RESOURCE SYSTEM COOPERATIVE) 20-21 / LIBRARY SERVICES 20-21 / EARLY CHILDHOOD PACKAGE 20-21 / EARLY CHILDHOOD PACKAGES 20-21/LIBRARY SERVICES PACKAGE 20-21 / ITEM BANK TEKSbank 20-21 / COUNSELOR INITIATIVE AND STUDENT SUPPORT (CISS) PACKAGE 20-21 / ONDataSuite 20-21 / STATE ALLOTMENTS	
10/23/2020	199 E 31 6239 81 000 0 11 000	ESC REGION 10		20-21 REGION 10 CONTRACTS	38.67
				SKYWARD STUDENT REGION 10 SUPPORT SERVICES 20-21 (ADDITIONAL SKYWARD SUPPORT) / PEIMS CO-OP 3 20-21/HR PACKAGE 2021 / CARES ACT 20-21 / GIFTED AND TALENTED 20-21 / ADMINISTRATIVE SERVICES 20-21 CURRICULUM SUPPORT SERVICES PACKAGE (FORMERLY TEKS RESOURCE SYSTEM COOPERATIVE) 20-21 / LIBRARY SERVICES 20-21 / EARLY CHILDHOOD PACKAGE 20-21 / EARLY CHILDHOOD PACKAGES 20-21/LIBRARY SERVICES PACKAGE 20-21 / ITEM BANK TEKSbank 20-21 / COUNSELOR INITIATIVE AND STUDENT SUPPORT (CISS) PACKAGE 20-21 / ONDataSuite 20-21 / STATE ALLOTMENTS	
10/23/2020	199 E 31 6239 81 000 0 23 000	ESC REGION 10		20-21 REGION 10 CONTRACTS	12.89
				SKYWARD STUDENT REGION 10 SUPPORT SERVICES 20-21 (ADDITIONAL SKYWARD SUPPORT) / PEIMS CO-OP 3 20-21/HR PACKAGE 2021 / CARES ACT 20-21 / GIFTED AND TALENTED 20-21 / ADMINISTRATIVE SERVICES 20-21 CURRICULUM SUPPORT SERVICES PACKAGE (FORMERLY TEKS RESOURCE SYSTEM COOPERATIVE) 20-21 / LIBRARY SERVICES 20-21 / EARLY	

CHECK NUMBER	CHECK DATE	ACCOUNT NUMBER	VENDOR	INVOICE DESCRIPTION	AMOUNT
				CHILDHOOD PACKAGE 20-21 / EARLY CHILDHOOD PACKAGES 20-21/LIBRARY SERVICES PACKAGE 20-21 / ITEM BANK TEKSbank 20-21 / COUNSELOR INITIATIVE AND STUDENT SUPPORT (CISS) PACKAGE 20-21 / ONDataSuite 20-21 / STATE ALLOTMENTS	
10/23/2020		199 E 13 6239 00 999 0 21 099	ESC REGION 10	20-21 REGION 10 CONTRACTS SKYWARD STUDENT REGION 10 SUPPORT SERVICES 20-21 (ADDITIONAL SKYWARD SUPPORT) / PEIMS CO-OP 3 20-21/HR PACKAGE 2021 / CARES ACT 20-21 / GIFTED AND TALENTED 20-21 / ADMINISTRATIVE SERVICES 20-21 CURRICULUM SUPPORT SERVICES PACKAGE (FORMERLY TEKS RESOURCE SYSTEM COOPERATIVE) 20-21 / LIBRARY SERVICES 20-21 / EARLY CHILDHOOD PACKAGE 20-21 / EARLY CHILDHOOD PACKAGES 20-21/LIBRARY SERVICES PACKAGE 20-21 / ITEM BANK TEKSbank 20-21 / COUNSELOR INITIATIVE AND STUDENT SUPPORT (CISS) PACKAGE 20-21 / ONDataSuite 20-21 / STATE ALLOTMENTS	36.82
				Totals for 58477	3,800.00
58478	10/23/2020	199 E 51 6319 00 999 0 99 000	FERRIS AUTO SUPPLY &	supplies	12.98
	10/23/2020	199 E 51 6319 00 999 0 99 000	FERRIS AUTO SUPPLY &	supplies	17.98
	10/23/2020	199 E 51 6319 00 999 0 99 000	FERRIS AUTO SUPPLY &	supplies	11.58
	10/23/2020	199 E 51 6319 00 999 0 99 000	FERRIS AUTO SUPPLY &	supplies	18.00
	10/23/2020	199 E 51 6319 00 999 0 99 000	FERRIS AUTO SUPPLY &	supplies	1.19
				Totals for 58478	61.73
58479	10/23/2020	701 E 35 6342 01 999 0 99 000	FORTE DFW LLC	FOOD SERVICE SUPPLIES	31.00
	10/23/2020	701 E 35 6342 02 999 0 99 000	FORTE DFW LLC	FOOD SERVICE SUPPLIES	31.00
	10/23/2020	701 E 35 6342 03 999 0 99 000	FORTE DFW LLC	FOOD SERVICE SUPPLIES	31.00
	10/23/2020	701 E 35 6342 04 999 0 99 000	FORTE DFW LLC	FOOD SERVICE SUPPLIES	31.00
	10/23/2020	701 E 35 6342 20 999 0 99 000	FORTE DFW LLC	FOOD SERVICE SUPPLIES	31.00
				Totals for 58479	155.00
58480	10/23/2020	199 E 13 6299 00 999 0 99 099	GLASS ARC LLC	5-School Service Fee SMS/Calls	3,625.00
				Totals for 58480	3,625.00
58481	10/23/2020	199 E 36 6299 08 999 0 91 000	GODLEY INDEPENDENT S	DISTRICT 5-4A DIVISION II SECRETARY STIPEND	250.00
				Totals for 58481	250.00
58482	10/23/2020	199 E 11 6249 32 002 0 22 000	GREAT AMERICA FINANC	Agreement 014-1393666-000: Copystar CS 3252ci Copier System-CTE-Graphic Designs	135.00
				Totals for 58482	135.00
58483	10/23/2020	461 E 36 6343 20 105 0 99 000	HAWKINS, CHRISTOPHER	Change for Movie Night	200.00
				Totals for 58483	200.00

CHECK NUMBER	CHECK DATE	ACCOUNT NUMBER	VENDOR	INVOICE DESCRIPTION	AMOUNT
58484	10/23/2020	199 E 36 6412 08 002 0 91 ENT	HILLSBORO INDEPENDEN	ENTRY FEE-HS XC	300.00
Totals for 58484					300.00
58485	10/23/2020	199 E 11 6499 04 002 0 11 000	HOME DEPOT CREDIT SE	Sneeze Guard for AP Secretary-Front Office	64.92
	10/23/2020	199 E 51 6319 00 999 0 99 000	HOME DEPOT CREDIT SE	Building materials	17.59
	10/23/2020	199 E 51 6319 00 999 0 99 000	HOME DEPOT CREDIT SE	Building materials	404.97
	10/23/2020	199 E 11 6399 04 002 0 11 000	HOME DEPOT CREDIT SE	Art Supplies	68.72
Totals for 58485					556.20
58486	10/23/2020	199 E 51 6319 00 999 0 99 000	HOSHIZAKI AMERICA	replacement Bin for the ice machine at the bus barn	1,158.00
Totals for 58486					1,158.00
58487	10/23/2020	211 E 11 6399 02 104 1 30 000	HOUGHTON MIFFLIN HAR	HMH SYSTEM 44 NG EXPANSION 5 YR SUBSCRIPTION	3,712.50
	10/23/2020	211 E 11 6399 20 105 1 30 000	HOUGHTON MIFFLIN HAR	HMH SYSTEM 44 NG EXPANSION 5 YR SUBSCRIPTION	3,712.50
Totals for 58487					7,425.00
58488	10/23/2020	199 E 11 6399 01 103 0 11 CUR	IMAGINE LEARNING, IN	IMAGE LEARNING LANGUAGE/LITERACY	4,000.00
	10/23/2020	199 E 11 6399 02 104 0 11 CUR	IMAGINE LEARNING, IN	IMAGE LEARNING LANGUAGE/LITERACY	4,000.00
	10/23/2020	199 E 11 6399 20 105 0 11 CUR	IMAGINE LEARNING, IN	IMAGE LEARNING LANGUAGE/LITERACY	4,000.00
	10/23/2020	211 E 11 6399 01 103 1 30 000	IMAGINE LEARNING, IN	SYSTEM RENEWAL	6,000.00
	10/23/2020	211 E 11 6399 20 105 1 30 000	IMAGINE LEARNING, IN	SYSTEM RENEWAL	6,000.00
Totals for 58488					24,000.00
58489	10/23/2020	461 E 13 6499 04 002 0 99 000	JOSTENS	Blank Diplomas	125.60
Totals for 58489					125.60
58490	10/23/2020	199 E 51 6319 00 999 0 99 000	KEITH'S ACE HARDWARE	supplies	17.21
Totals for 58490					17.21
58491	10/23/2020		KURZ AND COMPANY		0.00
Totals for 58491					0.00
58492	10/23/2020		KURZ AND COMPANY		0.00
Totals for 58492					0.00
58493	10/23/2020		KURZ AND COMPANY		0.00
Totals for 58493					0.00
58494	10/23/2020		KURZ AND COMPANY		0.00
Totals for 58494					0.00
58495	10/23/2020		KURZ AND COMPANY		0.00
Totals for 58495					0.00
58496	10/23/2020		KURZ AND COMPANY		0.00
Totals for 58496					0.00
58497	10/23/2020		KURZ AND COMPANY		0.00
Totals for 58497					0.00
58498	10/23/2020	701 E 35 6341 01 999 0 99 000	KURZ AND COMPANY	FOOD SERVICE SUPPLIES	1.10
	10/23/2020	701 E 35 6341 02 999 0 99 000	KURZ AND COMPANY	FOOD SERVICE SUPPLIES	2.78
	10/23/2020	701 E 35 6341 03 999 0 99 000	KURZ AND COMPANY	FOOD SERVICE SUPPLIES	3.89
	10/23/2020	701 E 35 6341 04 999 0 99 000	KURZ AND COMPANY	FOOD SERVICE SUPPLIES	2.06
	10/23/2020	701 E 35 6341 20 999 0 99 000	KURZ AND COMPANY	FOOD SERVICE SUPPLIES	4.77
	10/23/2020	701 E 35 6341 01 999 0 99 000	KURZ AND COMPANY	FOOD SERVICE SUPPLIES	2.72
	10/23/2020	701 E 35 6341 02 999 0 99 000	KURZ AND COMPANY	FOOD SERVICE SUPPLIES	6.89
	10/23/2020	701 E 35 6341 03 999 0 99 000	KURZ AND COMPANY	FOOD SERVICE SUPPLIES	9.63
	10/23/2020	701 E 35 6341 04 999 0 99 000	KURZ AND COMPANY	FOOD SERVICE SUPPLIES	5.10
	10/23/2020	701 E 35 6341 20 999 0 99 000	KURZ AND COMPANY	FOOD SERVICE SUPPLIES	11.81
	10/23/2020	701 E 35 6341 01 999 0 99 000	KURZ AND COMPANY	FOOD SERVICE SUPPLIES	2.17
	10/23/2020	701 E 35 6341 02 999 0 99 000	KURZ AND COMPANY	FOOD SERVICE SUPPLIES	5.50
	10/23/2020	701 E 35 6341 03 999 0 99 000	KURZ AND COMPANY	FOOD SERVICE SUPPLIES	7.68



CHECK NUMBER	CHECK DATE	ACCOUNT NUMBER	VENDOR	INVOICE DESCRIPTION	AMOUNT
58498	10/23/2020	701 E 35 6341 20 999 0 99 000	KURZ AND COMPANY	FOOD SERVICE SUPPLIES	10.64
	10/23/2020	701 E 35 6341 01 999 0 99 000	KURZ AND COMPANY	FOOD SERVICE SUPPLIES	0.63
	10/23/2020	701 E 35 6341 02 999 0 99 000	KURZ AND COMPANY	FOOD SERVICE SUPPLIES	1.59
	10/23/2020	701 E 35 6341 03 999 0 99 000	KURZ AND COMPANY	FOOD SERVICE SUPPLIES	2.22
	10/23/2020	701 E 35 6341 04 999 0 99 000	KURZ AND COMPANY	FOOD SERVICE SUPPLIES	1.18
	10/23/2020	701 E 35 6341 20 999 0 99 000	KURZ AND COMPANY	FOOD SERVICE SUPPLIES	2.72
	10/23/2020	701 E 35 6341 01 999 0 99 000	KURZ AND COMPANY	FOOD SERVICE SUPPLIES	3.92
	10/23/2020	701 E 35 6341 02 999 0 99 000	KURZ AND COMPANY	FOOD SERVICE SUPPLIES	9.93
	10/23/2020	701 E 35 6341 03 999 0 99 000	KURZ AND COMPANY	FOOD SERVICE SUPPLIES	13.88
	10/23/2020	701 E 35 6341 04 999 0 99 000	KURZ AND COMPANY	FOOD SERVICE SUPPLIES	7.36
	10/23/2020	701 E 35 6341 20 999 0 99 000	KURZ AND COMPANY	FOOD SERVICE SUPPLIES	17.05
	10/23/2020	701 E 35 6341 01 999 0 99 000	KURZ AND COMPANY	FOOD SERVICE SUPPLIES	1.04
	10/23/2020	701 E 35 6341 02 999 0 99 000	KURZ AND COMPANY	FOOD SERVICE SUPPLIES	2.65
	10/23/2020	701 E 35 6341 03 999 0 99 000	KURZ AND COMPANY	FOOD SERVICE SUPPLIES	3.70
	10/23/2020	701 E 35 6341 04 999 0 99 000	KURZ AND COMPANY	FOOD SERVICE SUPPLIES	1.96
	10/23/2020	701 E 35 6341 20 999 0 99 000	KURZ AND COMPANY	FOOD SERVICE SUPPLIES	4.55
	10/23/2020	701 E 35 6341 01 999 0 99 000	KURZ AND COMPANY	FOOD SERVICE SUPPLIES	8.29
	10/23/2020	701 E 35 6341 02 999 0 99 000	KURZ AND COMPANY	FOOD SERVICE SUPPLIES	21.03
	10/23/2020	701 E 35 6341 03 999 0 99 000	KURZ AND COMPANY	FOOD SERVICE SUPPLIES	29.38
	10/23/2020	701 E 35 6341 04 999 0 99 000	KURZ AND COMPANY	FOOD SERVICE SUPPLIES	15.57
	10/23/2020	701 E 35 6341 20 999 0 99 000	KURZ AND COMPANY	FOOD SERVICE SUPPLIES	36.08
	10/23/2020	701 E 35 6341 01 999 0 99 000	KURZ AND COMPANY	FOOD SERVICE SUPPLIES	5.10
	10/23/2020	701 E 35 6341 02 999 0 99 000	KURZ AND COMPANY	FOOD SERVICE SUPPLIES	12.95
	10/23/2020	701 E 35 6341 03 999 0 99 000	KURZ AND COMPANY	FOOD SERVICE SUPPLIES	18.09
	10/23/2020	701 E 35 6341 04 999 0 99 000	KURZ AND COMPANY	FOOD SERVICE SUPPLIES	9.59
	10/23/2020	701 E 35 6341 20 999 0 99 000	KURZ AND COMPANY	FOOD SERVICE SUPPLIES	22.22
	10/23/2020	701 E 35 6341 01 999 0 99 000	KURZ AND COMPANY	FOOD SERVICE SUPPLIES	7.05
	10/23/2020	701 E 35 6341 02 999 0 99 000	KURZ AND COMPANY	FOOD SERVICE SUPPLIES	17.88
	10/23/2020	701 E 35 6341 03 999 0 99 000	KURZ AND COMPANY	FOOD SERVICE SUPPLIES	24.99
	10/23/2020	701 E 35 6341 04 999 0 99 000	KURZ AND COMPANY	FOOD SERVICE SUPPLIES	13.24
	10/23/2020	701 E 35 6341 20 999 0 99 000	KURZ AND COMPANY	FOOD SERVICE SUPPLIES	30.69
	10/23/2020	701 E 35 6341 01 999 0 99 000	KURZ AND COMPANY	FOOD SERVICE SUPPLIES	7.40
	10/23/2020	701 E 35 6341 02 999 0 99 000	KURZ AND COMPANY	FOOD SERVICE SUPPLIES	18.78
	10/23/2020	701 E 35 6341 03 999 0 99 000	KURZ AND COMPANY	FOOD SERVICE SUPPLIES	26.24
	10/23/2020	701 E 35 6341 04 999 0 99 000	KURZ AND COMPANY	FOOD SERVICE SUPPLIES	13.90
	10/23/2020	701 E 35 6341 20 999 0 99 000	KURZ AND COMPANY	FOOD SERVICE SUPPLIES	32.23
	10/23/2020	701 E 35 6341 01 999 0 99 000	KURZ AND COMPANY	FOOD SERVICE SUPPLIES	3.29
	10/23/2020	701 E 35 6341 02 999 0 99 000	KURZ AND COMPANY	FOOD SERVICE SUPPLIES	8.35
	10/23/2020	701 E 35 6341 03 999 0 99 000	KURZ AND COMPANY	FOOD SERVICE SUPPLIES	11.66
	10/23/2020	701 E 35 6341 04 999 0 99 000	KURZ AND COMPANY	FOOD SERVICE SUPPLIES	6.18
	10/23/2020	701 E 35 6341 20 999 0 99 000	KURZ AND COMPANY	FOOD SERVICE SUPPLIES	14.32
	10/23/2020	701 E 35 6341 01 999 0 99 000	KURZ AND COMPANY	FOOD SERVICE SUPPLIES	1.10
	10/23/2020	701 E 35 6341 02 999 0 99 000	KURZ AND COMPANY	FOOD SERVICE SUPPLIES	2.78
	10/23/2020	701 E 35 6341 03 999 0 99 000	KURZ AND COMPANY	FOOD SERVICE SUPPLIES	3.89
	10/23/2020	701 E 35 6341 04 999 0 99 000	KURZ AND COMPANY	FOOD SERVICE SUPPLIES	2.06
	10/23/2020	701 E 35 6341 20 999 0 99 000	KURZ AND COMPANY	FOOD SERVICE SUPPLIES	4.77
				Totals for 58498	874.72
58499	10/23/2020		LABATT FOOD SERVICE		0.00
				Totals for 58499	0.00
58500	10/23/2020		LABATT FOOD SERVICE		0.00
				Totals for 58500	0.00
58501	10/23/2020		LABATT FOOD SERVICE		0.00
				Totals for 58501	0.00
58502	10/23/2020		LABATT FOOD SERVICE		0.00
				Totals for 58502	0.00
58503	10/23/2020		LABATT FOOD SERVICE		0.00

CHECK NUMBER	CHECK DATE	ACCOUNT NUMBER	VENDOR	INVOICE DESCRIPTION	AMOUNT
				Totals for 58503	0.00
58504	10/23/2020		LABATT FOOD SERVICE		0.00
				Totals for 58504	0.00
58505	10/23/2020		LABATT FOOD SERVICE		0.00
				Totals for 58505	0.00
58506	10/23/2020		LABATT FOOD SERVICE		0.00
				Totals for 58506	0.00
58507	10/23/2020		LABATT FOOD SERVICE		0.00
				Totals for 58507	0.00
58508	10/23/2020	701 E 35 6341 01 999 0 99 000	LABATT FOOD SERVICE	FOOD SERVICE SUPPLIES	137.28
	10/23/2020	701 E 35 6341 02 999 0 99 000	LABATT FOOD SERVICE	FOOD SERVICE SUPPLIES	117.14
	10/23/2020	701 E 35 6341 03 999 0 99 000	LABATT FOOD SERVICE	FOOD SERVICE SUPPLIES	125.93
	10/23/2020	701 E 35 6341 04 999 0 99 000	LABATT FOOD SERVICE	FOOD SERVICE SUPPLIES	111.33
	10/23/2020	701 E 35 6341 20 999 0 99 000	LABATT FOOD SERVICE	FOOD SERVICE SUPPLIES	133.69
	10/23/2020	701 E 35 6342 01 999 0 99 000	LABATT FOOD SERVICE	FOOD SERVICE SUPPLIES	12.20
	10/23/2020	701 E 35 6342 02 999 0 99 000	LABATT FOOD SERVICE	FOOD SERVICE SUPPLIES	7.11
	10/23/2020	701 E 35 6342 03 999 0 99 000	LABATT FOOD SERVICE	FOOD SERVICE SUPPLIES	14.46
	10/23/2020	701 E 35 6342 04 999 0 99 000	LABATT FOOD SERVICE	FOOD SERVICE SUPPLIES	7.91
	10/23/2020	701 E 35 6342 20 999 0 99 000	LABATT FOOD SERVICE	FOOD SERVICE SUPPLIES	29.32
	10/23/2020	701 E 35 6341 01 999 0 99 000	LABATT FOOD SERVICE	FOOD SERVICE SUPPLIES	260.25
	10/23/2020	701 E 35 6341 02 999 0 99 000	LABATT FOOD SERVICE	FOOD SERVICE SUPPLIES	222.07
	10/23/2020	701 E 35 6341 03 999 0 99 000	LABATT FOOD SERVICE	FOOD SERVICE SUPPLIES	238.73
	10/23/2020	701 E 35 6341 04 999 0 99 000	LABATT FOOD SERVICE	FOOD SERVICE SUPPLIES	211.05
	10/23/2020	701 E 35 6341 20 999 0 99 000	LABATT FOOD SERVICE	FOOD SERVICE SUPPLIES	253.44
	10/23/2020	701 E 35 6342 01 999 0 99 000	LABATT FOOD SERVICE	FOOD SERVICE SUPPLIES	23.13
	10/23/2020	701 E 35 6342 02 999 0 99 000	LABATT FOOD SERVICE	FOOD SERVICE SUPPLIES	13.48
	10/23/2020	701 E 35 6342 03 999 0 99 000	LABATT FOOD SERVICE	FOOD SERVICE SUPPLIES	27.42
	10/23/2020	701 E 35 6342 04 999 0 99 000	LABATT FOOD SERVICE	FOOD SERVICE SUPPLIES	15.00
	10/23/2020	701 E 35 6342 20 999 0 99 000	LABATT FOOD SERVICE	FOOD SERVICE SUPPLIES	55.60
	10/23/2020	701 E 35 6341 01 999 0 99 000	LABATT FOOD SERVICE	FOOD SERVICE SUPPLIES	214.75
	10/23/2020	701 E 35 6341 02 999 0 99 000	LABATT FOOD SERVICE	FOOD SERVICE SUPPLIES	183.24
	10/23/2020	701 E 35 6341 03 999 0 99 000	LABATT FOOD SERVICE	FOOD SERVICE SUPPLIES	196.99
	10/23/2020	701 E 35 6341 04 999 0 99 000	LABATT FOOD SERVICE	FOOD SERVICE SUPPLIES	174.15
	10/23/2020	701 E 35 6341 20 999 0 99 000	LABATT FOOD SERVICE	FOOD SERVICE SUPPLIES	209.13
	10/23/2020	701 E 35 6342 01 999 0 99 000	LABATT FOOD SERVICE	FOOD SERVICE SUPPLIES	19.09
	10/23/2020	701 E 35 6342 02 999 0 99 000	LABATT FOOD SERVICE	FOOD SERVICE SUPPLIES	11.12
	10/23/2020	701 E 35 6342 03 999 0 99 000	LABATT FOOD SERVICE	FOOD SERVICE SUPPLIES	22.63
	10/23/2020	701 E 35 6342 04 999 0 99 000	LABATT FOOD SERVICE	FOOD SERVICE SUPPLIES	12.38
	10/23/2020	701 E 35 6342 20 999 0 99 000	LABATT FOOD SERVICE	FOOD SERVICE SUPPLIES	45.87
	10/23/2020	701 E 35 6341 01 999 0 99 000	LABATT FOOD SERVICE	FOOD SERVICE SUPPLIES	143.74
	10/23/2020	701 E 35 6341 02 999 0 99 000	LABATT FOOD SERVICE	FOOD SERVICE SUPPLIES	122.65
	10/23/2020	701 E 35 6341 03 999 0 99 000	LABATT FOOD SERVICE	FOOD SERVICE SUPPLIES	131.85
	10/23/2020	701 E 35 6341 04 999 0 99 000	LABATT FOOD SERVICE	FOOD SERVICE SUPPLIES	116.56
	10/23/2020	701 E 35 6341 20 999 0 99 000	LABATT FOOD SERVICE	FOOD SERVICE SUPPLIES	139.98
	10/23/2020	701 E 35 6342 01 999 0 99 000	LABATT FOOD SERVICE	FOOD SERVICE SUPPLIES	12.78
	10/23/2020	701 E 35 6342 02 999 0 99 000	LABATT FOOD SERVICE	FOOD SERVICE SUPPLIES	7.44
	10/23/2020	701 E 35 6342 03 999 0 99 000	LABATT FOOD SERVICE	FOOD SERVICE SUPPLIES	15.14
	10/23/2020	701 E 35 6342 04 999 0 99 000	LABATT FOOD SERVICE	FOOD SERVICE SUPPLIES	8.28
	10/23/2020	701 E 35 6342 20 999 0 99 000	LABATT FOOD SERVICE	FOOD SERVICE SUPPLIES	30.70
	10/23/2020	701 E 35 6341 01 999 0 99 000	LABATT FOOD SERVICE	FOOD SERVICE SUPPLIES	146.57
	10/23/2020	701 E 35 6341 02 999 0 99 000	LABATT FOOD SERVICE	FOOD SERVICE SUPPLIES	125.06
	10/23/2020	701 E 35 6341 03 999 0 99 000	LABATT FOOD SERVICE	FOOD SERVICE SUPPLIES	134.45
	10/23/2020	701 E 35 6341 04 999 0 99 000	LABATT FOOD SERVICE	FOOD SERVICE SUPPLIES	118.86
	10/23/2020	701 E 35 6341 20 999 0 99 000	LABATT FOOD SERVICE	FOOD SERVICE SUPPLIES	142.73
	10/23/2020	701 E 35 6342 01 999 0 99 000	LABATT FOOD SERVICE	FOOD SERVICE SUPPLIES	13.03
	10/23/2020	701 E 35 6342 02 999 0 99 000	LABATT FOOD SERVICE	FOOD SERVICE SUPPLIES	7.59

CHECK NUMBER	CHECK DATE	ACCOUNT NUMBER	VENDOR	INVOICE DESCRIPTION	AMOUNT
58508	10/23/2020	701 E 35 6342 03 999 0 99 000	LABATT FOOD SERVICE	FOOD SERVICE SUPPLIES	15.44
	10/23/2020	701 E 35 6342 04 999 0 99 000	LABATT FOOD SERVICE	FOOD SERVICE SUPPLIES	8.45
	10/23/2020	701 E 35 6342 20 999 0 99 000	LABATT FOOD SERVICE	FOOD SERVICE SUPPLIES	31.31
	10/23/2020	701 E 35 6341 01 999 0 99 000	LABATT FOOD SERVICE	FOOD SERVICE SUPPLIES	283.91
	10/23/2020	701 E 35 6341 02 999 0 99 000	LABATT FOOD SERVICE	FOOD SERVICE SUPPLIES	242.25
	10/23/2020	701 E 35 6341 03 999 0 99 000	LABATT FOOD SERVICE	FOOD SERVICE SUPPLIES	260.43
	10/23/2020	701 E 35 6341 04 999 0 99 000	LABATT FOOD SERVICE	FOOD SERVICE SUPPLIES	230.24
	10/23/2020	701 E 35 6341 20 999 0 99 000	LABATT FOOD SERVICE	FOOD SERVICE SUPPLIES	276.48
	10/23/2020	701 E 35 6342 01 999 0 99 000	LABATT FOOD SERVICE	FOOD SERVICE SUPPLIES	25.23
	10/23/2020	701 E 35 6342 02 999 0 99 000	LABATT FOOD SERVICE	FOOD SERVICE SUPPLIES	14.70
	10/23/2020	701 E 35 6342 03 999 0 99 000	LABATT FOOD SERVICE	FOOD SERVICE SUPPLIES	29.91
	10/23/2020	701 E 35 6342 04 999 0 99 000	LABATT FOOD SERVICE	FOOD SERVICE SUPPLIES	16.36
	10/23/2020	701 E 35 6342 20 999 0 99 000	LABATT FOOD SERVICE	FOOD SERVICE SUPPLIES	60.66
	10/23/2020	701 E 35 6341 01 999 0 99 000	LABATT FOOD SERVICE	FOOD SERVICE SUPPLIES	-2.60
	10/23/2020	701 E 35 6341 02 999 0 99 000	LABATT FOOD SERVICE	FOOD SERVICE SUPPLIES	-2.22
	10/23/2020	701 E 35 6341 03 999 0 99 000	LABATT FOOD SERVICE	FOOD SERVICE SUPPLIES	-2.39
	10/23/2020	701 E 35 6341 04 999 0 99 000	LABATT FOOD SERVICE	FOOD SERVICE SUPPLIES	-2.11
	10/23/2020	701 E 35 6341 20 999 0 99 000	LABATT FOOD SERVICE	FOOD SERVICE SUPPLIES	-2.53
	10/23/2020	701 E 35 6342 01 999 0 99 000	LABATT FOOD SERVICE	FOOD SERVICE SUPPLIES	-0.23
	10/23/2020	701 E 35 6342 02 999 0 99 000	LABATT FOOD SERVICE	FOOD SERVICE SUPPLIES	-0.13
	10/23/2020	701 E 35 6342 03 999 0 99 000	LABATT FOOD SERVICE	FOOD SERVICE SUPPLIES	-0.27
	10/23/2020	701 E 35 6342 04 999 0 99 000	LABATT FOOD SERVICE	FOOD SERVICE SUPPLIES	-0.15
	10/23/2020	701 E 35 6342 20 999 0 99 000	LABATT FOOD SERVICE	FOOD SERVICE SUPPLIES	-0.57
	10/23/2020	701 E 35 6341 01 999 0 99 000	LABATT FOOD SERVICE	FOOD SERVICE SUPPLIES	330.87
	10/23/2020	701 E 35 6341 02 999 0 99 000	LABATT FOOD SERVICE	FOOD SERVICE SUPPLIES	282.33
	10/23/2020	701 E 35 6341 03 999 0 99 000	LABATT FOOD SERVICE	FOOD SERVICE SUPPLIES	303.51
	10/23/2020	701 E 35 6341 04 999 0 99 000	LABATT FOOD SERVICE	FOOD SERVICE SUPPLIES	268.32
	10/23/2020	701 E 35 6341 20 999 0 99 000	LABATT FOOD SERVICE	FOOD SERVICE SUPPLIES	322.22
	10/23/2020	701 E 35 6342 01 999 0 99 000	LABATT FOOD SERVICE	FOOD SERVICE SUPPLIES	29.41
	10/23/2020	701 E 35 6342 02 999 0 99 000	LABATT FOOD SERVICE	FOOD SERVICE SUPPLIES	17.13
	10/23/2020	701 E 35 6342 03 999 0 99 000	LABATT FOOD SERVICE	FOOD SERVICE SUPPLIES	34.86
	10/23/2020	701 E 35 6342 04 999 0 99 000	LABATT FOOD SERVICE	FOOD SERVICE SUPPLIES	19.07
	10/23/2020	701 E 35 6342 20 999 0 99 000	LABATT FOOD SERVICE	FOOD SERVICE SUPPLIES	70.68
	10/23/2020	701 E 35 6341 01 999 0 99 000	LABATT FOOD SERVICE	FOOD SERVICE SUPPLIES	274.82
	10/23/2020	701 E 35 6341 02 999 0 99 000	LABATT FOOD SERVICE	FOOD SERVICE SUPPLIES	234.50
	10/23/2020	701 E 35 6341 03 999 0 99 000	LABATT FOOD SERVICE	FOOD SERVICE SUPPLIES	252.09
	10/23/2020	701 E 35 6341 04 999 0 99 000	LABATT FOOD SERVICE	FOOD SERVICE SUPPLIES	222.87
	10/23/2020	701 E 35 6341 20 999 0 99 000	LABATT FOOD SERVICE	FOOD SERVICE SUPPLIES	267.63
	10/23/2020	701 E 35 6342 01 999 0 99 000	LABATT FOOD SERVICE	FOOD SERVICE SUPPLIES	24.43
	10/23/2020	701 E 35 6342 02 999 0 99 000	LABATT FOOD SERVICE	FOOD SERVICE SUPPLIES	14.23
	10/23/2020	701 E 35 6342 03 999 0 99 000	LABATT FOOD SERVICE	FOOD SERVICE SUPPLIES	28.95
	10/23/2020	701 E 35 6342 04 999 0 99 000	LABATT FOOD SERVICE	FOOD SERVICE SUPPLIES	15.84
	10/23/2020	701 E 35 6342 20 999 0 99 000	LABATT FOOD SERVICE	FOOD SERVICE SUPPLIES	58.72
	10/23/2020	701 E 35 6341 01 999 0 99 000	LABATT FOOD SERVICE	FOOD SERVICE SUPPLIES	154.03
	10/23/2020	701 E 35 6341 02 999 0 99 000	LABATT FOOD SERVICE	FOOD SERVICE SUPPLIES	131.43
	10/23/2020	701 E 35 6341 03 999 0 99 000	LABATT FOOD SERVICE	FOOD SERVICE SUPPLIES	141.29
	10/23/2020	701 E 35 6341 04 999 0 99 000	LABATT FOOD SERVICE	FOOD SERVICE SUPPLIES	124.91
	10/23/2020	701 E 35 6341 20 999 0 99 000	LABATT FOOD SERVICE	FOOD SERVICE SUPPLIES	150.00
	10/23/2020	701 E 35 6342 01 999 0 99 000	LABATT FOOD SERVICE	FOOD SERVICE SUPPLIES	13.69
	10/23/2020	701 E 35 6342 02 999 0 99 000	LABATT FOOD SERVICE	FOOD SERVICE SUPPLIES	7.98
	10/23/2020	701 E 35 6342 03 999 0 99 000	LABATT FOOD SERVICE	FOOD SERVICE SUPPLIES	16.23
	10/23/2020	701 E 35 6342 04 999 0 99 000	LABATT FOOD SERVICE	FOOD SERVICE SUPPLIES	8.88
	10/23/2020	701 E 35 6342 20 999 0 99 000	LABATT FOOD SERVICE	FOOD SERVICE SUPPLIES	32.89
	10/23/2020	701 E 35 6341 01 999 0 99 000	LABATT FOOD SERVICE	FOOD SERVICE SUPPLIES	203.79
	10/23/2020	701 E 35 6341 02 999 0 99 000	LABATT FOOD SERVICE	FOOD SERVICE SUPPLIES	173.89
	10/23/2020	701 E 35 6341 03 999 0 99 000	LABATT FOOD SERVICE	FOOD SERVICE SUPPLIES	186.93

CHECK NUMBER	CHECK DATE	ACCOUNT NUMBER	VENDOR	INVOICE DESCRIPTION	AMOUNT
58508	10/23/2020	701 E 35 6341 04 999 0 99 000	LABATT FOOD SERVICE	FOOD SERVICE SUPPLIES	165.26
	10/23/2020	701 E 35 6341 20 999 0 99 000	LABATT FOOD SERVICE	FOOD SERVICE SUPPLIES	198.46
	10/23/2020	701 E 35 6342 01 999 0 99 000	LABATT FOOD SERVICE	FOOD SERVICE SUPPLIES	18.11
	10/23/2020	701 E 35 6342 02 999 0 99 000	LABATT FOOD SERVICE	FOOD SERVICE SUPPLIES	10.55
	10/23/2020	701 E 35 6342 03 999 0 99 000	LABATT FOOD SERVICE	FOOD SERVICE SUPPLIES	21.47
	10/23/2020	701 E 35 6342 04 999 0 99 000	LABATT FOOD SERVICE	FOOD SERVICE SUPPLIES	11.74
	10/23/2020	701 E 35 6342 20 999 0 99 000	LABATT FOOD SERVICE	FOOD SERVICE SUPPLIES	43.55
	10/23/2020	701 E 35 6341 01 999 0 99 000	LABATT FOOD SERVICE	FOOD SERVICE SUPPLIES	294.19
	10/23/2020	701 E 35 6341 02 999 0 99 000	LABATT FOOD SERVICE	FOOD SERVICE SUPPLIES	251.02
	10/23/2020	701 E 35 6341 03 999 0 99 000	LABATT FOOD SERVICE	FOOD SERVICE SUPPLIES	269.86
	10/23/2020	701 E 35 6341 04 999 0 99 000	LABATT FOOD SERVICE	FOOD SERVICE SUPPLIES	238.58
	10/23/2020	701 E 35 6341 20 999 0 99 000	LABATT FOOD SERVICE	FOOD SERVICE SUPPLIES	286.49
	10/23/2020	701 E 35 6342 01 999 0 99 000	LABATT FOOD SERVICE	FOOD SERVICE SUPPLIES	26.15
	10/23/2020	701 E 35 6342 02 999 0 99 000	LABATT FOOD SERVICE	FOOD SERVICE SUPPLIES	15.23
	10/23/2020	701 E 35 6342 03 999 0 99 000	LABATT FOOD SERVICE	FOOD SERVICE SUPPLIES	30.99
	10/23/2020	701 E 35 6342 04 999 0 99 000	LABATT FOOD SERVICE	FOOD SERVICE SUPPLIES	16.95
	10/23/2020	701 E 35 6342 20 999 0 99 000	LABATT FOOD SERVICE	FOOD SERVICE SUPPLIES	62.86
	10/23/2020	701 E 35 6341 01 999 0 99 000	LABATT FOOD SERVICE	FOOD SERVICE SUPPLIES	295.76
	10/23/2020	701 E 35 6341 02 999 0 99 000	LABATT FOOD SERVICE	FOOD SERVICE SUPPLIES	252.36
	10/23/2020	701 E 35 6341 03 999 0 99 000	LABATT FOOD SERVICE	FOOD SERVICE SUPPLIES	271.30
	10/23/2020	701 E 35 6341 04 999 0 99 000	LABATT FOOD SERVICE	FOOD SERVICE SUPPLIES	239.85
	10/23/2020	701 E 35 6341 20 999 0 99 000	LABATT FOOD SERVICE	FOOD SERVICE SUPPLIES	288.02
	10/23/2020	701 E 35 6342 01 999 0 99 000	LABATT FOOD SERVICE	FOOD SERVICE SUPPLIES	26.29
	10/23/2020	701 E 35 6342 02 999 0 99 000	LABATT FOOD SERVICE	FOOD SERVICE SUPPLIES	15.32
	10/23/2020	701 E 35 6342 03 999 0 99 000	LABATT FOOD SERVICE	FOOD SERVICE SUPPLIES	31.16
	10/23/2020	701 E 35 6342 04 999 0 99 000	LABATT FOOD SERVICE	FOOD SERVICE SUPPLIES	17.04
	10/23/2020	701 E 35 6342 20 999 0 99 000	LABATT FOOD SERVICE	FOOD SERVICE SUPPLIES	63.18
	10/23/2020	701 E 35 6341 01 999 0 99 000	LABATT FOOD SERVICE	FOOD SERVICE SUPPLIES	253.38
	10/23/2020	701 E 35 6341 02 999 0 99 000	LABATT FOOD SERVICE	FOOD SERVICE SUPPLIES	216.20
	10/23/2020	701 E 35 6341 03 999 0 99 000	LABATT FOOD SERVICE	FOOD SERVICE SUPPLIES	232.42
	10/23/2020	701 E 35 6341 04 999 0 99 000	LABATT FOOD SERVICE	FOOD SERVICE SUPPLIES	205.48
	10/23/2020	701 E 35 6341 20 999 0 99 000	LABATT FOOD SERVICE	FOOD SERVICE SUPPLIES	246.75
	10/23/2020	701 E 35 6342 01 999 0 99 000	LABATT FOOD SERVICE	FOOD SERVICE SUPPLIES	22.52
	10/23/2020	701 E 35 6342 02 999 0 99 000	LABATT FOOD SERVICE	FOOD SERVICE SUPPLIES	13.12
	10/23/2020	701 E 35 6342 03 999 0 99 000	LABATT FOOD SERVICE	FOOD SERVICE SUPPLIES	26.69
	10/23/2020	701 E 35 6342 04 999 0 99 000	LABATT FOOD SERVICE	FOOD SERVICE SUPPLIES	14.60
	10/23/2020	701 E 35 6342 20 999 0 99 000	LABATT FOOD SERVICE	FOOD SERVICE SUPPLIES	54.14
	10/23/2020	701 E 35 6341 01 999 0 99 000	LABATT FOOD SERVICE	FOOD SERVICE SUPPLIES	217.91
	10/23/2020	701 E 35 6341 02 999 0 99 000	LABATT FOOD SERVICE	FOOD SERVICE SUPPLIES	185.94
	10/23/2020	701 E 35 6341 03 999 0 99 000	LABATT FOOD SERVICE	FOOD SERVICE SUPPLIES	199.89
	10/23/2020	701 E 35 6341 04 999 0 99 000	LABATT FOOD SERVICE	FOOD SERVICE SUPPLIES	176.72
	10/23/2020	701 E 35 6341 20 999 0 99 000	LABATT FOOD SERVICE	FOOD SERVICE SUPPLIES	212.21
	10/23/2020	701 E 35 6342 01 999 0 99 000	LABATT FOOD SERVICE	FOOD SERVICE SUPPLIES	19.37
	10/23/2020	701 E 35 6342 02 999 0 99 000	LABATT FOOD SERVICE	FOOD SERVICE SUPPLIES	11.28
	10/23/2020	701 E 35 6342 03 999 0 99 000	LABATT FOOD SERVICE	FOOD SERVICE SUPPLIES	22.96
	10/23/2020	701 E 35 6342 04 999 0 99 000	LABATT FOOD SERVICE	FOOD SERVICE SUPPLIES	12.56
	10/23/2020	701 E 35 6342 20 999 0 99 000	LABATT FOOD SERVICE	FOOD SERVICE SUPPLIES	46.54
	10/23/2020	701 E 35 6341 01 999 0 99 000	LABATT FOOD SERVICE	FOOD SERVICE SUPPLIES	127.87
	10/23/2020	701 E 35 6341 02 999 0 99 000	LABATT FOOD SERVICE	FOOD SERVICE SUPPLIES	109.11
	10/23/2020	701 E 35 6341 03 999 0 99 000	LABATT FOOD SERVICE	FOOD SERVICE SUPPLIES	117.29
	10/23/2020	701 E 35 6341 04 999 0 99 000	LABATT FOOD SERVICE	FOOD SERVICE SUPPLIES	103.70
	10/23/2020	701 E 35 6341 20 999 0 99 000	LABATT FOOD SERVICE	FOOD SERVICE SUPPLIES	124.53
	10/23/2020	701 E 35 6342 01 999 0 99 000	LABATT FOOD SERVICE	FOOD SERVICE SUPPLIES	11.37
	10/23/2020	701 E 35 6342 02 999 0 99 000	LABATT FOOD SERVICE	FOOD SERVICE SUPPLIES	6.62
	10/23/2020	701 E 35 6342 03 999 0 99 000	LABATT FOOD SERVICE	FOOD SERVICE SUPPLIES	13.47
	10/23/2020	701 E 35 6342 04 999 0 99 000	LABATT FOOD SERVICE	FOOD SERVICE SUPPLIES	7.37

CHECK NUMBER	CHECK DATE	ACCOUNT NUMBER	VENDOR	INVOICE DESCRIPTION	AMOUNT
58508	10/23/2020	701 E 35 6342 20 999 0 99 000	LABATT FOOD SERVICE	FOOD SERVICE SUPPLIES	27.31
	10/23/2020	701 E 35 6341 01 999 0 99 000	LABATT FOOD SERVICE	FOOD SERVICE SUPPLIES	188.60
	10/23/2020	701 E 35 6341 02 999 0 99 000	LABATT FOOD SERVICE	FOOD SERVICE SUPPLIES	160.93
	10/23/2020	701 E 35 6341 03 999 0 99 000	LABATT FOOD SERVICE	FOOD SERVICE SUPPLIES	173.00
	10/23/2020	701 E 35 6341 04 999 0 99 000	LABATT FOOD SERVICE	FOOD SERVICE SUPPLIES	152.95
	10/23/2020	701 E 35 6341 20 999 0 99 000	LABATT FOOD SERVICE	FOOD SERVICE SUPPLIES	183.67
	10/23/2020	701 E 35 6342 01 999 0 99 000	LABATT FOOD SERVICE	FOOD SERVICE SUPPLIES	16.76
	10/23/2020	701 E 35 6342 02 999 0 99 000	LABATT FOOD SERVICE	FOOD SERVICE SUPPLIES	9.77
	10/23/2020	701 E 35 6342 03 999 0 99 000	LABATT FOOD SERVICE	FOOD SERVICE SUPPLIES	19.87
	10/23/2020	701 E 35 6342 04 999 0 99 000	LABATT FOOD SERVICE	FOOD SERVICE SUPPLIES	10.87
	10/23/2020	701 E 35 6342 20 999 0 99 000	LABATT FOOD SERVICE	FOOD SERVICE SUPPLIES	40.29
	10/23/2020	701 E 35 6341 01 999 0 99 000	LABATT FOOD SERVICE	FOOD SERVICE SUPPLIES	155.81
	10/23/2020	701 E 35 6341 02 999 0 99 000	LABATT FOOD SERVICE	FOOD SERVICE SUPPLIES	132.95
	10/23/2020	701 E 35 6341 03 999 0 99 000	LABATT FOOD SERVICE	FOOD SERVICE SUPPLIES	142.92
	10/23/2020	701 E 35 6341 04 999 0 99 000	LABATT FOOD SERVICE	FOOD SERVICE SUPPLIES	126.35
	10/23/2020	701 E 35 6341 20 999 0 99 000	LABATT FOOD SERVICE	FOOD SERVICE SUPPLIES	151.73
	10/23/2020	701 E 35 6342 01 999 0 99 000	LABATT FOOD SERVICE	FOOD SERVICE SUPPLIES	13.85
	10/23/2020	701 E 35 6342 02 999 0 99 000	LABATT FOOD SERVICE	FOOD SERVICE SUPPLIES	8.07
	10/23/2020	701 E 35 6342 03 999 0 99 000	LABATT FOOD SERVICE	FOOD SERVICE SUPPLIES	16.42
	10/23/2020	701 E 35 6342 04 999 0 99 000	LABATT FOOD SERVICE	FOOD SERVICE SUPPLIES	8.98
	10/23/2020	701 E 35 6342 20 999 0 99 000	LABATT FOOD SERVICE	FOOD SERVICE SUPPLIES	33.27
	10/23/2020	701 E 35 6341 01 999 0 99 000	LABATT FOOD SERVICE	FOOD SERVICE SUPPLIES	166.09
	10/23/2020	701 E 35 6341 02 999 0 99 000	LABATT FOOD SERVICE	FOOD SERVICE SUPPLIES	141.72
	10/23/2020	701 E 35 6341 03 999 0 99 000	LABATT FOOD SERVICE	FOOD SERVICE SUPPLIES	152.35
	10/23/2020	701 E 35 6341 04 999 0 99 000	LABATT FOOD SERVICE	FOOD SERVICE SUPPLIES	134.69
	10/23/2020	701 E 35 6341 20 999 0 99 000	LABATT FOOD SERVICE	FOOD SERVICE SUPPLIES	161.74
	10/23/2020	701 E 35 6342 01 999 0 99 000	LABATT FOOD SERVICE	FOOD SERVICE SUPPLIES	14.76
	10/23/2020	701 E 35 6342 02 999 0 99 000	LABATT FOOD SERVICE	FOOD SERVICE SUPPLIES	8.60
	10/23/2020	701 E 35 6342 03 999 0 99 000	LABATT FOOD SERVICE	FOOD SERVICE SUPPLIES	17.50
	10/23/2020	701 E 35 6342 04 999 0 99 000	LABATT FOOD SERVICE	FOOD SERVICE SUPPLIES	9.57
	10/23/2020	701 E 35 6342 20 999 0 99 000	LABATT FOOD SERVICE	FOOD SERVICE SUPPLIES	35.47
	10/23/2020	701 E 35 6341 01 999 0 99 000	LABATT FOOD SERVICE	FOOD SERVICE SUPPLIES	302.25
	10/23/2020	701 E 35 6341 02 999 0 99 000	LABATT FOOD SERVICE	FOOD SERVICE SUPPLIES	257.90
	10/23/2020	701 E 35 6341 03 999 0 99 000	LABATT FOOD SERVICE	FOOD SERVICE SUPPLIES	277.25
	10/23/2020	701 E 35 6341 04 999 0 99 000	LABATT FOOD SERVICE	FOOD SERVICE SUPPLIES	245.11
	10/23/2020	701 E 35 6341 20 999 0 99 000	LABATT FOOD SERVICE	FOOD SERVICE SUPPLIES	294.34
	10/23/2020	701 E 35 6342 01 999 0 99 000	LABATT FOOD SERVICE	FOOD SERVICE SUPPLIES	26.86
	10/23/2020	701 E 35 6342 02 999 0 99 000	LABATT FOOD SERVICE	FOOD SERVICE SUPPLIES	15.65
	10/23/2020	701 E 35 6342 03 999 0 99 000	LABATT FOOD SERVICE	FOOD SERVICE SUPPLIES	31.84
	10/23/2020	701 E 35 6342 04 999 0 99 000	LABATT FOOD SERVICE	FOOD SERVICE SUPPLIES	17.42
	10/23/2020	701 E 35 6342 20 999 0 99 000	LABATT FOOD SERVICE	FOOD SERVICE SUPPLIES	64.56
	10/23/2020	701 E 35 6341 01 999 0 99 000	LABATT FOOD SERVICE	FOOD SERVICE SUPPLIES	265.98
	10/23/2020	701 E 35 6341 02 999 0 99 000	LABATT FOOD SERVICE	FOOD SERVICE SUPPLIES	226.95
	10/23/2020	701 E 35 6341 03 999 0 99 000	LABATT FOOD SERVICE	FOOD SERVICE SUPPLIES	243.98
	10/23/2020	701 E 35 6341 04 999 0 99 000	LABATT FOOD SERVICE	FOOD SERVICE SUPPLIES	215.70
	10/23/2020	701 E 35 6341 20 999 0 99 000	LABATT FOOD SERVICE	FOOD SERVICE SUPPLIES	259.02
	10/23/2020	701 E 35 6342 01 999 0 99 000	LABATT FOOD SERVICE	FOOD SERVICE SUPPLIES	23.64
	10/23/2020	701 E 35 6342 02 999 0 99 000	LABATT FOOD SERVICE	FOOD SERVICE SUPPLIES	13.77
	10/23/2020	701 E 35 6342 03 999 0 99 000	LABATT FOOD SERVICE	FOOD SERVICE SUPPLIES	28.02
	10/23/2020	701 E 35 6342 04 999 0 99 000	LABATT FOOD SERVICE	FOOD SERVICE SUPPLIES	15.33
	10/23/2020	701 E 35 6342 20 999 0 99 000	LABATT FOOD SERVICE	FOOD SERVICE SUPPLIES	56.83
				Totals for 58508	22,396.90
58509	10/23/2020	199 E 11 6299 00 999 0 23 000	LETOURNEAU & ASSOCIA	SPED-CONTRACTORS	4,227.50
	10/23/2020	199 E 11 6299 00 999 0 23 000	LETOURNEAU & ASSOCIA	SPED-CONTRACTORS	5,712.35
				Totals for 58509	9,939.85
58510	10/23/2020	199 E 36 6412 08 002 0 91 ENT	LIFE SCHOOL	ENTRY FEES-XC	300.00

CHECK NUMBER	CHECK DATE	ACCOUNT NUMBER	VENDOR	INVOICE DESCRIPTION	AMOUNT
				Totals for 58510	300.00
58511	10/23/2020	199 E 13 6499 00 999 0 25 099	LUJAN, PRISCILLA	ESL CERTIFICATION TEST REIMBURSEMENT	118.87
				Totals for 58511	118.87
58512	10/23/2020	199 E 51 6319 00 999 0 99 000	MARK'S PLUMBING PART	misc. plumbing supplies	24.92
	10/23/2020	199 E 51 6319 00 999 0 99 000	MARK'S PLUMBING PART	misc. plumbing supplies	44.40
				Totals for 58512	69.32
58513	10/23/2020	199 E 34 6311 00 999 0 99 000	MILLEN OIL CO	Fuel for buses	2,112.45
				Totals for 58513	2,112.45
58514	10/23/2020	199 E 11 6499 CV 999 0 11 000	MRMB HOUSE LLC	MRMB HOUSE LLC) DISINFECTANT WIPES 160 SHEETS RW 75% ALCOHOL DISINFECTANTS WIPES 160 SHEETS 75%ALCOHOL 15X20 CM	5,962.70
				Totals for 58514	5,962.70
58515	10/23/2020	701 E 35 6341 01 999 0 99 000	NEW DAIRY HOLDCO, LL	FOOD SERVICE SUPPLIES	1,974.25
	10/23/2020	701 E 35 6341 02 999 0 99 000	NEW DAIRY HOLDCO, LL	FOOD SERVICE SUPPLIES	1,099.75
	10/23/2020	701 E 35 6341 03 999 0 99 000	NEW DAIRY HOLDCO, LL	FOOD SERVICE SUPPLIES	1,576.75
	10/23/2020	701 E 35 6341 04 999 0 99 000	NEW DAIRY HOLDCO, LL	FOOD SERVICE SUPPLIES	1,232.25
	10/23/2020	701 E 35 6341 20 999 0 99 000	NEW DAIRY HOLDCO, LL	FOOD SERVICE SUPPLIES	1,709.25
				Totals for 58515	7,592.25
58516	10/23/2020	199 E 11 6399 01 103 0 11 000	NOBELUS	Laminating film	212.88
	10/23/2020	199 E 11 6399 01 103 0 32 000	NOBELUS	Laminating film	212.88
				Totals for 58516	425.76
58517	10/23/2020	199 E 11 6499 04 002 0 22 000	NURSES SERVICE ORGAN	NSO Student Blanket Professional Liability Insurance-Policy # 0674906999 - CTE	315.00
				Totals for 58517	315.00
58518	10/23/2020	199 E 51 6319 00 999 0 99 000	NUTRIEN AG SOLUTIONS	Rye grass seed for ball fields	2,535.00
				Totals for 58518	2,535.00
58519	10/23/2020	199 E 41 6399 10 750 0 99 000	OAK CLIFF OFFICE SUP	Business office supplies	1,261.96
				Totals for 58519	1,261.96
58520	10/23/2020	199 E 34 6399 00 999 0 99 000	OFFICE DEPOT	laminare refill	70.99
				Totals for 58520	70.99
58521	10/23/2020	199 E 34 6319 00 999 0 99 000	OGBURN'S TRUCK PARTS	misc shop parts	149.00
	10/23/2020	199 E 34 6319 00 999 0 99 000	OGBURN'S TRUCK PARTS	bus filters	485.37
	10/23/2020	199 E 34 6319 00 999 0 99 000	OGBURN'S TRUCK PARTS	misc shop parts	209.63
	10/23/2020	199 E 34 6319 00 999 0 99 000	OGBURN'S TRUCK PARTS	misc shop parts	221.01
	10/23/2020	199 E 51 6319 00 999 0 99 000	OGBURN'S TRUCK PARTS	white fleet filters	48.92
				Totals for 58521	1,113.93
58522	10/23/2020	199 E 51 6319 00 999 0 99 000	PARRISH HARE ELECTRI	ELECTRICAL SUPPLIES	341.08
				Totals for 58522	341.08
58523	10/23/2020	199 E 11 6339 02 104 0 23 000	PEARSON CLINICAL ASS	SPED-TESTING MATERIALS-CTOPP-2	81.41
	10/23/2020	199 E 11 6339 03 041 0 23 000	PEARSON CLINICAL ASS	SPED-TESTING MATERIALS-CTOPP-2	81.41
	10/23/2020	199 E 11 6339 01 103 0 23 000	PEARSON CLINICAL ASS	SPED-TESTING MATERIALS-CTOPP-2	81.40
				Totals for 58523	244.22
58524	10/23/2020	199 E 34 6219 00 999 0 99 000	PINNACLE MEDICAL MAN	Drug testing services	60.00
				Totals for 58524	60.00
58525	10/23/2020	199 E 13 6411 00 999 0 25 099	PRACTICAL PARENT EDU	ANNUAL MEMBERSHIP AND TRAINING	1,177.00
				Totals for 58525	1,177.00

CHECK NUMBER	CHECK DATE	ACCOUNT NUMBER	VENDOR	INVOICE DESCRIPTION	AMOUNT
58526	10/23/2020	199 E 34 6319 00 999 0 99 000	PREMIER TRUCK GROUP	misc shop	479.94
	10/23/2020	199 E 34 6249 00 999 0 99 000	PREMIER TRUCK GROUP	bus 31 repairs	1,164.38
	10/23/2020	199 E 34 6319 00 999 0 99 000	PREMIER TRUCK GROUP	misc shop	479.94
Totals for 58526					2,124.26
58527	10/23/2020	199 E 34 6319 00 999 0 99 000	PROFESSIONAL TURF PR	misc shop	163.34
	10/23/2020	199 E 34 6319 00 999 0 99 000	PROFESSIONAL TURF PR	misc shop	156.47
Totals for 58527					319.81
58528	10/23/2020	199 E 11 6399 03 041 0 11 000	REALLY GOOD STUFF IN	Flip Chart Set for Gwin's Room	56.94
Totals for 58528					56.94
58529	10/23/2020	199 E 34 6319 00 999 0 99 000	RED OAK AUTO PARTS	SHOP SUPPLIES	51.54
	10/23/2020	199 E 34 6319 00 999 0 99 000	RED OAK AUTO PARTS	SHOP SUPPLIES	11.18
Totals for 58529					62.72
58530	10/23/2020	211 E 11 6399 01 103 1 30 000	RESOURCES FOR EDUCAT	Parent involvement news letter	194.00
Totals for 58530					194.00
58531	10/23/2020		RESPONSIVE LEARNING,		0.00
Totals for 58531					0.00
58532	10/23/2020	199 E 13 6411 00 999 0 21 CUR	RESPONSIVE LEARNING,	Gifted 6-Hour Update - Purchased hours remain available for 12 months. Product Total 6 Gifted 30-Hour Core Lisa Van Gemert 30-Hour Bundle - Purchased hours remain available until used. Product Total GT	132.00
	10/23/2020	199 E 13 6411 00 999 0 21 CUR	RESPONSIVE LEARNING,	Gifted 6-Hour Update - Purchased hours remain available for 12 months. Product Total 6 Gifted 30-Hour Core Lisa Van Gemert 30-Hour Bundle - Purchased hours remain available until used. Product Total GT	1,800.00
Totals for 58532					1,932.00
58533	10/23/2020	211 E 11 6399 04 002 1 30 000	ROSETTA STONE LTD	ROSETTA STONE LICENSES	190.00
Totals for 58533					190.00
58534	10/23/2020	199 E 11 6329 01 103 0 11 000	SCHOLASTIC MAGAZINES	Scholastic magazines	1,000.00
	10/23/2020	199 E 11 6399 01 103 0 11 000	SCHOLASTIC MAGAZINES	Scholastic magazines	29.33
	10/23/2020	199 E 11 6399 01 103 0 32 000	SCHOLASTIC MAGAZINES	Scholastic magazines	1,029.32
Totals for 58534					2,058.65
58535	10/23/2020	199 E 34 6319 00 999 0 99 000	SOUTHWEST INT'L TRUC	Misc bus shop parts	291.68
	10/23/2020	199 E 34 6319 00 999 0 99 000	SOUTHWEST INT'L TRUC	Misc bus shop parts	341.76
Totals for 58535					633.44
58536	10/23/2020	199 E 36 6412 08 999 0 91 000	SUBWAY	ATHLETIC MEALS	250.00
	10/23/2020	199 E 36 6412 08 999 0 91 000	SUBWAY	ATHLETIC MEALS	220.00
	10/23/2020	199 E 36 6412 08 999 0 91 000	SUBWAY	ATHLETIC MEALS	105.00
	10/23/2020	199 E 36 6412 08 999 0 91 000	SUBWAY	ATHLETIC MEALS	260.00
	10/23/2020	199 E 36 6412 08 999 0 91 000	SUBWAY	ATHLETIC MEALS	95.00
Totals for 58536					930.00
58537	10/23/2020	199 E 41 6499 10 701 0 99 000	TEXAS ASSOCIATION OF	TASA MEMBERSHIP RENEWAL 2020-2021 ORDER #56675	928.00
Totals for 58537					928.00
58538	10/23/2020	199 E 36 6495 08 999 0 91 000	TEXAS ASSOCIATION OF	MEMBERSHIP FEES	55.00
Totals for 58538					55.00
58539	10/23/2020	199 E 41 6299 10 701 0 99 000	TEXAS DEPT OF PUBLIC	09/01/2020 - 09/30/2020	25.00

CHECK NUMBER	CHECK DATE	ACCOUNT NUMBER	VENDOR	INVOICE DESCRIPTION	AMOUNT
				CLEARINGHOUSE RECORD RETRIEVAL 09/04/2020 - 09/29/2020 SECURE SITE CCH NAME SEARCH INVOICE #CRS-202009-200830  Totals for 58539	25.00
58540	10/23/2020	199 E 53 6299 00 999 0 99	TEC TEXAS EXCAVATION SAF	TEXAS EXCAVATION OPEN PO FOR ENCUMBERED FUNDS FUTURE INVOICES FOR 20-21  Totals for 58540	8.55
58541	10/23/2020	199 E 13 6499 00 999 0 99	099 TEXAS NETWORK OF YOU	TEHCY Program Summit Registration  Totals for 58541	25.00
58542	10/23/2020	199 E 41 6439 10 702 0 99	000 THE ELLIS COUNTY PRE	ELECTION NOTICE FOR NOVEMBER 3, 2020 TO RUN ONE TIME THE WEEK OF OCTOBER 5TH THROUGH THE 9TH.  Totals for 58542	175.00
58543	10/23/2020		TIB CARD SERVICES	Totals for 58543	0.00
58544	10/23/2020		TIB CARD SERVICES	Totals for 58544	0.00
58545	10/23/2020		TIB CARD SERVICES	Totals for 58545	0.00
58546	10/23/2020		TIB CARD SERVICES	Totals for 58546	0.00
58547	10/23/2020		TIB CARD SERVICES	Totals for 58547	0.00
58548	10/23/2020		TIB CARD SERVICES	Totals for 58548	0.00
58549	10/23/2020		TIB CARD SERVICES	Totals for 58549	0.00
58550	10/23/2020		TIB CARD SERVICES	Totals for 58550	0.00
58551	10/23/2020		TIB CARD SERVICES	Totals for 58551	0.00
58552	10/23/2020		TIB CARD SERVICES	Totals for 58552	0.00
58553	10/23/2020		TIB CARD SERVICES	Totals for 58553	0.00
58554	10/23/2020		TIB CARD SERVICES	Totals for 58554	0.00
58555	10/23/2020		TIB CARD SERVICES	Totals for 58555	0.00
58556	10/23/2020		TIB CARD SERVICES	Totals for 58556	0.00
58557	10/23/2020		TIB CARD SERVICES	Totals for 58557	0.00
58558	10/23/2020		TIB CARD SERVICES	Totals for 58558	0.00
58559	10/23/2020		TIB CARD SERVICES	Totals for 58559	0.00
58560	10/23/2020	199 E 11 6499 03 041 0 11	000 TIB CARD SERVICES	Chicken legs for Tuesday staff lunch. Mr. Knight will be making the purchase with his card. Receipt will be	99.78

CHECK NUMBER	CHECK DATE	ACCOUNT NUMBER	VENDOR	INVOICE DESCRIPTION	AMOUNT
				provided once the purchase is made.	
10/23/2020	199 E 13 6499 00 999 0 99 099	TIB CARD SERVICES	Chicken legs for Tuesday staff lunch. Mr. Knight will be making the purchase with his card. Receipt will be provided once the purchase is made.	99.78	
10/23/2020	199 E 13 6411 DX 104 0 37 DYS	TIB CARD SERVICES	HOTEL-CALT	99.00	
10/23/2020	199 E 11 6399 02 104 0 21 CUR	TIB CARD SERVICES	BYRDSEED.TV ANNUAL FEE 119.00 GT	59.50	
10/23/2020	199 E 11 6399 20 105 0 21 CUR	TIB CARD SERVICES	BYRDSEED.TV ANNUAL FEE 119.00 GT	59.50	
10/23/2020	199 E 34 6399 00 999 0 99 000	TIB CARD SERVICES	registration renewal. Paid with VISA	46.50	
10/23/2020	199 E 34 6399 00 999 0 99 000	TIB CARD SERVICES	registration renewal. Paid with VISA	1.09	
10/23/2020	199 E 53 6399 00 999 0 99 TEC	TIB CARD SERVICES	Domain - theswarmpodcast.com Order: 5819904.1600290174922107	12.00	
10/23/2020	199 E 11 6399 01 103 0 11 TEC	TIB CARD SERVICES	HOSL 100 PCS Waterproof Clear Plastic Vertical Name Tag Badge ID Card Holders MIFARE Classic 1K RFID Smart Cards 13.56MHz ISO14443A Blank RFID Hotel Key Cards Printable (no mag Stripe) (500)	49.57	
10/23/2020	199 E 11 6399 02 104 0 11 TEC	TIB CARD SERVICES	HOSL 100 PCS Waterproof Clear Plastic Vertical Name Tag Badge ID Card Holders MIFARE Classic 1K RFID Smart Cards 13.56MHz ISO14443A Blank RFID Hotel Key Cards Printable (no mag Stripe) (500)	49.57	
10/23/2020	199 E 11 6399 03 041 0 11 TEC	TIB CARD SERVICES	HOSL 100 PCS Waterproof Clear Plastic Vertical Name Tag Badge ID Card Holders MIFARE Classic 1K RFID Smart Cards 13.56MHz ISO14443A Blank RFID Hotel Key Cards Printable (no mag Stripe) (500)	49.57	
10/23/2020	199 E 11 6399 04 002 0 11 TEC	TIB CARD SERVICES	HOSL 100 PCS Waterproof Clear Plastic Vertical Name Tag Badge ID Card Holders MIFARE Classic 1K RFID Smart Cards 13.56MHz ISO14443A Blank RFID Hotel Key Cards Printable (no mag Stripe) (500)	49.56	
10/23/2020	199 E 11 6399 01 105 0 11 TEC	TIB CARD SERVICES	HOSL 100 PCS Waterproof Clear Plastic Vertical Name Tag Badge ID Card Holders MIFARE Classic 1K RFID Smart Cards 13.56MHz ISO14443A Blank RFID Hotel Key Cards Printable (no mag Stripe) (500)	49.57	
10/23/2020	199 E 53 6395 00 999 0 99 TEC	TIB CARD SERVICES	4 ADILS Leg silver color	758.83	

CHECK NUMBER	CHECK DATE	ACCOUNT NUMBER	VENDOR	INVOICE DESCRIPTION	AMOUNT
				102.179.71 IKEA KLIMPEN table leg with storage 1 KLIMPEN Table leg with storage light gray 22 7/8x27 1/2 " 103.537.65 IKEA ALEX drawer unit 2 ALEX Drawer unit black-brown 14 1/8x27 1/2 " 403.422.85 IKEA KARLBY countertop 3 KARLBY Countertop walnut/veneer 74x1 1/2 " 503.352.08 IKEA KLIMPEN drawer unit 1 KLIMPEN Drawer unit light gray 13x27 1/2 " 603.537.63	
10/23/2020	199 E 11	6499 20 105 0 11 000	TIB CARD SERVICES	PARPROFESSIONAL CERTIFCATE FOR MARICRUZ CORTINAS, ROMAN ABREGO, JUDITH COLMENERO, RUTH COLMENERO AND ANGELINA PEREZ	17.00
10/23/2020	199 E 11	6499 20 105 0 11 000	TIB CARD SERVICES	PARPROFESSIONAL CERTIFCATE FOR MARICRUZ CORTINAS, ROMAN ABREGO, JUDITH COLMENERO, RUTH COLMENERO AND ANGELINA PEREZ	17.00
10/23/2020	199 E 11	6499 01 103 0 11 000	TIB CARD SERVICES	PARPROFESSIONAL CERTIFCATE FOR MARICRUZ CORTINAS, ROMAN ABREGO, JUDITH COLMENERO, RUTH COLMENERO AND ANGELINA PEREZ	17.00
10/23/2020	199 E 11	6499 01 103 0 11 000	TIB CARD SERVICES	PARPROFESSIONAL CERTIFCATE FOR MARICRUZ CORTINAS, ROMAN ABREGO, JUDITH COLMENERO, RUTH COLMENERO AND ANGELINA PEREZ	17.00
10/23/2020	199 E 11	6329 20 105 0 11 000	TIB CARD SERVICES	The HUB (Empowering Writers) for Grades 1-5	515.00
10/23/2020	199 E 11	6399 20 105 0 11 000	TIB CARD SERVICES	additional charges for the original quote from Empowering writers	295.00
10/23/2020	461 E 13	6499 20 105 0 99 000	TIB CARD SERVICES	Lunch for the staff on 10/6 - staff Dev. Day - from Raining Cane's	420.82
10/23/2020	461 E 13	6499 20 105 0 99 000	TIB CARD SERVICES	Lunch for staff dev - for our 3 vegetarian staff members - McAlister's	23.13
10/23/2020	199 E 11	6499 01 103 0 11 461	TIB CARD SERVICES	Staff development lunch	439.61
10/23/2020	461 E 23	6499 PY 002 0 00 000	TIB CARD SERVICES	Donuts for Staff 9-11-2020	112.00
10/23/2020	461 E 23	6499 PY 002 0 00 000	TIB CARD SERVICES	Tiara for Homecoming	23.54
10/23/2020	461 E 23	6499 PY 002 0 00 000	TIB CARD SERVICES	Chick Fil A for 30 Staff Volunteers working Pep Rally 9-17-2020	245.62
10/23/2020	199 E 11	6499 03 041 0 11 461	TIB CARD SERVICES	Jacket for Administrative staff. 2 receipts from The North Face attached	458.00
10/23/2020	199 E 11	6499 03 041 0 11 461	TIB CARD SERVICES	Jacket for Administrative staff. 2 receipts from The	229.00

CHECK NUMBER	CHECK DATE	ACCOUNT NUMBER	VENDOR	INVOICE DESCRIPTION	AMOUNT
10/23/2020	199 E 11 6499 03 041 0 11 461	TIB CARD SERVICES	North Face attached Milkshakes for teachers and staff on "National Milkshake Day-9/10/20" Receipt from Sonic, dated 9/10/20 attached	259.97	
10/23/2020	199 E 11 6399 03 041 0 11 000	TIB CARD SERVICES	Composition Notebooks for student/classroom use Order will be place with Dollar Tree	720.00	
10/23/2020	199 E 31 6411 03 041 0 99 000	TIB CARD SERVICES	Counselor Conference - Journey of Hope Conference on 9/30/20. Registration for Emily Allen Attendance approved by Lowery Fee paid to Journey of Hope Grief Support Center, 3900 W. 15th St., Ste. 306, Plano, TX 75075	55.00	
10/23/2020	461 E 23 6499 02 104 0 99 000	TIB CARD SERVICES	STAFF INCENTIVES	245.00	
10/23/2020	199 E 13 6411 00 999 0 25 099	TIB CARD SERVICES	VIRTUAL WRITING SUMMIT REGISTRATION	1,811.30	
10/23/2020	199 E 52 6399 00 999 0 99 0PD	TIB CARD SERVICES	GYM EQUIPMENT NECESSITIES	291.70	
10/23/2020	199 E 36 6412 24 002 0 91 000	TIB CARD SERVICES	Open PO for Cheer Meals	49.31	
10/23/2020	199 E 36 6399 24 002 0 91 000	TIB CARD SERVICES	Ribbons and tablecloths for Homecoming Week	118.76	
10/23/2020	865 L 00 2190 24 041 0 00 000	TIB CARD SERVICES	JH Cheer Bows Superior Cheer/Pizzazz "Fight Like A Girl" Awareness Bow	211.95	
10/23/2020	199 E 52 6411 00 999 0 99 0PD	TIB CARD SERVICES	FUEL AND INCIDENTALS	57.00	
10/23/2020	199 E 52 6411 00 999 0 99 0PD	TIB CARD SERVICES	FUEL AND INCIDENTALS	40.00	
10/23/2020	199 E 52 6411 00 999 0 99 0PD	TIB CARD SERVICES	FUEL FOR TRAVEL	49.00	
10/23/2020	199 E 36 6412 08 999 0 91 000	TIB CARD SERVICES	ATHLETIC TRAVEL-GO GO CHARTERS	127.70	
10/23/2020	199 E 36 6494 08 999 0 91 000	TIB CARD SERVICES	ATHLETIC TRAVEL-GO GO CHARTERS	135.30	
10/23/2020	199 E 36 6412 08 999 0 91 000	TIB CARD SERVICES	ATHLETIC TRAVEL-GO GO CHARTERS	1,149.28	
10/23/2020	199 E 36 6494 08 999 0 91 000	TIB CARD SERVICES	ATHLETIC TRAVEL-GO GO CHARTERS	1,217.72	
10/23/2020	199 E 36 6399 08 999 0 91 000	TIB CARD SERVICES	POSTAGE-UNITED STATES POSTAL SERVICE	30.30	
10/23/2020	865 L 00 2190 14 002 0 00 000	TIB CARD SERVICES	Heart of Texas Entry Fee for 11 AG Students to show Livestock and Lambs	860.00	
10/23/2020	199 E 11 6411 06 002 0 22 000	TIB CARD SERVICES	Fuel for trip to Georgia to pick up Livestock and any supplies needed-CTE-AG	67.03	
10/23/2020	199 E 11 6411 06 002 0 22 000	TIB CARD SERVICES	Fuel for trip to Georgia to pick up Livestock and any supplies needed-CTE-AG	55.04	
10/23/2020	199 E 11 6411 06 002 0 22 000	TIB CARD SERVICES	Fuel for trip to Georgia to pick up Livestock and any supplies needed-CTE-AG	55.00	
10/23/2020	199 E 11 6399 06 002 0 22 000	TIB CARD SERVICES	Supplies for Pig Barn - CTE-AG	66.01	
10/23/2020	199 E 11 6399 06 002 0 22 000	TIB CARD SERVICES	Pig Shavings for Pig	68.37	

CHECK NUMBER	CHECK DATE	ACCOUNT NUMBER	VENDOR	INVOICE DESCRIPTION	AMOUNT
	10/23/2020	199 E 11 6411 06 002 0 22 000	TIB CARD SERVICES	Barn-AG-CTE Hotel stay, gas and supplies for Heart O'Texas Livestock Show 9-30-2020 thru 10-3-2020 - CTE-AG	15.38
	10/23/2020	199 E 11 6412 06 002 0 22 000	TIB CARD SERVICES	Hotel stay, gas and supplies for Heart O'Texas Livestock Show 9-30-2020 thru 10-3-2020 - CTE-AG	15.38
	10/23/2020	199 E 11 6411 06 002 0 22 000	TIB CARD SERVICES	Hotel stay, gas and supplies for Heart O'Texas Livestock Show 9-30-2020 thru 10-3-2020 - CTE-AG	143.52
	10/23/2020	199 E 11 6412 06 002 0 22 000	TIB CARD SERVICES	Hotel stay, gas and supplies for Heart O'Texas Livestock Show 9-30-2020 thru 10-3-2020 - CTE-AG	143.52
	10/23/2020	199 E 11 6411 06 002 0 22 000	TIB CARD SERVICES	Hotel stay, gas and supplies for Heart O'Texas Livestock Show 9-30-2020 thru 10-3-2020 - CTE-AG	143.52
	10/23/2020	199 E 11 6412 06 002 0 22 000	TIB CARD SERVICES	Hotel stay, gas and supplies for Heart O'Texas Livestock Show 9-30-2020 thru 10-3-2020 - CTE-AG	143.52
	10/23/2020	199 E 11 6399 02 104 0 11 000	TIB CARD SERVICES	POSTAGE FOR RETURN ITEM TO AMAZON	17.05
	10/23/2020	199 E 11 6412 02 104 0 11 000	TIB CARD SERVICES	2021 SCRIPPS NATIONAL SPELLING BEE ENROLLMENT	175.00
	10/23/2020	211 E 11 6499 02 104 1 30 000	TIB CARD SERVICES	MEADOWS LAW CONFERENCE	250.00
	10/23/2020	199 E 13 6499 00 999 0 99 099	TIB CARD SERVICES	BOOMERANG SUBSCRIPTION 20-21	32.50
	10/23/2020	199 E 13 6411 00 999 0 25 099	TIB CARD SERVICES	BILINGUAL TEACHERS MEALS FOR VIRTUAL TRAINING SAT OCT 3RD	67.90
	10/23/2020	199 E 31 6399 03 041 0 99 000	TIB CARD SERVICES	Contingency for Boy & Girl Guided Journals to be purchased at Five Below. Have attempted to purchase on Amazon, but not available. Receipt will be provided once purchase is made.	128.75
	10/23/2020	199 E 31 6499 03 041 0 99 000	TIB CARD SERVICES	Contingency for Boy & Girl Guided Journals to be purchased at Five Below. Have attempted to purchase on Amazon, but not available. Receipt will be provided once purchase is made.	77.25
	10/23/2020	199 E 11 6399 02 104 0 25 000	TIB CARD SERVICES	POSTAGE FOR ESL LETTERS	2.75
	10/23/2020	199 E 51 6319 00 999 0 99 000	TIB CARD SERVICES	MISC SUPPLIES	114.04
	10/23/2020	199 E 51 6319 00 999 0 99 000	TIB CARD SERVICES	MISC SUPPLIES	81.19
	10/23/2020	199 E 51 6319 00 999 0 99 000	TIB CARD SERVICES	MISC SUPPLIES	220.00
				Totals for 58560	13,825.55
58561	10/23/2020	199 E 11 6399 06 002 0 22 000	TRACTOR SUPPLY	Supplies for Exercise pen for Lambs-CTE-AG	1,632.25
				Totals for 58561	1,632.25
58562	10/23/2020	199 E 51 6249 00 999 0 99 000	TRIONIC WATER REFINI	WATER FILTRATION SYSTEM FOR	500.00

CHECK NUMBER	CHECK DATE	ACCOUNT NUMBER	VENDOR	INVOICE DESCRIPTION	AMOUNT
				HVAC BOILERS AT FHS	
				Totals for 58562	500.00
58563	10/23/2020		UNIFIRST HOLDINGS IN		0.00
				Totals for 58563	0.00
58564	10/23/2020	701 E 35 6342 01 999 0 99 000	UNIFIRST HOLDINGS IN	FOOD SERVICE SUPPLIES	47.01
	10/23/2020	701 E 35 6342 02 999 0 99 000	UNIFIRST HOLDINGS IN	FOOD SERVICE SUPPLIES	47.01
	10/23/2020	701 E 35 6342 03 999 0 99 000	UNIFIRST HOLDINGS IN	FOOD SERVICE SUPPLIES	47.01
	10/23/2020	701 E 35 6342 04 999 0 99 000	UNIFIRST HOLDINGS IN	FOOD SERVICE SUPPLIES	47.01
	10/23/2020	701 E 35 6342 20 999 0 99 000	UNIFIRST HOLDINGS IN	FOOD SERVICE SUPPLIES	47.02
	10/23/2020	701 E 35 6342 01 999 0 99 000	UNIFIRST HOLDINGS IN	FOOD SERVICE SUPPLIES	47.01
	10/23/2020	701 E 35 6342 02 999 0 99 000	UNIFIRST HOLDINGS IN	FOOD SERVICE SUPPLIES	47.01
	10/23/2020	701 E 35 6342 03 999 0 99 000	UNIFIRST HOLDINGS IN	FOOD SERVICE SUPPLIES	47.01
	10/23/2020	701 E 35 6342 04 999 0 99 000	UNIFIRST HOLDINGS IN	FOOD SERVICE SUPPLIES	47.01
	10/23/2020	701 E 35 6342 20 999 0 99 000	UNIFIRST HOLDINGS IN	FOOD SERVICE SUPPLIES	47.02
	10/23/2020	701 E 35 6342 01 999 0 99 000	UNIFIRST HOLDINGS IN	FOOD SERVICE SUPPLIES	47.01
	10/23/2020	701 E 35 6342 02 999 0 99 000	UNIFIRST HOLDINGS IN	FOOD SERVICE SUPPLIES	47.01
	10/23/2020	701 E 35 6342 03 999 0 99 000	UNIFIRST HOLDINGS IN	FOOD SERVICE SUPPLIES	47.01
	10/23/2020	701 E 35 6342 04 999 0 99 000	UNIFIRST HOLDINGS IN	FOOD SERVICE SUPPLIES	47.01
	10/23/2020	701 E 35 6342 20 999 0 99 000	UNIFIRST HOLDINGS IN	FOOD SERVICE SUPPLIES	47.02
	10/23/2020	701 E 35 6342 01 999 0 99 000	UNIFIRST HOLDINGS IN	FOOD SERVICE SUPPLIES	47.01
	10/23/2020	701 E 35 6342 02 999 0 99 000	UNIFIRST HOLDINGS IN	FOOD SERVICE SUPPLIES	47.01
	10/23/2020	701 E 35 6342 03 999 0 99 000	UNIFIRST HOLDINGS IN	FOOD SERVICE SUPPLIES	47.01
	10/23/2020	701 E 35 6342 04 999 0 99 000	UNIFIRST HOLDINGS IN	FOOD SERVICE SUPPLIES	47.01
	10/23/2020	701 E 35 6342 20 999 0 99 000	UNIFIRST HOLDINGS IN	FOOD SERVICE SUPPLIES	47.02
				Totals for 58564	940.24
58565	10/23/2020	199 E 53 6299 00 999 0 99 TEC	USIC LOCATING SERVIC	OPEN PO FOR ENCUMBERED FUTURE INVOICES FOR 20-21	262.32
				Totals for 58565	262.32
58566	10/23/2020	199 E 11 6411 06 002 0 22 000	VOCATIONAL AGRICULTU	2020-2021 VATAT Membership-CTE-AG	300.00
				Totals for 58566	300.00
58567	10/23/2020	199 E 51 6319 00 999 0 99 000	W-W MANUFACTURING CO	starter post for FFA Barn	1,045.00
				Totals for 58567	1,045.00
58568	10/23/2020		WALSH GALLEGOS TREVI		0.00
				Totals for 58568	0.00
58569	10/23/2020		WALSH GALLEGOS TREVI		0.00
				Totals for 58569	0.00
58570	10/23/2020		WALSH GALLEGOS TREVI		0.00
				Totals for 58570	0.00
58571	10/23/2020	199 E 41 6211 10 701 0 99 000	WALSH GALLEGOS TREVI	PROFESSIONAL SERVICES RENDERED THROUGH SEPTEMBER 15, 2020 GENERAL SERVICES INVOICE #594613 CM AGENT AGREEMENT (GALLAGHER) INVOICE #594614 REAL ESTATE SALE - CITY OF FERRIS INVOICE #594615 SEXUAL HARASSMENT INVESTIGATION INVOICE #594616 PREVENTING SEXUAL HARASSMENT TRAINING INVOICE #594617	236.00
	10/23/2020	199 E 41 6211 10 701 0 99 000	WALSH GALLEGOS TREVI	PROFESSIONAL SERVICES RENDERED THROUGH SEPTEMBER 15, 2020 GENERAL SERVICES INVOICE #594613 CM AGENT AGREEMENT (GALLAGHER) INVOICE #594614 REAL ESTATE SALE -	420.00

CHECK NUMBER	CHECK DATE	ACCOUNT NUMBER	VENDOR	INVOICE DESCRIPTION	AMOUNT
				CITY OF FERRIS INVOICE #594615 SEXUAL HARASSMENT INVESTIGATION INVOICE #594616 PREVENTING SEXUAL HARASSMENT TRAINING INVOICE #594617	
10/23/2020	199 E 41 6211 10 701 0 99 000		WALSH GALLEGOS TREVI	PROFESSIONAL SERVICES RENDERED THROUGH SEPTEMBER 15, 2020 GENERAL SERVICES INVOICE #594613 CM AGENT AGREEMENT (GALLAGHER) INVOICE #594614 REAL ESTATE SALE - CITY OF FERRIS INVOICE #594615 SEXUAL HARASSMENT INVESTIGATION INVOICE #594616 PREVENTING SEXUAL HARASSMENT TRAINING INVOICE #594617	550.00
10/23/2020	199 E 41 6211 10 701 0 99 000		WALSH GALLEGOS TREVI	PROFESSIONAL SERVICES RENDERED THROUGH SEPTEMBER 15, 2020 GENERAL SERVICES INVOICE #594613 CM AGENT AGREEMENT (GALLAGHER) INVOICE #594614 REAL ESTATE SALE - CITY OF FERRIS INVOICE #594615 SEXUAL HARASSMENT INVESTIGATION INVOICE #594616 PREVENTING SEXUAL HARASSMENT TRAINING INVOICE #594617	750.00
				Totals for 58571	1,956.00
58572	10/23/2020	199 E 36 6299 08 999 0 91 000	WALSH, JAY	Varsity Football Games-Clock	100.00
	10/23/2020	199 E 36 6299 08 999 0 91 000	WALSH, JAY	Varsity Football Games-Clock	100.00
	10/23/2020	199 E 36 6299 08 999 0 91 000	WALSH, JAY	Varsity Football Games-Clock	100.00
				Totals for 58572	300.00
58573	10/23/2020	199 E 11 6339 02 104 0 23 000	WESTERN PSYCHOLOGICA	SPED-TESTING PROTOCOLS	69.30
	10/23/2020	199 E 11 6339 03 041 0 23 000	WESTERN PSYCHOLOGICA	SPED-TESTING PROTOCOLS	69.30
	10/23/2020	199 E 11 6339 01 103 0 23 000	WESTERN PSYCHOLOGICA	SPED-TESTING PROTOCOLS	69.30
	10/23/2020	199 E 11 6339 02 104 0 23 000	WESTERN PSYCHOLOGICA	SPED-S MCCARTER-TESTING PROTOCOLS	118.80
	10/23/2020	199 E 11 6339 03 041 0 23 000	WESTERN PSYCHOLOGICA	SPED-S MCCARTER-TESTING PROTOCOLS	118.80
				Totals for 58573	445.50
58574	10/23/2020	199 E 36 6412 08 999 0 91 000	WHATABURGER OF MESQU	Athletic Meals	96.00
				Totals for 58574	96.00
58575	10/23/2020	199 E 36 6412 08 999 0 91 000	WHATABURGER VENTURES	Athletic Meals-V FB	560.07
				Totals for 58575	560.07
58576	10/23/2020	199 E 34 6319 00 999 0 99 000	WINGFOOT COMMERCIAL	Bus tires	4,130.00
	10/23/2020	199 E 51 6319 00 999 0 99 000	WINGFOOT COMMERCIAL	Car tires	282.28
				Totals for 58576	4,412.28
58577	10/23/2020	199 E 11 6395 03 041 0 11 000	WORTHINGTON DIRECT H	Tables and whiteboards for multiple classrooms Quote #QTE03882 attached	5,603.30
				Totals for 58577	5,603.30
58578	10/23/2020	199 E 41 6299 12 999 0 99 000	ENRIQUEZ, CELESTE &	PICTURES AND VIDEOS FOR AUGUST & SEPTEMBER 2020	2,000.00
				Totals for 58578	2,000.00
58579	10/26/2020	199 E 11 6399 04 002 0 22 000	EWELL EDUCATIONAL SE	Full access to AET (Ewell Educational Services) -	730.00

CHECK NUMBER	CHECK DATE	ACCOUNT NUMBER	VENDOR	INVOICE DESCRIPTION	AMOUNT
				Renewal - CTE	
				Totals for 58579	730.00
58580	10/26/2020	199 E 41 6495 10 750 0 99 000	TASBO	TASBO MEMBERSHIP DUES	135.00
				Totals for 58580	135.00
58581	10/27/2020	865 L 00 2190 23 002 0 00 000	ARLINGTON LAMAR HIGH	Robotics transfer of funds to Lamar High School - New entity handling funds	85.18
	10/27/2020	461 E 11 6499 23 002 0 11 000	ARLINGTON LAMAR HIGH	Robotics transfer of funds to Lamar High School - New entity handling funds	1,385.43
				Totals for 58581	1,470.61
58582	10/27/2020	199 E 51 6145 00 999 0 99 000	TASB RISK MANAGEMENT	UNEMPLOYEMNT COMP COVERAGE	20,178.00
				Totals for 58582	20,178.00
58584	10/28/2020	199 E 36 6299 08 999 0 91 000	ARBITERSPORTS, LLC	ARBITERGAME SUBSCRIPTION	345.00
				Totals for 58584	345.00
58585	10/28/2020	865 L 00 2190 56 105 0 00 000	ARMENDARIZ, LORIANN	Jeans fundraiser to Help with expenses for Elias Sanchez (Lori's Son) during his Eye Surgery	340.00
				Totals for 58585	340.00
58586	10/28/2020	199 E 11 6299 AV 041 0 11 000	NIES, ISAIAH	TUTORING AVID	275.83
	10/28/2020	199 E 11 6299 AV 002 0 11 000	NIES, ISAIAH	TUTORING AVID	137.92
	10/29/2020	199 E 11 6299 AV 041 0 11 000	NIES, ISAIAH	TUTORING AVID	-275.83
	10/29/2020	199 E 11 6299 AV 002 0 11 000	NIES, ISAIAH	TUTORING AVID	-137.92
				Totals for 58586	0.00
58587	10/30/2020	199 E 11 6399 01 103 0 11 000	3P LEARNING INC.	MATHSEEDS SUBSCRIPTION EXP DATE 11-1-21 INVOICE INV US 10593	1,199.33
	10/30/2020	199 E 11 6399 02 104 0 11 000	3P LEARNING INC.	MATHSEEDS SUBSCRIPTION EXP DATE 11-1-21 INVOICE INV US 10593	1,199.33
	10/30/2020	199 E 11 6399 20 105 0 11 000	3P LEARNING INC.	MATHSEEDS SUBSCRIPTION EXP DATE 11-1-21 INVOICE INV US 10593	1,199.34
				Totals for 58587	3,598.00
58588	10/30/2020	199 E 11 6399 AP 002 0 11 000	CENGAGE LEARNING	Calculus 10th Web Assign-AP	350.00
				Totals for 58588	350.00
58589	10/30/2020	199 E 11 6399 04 002 0 11 000	FLINN SCIENTIFIC INC	Science Department Supplies	72.10
				Totals for 58589	72.10
58590	10/30/2020	865 L 00 2190 66 002 0 00 000	IBARRA, BRIANNA	2020 Jostens Scholarship - Brianna Ibarra	250.00
				Totals for 58590	250.00
58591	10/30/2020	199 E 11 6399 01 103 0 11 000	IMAGINE LEARNING, IN	IMAGE LEARNING LANGUAGE/LITERACY	4,833.34
	10/30/2020	199 E 11 6399 02 104 0 11 000	IMAGINE LEARNING, IN	IMAGE LEARNING LANGUAGE/LITERACY	4,833.34
	10/30/2020	199 E 11 6399 20 105 0 11 000	IMAGINE LEARNING, IN	IMAGE LEARNING LANGUAGE/LITERACY	4,833.32
				Totals for 58591	14,500.00
58592	10/30/2020	211 E 11 6399 04 002 1 30 000	MIMEO.COM LLC	2020-2021 Student Planners	4,878.00
				Totals for 58592	4,878.00
58593	10/30/2020	199 E 11 6299 AV 041 0 11 000	NIES, ISAIAH	TUTORING AVID	275.83
	10/30/2020	199 E 11 6299 AV 002 0 11 000	NIES, ISAIAH	TUTORING AVID	137.92
				Totals for 58593	413.75
58594	10/30/2020	865 L 00 2190 24 041 0 00 000	POLKADOTS, LLC	Mascot Shirt(This was paid for by the mascot as part of	22.00

CHECK NUMBER	CHECK DATE	ACCOUNT NUMBER	VENDOR	INVOICE DESCRIPTION	AMOUNT
				her uniform) Invoice #000056	
				Totals for 58594	22.00
58595	10/30/2020	199 E 53 6396 00 999 0 99	TEC T-MOBILE USA INC.	FOR INSTRUCTIONAL USE-TMOBILE HOTSPOTS	12,980.00
	10/30/2020	199 E 53 6396 00 999 0 99	TEC T-MOBILE USA INC.	Instructional use HOTSPOTS invoice 966734643	12,980.00
				Totals for 58595	25,960.00
58596	10/30/2020	199 E 53 6299 00 999 0 99	TEC TEXAS EXCAVATION SAF	TEXAS EXCAVATION OPEN PO FOR ENCUMBERED FUNDS FUTURE INVOICES FOR 20-21	7.60
				Totals for 58596	7.60
58597	10/30/2020	199 E 11 6411 69 002 0 22 000	VOCATIONAL AGRICULTU	2020-2021 VATAT Membership-CTE-AG Mechanics	300.00
				Totals for 58597	300.00
64751	10/16/2020	865 L 00 2190 66 002 0 00 000	COLMENERO, JUDITH	Jostens 2020 Scholarship - Judith Colmenero	250.00
	10/16/2020	865 L 00 2190 10 000 0 00 000	COLMENERO, JUDITH	2020 Jennifer Markgraf Scholarship - Judith Colmenero	1,000.00
				Totals for 64751	1,250.00
64752	10/16/2020	461 E 13 6499 20 105 0 99 000	SMALL TOWN BARBEQUE	Staff Lunch for WINSday 10/14/20	720.00
				Totals for 64752	720.00
				Totals for checks	668,704.56

FUND SUMMARY

<u>FUND</u>	<u>DESCRIPTION</u>	<u>BALANCE SHEET</u>	<u>REVENUE</u>	<u>EXPENSE</u>	<u>TOTAL</u>
199	GENERAL OPERATING	5,540.00	0.00	549,572.80	555,112.80
211	TITLE I	0.00	0.00	65,313.85	65,313.85
429	READ TO SUCCEED	0.00	0.00	5,450.31	5,450.31
461	PRINCIPALS ACTIVITY	0.00	0.00	3,917.37	3,917.37
701	FOOD SERVICE	0.00	19.60	34,994.55	35,014.15
865	STUDENT ACTIVITY ACCOUNT	3,896.08	0.00	0.00	3,896.08
***	Fund Summary Totals ***	9,436.08	19.60	659,248.88	668,704.56

\*\*\*\*\* End of report \*\*\*\*\*

**REPORT:**

FINANCIAL REPORT AS OF OCTOBER 31, 2020

**BACKGROUND INFORMATION:**

	<b>OCTOBER</b>	
	<b>Revenue</b>	<b>Expenditures</b>
General Operating Fund	\$ 5,433,076	\$ 4,383,970
Food Service Fund	\$ 141,295	\$ 146,865
Debt Service Fund	\$ 17,775	\$ -

**RECOMMENDATION:**

Approve as Presented

**ACTION REQUIRED:**

Vote

**CONTACT PERSON:**

Mr. James Hartman

Mrs. Lavina Straley

**ENCLOSURES:**

Financial Reports as of October 31, 2020



**FERRIS INDEPENDENT SCHOOL DISTRICT**  
**GENERAL FUND - 199**  
**STATEMENT OF REVENUES, EXPENDITURES, AND CHANGES IN FUND BALANCES**

CURRENT YEAR 2020-2021						
	Original Budget	Amended Budget	October Actual	Actual Year to Date	Actual to Budget	
<b>REVENUES:</b>						
5700	Local and Intermediate Sources	\$ 5,919,619	\$ 5,919,619	\$ 28,429	\$ 75,464	1%
5800	State Program Revenues	22,736,475	22,736,475	2,178,010	5,356,902	24%
5900	Federal Program Revenues	250,000	250,000	-	710	0%
<b>5020</b>	<b>Total Revenues</b>	<b>\$ 28,906,094</b>	<b>\$ 28,906,094</b>	<b>\$ 2,206,439</b>	<b>\$ 5,433,076</b>	<b>19%</b>

EXPENDITURE SUMMARY BY FUNCTION						
<b>Instructional &amp; Instructional Related Services:</b>						
11	Instructional	\$ 16,980,130	\$ 16,980,130	1,411,486.00	2,639,791	16%
12	Instructional Resources and Media Services	\$ 391,986	\$ 391,986	24,791	49,349	13%
13	Curriculum and Instructional Staff Development	\$ 1,274,357	\$ 1,274,357	99,789	187,663	15%
<b>Total Instructional &amp; Instructional Related Services</b>		<b>18,646,473</b>	<b>18,646,473</b>	<b>1,536,067</b>	<b>2,876,803</b>	<b>15%</b>
<b>Instructional and School Leadership:</b>						
21	Instructional Leadership	\$ 738,876	\$ 738,876	46,754	125,534	17%
23	School Leadership	\$ 1,484,189	\$ 1,484,189	118,465	232,183	16%
<b>Total Instructional and School Leadership</b>		<b>2,223,065</b>	<b>2,223,065</b>	<b>165,220</b>	<b>357,717</b>	<b>16%</b>
<b>Year-to-Date: Financial Reports as of March 31, 2020</b>						
31	Guidance, Counseling and Evaluation	\$ 1,048,867	\$ 1,048,867	88,394	190,350	18%
33	Health Services	\$ 371,313	\$ 371,313	11,321	22,763	6%
34	Student Transportation	\$ 700,213	\$ 700,213	45,399	95,468	14%
35	Food Services	\$ 1,573	\$ 1,573	-	-	0%
36	Cocurricular/ExtraCurricular Activities	\$ 1,019,080	\$ 1,019,080	96,354	167,030	16%
<b>Total Support Services - Student (Pupil)</b>		<b>3,141,046</b>	<b>3,141,046</b>	<b>241,468</b>	<b>475,610</b>	<b>15%</b>
<b>Administrative Support Services:</b>						
41	General Administration	\$ 1,083,067	\$ 1,083,067	89,279	157,464	15%
<b>Total Administrative Support Services</b>		<b>1,083,067</b>	<b>1,083,067</b>	<b>89,279</b>	<b>157,464</b>	<b>15%</b>
<b>Support Services - Nonstudent Based:</b>						
51	Plant Maintenance and Facility Services	\$ 2,691,428	\$ 2,691,428	197,106	350,795	13%
52	Security and Monitoring Services	\$ 458,624	\$ 458,624	34,654	76,367	17%

53	Data Processing Services	\$	485,891	\$	485,891	51,301	89,194	18%
<b>Total Support Services - Nonstudent Based</b>			<b>3,635,943</b>		<b>3,635,943</b>	<b>283,062</b>	<b>516,355</b>	<b>14%</b>
<b>Community Service:</b>								
	Community Involment	\$	1,500	\$	1,500	21	21	1%
<b>Total Community Service:</b>		\$	<b>1,500</b>	\$	<b>1,500</b>	<b>21</b>	<b>21</b>	<b>1%</b>
<b>Debt Service:</b>								
71	Principal on Long-Term Debt	\$	100,000	\$	100,000	-	-	0%
<b>Total Debt Service</b>		\$	<b>100,000</b>	\$	<b>100,000</b>	<b>-</b>	<b>-</b>	<b>0%</b>
<b>Capital Outlay:</b>								
81	Capital Improvement and Land Purchase	\$	-	\$	-	-	-	0%
<b>Total Capital Outlay</b>		\$	<b>-</b>	\$	<b>-</b>	<b>-</b>	<b>-</b>	<b>0%</b>
<b>Intergovernmental Charges:</b>								
99	Other Intergovernmental Charges	\$	75,000		75,000	-	-	0%
0	Other uses				-	-	-	0%
<b>Total Intergovernmental Charges</b>			<b>75,000</b>		<b>75,000</b>	<b>-</b>	<b>-</b>	<b>0%</b>
6030	<b>Total Expenditures</b>	\$	<b>28,906,094</b>	\$	<b>28,906,094</b>	<b>2,315,117</b>	<b>4,383,970</b>	<b>15%</b>
<b>EXPENDITURE SUMMARY BY OBJECT CODE:</b>								
61XX	Payroll Costs	\$	23,902,556	\$	23,902,556	1,777,586.86	3,519,276	15%
62XX	Professional and Contracted Services		1,957,695		1,957,695	146,790	276,135	14%
63XX	Supplies and Materials		1,964,589		1,964,589	353,191	509,763	26%
64XX	Other Operating Costs		824,663		824,663	37,549	78,796	10%
65XX	Debt Services		100,000		100,000	0	-	0%
66XX	Capital Outlay Expenses		156,591		156,591	-	-	0%
<b>Total Expenditures</b>		\$	<b>28,906,094</b>	\$	<b>28,906,094</b>	<b>2,315,117</b>	<b>4,383,970</b>	<b>15%</b>
<b>Excess (Deficiency) of Revenues Over (Under)</b>								
1100	<b>Expenditures</b>	\$	<b>-</b>	\$	<b>-</b>	<b>(108,677)</b>	<b>1,049,106</b>	
99	<b>Net Change in Fund Balance</b>		<b>-</b>		<b>-</b>	<b>(108,677)</b>	<b>1,049,106</b>	

Fund Balance, September 1, 2019 Beginning (audited) 10,979,294

Estimated Fund Balance before final EOY entries, October 31, 2020 12,028,400



**FERRIS INDEPENDENT SCHOOL DISTRICT**  
**NATIONAL SCHOOL BREAKFAST AND LUNCH PROGRAM FINANCIAL STATEMENT**  
**STATEMENT OF REVENUES, EXPENDITURES, AND CHANGES IN FUND BALANCES**

		CURRENT YEAR 2020-2021				
		Original Budget	Amended Budget	October Actual	Actual Year to Date	Actual to Budget
<b>REVENUES:</b>						
5700	Local and Intermediate Sources	\$ 64,810	\$ 64,810	\$ 3,075	\$ 11,234	17%
5800	State Program Revenues	49,654	49,654	-	-	0%
7900	Federal Program Revenues	1,688,000	1,688,000	91,752	130,062	8%
	Other Financing Sources	-	-			
<b>5020</b>	<b>Total Revenues</b>	<b>\$ 1,802,464</b>	<b>\$ 1,802,464</b>	<b>\$ 94,827</b>	<b>\$ 141,295</b>	<b>8%</b>
<b>EXPENDITURE SUMMARY BY FUNCTION</b>						
<b>Support Services - Student (Pupil):</b>						
35	Food Services	1,738,650	1,738,650	88,261	146,865	8%
	<b>Total Support Services - Student (Pupil)</b>	<b>1,738,650</b>	<b>1,738,650</b>	<b>88,261</b>	<b>146,865</b>	<b>8%</b>
<b>Support Services - Nonstudent Based:</b>						
51	Plant Maintenance and Facility Services	63,814	63,814	-	-	0%
	<b>Total Support Services - Nonstudent Based</b>	<b>63,814</b>	<b>63,814</b>	<b>-</b>	<b>-</b>	<b>0%</b>
<b>6030</b>	<b>Total Expenditures</b>	<b>\$ 1,802,464</b>	<b>\$ 1,802,464</b>	<b>\$ 88,261</b>	<b>\$ 146,865</b>	<b>8%</b>
<b>EXPENDITURE SUMMARY BY OBJECT CODE:</b>						
61XX	Year-to-Date: Financial Reports as of March 31, 2020	\$ 756,118	\$ 756,118	\$ 53,227	107,422	14%
62XX	Professional and Contracted Services	26,300	26,300	525	525	2%
63XX	Supplies and Materials	985,832	985,832	34,470	38,838	4%
64XX	Other Operating Costs	27,840	27,840	40	80	0%
66XX	Capital Outlay Expenses	6,374	6,374	-	-	0%
89XX	Other Uses	-	-			
	<b>Total Expenditures</b>	<b>\$ 1,802,464</b>	<b>\$ 1,802,464</b>	<b>\$ 88,261</b>	<b>\$ 146,865</b>	<b>8%</b>
<b>1100</b>	<b>Excess (Deficiency) of Revenues Over (Under) Expenditures</b>	<b>\$ -</b>	<b>\$ 0</b>	<b>\$ 6,566</b>	<b>\$ (5,570)</b>	
<b>1200</b>	<b>Net Change in Fund Balance</b>	<b>-</b>	<b>0</b>	<b>6,566</b>	<b>(5,570)</b>	

Fund Balance, September 1, 2019 Beginning (audited) 615,065

Estimated Fund Balance before final yr end entries, October 31, 2020

609,495



**FERRIS INDEPENDENT SCHOOL DISTRICT**  
**DEBT SERVICES - FUND 599 FINANCIAL STATEMENT**  
**STATEMENT OF REVENUES, EXPENDITURES, AND CHANGES IN FUND BALANCES**

CURRENT YEAR 2020-2021				
Original Budget	Amended Budget	October Actual	Actual Year to Date	Actual to Budget

<b>REVENUES:</b>						
5700	Local and Intermediate Sources	\$ 1,875,950	\$ 1,875,950	\$ 5,765	17,775	1%
5800	State Program Revenues	1,157,200	1,157,200	-	0	0%
<b>5020</b>	<b>Total Revenues</b>	<b>\$ 3,033,150</b>	<b>\$ 3,033,150</b>	<b>\$ 5,765</b>	<b>17,775</b>	<b>1%</b>

<b>EXPENDITURE SUMMARY BY FUNCTION</b>						
<b>Debt Service:</b>						
71	Principal on Long-Term Debt	3,033,150	3,033,150	-	0	0%
	<b>Total Debt Service</b>	<b>3,033,150</b>	<b>3,033,150</b>	<b>-</b>	<b>-</b>	<b>0%</b>

6030	<b>Total Expenditures</b>	<b>\$ 3,033,150</b>	<b>\$ 3,033,150</b>	<b>\$ -</b>	<b>\$ -</b>	<b>0%</b>
------	---------------------------	---------------------	---------------------	-------------	-------------	-----------

<b>EXPENDITURE SUMMARY BY OBJECT CODE:</b>						
65XX	Debt Services	3,033,150	3,033,150	-	-	0%
89XX	Other Uses					
	<b>Total Expenditures</b>	<b>3,033,150</b>	<b>3,033,150</b>	<b>-</b>	<b>-</b>	<b>0%</b>

<b>Excess (Deficiency) of Revenues Over</b>						
1100	<b>(Under) Expenditures</b>	<b>\$ -</b>	<b>\$ -</b>	<b>\$ 5,765</b>	<b>\$ 17,775</b>	
1200	<b>Net Change in Fund Balance</b>	<b>-</b>	<b>-</b>	<b>5,765</b>	<b>17,775</b>	

Fund Balance, September 1, 2019 Beginning (audited)	<u>299,506</u>
Estimated Fund Balance before final EOY entries, October 31, 2020	<u><u>317,281</u></u>

**Estes Electric, Inc.**

PO Box 5  
 1499 FM 66  
 Waxahachie, TX 75168  
 TECL #18992

Voice: 972 938 8290  
 Fax: 972 938 7071

# INVOICE

Invoice Number: 15284  
 Invoice Date: Oct 27, 2020  
 Page: 1

*Duplicate*

Bill To:
FERRIS ISD P O BOX 459 FERRIS, TX 75125

Ship to:
FERRIS ISD P O BOX 459 FERRIS, TX 75125

Customer ID	Customer PO	Payment Terms	
FER ISD		Net 30 Days	
Sales Rep ID	Shipping Method	Ship Date	Due Date
	Airborne		11/26/20

Description	Unit Price	Amount
CALLED OUT TO CHECK TWO FOOTBALL STADIUM LIGHT POLES ONE ON VISITOR SIDE AND ONE ON HOME SIDE. BOTH WERE TRIPPING BREAKERS. ON VISITORS SIDE WE FOUND CONDUIT SEPARATED IN TWO PLACES ALONG WITH WIRE BURNT INTO. GAD TO INSTALL NEW CONDUIT FOR PART OF THE RUN AND INSTALL TWO TRAFFIC RAPED BOXES IN GROUND FOR TRACTOR MOWING. INSTALL NEW WIRE FROM, TOP OF POLE TO ELECTRICAL PANEL ALONG WITH NEW CONTRACTOR. ON HOME SIDE FOUND MUCH THE SAME THING BUT IN THREE PLACES. TWO OF THE BURNT WIRE LOCATIONS WERE UNDER CONCRETE. HAD CONCRETE CUT CONDUIT REPAIRED INSTALLED TRAFFIC RATED BOXES AND CONCRETE REPLACED. ALSO INSTALLED NEW CONTRACTOR FOR POLE LIGHT. TESTED ALL POLES WHEN COMPLETED. EVERYTHING WORKED AS IT SHOULD.		
LABOR		19,600.00
MATERIAL		18,261.41
CONCRETE WORK		7,520.00
EQUIPMENT		1,895.50

Subtotal	47,276.91
Sales Tax	
Total Invoice Amount	47,276.91
Payment/Credit Applied	
<b>TOTAL</b>	<b>47,276.91</b>

Check/Credit Memo No:



### CONTRIBUTION INVOICE

**Billing Address:**

FERRIS ISD  
PO BOX 459  
FERRIS TX 75125-0459

Invoice Date: 11/01/2020

Account: 2070905

Invoice Number: 59148

Due Date: 12/1/2020

Reference Number	Description	Amount Due
484644	Data Breach/Privacy Liability	\$2,500.00
484648	School Liability	\$7,414.00
484652	Property	\$190,551.00
484640	Auto Physical Damage - Coll	\$4,003.00
484640	Auto Liability	\$16,028.00
484640	Auto Physical Damage - Comp	\$2,850.00

**TOTAL CURRENT BALANCE DUE**

**\$223,346.00**

**Remit to:**

TASB Risk Management Fund  
P.O. Box 975111  
Dallas, TX 75397-5111



# FERRIS INDEPENDENT SCHOOL DISTRICT

## MULTILINGUAL DEPARTMENT ANNUAL PROGRAM EVALUATION SUMMARY 2019-2020

### *BILINGUAL EDUCATION*

	2018-2019	2019-2020	
<b>TOTAL STUDENTS SERVED</b>	184	224	
		ALTERNATIVE BILINGUAL TEACHER**	CERTIFIED BILINGUAL TEACHER
<b>DUAL LANGUAGE PROGRAM</b>			
<b>DUAL LANGUAGE TEACHERS</b>	10	3	10
<b>DUAL LANGUAGE STUDENTS</b>	159	206	
<b>PRE-K (4 TEACHERS)</b>	58	15	55
<b>KINDERGARTEN (3 TEACHERS)</b>	47	31	16
<b>1ST GRADE (3 TEACHERS)</b>	46	0	47
<b>2ND GRADE (2 TEACHERS)</b>	N/A	0	42
<b>TRANSITIONAL EARLY EXIT PROGRAM</b>			
<b>TRANSITIONAL EARLY EXIT TEACHERS</b>	1	0	1
<b>TRANSITIONAL EARLY EXIT STUDENTS^</b>	32	18	
<b>2ND GRADE</b>	32	0	0
<b>3RD GRADE</b>	0	0	18

^ THE TRANSITIONAL EARLY EXIT PROGRAM IS BEING PHASED OUT AS THE DUAL LANGUAGE PROGRAM ADVANCES ONE GRADE LEVEL EACH YEAR. THE FISD BILINGUAL EDUCATION PROGRAM WILL BE FULLY DUAL LANGUAGE NO LATER THAN THE 2022-2023 SCHOOL YEAR.

\*\* FOR 2019-2020, TEA INTRODUCED THE "ALTERNATIVE LANGUAGE PROGRAM" CONCEPT. THIS SIMPLY MEANS THE STUDENTS ARE IN A LANGUAGE PROGRAM SUCH AS ESL OR BILINGUAL, AND THE TEACHER IS TEACHING ON A BILINGUAL EXCEPTION OR AN ESL WAIVER THAT WAS GRANTED BY TEA TO ALLOW THE TEACHER TO SERVE THE STUDENTS WHILE COMPLETING BILINGUAL OR ESL TEACHING CERTIFICATION.

**ENGLISH AS A SECOND LANGUAGE (ESL)**

	2018-2019	2019-2020	
<b>TOTAL STUDENTS SERVED</b>	<b>562</b>	<b>597</b>	
		ALTERNATIVE ESL TEACHER**	CERTIFIED ESL TEACHER
PRE-K	14	1	17
KINDERGARTEN	12	1	10
1ST GRADE	16	0	14
2ND GRADE	20	0	19
3RD GRADE	70	6	40
4TH GRADE	54	11	62
5TH GRADE	53	0	55
6TH GRADE	67	32	24
7TH GRADE	63	5	68
8TH GRADE	61	38	29
9TH GRADE	50	57	10
10TH GRADE	36	23	21
11TH GRADE	25	2	30
12TH GRADE	21	14	8

\*\* FOR 2019-2020, TEA INTRODUCED THE "ALTERNATIVE LANGUAGE PROGRAM" CONCEPT. THIS SIMPLY MEANS THE STUDENTS ARE IN A LANGUAGE PROGRAM SUCH AS ESL OR BILINGUAL, AND THE TEACHER IS TEACHING ON A BILINGUAL EXCEPTION OR AN ESL WAIVER THAT WAS GRANTED BY TEA TO ALLOW THE TEACHER TO SERVE THE STUDENTS WHILE COMPLETING BILINGUAL OR ESL TEACHING CERTIFICATION.

**RECLASSIFIED/MONITORED STUDENTS**

	2018-2019		2019-2020	
STUDENTS IN 1ST OR 2ND YEAR OF MONITORING	45		14	
	FIRST YEAR	SECOND YEAR	FIRST YEAR	SECOND YEAR
1ST GRADE	0	0	1	0
2ND GRADE	0	0	0	0
3RD GRADE	0	2	0	0
4TH GRADE	0	6	1	0
5TH GRADE	0	3	1	1
6TH GRADE	2	1	1	0
7TH GRADE	0	8	0	3
8TH GRADE	0	8	1	1
9TH GRADE	1	5	0	1
10TH GRADE	0	8	1	2
11TH GRADE	0	0	0	0
12TH GRADE	0	1	0	0

**PARENT DENIAL OF SERVICES**

	2018-2019	2019-2020
<b>TOTAL PARENT DENIALS</b>	51	53
PRE-K	10	5
KINDERGARTEN	9	7
1ST GRADE	3	9
2ND GRADE	2	3
3RD GRADE	5	3
4TH GRADE	6	4
5TH GRADE	7	6
6TH GRADE	3	7
7TH GRADE	3	3
8TH GRADE	2	3
9TH GRADE	1	2
10TH GRADE	0	1

**TOTAL ENGLISH LEARNERS IN FERRIS ISD**

	2018-2019	2019-2020
TOTAL BILINGUAL STUDENTS	184	224
TOTAL ESL STUDENTS	562	597
TOTAL PARENT DENIALS	51	53
<b>GRAND TOTAL (w/OUT MONITORED)</b>	<b>797</b>	<b>874</b>
<b>PERCENTAGE OF FISD POP.</b>	<b>29.42%</b>	<b>32.61%</b>
GRAND TOTAL (w/OUT MONITORED)	797	874
MONITORED STUDENTS	45	14
<b>GRAND TOTAL (WITH MONITORED)</b>	<b>842</b>	<b>888</b>
<b>PERCENTAGE OF FISD POP.</b>	<b>31.08%</b>	<b>33.13%</b>

## SUMMER SCHOOL PARTICIPATION

20 STUDENTS PARTICIPATED IN BE/ESL SUMMER SCHOOL (11 PK; 9 KINDERGARTEN). ALL LEP STUDENTS ENTERING KINDERGARTEN AND 1ST GRADE WERE ELIGIBLE TO ATTEND.

		DUAL LANGUAGE		ESL	
	TOTAL PARTICIPANTS	PRE-K	KINDERGARTEN	PRE-K	KINDERGARTEN
2018-2019	30	10	17	2	1
2019-2020	20	9	6	2	3

## LANGUAGES SPOKEN IN FERRIS ISD

(AS REPORTED ON STUDENTS' HOME LANGUAGE SURVEYS)

LANGUAGE	NUMBER OF STUDENTS
ENGLISH	1,435
SPANISH	1,235
ARABIC	6
VIETNAMESE	4

## STAAR PERFORMANCE OF ENGLISH LEARNERS IN FISD

(BASED ON 2018-2019 TAPR RELEASED 11-8-19)

STAAR ASSESSMENTS WERE NOT ADMINISTERED IN SPRING 2020 DUE TO COVID-19.

STAAR TEST	LEP PERFORMANCE	ALL STUDENTS PERFORMANCE	DISPARITY
ELAR	53%	64%	-11
MATH	72%	75%	-3
WRITING	44%	57%	-13
SCIENCE	66%	77%	-11
SOCIAL STUDIES	53%	76%	-23



# **Ferris Independent School District**

*"Educating students. Enriching lives."*

## **STATE COMPENSATORY EDUCATION PROGRAM 2019-2020**

Prepared by:  
Dr. Melinda Domain  
Assistant Superintendent  
October 2020

Presented to the FISD Board of  
Trustees - November 17, 2020

<b>Program Description</b>	<b>4</b>
<b>State and District Criteria for At-Risk Students</b>	<b>5</b>
<b>Purpose and Scope of the Evaluation</b>	<b>7</b>
<b>Major Evaluation Questions and Results</b>	<b>8</b>
Q1: What were the demographic characteristics of At-Risk students in Ferris ISD?	8
Methodology 1	8
Results 1	8
Overall District Enrollment	8
Table 1: Ferris ISD Student Enrollment by At-Risk Status	9
Figure 1: Ferris ISD Student Enrollment by At-Risk Status	10
At-Risk by Grade Level	11
Table 2: 2019–2020 FISD Student Enrollment by Grade and At-Risk Status	11
Figure 2: 2019–2020 FISD Student Enrollment by Grade and At-Risk Status	12
At-Risk by Gender	13
Table 3: 2019–2020 FISD Student Enrollment by Gender and At-Risk Status	13
Figure 3: 2019–2020 FISD At-Risk Student Enrollment by Gender	13
Figure 3.1 – Female Students by At-Risk Status	14
Figure 3.2 – Male Students by At-Risk Status	14
At-Risk by Ethnicity	15
Table 4: 2019–2020 FISD Student Enrollment by Ethnicity and At-Risk Status	15
Figure 4: 2019–2020 FISD At-Risk Student Enrollment by Ethnicity	16
At-Risk by Indicator	17
Table 5: 2018–2019 FISD Students Reported At-Risk by At-Risk Indicator	17
Figure 5: 2018–2019 FISD Students Reported At-Risk by At-Risk Indicator	18
Q2: What programs/services were funded by the SCE Program?	19
Methodology 2	19
District and Campus Improvement Plans	19
Supplemental Programs/Services to be Funded	19
Results 2	19
District Improvement Plan	20
Campus Improvement Plans	20
Q3: What were the budget and expenditures for the SCE Program?	22
Methodology 3	22
Accounting Codes	22
Results 3	23
2019–2020 SCE Allocation and Budget	23
Table 6: Summary of 2019–2020 SCE Funding and Budget for Ferris ISD	23

Table 7: Function Codes Used for SCE Allocations	23
2019–2020 SCE Expenditures	24
Figure 6: 2019–2020 SCE Expenditures by Major Function	24
Figure 7: 2019–2020 SCE Expenditures by Major Object	25
Table 8: SCE 2019–2020 Expenditures by Major Function and Organization	26
Table 9: SCE 2019–2020 Expenditures by Object and Organization	27
Table 10: SCE 2018–2019 Expenditures by Program Intent Code (PIC) and Organization	28
SCE Funded Campus	29
Table 11: SCE 2019–2020 Full-Time Equivalentents (FTEs)	29
Table 12: SCE 2018–2019 Filled Positions by PIC and Organization	29
Q4: What were the academic performance and high school graduation/completion rates of At-Risk students and Not At-Risk Students?	30
Methodology 4	30
Results 4	30
STAAR Passing Rates and Performance Gaps	30
Table 13: STAAR 2018–2019 Performance Gap	31
EOC Retester Performance	32
Table 14: 2019–2020 End of Course Retester Performance (December 2019)	32
High School Graduation and Completion Rates	33
Figure 8: Graduation Rates by Cohort and At-Risk Status	33
Drop-Out Rates	34
Figure 9: Dropout Rates by Cohort and At-Risk Status	34
<b>SUMMARY AND RECOMMENDATIONS</b>	<b>35</b>
Summary	35
Recommendations	35
<b>Appendices</b>	<b>37</b>
Appendix A: Ferris ISD Board Policies Governing State Compensatory Education	38
Appendix B: TEC § 42.152 State Compensatory Education Allotment	39

## NOTE:

Due to the global COVID-19 pandemic and the resultant declared state of disaster in Texas, state assessments (STAAR and EOC) were not administered in Spring 2020 as they would have been under normal circumstances. Therefore, all state testing data in this evaluation is based on STAAR/EOC results from Spring 2019 and December 2019 retests.

# STATE COMPENSATORY EDUCATION PROGRAM

## 2019–2020

Compensatory education is defined in law as programs and/or services to supplement the regular education program for students identified as at-risk of dropping out of school (At-Risk) and those who are Economically Disadvantaged. The purpose of the State Compensatory Education (SCE) program is to increase academic achievement and reduce the dropout rate of At-Risk and Economically Disadvantaged students. The district has policies and procedures in place for the identification and reporting of At-Risk and Economically Disadvantaged students.

For school year 2019–2020:

- A total of 1,884 students in grades Pre Kindergarten to 12 met state At-Risk criteria, which was 70.3% percent of the district’s total enrollment.
- The district received an SCE program allotment of \$3,242,508 from the state, which was a significant increase from the 2018–2019 allotment of \$2,696,681, due in part to changes in the way the state calculates SCE funding, brought about by HB3. The minimum direct cost requirement of 55% from the allotment equated to \$1,783,379 that the district was required to spend directly on supplementary compensatory education programs. The district budgeted \$2,215,030 in direct costs to support programs/services for At- Risk and Economically Disadvantaged students. Actual expenditures totaled \$1,505,263.22.
- The District Improvement Plan for 2019–2020 contained a district-level needs assessment and action plan. The plan contained statements specifically related to At-Risk students; it serves as the underlying framework for all Campus Improvement Plans.
- Most SCE funds were expended on Instruction and Payroll Costs. The district funded 28 Full-Time Equivalent (FTE) positions with SCE funds. Most FTEs were intervention teachers at elementary and secondary campuses as well as DAEP/Legacy staff.
- Due to the global COVID-19 pandemic and the resultant declared state of disaster in Texas, state assessments (STAAR and EOC) were not administered in Spring 2020 as they would have been under normal circumstances. All state testing data in this evaluation is based on STAAR/EOC results from

Spring 2019. At-Risk students had lower passing rates on STAAR and EOC tests than those who were not At-Risk at the Approaches, Meets, and Masters scoring levels across all grades and subject areas. Performance gaps between At-Risk and not At-Risk students widened in approximately 55% of all tests across all grades and subject areas and narrowed in 45%. In grades 3-8, performance gaps between At-Risk and not At-Risk students widened in 49% of tests and narrowed in 51%. In grades 9-12, the gap widened in 33% of tests and narrowed in 67%.

- Over 50% of students who were eligible to take EOC retests chose to do so (Table 13), which is a significant increase over December 2018, thanks to efforts of the staff at Ferris High School to reach out to eligible students. Of those students who did retest, those who took the Algebra I assessment were most successful, with 45% of retesters scoring at the Approaches level or higher on the retest.
- The overall graduation rate for Ferris ISD has been over 95% for the last four years. The graduation rate for At-Risk students has been historically lower than that for All Students, until 2018, when the At-Risk graduation rate actually exceeded the overall graduation rate, reaching a five-year high of 98.2%. The trend of At-Risk graduation rates exceeding All Students' graduation rates continued in 2019, with All Students' graduation rate coming in at 94.6%, while At-Risk graduation rate was 96.00%.

## Program Description

The purpose of the State Compensatory Education (SCE) program is to supplement the regular education program with compensatory, intensive, and/or accelerated instruction for students identified as being at-risk of dropping out of school (At-Risk). During the 86th Legislature, House Bill 3 expanded SCE programs to include the provision of services for those students who are identified as Economically Disadvantaged in addition to those identified as At-Risk. The program is designed to reduce or eliminate disparities between At-Risk & Economically Disadvantaged students and all other students in (a) performance on assessment instruments administered under Subchapter B, Chapter 39 of the Texas Education Code (1995, amended 2013) and (b) rates of high school completion.

For the 2019-2020 school year, funds allocated under SCE were used for programs and services that are supplemental to the regular education program and offer academic support to students who meet At-Risk eligibility criteria established by

the state, as defined in Texas Education Code (TEC) §29.081, as well as those who were identified as Economically Disadvantaged. School districts must provide accelerated instruction to each student in any subject in which the student failed to perform satisfactorily on an end-of-course (EOC) assessment required for graduation. In order for SCE funds to be allocated to a campus, the services provided to students must be described in the district and/or campus improvement plan. A district's SCE allotment may be used for costs such as program and student evaluation; instructional materials, equipment, and other supplies required for quality instruction; supplemental staff expenses, salaries for teachers of At-Risk students; reduced class size and individualized instruction.

Funding allocated for compensatory education is based on the number of educationally/economically disadvantaged students in a district. Funding is awarded via a tiered allocation system based on the home addresses of educationally/economically disadvantaged students and the federal census block system. Students who meet any of the At-Risk criteria and/or who are identified as educationally/economically disadvantaged are to be reported through the Texas Student Data System (TSDS/PEIMS) in the fall of each school year. HB3 requires that districts also report a census block group number for each economically disadvantaged student. Census block group numbers are determined by the U.S. Census Bureau.

## **State and District Criteria for At-Risk Students**

According to state criteria for the 2019–2020 school year, “Students at risk of dropping out of school” includes each student who is under 26 years of age and who:

1. was not advanced from one grade level to the next for one or more school years (Retained);
2. if the student is in grade 7, 8, 9, 10, 11, or 12, did not maintain an average equivalent to 70 on a scale of 100 in two or more subjects in the foundation curriculum during a semester in the preceding or current school year or is not maintaining such an average in two or more subjects in the foundation curriculum in the current semester (Grade Average);
3. did not perform satisfactorily on an assessment instrument administered to the student under Subchapter B, Chapter 39, and who has not in the previous or current school year subsequently performed on that instrument or another appropriate instrument at a level equal to at least 110 percent of the level of satisfactory performance on that instrument (Assessment Instrument);

4. if the student is in prekindergarten, kindergarten, or grade 1, 2, or 3, did not perform satisfactorily on a readiness test or assessment instrument administered during the current school year (Readiness Test);
5. is pregnant or is a parent (Pregnant/Parent);
6. has been placed in an alternative education program in accordance with Section 37.006 during the preceding or current school year (Alt Ed Program);
7. has been expelled in accordance with Section 37.007 during the preceding or current school year (Expelled);
8. is currently on parole, probation, deferred prosecution, or other conditional release (Conditional Release);
9. was previously reported through the Public Education Information Management System (PEIMS) to have dropped out of school (Dropout);
10. is a student of limited English proficiency, as defined by Section 29.052 (Limited English Proficiency);
11. is in the custody or care of the Department of Family and Protective Services or has, during the current school year, been referred to the department by a school official, officer of the juvenile court, or law enforcement official (Dept. of Protective Services);
12. is homeless, as defined by 42 U.S.C. Section 11302, and its subsequent amendments (Homeless);
13. resided in the preceding school year or resides in the current school year in a residential placement facility in the district, including a detention facility, substance abuse treatment facility, emergency shelter, psychiatric hospital, halfway house, cottage home operation, specialized child-care home, or general residential operation (Residential Placement); or
14. has been incarcerated or has a parent or guardian who has been incarcerated, within the lifetime of the student, in a penal institution as defined by Section 1.07, Penal Code (Incarcerated).

During the 86th Legislature, Senate Bill 1746 added the 14th At-Risk criteria, which became effective in the 2019–2020 school year. Currently, the district is collecting this data from families on a voluntary basis. As staff members learn of a student or student's parent being or having been incarcerated, they notify the campus administration and/or counselor, who ensures that the student's At-Risk coding is updated accordingly.

Districts receiving SCE funds are required to have policies and procedures in place for the identification and reporting of At-Risk students. Ferris ISD's policies can be found in EHBC(LEGAL) and EHBC(LOCAL). A complete list of Ferris ISD policies relating to SCE can be found in Appendix B of this report.

## Purpose and Scope of the Evaluation

The purpose of the evaluation was to comply with the TEC §29.081 evaluation requirement that shows the effectiveness of the SCE program in reducing any disparity in:

1. Performance on assessment instruments between students at risk of dropping out of school and all other district students, and
2. High School completion rates between students at risk of dropping out of school and all other district students.

The scope of this evaluation report includes the program context, implementation, and results of the SCE Program for 2019–2020. It examines and summarizes how the SCE direct costs funds were used for the supplemental services and programs, as described in the district and campus improvement plans. The report does not address the expenditure of indirect cost SCE allocations, which are designed to defray administrative costs associated with the program and may be used for “any lawful purpose.” The report also describes the characteristics of the At-Risk student population, and examines their STAAR performance, graduation rate, and dropout rate compared to those of their Not-At-Risk peers.

# Major Evaluation Questions and Results

*Q1: What were the demographic characteristics of At-Risk students in Ferris ISD?*

## Methodology 1

Student data were obtained from the district's 2019–2020 PEIMS Fall snapshot submission. Additional data were obtained from the Skyward student information system.

## Results 1

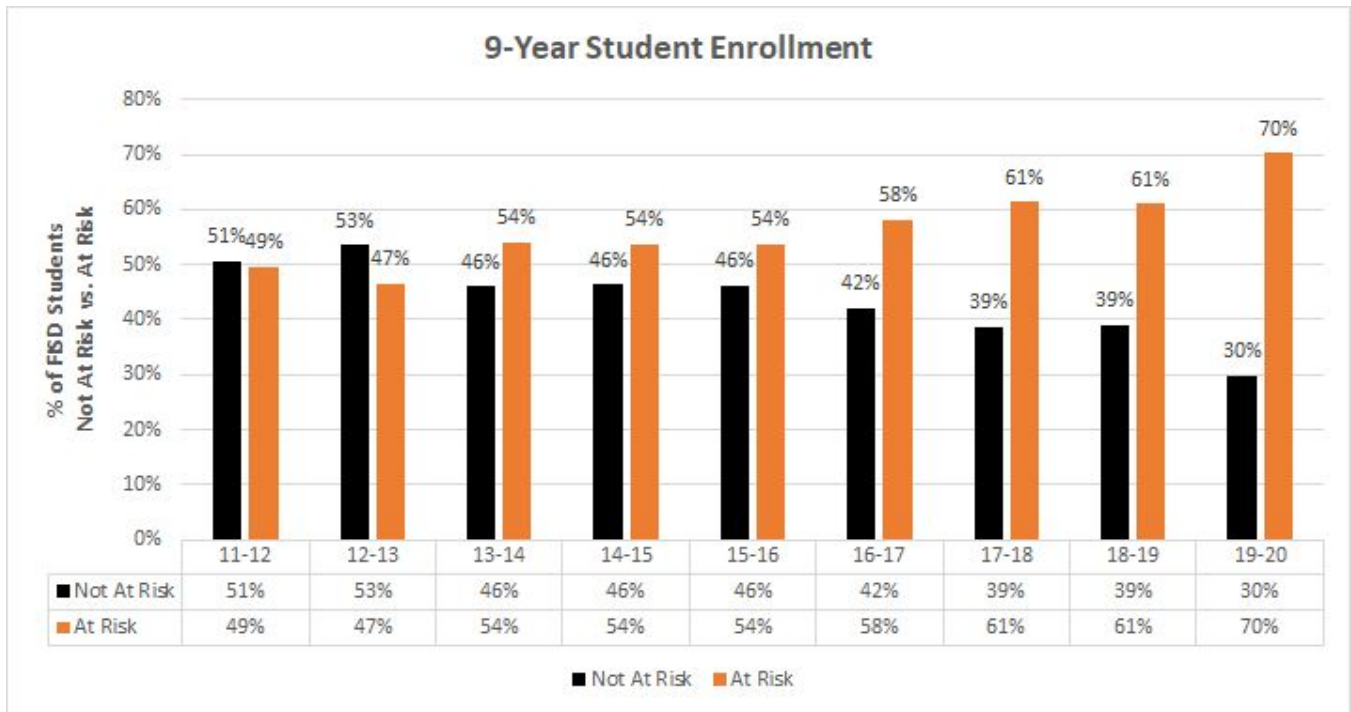
### Overall District Enrollment

In the 2019–2020 school year, **a total of 1,884 Ferris ISD students were identified as At-Risk** by the district's 2019–2020 PEIMS Fall snapshot submission, representing **approximately 70%** of the district's PK-12 enrollment (N = 2,680). As shown in Table 1 and Figure 1 below, the district's At-Risk population has steadily increased from 49% in 2011–2012 to 70% in 2019–2020.

Table 1: Ferris ISD Student Enrollment by At-Risk Status

		# of Students At-Risk	
11-12	1,238	1,213	2,451
	51%	49%	
12-13	1,288	1,120	2,408
	53%	47%	
13-14	1,138	1,335	2,473
	46%	54%	
14-15	1,137	1,317	2,454
	46%	54%	
15-16	1,155	1,342	2,497
	46%	54%	
16-17	1,083	1,497	2,580
	42%	58%	
17-18	1,046	1,662	2,708
	39%	61%	
18-19	1,055	1,654	2,709
	39%	61%	
19-20	796	1,884	2,680
	30%	70%	

Figure 1: Ferris ISD Student Enrollment by At-Risk Status



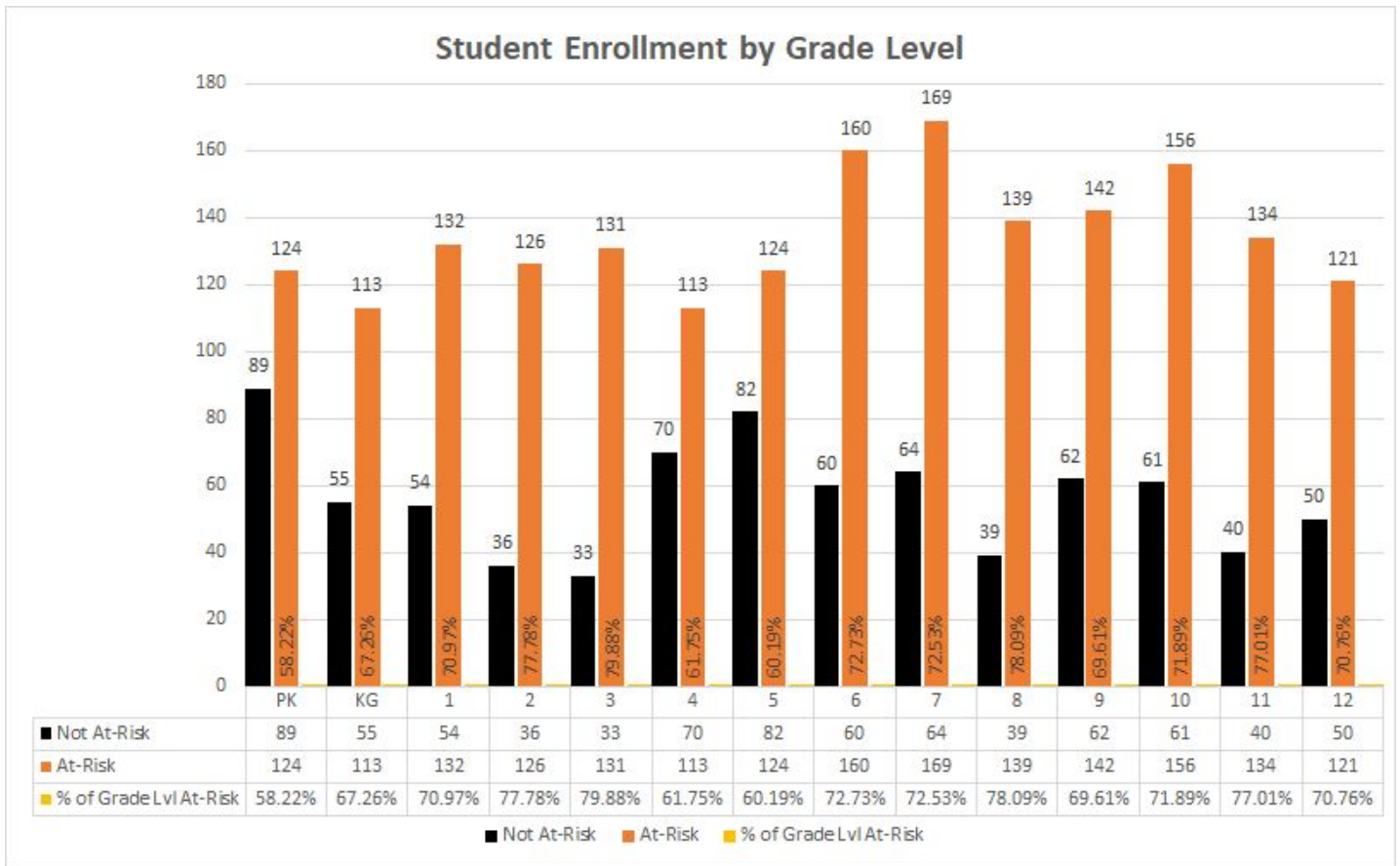
## At-Risk by Grade Level

Table 2 and Figure 2 display student demographic data by grade level. **Seventh grade included the greatest number of At-Risk students (N=169), accounting for 8.97% of all FISD At-Risk students.** (Seventh grade was the largest class in 2019-2020, with 233 students.) **Third grade had the highest percentage of At-Risk students, with 79.88%** of 3rd grade students meeting at least one At-Risk criteria.

Table 2: 2019-2020 FISD Student Enrollment by Grade and At-Risk Status

<b>Grade Level</b>	<b>District Enrollment</b>	<b>Not At-Risk</b>	<b>At-Risk</b>	<b>% of Grade Level At-Risk</b>	<b>% of FISD At-Risk in this Grade Level</b>
EE	1	1	0	0%	0%
PK	213	89	124	58.22%	6.58%
KG	168	55	113	67.26%	5.99%
1	186	54	132	70.97%	7.00%
2	162	36	126	77.78%	6.69%
3	164	33	131	79.88%	6.95%
4	183	70	113	61.75%	5.99%
5	206	82	124	60.19%	6.58%
6	220	60	160	72.73%	8.49%
7	233	64	169	72.53%	8.97%
8	178	39	139	78.09%	7.38%
9	204	62	142	69.61%	7.54%
10	217	61	156	71.89%	8.28%
11	174	40	134	77.01%	7.11%
12	171	50	121	70.76%	6.42%
<b>TOTALS</b>	<b>2680</b>	<b>796</b>	<b>1884</b>	<b>70.30%</b>	

Figure 2: 2019–2020 FISD Student Enrollment by Grade and At-Risk Status



At-Risk by Gender

Table 3 and Figures 3, 3.1, and 3.2 display student demographic data by gender. Males made up a slightly larger percentage of the At-Risk population at 51.5% (N=970), while females made up the remaining 48.5% (N=914). This differs from the overall population, in which females had the slight majority at 50.6% (N=1,355), while males made up the remaining 49.4% (N=1,325).

The majority of both genders was overwhelmingly At-Risk, with 67.% of females and 73.2% of males meeting at least one At-Risk criteria.

Table 3: 2019-2020 FISD Student Enrollment by Gender and At-Risk Status

Gender	Enrollment %	District Enrollment	Not At-Risk	At-Risk	% of Gender At-Risk*	% of FISD At-Risk per Gender <sup>+</sup>
Female	50.6%	1,355	441	914	67.5%	48.5%
Male	49.4%	1,325	355	970	73.2%	51.5%
<b>Totals</b>	<b>100%</b>	<b>2,680</b>	<b>796</b>	<b>1,884</b>		<b>100%</b>

\*Percent of Gender At-Risk =  $\frac{\# \text{ At-Risk Students of One Gender}}{\# \text{ Enrolled Students of One Gender}}$

<sup>+</sup>Percent of FISD At-Risk per Gender =  $\frac{\# \text{ At-Risk Students of One Gender}}{\text{Total } \# \text{ At-Risk Students Enrolled}}$

Figure 3: 2019-2020 FISD At-Risk Student Enrollment by Gender

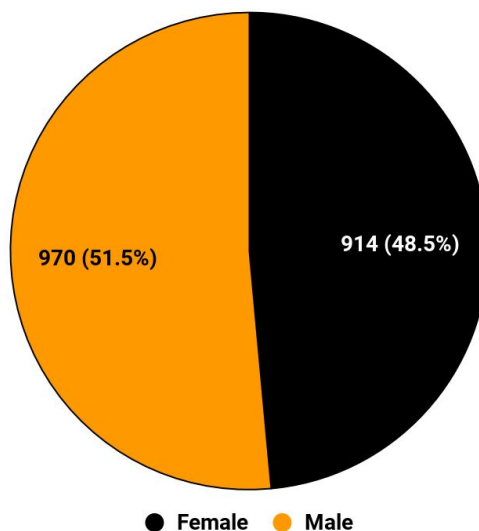


Figure 3.1 – Female Students by At-Risk Status

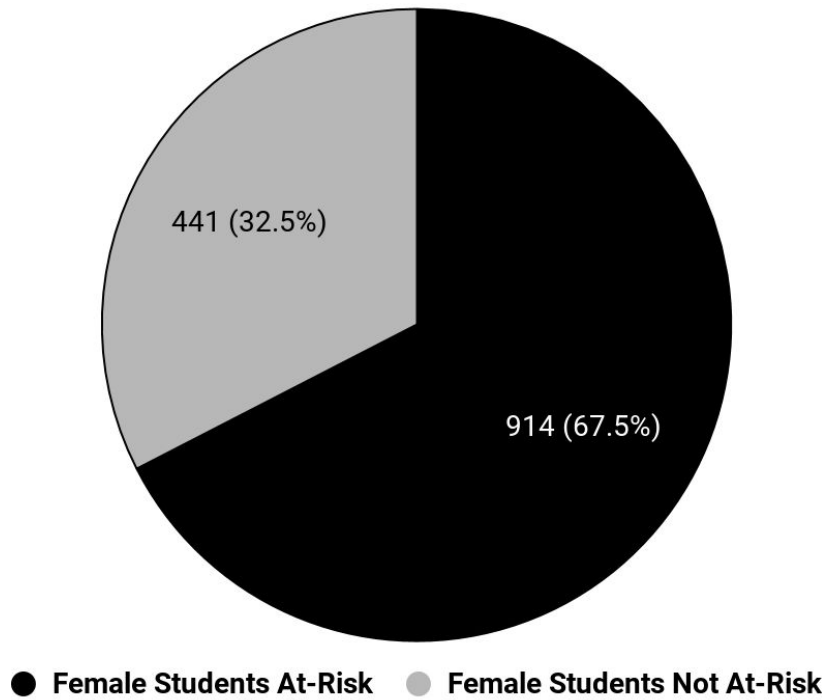
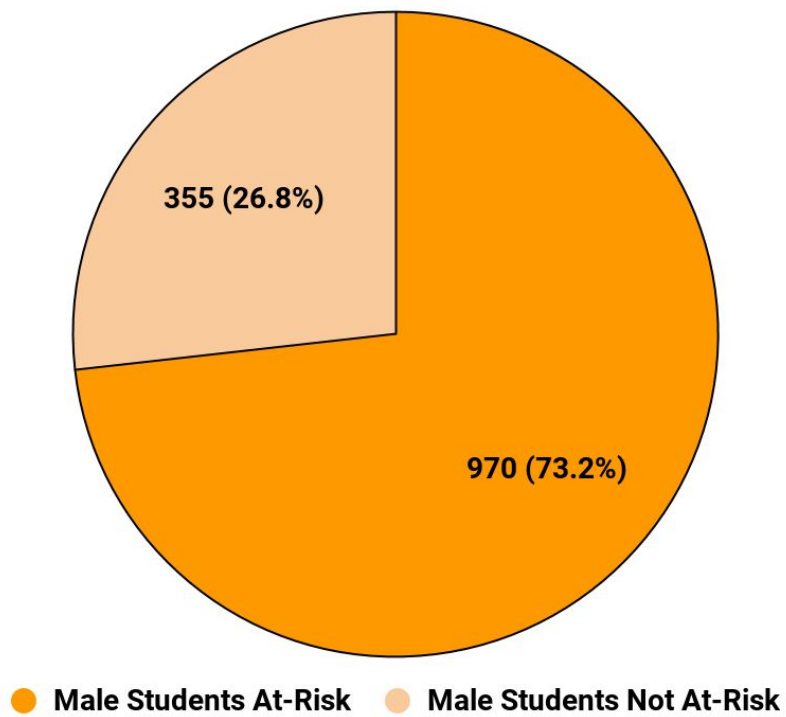


Figure 3.2 – Male Students by At-Risk Status



## At-Risk by Ethnicity

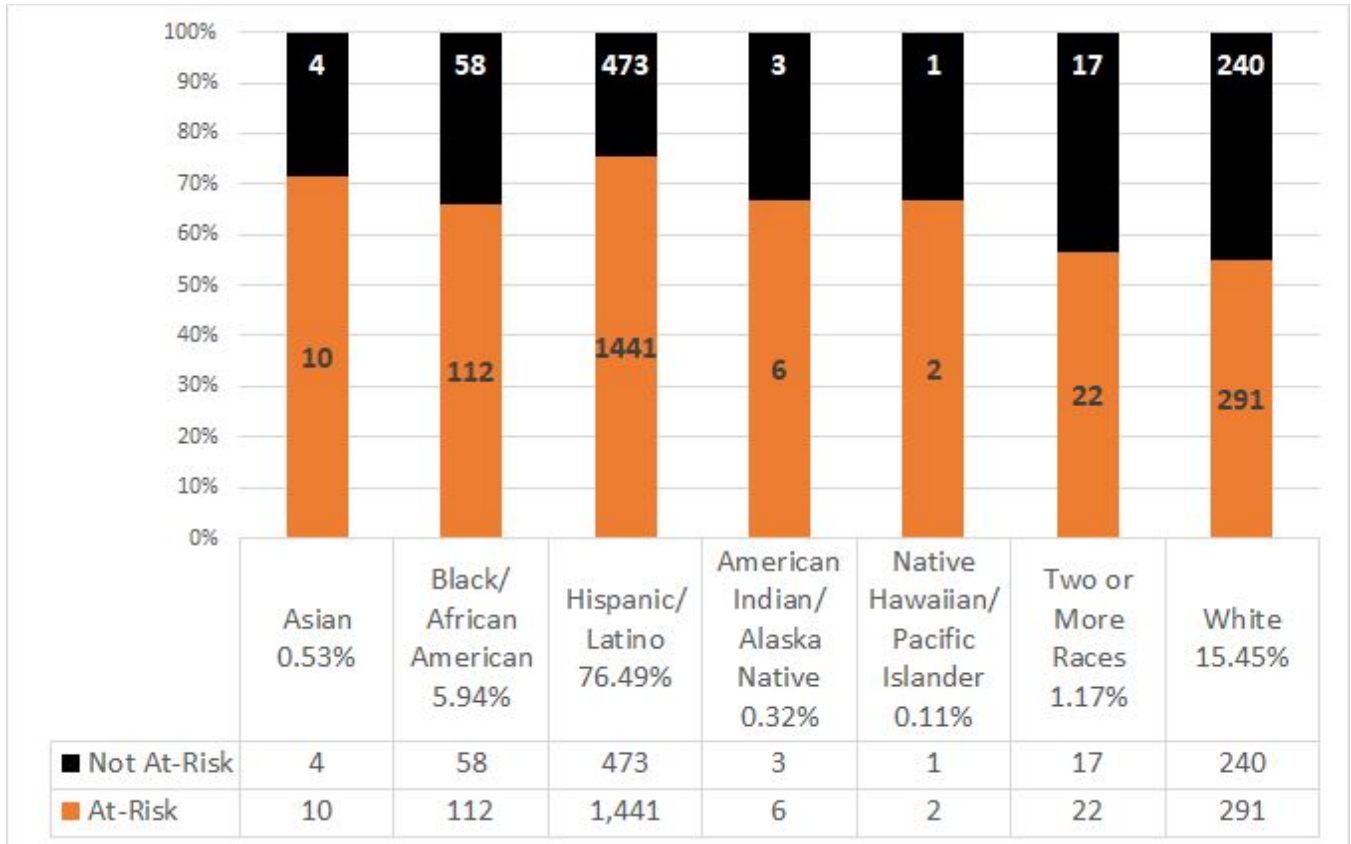
Table 4 and Figure 4 display student demographic data by ethnicity. The majority of At-Risk students were of Hispanic/Latino ethnicity (N=1,441; 76.49% of At-Risk students), with White students being the next largest group (N=291; 15.45% of At-Risk students). The Hispanic ethnic group was also the group with the largest percentage of At-Risk students per ethnicity, with 75.29% of all Hispanic students meeting at least one At-Risk criteria.

Table 4: 2019-2020 FISD Student Enrollment by Ethnicity and At-Risk Status

Ethnicity	Ethnicity's % of FISD Enrollment	Ethnicity's District Enrollment	# Students Not At-Risk	# Students At-Risk	% of Ethnicity At-Risk	Ethnicity's % of Total At-Risk
Asian	0.52%	14	4	10	71.43%	0.53%
Black/ African American	6.34%	170	58	112	65.88%	5.94%
Hispanic/ Latino	71.42%	1914	473	1,441	75.29%	76.49%
Am. Indian/ Alaska Native	0.34%	9	3	6	66.67%	0.32%
Native Haw./ Pac. Islander	0.11%	3	1	2	66.67%	0.11%
Two or More Races	1.46%	39	17	22	56.41%	1.17%
White	19.81%	531	240	291	54.80%	15.45%
<b>TOTALS</b>		2680	796	1884	70.30%	100%

Figure 4: 2019–2020 FISD At-Risk Student Enrollment by Ethnicity

\*% shown for each ethnicity indicates the percentage of FISD’s At-Risk population represented by students from that ethnic group.



## At-Risk by Indicator

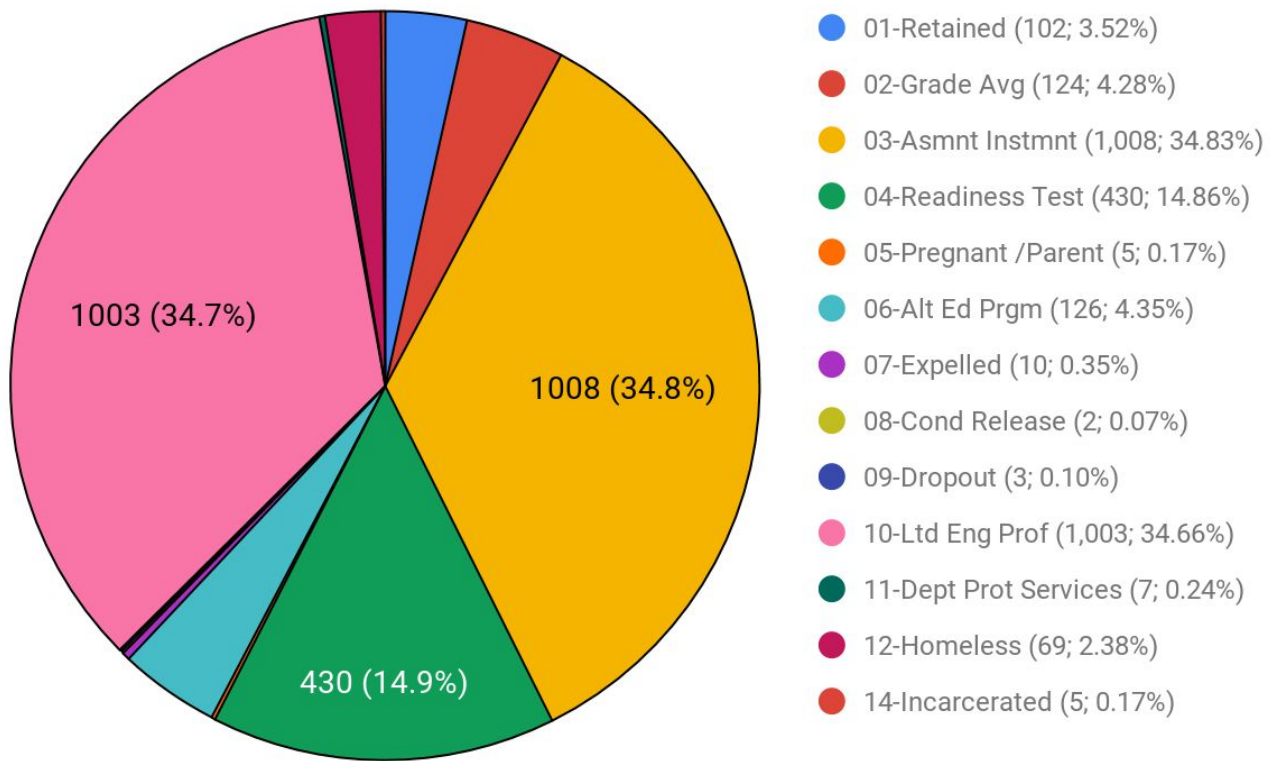
Table 5 and Figure 5 illustrate student data by At-Risk Indicator. It is important to note that the data do not represent unduplicated counts, as some students met more than one of the At-Risk criteria.

The most commonly met At-Risk indicators for Ferris ISD students in 2019–2020 were Indicator 3 – prior failure of state assessment (STAAR, EOC), with 1,008 students meeting this criterion (34.83% of met indicators), and Indicator 10 – Limited English Proficiency, with 1,003 students meeting this criterion (34.66% of met indicators).

Table 5: 2018–2019 FISD Students Reported At-Risk by At-Risk Indicator

<b>At-Risk Indicator</b>	<b># of Students Meeting Indicator</b>	<b>% of All Indicators Met</b>
01-Retained	102	3.52%
02-Grade Average	124	4.28%
<b>03-Assessment Instrument</b>	<b>1,008</b>	<b>34.83%</b>
04-Readiness Test	430	14.86%
05-Pregnant/Parent	5	0.17%
06-Alternative Education Prog.	126	4.35%
07-Expelled	10	0.35%
08-Conditional Release	2	0.07%
09-Dropout	3	0.10%
<b>10-Limited English Proficiency</b>	<b>1,003</b>	<b>34.66%</b>
11-Dept. of Protective Services	7	0.24%
12-Homeless	69	2.38%
13-Residential Placement	0	0.00%
14-Incarcerated	5	0.17%
<b>Indicators Met</b>	<b>2,894</b>	<b>100.00%</b>

Figure 5: 2018-2019 FISD Students Reported At-Risk by At-Risk Indicator



*Q2: What programs/services were funded by the SCE Program?*

## Methodology 2

The District/Campus Improvement Plans were reviewed to identify particular programs/services funded by SCE.

### District and Campus Improvement Plans

The District and Campus Improvement Plans (DIP/CIPs) are the primary records supporting expenditures attributed to the SCE program, as required by state law. The program/services must be described in the DIP if the program is implemented districtwide, or in the CIPs if implemented at the campus level. Based on TEA's guidelines, the district/campus improvement plan must include the following:

- Comprehensive needs assessment—conducted to identify strengths and weaknesses of existing programs, practices, procedures, and activities, and ensures use of resources is planned, supplemental, and cost effective
- Total amount of SCE funds allocated for resources and staff
- Identified strategies—specific strategies aligned with the comprehensive needs assessment
- Supplemental Full-time Equivalent (FTEs) for SCE
- Measurable performance objectives based on needs assessment data
- Timelines for monitoring strategies and reaching goals
- Formative evaluation and summative evaluation criteria

### Supplemental Programs/Services to be Funded

According to district procedures EHBC (LOCAL), SCE funds are to be allocated based on At-Risk student needs; the funds cannot be used to pay for services and materials that students must have as part of their basic educational program.

Examples of supplemental programs or services include but are not limited to:

- Tutorials;
- Class size reduction (not to meet state or federal mandated rules);
- Computer-assisted instruction;
- Specialized staff development related to At-Risk students;
- Special reading and mathematics programs;
- STAAR/EOC remediation;
- Individualized instruction;
- Accelerated instruction; and
- Extended day, week, or year instructional services.

## Results 2

### District Improvement Plan

The 2019–2020 District Improvement Plan (DIP) was reviewed for the required SCE components. The plan includes provisions to continue providing an alternate route to graduation for at-risk students via the Fisd Legacy Program and includes a budget for Legacy staff compensation and salaries. All SCE required components were present in the 2019–2020 DIP.

The 2019–2020 district plan contains a needs assessment and outlines key actions for both district and campuses. Summarizing the needs assessment, the plan states that the district’s current use of the TRS Curriculum Framework may not be meeting the needs of the district’s struggling students. Further, the plan indicated that the higher than desired teacher turnover rate may have contributed to a lack of teacher proficiency in using the framework, which would in turn result in lower student achievement and thereby an increased number of At-Risk students in the district.

The district plan contains relatively broad statements regarding strategies and activities targeting At-Risk students, with detailed plans to be developed at the campus level. The district-wide program described is to:

1. Provide a “year-long, district-wide professional development program aimed at effective instruction of English Learners;” (HEAT Wave cohort program)
2. “Participate in the year-long Data 2 Intervention process facilitated by Region 10 ESC, which is aimed at utilizing disaggregated student data to inform current and future instruction that results in positive outcomes related to student progress and achievement on STAAR/EOC;”
3. Provide “a full-time counselor... at the DAEP/Legacy campus to assist with supporting these students’ social, emotional, and psychological needs;”
4. “Add full-time counseling clerks at FHS and FJH to relieve counselors of some non-counseling duties so that they have more time to provide SEL and attend to students’ social, emotional, and psychological needs as well as monitor graduation progress at the high school;” and
5. “Continue to provide an alternate route to graduation for at-risk students via the Legacy Program.”

### Campus Improvement Plans

To assist campuses in developing their CIPs, the district provides resources (templates and training associated with the Plan4Learning program) that campuses can use to systematically identify goals, strategies, and actions for improving student performance. A review of the documents found that the SCE components were referenced.

The five CIPs showed that all schools conducted a needs assessment as required, aligned with the District needs assessment, and set achievement targets aligned with the needs assessment. All needs assessments included analysis of STAAR/EOC passing rates.

Key actions directly addressed STAAR/EOC performance. Plans provided specific sub-actions directed towards improving the academic performance of At-Risk students or subgroups. The most frequent programs and services identified at the campus level for At-Risk students were tutoring, including after-school and during the school day; intervention options; and programs offered through school computer labs. Other strategies and actions mentioned for assisting At-Risk students were small group instruction in the regular classroom, instructional aides to assist with after-school tutoring; and Multi-Tiered Systems of Support (MTSS) in providing rapid, individualized instructional interventions.

The plans contained some accounting of the use of SCE funds at the campus level with the fund specified and dollar amounts estimated for expenditures.

*Q3: What were the budget and expenditures for the SCE Program?*

## Methodology 3

Budget and expenditures information was provided by the district's Business Office. Results are presented in tabular, graphic, and narrative form.

### Accounting Codes

The district accounting system is organized and operated on a fund basis; the majority of compensatory education program expenditures are accounted for in the General Fund (Fund Code 199). Expenditures are further specified using the following accounting code structure presented in the Account Code section of the TEA Resource Guide:

- **Function Codes:** Are used to identify the purpose of the transaction.
- **Object Codes:** Are used to identify the nature and object of an account, a transaction or a source.
- **Program Intent Codes:** Are used to designate the intent of a program provided to students.

Program Intent Codes (PICs) identify costs directed toward a particular need of a specific set of students. For SCE, Program Intent Codes 24—State Compensatory Education, 28 - DAEP, and 30 - Title I SCE are used.

All costs recorded under these PICs must be supplemental to the regular education program and aligned with district and campus improvement plans. Use of these PICs implies that the district is in compliance with the appropriation of SCE funds to supplement programs that provide services for At-Risk and Economically Disadvantaged students.

## Results 3

### 2019–2020 SCE Allocation and Budget

The 2019–2020 SCE allocation for Ferris ISD was \$3,242,508. The direct cost requirement of 55% meant that at least \$1,783,379 must be spent on the district’s identified At-Risk and Economically Disadvantaged students. The district budgeted \$2,215,030 in direct costs to support programs/services for At-Risk students, which surpassed the 55% requirement.

Table 6: Summary of 2019–2020 SCE Funding and Budget for Ferris ISD

Description	Amount
2019–2020 SCE Allocation Amount (FISD Received)	\$3,242,508
Required Direct Cost (At least 55% of the received amount)	\$1,783,379
PIC 24 (State Compensatory Education)	\$1,385,131
PIC 28 (DAEP)	\$ 283,274
PIC 30 (Title I State Compensatory Education)	\$ 546,625
Total SCE Direct Cost Budget	\$2,215,030

Table 7: Function Codes Used for SCE Allocations

Function	Source
<b>10 INSTRUCTION and INSTRUCTION-RELATED</b>	
11 Instruction	Campuses
13 Curriculum Development & Instructional Staff Development	District & Campuses
<b>20 INSTRUCTIONAL and SCHOOL LEADERSHIP</b>	
21 Instructional Leadership	District
23 School Leadership	Campuses
<b>30 SUPPORT SERVICES - STUDENT</b>	
31 Guidance Counseling & Evaluation Service	District & Campuses
<b>60 ANCILLARY SERVICES</b>	
61 Community Services	District

## 2019-2020 SCE Expenditures

Figures 6 and 7 show the expenditures by Major Function and Object. The major expenditures were in Function 11 - Instruction & Instruction Related Services (\$ 1,123,712.99 or 74.3%) and Object 6100 - Payroll Costs (\$1,203,794.05 or 80.0%).

Figure 6: 2019-2020 SCE Expenditures by Major Function

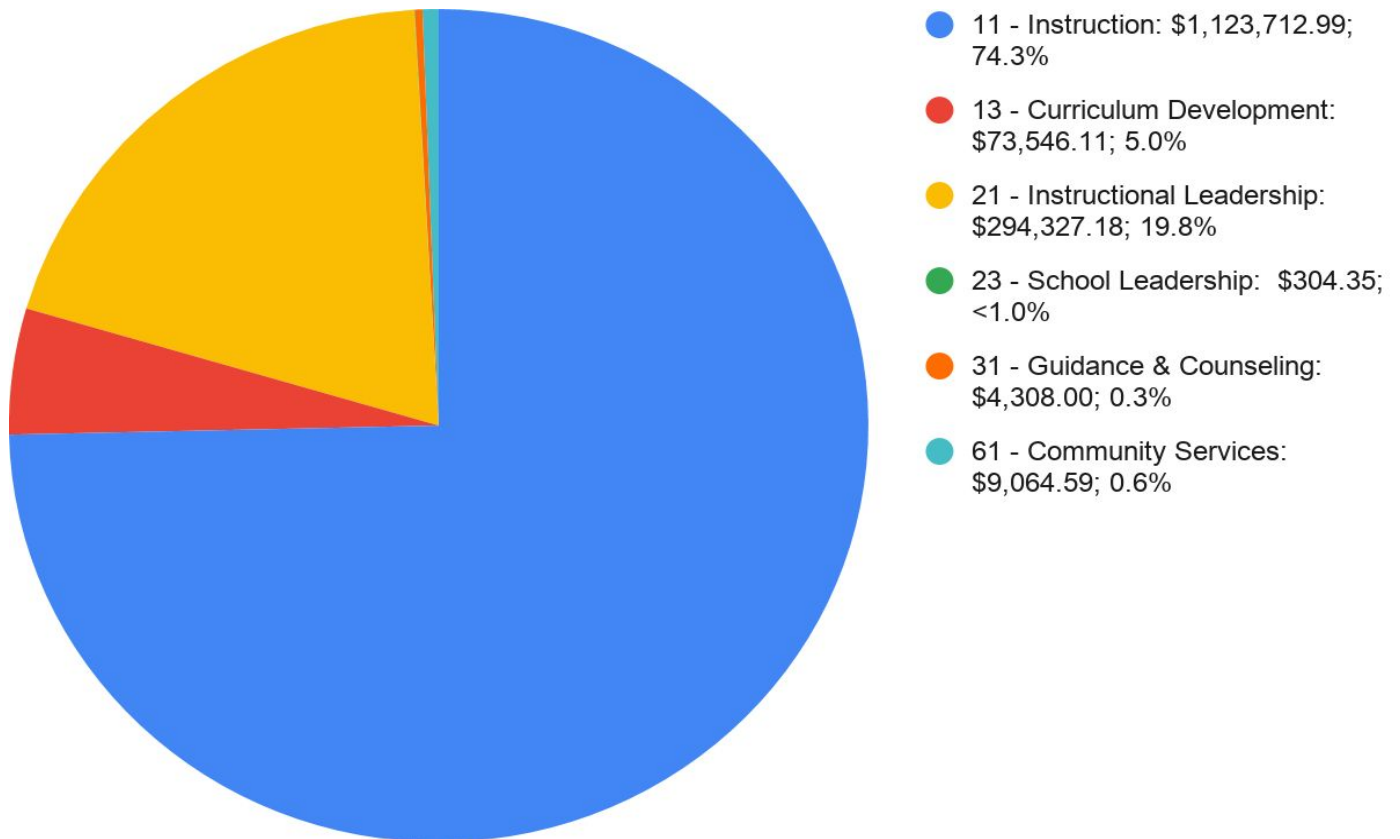
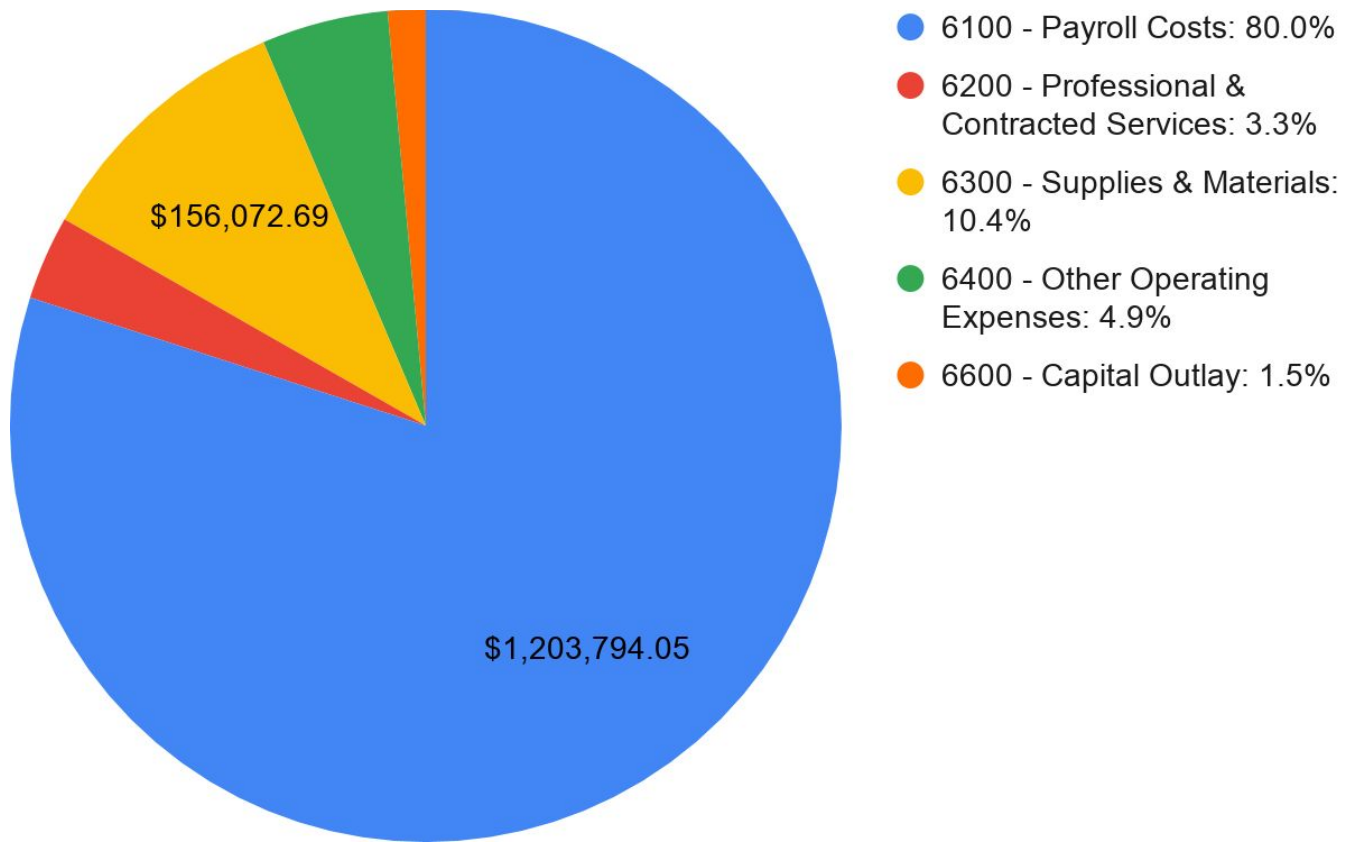


Figure 7: 2019-2020 SCE Expenditures by Major Object



Tables 8 through 10 show the expenditures further by organization. The major expenditures were Instruction & Instruction Related Services (Function Code 11), and Payroll Costs (Object Code 6100). By Program Intent Code, Accelerated Education (PIC 24) accounts for the majority of expenditures.

Table 8: SCE 2019-2020 Expenditures by Major Function and Organization

Major Function	Campus	Amount
<b>11 - Instruction &amp; Instruction-Related Services</b> <b>District Total - \$1,123,712.99</b>	Ferris High School	\$217,081.52
	Ferris Junior High	\$172,022.90
	Ferris Intermediate	\$315,078.03
	McDonald Elementary	\$244,061.84
	Ingram Elementary	\$175,468.70
<b>13 - Curriculum Development &amp; Inst. Staff Dev.</b> <b>District Total - \$73,546.11</b>	Ferris High School	\$534.38
	Ferris Junior High	\$534.38
	Ferris Intermediate	\$6,334.36
	McDonald Elementary	\$3,034.38
	Ingram Elementary	\$2,500.00
	District	\$60,608.61
<b>21 - Instructional Leadership</b> <b>District Total - \$294,327.18</b>	District	\$294,327.18
<b>23 - School Leadership</b> <b>District Total - \$304.35</b>	Ferris High School	\$304.35
<b>31 - Guidance &amp; Counseling Services</b> <b>District Total - \$4,308.00</b>	Ferris Intermediate	\$410.00
	McDonald Elementary	\$1,949.00
	Ingram Elementary	\$1,949.00
<b>61 - Community Services</b> <b>District Total - \$9,064.59</b>	District	\$9,064.59

Table 9: SCE 2019-2020 Expenditures by Object and Organization

<b>Major Object</b>	<b>Campus</b>	<b>Amount</b>
<b>6100 - Payroll Costs</b> <b>District Total - \$1,214,076.02</b>	District	\$333,245.76
	Ferris High School	\$185,644.19
	Ferris Junior High	\$149,250.49
	Ferris Intermediate	\$246,693.36
	McDonald Elementary	\$154,760.28
	Ingram Elementary	\$144,481.94
<b>6200 - Contracted Services</b> <b>District Total - \$49,282.52</b>	District	\$11,069.25
	Ferris High School	\$14,653.27
	Ferris Junior High	\$2,500.00
	Ferris Intermediate	\$10,333.33
	McDonald Elementary	\$7,033.34
	Ingram Elementary	\$3,693.33
<b>6300 - Supplies &amp; Materials</b> <b>District Total - \$98,839.41</b>	District	\$20,372.00
	Ferris High School	\$17,088.41
	Ferris Junior High	\$19,922.41
	Ferris Intermediate	\$6,921.90
	McDonald Elementary	\$22,391.35
	Ingram Elementary	\$12,143.34
<b>6400 - Other Operating Costs</b> <b>District Total \$14,987.77</b>	District	\$9,064.59
	Ferris High School	\$534.38
	Ferris Junior High	\$884.38
	Ferris Intermediate	\$2,355.27
	McDonald Elementary	\$753.38
	Ingram Elementary	\$1,395.77
<b>6600 - Capital Outlay</b> <b>District Total - \$22,076.00</b>	Ferris Intermediate	\$22,076.00

Table 10: SCE 2018-2019 Expenditures by Program Intent Code (PIC) and Organization

<b>Program Intent Code (PIC)</b>	<b>Campus</b>	<b>Amount</b>
<b>24 - SCE/Accelerated Education</b>  <b>District Total - \$820,305.65</b>	District	\$145,512.81
	Ferris High School	\$161,676.61
	Ferris Junior High	\$115,696.14
	Ferris Intermediate	\$162,288.61
	McDonald Elementary	\$116,974.25
	Ingram Elementary	\$118,157.23
<b>28 - DAEP</b>  <b>District Total - \$351,223.67</b>	District	\$212,814.77
	Ferris High School	\$54,823.81
	Ferris Junior High	\$52,903.39
	Ferris Intermediate	\$30,681.70
	McDonald Elementary	\$0.00
	Ingram Elementary	\$0.00
<b>30 - SCE/Title I</b>  <b>District Total - \$227,732.40</b>	District	\$15,424.02
	Ferris High School	\$1,419.83
	Ferris Junior High	\$3,957.75
	Ferris Intermediate	\$95,409.55
	McDonald Elementary	\$67,964.10
	Ingram Elementary	\$43,557.15

## SCE Funded Campus

As shown in Table 11, for 2019–2020 the district funded a total of 28 Full-Time Equivalents (FTEs) with SCE funds. Table 12 displays campus positions by Program Intent Code (PIC).

Table 11: SCE 2019–2020 Full-Time Equivalents (FTEs)

<b>Organization</b>	<b>FTEs Funded</b>
<b>District Total</b>	<b>28</b>
District/DAEP/Legacy	4
Ferris High School	7
Ferris Junior High	5
Ferris Intermediate	6
McDonald Elementary	3
Ingram Elementary	3

Table 12: SCE 2018–2019 Filled Positions by PIC and Organization

<b>Program Intent Code</b>	<b>Organization</b>	<b>FTEs Funded</b>
<b>24 - SCE/Accelerated Education</b> <b>District Total - 13</b>	District/DAEP/Legacy	2
	Ferris High School	4
	Ferris Junior High	2
	Ferris Intermediate	2
	McDonald Elementary	1
	Ingram Elementary	2
<b>28 - DAEP</b> <b>District Total - 10</b>	District/DAEP/Legacy	2
	Ferris High School	3
	Ferris Junior High	3
	Ferris Intermediate	2
<b>30 - SCE/Title I</b> <b>District Total - 5</b>	Ferris Intermediate	2
	McDonald Elementary	2
	Ingram Elementary	1

*Q4: What were the academic performance and high school graduation/completion rates of At-Risk students and Not At-Risk Students?*

## Methodology 4

Student graduation data and student academic performance data were obtained from TEA's district-level accountability reports for Ferris ISD. They include all students in the Accountability Subset for each year reported, including At-Risk and Not-At-Risk students.

## Results 4

### STAAR Passing Rates and Performance Gaps

As previously noted, due to the COVID-19 global pandemic and the resultant statewide disaster declaration, STAAR/EOC assessments were suspended for the 2019–2020 school year. All student assessment data included in this report are based on STAAR/EOC assessments that were administered in Spring 2019. Retest data is from the December 2019 administration.

As demonstrated in Table 13 below, At-Risk students had lower passing rates than Not-At-Risk students across all grades on STAAR and STAAR EOC tests in both 2018 and 2019. Performance gaps between At-Risk and Not-At-Risk students were calculated for both years. From 2018 to 2019, the gap widened in approximately 55% of all tests across all grades and subject areas and narrowed in 45%. In grades 3–8, performance gaps between At-Risk and not At-Risk students widened in 49% of tests and narrowed in 51%. In grades 9–12, the gap widened in 33% of tests and narrowed in 67%.

At the time of this report, STAAR and EOC assessments are expected to be administered in December 2020 (retests only) and Spring 2021. In the evaluation of the SCE program for the 2020–2021 school year, those December 2020 and Spring 2021 assessment results will be considered.

Table 13: STAAR 2018-2019 Performance Gap

Test	2018 STAAR/EOC Scores			2019 STAAR/EOC Scores			Gap Change
	Not At-Risk	At-Risk	Gap	Not At-Risk	At-Risk	Gap	
3rd Reading	71	65	-6	72	63	-9	<b>3</b>
3rd Math	76	71	-5	80	75	-5	<b>0</b>
4th Reading	80	45	-35	93	59	-34	<b>-1</b>
4th Math	85	36	-49	84	51	-33	<b>-16</b>
4th Writing	28	23	-5	80	50	-30	<b>25</b>
5th Reading	100	64	-36	100	79	-21	<b>-15</b>
5th Math	100	84	-16	100	85	-15	<b>-1</b>
5th Science	97	63	-34	93	69	-24	<b>-10</b>
6th Reading	74	47	-27	76	39	-37	<b>10</b>
6th Math	82	68	-14	86	68	-18	<b>4</b>
7th Reading	90	45	-45	80	62	-18	<b>-27</b>
7th Math	86	58	-28	78	61	-17	<b>-11</b>
7th Writing	90	33	-57	73	40	-33	<b>-24</b>
8th Reading	100	78	-22	93	72	-21	<b>-1</b>
8th Math	100	71	-29	91	80	-11	<b>-18</b>
8th Science	89	60	-29	95	25	-70	<b>41</b>
8th Social Studies	90	52	-38	88	52	-36	<b>-2</b>
English I	91	39	-52	88	38	-50	<b>-2</b>
Algebra I	93	74	-19	95	72	-23	<b>4</b>
Biology	99	78	-21	100	78	-22	<b>1</b>
English II	95	46	-49	95	45	-50	<b>1</b>
U.S. History	100	84	-16	100	88	-12	<b>-4</b>

## EOC Retester Performance

Beginning in 2014-2015, new legislation passed in House Bill 5 mandated that districts separately budget and prioritize SCE funding to support accelerated instruction (AI) each time a student fails to pass an End of Course assessment. The bill also prohibits the use of the funds for any other purpose until the district adopts a budget to support AI. AI was provided for all students who were not previously successful on EOC assessments.

More than 50% of students who were eligible to take EOC retests chose to do so (Table 14), which is a significant increase over the December 2018 retest. Of those students who did retest, those who took the Algebra I assessment were most successful, with 45% of retesters scoring at the Approaches level or higher on the retest.

Table 14: 2019-2020 End of Course Retester Performance (December 2019)

<b>Test</b>	<b>All Students # Tested</b>	<b>All Students # Eligible to Retest</b>	<b>All Students # Retested</b>	<b>Eligible Students % Retested</b>	<b>All Students # Retested Successfully</b>	<b>All Students % Retested Successfully</b>
Algebra I	231	51	31	61%	14	45%
Biology	239	38	23	61%	8	35%
English I	296	150	102	68%	40	39%
English II	247	116	74	64%	29	39%
US History	175	15	8	53%	2	25%

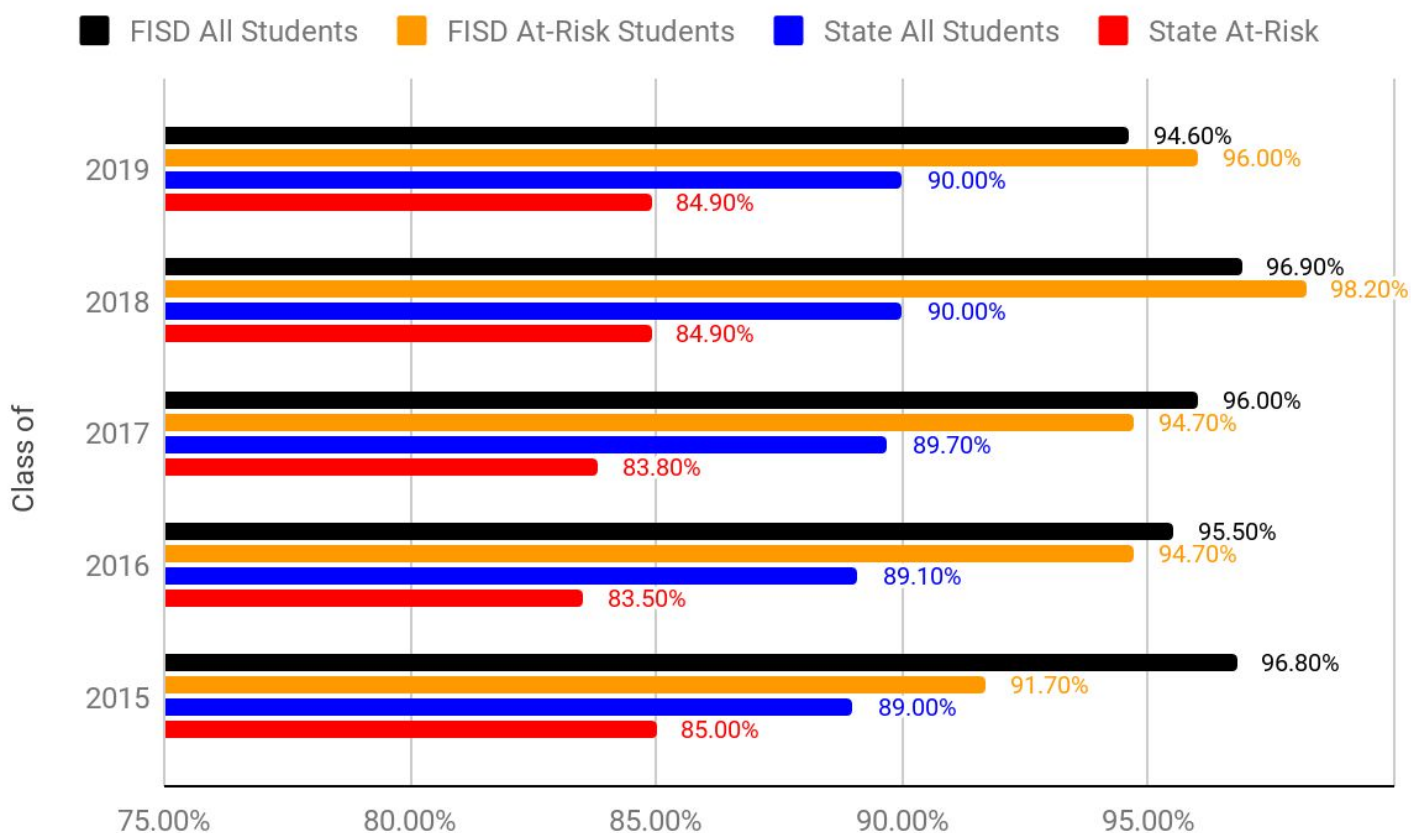
### High School Graduation and Completion Rates

Four-year graduation rates, the percentage of students who graduate on-time in four years, are used for federal and state accountability.

$$\text{Graduation Rate} = \frac{\text{Graduates}}{\text{Graduates} + \text{Continuers} + \text{GED recipients} + \text{dropouts}}$$

As shown in Figure 8, the graduation rates of At-Risk students in Ferris ISD has exceeded that of All Students for the last two years. Graduation rates for At-Risk Students and All Students have remained high, far exceeding the state graduation rates for these groups each year.

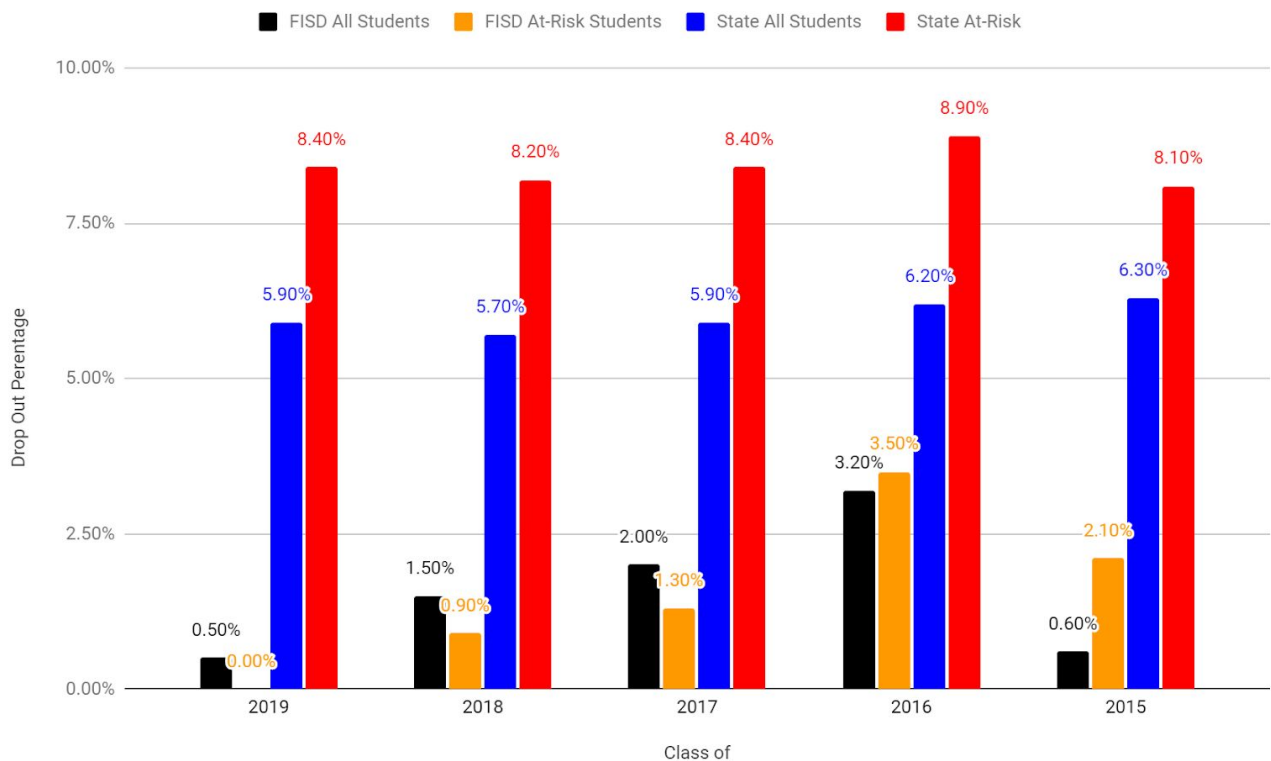
Figure 8: Graduation Rates by Cohort and At-Risk Status



### Drop-Out Rates

Similarly, Figure 9 shows low dropout rates of both At-Risk and All Students in Ferris ISD over the past five years. Dropout rates have continued to decline each year since 2016 and continue to be significantly lower than the state's. Beginning in 2017, FISD's At-Risk population has had a lower dropout rate than the overall student population, with there being no dropouts from the At-Risk Students population for the Class of 2019. As with other measures, it is difficult to distinguish the effects of district programs and policies from the effects of changes in the state accountability system, which have affected both the composition of the At-Risk student population and academic outcomes of all students.

Figure 9: Dropout Rates by Cohort and At-Risk Status



## SUMMARY AND RECOMMENDATIONS

### Summary

The goal of the SCE Program is to reduce the disparity in academic performance and high school completion between At-Risk and Economically Disadvantaged students and those who are not identified as such. In the 2019–2020 school year, a total of 1,884 students were identified as At-Risk (i.e., met one or more of the 14 state criteria), representing 70.3% of the district’s total enrollment (N = 2,680). The majority of At-Risk students are male, Hispanic, and 7th and 3rd graders (Tables 1–5 and Figures 1–5).

EHBC (LOCAL) provides the procedures for determining funding for programs and services needed to provide a comprehensive compensatory education. The District Improvement Plan for 2019–2020 contained references to At-Risk students and SCE programs. SCE funds are treated as an additional resource for increasing teacher and staff positions, along with providing an alternate route to graduation and increased opportunities for intervention and accelerated instruction. The same trend was found in the Campus Improvement Plans (CIPs).

For school year 2019–2020, the most specific information found was in the summary tables of SCE Budget and FTEs data provided by the Business Office. The most mentioned strategies/activities related to At-Risk students were CIT/RtI student support, daily intervention/enrichment opportunities, and tutoring programs.

The Business Manager and Assistant Superintendent have knowledge of SCE budget requirements in terms of appropriate Function and Program Intent Codes for the SCE expenditures. SCE funds were primarily distributed to campuses based on programs/services/activities targeting At-Risk students. As shown in the budget and expenditures section, the majority of SCE funds expended at the campus level were directed toward accelerated instruction (Tables 6–12 and Figures 6–7).

With regard to academic performance, the passing rates of At-Risk students were slightly lower than those of All Students (Table 13). The number of students who were originally unsuccessful on STAAR/EOC who took advantage of the opportunity to retest increased over 2018–19, and the number of those students who retested successfully increased as well (Table 14). Additionally, graduation/completion rates for At-Risk students continue to be slightly higher than for All Students (Figure 8). The dropout rate for At-Risk students dropped to 0% for the Class of 2019 (Figure 9).

### Recommendations

As required by law, available SCE funds should be focused on providing direct services to At-Risk and Economically Disadvantaged students. Districts are required to separately

budget and prioritize SCE funding to support accelerated instruction (AI) each time a student fails to pass an End of Course assessment. The bill also prohibits the use of the funds for any other purpose until the district adopts a budget to support AI. Consequently, AI will continue to be a primary service in grades 9-12. In light of the results obtained by EOC retesters, the district's increased emphasis on effective AI opportunities at Ferris High School has been effective and will continue to be a priority.

In order to maximize SCE funds, the district will continue to pay close attention to the identification and coding of Economically Disadvantaged students. It is recommended that the district continue to move toward the implementation of a system of Data Quality Teams at the district and campus levels to ensure the integrity and accuracy of not only SCE data, but all district PEIMS data. Doing so will ensure that students' At-Risk indicator data aligns with discipline, grading, and assessment data that is reported to PEIMS.

With the majority of SCE funds budgeted and spent at the campus level, CIPs must be specific with regard to strategies and activities delivering direct services to At-Risk students. These strategies must be aligned to the particular profile of At-Risk and Economically Disadvantaged students at each campus and the reasons for their At-Risk classification (e.g., achievement, LEP status, prior grade retention, etc.). Ferris High School in particular must continue to ensure that the CIP includes a plan for utilizing SCE funds to provide Accelerated Instruction to those students who are not successful on EOCs. District and Campus Improvement Plans should contain more detailed information regarding budgetary connections to SCE programming. Estimated SCE expenditures must be articulated in CIPs and the DIP.

Improved documenting and tracking of student program participation will allow more accurate, thorough, and informative evaluation of the impact of these programs on the academic performance and high school graduation of At-Risk and Economically Disadvantaged students.

Additionally, improved monitoring of SCE expenditures and periodic reviews of these accounts by the Assistant Superintendent and Business Manager will ensure the district complies with the required 55% direct cost allocation.

# Appendices

*Appendix A: Ferris ISD Board Policies Governing State Compensatory Education*

Policy	Description
BQ(LEGAL)	Planning And Decision-Making Process
BQ(LOCAL)	Planning And Decision-Making Process
BQA(LEGAL)	Planning And Decision-Making Process: District-Level
BQA(LOCAL)	Planning And Decision-Making Process: District-Level
BQB(LEGAL)	Planning And Decision-Making Process: Campus-Level
BQB(LOCAL)	Planning And Decision-Making Process: Campus-Level
EHBA(LEGAL)	Special Education Students: Identification, Evaluation, And Eligibility
EHBC(LEGAL)	Special Programs: Compensatory/Accelerated Services
EHBC(LOCAL)	Special Programs: Compensatory/Accelerated Services
EHBD(LEGAL)	Special Programs: Federal Title I Programs
EHBD(LOCAL)	Special Programs: Federal Title I Programs
EHBE(LEGAL)	Special Programs: Bilingual Education/ESL
EHBE(LOCAL)	Special Programs: Bilingual Education/ESL
EIE(LEGAL)	Academic Achievement: Retention And Promotion
EIE(LOCAL)	Academic Achievement: Retention And Promotion
FEA(LEGAL)	Attendance Compulsory Attendance
FO(LEGAL)	Student Discipline
FOA(LEGAL)	Student Discipline: Removal by a Teacher
FOB(LEGAL)	Student Discipline: Out of School Suspension
FOC(LEGAL)	Student Discipline: Placement in a Disciplinary Alternative Education Setting
FOCA(LEGAL)	Student Discipline: Placement in a Disciplinary Alternative Education Setting Disciplinary Alternative Education Program Operations
FOD(LEGAL)	Student Discipline: Expulsion
GNB(LEGAL)	Relations with Educational Entities: Regional Education Service Centers

*Appendix B: TEC § 42.152 State Compensatory Education Allotment*

The following section was amended by the 86th Legislature. Pending publication of the current statutes, see [H.B. 3, 86th Legislature, Regular Session](#), for amendments affecting the following section. This appendix will be updated upon publication of the amended statute.

(a) For each student who is educationally disadvantaged or who is a student who does not have a disability and resides in a residential placement facility in a district in which the student's parent or legal guardian does not reside, a district is entitled to an annual allotment equal to the adjusted basic allotment multiplied by 0.2, and by 2.41 for each full-time equivalent student who is in a remedial and support program under Section [29.081](#) because the student is pregnant.

(b) For purposes of this section, the number of educationally disadvantaged students is determined:

(1) by averaging the best six months' numbers of students eligible for enrollment in the national school lunch program of free or reduced-price lunches for the preceding school year; or

(2) in the manner provided by commissioner rule.

(b-1) A student receiving a full-time virtual education through the state virtual school network may be included in determining the number of educationally disadvantaged students under Subsection (b) if the school district submits to the commissioner a plan detailing the enhanced services that will be provided to the student and the commissioner approves the plan.

(c) Funds allocated under this section shall be used to fund supplemental programs and services designed to eliminate any disparity in performance on assessment instruments administered under Subchapter B, Chapter [39](#), or disparity in the rates of high school completion between students at risk of dropping out of school, as defined by Section [29.081](#), and all other students. Specifically, the funds, other than an indirect cost allotment established under State Board of Education rule, which may not exceed 45 percent, may be used to meet the costs of providing a compensatory, intensive, or accelerated instruction program under Section [29.081](#) or a disciplinary alternative education program established under Section [37.008](#), to pay the costs associated with placing students in a juvenile justice alternative education program established under Section 37.011, or to support a program eligible under Title I of the Elementary and Secondary Education Act of 1965, as provided by

Pub. L. No. 103-382 and its subsequent amendments, and by federal regulations implementing that Act, at a campus at which at least 40 percent of the students are educationally disadvantaged. In meeting the costs of providing a compensatory, intensive, or accelerated instruction program under Section [29.081](#), a district's compensatory education allotment shall be used for costs supplementary to the regular education program, such as costs for program and student evaluation, instructional materials and equipment and other supplies required for quality instruction, supplemental staff expenses, salary for teachers of at-risk students, smaller class size, and individualized instruction. A home-rule school district or an open-enrollment charter school must use funds allocated under Subsection (a) for a purpose authorized in this subsection but is not otherwise subject to Subchapter C, Chapter [29](#). For purposes of this subsection, a program specifically designed to serve students at risk of dropping out of school, as defined by Section [29.081](#), is considered to be a program supplemental to the regular education program, and a district may use its compensatory education allotment for such a program.

(c-1) Notwithstanding Subsection (c), funds allocated under this section may be used to fund in proportion to the percentage of students served by the program that meet the criteria in Section [29.081](#)(d) or (g):

- (1) an accelerated reading instruction program under Section [28.006](#)(g); or
- (2) a program for treatment of students who have dyslexia or a related disorder as required by Section [38.003](#).

(c-2) Notwithstanding Subsection (c), funds allocated under this section may be used to fund a district's mentoring services program under Section [29.089](#).

(d) The agency shall evaluate the effectiveness of accelerated instruction and support programs provided under Section [29.081](#) for students at risk of dropping out of school.

(e) Repealed by Acts 2009, 81st Leg., R.S., Ch. 1328, Sec. 105(a)(6), eff. September 1, 2009.

(f) Repealed by Acts 2009, 81st Leg., R.S., Ch. 1328, Sec. 105(a)(6), eff. September 1, 2009.

(g) Repealed by Acts 2009, 81st Leg., R.S., Ch. 1328, Sec. 105(a)(6), eff. September 1, 2009.

(h) Repealed by Acts 2009, 81st Leg., R.S., Ch. 1328, Sec. 105(a)(6), eff. September 1, 2009.

(i) Repealed by Acts 2009, 81st Leg., R.S., Ch. 1328, Sec. 105(a)(6), eff. September 1, 2009.

(j) Repealed by Acts 2009, 81st Leg., R.S., Ch. 1328, Sec. 105(a)(6), eff. September 1, 2009.

(k) Repealed by Acts 2009, 81st Leg., R.S., Ch. 1328, Sec. 105(a)(6), eff. September 1, 2009.

(l) Repealed by Acts 2009, 81st Leg., R.S., Ch. 1328, Sec. 105(a)(6), eff. September 1, 2009.

(m) Repealed by Acts 2009, 81st Leg., R.S., Ch. 1328, Sec. 105(a)(6), eff. September 1, 2009.

(n) Repealed by Acts 2009, 81st Leg., R.S., Ch. 1328, Sec. 105(a)(6), eff. September 1, 2009.

(o) Repealed by Acts 2009, 81st Leg., R.S., Ch. 1328, Sec. 105(a)(6), eff. September 1, 2009.

(p) Repealed by Acts 2009, 81st Leg., R.S., Ch. 1328, Sec. 105(a)(6), eff. September 1, 2009.

(q) The State Board of Education, with the assistance of the comptroller, shall develop and implement by rule reporting and auditing systems for district and campus expenditures of compensatory education funds to ensure that compensatory education funds, other than the indirect cost allotment, are spent only to supplement the regular education program as required by Subsection (c). The reporting requirements shall be managed electronically to minimize local administrative costs. A district shall submit the report required by this subsection not later than the 150th day after the last day permissible for resubmission of information required under Section [42.006](#).

(q-1) The commissioner shall develop a system to identify school districts that are at high risk of having used compensatory education funds other than in compliance with Subsection (c) or of having inadequately reported compensatory education expenditures. If a review of the report submitted under Subsection (q), using the risk-based system, indicates that a district is not at high risk of having misused compensatory education funds or of having inadequately reported compensatory education expenditures, the district may not be required to perform a local audit of compensatory education expenditures and is not subject to on-site monitoring under this section.

(q-2) If a review of the report submitted under Subsection (q), using the risk-based system, indicates that a district is at high risk of having misused compensatory education

funds, the commissioner shall notify the district of that determination. The district must respond to the commissioner not later than the 30th day after the date the commissioner notifies the district of the commissioner's determination. If the district's response does not change the commissioner's determination that the district is at high risk of having misused compensatory education funds or if the district does not respond in a timely manner, the commissioner shall:

- (1) require the district to conduct a local audit of compensatory education expenditures for the current or preceding school year;
- (2) order agency staff to conduct on-site monitoring of the district's compensatory education expenditures; or
- (3) both require a local audit and order on-site monitoring.

(q-3) If a review of the report submitted under Subsection (q), using the risk-based system, indicates that a district is at high risk of having inadequately reported compensatory education expenditures, the commissioner may require agency staff to assist the district in following the proper reporting methods or amending a district or campus improvement plan under Subchapter F, Chapter [11](#). If the district does not take appropriate corrective action before the 45th day after the date the agency staff notifies the district of the action the district is expected to take, the commissioner may:

- (1) require the district to conduct a local audit of the district's compensatory education expenditures; or
- (2) order agency staff to conduct on-site monitoring of the district's compensatory education expenditures.

(q-4) The commissioner, in the year following a local audit of compensatory education expenditures, shall withhold from a district's foundation school fund payment an amount equal to the amount of compensatory education funds the agency determines were not used in compliance with Subsection (c). The commissioner shall release to a district funds withheld under this subsection when the district provides to the commissioner a detailed plan to spend those funds in compliance with Subsection (c).

(r) The commissioner shall grant a one-year exemption from the requirements of Subsections (q)-(q-4) to a school district in which the group of students who have failed to perform satisfactorily in the preceding school year on an assessment instrument required under Section [39.023](#)(a), (c), or (l) subsequently performs on those assessment instruments at a level that meets or exceeds a level prescribed by commissioner rule. Each year the commissioner, based on the most recent information available, shall determine if a school

district is entitled to an exemption for the following school year and notify the district of that determination.

(t) Repealed by Acts 2009, 81st Leg., R.S., Ch. 1328, Sec. 105(a)(6), eff. September 1, 2009.

(u) Repealed by Acts 2009, 81st Leg., R.S., Ch. 1328, Sec. 105(a)(6), eff. September 1, 2009.

Added by Acts 1995, 74th Leg., ch. 260, Sec. 1, eff. May 30, 1995. Amended by Acts 1997, 75th Leg., ch. 1071, Sec. 16, eff. Sept. 1, 1997; Acts 1999, 76th Leg., ch. 396, Sec. 1.13, eff. Sept. 1, 1999; Acts 2001, 77th Leg., ch. 725, Sec. 11, eff. June 13, 2001; Acts 2001, 77th Leg., ch. 1156, Sec. 4, 12, eff. Sept. 1, 2001; Acts 2003, 78th Leg., ch. 201, Sec. 30, eff. Sept. 1, 2003; Acts 2003, 78th Leg., ch. 253, Sec. 1, eff. sept. 1, 2003; Acts 2003, 78th Leg., ch. 783, Sec. 2, eff. Sept. 1, 2003; Acts 2003, 78th Leg., ch. 785, Sec. 57, eff. Sept. 1, 2003; Acts 2003, 78th Leg., ch. 903, Sec. 3, eff. Sept. 1, 2003; Acts 2003, 78th Leg., ch. 1276, Sec. 6.009, eff. Sept. 1, 2003.

Amended by:

Acts 2005, 79th Leg., Ch. 728 (H.B. [2018](#)), Sec. 23.001(17), eff. September 1, 2005.

Acts 2007, 80th Leg., R.S., Ch. 1204 (H.B. [1609](#)), Sec. 3, eff. September 1, 2007.

Acts 2009, 81st Leg., R.S., Ch. 1328 (H.B. [3646](#)), Sec. 52, eff. September 1, 2009.

Acts 2009, 81st Leg., R.S., Ch. 1328 (H.B. [3646](#)), Sec. 53, eff. September 1, 2009.

Acts 2009, 81st Leg., R.S., Ch. 1328 (H.B. [3646](#)), Sec. 105(a)(6), eff. September 1, 2009.

Acts 2011, 82nd Leg., 1st C.S., Ch. 4 (S.B. [1](#)), Sec. 57.12, eff. September 28, 2011.

Acts 2015, 84th Leg., R.S., Ch. 1250 (H.B. [1305](#)), Sec. 2, eff. June 20, 2015.



Financial Integrity Rating System of Texas

2019-2020 RATINGS BASED ON SCHOOL YEAR 2018-2019 DATA - DISTRICT STATUS DETAIL

Name: **FERRIS ISD(070905)**

Publication Level 1: 8/6/2020 9:26:37 AM

Status: **Passed**

Publication Level 2: 8/6/2020 11:17:34 AM

Rating: A = Superior

Last Updated: 8/6/2020 11:17:34 AM

District Score: 100

Passing Score: 60

#	Indicator Description	Updated	Score
1	<a href="#"><u>Was the complete annual financial report (AFR) and data submitted to the TEA within 30 days of the November 27 or January 28 deadline depending on the school district's fiscal year end date of June 30 or August 31, respectively?</u></a>	3/30/2020 1:06:13 PM	Yes
2	Review the AFR for an unmodified opinion and material weaknesses. The school district must pass 2.A to pass this indicator. The school district fails indicator number 2 if it responds "No" to indicator 2.A. or to both indicators 2.A and 2.B.		
2.A	<a href="#"><u>Was there an unmodified opinion in the AFR on the financial statements as a whole? (The American Institute of Certified Public Accountants (AICPA) defines unmodified opinion. The external independent auditor determines if there was an unmodified opinion.)</u></a>	3/30/2020 1:06:13 PM	Yes
2.B	<a href="#"><u>Did the external independent auditor report that the AFR was free of any instance(s) of material weaknesses in internal controls over financial reporting and compliance for local, state, or federal funds? (The AICPA defines material weakness.)</u></a>	3/30/2020 1:06:14 PM	No
3	<a href="#"><u>Was the school district in compliance with the payment terms of all debt agreements at fiscal year end? (If the school district was in default in a prior fiscal year, an exemption applies in following years if the school district is current on its forbearance or payment plan with the lender and the payments are made on schedule for the fiscal year being rated. Also exempted are technical defaults that are not related to monetary defaults. A technical default is a failure to uphold the terms of a debt covenant, contract, or master promissory note even though payments to the lender, trust, or sinking fund are current. A debt agreement is a legal agreement between a debtor (= person, company, etc. that owes money) and their creditors, which includes a plan for paying back the debt.)</u></a>	3/30/2020 1:06:14 PM	Yes
4	<a href="#"><u>Did the school district make timely payments to the Teachers Retirement System (TRS), Texas Workforce Commission (TWC), Internal Revenue Service (IRS), and other government agencies?</u></a>	3/30/2020 1:06:14 PM	Yes
5	This indicator is not being scored.		

			1 Multiplier Sum
6	<u>Was the number of days of cash on hand and current investments in the general fund for the school district sufficient to cover operating expenditures (excluding facilities acquisition and construction)? (See ranges below.)</u>	3/30/2020 1:06:15 PM	10
7	<u>Was the measure of current assets to current liabilities ratio for the school district sufficient to cover short-term debt? (See ranges below.)</u>	3/30/2020 1:06:15 PM	10
8	<u>Was the ratio of long-term liabilities to total assets for the school district sufficient to support long-term solvency? If the school district's increase of students in membership over 5 years was 7 percent or more, then the school district passes this indicator. See ranges below.</u>	3/30/2020 1:06:16 PM	10
9	<u>Did the school district's general fund revenues equal or exceed expenditures (excluding facilities acquisition and construction)? If not, was the school district's number of days of cash on hand greater than or equal to 60 days?</u>	3/30/2020 1:06:16 PM	10
10	<u>Was the debt service coverage ratio sufficient to meet the required debt service? (See ranges below.)</u>	3/30/2020 1:06:18 PM	10
11	<u>Was the school district's administrative cost ratio equal to or less than the threshold ratio? (See ranges below.)</u>	3/30/2020 1:06:18 PM	10
12	<u>Did the school district not have a 15 percent decline in the students to staff ratio over 3 years (total enrollment to total staff)? (If the student enrollment did not decrease, the school district will automatically pass this indicator.)</u>	3/30/2020 1:06:18 PM	10
13	<u>Did the comparison of Public Education Information Management System (PEIMS) data to like information in the school district's AFR result in a total variance of less than 3 percent of all expenditures by function?</u>	3/30/2020 1:06:20 PM	10
14	<u>Did the external independent auditor indicate the AFR was free of any instance(s) of material noncompliance for grants, contracts, and laws related to local, state, or federal funds? (The AICPA defines material noncompliance.)</u>	3/30/2020 1:06:20 PM	10
15	<u>Did the school district not receive an adjusted repayment schedule for more than one fiscal year for an over allocation of Foundation School Program (FSP) funds as a result of a financial hardship?</u>	3/30/2020 1:06:21 PM	10
			100 Weighted Sum
			1 Multiplier Sum

## DETERMINATION OF RATING

<b>A.</b>	Did the district answer 'No' to Indicators 1, 3, 4, or 2.A? If so, the school district's rating is <b>F for Substandard Achievement</b> regardless of points earned.	
<b>B.</b>	Determine the rating by the applicable number of points. (Indicators 6-15)	
	<b>A = Superior</b>	90-100
	<b>B = Above Standard</b>	80-89
	<b>C = Meets Standard</b>	60-79
	<b>F = Substandard Achievement</b>	<60
<p><b>No Rating = A school district receiving territory that annexes with a school district ordered by the commissioner under TEC 13.054, or consolidation under Subchapter H, Chapter 41. No rating will be issued for the school district receiving territory until the third year after the annexation/consolidation.</b></p>		

Home Page: [Financial Accountability](#) | Send comments or suggestions to [FinancialAccountability@tea.texas.gov](mailto:FinancialAccountability@tea.texas.gov)

THE **TEXAS EDUCATION AGENCY**  
1701 NORTH CONGRESS AVENUE · AUSTIN, TEXAS, 78701 · (512) 463-9734

FIRST 5.9.1.0

<b>DATE:</b>	<b>November 6, 2020</b>
<b>SUBJECT:</b>	<b>Official Notification of the 2019–2020 Release of Final FIRST Ratings</b>
<b>CATEGORY:</b>	<b>Information Update</b>
<b>NEXT STEPS:</b>	<b>Required Reporting</b>

Final 2019–2020 Financial Integrity Rating System of Texas (FIRST) ratings based on fiscal year 2019 are now publicly available on the Texas Education Agency (TEA) website:

- [School districts](#)
- [Open-enrollment charter schools and charter schools operated by Institutions of Higher Education \(IHE\)](#)

A previous “To the Administrator Addressed” letter dated August 6, 2020, instructed your school district or charter school (local education agency or LEA) to view its *preliminary* FIRST rating. The letter also provided information about the data the TEA analyzes to produce the rating and described the appeal process available to your LEA. This appeals process is now complete, and the FIRST ratings are final.

### Required Reporting

Within two months of the release of its final FIRST rating, your LEA must announce and hold a public meeting to distribute a financial management report that explains the LEA’s rating and its performance under each indicator for the current and previous year’s ratings. The report also must provide the financial information described in [19 Texas Administrative Code \(TAC\) §109.1001\(q\)\(3\)](#). We encourage your LEA to include in the report additional information that will be beneficial to stakeholders, especially information explaining any special circumstances that may have affected the LEA’s performance under one or more of the indicators.

The required newspaper notice to inform taxpayers of the meeting must be published no more than 30 days and no fewer than 10 days before the public meeting. Your LEA may combine the meeting with a scheduled regular meeting of the board of trustees.

For full requirements related to the report and meeting, see [19 TAC §109.1001\(q\)](#). For a template that your LEA can use in developing its financial management report, see the TEA [School FIRST](#) web page for school districts or [FIRST Rating for Charter Schools](#) web page.

### Special Note on Required Reporting During the COVID-19 Pandemic

A district or charter school may hold a virtual hearing and take virtual testimony in conformance with [COVID-19 resources and guidelines](#) published by the Office of the Attorney General and Texas Department of Information Resources. TEA will consider a hearing held in conformance with such resources and guidelines as compliant with the hearing location and participation requirements of 19 TAC §109.1001(q)(4). The district must, however, continue to follow all other hearing-related and notice requirements of the rule.

## Accreditation Status

Please note that the TEA considers an LEA's FIRST rating when assigning an accreditation status, as required by the accreditation status rules in [19 TAC §97.1055](#).

## Contact for Further Information

If you have questions about your LEA's FIRST rating, please contact [financialaccountability@tea.texas.gov](mailto:financialaccountability@tea.texas.gov).

David Marx, CPA  
Director Financial Compliance Division  
School Finance Department



# Ferris ISD State Compensatory Education Program

2019-2020 Program Evaluation

# OUR NUMBERS

70.3%

Of FISD students are identified as At-Risk

1,884

Students are identified as At-Risk

76.49%

Of At-Risk Students are Hispanic

# At-Risk Criteria

2,894

Separate At-Risk Criteria Met



**1,008** (34.83% of At-Risk Students)

Did not pass a state assessment instrument (STAAR/EOC)



**1,003** (34.66% of At-Risk Students)

Limited English Proficiency

# Services Provided with SCE Funds



## Intervention

Tutoring,  
Specialized Reading &  
Math Programs,  
STAAR/EOC  
Remediation/AI



## Additional Staff

Teachers & Paras to  
Staff Intervention  
Programs



## Other

Computer-Assisted  
Instruction; Legacy  
Program; AVID Program

# State Assessment Information

## STAAR/EOC

No new data for Spring 2020. At-Risk Students scored slightly lower than All Students in Spring 2019.

## Retesters

Over 50% of retesters tested. Algebra I was most successful at 45% passing.

# Graduation and Dropout Rates

Ferris ISD enjoys a graduation rate that is consistently higher than that of the State, for both All Students at At-Risk Students. FISD At-Risk Students graduate at a slightly higher rate than All Students.



## FISD Graduation

All Students = 94.6%

At-Risk = 96.00%



## FISD Dropouts

All Students = 0.50%

145 At-Risk = 0.00%

# Recommendations

## SCE for 2020-2021

**Legacy -**  
Continue providing alternate route to graduation

**Intervention Staff-**  
Continue staffing intervention programs;  
Closely monitor "COVID slide"



**Accelerated Instruction -**  
Continue providing AI for students who are not successful on EOCs

**Improved Monitoring -**  
Of PEIMS data and SCE expenditures

### PROPOSED REVISIONS

**Reasonable  
Suspicion Searches**

The District reserves the right to conduct searches when the District has reasonable suspicion to believe that a search will uncover evidence of work-related misconduct. The District may search the employee, the employee's personal items, work areas, lockers, and private vehicles parked on District premises or worksites or used in District business. Searches that reveal a violation of the District's standards of conduct may result in disciplinary action. [See DH]

**Reasonable  
Suspicion Alcohol  
and Drug Testing**

The District may remove an employee from duty and require testing if there is reasonable suspicion that the employee is under the influence of alcohol or drugs used in violation of District policy. The determination of reasonable suspicion may be based on specific observations of the appearance, behavior, speech, or body odors of the employee whose motor ability, emotional equilibrium, or mental acuity seems to be impaired while on duty or other relevant information. Any employee who is asked to submit to drug or alcohol testing shall be given the opportunity to provide relevant information about prescription or nonprescription medications that may affect the screening.

A District employee who refuses to comply with a directive to submit to testing based upon reasonable suspicion shall be subject to disciplinary action, up to and including termination.

A District employee confirmed to have violated the District's policy pertaining to alcohol or drugs may be subject to disciplinary action. [See DF series and DH]

---

**Note:** The following provisions apply to employees who are covered by the federal Department of Transportation (DOT) rules.

---

**Federally Required  
DOT Testing  
Program**

In accordance with DOT rules, the District shall establish an alcohol and controlled substances testing program to help prevent accidents and injuries resulting from the misuse of alcohol and controlled substances by the drivers of commercial motor vehicles, including school buses. The primary purpose of the testing program is to prevent impaired employees from performing safety-sensitive functions.

The Superintendent shall designate a District official who shall be responsible for ensuring that information is disseminated to employees covered under this testing program regarding prohibited driver conduct, alcohol and controlled substances tests, and the consequences that follow positive test results.

EMPLOYEE STANDARDS OF CONDUCT  
SEARCHES AND ALCOHOL/DRUG TESTING

DHE  
(LOCAL)

Drug-Related  
Violations

The following constitute drug-related violations under the DOT rules:

1. Refusing to submit to a required test for alcohol or controlled substances.
2. Providing an adulterated, diluted, or a substituted specimen on an alcohol or controlled substances test.
3. Testing positive for alcohol, at a concentration of 0.04 or above, in a post-accident test.
4. Testing positive for controlled substances in a post-accident test.
5. Testing positive for alcohol, at a concentration of 0.04 or above, in a random test.
6. Testing positive for controlled substances in a random test.
7. Testing positive for alcohol, at a concentration of 0.04 or above, in a reasonable suspicion test.
8. Testing positive for controlled substances in a reasonable suspicion test.

An employee who operates a commercial motor vehicle, including a bus, and commits a drug-related DOT violation as defined above shall not be eligible for reinstatement as a driver.

Alcohol Results  
Between 0.02 and  
0.04

In accordance with DOT rules, a driver tested under this policy and found to have an alcohol concentration of 0.02 or greater, but less than 0.04, shall be suspended from driving duties for at least 24 hours.

[In the event of a subsequent positive test result for alcohol of 0.02 or greater but less than 0.04, see the disciplinary consequences at District-Imposed Consequences, below.]

Reasonable  
Suspicion DOT  
Testing

Only supervisors specifically trained in accordance with federal regulations may, based upon reasonable suspicion, remove a driver from a safety-sensitive position and require testing for alcohol and/or controlled substances. The determination of reasonable suspicion shall be based on specific observations of the appearance, behavior, speech, or body odors of the driver whose motor ability, emotional equilibrium, or mental acuity seems to be impaired. Such observations must take place just preceding, during, or just after the period of the workday that the driver is on duty.

The observations may include indication of the chronic and withdrawal effects of controlled substances. Within 24 hours of the observed behavior, the supervisor shall provide a signed, written

EMPLOYEE STANDARDS OF CONDUCT  
SEARCHES AND ALCOHOL/DRUG TESTING

DHE  
(LOCAL)

record documenting the observations leading to a controlled substance reasonable suspicion test.

**District-Imposed  
Consequences**

In addition to the consequences established by federal law, a District employee confirmed to have violated the District's policy pertaining to alcohol or controlled substances, including a second or subsequent positive test result for alcohol of 0.02 or greater but less than 0.04, shall be subject to District-imposed discipline, as determined by his or her supervisor and the Superintendent. Such discipline may include any appropriate action from suspension without pay during the period of removal from safety-sensitive functions, up to and including termination of employment. [See DF series]

In cases where a driver is also employed in a nondriving capacity by the District, disciplinary action imposed for violation of alcohol and controlled substances policies shall apply to the employee's functions and duties that involve driving. Additionally, upon recommendation of the employee's supervisor, disciplinary measures up to and including termination of employment with the District may be considered.

---

**Note:** [The following provisions address the District's drug- and alcohol-testing program.](#)

---

**Employees Subject  
to District Drug and  
Alcohol Testing**

[Under its own authority, the District shall apply the DOT testing regulations to the categories of employees listed below:](#)

1. [Employees who are drivers of District-owned, -leased, or -rented vehicles.](#)
2. [Employees who perform safety-sensitive functions, including but not limited to, police officers who carry firearms, motor vehicle mechanics and inspectors, transportation aides, and operators of hazardous equipment.](#)
3. [Applicants for positions in the above-referenced categories.](#)

NAMING FACILITIES

CW  
(LOCAL)

**Criteria for Name Selection**

In naming a school building or other facility in the District, the following guidelines shall be used:

1. A facility may be named after a person who has served the District or community.
2. A facility may be named after any local, state, or national heroic figure.
3. A facility may be named after any local, state, or national geographic area.

A person whose name is considered must have made a significant contribution to society and/or education, and the name should lend prestige and status to an institution of learning.

**Time Frame**

A timetable of not less than six months shall be established before naming any school or facility. After the six-month period is complete, the naming of a school or facility shall be included on the Board agenda for two consecutive regular meetings. At the second meeting, the Board may vote to name the school or facility.

**Process**

All schools or facilities shall be named by the Board. The Board President shall appoint two Board members to study and suggest possible names for schools or facilities. The Board also invites suggestions from all sources during its considerations.

**14. Can my LEA charge tuition for students who previously attended a private school, including homeschool, in Texas the prior year to participate in remote instruction? *Posted July 28, 2020***

No. LEAs cannot charge tuition to students who previously attended a private school, including homeschool, in Texas the prior year, except as is normally authorized under Texas law (see Texas Education Code, Section 11.158).

Prior to enrollment, an LEA can require a parent of a student who was enrolled in a private school or a home school in the previous school year to agree in writing that the student will participate in on-campus instruction at some point during the school year after enrollment in the LEA occurs.

**15. If students make academic progress at night, are we able to adjust the attendance for that day if they were initially marked absent? *Posted July 30, 2020***

If the asynchronous method is utilized then as long as the student is providing daily engagement through completion of daily assignments, making daily progress in the LMS, or has made daily contact with the teacher regarding the student's progress then the student would be considered remote asynchronous present. For synchronous remote instruction, attendance must be taken as designated in your attendance policy, and it would not be appropriate to adjust after the fact unless the student made progress that day via the asynchronous method as part of the approved asynchronous plan for that grade/subject. For clarity, your asynchronous attendance plan could designate that any progress made over the course of a 24-hour day (from 12:00 am to 11:59 pm) be counted as daily engagement.

**16. Do we need a new attendance taking policy? *Posted August 4, 2020***

Yes, the LEA will need to update or amend its attendance policy to include the remote instruction methods for taking attendance. In addition, the LEA is required to submit a signed attestation to the TEA if it is utilizing remote synchronous instruction method. If the LEA is utilizing the remote asynchronous method, then the LEA is required to submit and obtain approval from the agency on its instructional plan. If the LEA is utilizing both remote methods, then the LEA must complete both the attestation and the instructional plan.

**17. Can we use new campus numbers to track students engaged in remote learning? Can we use new campus numbers to track teachers delivering virtual instruction? Can we use new campus numbers for budgeting for virtual instruction? *Posted August 4, 2020***

No, districts should *not* set up temporary virtual campuses for the 2020-21 school year in response to the COVID-19 pandemic. New campus numbers are assigned only to instructional campuses, which must have enrolled students, instructional staff, and assigned administrators. Students should be enrolled in their usual home campuses, whether they are receiving virtual or in-person instruction. For accountability purposes, students participating in district-provided remote learning will be coded to their home campuses. Please visit the agency website for more information about [requesting a new campus number](#), or [contact the agency AskTED administrator](#).

**18. May our LEA offer fully remote instruction on Election Day since some schools serve as polling sites? *Posted October 8, 2020***

School systems locally control their instructional calendar. As a result, school systems can choose locally to schedule a day to be closed for instruction or open for instruction. School systems can

locally choose to close for Election Day, just as for any other day. However, schools must continue to ensure they have an instructional calendar that meets the 75,600-minute requirement.

School systems must offer on-campus instruction for those families that wish their students to attend on campus consistent with the requirements and exceptions listed in this document. In one exception example, if a school system is still operating within an approved start-of-school transition period, the school system could choose to restrict most (but not all) students from attending on campus on a given day while the remaining students receive remote instruction.

If no exceptions apply, and a school system chooses to offer only remote instruction for a given day rather than to close for the day as a whole, the school system would still be required to ensure sufficient instructional minutes are offered in the year, excluding that day, to reach the 75,600-minute requirement for the year.

**Related Question: Can my LEA require masks for voters on Election Day?** *Posted October 8, 2020*

While the Governor’s Executive Order does not permit mask requirements in a polling place, schools can and should continue to enforce mask requirements for individuals who are in the school for any purpose other than voting on Election Day.

**19. Is my school system required to offer remote instruction?** *Posted October 15, 2020*

No, school systems are not required to offer remote instruction to the general student population. Please note, however, that remote instruction may be required for individual students, if a particular student’s individualized education program (IEP) or Americans with Disabilities Act accommodation requires remote instruction. (For more information about considerations for students receiving special services, please see the SY 20-21 Special Education FAQ on the [TEA COVID-19 Support and Guidance site](#).) Providing remote instruction to the general student population is a local decision and one that can be modified by the LEA during the school year. As indicated in the guidance provided within this FAQ, any parent may request that their student be offered virtual instruction from any school system that offers such instruction. However, this does not mean that school systems are required to provide remote instruction throughout the school year. If a parent requests virtual instruction and the school does not offer it, the **parent may enroll in another school system** that does offer it for transfer students.

**20. Are there specific requirements LEAs must follow to discontinue providing remote instruction as an instructional model?** *Posted October 15, 2020*

Yes. If an LEA decides to discontinue providing remote instruction, they must give a 14-day notice to parents and notify parents of the option to transfer to another district for remote instruction. Those school systems that have discontinued remote instruction prior to the date of this clarification, even if remote instruction were discontinued without adequate advance notice, must still ensure parents are aware of their options to continue remote instruction by transferring to another school system.

**21. Can my LEA provide remote instruction to certain categories of students or only under certain circumstances?** *Posted October 15, 2020*

An LEA may offer remote instruction to all of their students, or may target remote instruction to only certain students under the following circumstances:

- **Only for students who are sick or quarantining.** A LEA may provide remote instruction to students who are self-isolating or staying at home because of a positive COVID-19 test, COVID-19 diagnosis, COVID-19 symptoms, or close contact with a positive COVID-19 individual. LEAS can also during this school year provide remote instruction to students who are sick with other illnesses but still able to participate in instruction.
- **Only for specific grade bands.** A LEA may provide remote instruction to certain grade bands, i.e.
  - All grade 3 students
  - All grades 5 and 6 students
  - All middle school students
  - Etc.
- **On a case by case basis for certain special education students and students with Section 504 accommodations.** Please see the SY 20-21 Special Education FAQ on the TEA COVID-19 Support and Guidance site for more information.

Additionally, certain non-core courses in secondary may only be offered in an on-campus setting, limiting student access to some remote instruction courses. For more information, see the Electives and Extracurricular section of this document.

**22. If a student receiving remote instruction is struggling academically, with attendance, or in any other way, can a district require the individual student to come on campus? *Updated November 5, 2020***

UPDATED  
11/5/2020

Given certain parent concerns about the health and safety of their family during the COVID-19 crisis, LEAs who choose to offer remote instruction consistent with the requirements and exceptions of this document, including the exceptions listed in the preceding question, must ensure those families have access to remote instruction unless the LEA determines that the student's attendance and/or academic performance in one or more classes puts them at significant risk of severe learning loss, as outlined in the criteria below. In these cases, the LEA must provide notice to the student's parents, provide opportunity for appeal for medical or other reasons, and hold a meeting (which can be virtual) if required by the appeal. If an LEA follows these steps fully, they may ultimately discontinue remote learning as an option for a student while continuing it for other students.

1. If an LEA wishes to discontinue remote instruction for individual students (as opposed to for all students, or for particular grade spans of students), the LEA must submit an [attestation](#) to TEA.
2. An LEA can identify students to be discontinued for remote instruction if one or both of the following are true in any class:
  - Student has a class average of 70 or below (or the equivalent)

- Student has 3 or more unexcused absences in a grading period

LEAs can decide on criteria that include one or both of the above, and may make the thresholds more lenient (e.g., only identify students who have a class average of 65 or below, or only those who have 4 or more unexcused absences). However, the LEA must apply the criteria consistently for all students in a particular grade.

3. LEAs must notify parents at least 2 weeks prior to requiring the student to come on campus, with language consistent with that provided by the [TEA sample](#).
4. Parents may agree to change their child’s learning environment to on-campus, or may appeal in one of two ways:
  - Submitting a medical exemption. LEAs must provide an opportunity for parents to email this exemption request to the district or campus, along with [medical authorization](#).
  - Requesting a transition meeting. If the parent requests a transition meeting, the LEA must schedule the meeting with no less than 3 days notice, and must allow the student to continue to learn remotely until the meeting has been held.
5. If the parent does not appeal or if, at the conclusion of the transition meeting, the LEA does not conclude with the parent that the student can be successful learning from home, the LEA may require the student to transition to on-campus learning.

As a reminder, parents can choose for their students to transition to on-campus instruction at any time (subject to a local restriction, if implemented, to align with grading periods, as described elsewhere in this document).

When students are struggling academically in the remote setting, teachers and principals should talk to families about their options before making any remote instruction setting change. Certainly, health and safety of the student and their family should remain the primary consideration. Assuming those considerations are addressed, there are a few issues that should be considered when discussing with families the educational benefit for a student to return to campus. First, with a few exceptions, TEC, §25.092, requires students to attend at least 90% of the course in order to obtain credit. This applies to individual course subjects at the secondary level, and to all grade levels at the primary level. Students who cannot meet this requirement while enrolled in public school may be required to repeat the grade and/or subject the following year. Second, truancy laws still apply to students enrolled in public school but who are not attending (either remotely or in person), although school systems have flexibility in their approach to truancy enforcement. Third, course grades may still be an issue. Semester grades are issued based on local policy, but in the event local policy supports it, students who ultimately fail to earn a passing grade for a course (or an entire grade level) could be required to repeat the course (or grade level).

**23. Can my LEA require students that are currently receiving remote instruction to come on campus periodically for some academic purpose? *Posted October 15, 2020***

## Phase II

## Phase III

as of 11/13/20

Campus	Enrollment	F2F	%	F2F	%
FHS	743	401	54%	425	57%
FJH	653	302	46%	512	78%
LL	341	186	55%	269	79%
McD	512	290	57%	341	67%
Ingram	336	211	63%	247	74%
District	2585	1390	54%	1794	69%

Ellis County Weekly COVID counts reported each Wednesday

School	16-Sep	23-Sep	30-Sep	7-Oct	14-Oct	21-Oct	28-Oct	4-Nov	11-Nov	17-Nov
Palmer	3	4	0	0	0	1	1	4	8	8
Ennis	NA	9	12	7	13	8	7	11	41	25
Red Oak	9	9	12	23	30	12	17	14	34	31
Ferris	7	10	12	7	4	5	3	4	4	7
Maypearl	3	4	1	1	0	1	1	1	3	8
Midlo	NA	15	13	9	21	19	18	51	90	81
Wax	7	10	9	7	12	14	16	15	23	31
Life	NA	3	3	10	8	2	2	2	1	8
Total	29	64	62	64	88	62	65	102	204	199

A photograph of a female teacher with short dark hair and glasses, wearing a white t-shirt, sitting on the floor and reading a book to two young students. The students are also sitting on the floor, looking at the book. They are in a classroom setting with bookshelves in the background containing various books and blue storage bins.

# Texas K-12 School System COVID Rapid Testing Project Superintendent Kick-Off

October 28, 2020

# TEA's Focus on Health and Safety



Keep school safe in the time  
of COVID by making  
operational adjustments

## Policy and Guidance

- Public Health Guidance
- Remote Instruction Fully Funded for Families that Choose Remote
- On Campus Instruction Flexibility Provided When There is a Health Need to Reduce Density of People On Campus
- Joint TEA/DSHS Case Tracking Requirements

## Operational Support, Resources, and Tools

- Public Health Operational Guidebooks & Planning Exercises
- PPE
- Public Health Campaign
- Emergency Child Care Finder
- Meal Finder

# COVID Rapid Testing Project Overview

## Goal of this effort

In partnership with DSHS and TDEM, keep TX schools safe and open for on campus instruction by strategically deploying rapid COVID testing resources

## Testing approach

School systems are provided flexibility to use Abbott Laboratories BinaxNOW tests provided by the state and federal government as their local context requires

Participating in the testing project is optional for Texas schools

# Testing can support school systems' efforts to reduce COVID cases on campus

Provide Notice

Prevent

Respond

Mitigate

By conducting tests on campus, school systems can:

- Use tests as an additional screening tool in some cases to prevent the virus from coming on campus
- Provide another source of testing to which the school can quickly respond by removing the individual before they can spread COVID on campus

# About the Abbot Labs BinaxNOW Test



## How long does it take to get test results?

15 Minutes



## How is the test administered?

Tests are administered with a nasal swab (to the shallow front of the nostrils only). Adults will be able to self-administer the test with the oversight of a test administrator.



## How are the tests packaged?

Tests are the size of a credit card and contain a nasal swab and reagent testing solution (one bottle per testing kit). They are packaged 40 to a shoebox-sized kit.



# Accuracy of the BinaxNOW Test

- Abbott Labs evaluated its test in 102 patients who had shown COVID-19 symptoms for fewer than 7 days and compared the results with a PCR test. This analysis showed that BinaxNOW has a:
  - sensitivity (true positive rate) of 97.1%
  - specificity (true negative rate) of 98.5%
- BinaxNOW tests are significantly more accurate than the previous generation of rapid antigen tests.

# Test kit allocation and distribution methodology

Trauma Service Area COVID-19 Hospitalization Rate	Allocation Distribution Methodology
<7%	On-Campus Staff Count + 5% of Student Enrollment
7-15%	On-Campus Staff Count <b>x 2</b> + 5% of Student Enrollment
>15%	On-Campus Staff Count <b>x 4</b> + 5% of Student Enrollment

- Tests will be resupplied monthly once supplies have reached 25% of inventory provided
- [Allocation](#) will be recalculated on the 15<sup>th</sup> of every month based on regional health data

# Participating school systems will also receive PPE


- Test kits
- Foldable N95 Masks
- Face Shields
- Surgical Masks
  - *Enough for test administrators and individuals taking the test*
- Gloves
- Gowns

# Consider the recommended testing approaches



## Screening

Recurring testing of asymptomatic individuals. Suggest limiting to staff only.



## Targeted Response

Testing of individuals who are symptomatic

**While school systems are encouraged to implement the recommended testing strategies, they have flexibility to use the tests to meet the needs of their local contexts. In developing the plan, we encourage you to talk your local health authority.**

# Summary of K-12 COVID Rapid Testing Process

## Submit Opt-In Application

- School systems opt-in to testing program if eligibility requirements are met
- Test coordinators are identified



## Distribution & Inventory

- TDEM distributes test kits and PPE directly to school systems
- District Testing Coordinator manages inventory in collaboration with TDEM, and oversees distribution within school system



## Test Administration

- District identifies Test Administrators and completes mandatory training requirements
- District prepares school community for testing and administers tests



## Reporting

- Individual results are reported through STRAC application
- District follows weekly case & test volume reporting to DSHS

# Before submitting opt-in applications, school systems must:

- Meet and commit to TEA's eligibility requirements
- Consider the recommended testing approaches
- Review school system's test kit allocation
- Understand the critical roles and responsibilities of the test coordinator and test administer
- Implement the reporting and notification requirements
- Review the resources and support materials available

# Meet and commit to TEA's eligibility requirements

## School System Eligibility Requirements

- Allows any student that wants to attend on-campus to do so (within the next 2 weeks)\*\*
- Reviewed the requirements of the testing program participation, including requirements to administer tests, track inventory and report results
- Commits to:
  - testing only district employees and/or students
  - making testing optional
  - Obtaining formal consent from student's legal guardian (for those under 18) or individual being tested (18+)
  - not charging students/staff for testing

# Understand the critical roles and responsibilities of the test coordinator and test administer

## Test Coordinator

- Inventory liaison with TDEM
- Oversees inventory processes within the school system
- Supports school leaders with test program implementation

## Test Administrator

- Administers test to students/staff (if not self-administered)
- Implements safety protocols
- Reports test results

# Implement Reporting and Notification Requirements

## *School systems have two reporting responsibilities*

1. Report cases via the pre-existing DSHS COVID-19 Case Reporting Form, which includes test counts and testing results.
2. Each school must meet specific testing reporting requirements using a web-based portal and inventory management requirements associated with receiving these tests. This includes maintaining a weekly inventory tracker.

## *Campuses have two notification responsibilities*

1. Campuses should be prepared to notify individuals, or, in the case of a student under 18, the student's parents, in the event of a positive test, though they will receive a formal notification within 24 hours via email and/or text.
2. In addition, school systems must provide notification to their campus communities of positive cases on campus, consistent with [TEA Public Health Guidance](#) notification requirements.

# Review the resources and support materials available

## From TEA

<https://tea.texas.gov/texas-schools/health-safety-discipline/covid/covid-19-support-public-health-orders>

- COVID Testing Project Playbook
- Permission slip example
- Communications templates
- FAQ

## From TDEM

<https://tdem.texas.gov/k-12testing/>

- Test Administrator and Test Coordinator Roles and Responsibilities
- Best Practices Guide
- Testing Quick Guide and Support Guide
- QR Process
- FAQ

## What to expect after you submit your opt-in application

- Click here for opt-in application:
  - [LEAs](#) or [Private Schools](#)
- An auto-generated email with key contact information to ask questions and receive additional support
- If you meet TEA's on-campus eligibility requirement, TDEM will contact your test coordinator within 48 hours of completing the required training to coordinate delivery of test kits and PPE
- If you cannot meet TEA's on-campus eligibility requirement, TEA will contact you to discuss options



# For More Information

Agency:

Type of Questions:

Contact:



- Best practices playbook for schools
- Communication templates
- DSHS Weekly COVID Case Reporting including reporting test counts and results

[COVIDCaseReport@tea.texas.gov](mailto:COVIDCaseReport@tea.texas.gov)



- For logistics and supply issues
- For PPE allotment and use

[k-12logs@tdem.texas.gov](mailto:k-12logs@tdem.texas.gov)

<https://tdem.texas.gov/k-12testing/>



- For Test Registration and the testing application Txrapidtest, test coordinators can contact:

Phone support: (512) 399-8050  
 Email support: [support@txrapidtest.org](mailto:support@txrapidtest.org)  
 FAQ: <https://helpdesk.txrapidtest.org>



- For issues with individual test kits

Phone support: 1-800-257-9525





Grade	*First day prior year*	Aug. 12 1st day 2020	Sept. Sept. 1st	Oct. Oct. 1st	SNAPSHOT Oct. 30th
EE	0	0	0	1	1
PK (3) - AM	30	24	30	28	28
PK (3) - PM	25	3	6	9	11
PK (4)	141	94	112	116	120
PK (Total)	196	121	148	154	160
K	164	154	174	174	176
<b>Ingram</b>	<b>360</b>	<b>275</b>	<b>322</b>	<b>328</b>	<b>336</b>
First	176	103	104	107	108
Second	158	106	109	110	109
Third	157	98	98	99	100
Fourth		76	81	82	82
Fifth		105	115	114	113
<b>McDonald</b>	<b>491</b>	<b>488</b>	<b>507</b>	<b>512</b>	<b>512</b>
First		62	67	67	67
Second		62	64	62	62
Third		57	64	65	65
Fourth	179	79	83	82	83
Fifth	199	59	62	62	64
<b>Longino</b>	<b>378</b>	<b>319</b>	<b>340</b>	<b>338</b>	<b>341</b>
Sixth	211	187	202	203	204
Seventh	223	202	217	216	219
Eighth	178	222	232	230	230
<b>Junior High</b>	<b>612</b>	<b>611</b>	<b>651</b>	<b>649</b>	<b>653</b>
Ninth	200	179	190	191	192
Tenth	214	187	189	188	190
Eleventh	165	199	205	206	201
Twelfth	162	147	156	155	161
<b>High School</b>	<b>741</b>	<b>712</b>	<b>740</b>	<b>740</b>	<b>743</b>
				175	
<b>District Total</b>	<b>2582</b>	<b>2405</b>	<b>2560</b>	<b>2567</b>	<b>2585</b>

**FERRIS ISD**  
**SUPERINTENDENT EVALUATION**  
**2020-2021**

Date of Evaluation: \_\_\_\_\_

Please comment and indicate a score of 1-5 on the following areas as they pertain to the Superintendent's performance.

- 5- Outstanding
- 4- Exceeds Expectations
- 3- Meets Expectations
- 2- Below Expectations
- 1- Unsatisfactory

**Instructional Management-** Has the superintendent directed the district in an effective way so that: a. Instruction is taking place throughout the district at a high level, b. Curriculum is developed or being developed or updated to best meet the needs of our students, and c. Yearly evaluation and analysis of instruction is conducted.

5      4      3      2      1

---

---

---

**Organizational Morale-** Has the superintendent put in place and managed activities and processes that: a. Foster positive staff morale, b. lessens turnover rates, and c. builds commitment to Ferris I.S.D.

5      4      3      2      1

---

---

---

**Organizational Improvement-** Has the superintendent taken the steps to bring about positive change within the district such as: a. working conditions improvement where applicable, b. Public relations steps to positively portray the district, and c. other steps that will move the district in a positive direction.

5      4      3      2      1

---

---

---

**Personnel Management-** Has the superintendent taken step to: a. Attract and staff the district with the best personnel available, b. Put programs in place to recognize and reward excellence, and c. Dealt with all aspects of personnel issues as they arise in a professional and timely manner.

5      4      3      2      1

---

---

**Management of Administration, Fiscal, and Facilities-** Has the superintendent taken steps to: a. Manage each of these areas in a way that moves the district in a positive direction, b. Manage financial dealings in a positive manner, and c. Develop and maintain "world class" facilities within the district.

5      4      3      2      1

---

---

**Student Management-** Has the superintendent taken steps to: a. Provide a stimulating academic experience for every student in the district, b. Minimize and deal with student behavior issues that occur throughout the year, and c. Put programs in place to challenge, assist and promote student success.

5      4      3      2      1

---

---

**Community Relations-** Has the superintendent taken steps to: a. Communicate Ferris I.S.D.'s message to the community, b. Showcase Ferris I.S.D. as a valuable asset to the community, and c. Involved community members, city leaders and school officials in collaborative planning.

5      4      3      2      1

---

---

**Team of 8 Relations-** Has the superintendent taken steps to: a. Regularly communicate with the board, b. Provide adequate training opportunities for the Team of 8, and c. Make certain that every event involving the Board is properly planned and managed.

5      4      3      2      1

---

---