

# Agenda of Special Meeting

## The Board of Trustees

**San Elizario ISD: A Proud Community of Champions – Soaring to Excellence!**

---

A Special Meeting of the Board of Trustees of San Elizario ISD will be held in person on Wednesday, March 4, 2026, beginning at 5:30 PM SEISD Administration Office, 1050 Chicken Ranch Road, San Elizario, TX 79849.

Although one or more board members may participate by videoconference call, a quorum of the Board of Trustees, which includes the Presiding Officer of the Board Meeting, will be physically present at this location for purposes of this meeting and in conformance with the Texas Open Meetings Act.

Members of the public who desire to address the board regarding an item on this agenda must comply with the following registration procedures: Public comments may be submitted to [acardonajr@seisd.net](mailto:acardonajr@seisd.net) at any time prior to the board meeting time.

Signs, placards, or banners shall not be allowed inside the Boardroom. Additionally, any citizen wishing to distribute printed handout materials to the Board or audience must submit the materials for review by 5:00 p.m. prior to the meeting to the Superintendent's Office. The Superintendent, or their designee, shall inform the speaker if the materials have been approved for distribution prior to the meeting. All printed handout materials shall be distributed to the Board or audience before or after public comment, but not during.

Public comment shall occur at the beginning of the meeting and shall follow all other requirements and limitations under SEISD Board Policy BED (Local).

The subjects to be discussed or considered or upon which any formal action may be taken are listed below. Items do not have to be taken in the order shown on this meeting notice. All items on the consent agenda shall be acted upon by one vote without separate discussion, unless a Board member requests that an item be withdrawn for individual consideration.

### 1. GENERAL FUNCTIONS

Mr. Eduardo Chavez, Board President

A. Call Meeting to Order

B. Roll Call

C. Establish Quorum

D. The Pledge of Allegiance

San Elizario ISD Student

5

E. Texas Pledge of Allegiance

San Elizario ISD Student

6

F. **San Elizario ISD Mission Statement**

The mission of the San Elizario Independent School District is to graduate students with innovative skills for 21st-century careers by focusing on academic and social skills, fostering transformative practices, and building community support through positive relationships between home and school.

Mr. Eduardo Chavez, Board President

2. **OPEN FORUM** (three-minute limit per speaker, unless otherwise noted)
3. **DISTRICT RECOGNITIONS**
  - A. San Elizario High School Cheerleading Squad - 4A Game Division Champions - 18th Annual UTEP Cheerleading Championship  
Mr. Cesar Morales, Executive Director Athletics
  - B. San Elizario High School Boys Varsity Basketball Team - Bi-District Champions  
Mr. Cesar Morales, Executive Director Athletics
  - C. San Elizario High School Girls Varsity Basketball Team - Bi-District Champions  
Mr. Cesar Morales, Executive Director Athletics
  - D. Teacher and Employee of the Month for Lorenzo G. Loya Primary School  
Ms. Julissa Esquivel, Principal, Lorenzo G. Loya Primary School
    1. Carla Montoya - Teacher of the Month
    2. Diamond Salas - Employee of the Month
  - E. Ann M. Garcia-Enriquez Middle School  
Mr. Alexander Corona, Principal, Ann M. Garcia-Enriquez Middle School
    1. Academic Regional UIL Event
    2. Science Fair Sweepstakes
4. **NEW BUSINESS / BOARD ACTION ITEMS**
  - A. Leadership TASB Session III Presentation 7  
Mr. Lorenzo Luevano, Board Trustee
  - B. Student Outcome Goals
    1. Lorenzo G. Loya Primary School — Monitoring Student Progress 18  
Ms. Julissa Esquivel, Principal, Lorenzo G. Loya Primary School
5. **CONSENT AGENDA** - Consider and possible Board action on
  - A. Financial Reports
    - Ms. Elizabeth Perez, Chief Financial Officer
    1. Tax Report 39
    2. Financial Statements 41
    3. Investment Report 45
    4. Budget Amendment 56
  - B. Consider and possible Board action to approve the Texas Association of School Boards Facility Services Master Agreements for the Education Facility Assessment and the Long-Range Facility Plan Services 58  
Mr. Jesus Martinez, Executive Director Support Services
  - C. Purchases exceeding \$25,000.00
    1. Texas Association of School Boards Education Facility Assessment — \$32,000.00 78
    2. Texas Association of School Boards Long-Range Facility Plan Services — 79  
\$25,000.00
  - D. Consider approval of minutes for the following:
    - Board of Trustees
    1. February 11, 2026 - Regular Board Meeting 80
  - E. Consider disposal of surplus property declared obsolete and unnecessary by Superintendent or her Designee, to include disposal of broken furniture and technology equipment according to Administrative discretion and by any reasonable means.
    1. Technology Department 91  
Mr. Vicente Rodriguez, Executive Director Technology

2.	Support Services Department	113
	Mr. Jesus Martinez, Executive Director Support Services	
6.	<b>PRESENTATION / REPORTS / INFORMATION</b>	
	A. Presentations	
	B. Reports	
	1. Goal Progress Monitoring	
	Mr. Edgar Ponce, Research and Evaluation Administrator	
	a. (HB3) GPM 1.3 - Progress Monitoring - Grade 3 Math Growth	115
	1. Presentation	118
	2. Mid-Year Academic Growth Check-in	126
	Mr. Edgar Ponce, Research and Evaluation Administrator	
	a. Attachment #1 — 2026 Spring Interim Performance	158
	b. Attachment #2 — BOY to MOY Comparison — Josefa L. Sambrano	162
	Elementary School	
	3. SEISD Teacher Staffing Review	167
	Ms. Gina Ramirez, Executive Director Human Resources	
	4. Meal Service Update	187
	Ms. Aggie Reyes, Executive Director Child Nutrition Services	
	C. Information	
	1. Board Training	
	Dr. Jeannie Meza-Chavez, Superintendent	
	a. NSBA 2026 – April 10 to 12, 2026, San Antonio, TX	188
	b. 2026 MASBA Conference — September 10 to 11, 2026   San Antonio, TX	189
	c. TASA   TASB Convention txEDCON26 - October 8 to 11, 2026   Houston, TX	191
7.	<b>NEXT MEETING DATE:</b>	
	Regular Board Meeting: Wednesday, April 8, 2026, at 5:30 p.m.	
8.	<b>ADJOURNMENT</b>	

---

If, during the course of the meeting covered by this Notice, the Board of Trustees should determine that a closed or executive meeting or session of the Board of Trustees is required, then such closed or executive meeting or session as authorized by the Texas Open Meetings Act, Texas Government Code Section 551.001 et seq., will be held by the School Board at the date, hours, and place given in this Notice or as soon after the commencement of the meeting covered by this Notice as the School Board may conveniently meet in such closed or executive meeting or session concerning any and all purposes permitted by the Act, including, but not limited to the following sections and purposes:

Texas Government Code Section:

- 551-071 Private consultation with the board's attorney.
- 551-072 Discussing purchases, exchange, leases, or value of real property.
- 551-073 Discussing negotiated contracts for prospective gifts or donations.
- 551-074 Discussing personnel or to hear complaints against personnel
- 551-076 Deliberation regarding security devices
- 551-082 Considering discipline of a public school child, or complaint or charge against personnel
- 551-083 Considering the standards, guidelines, terms or conditions the board will follow, or will instruct its representative to follow, in consultation with representatives of employee groups.
- 551-084 Excluding witnesses from a hearing.


Should any final action, decision, or final vote be required in the opinion of the school Board with regard to any matter considered in such closed or executive meeting or session, then the final action, or final vote shall be either:

- (a) in the open meeting covered by the Notice upon the reconvening of the public meeting; or
- (b) at a subsequent public meeting of the School Board upon notice thereof; as the School Board shall determine.



**I PLEDGE ALLEGIANCE TO THE FLAG  
OF THE UNITED STATES OF AMERICA,  
AND TO THE REPUBLIC FOR WHICH  
IT STANDS, ONE NATION UNDER GOD,  
INDIVISIBLE, WITH LIBERTY AND  
JUSTICE FOR ALL.**

"Honor the Texas  
flag; I pledge  
allegiance to  
thee, Texas, one  
state under God,  
one and  
indivisible."



# San Elizario Hometown News

- ▶ **Lorenzo Luevano**
- ▶ [luevanol@seisd.net](mailto:luevanol@seisd.net)
- ▶ San Elizario ISD
- ▶ February 2026



# Leadership TASB



# My team

## Superintendent

Dr. Jeannie Meza-Chavez



## Board President

Eduardo Chavez



## Board Vice-President

Myrna Hernandez



## Board Secretary

Sandra Licon



## Board Member

Lorenzo Luevano



## Board Member

Axel Lopez



## Board Member

Monica Chavez



## Board Member

Alexis Ann Tellez

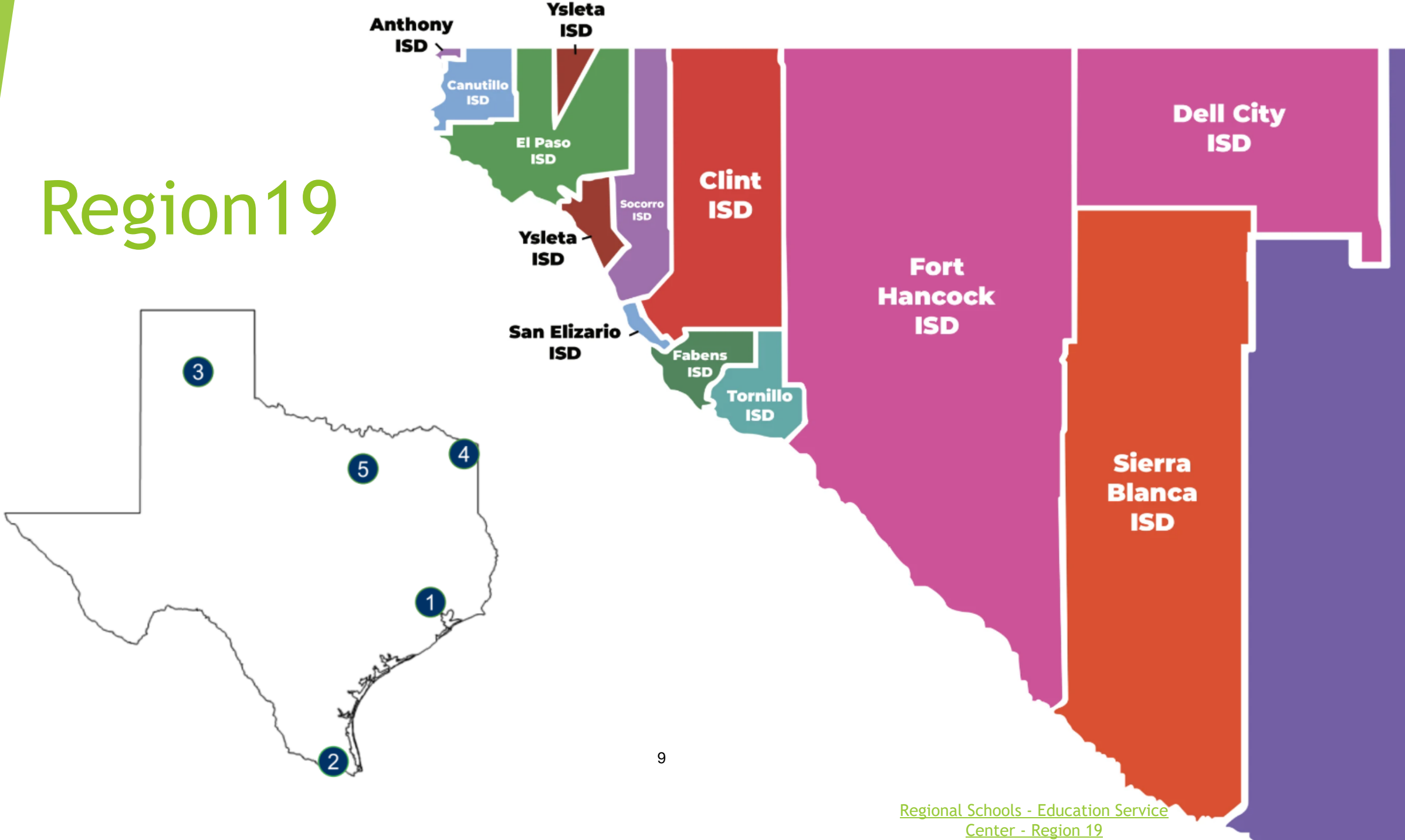


\* **BOARD EXPERIENCE:**  
29 Yers and 8 Months

\* **SUPERINTENDENT EXPERIENCE:**  
12 Years

\* **COMBINED EXPERIENCE:**  
41 Years and 8 Months

# Region 19



# Where San Elizario ISD Began



# Where San Elizario ISD Began...

## Los Portales

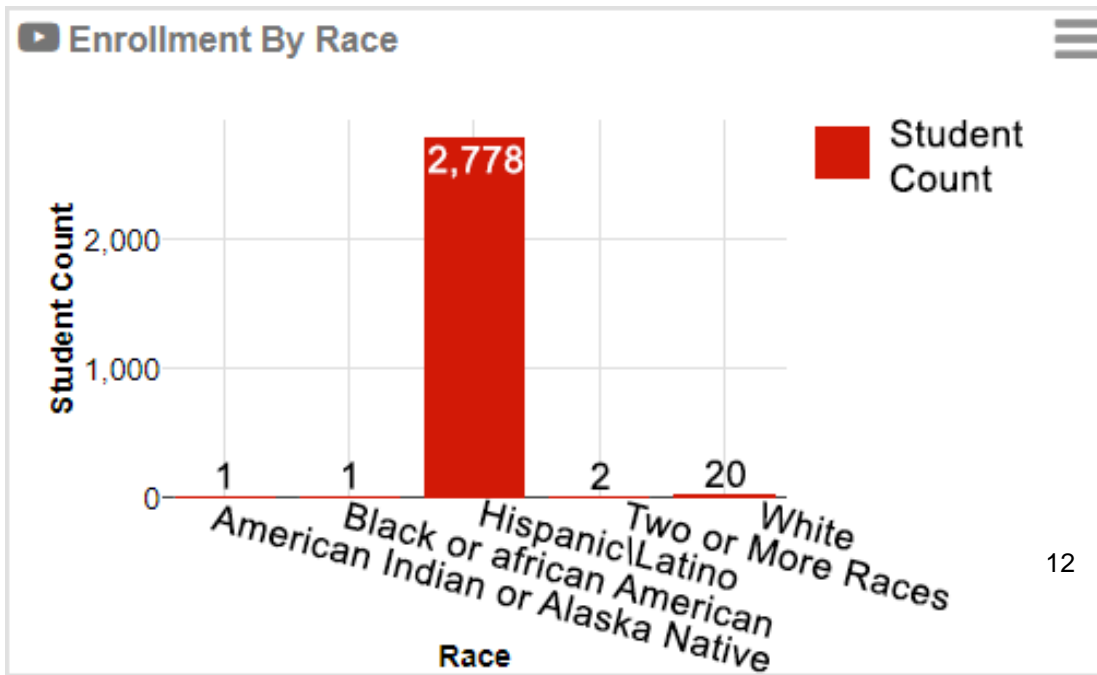
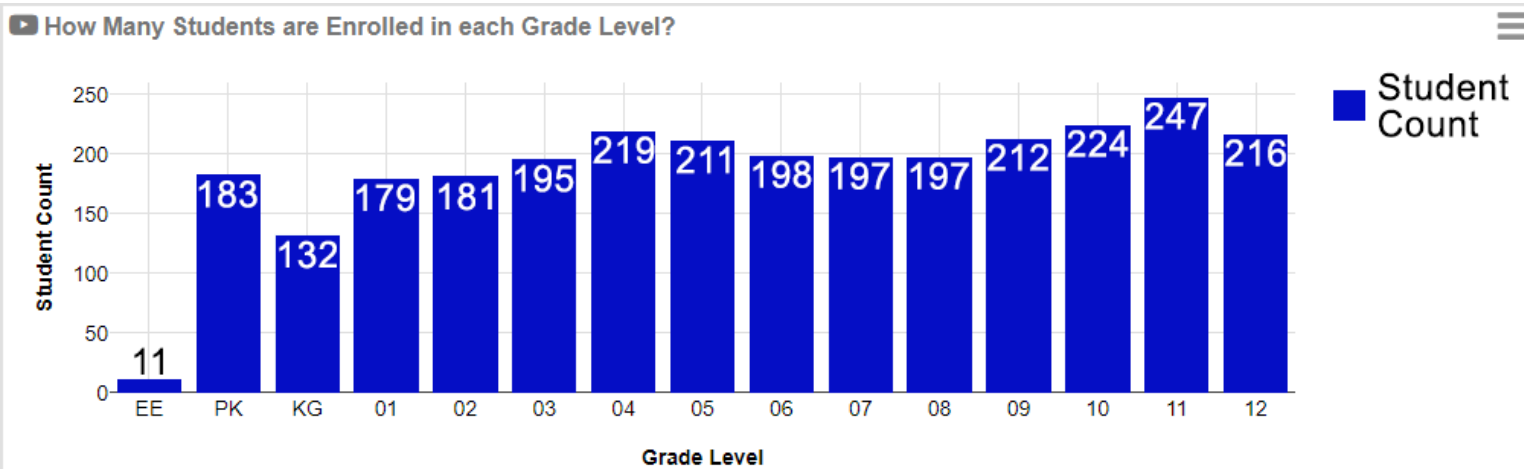


The Portales is one of the oldest buildings and most preserved. It has served as a private residence and as a school.



# San Elizario ISD Demographics

**Student Enrollment: 2,802**



## Student Program:

- ▶ Special Education (SPED): 489

## Student Indicators:

- ▶ At-Risk: 2,131
- ▶ Military Connected: 95
- ▶ Homeless Status Total: 76
- ▶ Learning disability: 233
- ▶ Autism: 50
- ▶ Developmental delay: 10

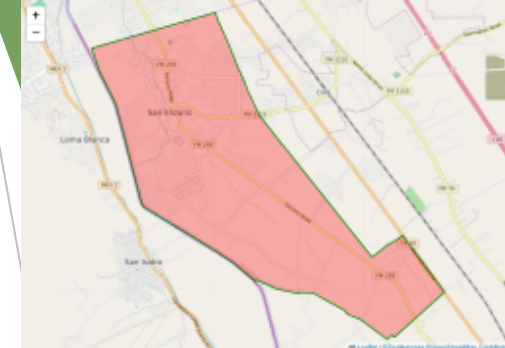


\* Three of our school logos received Star Awards by The Texas School Public Relations Association



# Unique Qualities

## SEISD Boundary Map



- ▶ School District Boundaries: 13.246 square miles

Lizbeth Cigarroa



Khalid



District



Dedicated to FERNANDO "FERNIE" MANUEL MADRID

County



13

The Portales is one of the oldest buildings and most preserved. It has served as a private residence and as a school.

Diocese



The church was built in 1773 and was known as Nuestra Sra. del Pilo Y El Glorioso San Jose. Destroyed by a flood in 1845, the church was rebuilt over a period of years and in 1882 was renamed San Elizario Church after St. Elzear, a 14th century Frenchman.

Pathway of Champions



- ▶ 4 National Championships
- ▶ 21 State Individual Championships
- ▶ 23 State Team Championships

Lorenzo Loya

To the rest of Texas, he is recognized as the school board member with the longest term of service to any community. Loya, who served 50 years on the San Elizario school district board, died Tuesday. He was 72.

1927:  
Mrs. Noel Longuemare (Lorenza Escajeda)



## 4-day Instructional Week



# Opportunities\Partnerships



**BOYS & GIRLS CLUBS**  
OF EL PASO



**El Paso**  
**Community**  
**College**



**ALIVIANE**



**Common Threads**  
COOKING FOR LIFE



# Challenges

## ► Border Life Perspective



### DECLINING ENROLLMENT IN PUBLIC SCHOOLS



### SOCIOECONOMICS



### SCHOOL PARENT LOW PARTICIPATION





You have the potential to inspire everyone around you.  
Tienes el potencial de inspirar a todos a tu alrededor.



Play K



# Lorenzo G. Loya Primary

2025 – 2026  
#SanEliManoAMano

Progress  
Monitoring

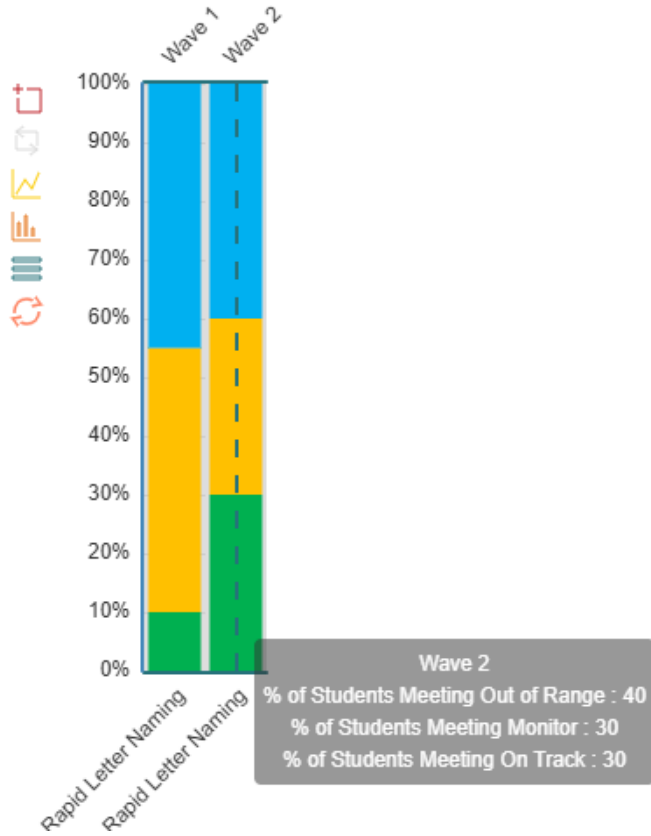


# Pre-Reading PK3: Rapid Letters (timed)

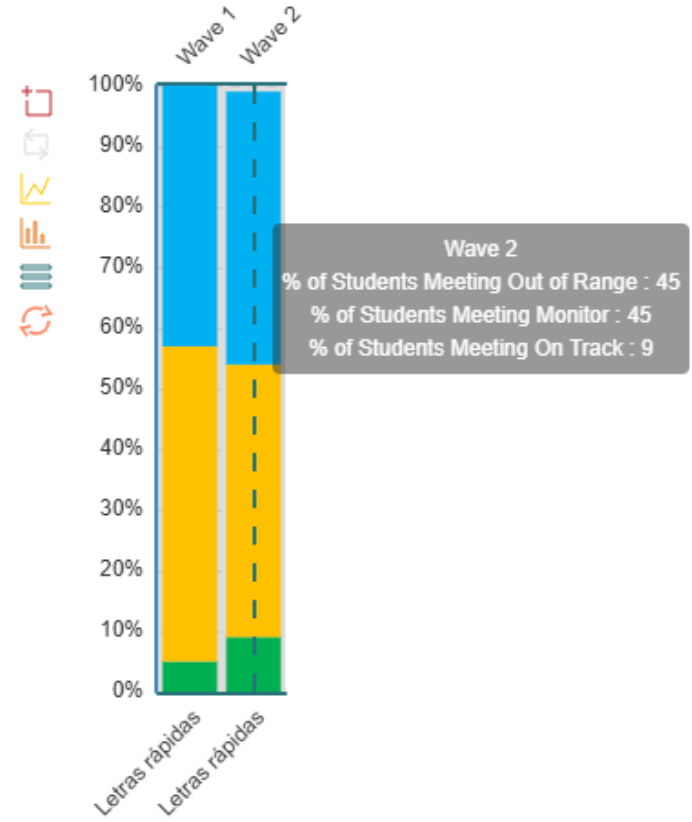
■ % at On Track 
 ■ % at Needs Support 
 ■ % at Monitor 
 ■ % at Out of Range 
 ■ % at On Track 
 ■ % at Monitor

■ % at Out of Range 
 ■ % at Needs Support

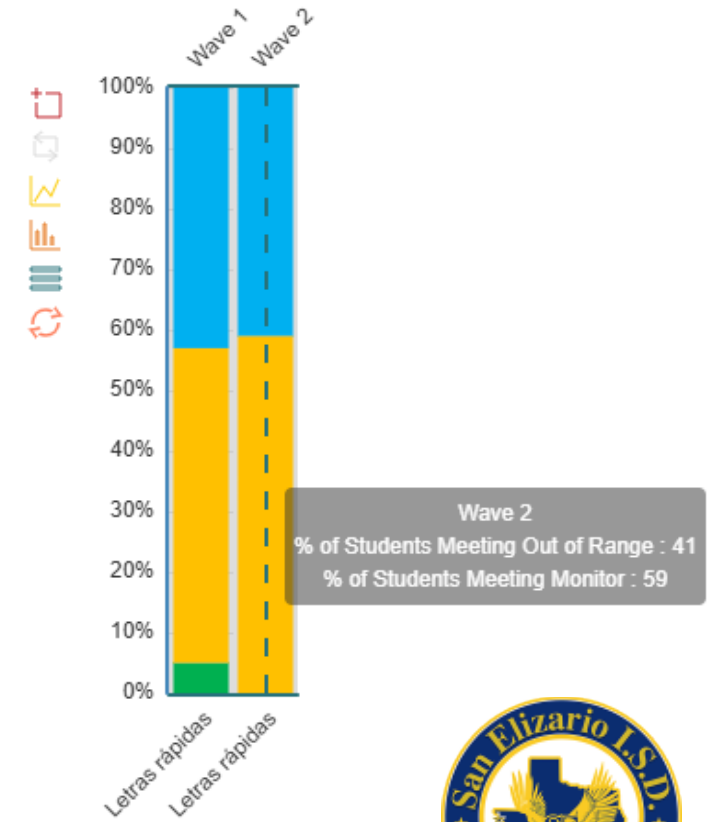
Class Benchmark Growth Report



Class Benchmark Growth Report



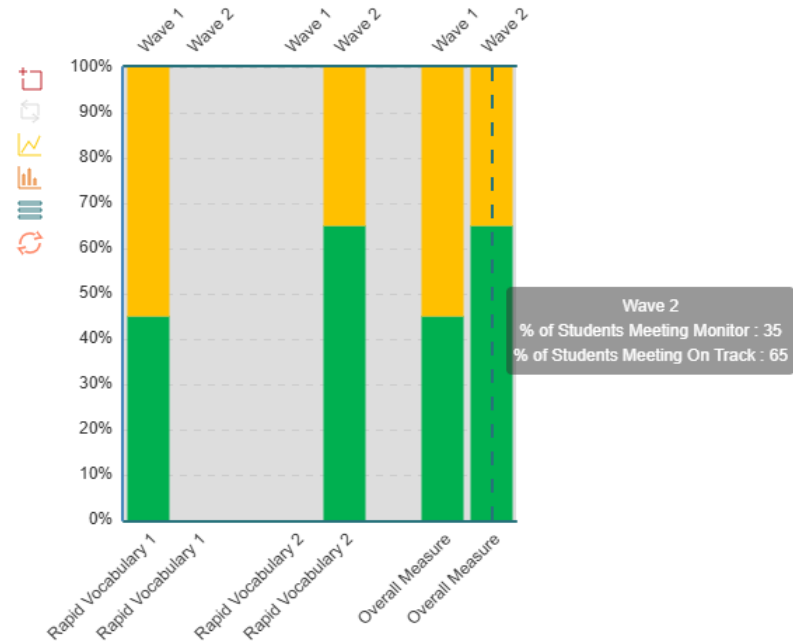
Class Benchmark Growth Report



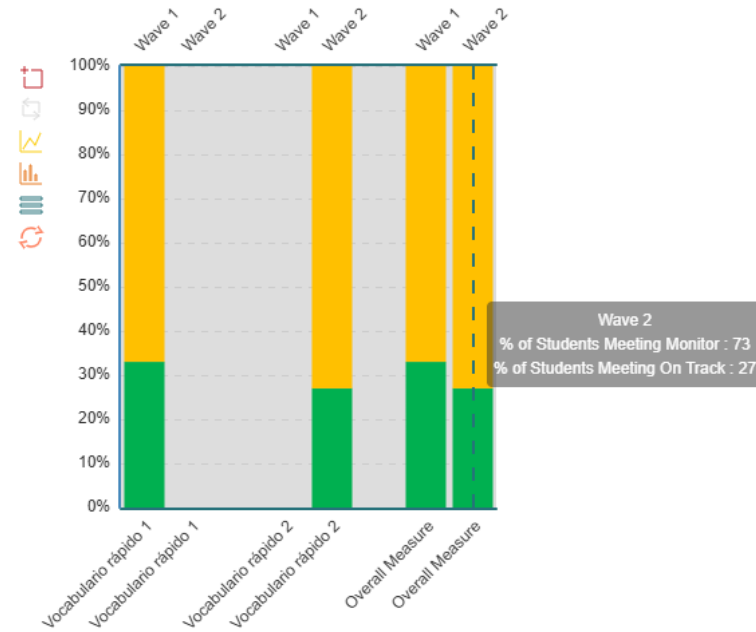
# Pre-Reading PK3: Rapid Vocabulary(timed)

■ % at On Track   
 ■ % at Needs Support   
 ■ % at Monitor   
 ■ % at Out of Range   
 ■ % at On Track   
 ■ % at Monitor  
■ % at Out of Range   
■ % at Needs Support

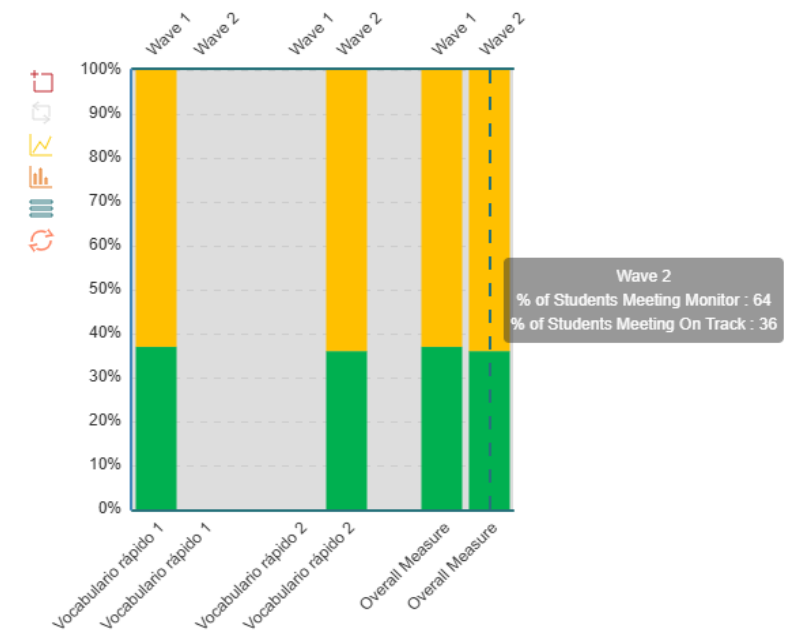
Class Benchmark Growth Report



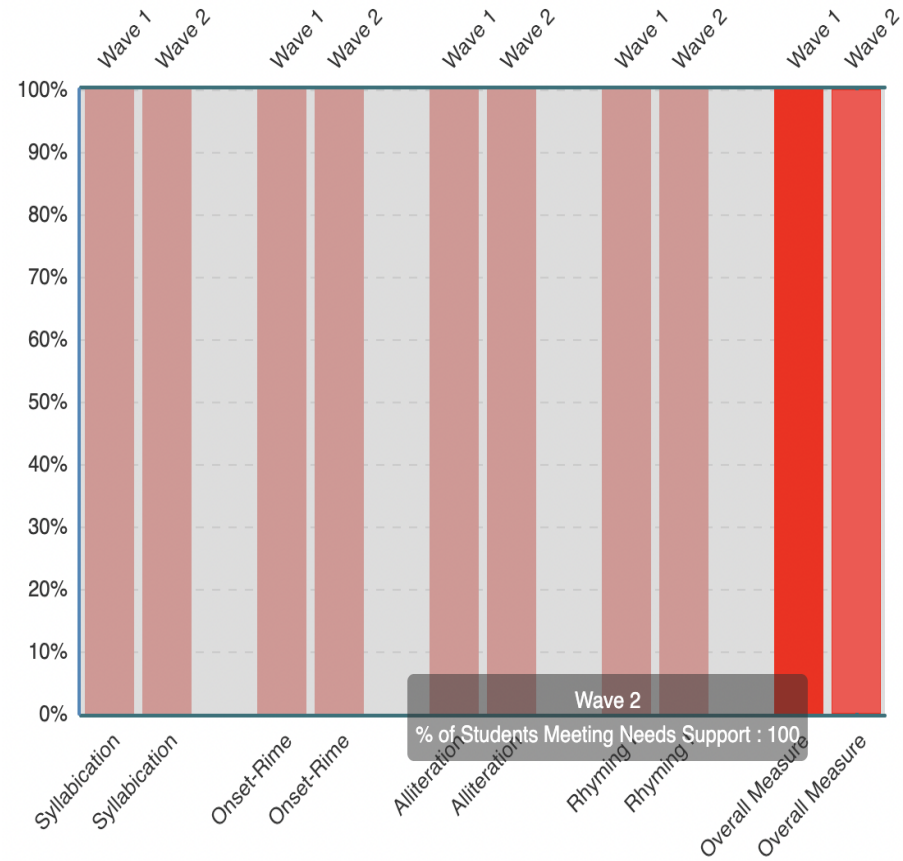
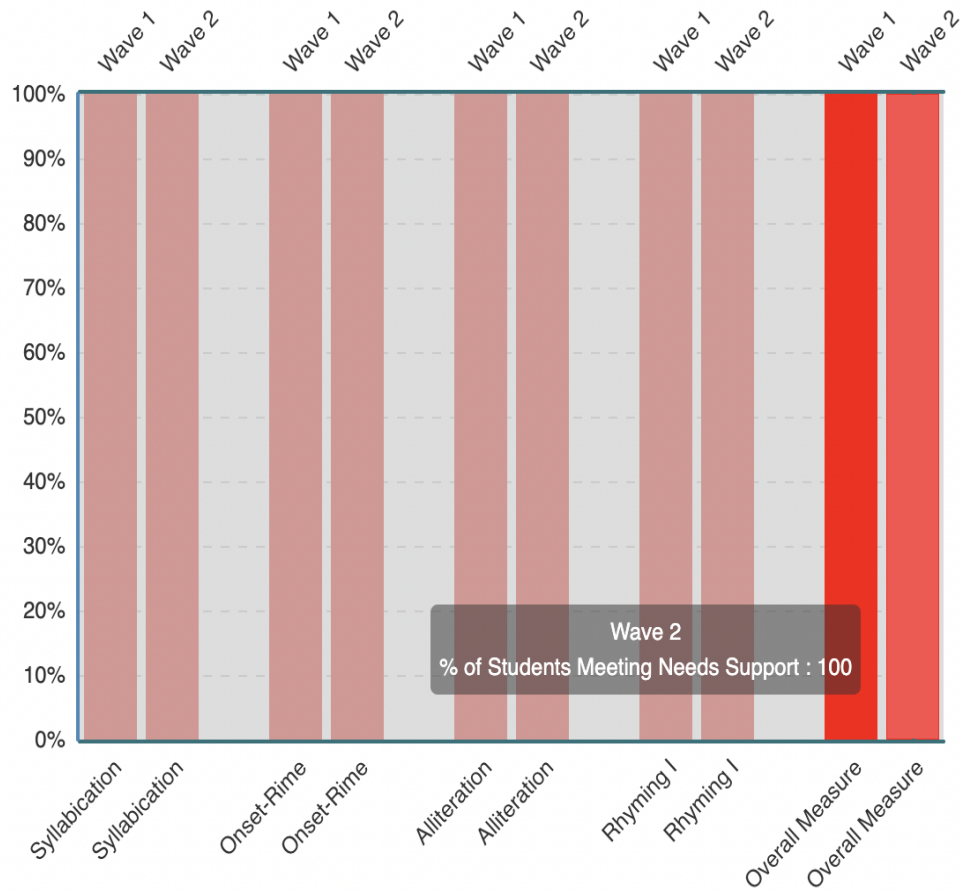
Class Benchmark Growth Report



Class Benchmark Growth Report



# Pre-Reading ECSE data

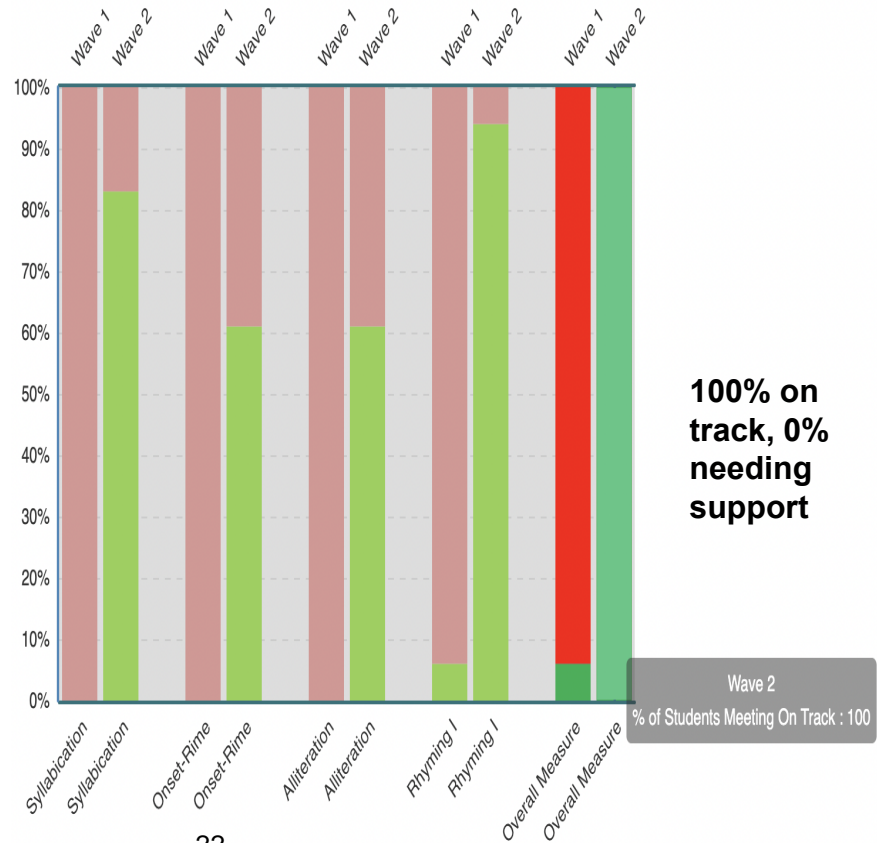
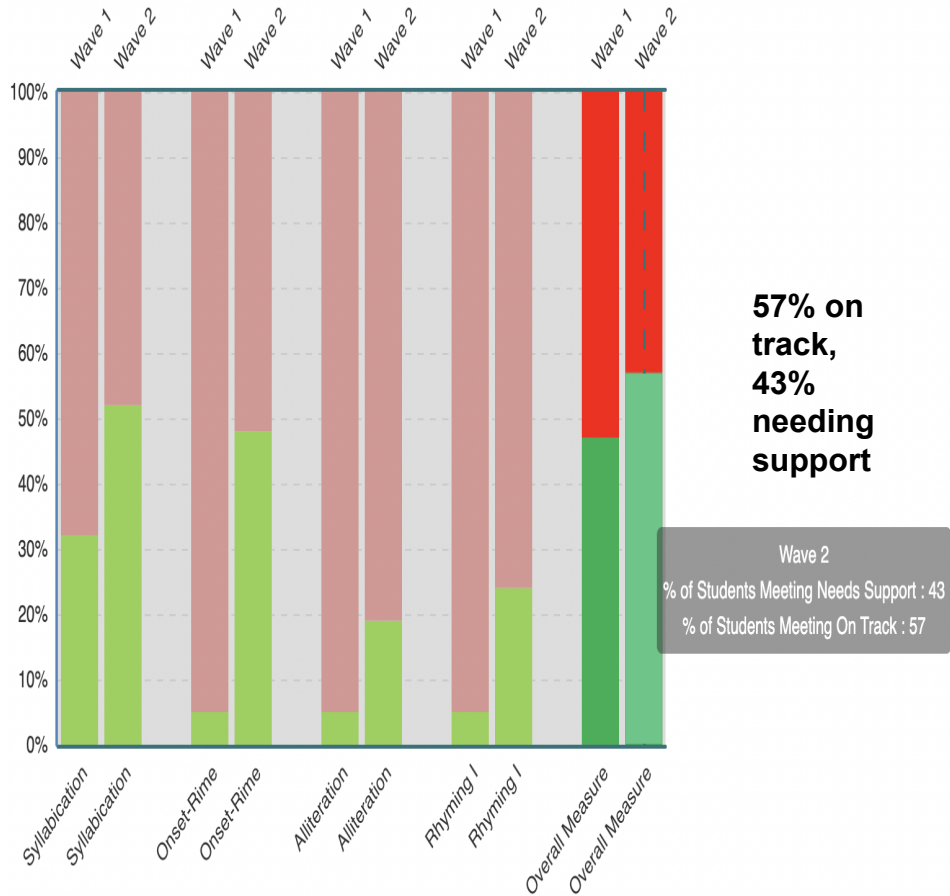


**Both classes need 100% support. Combined scores PK3<sub>1</sub> and PK4**

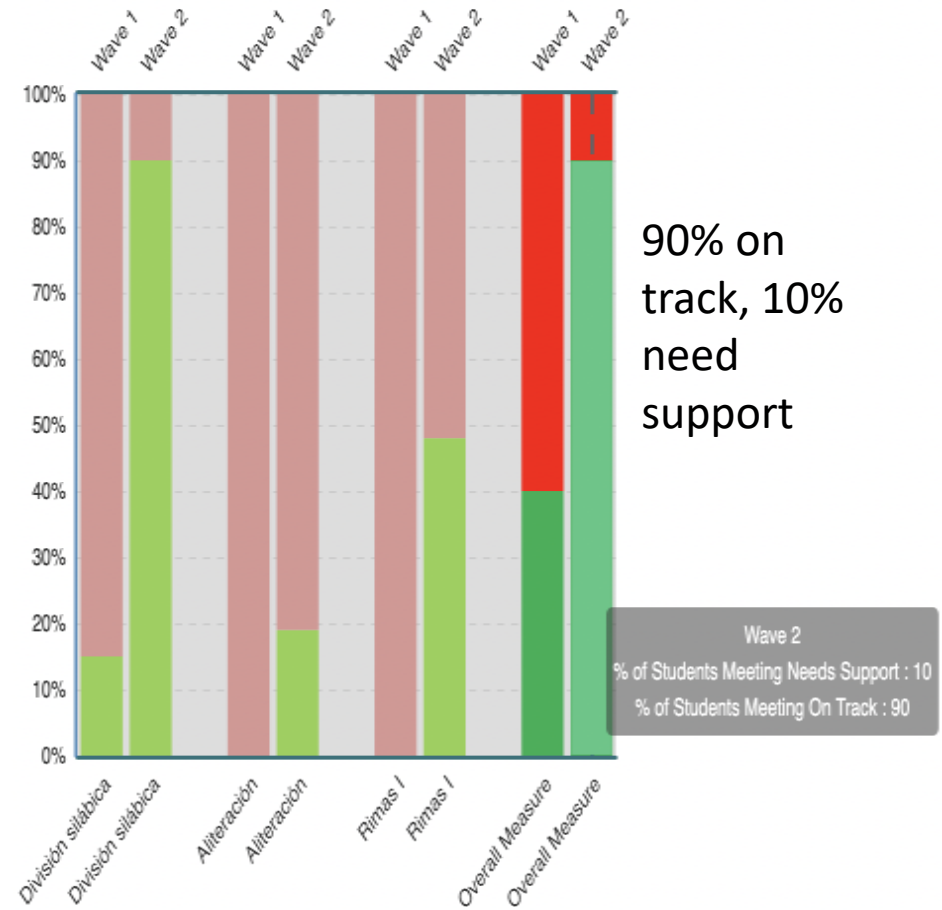
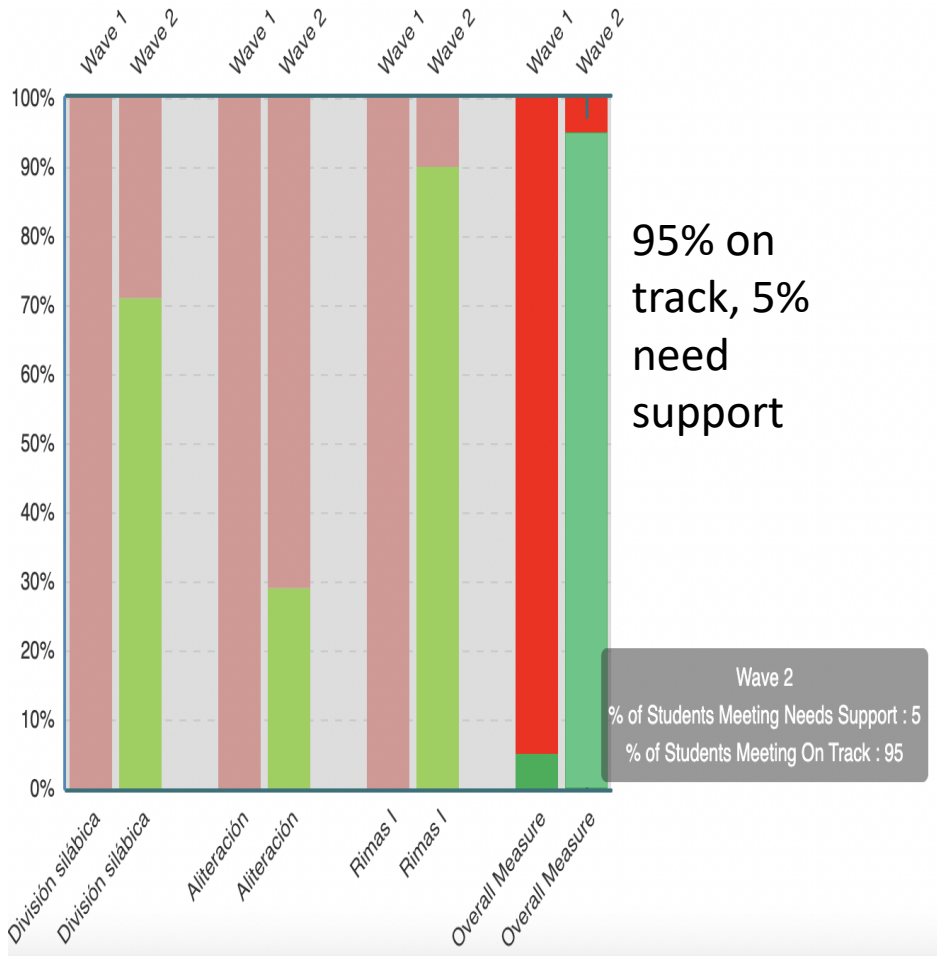


# Pre-Reading PK4 Monolingual

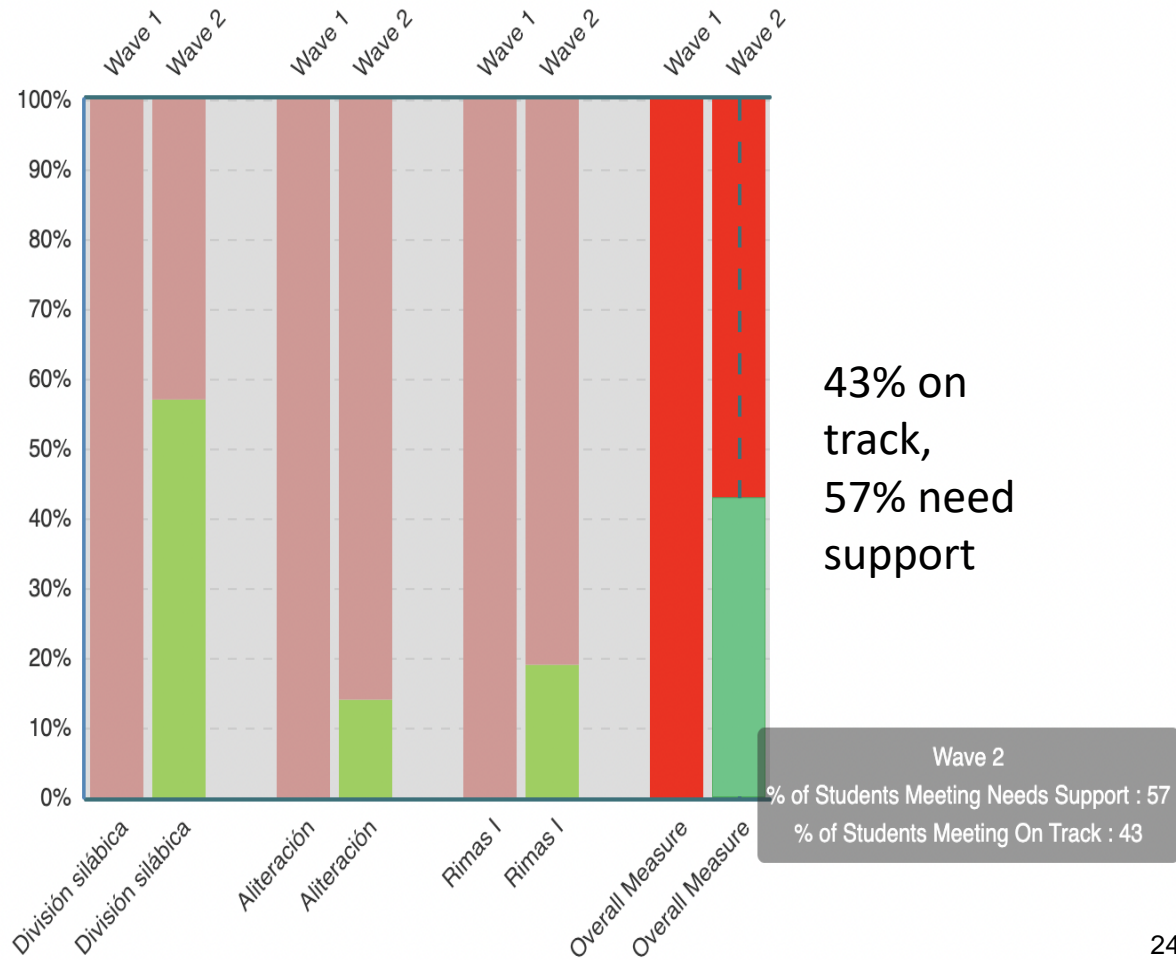
■ % at On Track   
 ■ % at Needs Support   
 ■ % at Monitor   
 ■ % at Out of Range   
 ■ % at On Track   
 ■ % at Monitor  
■ % at Out of Range   
■ % at Needs Support



# Pre-Reading PK4 Dual language



# Pre-Reading PK4 Dual language



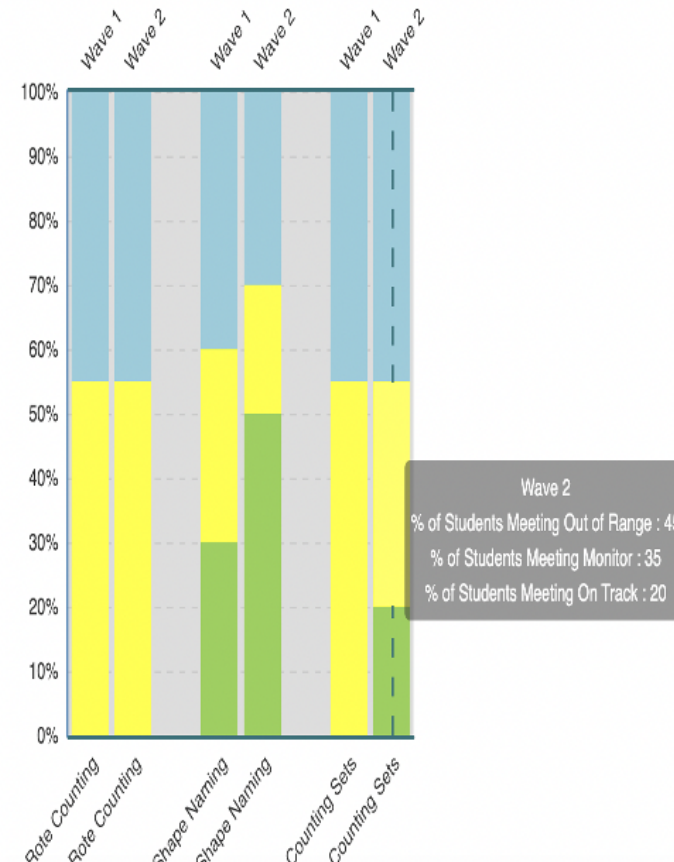
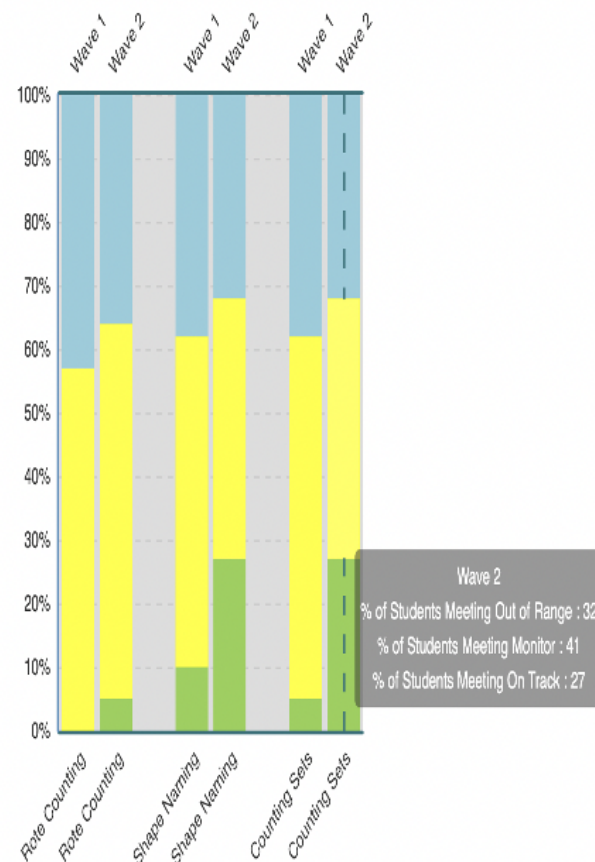
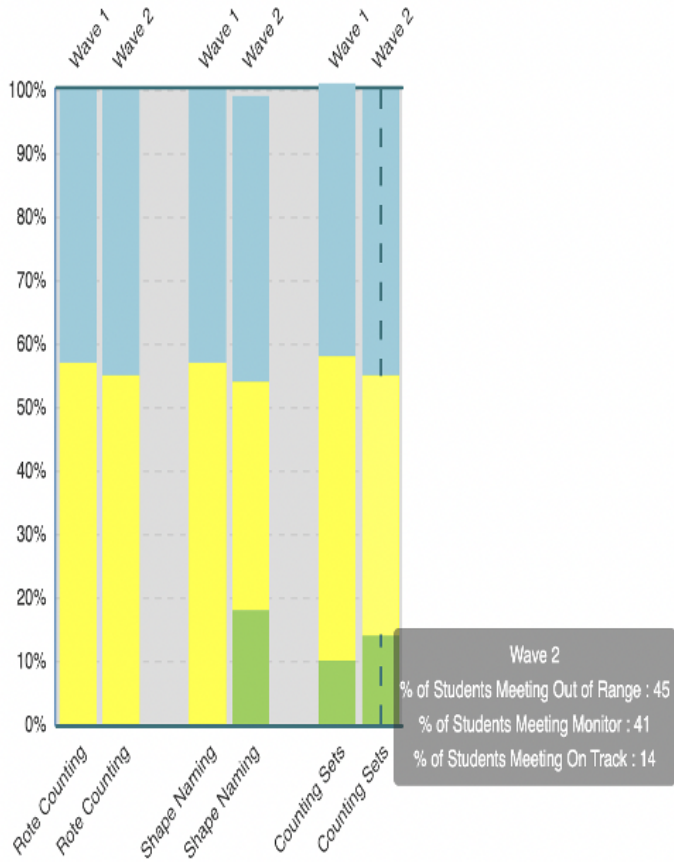
1. Who is struggling most based on the data?	2. Which circumstances surrounded struggling students and what is being done about it?	3. Why is it working for some students?	4. Which changes will happen based on the data?	5. How can the Board Help?
<p><b>ECSE students:</b></p>	<p>Our students are also being administrated the CIRCLE assessment. High (88%) percentage are non-verbal, testing accommodations were made to have the visuals aides directly from the assessment , extra time for response.</p>	<p>For some of our students receiving special education services, limited verbal language, processing delays, or communication differences can impact their ability to demonstrate knowledge within a timed or verbally administered assessment format. In these cases, a low score may reflect expressive or receptive language barriers rather than a lack of understanding.</p>	<p>We will utilize alternative progress monitoring tools and teacher observational data to capture growth that may not be reflected in a standardized assessment format. Our approach will be to provide targeted intervention, align assessment data with IEP goals, and ensure we are measuring growth in multiple ways to accurately reflect student progress.</p>	<p>PK3 began testing this year with CIRCLE due to giving the PK3 teachers the same opportunity as other grade levels who could be considered for the TIA award.</p> <p>Can an alternative assessment be considered to replace CIRCLE for these groups of students that is more age-appropriate.</p>
<p><b>PK3 students:</b></p>	<p>Many of our students are out of range for the CIRCLE assessment due to their age. All students are assessed but not all of them are scored.</p> <ul style="list-style-type: none"> <li>- 45% of monolingual students are not scored.</li> <li>- 45% of one dual class are not scored</li> <li>- 32% of the other dual class are not scored.</li> </ul>	<p>CLI benchmarks are grade-level expectations, but within a classroom, developmental readiness varies widely. This means a younger child may demonstrate meaningful growth in raw scores while still not meeting the benchmark cut score. In some cases, reports may show a low percentage or even zero percent in a domain, but that does not indicate a lack of growth. It indicates that the student has not yet crossed the benchmark threshold.</p> <ul style="list-style-type: none"> <li>• Older students are more likely to meet benchmarks earlier.</li> <li>• Younger students may show growth but remain below cut scores.</li> <li>• A 0% score can reflect developmental stage rather than lack of instruction.</li> </ul>	<p>We will strengthen core Tier 1 instruction, increasing small-group interventions, and using growth monitoring to adjust instruction in real time. Our focus is not just benchmark percentages but accelerating developmental growth and oral language development across the year.</p>	<p>Can an assessment be purchased that aligns with the PK3 curriculum "Frog Street or can one be created in-house?</p>



# Pre-Math

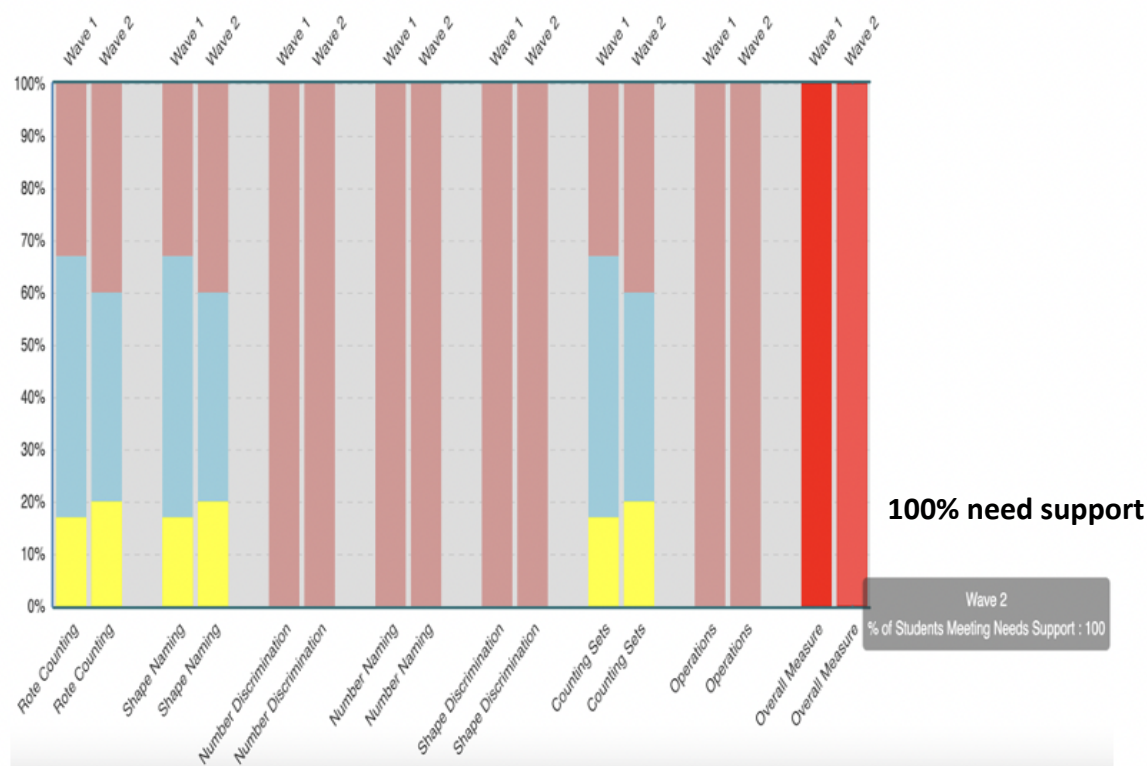
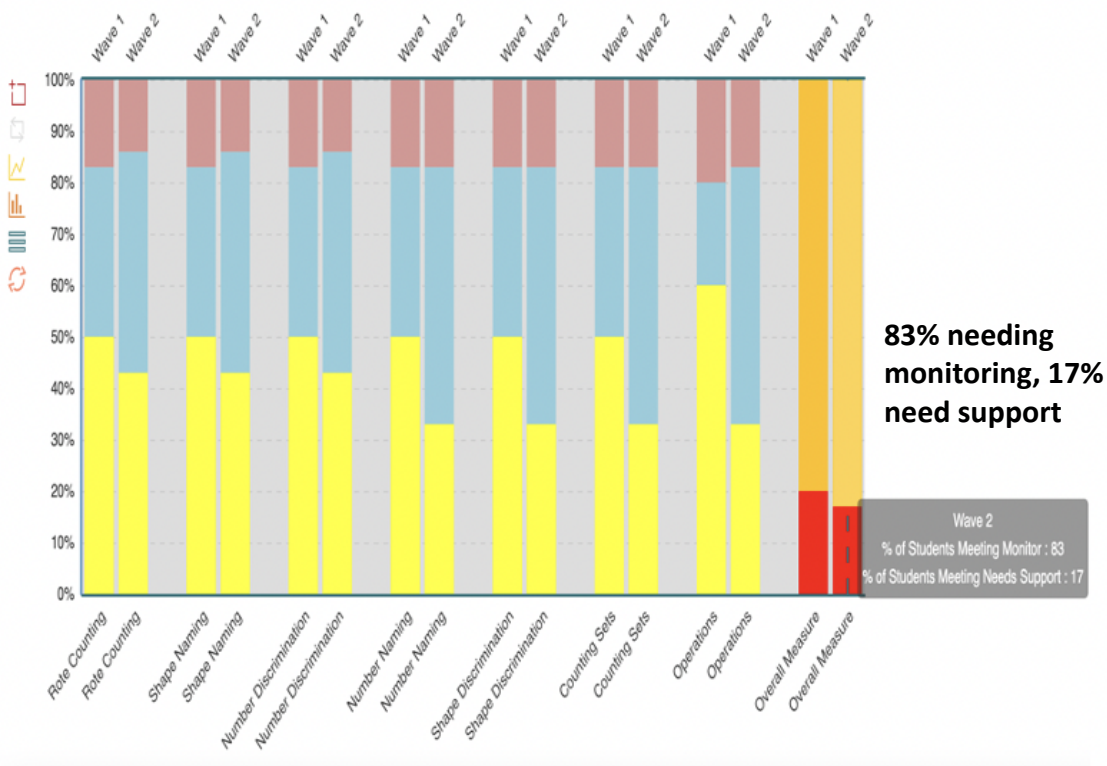
2020

■ % at On Track  
 ■ % at Needs Support  
 ■ % at Monitor  
 ■ % at Out of Range  
 ■ % at On Track  
 ■ % at Monitor  
 ■ % at Out of Range  
 ■ % at Needs Support



# Pre-Math combined

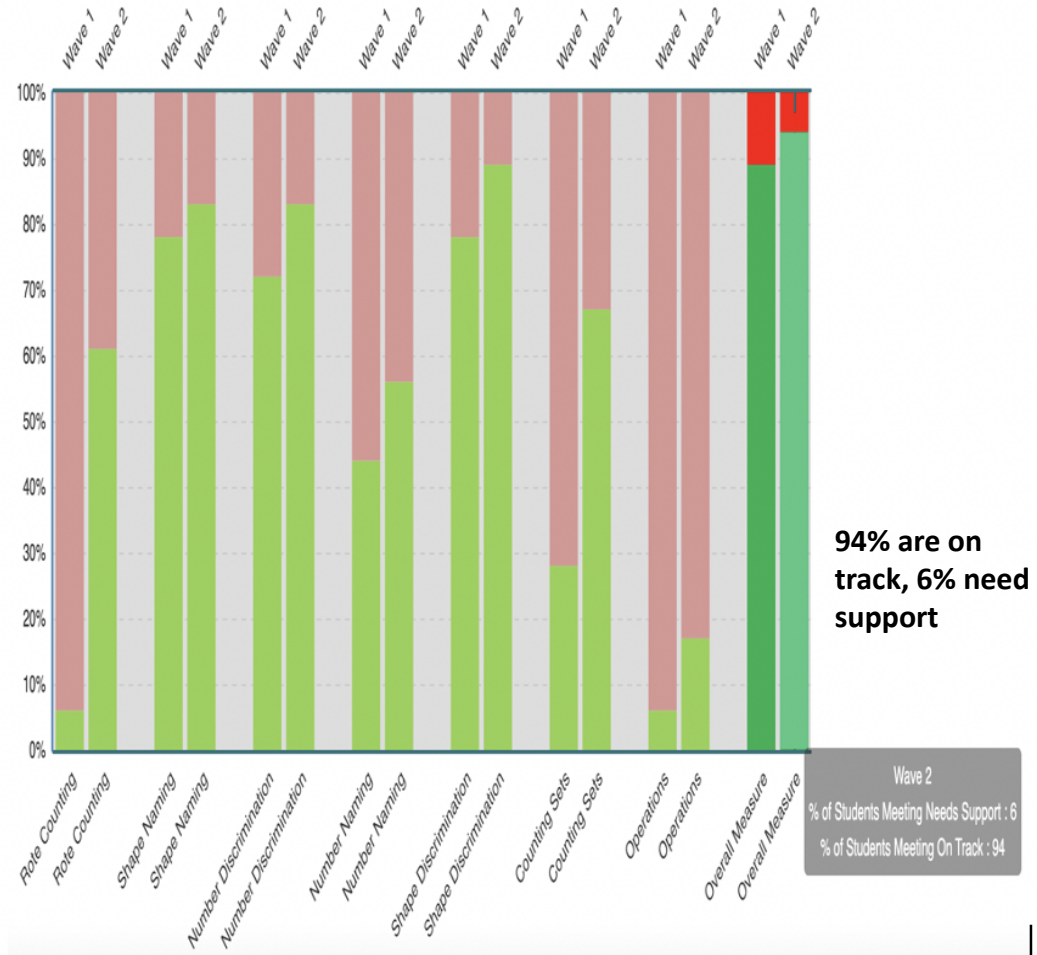
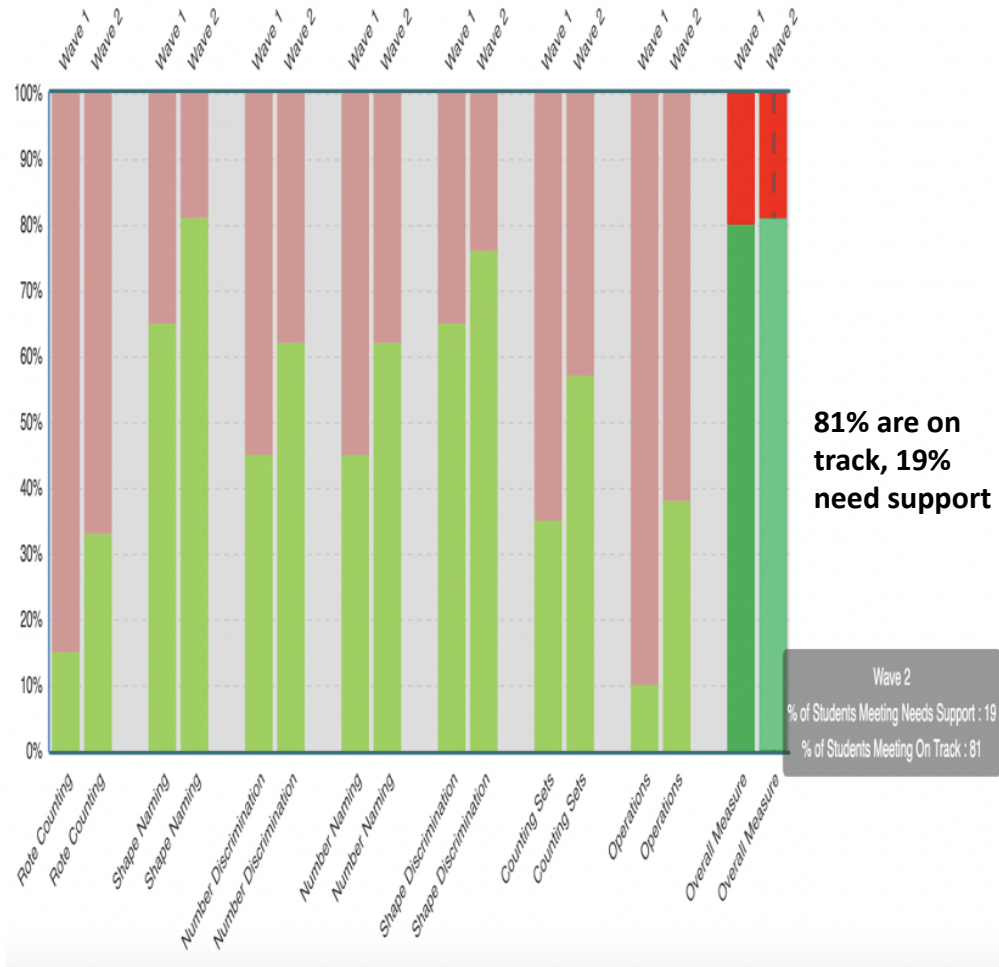
■ % at On Track   
 ■ % at Needs Support   
 ■ % at Monitor   
 ■ % at Out of Range   
 ■ % at On Track   
 ■ % at Monitor   
 ■ % at Out of Range   
 ■ % at Needs Support



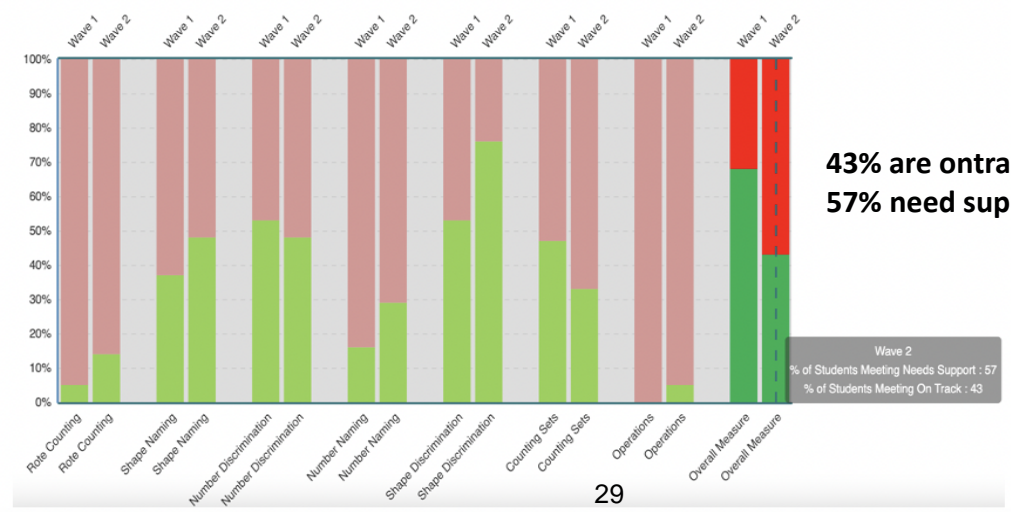
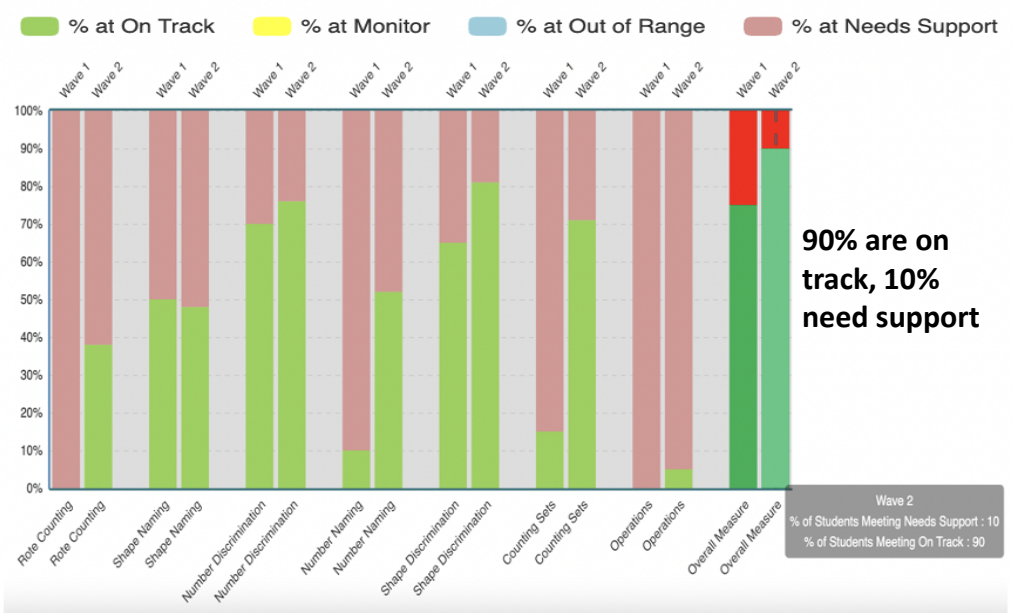
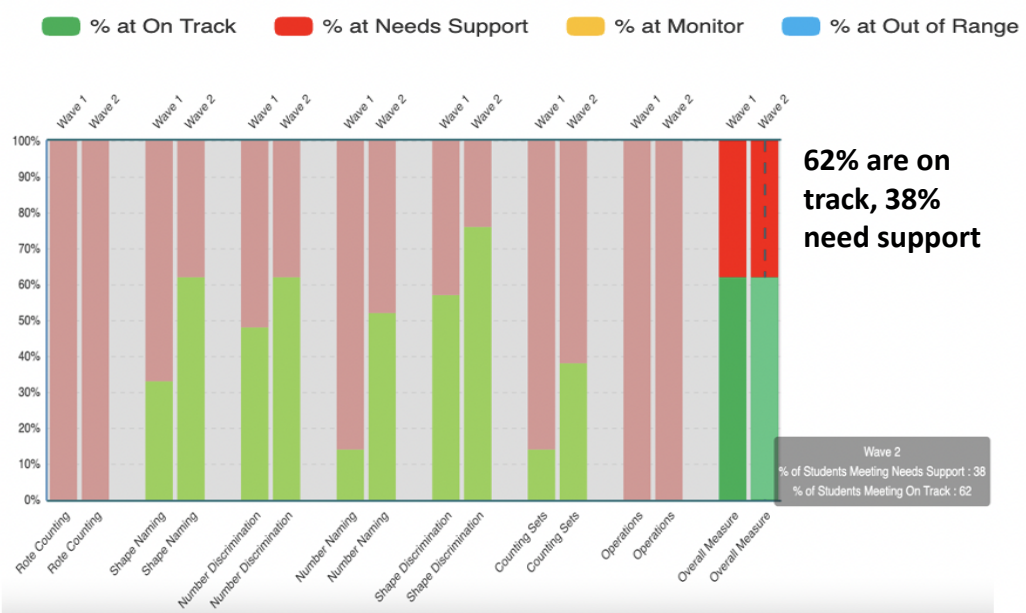
**The grade levels in each unit are combined, could not pull separate reports EE (PK3) from PK4 students data.**

# Pre-Math PK4

■ % at On Track   
 ■ % at Needs Support   
 ■ % at Monitor   
 ■ % at Out of Range   
 ■ % at On Track   
 ■ % at Monitor  
■ % at Out of Range   
■ % at Needs Support



# Pre-Math PK4 Dual language: Assessing in Eng



1. Who is struggling most based on the data?	2. Which circumstances surrounded struggling students and what is being done about it?	3. Why is it working for some students?	4. Which changes will happen based on the data	5. How can the Board Help?
<b>ECSE Students</b>	Our students are also being administrated the CIRCLE assessment. High (88%) percentage are non-verbal, testing accommodations were made to have the visuals aides directly from the assessment, extra time for response.	Students receiving special education services may struggle to demonstrate their knowledge on timed or verbally administered assessments due to language or processing challenges. As a result, low scores may reflect communication barriers rather than a lack of understanding.	Our approach will be to provide targeted intervention, align assessment data with IEP goals, and ensure we are measuring growth in multiple ways to accurately reflect student progress.	PK3 began testing this year with CIRCLE due to giving the PK3 teachers the same opportunity as other grade levels who could be considered for the TIA award.
<b>PK3 Students</b>	<p>Many of our students are out of range for the CIRCLE assessment due to their age. All students are assessed but not all of them are scored.</p> <ul style="list-style-type: none"> <li>- 45% of monolingual students are not scored.</li> <li>- 45% of one dual class are not scored</li> <li>- 32% of the other dual class are not scored.</li> </ul>	CLI benchmarks reflect grade-level expectations, but developmental readiness varies widely within a classroom. Younger students may show meaningful raw-score growth yet remain below cut scores, and even a 0% can reflect developmental stage rather than lack of instruction, while older students are more likely to meet benchmarks earlier.	To increase math outcomes in PK3 and dual language classrooms, we are strengthening daily math routines, embedding bilingual vocabulary instruction, increasing small-group intervention, and using hands-on learning strategies aligned to developmental readiness. Our goal is to accelerate foundational math skills while accounting for age and language acquisition.	<p>Can an alternative assessment be considered to replace CIRCLE for these groups of students that is more age-appropriate?</p> <p>Can an assessment be purchased that aligns with the PK3 curriculum "Frog Street or can one be created in-house?</p>
<b>Dual Language Students</b>	Math instruction for Dual Language students is conducted in English. The following skills in math are assessed in English: rote counting, shape naming, number discrimination, shape discrimination, number naming, counting sets, and operations.	When a student is still acquiring English, especially in PreK, they are simultaneously learning new vocabulary, sentence structure, and academic language. If math concepts are assessed in English before students have developed sufficient receptive language, scores may reflect language proficiency rather than true mathematical understanding.	We will increase the use of visual supports, manipulatives, gestures, and modeling to reduce language load during instruction. We will analyze data alongside language proficiency levels to ensure we are not misidentifying language acquisition as a math deficit.	Revisit the dual language model for instruction in Math for PK3. Ensure that the Dual Language Model supports vertical alignment.



# Attendance

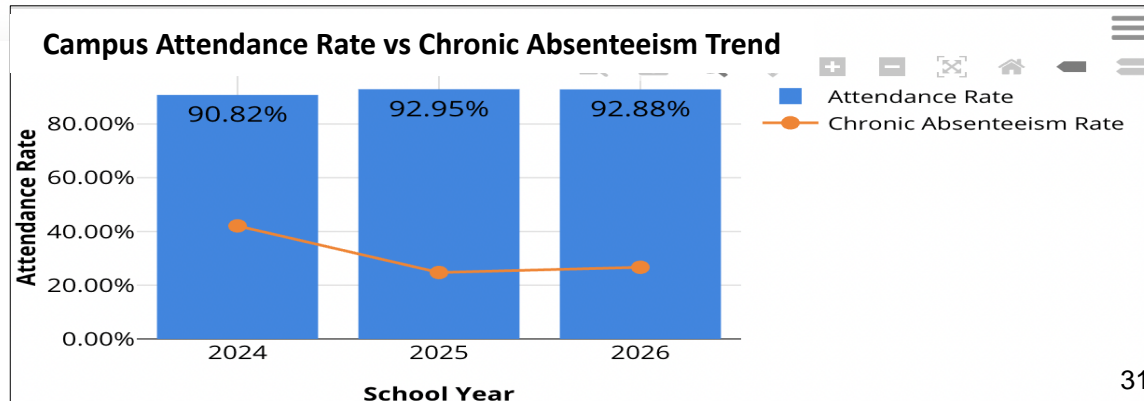
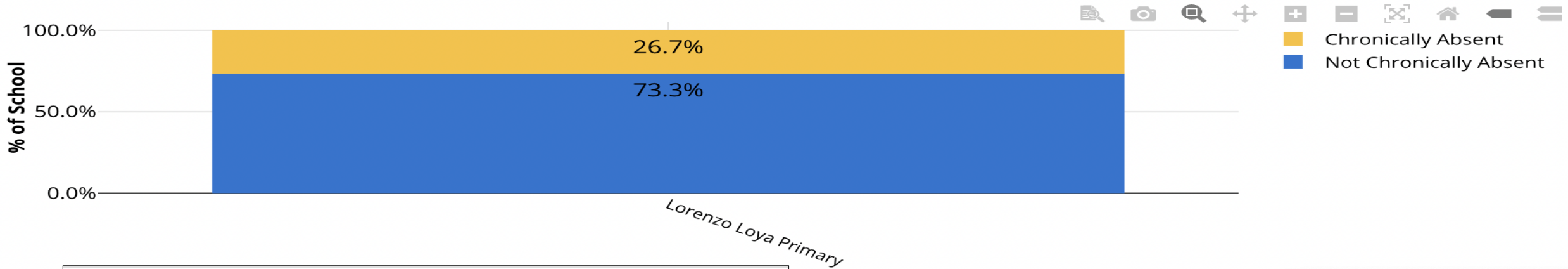
## Attendance Rate Analysis - Current Year

### Chronically Absent

What % Of Students Are Chronically Absent?  
**26.7%**

What is the Campus Average  
Attendance Rate?  
**92.88%**

### What Is The Chronic Absenteeism Rate By Building?



Current Campus Attendance Rate: **92.88%**  
as of 2/23/26






# Aligning with SEISD Board Goals

## **Ongoing PLC Focus:**

- Lesson alignment and giving teachers time to plan and collaborate
- Adjustments to Year-at-a-Glance (YAG) as needed
- Data-driven decision making: Digging in deeper to our data, looking at every individual student with each assessment and Student Learning Objective (SLO) goals to ensure students success
- Targeted supplemental intervention activities created by our Instructional Specialist to assist teachers and T-2s
- Authentic collaboration

## **Coaching model evidence:**

- Strengthened instructional practices through 9 documented coaching sessions with 5 teachers (through February)
- Modeled reflective growth by recording and debriefing a coaching session with Mrs. Anderson
- Collaborate consistently with the campus Instructional Specialist to address instructional needs
- Refined leadership practices by balancing T-TESS observations, weekly walkthroughs and coaching model sessions.

1. Who is struggling most based on the data?	2. Which circumstances surrounded struggling students and what is being done about it?	3. Why is it working for some students?	4. Which changes will happen based on the data	5. How can the Board Help?
<p>In reviewing the list of chronic absences, the majority of our students are out due to illness.</p>	<p>Students who are not performing at peer level have their areas of need communicated by teachers to parents.</p> <p>Upon returning to school, targeted small-group interventions are provided with support from both the teacher and the instructional (T-2).</p> <p>Intervention teacher is also working with students in small group</p> <p>A classroom lab for intervention was created by our IS to be used for additional support where T-2's and teachers can provide small group instruction.</p>	<p>Parent support is essential; we emphasize a strong home–school connection.</p>	<p>During the 2nd and 3rd nine weeks, attendance typically declines due to illness. This year, stomach viruses, respiratory infections (RSV), and hand, foot, and mouth disease accounted for many absences.</p> <p><b>Attendance Percentage:</b>  1st 9weeks: <b>96%</b>  2nd 9weeks: <b>93.03%</b></p>	<p>Continued support of attendance awareness to families.</p> 

# Focus on Social Emotional Learning

2025-2026  
#SanEliManoAMano





# Specialized Support Professional Development

Region 19 Special Education Department provided specialized training for teachers, instructional aides and the instructional support team to focus on supporting our students' emotional and behavioral needs.

- **July:**
  - Trauma Informed Practices for Early Childhood.
  - Managing Big Feelings and Building Strong teams in Pre-k.
- **October:**
  - Focusing on Young Student Needs.
- **February:**
  - Focus on young students' emotional care: Understanding **AUTISM**: Embracing Differences

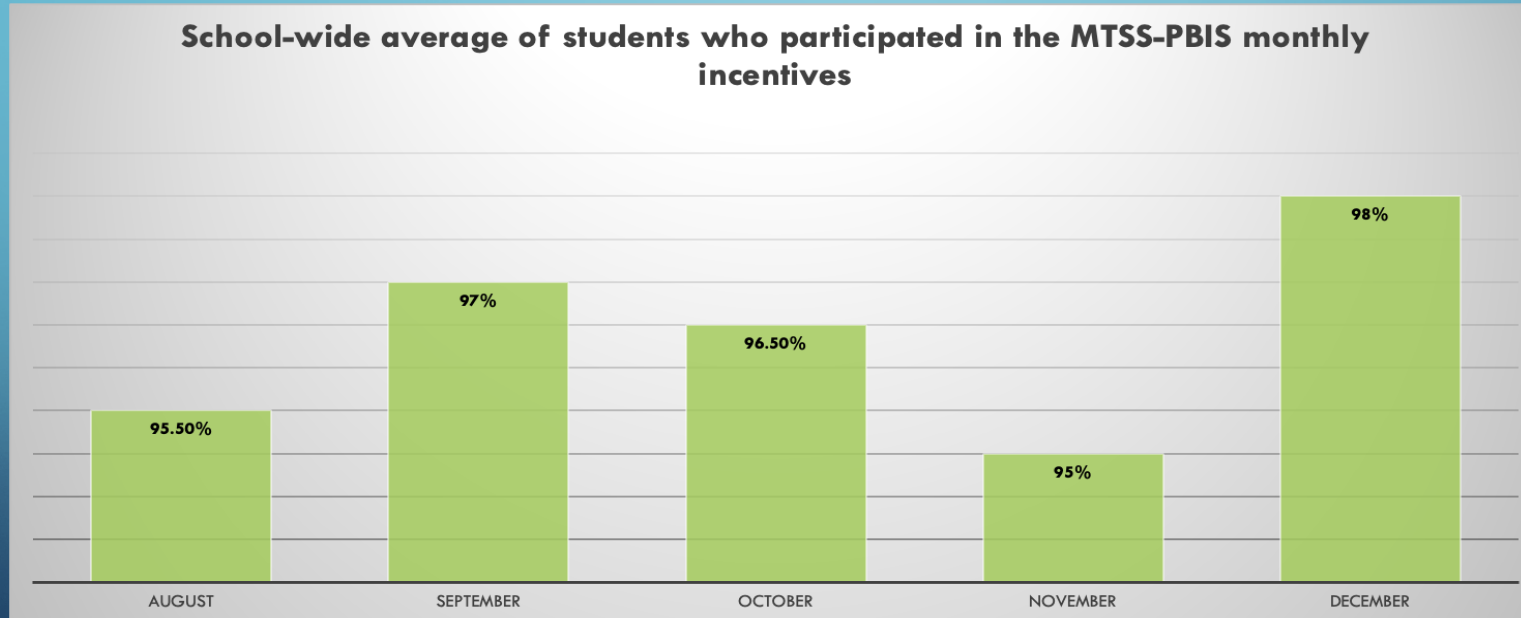
*Thank you to our Special Education Dept and C & I for your support in contracting Region 19*



## Region 19 training to support our focus on behavior

### MTSS-PBIS CAMPUS AVERAGE PARTICIPATION

School-wide average of students who participated in the MTSS-PBIS monthly incentives



# Loya Primary

# Lorenzo G. Loya Primary

2025 – 2026  
#SanEliManoAMano

Questions?





San Elizario ISD  
 P.O. Box 920  
 San Elizario, TX 79849  
 Phone: 915872.3900  
 Fax 915.872.3903

**MEMORANDUM**

**To:** Members of the Board of Trustees  
**From:** Elizabeth Perez, Chief Financial Officer  
**Subject:** Financial Reports – Tax Report  
**Date:** March 4, 2026

**HISTORY:** The primary source of state funding for Texas school districts is the Foundation School Program (FSP). This program ensures that all school districts, regardless of property wealth, receive “substantially equal access to similar revenue per student at similar tax effort.” The District’s current tax rate was approved at the September 16, 2025, Board meeting for a total rate of \$0.8853. The Maintenance & Operations (M&O) rate which pays for items such as staff salaries, supplies, materials, transportation and utilities was \$0.7156 while the Interest & Sinking (I&S) rate which pays for bonded debt was \$0.1697.

**RATIONALE** The purpose of this agenda item is to report collections made for the current 2025 tax year which is based on the levy billed on October 1, 2025.

**BUDGET:** Collections as of January 31, 2026, are summarized below.

	<b>M&amp;O</b>	<b>I&amp;S</b>	<b>Total</b>	<b>Collections</b>
Current Year Levy	\$2,273,280	\$539,094	\$2,812,374	
Current Year Collections	\$1,612,852	\$382,478	\$1,995,330	\$1,995,330
Current Year Levy Outstanding	\$660,429	\$156,616	\$817,045	
Prior Year Collections				\$83,092
Penalty & Interest Collections				\$24,541
Total Collections				\$2,102,963

**ADMINISTRATIVE RECOMMENDATION:** This report is for information only.

**For Approval?**  Yes  No

**If no, please check one:**  Presentation  Report  Information

**Please check if applicable:**  Attachment Included

The mission of the San Elizario Independent School District is to graduate students with innovative skills for 21st-century careers by focusing on academic and social skills, fostering transformative practices, and building community support through positive relationships between home and school.

EL PASO CONSOLIDATED TAX OFFICE  
PROPERTY TAX COLLECTION ANALYSIS  
9/1/2025 through 1/31/2026

JURISDICTION: 19 SAN ELIZARIO INDEPENDENT SCHOOL DISTRICT

PERIOD	CURRENT TAX YEAR (\$)		PRIOR YEARS (\$)		ALL YEARS (\$)			COLLECTION FEE (\$)	
	COLLECTED	CUMULATIVE	COLLECTED	CUMULATIVE	COLLECTED	CUMULATIVE	%	COLLECTED	CUMULATIVE
Sep 2025	-	-	51,076.15	51,076.15	51,076.15	51,076.15	1.82%	9,028.77	9,028.77
Oct 2025	28,774.29	28,774.29	8,712.45	59,788.60	37,486.74	88,562.89	3.15%	1,764.61	10,793.38
Nov 2025	135,401.54	164,175.83	13,113.12	72,901.72	148,514.66	237,077.55	8.43%	1,901.28	12,694.66
Dec 2025	855,586.24	1,019,762.07	17,065.33	89,967.05	872,651.57	1,109,729.12	39.46%	3,006.28	15,700.94
Jan 2026	975,567.45	1,995,329.52	17,666.72	107,633.77	993,234.17	2,102,963.29	74.78%	2,836.55	18,537.49
Feb 2026									
Mar 2026									
Apr 2026									
May 2026									
Jun 2026									
Jul 2026									
Aug 2026									

LEVY	CURRENT	PRIOR	ALL YEARS	REVENUE	CURRENT	PRIOR	ALL YEARS
Levy-Cert 7/25/2025	2,756,631.77	N/A	N/A	Total Levy Collected	1,995,329.52	83,092.43	2,078,421.95
Levy-Billed 10/1/2025	2,817,941.38	635,963.53	3,453,904.91	Total Penalty & Interest	-	24,541.34	24,541.34
Adjusted Levy YTD	2,812,374.21	606,636.36	3,419,010.57	Total Levy + P&I	1,995,329.52	107,633.77	2,102,963.29
Increase/Decrease	(5,567.17)	(29,327.17)	(34,894.34)	Taxes as percent of levy	70.95%	2.95%	73.90%
Levy Outstanding	817,044.69	523,543.93	1,340,588.62	P&I as percent of levy	0.00%	0.87%	0.87%
				Total as percent of levy	70.95%	3.82%	74.77%
				Collection Fee	-	18,537.49	18,537.49
				Total Collected YTD	1,995,329.52	126,171.26	2,121,500.78



San Elizario ISD  
P.O. Box 920  
San Elizario, TX 79849  
Phone: 915872.3900  
Fax 915.872.3903

## MEMORANDUM

**To:** Members of the Board of Trustees  
**From:** Elizabeth Perez, Chief Financial Officer  
**Subject:** Financial Reports – Financial Statements  
**Date:** March 4, 2026

---

**HISTORY:** The district’s fiscal year runs from July 1<sup>st</sup> through June 30<sup>th</sup>. The district’s fiscal accounts are audited annually, and the results were presented at a special meeting in February.

**RATIONALE:** The purpose of this agenda item is to present unaudited interim financial statements as of January 31, 2026, which are attached to this memo. Included are:

- Exhibit G-1: presents budget and actual amounts for the general fund
- Exhibit J-3: presents budget and actual amounts for the debt service fund
- Exhibit H-4: presents revenues and expenses for internal service funds

**BUDGET:** There is no budget impact associated with this agenda item.

**ADMINISTRATIVE RECOMMENDATION:** This report is for information only.

**For Approval?**  Yes  No

**If no, please check one:**  Presentation  Report  Information

**Please check if applicable:**  Attachment Included

---

The mission of the San Elizario Independent School District is to graduate students with innovative skills for 21st-century careers by focusing on academic and social skills, fostering transformative practices, and building community support through positive relationships between home and school.

A Proud Community of Champions – Soaring to Excellence!

SAN ELIZARIO ISD  
SCHEDULE OF REVENUES, EXPENDITURES, AND CHANGES IN FUND BALANCE  
BUDGET AND ACTUAL - GENERAL FUND - UNAUDITED  
FOR THE ONE MONTH ENDING JANUARY 31, 2026

Data Control Codes		Budgeted Amounts		Actual Amounts (GAAP BASIS)	Variance With Final Budget Positive or (Negative)
		Original	Final		
REVENUES:					
5700	Total Local and Intermediate Sources	\$ 3,093,147	\$ 3,093,147	2,103,777	\$ (989,370)
5800	State Program Revenues	31,231,757	31,440,069	19,727,585	(11,712,484)
5900	Federal Program Revenues	4,305,000	4,305,000	1,890,383	(2,414,617)
5020	Total Revenues	<u>38,629,904</u>	<u>38,838,216</u>	<u>23,721,745</u>	<u>(15,116,471)</u>
EXPENDITURES:					
Current:					
0011	Instruction	19,734,074	19,947,780	11,515,992	8,431,788
0012	Instructional Resources and Media Services	67,426	67,426	36,498	30,928
0013	Curriculum and Instructional Staff Development	859,460	859,460	440,681	418,779
0021	Instructional Leadership	744,080	774,432	438,634	335,798
0023	School Leadership	2,102,639	2,113,090	1,150,297	962,794
0031	Guidance, Counseling and Evaluation Services	1,503,569	1,502,069	713,545	788,524
0032	Social Work Services	50,039	100,039	56,265	43,774
0033	Health Services	427,494	427,494	273,359	154,136
0034	Student (Pupil) Transportation	1,421,379	1,421,379	822,400	598,979
0035	Food Services	3,310,425	3,310,425	1,862,815	1,447,610
0036	Extracurricular Activities	909,279	1,024,279	652,471	371,808
0041	General Administration	1,707,954	1,857,954	1,025,410	832,544
0051	Facilities Maintenance and Operations	5,317,942	5,314,942	2,391,694	2,923,247
0052	Security and Monitoring Services	608,150	1,111,663	734,246	377,417
0053	Data Processing Services	1,170,851	1,170,851	730,767	440,084
0061	Community Services	15,030	15,030	6,299	8,731
Debt Service:					
0071	Debt Service	319,725	283,815	189,976	93,839
Capital Outlay:					
0081	Facilities Acquisition and Construction	-	-	-	-
Intergovernmental:					
0099	Other Intergovernmental Charges	51,700	51,700	22,868	28,832
6030	Total Expenditures	<u>40,321,216</u>	<u>41,353,829</u>	<u>23,064,218</u>	<u>18,289,611</u>
1100	Excess (Deficiency) of Revenues Over(Under) Expenditures	<u>(1,691,312)</u>	<u>(2,515,613)</u>	<u>657,527</u>	<u>3,173,140</u>
OTHER FINANCING SOURCES (USES):					
7912	Sale of Real and Personal Property	25,000	25,000	9,913	(15,087)
7915	Transfers In	-	-	-	-
8911	Transfers Out (Use)	-	-	-	-
7080	Total Other Financing Sources (Uses)	<u>25,000</u>	<u>25,000</u>	<u>9,913</u>	<u>(15,087)</u>
1200	Net Changes in Fund Balances	<u>(1,666,312)</u>	<u>(2,490,613)</u>	<u>667,440</u>	<u>3,158,053</u>
0100	Fund Balance - July 1 (Beginning)	-	14,185,974	14,185,974	-
3000	Fund Balance - June 30 (Ending)	<u>\$ (1,666,312)</u>	<u>\$ 11,695,361</u>	<u>\$ 14,853,414</u>	<u>\$ 3,158,053</u>

SAN ELIZARIO ISD  
SCHEDULE OF REVENUES, EXPENDITURES, AND CHANGES IN FUND BALANCE  
BUDGET AND ACTUAL - DEBT SERVICE FUND - UNAUDITED  
FOR THE ONE MONTH ENDING JANUARY 31, 2026

Data Control Codes	Budgeted Amounts		Actual Amounts (GAAP BASIS)	Variance With Final Budget Positive or (Negative)	
	Original	Final			
REVENUES:					
5700	Total Local and Intermediate Sources	\$ 527,252	\$ 527,252	\$ 420,275	\$ (106,977)
5800	State Program Revenues	1,245,681	1,245,681	1,150,870	(94,811)
5020	Total Revenues	<u>1,772,933</u>	<u>1,772,933</u>	<u>1,571,145</u>	<u>(201,788)</u>
EXPENDITURES:					
Debt Service:					
0071	Debt Service	1,727,225	1,727,225	407,614	1,319,611
6030	Total Expenditures	<u>1,727,225</u>	<u>1,727,225</u>	<u>407,614</u>	<u>1,319,611</u>
1100	Excess (Deficiency) of Revenues Over(Under) Expenditures	<u>45,708</u>	<u>45,708</u>	<u>1,163,531</u>	<u>1,117,823</u>
OTHER FINANCING SOURCES (USES):					
7915	Transfers In	-	-	\$ -	-
7916	Premium or Discount on Issuance of Bonds	-	-	-	-
8949	Transfers Out (Use)	-	-	-	-
7080	Total Other Financing Sources (Uses)	<u>-</u>	<u>-</u>	<u>-</u>	<u>-</u>
1200	Net Changes in Fund Balances	45,708	45,708	1,163,531	1,117,823
0100	Fund Balance - July 1 (Beginning)	-	341,499	341,499	-
3000	Fund Balance - June 30 (Ending)	<u>\$ 45,708</u>	<u>\$ 387,207</u>	<u>\$ 1,505,030</u>	<u>\$ 1,117,823</u>

SAN ELIZARIO ISD  
 COMBINING STATEMENT OF REVENUES, EXPENSES AND CHANGES IN FUND NET POSITION  
 INTERNAL SERVICE FUNDS - UNAUDITED  
 FOR THE ONE MONTH ENDING JANUARY 31, 2026

	753 Self Insurance Health Fund	770 Self Insurance W/ Comp Fund	Total Internal Service Funds
<b>OPERATING REVENUES:</b>			
Local and Intermediate Sources	\$ 569,887	\$ 41,161	\$ 611,048
Total Operating Revenues	<u>569,887</u>	<u>41,161</u>	<u>611,048</u>
<b>OPERATING EXPENSES:</b>			
Professional and Contracted Services	1,157,410	132,033	1,289,443
Other Operating Costs	170,192	-	170,192
Total Operating Expenses	<u>1,327,602</u>	<u>132,033</u>	<u>1,459,634</u>
Operating Income (Loss)	<u>(757,715)</u>	<u>(90,871)</u>	<u>(848,586)</u>
<b>NONOPERATING REVENUES (EXPENSES):</b>			
Earnings from Temporary Deposits & Investments	108	33,142	33,250
Total Nonoperating Revenues (Expenses)	<u>108</u>	<u>33,142</u>	<u>33,250</u>
Income (Loss) Before Transfers	<u>(757,607)</u>	<u>(57,729)</u>	<u>(815,336)</u>
Transfer In	-	-	-
Change in Net Position	<u>(757,607)</u>	<u>(57,729)</u>	<u>(815,336)</u>
Total Net Position - July 1 (Beginning)	<u>(558,907)</u>	<u>909,946</u>	<u>351,039</u>
Total Net Position - June 30 (Ending)	<u>\$ (1,316,514)</u>	<u>\$ 852,217</u>	<u>\$ (464,297)</u>



San Elizario ISD  
P.O. Box 920  
San Elizario, TX 79849  
Phone: 915872.3900  
Fax 915.872.3903

**MEMORANDUM**

**To:** Members of the Board of Trustees  
**From:** Elizabeth Perez, Chief Financial Officer  
**Subject:** Financial Reports – Investment Report  
**Date:** March 04, 2026

---

**HISTORY:** Not less than quarterly, the investment officer shall prepare and submit to the board a written report of investment transactions for all funds covered by the Public Funds Investment Act for the preceding report period in accordance with section 2256.023 of the Texas Government Code.

**RATIONALE:** The purpose of this agenda item is to present the investment report for the month of January 31, 2026.

**BUDGET:** Interest earned by fund is summarized in the investment report which is attached.

**ADMINSTRATIVE RECOMMENDATION:** This report is for information only.

**For Approval?**  Yes  No

**If no, please check one:**  Presentation  Report  Information

**Please check if applicable:**  Attachment Included

---

The mission of the San Elizario Independent School District is to graduate students with innovative skills for 21st-century careers by focusing on academic and social skills, fostering transformative practices, and building community support through positive relationships between home and school.

A Proud Community of Champions – Soaring to Excellence!

San Elizario I.S.D.  
 Statement of Interest Earned  
 For The One Month Ending January 31, 2026

General Fund	\$	247,741.70
Interest & Sinking (Debt Service) Fund	\$	8,855.84
Capital Projects Fund	\$	10,002.74
Health Insurance Fund	\$	108.11
Workers Compensation Fund	\$	33,141.92
<b>Total</b>	<b>\$</b>	<b><u>299,850.31</u></b>

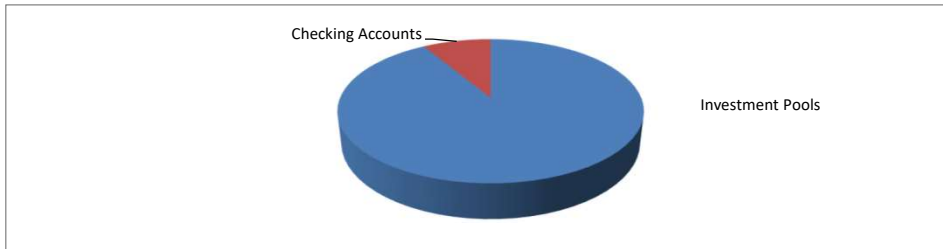
We, the undersigned Investment Officers, do hereby certify that the above investment information, is in compliance with Board Policy (CDA Local) and requirements stated in Sec. 2256.023 of the PFIA.

*Elizabeth Perez*  
 Chief Financial Officer

February 24, 2026  
 Date

<b>Portfolio Diversification</b>
----------------------------------

By Investment Type	Current Market Value	Portfolio %	Investment Maturity
Investment Pools	\$ 16,042,791	91.37%	Overnight
Checking Accounts	\$ 1,514,886	8.63%	Overnight
	<u>\$ 17,557,677</u>		



**General Fund**

**Wells Fargo- General Operating Checking Account**

<i>Beginning Date</i>	<i>Ending Date</i>	<i>Maturity</i>	<i>Bank Balance</i>	<i>Earnings Allowance</i>	<i>Net Earnings Allowance</i>
01-Jul-25	31-Jul-25	Overnight	\$ 838,994.15	1.20%	\$ 886.16
01-Aug-25	31-Aug-25	Overnight	\$ 607,050.05	1.20%	\$ 842.36
01-Sep-25	30-Sep-25	Overnight	\$ 239,186.25	1.00%	\$ 689.70
01-Oct-25	31-Oct-25	Overnight	\$ 813,294.44	1.00%	\$ 743.11
01-Nov-25	30-Nov-25	Overnight	\$ 1,143,751.69	0.80%	\$ 790.98
01-Dec-25	31-Dec-25	Overnight	\$ 1,244,437.27	0.60%	\$ 682.71
01-Jan-26	31-Jan-26	Overnight	\$ 1,260,446.55	0.60%	\$ 732.85
01-Feb-26	28-Feb-26	Overnight			
01-Mar-26	31-Mar-26	Overnight			
01-Apr-26	30-Apr-26	Overnight			
01-May-26	31-May-26	Overnight			
01-Jun-26	30-Jun-26	Overnight			

Net Earnings Allowance: **\$ 5,367.87**

*Earnings allowance is earned based on the available bank balance and is used to offset monthly bank analyzed charges.*

**Wells Fargo- Food Service Checking Account**

<i>Beginning Date</i>	<i>Ending Date</i>	<i>Maturity</i>	<i>Bank Balance</i>	<i>Earnings Allowance</i>	<i>Net Earnings Allowance</i>
01-Jul-25	31-Jul-25	Overnight	\$ 132,847.70	0.00%	\$ -
01-Aug-25	31-Aug-25	Overnight	\$ 143,984.60	0.00%	\$ -
01-Sep-25	30-Sep-25	Overnight	\$ 156,125.25	0.00%	\$ -
01-Oct-25	31-Oct-25	Overnight	\$ 170,901.90	0.00%	\$ -
01-Nov-25	30-Nov-25	Overnight	\$ 190,086.11	0.00%	\$ -
01-Dec-25	31-Dec-25	Overnight	\$ 199,193.51	0.00%	\$ -
01-Jan-26	31-Jan-26	Overnight	\$ 208,789.29	0.00%	\$ -
01-Feb-26	28-Feb-26	Overnight		0.00%	\$ -
01-Mar-26	31-Mar-26	Overnight		0.00%	\$ -
01-Apr-26	30-Apr-26	Overnight		0.00%	\$ -
01-May-26	31-May-26	Overnight		0.00%	\$ -
01-Jun-26	30-Jun-26	Overnight		0.00%	\$ -

Net Earnings Allowance: **\$ -**

*This bank balance is combined with the general operating account for the purpose of the earning allowance.*

**Lone Star Investment Pool- Corporate Overnight Plus Fund**

<i>Beginning Date</i>	<i>Ending Date</i>	<i>Maturity</i>	<i>Bank Balance</i>	<i>Interest Rate</i>	<i>Interest Earned</i>
01-Jul-25	31-Jul-25	Overnight	\$ 1,922,931.48	4.44%	\$ 5,819.01
01-Aug-25	31-Aug-25	Overnight	\$ 716,792.31	4.43%	\$ 4,460.75
01-Sep-25	30-Sep-25	Overnight	\$ 4,426,993.63	4.39%	\$ 3,748.94
01-Oct-25	31-Oct-25	Overnight	\$ 3,306,062.05	4.28%	\$ 13,746.31
01-Nov-25	30-Nov-25	Overnight	\$ 2,741,365.93	4.14%	\$ 9,131.80
01-Dec-25	31-Dec-25	Overnight	\$ 5,345,560.39	4.03%	\$ 12,179.74
01-Jan-26	31-Jan-26	Overnight	\$ 5,593,957.40	3.91%	\$ 17,984.60
01-Feb-26	28-Feb-26	Overnight			
01-Mar-26	31-Mar-26	Overnight			
01-Apr-26	30-Apr-26	Overnight			
01-May-26	31-May-26	Overnight			
01-Jun-26	30-Jun-26	Overnight			

Interest Earned: **\$ 67,071.15**

**Lone Star Investment Pool- Corporate Overnight Fund**

<i>Beginning Date</i>	<i>Ending Date</i>	<i>Maturity</i>	<i>Bank Balance</i>	<i>Interest Rate</i>	<i>Interest Earned</i>
01-Jul-25	31-Jul-25	Overnight	\$ 217,776.80	4.42%	\$ 813.98
01-Aug-25	31-Aug-25	Overnight	\$ 218,598.17	4.42%	\$ 817.23
01-Sep-25	30-Sep-25	Overnight	\$ 219,382.50	4.37%	\$ 784.33
01-Oct-25	31-Oct-25	Overnight	\$ 220,177.10	4.26%	\$ 794.60
01-Nov-25	30-Nov-25	Overnight	\$ 220,916.97	4.09%	\$ 739.87
01-Dec-25	31-Dec-25	Overnight	\$ 221,659.83	3.96%	\$ 742.86
01-Jan-26	31-Jan-26	Overnight	\$ 222,385.37	3.85%	\$ 725.54
01-Feb-26	28-Feb-26	Overnight			
01-Mar-26	31-Mar-26	Overnight			
01-Apr-26	30-Apr-26	Overnight			
01-May-26	31-May-26	Overnight			
01-Jun-26	30-Jun-26	Overnight			

Interest Earned: **\$ 5,418.41**

**Lone Star Investment Pool- Government Overnight Fund**

<i>Beginning Date</i>	<i>Ending Date</i>	<i>Maturity</i>	<i>Bank Balance</i>	<i>Interest Rate</i>	<i>Interest Earned</i>
01-Jul-25	31-Jul-25	Overnight	\$ 4,761,132.40	4.31%	\$ 17,348.31
01-Aug-25	31-Aug-25	Overnight	\$ 3,100,267.40	4.31%	\$ 16,865.29
01-Sep-25	30-Sep-25	Overnight	\$ 2,597,252.22	4.25%	\$ 9,705.71
01-Oct-25	31-Oct-25	Overnight	\$ 2,640,827.00	4.14%	\$ 9,218.52
01-Nov-25	30-Nov-25	Overnight	\$ 2,763,254.65	3.97%	\$ 8,798.82
01-Dec-25	31-Dec-25	Overnight	\$ 3,290,804.87	3.81%	\$ 9,541.79
01-Jan-26	31-Jan-26	Overnight	\$ 4,016,687.16	3.70%	\$ 11,602.38
01-Feb-26	28-Feb-26	Overnight			
01-Mar-26	31-Mar-26	Overnight			
01-Apr-26	30-Apr-26	Overnight			
01-May-26	31-May-26	Overnight			
01-Jun-26	30-Jun-26	Overnight			
Interest Earned:					<b>\$ 83,080.82</b>

**Texas CLASS Investment Pool- General Fund**

<i>Beginning Date</i>	<i>Ending Date</i>	<i>Maturity</i>	<i>Bank Balance</i>	<i>Interest Rate</i>	<i>Interest Earned</i>
01-Jul-25	31-Jul-25	Overnight	\$ 3,698,009.69	4.41%	\$ 13,812.13
01-Aug-25	31-Aug-25	Overnight	\$ 3,711,822.53	4.39%	\$ 13,812.84
01-Sep-25	30-Sep-25	Overnight	\$ 3,725,114.46	4.35%	\$ 13,291.93
01-Oct-25	31-Oct-25	Overnight	\$ 3,738,663.74	4.28%	\$ 13,549.28
01-Nov-25	30-Nov-25	Overnight	\$ 3,751,303.72	4.11%	\$ 12,639.98
01-Dec-25	31-Dec-25	Overnight	\$ 3,763,968.94	3.97%	\$ 12,665.22
01-Jan-26	31-Jan-26	Overnight	\$ 3,776,309.85	3.85%	\$ 12,340.91
01-Feb-26	28-Feb-26	Overnight			
01-Mar-26	31-Mar-26	Overnight			
01-Apr-26	30-Apr-26	Overnight			
01-May-26	31-May-26	Overnight			
01-Jun-26	30-Jun-26	Overnight			
Interest Earned:					<b>\$ 92,112.29</b>

**Wells Fargo- San Elizario High School Account**

<i>Beginning Date</i>	<i>Ending Date</i>	<i>Maturity</i>	<i>Bank Balance</i>	<i>Earnings Allowance</i>	<i>Net Earnings Allowance</i>
01-Jul-25	31-Jul-25	Overnight	\$ 14,782.53	0.68%	\$ 8.55
01-Aug-25	31-Aug-25	Overnight	\$ 15,560.42	0.68%	\$ 8.73
01-Sep-25	30-Sep-25	Overnight	\$ 17,899.36	0.64%	\$ 8.78
01-Oct-25	31-Oct-25	Overnight	\$ 18,729.30	0.58%	\$ 8.95
01-Nov-25	30-Nov-25	Overnight	\$ 19,385.43	0.48%	\$ 7.55
01-Dec-25	31-Dec-25	Overnight	\$ 20,237.33	0.48%	\$ 8.10
01-Jan-26	31-Jan-26	Overnight	\$ 20,833.91	0.48%	\$ 8.37
01-Feb-26	28-Feb-26	Overnight			
01-Mar-26	31-Mar-26	Overnight			
01-Apr-26	30-Apr-26	Overnight			
01-May-26	31-May-26	Overnight			
01-Jun-26	30-Jun-26	Overnight			
Interest Earned:					<b>\$ 59.03</b>

Total General Fund Interest Earned **\$ 247,741.70**

**Interest & Sinking Fund (Debt Service)**

**Lone Star Investment Pool- Corporate Overnight Plus Fund**

<i>Beginning Date</i>	<i>Ending Date</i>	<i>Maturity</i>	<i>Bank Balance</i>	<i>Interest Rate</i>	<i>Interest Earned</i>
01-Jul-25	31-Jul-25	Overnight	\$ 141,771.92	4.44%	\$ 532.47
01-Aug-25	31-Aug-25	Overnight	\$ 142,305.81	4.43%	\$ 533.89
01-Sep-25	30-Sep-25	Overnight	\$ 142,818.86	4.39%	\$ 513.05
01-Oct-25	31-Oct-25	Overnight	\$ 143,338.42	4.28%	\$ 519.56
01-Nov-25	30-Nov-25	Overnight	\$ 143,825.62	4.14%	\$ 487.20
01-Dec-25	31-Dec-25	Overnight	\$ 144,317.40	4.03%	\$ 491.78
01-Jan-26	31-Jan-26	Overnight	\$ 144,796.85	3.91%	\$ 479.45
01-Feb-26	28-Feb-26	Overnight			
01-Mar-26	31-Mar-26	Overnight			
01-Apr-26	30-Apr-26	Overnight			
01-May-26	31-May-26	Overnight			
01-Jun-26	30-Jun-26	Overnight			
Interest Earned:					<b>\$ 3,557.40</b>

**Lone Star Investment Pool- Government Overnight Fund**

<i>Beginning Date</i>	<i>Ending Date</i>	<i>Maturity</i>	<i>Bank Balance</i>	<i>Interest Rate</i>	<i>Interest Earned</i>
01-Jul-25	31-Jul-25	Overnight	\$ 163,823.95	4.31%	\$ 592.59
01-Aug-25	31-Aug-25	Overnight	\$ 169,462.90	4.31%	\$ 608.66
01-Sep-25	30-Sep-25	Overnight	\$ 177,880.42	4.25%	\$ 608.36
01-Oct-25	31-Oct-25	Overnight	\$ 186,226.39	4.14%	\$ 644.13
01-Nov-25	30-Nov-25	Overnight	\$ 213,529.07	3.97%	\$ 651.18
01-Dec-25	31-Dec-25	Overnight	\$ 337,067.14	3.81%	\$ 834.38
01-Jan-26	31-Jan-26	Overnight	\$ 507,484.28	3.70%	\$ 1,359.14
01-Feb-26	28-Feb-26	Overnight			
01-Mar-26	31-Mar-26	Overnight			
01-Apr-26	30-Apr-26	Overnight			
01-May-26	31-May-26	Overnight			
01-Jun-26	30-Jun-26	Overnight			
Interest Earned:					<b>\$ 5,298.44</b>

Total Debt Service Fund Interest Earned **\$ 8,855.84**

**Capital Projects Fund**

**2015 Bond Construction Fund - Government Overnight Fund**

<i>Beginning Date</i>	<i>Ending Date</i>	<i>Maturity</i>	<i>Bank Balance</i>	<i>Interest Rate</i>	<i>Interest Earned</i>
01-Jul-25	31-Jul-25	Overnight	\$ 414,582.28	4.31%	\$ 1,513.14
01-Aug-25	31-Aug-25	Overnight	\$ 416,099.83	4.31%	\$ 1,517.55
01-Sep-25	30-Sep-25	Overnight	\$ 417,553.80	4.25%	\$ 1,453.97
01-Oct-25	31-Oct-25	Overnight	\$ 419,022.50	4.14%	\$ 1,468.70
01-Nov-25	30-Nov-25	Overnight	\$ 420,388.83	3.97%	\$ 1,366.33
01-Dec-25	31-Dec-25	Overnight	\$ 421,747.87	3.81%	\$ 1,359.04
01-Jan-26	31-Jan-26	Overnight	\$ 423,071.88	3.70%	\$ 1,324.01
01-Feb-26	28-Feb-26	Overnight			
01-Mar-26	31-Mar-26	Overnight			
01-Apr-26	30-Apr-26	Overnight			
01-May-26	31-May-26	Overnight			
01-Jun-26	30-Jun-26	Overnight			
Interest Earned:					<b>\$ 10,002.74</b>

Total Capital Projects Fund Interest Earned **\$ 10,002.74**

**Health Insurance Fund**

<b>Wells Fargo- Health Insurance</b>						
<i>Beginning Date</i>	<i>Ending Date</i>	<i>Maturity</i>	<i>Bank Balance</i>	<i>Interest Rate</i>	<i>Interest Earned</i>	
01-Jul-25	31-Jul-25	Overnight	\$ 75,186.24	0.68%	\$	20.16
01-Aug-25	31-Aug-25	Overnight	\$ 46,781.69	0.68%	\$	22.23
01-Sep-25	30-Sep-25	Overnight	\$ 30,805.10	0.64%	\$	20.44
01-Oct-25	31-Oct-25	Overnight	\$ 14,884.65	0.57%	\$	7.42
01-Nov-25	30-Nov-25	Overnight	\$ 18,432.76	0.48%	\$	22.64
01-Dec-25	31-Dec-25	Overnight	\$ 27,712.09	0.48%	\$	6.19
01-Jan-26	31-Jan-26	Overnight	\$ 4,249.79	0.48%	\$	9.03
01-Feb-26	28-Feb-26	Overnight				
01-Mar-26	31-Mar-26	Overnight				
01-Apr-26	30-Apr-26	Overnight				
01-May-26	31-May-26	Overnight				
01-Jun-26	30-Jun-26	Overnight				
					Interest Earned:	<b>\$ 108.11</b>
					Total Health Insurance Fund Interest Earned	<b>\$ 108.11</b>

**Workers Compensation Fund**

<b>Wells Fargo- Worker's Compensation</b>						
<i>Beginning Date</i>	<i>Ending Date</i>	<i>Maturity</i>	<i>Bank Balance</i>	<i>Interest Rate</i>	<i>Interest Earned</i>	
01-Jul-25	31-Jul-25	Overnight	\$ 19,529.14	0.68%	\$	11.76
01-Aug-25	31-Aug-25	Overnight	\$ 18,657.22	0.68%	\$	11.08
01-Sep-25	30-Sep-25	Overnight	\$ 17,909.80	0.64%	\$	9.58
01-Oct-25	31-Oct-25	Overnight	\$ 11,620.08	0.58%	\$	7.32
01-Nov-25	30-Nov-25	Overnight	\$ 10,052.10	0.48%	\$	4.27
01-Dec-25	31-Dec-25	Overnight	\$ 6,196.47	0.48%	\$	3.45
01-Jan-26	31-Jan-26	Overnight	\$ 20,566.82	0.48%	\$	4.34
01-Feb-26	28-Feb-26	Overnight				
01-Mar-26	31-Mar-26	Overnight				
01-Apr-26	30-Apr-26	Overnight				
01-May-26	31-May-26	Overnight				
01-Jun-26	30-Jun-26	Overnight				
					Interest Earned:	<b>\$ 51.80</b>

**Lone Star Investment Pool- Corporate Overnight Fund**

<i>Beginning Date</i>	<i>Ending Date</i>	<i>Maturity</i>	<i>Bank Balance</i>	<i>Interest Rate</i>	<i>Interest Earned</i>	
01-Jul-25	31-Jul-25	Overnight	\$ 1,329,979.23	4.42%	\$	4,971.01
01-Aug-25	31-Aug-25	Overnight	\$ 1,334,970.11	4.42%	\$	4,990.88
01-Sep-25	30-Sep-25	Overnight	\$ 1,339,759.96	4.37%	\$	4,789.85
01-Oct-25	31-Oct-25	Overnight	\$ 1,344,612.54	4.26%	\$	4,852.58
01-Nov-25	30-Nov-25	Overnight	\$ 1,349,130.89	4.09%	\$	4,518.35
01-Dec-25	31-Dec-25	Overnight	\$ 1,353,667.52	3.96%	\$	4,536.63
01-Jan-26	31-Jan-26	Overnight	\$ 1,358,098.34	3.85%	\$	4,430.82
01-Feb-26	28-Feb-26	Overnight				
01-Mar-26	31-Mar-26	Overnight				
01-Apr-26	30-Apr-26	Overnight				
01-May-26	31-May-26	Overnight				
01-Jun-26	30-Jun-26	Overnight				
					Interest Earned:	<b>\$ 33,090.12</b>
					Total Worker's Compensation Fund Interest Earned :	<b>\$ 33,141.92</b>

**First Public**  
12007 Research Blvd.  
Austin, Texas 78759  
800-558-8875 • firstpublic.com

*Custodian Bank: State Street Bank*  
*Investment Managers:*  
*American Beacon Advisors and*  
*Mellon Investments Corp (Dreyfus)*

*A TASBO Strategic Partner*



*The Official Investment Pool of*



**Lone Star Monthly Performance Update**

The Lone Star Information Statement should be read carefully before investing. Investors should consider the investment objectives, risks, charges, and expenses associated with this or any security prior to investing. Investment in Lone Star Investment Pool is not insured or guaranteed by the Federal Deposit Insurance Corporation (FDIC) or any other government agency, and although Lone Star seeks to preserve the value of the investment at a fixed share price, it is possible to lose money by investing in Lone Star. For further information or for an Information Statement, contact First Public at 800.558.8875. The return information is net of all current operating expenses. The return represents past performance and is no indication of future results.

First Public is a registered broker dealer with the Securities and Exchange Commission, the Financial Industry Regulatory Authority, and the Municipal Securities Rulemaking Board. First Public is not acting as a municipal advisor and is not providing advice or recommending any action to any municipal entity (including governmental entities under Section 15B of the U.S. Securities Exchange Act) or any of such entity's obligated persons. First Public does not assume or owe any fiduciary duty under Section 15B of the U.S. Securities Exchange Act with respect to the information contained herein. Please consult your professional and legal advisors and fiduciaries before acting on any of this information.

# Fund Performance Update

January 31, 2026

Comments by Mellon, Investment Manager

The US Treasury yields ticked modestly higher with no part of the curve moving more than eight points in January. The equity markets in the US started 2026 on a positive note as the Dow Jones Industrial Average, S&P 500, and Nasdaq-100 indexes gained 1.7%, 1.4%, and 0.8%, respectively. The Federal Open Market Committee (FOMC) held rates at 3.5% to 3.75%, which was widely expected by market participants, but there were two dissents. A few notable editorial changes included describing the economy to expand at a “solid” pace from “moderate” and describing the unemployment rate as showing signs of stabilization. Statements on “downside risks to employment” and “shift in balance of risks” were removed. As of the end of January, the fed funds futures marking was implying two rate cuts of 25-basis point (bp) each by the year-end. Kevin Warsh, who previously was a Federal Reserve (Fed) governor from 2006 to 2011, has been nominated by President Trump to be the next Fed chair. Recent comments by Kevin Warsh included advocating for lower rates and shrinking the Fed’s balance sheet. On the last day of January, a partial government shutdown began. It is not expected to last long as the House will try to pass funding legislation quickly. Congress has already passed half of this year’s funding bills.

**Active Participants This Month**

Schools and Colleges	604
Other Governmental Entities	98
<i>Total</i>	<i>702</i>



**Thank you for celebrating 30+ years with us!**

Throughout the coming year, the following list will be updated as we recognize all ongoing accounts that have been with Lone Star for 30 years or more.

- |                      |                        |                     |
|----------------------|------------------------|---------------------|
| Carrizo Springs CISD | City of Harker Heights | College Station ISD |
| Dell City ISD        | Denver City ISD        | Grape Creek ISD     |
| Guthrie CSD          | High Island ISD        | Lindale ISD         |
| Marfa ISD            | Pflugerville ISD       | Socorro ISD         |
| Hempstead ISD        | Bastrop ISD            | Sundown ISD         |
| Atlanta ISD          | Barbers Hill ISD       | Beckville ISD       |
| Denton ISD           | Hart ISD               | Hawkins ISD         |
| Navasota ISD         | New Summerfield ISD    |                     |

## Government Overnight Fund

### Return Information

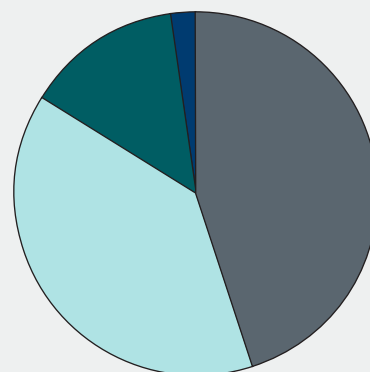
January 31, 2026

Average Monthly Return (a)	3.70%
SEC 7-day Fund Yield (b)	3.68%
Weighted Average Maturity One (c)	26 days
Weighted Average Maturity Two (c)	98 days
Portfolio Maturing beyond One Year	7%
Net Asset Value (NAV)	\$1.00
Annualized Expense Ratio	0.06%
Standard & Poor's Rating	AAAm

### Inventory Position

	Book Value	Market Value
Cash/Repo	3,119,305,257.97	3,119,305,257.97
US Treasuries	1,112,022,556.46	1,112,348,267.73
Agencies	3,638,018,927.69	3,638,159,568.86
Money Market Funds	175,597,059.16	175,597,059.16
<b>Total Assets</b>	<b>8,044,943,801.28</b>	<b>8,045,410,153.72</b>

### Investment Distribution



Agencies	45%
Cash Repo	39%
Treasuries	14%
Money Market	2%

(a) The return information represents the average annualized rate of return on investments for the time period referenced. Return rates reflect a partial waiver of the Lone Star Investment Pool operating expense. Past performance is no guarantee of future results.

# Corporate Overnight Fund

## Return Information

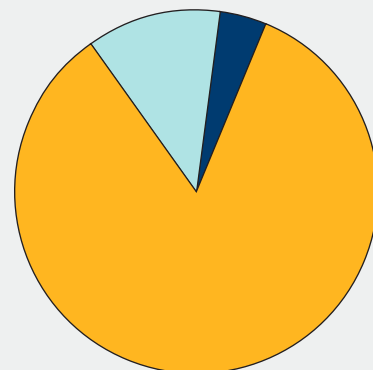
January 31, 2026

Average Monthly Return (a)	3.85%
SEC 7-day Fund Yield (b)	3.82%
Weighted Average Maturity One (c)	50
Weighted Average Maturity Two (c)	67
Portfolio Maturing beyond One Year	0%
Net Asset Value (NAV)	\$1.00
Annualized Expense Ratio	0.06%
Standard & Poor's Rating	AAAm

## Inventory Position

	Book Value	Market Value
Cash/Repo	637,087,429.95	637,087,429.95
US Treasuries	-	-
Agencies	-	-
Commercial Paper	4,461,837,795.73	4,461,700,423.52
Money Market Funds	188,254,684.17	188,254,684.17
<b>Total Assets</b>	<b>5,287,179,909.85</b>	<b>5,287,042,537.64</b>

## Investment Distribution



Commercial Paper	84%
Cash/Repo	12%
Money Market	4%

(b)

**SEC 7-Day Yield Calculation**

$$\text{Yield} = 2 \left[ \left[ \frac{a-b}{cd} + 1 \right]^6 - 1 \right]$$

*a - Dividend and interest income  
b - Expenses accrued for the period  
c - Average daily number of shares outstanding during the period that was entitled to dividends  
d - Maximum offering price per share on the last day of the period*

## Corporate Overnight Plus Fund

### Return Information

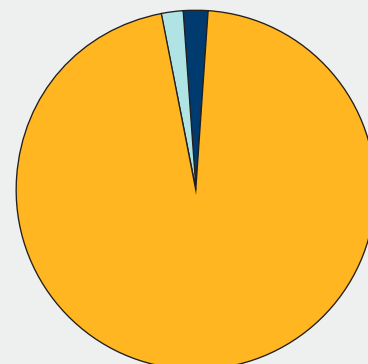
January 31, 2026

Average Monthly Return (a)	3.91%
SEC 7-day Fund Yield (b)	3.87%
Weighted Average Maturity One (c)	57
Weighted Average Maturity Two (c)	80
Portfolio Maturing beyond One Year	0%
Net Asset Value (NAV)	\$1.00
Annualized Expense Ratio	0.06%
Standard & Poor's Rating	AAAf/S1+

### Inventory Position


	Book Value	Market Value
Cash/Repo	266,664,502.40	266,664,502.40
US Treasuries	-	-
Agencies	-	-
Commercial Paper	12,150,505,936.07	12,150,500,859.66
Money Market Funds	230,670,477.76	230,670,477.76
<b>Total Assets</b>	<b>12,647,840,916.23</b>	<b>12,647,835,839.82</b>

### Investment Distribution



Commercial Paper	96%
Cash/Repo	2%
Money Market	2%

(c) The Weighted Average Maturity One calculation uses the industry standard definition of state maturity for floating rate instruments, the number of days until the next reset date. The Weighted Average Maturity Two calculation uses the final maturity of any floating rate instruments, as opined in Texas Attorney General Opinion No. JC0359.



Texas CLASS

Texas CLASS

Date	Dividend Rate	Daily Yield
01/01/2026	0.000000000	3.9292%
01/02/2026	0.000108005	3.9422%
01/03/2026	0.000000000	3.9422%
01/04/2026	0.000000000	3.9422%
01/05/2026	0.000107216	3.9134%
01/06/2026	0.000106476	3.8864%
01/07/2026	0.000106021	3.8698%
01/08/2026	0.000105664	3.8567%
01/09/2026	0.000315690	3.8412%
01/10/2026	0.000000000	3.8412%
01/11/2026	0.000000000	3.8412%
01/12/2026	0.000105141	3.8377%
01/13/2026	0.000105113	3.8379%
01/14/2026	0.000105257	3.8419%
01/15/2026	0.000105146	3.8378%
01/16/2026	0.000420392	3.8361%
01/17/2026	0.000000000	3.8361%
01/18/2026	0.000000000	3.8361%
01/19/2026	0.000000000	3.8361%
01/20/2026	0.000105117	3.8367%
01/21/2026	0.000105036	3.8338%
01/22/2026	0.000104911	3.8293%
01/23/2026	0.000314901	3.8314%
01/24/2026	0.000000000	3.8313%
01/25/2026	0.000000000	3.8313%
01/26/2026	0.000105017	3.8331%
01/27/2026	0.000105183	3.8392%
01/28/2026	0.000105044	3.8341%
01/29/2026	0.000104824	3.8261%
01/30/2026	0.000209890	3.8297%
01/31/2026	0.000000000	3.8297%

Performance results are shown net of all fees and expenses and reflect the reinvestment of dividends and other earnings. Many factors affect performance including changes in market conditions and interest rates and in response to other economic, political, or financial developments. Investment involves risk including the possible loss of principal. No assurance can be given that the performance objectives of a given strategy will be achieved. **Past performance is no guarantee of future results. Any financial and/or investment decision may incur losses.**



San Elizario ISD  
P.O. Box 920  
San Elizario, TX 79849  
Phone: 915872.3900  
Fax 915.872.3903

**MEMORANDUM**

**To:** Members of the Board of Trustees  
**From:** Elizabeth Perez, Chief Financial Officer  
**Subject:** Financial Reports – Budget Amendment  
**Date:** March 4, 2026

---

**HISTORY:** The District’s 2025-2026 budget was officially approved at the June 18, 2025 special Board meeting.

**RATIONALE:** In accordance with CE(LOCAL), the Board shall approve amendments to the budget when a change is made, increasing any one of the functional spending categories or increasing revenue object accounts and other resources. The purpose of this agenda item is to amend revenues and expenditures in the following areas:

- **San Elizario High School**
  - **Function 11 (Instruction):** To decrease function 11 by \$7,834 to pay for graduation security, UIL expenses and account for costs in the correct function code.
  - **Function 52 (Security):** To increase function 52 by \$4,500 to pay for graduation security and account for costs in the correct function code.
  - **Function 36 (Cocurricular/Extracurricular Activities):** To increase function 36 by \$3,334 to pay for UIL expenses and account for costs in the correct function code.
  
- **Support Services**
  - **Function 51 (Facilities Maintenance and Operations):** Requesting an increase to Function 51 in the amount of \$57,000 to cover the costs associated with facilities assessments and long-range facility planning services. *Contingent upon approval of services.*

**BUDGET:** The proposed budget amendment can be seen in the attachment enclosed.

**ADMINSTRATIVE RECOMMENDATION:** The administrative recommendation is to approve the budget amendment as presented.

**For Approval?**  Yes  No

**If no, please check one:**  Presentation  Report  Information

**Please check if applicable:**  Attachment Included

---

The mission of the San Elizario Independent School District is to graduate students with innovative skills for 21st-century careers by focusing on academic and social skills, fostering transformative practices, and building community support through positive relationships between home and school.

SAN ELIZARIO INDEPENDENT SCHOOL DISTRICT GENERAL FUND		2025-2026		3/4/2026		3/4/2026		3/4/2026		2025-2026	
		Adopted REVENUES	Amended REVENUES	(a) SEHS - Graduation	(b) SEHS-UIL	(c) TASB -Facilities Assessment & Long- Range Planning	Proposed REVENUES				
5700	Local and Intermediate Sources	\$ 3,093,147	\$ 3,093,147							\$ 3,093,147	
5800	State Sources	31,231,757	31,440,069							\$ 31,440,069	
5900	Federal Programs	4,305,000	4,305,000							\$ 4,305,000	
<i>Total Revenues</i>		<u>38,629,904</u>	<u>38,838,216</u>							<u>38,838,216</u>	
<b>EXPENDITURES</b>		<b>EXPENDITURES</b>	<b>EXPENDITURES</b>							<b>EXPENDITURES</b>	
11	Instruction	19,734,074	20,005,145	(4,500)		(3,334)				19,997,312	
12	Instructional Resources and Media Services	67,426	65,926							65,926	
13	Curriculum and Instructional Staff Development	859,460	848,673							848,673	
21	Instructional Leadership	744,080	774,432							774,432	
23	School Leadership	2,102,639	2,132,964							2,132,964	
31	Guidance, Counseling and Evaluation Services	1,503,569	1,489,259							1,489,259	
32	Social Work Services	50,039	100,039							100,039	
33	Health Services	427,494	427,494							427,494	
34	Student (Pupil) Transportation	1,421,379	1,423,048							1,423,048	
35	Food Services	3,310,425	3,311,330							3,311,330	
36	Cocurricular/Extracurricular Activities	909,279	1,024,279			3,334				1,027,613	
41	General Administration	1,707,954	1,872,013							1,872,013	
51	Facilities Maintenance and Operations	5,317,942	5,314,942					57,000		5,371,942	
52	Security and Monitoring Services	608,150	1,113,324	4,500						1,117,824	
53	Data Processing Services	1,170,851	1,175,786							1,175,786	
61	Community Services	15,030	15,030							15,030	
71	Debt Service	319,725	283,815							283,815	
81	Facilities Acquisition and Construction	0	0							0	
99	Other Intergovernmental Charges	51,700	51,700							51,700	
<i>Total Expenditures</i>		<u>40,321,216</u>	<u>\$ 41,429,201</u>	<u>\$ -</u>	<u>\$ -</u>	<u>\$ 57,000</u>	<u>\$ -</u>	<u>\$ -</u>	<u>\$ 57,000</u>	<u>\$ 41,486,201</u>	
<b>REVENUES OVER(UNDER) EXPENDITURES</b>		<u>\$ (1,691,312)</u>	<u>\$ (2,590,985)</u>							<u>\$ (2,647,985)</u>	



San Elizario ISD  
P.O. Box 920  
San Elizario, TX 79849  
Phone: 915.872.3900  
Fax: 915.872.3903

**MEMORANDUM**

**To:** Members of the Board of Trustees  
**From:** Jesus Martinez, Executive Director-Support Services  
**Subject:** Consider and possible Board action to approve the Texas Association of School Boards (TASB) Facility Services Master Agreements for the Educational Facility Assessment and the Long-Range Facility Plan Services  
**Date:** March 4, 2026

**HISTORY:** On February 11, 2026, during the Regular Board Meeting, information was presented to the board regarding declining enrollment and sustainability. In the presentation, information regarding facility assessments and long-range planning was presented. The board directed administration to procure the services.

**RATIONALE:** The purpose of an educational facilities assessment is to measure the quality, sustainability, functionality, and educational effectiveness of school facilities. The Texas Association of School Boards (TASB) Facility Services will conduct educational facility assessments utilizing a comprehensive appraisal method tailored for elementary, middle, and high school educational levels as well as support areas, including all district campuses, support buildings and athletic facilities. In addition, TASB will assist in the development and completion of a long-range facility plan for district facility needs and efficient long-term use and management of district facilities. The timeline to complete facility assessments is 4-6 months, then an additional 3-6 months after that to complete the long-range facility plan.

**BUDGET IMPACT:** The total cost for the facility assessments is \$96k, which would be billed over three years (\$32k per year). The total cost for the long-range facility plan is a fixed one-time amount of \$25k. The grand total is \$121k.

**ADMINISTRATIVE RECOMMENDATION:**

The recommendation is for the Board of Trustees to approve the TASB Facility Services Master Agreement for the Educational Facility Assessments and the Long-Range Facility plan services. The Agreement has been reviewed by the district’s legal counsel.

**For Approval?**  Yes  No

**If no, please check one:**  Presentation  Report  Information

**Please check if applicable:**  Attachment Included

The mission of the San Elizario Independent School District is to graduate students with innovative skills for 21st-century careers by focusing on academic and social skills, fostering transformative practices, and building community support through positive relationships between home and school.



P.O. Box 400 • Austin, Texas 78767-0400 • 512.467.0222  
12007 Research Blvd. • Austin, Texas 78759-2439 • tasb.org

Serving Texas Schools Since 1949

February 13, 2026

San Elizario ISD  
PO Box 920  
San Elizario, TX 79849

Re: Statement of Work under Facility Services Master Agreement – Educational Facility Assessment Services with Annual Updates and TASB Facility Dashboard Access

Dear Dr. Meza-Chavez:

The Texas Association of School Boards, Inc. (“TASB”) is pleased to propose this Statement of Work for the following services: Educational Facility Assessment with Annual Updates and TASB Facility Dashboard Access, described on Attachment A, which is attached and incorporated herein for all purposes.

If this Statement of Work is accepted, TASB will consult with Client regarding the timeline for commencement and completion of the initial facility assessment services (“Initial Facility Assessment”). As set forth more fully in Attachment A, Client shall also receive an annual update to the educational facility assessment in each of the two years subsequent to the Initial Facility Assessment and shall receive access to the TASB Facility Dashboard for a term of three years commencing on the date of completion of the Initial Facility Assessment. **The total fee for Services is \$96,000.00. At the beginning of each year of the three-year term of this SOW, the Client will be invoiced \$32,000.00 as set forth more fully in Attachment A.**

This proposal shall remain valid for a period of 30 days from the date of this letter. Client may accept this proposal by having a person duly authorized to sign on behalf of and bind Client sign in the space provided below and return a copy to TASB via email to **karen.ogrady@tasb.org**. If accepted, this proposal constitutes a Statement of Work that is subject to the terms and conditions of the current Facility Services Master Agreement entered into by and between TASB and Client (Master Agreement). Unless otherwise indicated, all capitalized terms in the Master Agreement shall apply to this Statement of Work. **If you have any questions or need additional information regarding this Statement of Work, please contact the TASB Facility Services contact person for the proposed Services:**

**Karen O’Grady, Services Manager**  
**Email: karen.ogrady@tasb.org Phone: 512-738-0197**

Sincerely,

*Jeff Clemmons*  
Jeff Clemmons, TASB Facility Services Director

**Accepted:** San Elizario ISD

\_\_\_\_\_  
Signature

\_\_\_\_\_  
Date

\_\_\_\_\_  
Printed Name

\_\_\_\_\_  
Title

## **ATTACHMENT A** **Statement of Work**

The following is a description of TASB’s Educational Facility Assessment Services with Annual Updates and TASB Facility Dashboard Access (“Services”). TASB (“we” and “our”) will provide Client (“you” and “your”) only those Services specified in this Statement of Work (“SOW”).

### **Required Client Information**

Client agrees to provide TASB the following information (“Client Information”) for performance of the Services:

- Completed Client staff surveys (form provided by TASB)
- Inventory of Client buildings
- Related Floor Plans

**TASB will not commence with onsite collection of facility assessment information until Client has provided the Client Information.**

### **General Description of Services**

The following is a general description of the Initial Educational Facility Assessment, Annual Updates, and TASB Facility Dashboard access to be provided. Specific items included in the TASB Fee are listed in the “Specific Services Included” section of this SOW.

#### **Initial Educational Facility Assessment Services**

The purpose of an educational facilities assessment is to measure the quality, sustainability, functionality, and educational effectiveness of school facilities. TASB Facility Services will conduct an initial educational facility assessment for Client (“Initial Facility Assessment”) utilizing a comprehensive appraisal method tailored for elementary, middle, and high school educational levels as well as support areas with those appraisal criteria categorized into the following areas:

#### **1.0 School Site**

- 1.1 Topography and soil drainage
- 1.2 Site size, location and accessibility
- 1.3 Access streets and vehicular traffic
- 1.4 Parking
- 1.5 Student loading areas
- 1.6 Pedestrian services
- 1.7 Playgrounds, athletic and intramural areas

#### **2.0 Systems and Components**

- 2.1 Roofs
- 2.2 Foundations
- 2.3 Heating, ventilation and air conditioning
- 2.4 Lighting
- 2.5 Electrical, communications, and data infrastructure
- 2.6 Drinking fountains and restrooms
- 2.7 Plumbing and mechanical infrastructure
- 2.8 Building envelope – exterior windows, doors and walls
- 2.9 Interior flooring, doors, cabinets, ceilings and walls

### **3.0 Site Safety and Security**

- 3.1 Campus security systems
- 3.2 Emergency/life safety systems
- 3.3 Environmental/life safety systems

### **4.0 Educational Adequacy**

- 4.1 General classrooms
- 4.2 Specialized learning areas (speech/reading/math/ESL/GT/ISS/etc.)
- 4.3 Specialized education and life skills
- 4.4 Vocational/ROTC classrooms and labs
- 4.5 Science classrooms and labs
- 4.6 Computer labs
- 4.7 Art
- 4.8 Fine arts (band/choir/music/drama)
- 4.9 Library, resource, and media center
- 4.10 Interior athletics (gym/natorium/lock rooms/weight rooms/etc.)

### **5.0 Support Space**

- 5.1 Cafeteria and kitchen
- 5.2 Lounge and work areas
- 5.3 Nurse
- 5.4 Campus administrative
- 5.5 Client administration and auxiliary
- 5.6 Bus barn and maintenance facility

### **6.0 Portable Buildings**

### **7.0 ADA Accessibility**

Note: Assessments provided under this SOW do not address structural stability or live load issues. Any concerns related to the structural integrity of the facilities should be confirmed by a licensed architect or structural engineer.

The Initial Facility Assessment shall include only the campuses and/or facilities listed on the attached Schedule 1. Client must provide reasonable access to all areas within the facilities on Schedule 1.

Facilities will be evaluated based on our visual observation, as well as information obtained from Client staff. Student demographics will be evaluated per grade and campus.

The criteria are evaluated based on various federal and state agencies, associations, industry standards, as well as TASB Facility Services staff's knowledge and experience which may, as applicable, include:

- *TEA Texas Education Agency*
- *AFLE Association for Learning Environments*
- *ASHRAE Association of Heating, Refrigerating, and Air Conditioning Engineers*
- *IES Illumination Engineering Society*
- *NFPA National Fire Protection Association*
- *AEIS TEA Academic Excellence Indicator System report*
- *ADAAG Americans with Disabilities Act Accessibility Guidelines*
- *TAS Texas Accessibility Standards*
- *BOMA Building Owners and Managers Association*
- *IBC International Building Code*

Deficiencies and needs will be provided based on category, campus, and recommended time in which deficiencies should be addressed.

### **Annual Updates**

In each of the two fiscal years subsequent to the Initial Facility Assessment, TASB will provide client with an electronic update to the Initial Facility Assessment with updated information and recommendations (“Annual Updates”). TASB shall coordinate with Client each fiscal year for the timing of the Annual Updates, and Client shall reasonably communicate and cooperate with TASB regarding such scheduling and provide all information reasonably requested by TASB to complete the Annual Update.

Annual Updates will only include those campuses/facilities included in the Initial Facility Assessment. Facilities not including in the most recent TASB Facility Assessment will require an initial facility assessment under a separate SOW at an additional charge and are not included in this SOW.

**Client acknowledges and agrees that TASB is unable to complete an Annual Update unless and until such time as Client responds to requests for scheduling and provides the information reasonably necessary and requested by TASB for the performance of the Services. Should Client fail to schedule the Annual Update or provide the requested information within 90 days of a written request from TASB, Client shall be deemed to have opted not to receive an Annual Update for that year and waive any obligation on the part of TASB to provide such Annual Update.**

### **TASB Facility Dashboard**

On or before completion of the Initial Facility Assessment, Client will be provided access to the online, web-based TASB Facility Dashboard for viewing Client’s facility assessment report and data (“Client’s Facility Dashboard”) which shall be updated by TASB as part of the Annual Updates. TASB shall provide Client access to Client’s Facility Dashboard for a term of three years commencing on the date of completion of the Initial Facility Assessment. Subsequent Annual Updates and access to Client’s Facility Dashboard may be agreed to by the parties in writing by separate agreement.

Ownership/License. As between you and us, the TASB Facility Dashboard is proprietary to TASB. Unless otherwise expressly indicated, TASB owns all right, title and interest in the contents of and resources in the TASB Facility Dashboard, including without limitation all compilations of Client data. You hereby grant to TASB a non-exclusive, limited right in Client data for the purpose of TASB performing its obligations under this SOW. You otherwise retain all rights in and to Client data. Conversely, this SOW grants you a limited, non-exclusive, and non-transferable right to use Client’s Facility Dashboard solely for Client’s internal, noncommercial use and Authorized External Uses. Authorized External Uses means reproduction in whole or in part of screen displays and/or reports produced by the Client’s Facility Dashboard for your use and display in public meetings or your public communications, subject to any required inclusion of a TASB proprietary notice (for example, “© 2021 Texas Association of School Boards, Inc.”) or other attribution to TASB. Reproduction or distribution, in whole or in part, by you beyond the scope of the license in this agreement is prohibited unless specifically authorized in writing by TASB or expressly required by law. Inquiries and requests for permission for access and use of unlicensed activity of the Client Facility Dashboard will be directed to TASB Facility Services in writing at: [facilitydashboard@tasb.org](mailto:facilitydashboard@tasb.org). TASB reserves all rights not expressly granted in this SOW.

Your licensed use of the TASB Facility Dashboard is subject to the terms and conditions of this SOW, the Website Terms and Conditions of Use, and Privacy Policy which are available at [facilitydashboard.tasb.org](http://facilitydashboard.tasb.org). In the event of any conflict between the website terms and conditions of use and the terms of the Master Agreement and this SOW, the terms of the Master Agreement and SOW shall control, but only to the extent required to resolve the conflict.

Maintenance of Records: TASB shall not serve or act as custodian of records that are developed or obtained pursuant to this Agreement, within the meaning of the Texas Public Information Act, Texas State Library and Archives statute, or other law. As between Client and TASB, you shall remain the

custodian of records, including all Client facility data. TASB Facility Dashboard is not intended to serve as Client's permanent data storage facility, and Client is responsible for archiving Client data that must be retained onto a platform or location outside of TASB Facility Dashboard. Upon termination of this SOW, unless extended by other written agreement, Client shall have access to Client data for a period of 30 days after which Client data shall be subject to deletion. Upon request, TASB will cooperate with Client in transferring or converting Client data into a useful format, within the capabilities and limitations of the TASB Facility Dashboard technology; however, no promise is made that Client data will be transferred in any particular format.

Accessibility: For any public access request by Client to any portion of Client's Facility Dashboard, if Client determines that the accessibility for disabled users does not meet Client's requirements, Client shall determine and make its own accommodation.

### **Specific Services Included**

TASB's fee for the Services shall include all expenses incurred by TASB during the project for the items marked as included below:

- 1.0** Project Kick-off Meeting
- 2.0** Initial and Annual Update Surveys
- 3.0** Interviews/Reviews of Initial and Annual Update Surveys
- 4.0** Initial and Annual Update presentations to Client staff
- 5.0** Initial and Annual Update presentations to Client's board/committee
- 6.0** Final and Annual Update reports through TASB Facility Dashboard

Services not specifically referenced within this Statement of Work are excluded.

### **Additional Information**

In accepting this SOW, Client acknowledges that, in performing any services under this SOW, TASB is neither providing legal advice nor performing any Services as, or required by, an architect, engineer, or construction contractor of any type. Client further acknowledges that TASB is not a Registered Accountability Specialist, and the Services do not include plan reviews or inspections under the Elimination of Architectural Barriers statute (Texas Government Code Chapter 469, or any successor statute) or Texas Department of Licensing and Regulation Architectural Barriers Administrative Rules (16 T.A.C. Chapter 68 or successor rules). With respect to the services provided or work performed by any engineer or other third-party not a party to this Agreement, including but not limited to their subcontractors, employees and agents, TASB makes no warranty or guaranty regarding such services or work and does not guarantee quality, cost or time for completion of such services or work. In addition, Services performed under the Site Safety and Security section above are provided as part of a comprehensive, general facility assessment only and nothing therein is intended or shall be deemed to provide private security consulting or other security services as defined in Texas Occupations Code Chapter 1702.

**Authorization for Use of Drones.** Where appropriate and authorized by law, TASB may use small unmanned aircrafts, commonly referred to as "small UAS" or "drones", to collect information and assess conditions of Client facilities. In accepting this SOW, Client authorizes TASB to use small UAS on Client property in the performance of Services. Any small UAS operations shall be coordinated with Client in advance and shall only be performed by persons with a valid FAA remote pilot in command certification (TASB RPIC). Client will cooperate with the TASB RPIC in preparing for and conducting safe operations. A TASB RPIC may decline to perform services deemed in the TASB RPIC's reasonable discretion to be unsafe, unwise, or otherwise unauthorized by law or applicable regulation.

### **TASB Fee**

Client shall pay TASB a fee of **\$32,000.00** for the Initial Facility Assessment, and **\$32,000** (“Annual Fee”) for each Annual Update and annual access to the TASB Facility Dashboard for a total Service fee of **\$96,000.00**.

TASB will invoice Client for the first Annual Fee following completion of the Initial Facility Assessment. The Annual Fee for each of the remaining 2 years of this SOW shall be invoiced at 12 months and 24 months following the Initial Facility Assessment Annual Fee invoice.

Client understands that the total Initial Facility Assessment and Annual Update service fees are being prorated over three years to assist the Client with budgeting for the cost of Services and Client shall pay all invoices in accordance with the Master Agreement.

### **Non Appropriations, Early Termination, and Liquidated Damages:**

Client agrees that it shall use best efforts to appropriate funds for the Services included in this SOW, including Annual Updates. If, during Client’s annual appropriations determination, Client’s governing body does not allocate funds for facility assessment-related services, then Client shall have the right to terminate this SOW upon written notice to TASB. However, if any funds are appropriated for facility assessment-related services, such funds shall be applied first to the Services to be provided pursuant to this SOW and any such funds shall not be used to pay for facility assessment-related services from any other service provider.

~~Client’s obligations under this SOW are contingent upon the availability and appropriation of funds in accordance with Texas law. In the event sufficient funds are not appropriated by Client’s governing body, Client may terminate this SOW upon written notice to TASB without penalty. In the event of termination for any reason, Client shall pay TASB only for Services actually performed and accepted as of the effective date of termination. Under no circumstances shall Client be liable for liquidated damages, penalties, or unearned future fees. Client acknowledges and agrees that Client is receiving a discounted rate on the Initial Facility Assessment based on receiving the Initial Facility Assessment Services with the Annual Update Services and TASB Facility Dashboard access. Therefore, notwithstanding anything in the Master Agreement or this SOW to the contrary, should Client terminate the Master Agreement and/or this SOW after receipt of the Initial Facility Assessment, but prior to completion of one or more of the Annual Updates, for any reason including non-appropriations, Client shall pay TASB **\$86,400.00** as liquidated damages. Client agrees that such liquidated damages are a reasonable estimate of the damages due TASB for the failure to accept delivery of the Services and, as such, are not punitive in nature.~~

### **SCHEDULE 1**

#### **Campuses/Facilities**

Includes all district campuses, support buildings and athletic facilities with the exception on residential housing.



P.O. Box 400 • Austin, Texas 78767-0400 • 512.467.0222  
12007 Research Blvd. • Austin, Texas 78759-2439 • [tasb.org](http://tasb.org)

Serving Texas Schools Since 1949

February 16, 2026

San Elizario ISD  
P.O. Box 920  
San Elizario, Texas 79849

Re: Statement of Work under Facility Services Master Agreement –Long-Range Facility Planning Assistance Services

Dear Mr. Martinez:

The Texas Association of School Boards, Inc. (TASB) is pleased to propose this Statement of Work for the following services: Long-Range Facility Planning Assistance Services, described on Attachment A, which is attached and incorporated herein for all purposes.

If this Statement of Work is accepted, TASB will consult with Client regarding the timeline for commencement and completion of the Services. The Services will be provided to Client for a fixed fee amount of \$25,000.00. TASB’s fee includes the number of onsite meetings with administration, the Board of Trustees, and/or committees after completion of the planning services as set forth in Exhibit A. If requested by Client, additional onsite visits will be billed at the rate listed in Exhibit A.

This proposal shall remain valid for a period of 30 days from the date of this letter. Client may accept this proposal by having a person duly authorized to sign on behalf of and bind Client by signing in the space provided below and returning a copy to TASB via email to [karen.ogrady@tasb.org](mailto:karen.ogrady@tasb.org). If accepted, this proposal constitutes a Statement of Work that is subject to the terms and conditions of the current Facility Services Master Agreement entered into by and between TASB and Client (Master Agreement). Unless otherwise indicated, all capitalized terms in the Master Agreement shall apply to this Statement of Work. **If you have any questions or need additional information regarding this Statement of Work, please contact the TASB Facility Services contact person for the proposed Services:**

**Karen O’Grady, Services Manager**  
**Email: [karen.ogrady@tasb.org](mailto:karen.ogrady@tasb.org) Phone: 512-738-0197**

Sincerely,

*Jeff Clemmons*  
Jeff Clemmons, TASB Facility Services Director

**Accepted:** San Elizario ISD

\_\_\_\_\_  
Signature

\_\_\_\_\_  
Date

\_\_\_\_\_  
Printed Name

\_\_\_\_\_  
Title

## ATTACHMENT A

### Statement of Work

The following is a description of TASB's Long-Range Facility Planning Assistance Services ("Services"). TASB ("we" and "our") will provide Client ("you" and "your") only those Services specified in this Statement of Work ("SOW").

### **Long Range Facility Planning Assistance**

TASB will assist the Client in the development and completion of a long-range facility plan for district facility needs and efficient long-term use and management of district facilities ("Long Range Facility Plan") by providing the following Services:

#### **1.0 Interviews**

- 1.1 Interview key district staff

#### **2.0 Facilitate Long Range Facility Planning committee meetings**

- 2.1 Assist in identifying key staff and consultants to serve on Client's support team to prepare for committee meetings, presentations, and to provide support for Client's Long Range Facility Planning committee ("Committee") and its work.
- 2.2 Assist in developing agendas, processes, and structures for efficient and effective meetings.
- 2.3 Help guide visioning process
- 2.4 Help guide development of guiding principles

#### **3.0 Collaborate and Review**

- 3.1 Collaborate with Client support team in follow-up meetings to review each Committee meeting
- 3.2 Collaborate with Client support team in follow-up meetings to prepare for subsequent Committee meetings

#### **4.0 Collaborative Presentations with Staff and other Client consultants to Committee**

- 4.1 Facility assessment (by TASB)
- 4.2 Financial assessment (by other Client consultants)
- 4.3 Demographic data and enrollment projections (by other Client consultants)
- 4.4 Educational program assessment (by other Client consultants)
- 4.5 Maintenance plan (by Client)

#### **5.0 Collaborative Presentation to board**

- 5.1 Assist in development of Committee's report to the board
- 5.2 Attend presentation of Committee's report to the board

**Onsite visits:** Service include 10 onsite visits and related expenses. If requested by Client, additional onsite visits will be billed at a separate rate of \$2,500.00 per visit. TASB's fee does not include the cost of services of any third-party which may be requested by Client.

**Invoicing:** Following completion of the Services, Client will be invoiced TASB's fee.

**Plan Updates:** Services include the initial facility plan only. After completion of the facility plan, TASB Facility Services may provide assistance with updates for an additional fee if requested and as agreed to in writing between TASB and Client.

In accepting this SOW, Client acknowledges that TASB, in providing the Services, is providing information only and agrees that Client is responsible for all decisions regarding the use and dissemination of such information. TASB shall only be responsible for the Services specifically set forth

in this SOW to be provided by TASB and shall not be responsible or liable for any actions or work of any third-party, including any employee of Client or Client Consultant. Client further acknowledges that TASB is not an engineering or architectural firm and TASB will not perform any services under this SOW that are required to be performed by a licensed engineer or architect. TASB is neither providing legal advice nor providing information which shall be deemed advice on the structure, timing, and terms of bond issues, and TASB is not providing services in the capacity of a municipal advisor as defined under federal law or regulations, including the Securities and Exchange Act of 1934 and regulations of the Securities and Exchange Commission. Client shall seek bond or legal advice from Client's own counsel or other professional as necessary or appropriate



The Texas Association of School Boards, Inc. (“TASB”), a Texas nonprofit corporation, 12007 Research Boulevard, Austin, Texas 78759, and the undersigned entity (“Client”) enter into this Facility Services Master Agreement (“Agreement”). This Agreement is effective as of the date indicated on the signature page (“Effective Date”).

TASB Facility Services offers basic environmental, facilities, and related services to entities that subscribe to and pay the annual membership fee (“Facility Services Environmental Members”). This Agreement is for services beyond the basic Facility Services membership. The services provided under this Agreement are offered on a separate fee basis and shall be referred to as the “Service” or “Services.”

TASB and Client agree to the following terms and conditions for Client’s engagement of TASB to provide one or more Services:

1. **PURPOSE AND SCOPE.** This Agreement establishes the terms and conditions that apply to Services performed by TASB for Client as described in individual Statements of Work in accordance with Paragraph 2.
2. **STATEMENT OF WORK.** The specific details of the Services will be set out in writing in a Statement of Work (“SOW”), which will describe the Services to be provided and state the payment terms and any technical requirements, performance timelines, acceptance criteria, and other terms regarding the Services.

The SOW must be signed by representatives of both parties (who may be different from the signatories to this Agreement) who are duly authorized to sign on behalf of and bind their respective party. The parties may amend or modify the SOW by change order or other written agreement signed by their duly authorized representatives as may be authorized by their respective policies.

Each SOW is subject to the terms and provisions of this Agreement and is deemed to be incorporated into and attached as an exhibit to this Agreement. If a conflict or difference in terms exists between this Agreement and the SOW, the SOW will control but only to the extent necessary to reconcile the conflict or difference.

3. **TERM.** This Agreement begins on the Effective Date and, subject to

Paragraph 4, continues as provided in this section.

a. If Client is a Facility Services Environmental Member, the initial term of this Agreement will continue until the expiration of the Client's annual membership (August 31) and then automatically renew for successive one year terms co-extensive with Client's Facility Services annual membership (September 1- August 31).

b. If Client is not a Facility Services Environmental Member on the Effective Date, the initial term of this Agreement will be for a period of two years and then automatically renew for successive one year terms.

c. If Client is a Facility Services Environmental Member on the Effective Date of this Agreement but fails to renew Client's Facility Services Environmental membership, Client will be subject to non-Member pricing for all SOWs subsequent to termination of Client's Facility Services membership, and this Agreement will continue until the end of the then current term and automatically renew for successive one year terms unless Client terminates this Agreement in accordance with Paragraph 4.

4. TERMINATION. Either party may terminate this Agreement at any time by giving the other party 30 days advance written notice, which notice will specify the effective date of termination. Additionally, if Client is eligible for TASB Active, Associate, or Affiliate membership and ceases to maintain such membership, this Agreement will terminate at the same time as Client's TASB membership. In the event of termination, TASB and Client may mutually agree in writing to have TASB complete work on any SOW outstanding as of the termination date, which work shall be governed by the terms of this Agreement and the SOW. If this Agreement is terminated, Client will pay all amounts due under any outstanding SOW(s) in accordance with the terms of such SOW(s).

#### 5. INDEPENDENT CONTRACTOR RELATIONSHIP/ SUBCONTRACTORS.

a. In performing the Services, TASB is at all times an independent contractor. Client will have no control over the methods and means of accomplishing the desired result. Under no circumstances will TASB or an employee or agent of TASB be deemed to be an employee or agent of Client. Nothing in this Agreement will be construed to authorize either party to make commitments of any kind for the other without the other party's prior written approval. This Agreement does not constitute or create, and will not in any way be construed, as a joint venture, partnership, or agency between Client and TASB. Further, in performing the Services, TASB does not act and shall not be deemed to be acting in a fiduciary capacity and is not and shall not be deemed to be providing legal advice to Client.

b. TASB may use one or more subcontractors (including sub-subcontractors) to perform the Services, provided that such subcontractors have the licenses, permits, and approvals required by applicable law.

#### 6. PUBLICATION RIGHTS AND CLIENT INFORMATION.

a. Client grants TASB the right to publish Client's name and logo on TASB's website, promotional and marketing materials, or other publication or medium that would identify a TASB Facility Services client. This right also shall extend to images, pictures, and videos of Client's facilities or property, including Services performed. However, under no circumstance will an unobscured image, video, or audio recording of a minor or student be permitted without Client's specific written approval. Moreover, Client shall reserve the right to revoke the right granted in this section at any time by providing written notice to TASB as provided in this Agreement.

b. Client grants TASB a non-exclusive, royalty-free license to use de-identified and aggregated Client data solely for the purpose of improving TASB services. TASB shall not use or disclose Client-specific identifiable data for marketing, benchmarking publications, or external distribution without Client's prior written consent or unless required by law. ~~Client further grants TASB a perpetual, non-exclusive, royalty-free license to copy, modify and use any information and data supplied by Client or on behalf of Client ("Client Information") so that TASB may create analytical trend data in order to improve the quality of TASB services to members, clients, and constituents, as well as to carry out TASB's legitimate business purposes.~~ Unless otherwise authorized in writing or required by law, TASB will not disclose Client Information in a manner that allows individuals or personally identifiable information to be associated with Client's specific information. Notwithstanding the foregoing, Client agrees that Client's name may appear in a list of participating entities for reports containing such analytical trend data.

7. PAYMENT. Client will pay TASB in accordance with the SOW. Unless provided otherwise in the SOW, TASB will invoice Client for each SOW upon completion of the Services. The invoice will identify the Services performed and fees and other charges due and include appropriate supporting documentation to the extent applicable.

Client will pay each invoice in full within **45 days** of the date of the invoice. If Client disputes any portion of an invoice, Client will promptly give written notice to TASB stating the details of the dispute and pay any undisputed amount. TASB's acceptance of any partial payment will not waive TASB's right to receive payment of the disputed amount.

Balances that are more than 45 days past due will accrue **finance charges** at the maximum rate authorized by Chapter 2251 of the Texas Government Code (Prompt Payment Act) or successor statute. TASB reserves the right to delay or suspend performing Services under any SOW if Client fails to timely pay the undisputed amount due under one or more SOW(s).

8. WARRANTIES. Services will be performed by TASB in a good and workmanlike manner, and will conform to the applicable requirements and specifications described in the SOW.

TASB DISCLAIMS ANY AND ALL OTHER EXPRESS WARRANTIES AND ANY AND ALL IMPLIED WARRANTIES, IN REGARD TO ANY INFORMATION, PRODUCTS OR SERVICES FURNISHED UNDER THIS AGREEMENT, INCLUDING WITHOUT LIMITATION, ANY AND ALL IMPLIED WARRANTIES OF MERCHANTABILITY OR FITNESS FOR A PARTICULAR PURPOSE.

9. LIMITATION OF LIABILITY. To the fullest extent permitted by applicable law, TASB's liability to Client under this Agreement is limited to the total dollar amount paid by Client to TASB pursuant to the SOW during the immediately preceding 24 months; provided, however, that this limitation shall not apply to damages resulting from gross negligence, willful misconduct, or violations of applicable law. Nothing in this Agreement shall be construed as a waiver of Client's governmental immunity under Texas law.giving rise to such liability during the immediately preceding 24 months.

IN NO EVENT WILL TASB OR ITS OFFICERS, DIRECTORS, EMPLOYEES, AGENTS, OR REPRESENTATIVES BE LIABLE UNDER THIS AGREEMENT TO CLIENT OR ANY THIRD PARTY, IN CONTRACT, TORT, OR OTHERWISE, FOR

ANY INCIDENTAL, SPECIAL, INDIRECT, CONSEQUENTIAL OR PUNITIVE DAMAGES, INCLUDING WITHOUT LIMITATION DAMAGES FOR ANY LOSS OF USE, LOSS OF TIME, INCONVENIENCE, COMMERCIAL LOSS, OR LOST PROFITS, SAVINGS, OR REVENUE, TO THE FULL EXTENT SUCH MAY BE DISCLAIMED BY LAW.

10. COMPLIANCE WITH LAW AND SAFETY. Each party will comply with all applicable federal, state and local laws, rules, regulations and orders, including without limitation those that require licensing and permitting and those that apply to the handling, management, transport, treatment and/or disposal of (as applicable) unutilized materials and waste and toxic materials and waste. As part of this obligation, each party agrees that it will not knowingly take any action in connection with performance that would be illegal or that would violate such laws, rules, regulations and orders.

TASB is in the business of providing the Services and generally understands the currently known hazards to persons, property and the environment in working with toxic and hazardous materials that may be present with respect to Services that TASB performs under this Agreement. Regardless of this understanding, Client will notify TASB's employees and agents of any known or suspected hazards on Client's property.

#### 11. RELIANCE.

a. In performing Services under this Agreement, TASB shall be entitled to rely on the accuracy and completeness of information provided by Client and Client's contractors.

b. Any assistance or advice which may be provided by TASB as part of performing Services under an SOW under this Agreement is extended solely to Client. No other party, including but not limited to Client's other consultants or contractors, shall be entitled to rely upon advice or information provided by TASB, and TASB will not be authorized or required to represent or speak for Client.

#### 12. MISCELLANEOUS

a. WAIVERS. Failure by either party to enforce any provision of this Agreement does not waive future enforcement of that or another provision. No right or obligation of a party may be waived without the prior written consent of the other party.

b. SUCCESSION AND ASSIGNMENT. This Agreement inures to the benefit of and is binding upon the parties and their respective successors and assigns. Either party may assign or transfer its rights or obligations under this Agreement with the prior written consent of the other party.

c. MEDIATION. The parties agree that, before bringing a lawsuit for any dispute arising out of this Agreement, they will first make a good faith effort to resolve the dispute by mediation. Each party's representative in the mediation must have full authority to compromise and settle any dispute that is the cause of the proceeding, and the results of the mediation will be binding only upon agreement of each party to be bound. The mediation will be held in Austin, Travis County, Texas, or at another location mutually agreed upon by the parties. Each party will pay its own expenses for participating in the mediation, including one-half of the mediator's fees.

d. NOTICES. Unless otherwise specified in a SOW, all notices, requests, and other communications related to this Agreement will be in writing and be delivered by personal delivery, registered or certified mail (return receipt requested), express courier (with postage prepaid), or

electronic facsimile or email (with electronic confirmation of receipt by recipient) addressed to the receiving party at the addresses set out on the signature page. Either party may change its notice information by giving the other party written notice of the change.

e. SEVERABILITY. If any part of this Agreement is declared or held unenforceable for any reason, the remaining parts will continue in full force and effect.

f. GOVERNING LAW, RULE OF CONSTRUCTION, AND VENUE. This Agreement is governed by the laws of the State of Texas without regard to its conflict of laws provisions, and without giving effect to any custom or rule of law requiring construction against the drafter. Venue for any action arising out of this Agreement is in Travis-El Paso County, Texas.

g. ATTORNEYS' FEES. In the event of a lawsuit relating to this Agreement, the prevailing party is entitled to recover reasonable attorneys' fees that are equitable and just.

h. FORCE MAJEURE. Except for payment obligations, neither party will be liable to the other under this Agreement for any failure or delay in performance resulting from causes beyond the reasonable control of that party, including without limitation acts of God; work stoppages due to labor disputes or strikes; material shortages; regulations, decrees, or orders of governmental authorities; riots, war, or rebellion; epidemics; or communication or utility failures. The party claiming force majeure must inform the other party in writing promptly at the beginning and the end of the period of force majeure, use due diligence to overcome obstacles to performance created by the force majeure event, and resume performance promptly after the obstacles have been removed, provided that the Agreement or SOW has not been terminated in the interim. Delay or failure of performance caused by a force majeure event will be excused for the period of delay caused by the force majeure event, provided that the party claiming the event promptly notifies the other party in writing. Neither party shall have any claim for damages against the other resulting from delays or nonperformance caused by a force majeure event.

i. NO BOYCOTT VERIFICATIONS. To the extent required by Texas Government Code §2271.002 and §2274.002 for a written verification that a company contracting with a governmental entity does not boycott Israel, does not boycott energy companies, and does not discriminate against firearm and ammunition industries, TASB verifies that (i) TASB is a Texas nonprofit corporation and, as such, is not subject to the verification requirements and (ii) TASB does not and will not during the term of any SOW under this Agreement boycott or discriminate as defined in Texas Government Code Sections 2271.001 and 2274.001.

j. SURVIVAL. Sections 4, 5, 6, 7, 8, 9, 11 and 12 will survive the expiration or termination, for any reason, of this Agreement.

k. PAYMENT FROM CURRENT REVENUES. Client warrants that all payments required of it under a SOW will be made from current revenues available to Client.

l. ENTIRE AGREEMENT AND AMENDMENT. This Agreement, together with any SOWs and related attachments, constitutes the entire understanding between the parties and supersedes any prior written or oral agreements with respect to the subject matter of this Agreement. This Agreement may be modified or amended only by a written instrument executed by both parties.

m. COUNTERPARTS. This Agreement may be executed by the parties in one or more counterparts, each of which will be an original and all of which will constitute one and the same instrument. A facsimile or imaged signature will be deemed an original.

n. AUTHORITY. This Agreement is executed with Client's full knowledge of its terms and meanings. Each individual signing below represents and warrants that he or she is duly authorized to bind his or her respective party to the terms and conditions of this Agreement.

[SIGNATURE PAGE FOLLOWS]

WHEREFORE, the parties have caused this Master Facility Services Agreement to be executed by their duly authorized representatives.

Effective Date: \_\_\_\_\_ (if left blank, the Effective Date is the last date of signature by the parties below).

Texas Association of School Boards, Inc.

By: \_\_\_\_\_

Name: Jeff Clemmons

Title: Division Director, Facility Services

Date: \_\_\_\_\_

\_\_\_\_\_  
(Client - District or Entity Name)

By: \_\_\_\_\_

(Signature of Authorized Representative)

Name: \_\_\_\_\_

(Printed Name of Authorized Representative)

Title: \_\_\_\_\_

(Authorized Representative Title/Position with Client)

Date: \_\_\_\_\_

Contacts to receive notices:

Client: District/Entity: \_\_\_\_\_

Attention: \_\_\_\_\_

Address: \_\_\_\_\_

TASB: Texas Association of School Boards, Inc.

Attention: Facility Services

PO Box 400

Austin, TX 78767-04





San Elizario ISD  
P.O. Box 920  
San Elizario, TX 79849  
Phone: 915.872.3900  
Fax: 915.872.3903

## MEMORANDUM

**To:** Members of the Board of Trustees  
**From:** Elizabeth Perez, Chief Financial Officer  
Jesus Martinez, Executive Director-Support Services  
**Subject:** Consider and possible Board action to approve Texas Association of School Boards (TASB) purchase over \$25,000 for Facility Assessment Services  
**Date:** March 4, 2026

---

### HISTORY:

On February 11, 2026, during the Regular Board Meeting, information was presented to the board regarding declining enrollment and sustainability. In the presentation, information regarding facility assessments and long-range planning were presented. The board directed administration to procure the services.

**RATIONALE:** The purpose of an educational facilities assessment is to measure the quality, sustainability, functionality, and educational effectiveness of school facilities. The Texas Association of School Boards (TASB) Facility Services will conduct educational facility assessments utilizing a comprehensive appraisal method tailored for elementary, middle, and high school educational levels as well as support areas, includes all district campuses, support buildings and athletic facilities. The timeline to complete facility assessments is 4-6 months, then an additional 3-6 months after that to complete the long-range facility plan.

### BUDGET IMPACT:

The total cost for the facility assessments is \$96k, which would be billed over three years (\$32k per year).

### ADMINISTRATIVE RECOMMENDATION:

The recommendation is for the Board of Trustees to approve the TASB purchase of Facility Assessment Services.

**For Approval?**  Yes  No

**If no, please check one:**  Presentation  Report  Information

**Please check if applicable:**  Attachment Included

---

The mission of the San Elizario Independent School District is to graduate students with innovative skills for 21st-century careers by focusing on academic and social skills, fostering transformative practices, and building community support through positive relationships between home and school.



San Elizario ISD  
P.O. Box 920  
San Elizario, TX 79849  
Phone: 915.872.3900  
Fax: 915.872.3903

## MEMORANDUM

**To:** Members of the Board of Trustees  
**From:** Elizabeth Perez, Chief Financial Officer  
Jesus Martinez, Executive Director-Support Services  
**Subject:** Consider and possible Board action to approve Texas Association of School Boards (TASB) purchase over \$25,000 for Long-Range Facility Planning Services  
**Date:** March 4, 2026

---

### HISTORY:

On February 11, 2026, during the Regular Board Meeting, information was presented to the board regarding declining enrollment and sustainability. In the presentation, information regarding facility assessments and long-range planning were presented. The board directed administration to procure the services.

### RATIONALE:

TASB will assist in the development and completion of a long-range facility plan for district facility needs and efficient long-term use and management of district facilities. Once all the facility assessments have been completed, the information is used in part to construct the long-range facility plan. The timeline to complete facility assessments is 4-6 months, then an additional 3-6 months after that to complete the long-range facility plan.

### BUDGET IMPACT:

The total cost for the long-range facilities plan services is \$25k.

### ADMINISTRATIVE RECOMMENDATION:

The administrative recommendation is for the Board to approve the TASB purchase of Long-Range Facility Planning Services.

**For Approval?**  Yes  No

**If no, please check one:**  Presentation  Report  Information

**Please check if applicable:**  Attachment Included

---

The mission of the San Elizario Independent School District is to graduate students with innovative skills for 21st-century careers by focusing on academic and social skills, fostering transformative practices, and building community support through positive relationships between home and school.

A Proud Community of Champions – Soaring to Excellence!

## Regular Meeting

Wednesday, February 11, 2026 5:30 PM

SEISD Administration Office, 1050 Chicken Ranch Road, San Elizario, TX 79849

### 1. GENERAL FUNCTIONS

#### 1.A. Call Meeting to Order

Meeting was called to Order at 5:30 p.m.

#### 1.B. Roll Call

Eduardo Chavez:	Present
Monica Chavez:	Present
Myrna Hernandez:	Absent
Sandra Licon:	Absent
Axel Lopez:	Present
Lorenzo Luevano:	Present
Alexis Tellez:	Present

Dr. Jeannie Meza-Chavez, Superintendent,  
was also in attendance

#### 1.C. Establish Quorum

#### 1.D. The Pledge of Allegiance

#### 1.E. Texas Pledge of Allegiance

#### 1.F. San Elizario ISD Mission Statement

The mission of the San Elizario Independent School District is to graduate students with innovative skills for 21st-century careers by focusing on academic and social skills, fostering transformative practices, and building community support through positive relationships between home and school.

### 2. OPEN FORUM (three-minute limit per speaker, unless otherwise noted)

Mr. Eric McNab sent an email regarding opposition to Senate Bill 11 to be read during Open Forum. The email was read by Trustee Lorenzo Luevano.

Ms. Joseline Avila sent an email regarding opposition to Senate Bill 11 to be read during Open Forum. The email was read by Board President Eduardo Chavez.

### 3. DISTRICT RECOGNITIONS

#### 3.A. Proclamation of School Breakfast Week

Ms. Aggie Reyes read the National School Breakfast Week Proclamation.

3.B. District Spanish Spelling Bee Winners

Mr. Josue Palomino recognized the San Elizario ISD Spanish Spelling Bee Winners.

3.C. GT Question, Build, Explore, Create Divisional Competition Winners – Alfonso Borrego, Sr. Elementary

Ms. Leticia De Santos recognized Alfonso Borrego, Sr. Elementary School GT Students for being the GT Q-BEC Divisional Competition Winners.

3.D. San Elizario High School Career & Technical Education Recognitions

Ms. Melissa Nunn recognized all CTE Students who competed in the Business Professionals of America, Skills USA, and HOSA competitions.

3.D.1. Business Professionals of America Regional Competition Winners

3.D.2. Skills USA District Competition Winners

3.D.3. HOSA - Future Health Professionals Regional Area Competition Winners

3.E. Fine Arts Recognitions

3.E.1. San Elizario High School

Ms. Laura Chavez recognized San Elizario High School Fine Arts Students who participated in the Starlettes, Folklorico, and Mariachi competitions.

3.E.1.a. Starlettes

3.E.1.b. Ballet Folklorico Cuauhtli

3.E.1.c. Mariachi Aguilas

3.E.2. Ann M. Garcia - Enriquez Middle School

Mr. Alexander Corona recognized Ann M. Garcia-Enriquez Middle School Fine Arts students who participated in the Folklorico competition

3.E.2.a. Folklorico

3.F. Elephant Award Medal Recipient – Mr. Jeffery Seay

Dr. Jeannie Meza-Chavez recognized Mr. Jeffery Seay for receiving the Elephant Award Medal.

4. **NEW BUSINESS / BOARD ACTION ITEMS**

4.A. Board of Trustees Book Study – Start with Why by Simon Sinek

- Chapter 8: Start With Why, But Know How
- Chapter 9: Know Why. Know How. Then What?

The Board of Trustees and Dr. Jeannie Meza-Chavez discussed Chapter 8 and Chapter 9 of the Start with Why by Simon Sinek Book Study

4.B. Discussion and possible Board action regarding resolution to adopt a period of prayer and reading of the Bible or other religious texts on each school day and at every campus for students and employees pursuant to Senate Bill 11

Ms. Blanca Cruz presented the resolution.

Mr. Eduardo Chavez stated school should be a safe place for everybody, regardless of status or belief. Opinions and points of view should be respected.

Ms. Alexis Tellez agreed with Mr. Eduardo Chavez and stated students should be comfortable in our schools.

Mr. Lorenzo Luevano stated all students are already able to participate in prayer and reading of religious text during current non-instructional time.

Motion to not establish a period of prayer or reading of religious texts.

This motion, made by Eduardo Chavez and seconded by Axel Lopez, Passed.

Eduardo Chavez:	Yea
Monica Chavez:	Yea
Myrna Hernandez:	Absent
Sandra Licon:	Absent
Axel Lopez:	Yea
Lorenzo Luevano:	Yea
Alexis Tellez:	Yea
Yea: 5, Nay: 0, Absent: 2	

4.C. Discussion and possible Board action to approve Targeted Improvement Plans

Ms. Blanca Cruz, along with the Curriculum & Instruction Team, presented the targeted

improvements plans for San Elizario High School, Josefa L. Sambrano Elementary School, and Lorenzo G. Loya Primary School.

Motion to approve the Targeted Improvement Plans for San Elizario High School, Josefa L. Sambrano Elementary School and Lorenzo G. Loya Primary School.

This motion, made by Alexis Tellez and seconded by Lorenzo Luevano, Passed.

Eduardo Chavez: Yea  
Monica Chavez: Yea  
Myrna Hernandez: Absent  
Sandra Licon: Absent  
Axel Lopez: Yea  
Lorenzo Luevano: Yea  
Alexis Tellez: Yea  
Yea: 5, Nay: 0, Absent: 2

Dr. Jeannie Meza-Chavez thanked the entire Curriculum & Instructional Team for their continued support.

#### 4.C.1. San Elizario High School

Mr. Troy Enriquez presented the targeted improvement plan for San Elizario High School.

No Questions.

#### 4.C.2. Josefa L. Sambrano Elementary School

Ms. Susana Frescas presented the targeted improvement plan for Josefa L. Sambrano Elementary School.

Mr. Eduardo Chavez thanked Ms. Susana Frescas for supporting the Bluebonnet curriculum.

Mr. Eduardo Chavez asked if the MClass is a computerized test.

Ms. Susana Frescas stated the test is administered by a teacher.

Ms. Alexis Tellez asked how the 2-hour PLC works.

Ms. Susana Frescas stated the 2-hour PLC schedule is every Thursday and is possible by rotating students and

teachers to other activities like makerspace.

Mr. Eduardo Chavez asked if there was anything the campus needed to facilitate the Bluebonnet Curriculum implementation.

Ms. Frescas stated teachers were asking for Spanish materials to implement the Bluebonnet curriculum in the Dual Language classroom.

No more questions.

4.C.3. Lorenzo G. Loya Primary School

Ms. Julissa Esquivel presented the targeted improvement plan for Lorenzo G. Loya Primary School.

No Questions.

4.D. Discussion on Campus Milestones

Mr. Edgar Ponce, along with the Curriculum & Instruction Team, presented the Campus Milestones.

4.D.1. Lorenzo G. Alarcon Elementary School

Ms. Monika Ruiz presented the Lorenzo G. Alarcon Elementary School campus milestones.

No Questions.

4.D.2. Alfonso Borrego, Sr Elementary School

Ms. Martha Santana presented the Alfonso Borrego, Sr. Elementary School campus milestones.

No Questions.

4.D.3. Ann M. Garcia-Enriquez Middle School

Mr. Alexander Corona presented the Ann M. Garcia-Enriquez Middle School campus milestones.

No Questions.

5. **CONSENT AGENDA** - Consider and possible Board action on

Motion to approve the Consent Agenda as presented.

This motion, made by Alexis Tellez and

seconded by Lorenzo Luevano, Passed.

Eduardo Chavez: Yea  
Monica Chavez: Yea  
Myrna Hernandez: Absent  
Sandra Licon: Absent  
Axel Lopez: Yea  
Lorenzo Luevano: Yea  
Alexis Tellez: Yea  
Yea: 5, Nay: 0, Absent: 2

5.A. Financial Reports

5.A.1. Tax Report

5.A.2. Financial Statements

5.A.3. Investment Report

5.A.4. Budget Amendment

5.B. Consider and possible Board action to approve the Request for Proposals for Scalable Internet Service Provider ERATE FY 26 (RFP# 26-1173)

5.C. Consider and possible Board action to approve the 2026 National School Breakfast Week Official Proclamation for San Elizario Independent School District

5.D. Consider approval of minutes for the following:

5.D.1. January 14, 2026 - Regular Board Meeting

5.E. Consider disposal of surplus property declared obsolete and unnecessary by Superintendent or her Designee, to include disposal of broken furniture and technology equipment according to Administrative discretion and by any reasonable means.

5.E.1. Technology Department

**6. PRESENTATIONS / REPORTS / INFORMATION**

6.A. Presentations

6.A.1. Goal Progress Monitoring

6.A.1.a. (HB 3) GPM 1.1 Progress Monitoring - Math Growth for PK4

Mr. Edgar Ponce presented the (HB 3) GPM 1.1 Progress Monitoring - Math Growth for PK4 presentation.

No Questions.

6.A.1.b. (HB 3) GPM 1.2 Progress  
Monitoring - Grades K - 2nd Math  
Growth

Mr. Edgar Ponce presented the (HB 3)  
GPM 1.2 Progress Monitoring - Grades  
K - 2nd Math Growth

Mr. Eduardo Chavez asked if  
computer-based programs like iReady  
are working for students.

Mr. Edgar Ponce and Ms. Blanca Cruz  
stated they will look into the  
effectiveness of the program.

Ms. Susana Frescas stated iReady is  
helping her teachers measure student  
growth.

Ms. Monika Ruiz stated iReady is  
being used as a Tier II tool. Once  
students advance, they go back to  
Tier I interventions.

No more questions.

6.A.1.c. Presentation - Goal Progress  
Monitoring 1.1 and 1.2

6.B. Reports

6.B.1. 2024-2025 Texas Academic  
Performance Reports (TAPR)

6.B.1.a. TAPR - District

6.B.1.b. TAPR - San Elizario High  
School

6.B.1.c. TAPR - Ann M. Garcia-Enriquez  
Middle School

6.B.1.d. TAPR - Lorenzo G. Alarcon  
Elementary School

6.B.1.e. TAPR - Alfonso Borrego, Sr.  
Elementary School

6.B.1.f. TAPR - Josefa L. Sambrano  
Elementary School

6.B.1.g. TAPR - Lorenzo G. Loya  
Primary School

6.B.2. 2023 - 2024 School Report Cards

6.B.2.a. Report Card - District

6.B.2.b. Report Card - San Elizario  
High School

6.B.2.c. Report Card - Ann M. Garcia-  
Enriquez Middle School

6.B.2.d. Report Card - Lorenzo G.  
Alarcon Elementary School

6.B.2.e. Report Card - Alfonso Borrego, Sr. Elementary School

6.B.2.f. Report Card - Josefa L. Sambrano Elementary School

6.B.2.g. Report Card - Lorenzo G. Loya Elementary School

6.B.3. Child Nutrition Services - Meal Service Update

6.C. Information

6.C.1. Board Training

6.C.1.a. 2026 Grassroots Meeting -  
February 10, 2026  
Ysleta ISD  
9600 Sims Dr, El Paso, TX  
6:00 p.m. - 8:00 p.m.

Ms. Alexis Tellez stated Mr. Lorenzo Luevano was named the Grassroot representative for Region 19 and she was name the alternate.

6.C.1.b. NSBA 2026 - April 10 to 12, 2026, San Antonio, TX

6.C.2. Enrollment Update

6.C.2.a. Discussion regarding Declining Enrollment & Sustainability

Dr. Jeannie Meza-Chavez, and Cabinet Team Members presented the declining enrollment & sustainability information.

Ms. Gina Ramirez started the human resources part of the presentation.

Ms. Alexis Tellez asked if there is a report that shows which full-time positions have been consolidated by attrition in the past three years.

Ms. Gina Ramirez stated she would create that report.

Mr. Jesus Martinez started the support services part of the presentation.

Dr. Jeannie Meza-Chavez stated the provided support services list includes district campus needs and wants.

Ms. Alexis Tellez stated the

community has questions about attendance boundary changes.

Dr. Jeannie Meza-Chavez stated the attendance boundary changes have been visited before. Unfortunately, declining enrollment has an impact on campus enrollment.

Ms. Alexis Tellez stated she would like guidance on how the attendance boundary works to understand how students are assigned to campuses.

Ms. Elizabeth Perez presented the finance part of the presentation.

Dr. Jeannie Meza-Chavez asked the board to ask questions and discuss district sustainability.

Mr. Lorenzo Luevano stated we should provide campus information to the community. The numbers will help the community understand the future sustainability of the district. Planning efficiently and disseminating the information will help the board and the community make the decision in a timely manner.

Mr. Eduardo Chavez stated TRE and/or Bond preparations need to be started. A decision needs to be made, but it shouldn't be made based on numbers or data; conversations need to be had with the community and employees.

Mr. Lorenzo Luevano stated he agrees with not making the decision solely on data but thinks it's a good starting point on bringing awareness to the community.

Mr. Eduardo Chavez stated the TRE and/or Bond preparations will need to start as to make it for the May 2027 election instead of the November 2026 election.

Dr. Jeannie Meza-Chavez stated the timelines presented for TRE and/or Bond preparations are just for information. The timeline can be revised and its contingent on the

facility assessment and long-range facility plan.

Ms. Alexis Tellez stated that election dates must be chosen correctly so that there is a good voter turnout.

Dr. Jeannie Meza-Chavez asked district leaders to help gather questions from the community/employees and to provide factual information.

6.C.3. Athletic Stipends

6.C.4. Health Fund Information

6.C.5. CTE Courses

6.C.5.a. CTE Course Requests

6.C.5.b. CCMR Student Survey

6.C.6. 7th and 8th Grade RLA 25 vs 26  
Local Assessment Data Comparison

7. **EXECUTIVE SESSION**

The Board entered a closed meeting at 9:07 p.m. to discuss personnel matters, to consult with attorney, to discuss real estate matters, to consider recommendations for hiring of personnel or termination of personnel and other personnel matters under Sec. 551.071, 551.072 and 551.074, Texas Gov. Code:

8. **THE BOARD WILL RETURN TO OPEN SESSION TO TAKE POSSIBLE ACTION ON THE MATTERS DISCUSSED IN EXECUTIVE SESSION**

The Board returned to open session at 10:04 p.m. There were no matters discussed in Executive Session.

9. **NEXT MEETING DATE:**

Special Board Meeting: Wednesday, February 25, 2026 at 5:30 p.m.

Regular Board Meeting: Wednesday, March 4, 2026 at 5:30 p.m.

Team of Eight Training: Thursday, March 5, 2026 at 5:30 p.m.

10. **ADJOURNMENT**

Motion to adjourn the meeting at 10:05 p.m.

This motion, made by Lorenzo Luevano and seconded by Monica Chavez, Passed.

Eduardo Chavez: Yea

Monica Chavez: Yea  
Myrna Hernandez: Absent  
Sandra Licon: Absent  
Axel Lopez: Yea  
Lorenzo Luevano: Yea  
Alexis Tellez: Yea  
Yea: 5, Nay: 0, Absent: 2

---

Board President

---

Board Secretary



San Elizario ISD  
P.O. Box 920  
San Elizario, TX 79849  
Phone: 915.872.3900  
Fax: 915.872.3903

## MEMORANDUM

**To:** Members of the Board of Trustees  
**From:** Vicente Rodriguez, Executive Director of Technology  
**Subject:** February 2026 Technology Fixed Asset Discard  
**Date:** March 04, 2026

---

### HISTORY:

Campus and Departments periodically replace obsolete or non-repairable technology items. To aid the campuses and departments in removing these items to maximize space, the Technology Department will submit monthly disposal lists for approval.

### RATIONALE:

The District Technology Department has reviewed the items on the attached lists and concurs with campus/department(s) administration to dispose of or sell the listed items.

### BUDGET:

There is no budget impact.

### ADMINISTRATIVE RECOMMENDATION:

For the Board to declare the fixed assets listed as surplus and authorize the administration to sell or dispose of items by any reasonable means.

**For Approval?**  Yes  No

**If no, please check one:**  Presentation  Report  Information

**Please check if applicable:**  Attachment Included

---

The mission of the San Elizario Independent School District is to graduate students with innovative skills for 21st-century careers by focusing on academic and social skills, fostering transformative practices, and building community support through positive relationships between home and school.

A Proud Community of Champions – Soaring to Excellence!

Alfonso

Borrego

Elementary



**Fixed Asset Discard List**

Other: \_\_\_\_\_

Excell \_\_\_\_\_

**Campus**

(Please Check Appropriate Campus)

SE High School

Middle School

Alarcon

Borrego \_\_\_\_\_

	Room#	Description	Tag Number/Serial	Qty	Comment	TAKEN
1	200	Lenovo Chromebook	2600002568	1	obsolete	
2	200	Lenovo Chromebook	2600005063	1	obsolete	
3	200	Lenovo Chromebook	2600005113	1	obsolete	
4	200	Lenovo Chromebook	2600005086	1	obsolete	
5	200	Lenovo Chromebook	2600005044	1	obsolete	
6	200	Lenovo Chromebook	2600002549	1	obsolete	
7	200	Lenovo Chromebook	2600004976	1	obsolete	
8	200	Lenovo Chromebook	2600005087	1	obsolete	
9	200	Dell Chromebook	3600007559	1	obsolete	
10	200	Dell Chromebook	3600007613	1	obsolete	
11	200	Dell Chromebook	3600005513	1	obsolete	
12	200	Lenovo Chromebook	2600005110	1	obsolete	
13	200	Lenovo Chromebook	3600002769	1	obsolete	
14	200	Lenovo Chromebook	3600003966	1	obsolete	
15	200	Lenovo Chromebook	2600004973	1	obsolete	
16	200	Lenovo Chromebook	3600002549	1	obsolete	
17	200	Lenovo Chromebook	2600005119	1	obsolete	
18	200	Lenovo Chromebook	2600004963	1	obsolete	
19	200	Lenovo Chromebook	2600005057	1	obsolete	
20	200	Lenovo Chromebook	3600002508	1	obsolete	
21	200	Lenovo Chromebook	3600004415	1	obsolete	
22	200	Lenovo Chromebook	3600003977	1	obsolete	
23	200	Lenovo Chromebook	3600004403	1	obsolete	
24	200	Lenovo Chromebook	3600003989	1	obsolete	
25	200	Lenovo Chromebook	3600003962	1	obsolete	
26	200	Lenovo Chromebook	3600004428	1	obsolete	
27	200	Lenovo Chromebook	3600003947	1	obsolete	
28	200	Lenovo Chromebook	3600004419	1	obsolete	
29	200	Lenovo Chromebook	3600003986	1	obsolete	
30	200	Lenovo Chromebook	3600003932	1	obsolete	

Date: 2/5/24


Authorized Campus  
Signature

*J.R. Robles*

Page 1 of 13



**Fixed Asset Discard List**

Other:   
 Excell   
 Borrego

Campus (Please Check Appropriate Campus)  
 SE High School  Middle School  Alarcon

	Room#	Description	Tag Number/Serial	Qty	Comments	TAKEN
1	200	Lenovo Chromebook	3600003963	1	obsolete	
2	200	Lenovo Chromebook	3600002762	1	obsolete	
3	200	Lenovo Chromebook	3600004006	1	obsolete	
4	200	Lenovo Chromebook	3600003948	1	obsolete	
5	200	Lenovo Chromebook	3600003933	1	obsolete	
6	200	Lenovo Chromebook	3600004451	1	obsolete	
7	200	Lenovo Chromebook	3600003953	1	obsolete	
8	200	Lenovo Chromebook	2600005058	1	obsolete	
9	200	Lenovo Chromebook	3600003952	1	obsolete	
10	200	Lenovo Chromebook	2600004975	1	obsolete	
11	200	Lenovo Chromebook	3600004423	1	obsolete	
12	200	Lenovo Chromebook	3600003994	1	obsolete	
13	200	Lenovo Chromebook	3600003965	1	obsolete	
14	200	Lenovo Chromebook	3600003938	1	obsolete	
15	200	Lenovo Chromebook	3600002771	1	obsolete	
16	200	Lenovo Chromebook	2600005127	1	obsolete	
17	200	Lenovo Chromebook	2600005083	1	obsolete	
18	200	Lenovo Chromebook	3600004027	1	obsolete	
19	200	Lenovo Chromebook	3600002569	1	obsolete	
20	200	Lenovo Chromebook	3600002574	1	obsolete	
21	200	Lenovo Chromebook	3600002588	1	obsolete	
22	200	Lenovo Chromebook	3600004021	1	obsolete	
23	200	Lenovo Chromebook	2600005089	1	obsolete	
24	200	Lenovo Chromebook	3600002543	1	obsolete	
25	200	Lenovo Chromebook	2600005042	1	obsolete	
26	200	Lenovo Chromebook	3600002582	1	obsolete	
27	200	Lenovo Chromebook	3600002756	1	obsolete	
28	200	Lenovo Chromebook	3600004427	1	obsolete	
29	200	Lenovo Chromebook	3600004438	1	obsolete	
30	200	Lenovo Chromebook	3600002568	1	obsolete	


Date: 2/5/13

Authorized Campus  
Signature [Handwritten Signature]

Page 2 of 13



**Fixed Asset Discard List**

Other:   
 Excell   
 Borrego

Campus (Please Check Appropriate Campus)

SE High School  Middle School  Alarcon  Borrego

	Room#	Description	Tag Number/Serial	Qty	Comments/	TAKEN
1	200	Lenovo Chromebook	3600004432	1	obsolete	
2	200	Lenovo Chromebook	3600003975	1	obsolete	
3	200	Lenovo Chromebook	3600002783	1	obsolete	
4	200	Lenovo Chromebook	3600003960	1	obsolete	
5	200	Lenovo Chromebook	2600005114	1	obsolete	
6	200	Lenovo Chromebook	2600005056	1	obsolete	
7	200	Lenovo Chromebook	2600005056	1	obsolete	
8	200	Lenovo Chromebook	2600005102	1	obsolete	
9	200	Lenovo Chromebook	2600005070	1	obsolete	
10	200	Lenovo Chromebook	2600005075	1	obsolete	
11	200	Lenovo Chromebook	2600005106	1	obsolete	
12	200	Lenovo Chromebook	3600002609	1	obsolete	
13	200	Lenovo Chromebook	2600005078	1	obsolete	
14	200	Lenovo Chromebook	3600003939	1	obsolete	
15	200	Lenovo Chromebook	2600005121	1	obsolete	
16	200	Lenovo Chromebook	3600004408	1	obsolete	
17	200	Lenovo Chromebook	3600004409	1	obsolete	
18	200	Lenovo Chromebook	3600002793	1	obsolete	
19	200	Lenovo Chromebook	3600003980	1	obsolete	
20	200	Lenovo Chromebook	2600005088	1	obsolete	
21	200	Lenovo Chromebook	3600003964	1	obsolete	
22	200	Lenovo Chromebook	3600003946	1	obsolete	
23	200	Lenovo Chromebook	2600005098	1	obsolete	
24	200	Lenovo Chromebook	2600005055	1	obsolete	
25	200	Lenovo Chromebook	2600005061	1	obsolete	
26	200	Lenovo Chromebook	3600002591	1	obsolete	
27	200	Lenovo Chromebook	2600005109	1	obsolete	
28	200	Lenovo Chromebook	3600004439	1	obsolete	
29	200	Lenovo Chromebook	3600003926	1	obsolete	
30	200	Lenovo Chromebook	3600004022	1	obsolete	


Date: 2/5/13

Authorized Campus  
Signature

*J. Robles*

Page 3 of 13



Other:   
 Excell   
 Borrego

# Fixed Asset Discard List

Campus (Please Check Appropriate Campus)

SE High School  Middle School  Alarcon  Borrego

	Room#	Description	Tag Number/Serial	Qty	Comments	TAKEN
1	200	Lenovo Chromebook	3600002596	1	obsolete	
2	200	Lenovo Chromebook	3600004442	1	obsolete	
3	200	Lenovo Chromebook	3600003983	1	obsolete	
4	200	Lenovo Chromebook	3600002608	1	obsolete	
5	200	Lenovo Chromebook	3600003981	1	obsolete	
6	200	Lenovo Chromebook	3600003945	1	obsolete	
7	200	Dell Chromebook	3600007650	1	obsolete	
8	200	Dell Chromebook	3600007690	1	obsolete	
9	200	Lenovo Chromebook	2600005046	1	obsolete	
10	200	Lenovo Chromebook	3600003974	1	obsolete	
11	200	Lenovo Chromebook	2600002638	1	obsolete	
12	200	Lenovo Chromebook	3600004025	1	obsolete	
13	200	Lenovo Chromebook	3600002604	1	obsolete	
14	200	Lenovo Chromebook	3600002773	1	obsolete	
15	200	Lenovo Chromebook	2600005092	1	obsolete	
16	200	HP Chromebook	2600004363	1	obsolete	
17	200	Lenovo Chromebook	3600004012	1	obsolete	
18	200	Lenovo Chromebook	2600002626	1	obsolete	
19	200	Lenovo Chromebook	3600003969	1	obsolete	
20	200	Lenovo Chromebook	3600004441	1	obsolete	
21	200	Lenovo Chromebook	3600003976	1	obsolete	
22	200	Lenovo Chromebook	3600004001	1	obsolete	
23	200	Lenovo Chromebook	3600002578	1	obsolete	
24	200	Lenovo Chromebook	3600003942	1	obsolete	
25	200	Lenovo Chromebook	3600003987	1	obsolete	
26	200	Lenovo Chromebook	3600002518	1	obsolete	
27	200	Lenovo Chromebook	3600002514	1	obsolete	
28	200	Lenovo Chromebook	3600004416	1	obsolete	
29	200	Lenovo Chromebook	3600004446	1	obsolete	
30	200	HP Chromebook	2600004373	1	obsolete	

Date: 2/5/13

Authorized Campus Signature R. Robles  
 Page 4 of 13



**Fixed Asset Discard List**

Other:



Excell

Loya

**Campus**

(Please Check Appropriate Campus)

SE High School

Middle School

Alarcon

Borrego

Sambrano

	Room#	Description	Tag Number/Serial	Qty	Comments/	TAKEN
1	200	Dell Chromebook	3600007633	1	obsolete	
2	200	Dell Chromebook	3600007651	1	obsolete	
3	200	Dell Chromebook	3600007689	1	obsolete	
4	200	Lenovo Chromebook	3600002789	1	obsolete	
5	200	Lenovo Chromebook	2600005048	1	obsolete	
6	200	Dell Chromebook	3600007186	1	obsolete	
7	200	Lenovo Chromebook	3600002788	1	obsolete	
8	200	HP Chromebook	2600004388	1	obsolete	
9	200	Dell Chromebook	3600007644	1	obsolete	
10	200	Dell Laptop	3600004682	1	obsolete	
11	200	Dell Laptop	3600004678	1	obsolete	
12	200	Dell Chromebook	3600005468	1	obsolete	
13	200	Lenovo Chromebook	2600002593	1	obsolete	
14	200	Lenovo Chromebook	2600002548	1	obsolete	
15	200	Lenovo Chromebook	3600004373	1	obsolete	
16	200	Dell Chromebook	3600007184	1	obsolete	
17	200	Dell Chromebook	3600007209	1	obsolete	
18	200	Dell Chromebook	3600007179	1	obsolete	
19	200	Dell Chromebook	3600005490	1	obsolete	
20	200	Dell Chromebook	3600007658	1	obsolete	
21	200	Dell Chromebook	3600007672	1	obsolete	
22	200	Dell Chromebook	3600007635	1	obsolete	
23	200	Dell Chromebook	3600007589	1	obsolete	
24	200	HP Chromebook	2600004345	1	obsolete	
25	200	Lenovo Chromebook	3600003972	1	obsolete	
26	200	Lenovo Chromebook	3600002530	1	obsolete	
27	200	HP Chromebook	2600004348	1	obsolete	
28	200	Lenovo Chromebook	2600002611	1	obsolete	
29	200	Lenovo Chromebook	3600003982	1	obsolete	
30	200	Dell Chromebook	3600003971	1	obsolete	

Date: 2/15/24


Authorized Campus  
Signature

*J. Robles*

Page 6 of 13



# Fixed Asset Discard List

Other:   
 Excell   
 Borrego

Campus (Please Check Appropriate Campus)

SE High School  Middle School  Alarcon

	Room#	Description	Tag Number/Serial	Qty	Comments/TAKEN
1	200	Dell Chromebook	3600005448	1	obsolete
2	200	Dell Chromebook	3600005505	1	obsolete
3	200	Lenovo Chromebook	2600004967	1	obsolete
4	200	Dell Chromebook	3600005488	1	obsolete
5	200	Dell Chromebook	3600005427	1	obsolete
6	200	Aver Document Camera	3600002434	1	obsolete
7	200	Lenovo Chromebook	2600005120	1	obsolete
8	200	Lenovo Chromebook	2600004974	1	obsolete
9	200	Lenovo Chromebook	3600002759	1	obsolete
10	200	Dell Chromebook	3600007126	1	obsolete
11	200	Lenovo Chromebook	3600003995	1	obsolete
12	200	Brother Printer	2600002116	1	obsolete
13	200	Symbol Scanner	S?N ZOCY8J	1	obsolete
14	200	Dell Chromebook	3600007188	1	obsolete
15	200	Dell Chromebook	3600005520	1	obsolete
16	200	Dell Chromebook	3600005486	1	obsolete
17	200	Lenovo Chromebook	2600002644	1	obsolete
18	200	Lenovo Chromebook	3600003941	1	obsolete
19	200	Lenovo Chromebook	2600002621	1	obsolete
20	200	Dell Chromebook	3600007621	1	obsolete
21	200	HP Chromebook	2600004395	1	obsolete
22	200	HP Chromebook	2600004351	1	obsolete
23	200	Dell Chromebook	3600007583	1	obsolete
24	200	Dell Chromebook	3600005441	1	obsolete
25	200	Lenovo Chromebook	3600002755	1	obsolete
26	200	Lenovo Chromebook	3600003935	1	obsolete
27	200	Dell Chromebook	3600005446	1	obsolete
28	200	Lenovo Chromebook	3600002536	1	obsolete
29	200	Dell Desk Top	1403273745	1	obsolete
30	200	Lenovo Chromebook	2600002597	1	obsolete

Date: 2/15/26

Authorized Campus  
Signature

*J. Rhodes*

Page 7 of 13



**Fixed Asset Discard List**

- Other:
- Excell
- Borrego

Campus (Please Check Appropriate Campus)

SE High School  Middle School  Alarcon

	Room#	Description	Tag Number/Serial	Qty	Comments	TAKEN
1	200	Dell Laptop	3600004241	1	obsolete	
2	200	Dell Laptop	2600002047	1	obsolete	
3	200	Lenovo Chromebook	2600005068	1	obsolete	
4	200	Lenovo Chromebook	2600005072	1	obsolete	
5	200	Lenovo Chromebook	3600001511	1	obsolete	
6	200	Lenovo Chromebook	2600005101	1	obsolete	
7	200	Lenovo Chromebook	2600005097	1	obsolete	
8	200	Dell Chromebook	3600005437	1	obsolete	
9	200	Dell Chromebook	3600005461	1	obsolete	
10	200	Dell Chromebook	3600005497	1	obsolete	
11	200	Dell Chromebook	3600007606	1	obsolete	
12	200	Dell Chromebook	3600005519	1	obsolete	
13	200	Dell Chromebook	3600007600	1	obsolete	
14	200	Dell Chromebook	3600005495	1	obsolete	
15	200	Dell Laptop	3600001797	1	obsolete	
16	200	Califone Radio/Cassette	611102045	1	obsolete	
17	200	Scanner	2600002158	1	obsolete	
18	200	View Sonic Projector	1302282527	1	obsolete	
19	200	Lakeshore Radio/Cassette	910292257	1	obsolete	
20	200	Lenovo Chromebook	3600004452	1	obsolete	
21	200	HP Chromebook	2600004355	1	obsolete	
22	200	HP Chromebook	2600004347	1	obsolete	
23	200	Dell Chromebook	3600007677	1	obsolete	
24	200	Dell Chromebook	3600004019	1	obsolete	
25	200	Lenovo Chromebook	2600005107	1	obsolete	
26	200	Lenovo Chromebook	2600005085	1	obsolete	
27	200	Lenovo Chromebook	2600002577	1	obsolete	
28	200	HP Chromebook	2600004332	1	obsolete	
29	200	Lenovo Chromebook	2600004968	1	obsolete	
30	200	Dell Laptop	3600004119	1	obsolete	


Date: 2/15/26

Authorized Campus Signature [Signature]

Page 8 of 13



# Fixed Asset Discard List

Other: 

Excell

Campus (Please Check Appropriate Campus)

SE High School

Middle School

Alarcon

Borrego

	Room#	Description	Tag Number/Serial	Qty	Comments/	TAKEN
1	200	Lenovo Chromebook	3600002613	1	obsolete	
2	200	Lenovo Chromebook	2600005038	1	obsolete	
3	200	Lenovo Chromebook	2600005064	1	obsolete	
4	200	Lenovo Chromebook	2600005066	1	obsolete	
5	200	Lenovo Chromebook	2600004966	1	obsolete	
6	200	Lenovo Chromebook	3600004444	1	obsolete	
7	200	Lenovo Chromebook	2600004979	1	obsolete	
8	200	Lenovo Chromebook	2600005076	1	obsolete	
9	200	Lenovo Chromebook	3600004425	1	obsolete	
10	200	Lenovo Chromebook	3600002550	1	obsolete	
11	200	Lenovo Chromebook	2600005090	1	obsolete	
12	200	Lenovo Chromebook	2600005084	1	obsolete	
13	200	Lenovo Chromebook	2600002562	1	obsolete	
14	200	Lenovo Chromebook	2600005067	1	obsolete	
15	200	Lenovo Chromebook	2600005033	1	obsolete	
16	200	Lenovo Chromebook	2600005118	1	obsolete	
17	200	Lenovo Chromebook	3600004422	1	obsolete	
18	200	Lenovo Chromebook	2600002541	1	obsolete	
19	200	Lenovo Chromebook	3600002607	1	obsolete	
20	200	Lenovo Chromebook	3600002030	1	obsolete	
21	200	Lenovo Chromebook	3600002553	1	obsolete	
22	200	Lenovo Chromebook	2600002554	1	obsolete	
23	200	Lenovo Chromebook	3600002567	1	obsolete	
24	200	Lenovo Chromebook	3600004450	1	obsolete	
25	200	Lenovo Chromebook	3600002785	1	obsolete	
26	200	Lenovo Chromebook	3600004405	1	obsolete	
27	200	Dell Chromebook	3600005450	1	obsolete	
28	200	Lenovo Chromebook	2600005054	1	obsolete	
29	200	Lenovo Chromebook	3600002528	1	obsolete	
30	200	Lenovo Chromebook	3600002545	1	obsolete	

Date: 2/15/26

Authorized Campus Signature A. P. Rojas

Page 9 of 13



# Fixed Asset Discard List

Other: \_\_\_\_\_

Excell

Campus

(Please Check Appropriate Campus)

SE High School

Middle School

Alarcon

Borrego

	Room#	Description	Tag Number/Serial	Qty	Comments	TAKEN
1	200	Dell Laptop	3600004244	1	obsolete	
2	200	Lenovo Chromebook	2600002607	1	obsolete	
3	200	Flip Video Mino	1001064331	1	obsolete	
4	200	Flip Video Mino	1001064022	1	obsolete	
5	200	Lenovo Chromebook	2600002609	1	obsolete	
6	200	Dell Laptop	3600004120	1	obsolete	
7	200	Lenovo Chromebook	2600005112	1	obsolete	
8	200	Lenovo Chromebook	2600002612	1	obsolete	
9	200	Lenovo Chromebook	2600005096	1	obsolete	
10	200	Lenovo Chromebook	2600005050	1	obsolete	
11	200	Lenovo Chromebook	2600005104	1	obsolete	
12	200	Lenovo Chromebook	2600002619	1	obsolete	
13	200	Lenovo Chromebook	2600005125	1	obsolete	
14	200	Lenovo Chromebook	3600002036	1	obsolete	
15	200	Lenovo Chromebook	2600002545	1	obsolete	
16	200	Lenovo Chromebook	2600005126	1	obsolete	
17	200	Lenovo Chromebook	2600004972	1	obsolete	
18	200	Lenovo Chromebook	2600002560	1	obsolete	
19	200	Lenovo Chromebook	2600002583	1	obsolete	
20	200	Lenovo Chromebook	3600002768	1	obsolete	
21	200	Lenovo Chromebook	3600003998	1	obsolete	
22	200	Lenovo Chromebook	3600002538	1	obsolete	
23	200	Lenovo Chromebook	3600002542	1	obsolete	
24	200	Lenovo Chromebook	3600004003	1	obsolete	
25	200	Lenovo Chromebook	3600002749	1	obsolete	
26	200	Lenovo Chromebook	3600002544	1	obsolete	
27	200	Lenovo Chromebook	3600002519	1	obsolete	
28	200	Lenovo Chromebook	3600002750	1	obsolete	
29	200	Lenovo Chromebook	3600002583	1	obsolete	
30	200	Lenovo Chromebook	3600003943	1	obsolete	

Date: 2/5/26

Authorized Campus  
Signature [Signature]

Page 10 of 13



# Fixed Asset Discard List

Campus

(Please Check Appropriate Campus)

SE High School

Middle School

Alarcon

Other:

Excell

Borrego

- 1
- 2
- 3
- 4
- 5
- 6
- 7
- 8
- 9
- 10
- 11
- 12
- 13
- 14
- 15
- 16
- 17
- 18
- 19
- 20
- 21
- 22
- 23
- 24
- 25
- 26
- 27
- 28
- 29
- 30

Room#	Description	Tag Number/Serial	Qty	Comments	TAKEN
200	Lenovo Chromebook	3600002560	1	obsolete	
200	Lenovo Chromebook	2600002622	1	obsolete	
200	Lenovo Chromebook	2600002555	1	obsolete	
200	Lenovo Chromebook	2600004971	1	obsolete	
200	Lenovo Chromebook	3600004009	1	obsolete	
200	Lenovo Chromebook	3600003979	1	obsolete	
200	Lenovo Chromebook	3600003999	1	obsolete	
200	Lenovo Chromebook	3600002573	1	obsolete	
200	Lenovo Chromebook	3600004440	1	obsolete	
200	Lenovo Chromebook	3600002520	1	obsolete	
200	Lenovo Chromebook	3600004029	1	obsolete	
200	Lenovo Chromebook	3600004431	1	obsolete	
200	Lenovo Chromebook	3600002575	1	obsolete	
200	Lenovo Chromebook	3600004449	1	obsolete	
200	Lenovo Chromebook	3600004420	1	obsolete	
200	Lenovo Chromebook	3600003997	1	obsolete	
200	Lenovo Chromebook	3600002555	1	obsolete	
200	Lenovo Chromebook	3600002556	1	obsolete	
200	Lenovo Chromebook	3600002534	1	obsolete	
200	Lenovo Chromebook	2600005099	1	obsolete	
200	Lenovo Chromebook	3600002539	1	obsolete	
200	Lenovo Chromebook	3600002752	1	obsolete	
200	Lenovo Chromebook	3600002786	1	obsolete	
200	Lenovo Chromebook	3600004032	1	obsolete	
200	Lenovo Chromebook	3600004436	1	obsolete	
200	Lenovo Chromebook	3600004020	1	obsolete	
200	Lenovo Chromebook	3600002594	1	obsolete	
200	Lenovo Chromebook	3600003954	1	obsolete	
200	Lenovo Chromebook	3600004018	1	obsolete	
200	Lenovo Chromebook	3600002590	1	obsolete	

Date: 2/15/26

Authorized Campus  
Signature

Page 11 of 13

# Fixed Asset Discard List



Other: 

Excell

Borrego

Campus

(Please Check Appropriate Campus)

SE High School

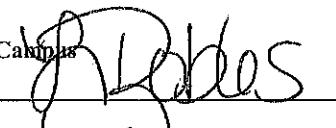
Middle School

Alarcon

Borrego

	Room#	Description	Tag Number/Serial	Qty	Comment	TAKEN
1	200	Lenovo Chromebook	3600004014	1	obsolete	
2	200	Lenovo Chromebook	3600003996	1	obsolete	
3	200	Lenovo Chromebook	3600004448	1	obsolete	
4	200	Lenovo Chromebook	2600004970	1	obsolete	
5	200	Lenovo Chromebook	3600003955	1	obsolete	
6	200	Lenovo Chromebook	3600002551	1	obsolete	
7	200	Lenovo Chromebook	3600002790	1	obsolete	
8	200	Lenovo Chromebook	2600005122	1	obsolete	
9	200	Lenovo Chromebook	3600004443	1	obsolete	
10	200	Lenovo Chromebook	3600002541	1	obsolete	
11	200	Lenovo Chromebook	3600002599	1	obsolete	
12	200	Lenovo Chromebook	3600002616	1	obsolete	
13	200	Lenovo Chromebook	3600002593	1	obsolete	
14	200	Lenovo Chromebook	3600004031	1	obsolete	
15	200	Lenovo Chromebook	2600002565	1	obsolete	
16	200	Lenovo Chromebook	3600004000	1	obsolete	
17	200	Lenovo Chromebook	3600002791	1	obsolete	
18	200	Lenovo Chromebook	3600002592	1	obsolete	
19	200	Lenovo Chromebook	3600002621	1	obsolete	
20	200	Lenovo Chromebook	3600005043	1	obsolete	
21	200	Lenovo Chromebook	3600002572	1	obsolete	
22	200	Lenovo Chromebook	2600005036	1	obsolete	
23	200	Lenovo Chromebook	3600002619	1	obsolete	
24	200	Lenovo Chromebook	3600004007	1	obsolete	
25	200	Lenovo Chromebook	3600003958	1	obsolete	
26	200	Lenovo Chromebook	2600005108	1	obsolete	
27	200	Lenovo Chromebook	3600004015	1	obsolete	
28	200	Lenovo Chromebook	3600002776	1	obsolete	
29	200	Lenovo Chromebook	3600003937	1	obsolete	
30	200	Lenovo Chromebook	2600005074	1	obsolete	

Date: 2/15/26

Authorized Campus  
Signature:   
12/13



**Fixed Asset Discard List**

Other: \_\_\_\_\_

Excell



**Campus** (Please Check Appropriate Campus)

SE High School

Middle School

Alarcon

Borrego

	Room#	Description	Tag Number/Serial	Qty	Comment	TAKEN
1	200	Lenovo Chromebook	3600003949	1	obsolete	
2	200	Lenovo Chromebook	3600002586	1	obsolete	
3	200	Lasonic Stereo	s/n0212T6S285798	1	obsolete	
4	200	Lenovo Chromebook	2600005071	1	obsolete	
5	200	Dell Chromebook	3600005514	1	obsolete	
6	200	Lenovo Chromebook	3600002535	1	obsolete	
7	200	Lenovo Chromebook	2600002659	1	obsolete	
8	200	Lenovo Chromebook	2600002550	1	obsolete	
9	200	Lenovo Chromebook	2600005035	1	obsolete	
10	200	Lenovo Chromebook	2600002591	1	obsolete	
11	200	Lenovo Chromebook	3600005443	1	obsolete	
12	200	Lenovo Chromebook	3600007574	1	obsolete	
13	200	Lenovo Chromebook	3600005430	1	obsolete	
14	200	Lenovo Chromebook	3600004447	1	obsolete	
15	200	Lenovo Chromebook	2600005060	1	obsolete	
16	200	HP Chromebook	2600004321	1	obsolete	
17	200	HP Chromebook	2600004367	1	obsolete	
18	200	HP Chromebook	2600004329	1	obsolete	
19	200	Dell Chromebook	3600005491	1	obsolete	
20						
21						
22						
23						
24						
25						
26						
27						
28						
29						
30						

Date: 2/5/26

Authorized Campus  
Signature [Signature]  
Page 13 of 13

Josefa L.  
Sambrano  
Elementary



# Fixed Asset Discard List

Other: \_\_\_\_\_

Excell

Loya

**Campus** (Please Check Appropriate Campus)

SE High School

Middle School

Alarcon

Borrego

Sambrano

	Room#	Description	Tag Number/Serial	Qty	Comments/Reasons
1	115	Dell Laptop	2600002273	1	Discard
2	115	Dell Laptop	2600001458	1	Discard
3	115	Dell Laptop	2600008661	1	Discard
4	115	Dell Laptop	3600003885	1	Discard
5	115	Dell Laptop	3600000653	1	Discard
6	115	Dell Laptop	2600007344	1	Discard
7	115	ELMO	1211161653	1	Discard
8	115	ELMO	907284843	1	Discard
9	115	ELMO	3600001669	1	Discard
10	115	HP Printer	310292559	1	Discard
11	115	HP Printer	908271402	1	Discard
12	115	HP Printer	1508063946	1	Discard
13	115	Dell Laptop	3600003873	1	Discard
14	115	Dell Desktop	C4DNFZ1	1	Discard
15	115	Dell Chromebook	2600004411	1	Discard
16	115	Dell Chromebook	3600005231	1	Discard
17	115	Dell Chromebook	3600005551	1	Discard
18	115	Dell Chromebook	3600005532	1	Discard
19	115	Dell Chromebook	2600004507	1	Discard
20	115	Dell Chromebook	2600004432	1	Discard
21	115	Chromebook	1602024037	1	Discard
22	115	Dell Chromebook	2600002779	1	Discard
23	115	Dell Desktop	2600002934	1	Discard
24	115	Dell Desktop	3600001613	1	Discard
25	115	Dell Desktop	3600001608	1	Discard
26	115	Dell Desktop	2600004465	1	Discard
27	115	Dell Desktop	2600002501	1	Discard
28	115	Dell Desktop	2600002507	1	Discard
29	115	Chromebook	1604140031	1	Discard
30	115	Dell Chromebook	2600002970	1	Discard

Date: 2/3/2026

Authorized Campus  
Signature L. Sandate



# Fixed Asset Discard List

Other: \_\_\_\_\_

Excell

Loya

**Campus** (Please Check Appropriate Campus)

SE High School

Middle School

Alarcon

Borrego

Sambrano

	Room#	Description	Tag Number/Serial	Qty	Comments/Reasons
1	115	Dell Laptop	3600003622	1	Discard
2	115	Dell Laptop	2600001209	1	Discard
3	115	Dell Laptop	2600002135	1	Discard
4	115	Dell Laptop	3600003881	1	Discard
5	115	Dell Laptop	3600000892	1	Discard
6	115	Dell Laptop	2600000197	1	Discard
7	115	Dell Laptop	3600000897	1	Discard
8	115	Dell Laptop	3600001750	1	Discard
9	115	Dell Laptop	3600000902	1	Discard
10	115	Dell Laptop	2600001212	1	Discard
11	115	HP Printer	1109235414	1	Discard
12	115	chromebook	2600004992	1	Discard
13	115	chromebook	2600005159	1	Discard
14	115	chromebook	2600004910	1	Discard
15	115	chromebook	2600005004	1	Discard
16	115	chromebook	2600005225	1	Discard
17	115	chromebook	2600005250	1	Discard
18	115	chromebook	2600005234	1	Discard
19	115	chromebook	2600004985	1	Discard
20	115	chromebook	2600004987	1	Discard
21	115	chromebook	2600005026	1	Discard
22	115	chromebook	2600005177	1	Discard
23	115	chromebook	2600004408	1	Discard
24	115	chromebook	2600004404	1	Discard
25	115	chromebook	2600004479	1	Discard
26	115	chromebook	2600004437	1	Discard
27	115	chromebook	2600004461	1	Discard
28	115	chromebook	2600004506	1	Discard
29	115	chromebook	2600004425	1	Discard
30	115	chromebook	2600004415	1	Discard

Date: 2/3/2026

Authorized Campus \_\_\_\_\_  
 Signature L Sundate  
 Page 2 of 7



# Fixed Asset Discard List

**Campus** (Please Check Appropriate Campus)

SE High School    
  Middle School    
  Alarcon    
  Borrego    
  Sambrano

Other: \_\_\_\_\_

Excell

Loya

	Room#	Description	Tag Number/Serial	Qty	Comments/Reasons
1	115	chromebook	2600004440	1	Discard
2	115	chromebook	2600004489	1	Discard
3	115	chromebook	2600004399	1	Discard
4	115	chromebook	2600004463	1	Discard
5	115	chromebook	3600005717	1	Discard
6	115	chromebook	3600005697	1	Discard
7	115	chromebook	3600005592	1	Discard
8	115	chromebook	3600001598	1	Discard
9	115	chromebook	3600005696	1	Discard
10	115	chromebook	3600005643	1	Discard
11	115	chromebook	3600005676	1	Discard
12	115	chromebook	3600005706	1	Discard
13	115	chromebook	3600005687	1	Discard
14	115	chromebook	3600002119	1	Discard
15	115	chromebook	3600005692	1	Discard
16	115	chromebook	3600005677	1	Discard
17	115	chromebook	3600005699	1	Discard
18	115	chromebook	3600005714	1	Discard
19	115	chromebook	3600005708	1	Discard
20	115	chromebook	3600005700	1	Discard
21	115	chromebook	3600005698	1	Discard
22	115	chromebook	3600005679	1	Discard
23	115	chromebook	3600005674	1	Discard
24	115	chromebook	3600005691	1	Discard
25	115	chromebook	3600005686	1	Discard
26	115	chromebook	3600005704	1	Discard
27	115	chromebook	3600005694	1	Discard
28	115	chromebook	3600005684	1	Discard
29	115	chromebook	3600002120	1	Discard
30	115	chromebook	2600005006	1	Discard

Date: 2/3/2026

Authorized Campus

Signature H Sundate

Page 3 of 7



**Fixed Asset Discard List**

**Campus** (Please Check Appropriate Campus)

- SE High School    
  Middle School    
  Carcon    
  Borrego    
  Sambrano

Other: \_\_\_\_\_  
 Excell      Loya

	Room#	Description	Tag Number/Serial	Qty	Comments/Reasons
1	115	chromebook	2600005014	1	Discard
2	115	chromebook	2600004904	1	Discard
3	115	chromebook	2600005285	1	Discard
4	115	chromebook	2600005300	1	Discard
5	115	chromebook	2600004467	1	Discard
6	115	chromebook	2600004438	1	Discard
7	115	chromebook	2600004509	1	Discard
8	115	chromebook	2600004476	1	Discard
9	115	chromebook	3600002118	1	Discard
10	115	chromebook	2600004452	1	Discard
11	115	chromebook	2600004448	1	Discard
12	115	chromebook	3600001601	1	Discard
13	115	chromebook	2600002516	1	Discard
14	115	chromebook	2600002755	1	Discard
15	115	chromebook	2600002942	1	Discard
16	115	chromebook	2600002526	1	Discard
17	115	chromebook	2600002946	1	Discard
18	115	chromebook	2600002947	1	Discard
19	115	chromebook	2600002780	1	Discard
20	115	chromebook	2600002505	1	Discard
21	115	chromebook	2600002518	1	Discard
22	115	chromebook	3600004246	1	Discard
23	115	chromebook	2600004453	1	Discard
24	115	chromebook	2600004412	1	Discard
25	115	chromebook	2600004510	1	Discard
26	115	chromebook	3600005661	1	Discard
27	115	chromebook	2600004427	1	Discard
28	115	chromebook	2600005275	1	Discard
29	115	chromebook	2600005000	1	Discard
30	115	chromebook	2600005212	1	Discard

Date: 2/3/2024

Authorized Campus L. Sundata  
 Signature \_\_\_\_\_  
 Page 4 of 7



**Fixed Asset Discard List**

Other: \_\_\_\_\_

**Campus** (Please Check Appropriate Campus)

SE High School

Middle School

Marcon

Borrego

Loya

Sambrano

Excell

	Room#	Description	Tag Number/Serial	Qty	Comments/Reasons
1	115	chromebook	2600005204	1	Discard
2	115	chromebook	2600005209	1	Discard
3	115	chromebook	2600005025	1	Discard
4	115	chromebook	2600005161	1	Discard
5	115	chromebook	3600004522	1	Discard
6	115	chromebook	2600005273	1	Discard
7	115	chromebook	2600005189	1	Discard
8	115	chromebook	2600005272	1	Discard
9	115	chromebook	2600002539	1	Discard
10	115	chromebook	2600005207	1	Discard
11	115	chromebook	2600005292	1	Discard
12	115	chromebook	2600007945	1	Discard
13	115	chromebook	2600005276	1	Discard
14	115	chromebook	2600005299	1	Discard
15	115	chromebook	2600008004	1	Discard
16	115	chromebook	3600005695	1	Discard
17	115	chromebook	3600005673	1	Discard
18	115	chromebook	2600005304	1	Discard
19	115	chromebook	2600005270	1	Discard
20	115	chromebook	2600004988	1	Discard
21	115	chromebook	2600002939	1	Discard
22	115	chromebook	2600002959	1	Discard
23	115	chromebook	2600004482	1	Discard
24	115	chromebook	2600004421	1	Discard
25	115	chromebook	2600004402	1	Discard
26	115	chromebook	2600004511	1	Discard
27	115	chromebook	2600004423	1	Discard
28	115	chromebook	2600004503	1	Discard
29	115	chromebook	2600004457	1	Discard
30	115	chromebook	2600004472	1	Discard

Date: 2/3/2026

Authorized Campus Loya  
 Signature [Signature]  
 Page 5 of 7



# Fixed Asset Discard List

Other: \_\_\_\_\_

Campus (Please Check Appropriate Campus)

SE High School

Middle School

Marcon

Borrego

Loya

Sambrano

Excell

	Room#	Description	Tag Number/Serial	Qty	Comments/Reasons
1	115	chromebook	2600004429	1	Discard
2	115	chromebook	2600004424	1	Discard
3	115	chromebook	2600004493	1	Discard
4	115	chromebook	2600004420	1	Discard
5	115	chromebook	2600004419	1	Discard
6	115	chromebook	2600004435	1	Discard
7	115	chromebook	2600004410	1	Discard
8	115	chromebook	2600004486	1	Discard
9	115	chromebook	2600004428	1	Discard
10	115	chromebook	2600004458	1	Discard
11	115	chromebook	2600004480	1	Discard
12	115	chromebook	2600004491	1	Discard
13	115	chromebook	2600004431	1	Discard
14	115	chromebook	2600004499	1	Discard
15	115	chromebook	2600004487	1	Discard
16	115	chromebook	2600004471	1	Discard
17	115	chromebook	2600004495	1	Discard
18	115	chromebook	2600004490	1	Discard
19	115	chromebook	2600004403	1	Discard
20	115	chromebook	2600004444	1	Discard
21	115	chromebook	2600004488	1	Discard
22	115	chromebook	2600004418	1	Discard
23	115	chromebook	2600004456	1	Discard
24	115	chromebook	2600004443	1	Discard
25	115	chromebook	2600004502	1	Discard
26	115	chromebook	2600004446	1	Discard
27	115	chromebook	2600004508	1	Discard
28	115	chromebook	2600004474	1	Discard
29	115	chromebook	2600002537	1	Discard
30	115	chromebook	2600004473	1	Discard

Date: 2/3/2020

Authorized Campus \_\_\_\_\_  
 Signature [Handwritten Signature]  
 Page 6 of 7

# Fixed Asset Discard List



**Campus** (Please Check Appropriate Campus)

- SE High School    
  Middle School    
  Marcon    
  Borrego    
  Sambrano

Other: \_\_\_\_\_

Excell      Loya

	Room#	Description	Tag Number/Serial	Qty	Comments/Reasons
1	115	chromebook	2600004409	1	Discard
2	115	chromebook	2600004494	1	Discard
3	115	chromebook	2600004430	1	Discard
4	115	chromebook	2600004492	1	Discard
5	115	chromebook	2600004401	1	Discard
6	115	chromebook	2600004433	1	Discard
7	115	chromebook	2600004405	1	Discard
8	115	chromebook	2600004434	1	Discard
9	115	chromebook	2600004413	1	Discard
10	115	chromebook	2600004442	1	Discard
11	115	chromebook	2600004447	1	Discard
12	115	chromebook	2600004436	1	Discard
13	115	chromebook	2600008021	1	Discard
14	115	chromebook	2600004485	1	Discard
15	115	chromebook	2600004439	1	Discard
16	115	chromebook	2600004450	1	Discard
17	115	chromebook	2600004481	1	Discard
18	115	ELMO	2600001221	1	Discard
19	115	IPEVO	2600004747	1	Discard
20	115	PROJECTOR	1302282758	1	Discard
21	115	MONITOR	2600003063	1	Discard
22	115	INTEL	2600001516	1	Discard
23	115	IPEVO	2600004748	1	Discard
24					
25					
26					
27					
28					
29					
30					

Date: 2/3/2024

Authorized Campus \_\_\_\_\_  
 Signature Bundate  
 Page 7 of 7



San Elizario ISD  
P.O. Box 920  
San Elizario, TX 79849  
Phone: 915.872.3900  
Fax 915.872.3903

## MEMORANDUM

**To:** Members of the Board of Trustees  
**From:** Jesus Martinez, Executive Director-Support Services  
**Subject:** February 2026, Non-Technology Fixed Asset Discards  
**Date:** March 4, 2026

---

### HISTORY:

Campuses and departments periodically replace obsolete, broken, or non-repairable items. We assist campuses and departments in removing these items to maximize space and minimize unnecessary item accumulation.

### RATIONALE:

To prevent unnecessary accumulation of obsolete, broken, or non-repairable fixed assets at all our campuses and departments, discard requests are now submitted monthly until further notice.

### BUDGET:

No budget Impact

### ADMINISTRATIVE RECOMMENDATION:

For the Board of Trustees to declare the listed fixed assets as surplus or discards and authorize the administration to sell or dispose of them by any reasonable means.

**For Approval?**  Yes  No

**If no, please check one:**  Presentation  Report  Information

**Please check if applicable:**  Attachment Included

---

The mission of the San Elizario Independent School District is to graduate students with innovative skills for 21st-century careers by focusing on academic and social skills, fostering transformative practices, and building community support through positive relationships between home and school.



# Fixed Asset Discard List

Other: CNS

Excell

Loya

Campus (Please Check Appropriate Campus)

SE High School

Middle School

Alarcon

Borrego

Sambrano

	Room#	Description	Tag Number/Serial	Qty	Comments/Reasons
1	RM111	MINI CAKE STAND	NO TAG	8 UNITS	OBSOLETE
2	RM111	KONA MUG	NO TAG	1 CASE	OBSOLETE
3	RM111	YELLOW MUG	NO TAG	12 UNITS	OBSOLETE
4	RM111	BOUILLON CUP 7OZ	NO TAG	2 CASES	OBSOLETE
5	RM111	GLASS CUPS ASSORTED S	NO TAG	14 UNITS	OBSOLETE
6	RM111	GRAVY DISPENSER	NO TAG	13 UNITS	OBSOLETE
7					
8					
9					
10					
11					
12					
13					
14					
15					
16					
17					
18					
19					
20					
21					
22					
23					
24					
25					
26					
27					
28					
29					
30					

Date: 2-13-26

Authorized Campus

Signature [Signature]

Page 1 of 1



San Elizario ISD  
P.O. Box 920  
San Elizario, TX 79849  
Phone: 915.872.3900  
Fax: 915.872.3903

## MEMORANDUM

**To:** Members of the Board of Trustees  
**From:** Edgar Ponce; Planning & Instruction  
**Subject:** (HB 3) GPM 1.3 Progress Monitoring—Grade 3 Math  
**Date:** March 4, 2026

---

### HISTORY:

The Board of Trustees has approved Student Outcome Goals and Goal Progress Measures as part of HB 3 progress monitoring requirements. This report aims to provide feedback on HB 3 Goal Progress Measure (GPM) 1.3, which focuses on math growth for students in grade 3.

### RATIONALE:

#### Goal Progress Measure (GPM) 1.3 (District; 1-year Goal)

- The percentage of Approaches of all 3<sup>rd</sup> graders which take the Math STAAR Interim Assessment early Spring of 2026 will be at 75%.

In this report, three parameters will be examined related to grade 3 math growth:

- Meeting MOY math growth target based on Interim assessment
- Subgroup Analysis

For this report, Alarcon and Borrego's 3<sup>rd</sup>-grade math results will be reported separately and then averaged to compare to the target. Campuses came up with their campus Target goals and will be used in this report and can be compared to the board goal at the end.

#### **Meeting MOY math growth targets based on Interim assessment**

Alarcon had 65 students in grade 3 take the Interim test in mathematics during January 2026 in English and had 9 students take it in Spanish. Borrego had 97 students in grade 3 take the Interim test in English and had 19 take it in Spanish.

---

The mission of the San Elizario Independent School District is to graduate students with innovative skills for 21st-century careers by focusing on academic and social skills, fostering transformative practices, and building community support through positive relationships between home and school.



San Elizario ISD  
 P.O. Box 920  
 San Elizario, TX 79849  
 Phone: 915.872.3900  
 Fax: 915.872.3903

Campus	2026 Spring				2026 Goals Targets			Change		
	Total Tested	% App.	% Meets	% Masters	% App.	% Meets	% Masters	% App.	% Meets	% Masters
Alarcon 3rd Grade MATH English	65	41.54 %	29.23 %	16.92%	65%	35%	4%	-23.46%	-5.77%	12.92%
Alarcon 3rd Grade MATH Spanish	9	44.44 %	33.33 %	11.11%	65%	35%	4%	-20.56%	-1.67%	7.11%
Campus	2026 Spring				2026 Goals Targets			Change		
Total Tested	% App.	% Meets	% Masters	% App.	% Meets	% Masters	% App.	% Meets	% Masters	
Borrego 3rd Grade MATH English	97	35.05 %	19.59 %	10.31%	65%	35%	4%	-29.95%	-15.41%	6.31%
Borrego 3rd Grade MATH Spanish	19	10.53 %	5.26%	5.26%	65%	35%	4%	-54.47%	-29.74%	1.26%

Campus	2026 Spring				2026 Goals Targets			Change		
	Total Tested	% App.	% Meets	% Masters	% App.	% Meets	% Masters	% App.	% Meets	% Masters
ALL 3rd Grade MATH English	162	37.65 %	23.46 %	12.96%	65%	35%	4%	-27.35%	-11.54%	8.96%
ALL 3rd Grade MATH Spanish	28	21.43 %	14.29 %	7.14%	65%	35%	4%	-43.57%	-20.71%	3.14%

In the table above, you will see the growth comparison of ALL students that took the Interim test in English and in Spanish compared to the Goals that were set up by the campus.

Based on the data presented there are some areas of adjustment in the Approaches and Meets but students have met the Masters percentage target. This also includes being able to reach the Approaches board goal percentage of 75% for interim testing.

The mission of the San Elizario Independent School District is to graduate students with innovative skills for 21st-century careers by focusing on academic and social skills, fostering transformative practices, and building community support through positive relationships between home and school.

A Proud Community of Champions – Soaring to Excellence!



San Elizario ISD  
 P.O. Box 920  
 San Elizario, TX 79849  
 Phone: 915.872.3900  
 Fax: 915.872.3903

**Subgroup Analysis**

The data below shows the Interim data results for ALL 3<sup>rd</sup> grade students broken down for EL, SPED, and Economic Disadvantage students.

Campus	2026 Spring			2026 Goals Targets			Change			
	Total Tested	% App.	% Meets	% Masters	% App.	% Meets	% Masters	% App.	% Meets	% Masters
ALL Economic Dis. English	145	37.24%	22.76%	12.96%	65%	35%	4%	-27.76%	-12.24%	8.96%
ALL Special Ed. English	21	9.52%	4.76%	4.76%	65%	35%	4%	55.48%	-30.24%	0.76%
ALL Emergent Bilingual English	93	26.56%	24.73%	15.05%	65%	35%	4%	38.44%	-10.27%	11.05%
ALL Economic Dis. Spanish	25	20.00%	16.00%	8.00%	65%	35%	4%	45.00%	-19.00%	4.00%
ALL Special Ed. Spanish	10	20.00%	10.00%	10.00%	65%	35%	4%	45.00%	-25.00%	6.00%
ALL Emergent Bilingual Spanish	28	21.43%	14.29%	7.14%	65%	35%	4%	43.57%	-20.71%	3.14%

From the results noted, it is evident that learning gaps must be adjusted with our 3<sup>rd</sup> graders in the approaches and meets.

**BUDGET IMPACT:**

There is not an impact to the budget.

**ADMINISTRATIVE RECOMMENDATION:**

It is recommended that the Board review the progress of GPM 1.3 as presented

**For Approval?**  Yes  No

**If no, please check one:**  Presentation  Report  Information

**Please check if applicable:**  Attachment Included

The mission of the San Elizario Independent School District is to graduate students with innovative skills for 21st-century careers by focusing on academic and social skills, fostering transformative practices, and building community support through positive relationships between home and school.

# SEISD Board Progress Monitoring Goal 1.3

March 4, 2026





# Previous Goal

## Goal Progress Measure (GPM) 1.3 (District; 1-year Goal)

- The Growth Percentile of all 3<sup>rd</sup> graders on the MAP Mathematics assessment will increase from the 40<sup>th</sup> percentile in January of 2024 (MOY) to  $\geq$  45<sup>th</sup> percentile in January of 2025 (MOY) as measured by the MAP School Profile Report.

# New Goal

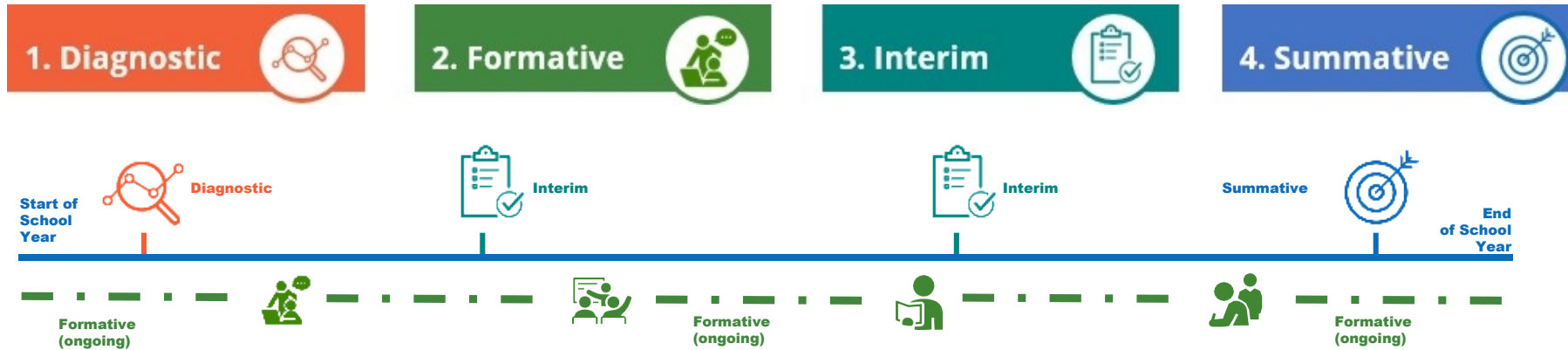
## Goal Progress Measure (GPM) 1.3 (District; 1-year Goal)

- The percentage of Approaches of all 3<sup>rd</sup> graders which take the Math STAAR Interim Assessment early Spring of 2026 will be at 75%.

# What is Interim?



There are traditionally four components to a balanced assessment system that stretches across the school year



# What is Interim?



1. Diagnostic



2. Formative



3. Interim



4. Summative



Interim assessments **measure** student understanding of a **broad span of student expectations** at checkpoints during the year to monitor progress toward end-of-year goals, **predict** summative performance, and identify students for intervention.

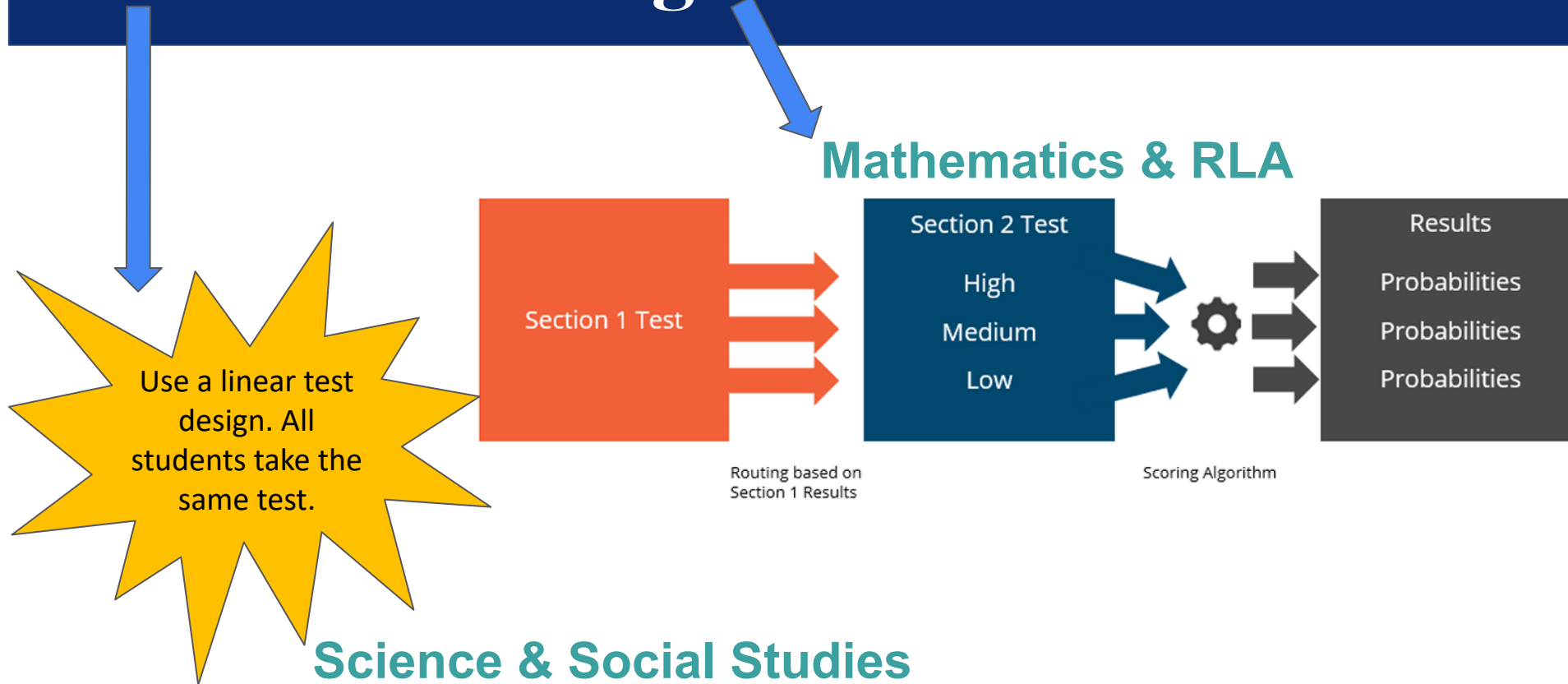
**TEA example:** STAAR Interim Assessments



STAAR Interim Assessments are:	STAAR Interim Assessments are not:
<ul style="list-style-type: none"><li>✓ <input checked="" type="checkbox"/> An optional standardized assessment instrument using a shortened version of the STAAR blueprints</li><li>✓ <input checked="" type="checkbox"/> A way to monitor academic progress</li><li>✓ <input checked="" type="checkbox"/> A tool to guide student grouping for differentiation, paired with formative data</li><li>✓ <input checked="" type="checkbox"/> A tool that predicts student performance on the summative assessment</li></ul>	<ul style="list-style-type: none"><li>✗ <input type="checkbox"/> A formative assessment tool designed to provide standards-level performance data</li><li>✗ <input type="checkbox"/> An item bank intended for building classroom quizzes or assignments</li><li>✗ <input type="checkbox"/> A source of test questions for tutoring or small-group instruction</li></ul>



# Linear vs Multistage Tests





## Shorter Tests, Not all Tested SE's have been covered

Campus	2026 Spring			2026 Goals Targets			Change			
	Total Tested	% App.	% Meets	% Masters	% App.	% Meets	% Masters	% App.	% Meets	% Masters
Alarcon 3rd Grade MATH English	65	41.54%	29.23%	16.92%	65%	35%	4%	-23.46%	-5.77%	12.92%
Alarcon 3rd Grade MATH Spanish	9	44.44%	33.33%	11.11%	65%	35%	4%	-20.56%	-1.67%	7.11%

Campus	2026 Spring			2026 Goals Targets			Change			
	Total Tested	% App.	% Meets	% Masters	% App.	% Meets	% Masters	% App.	% Meets	% Masters
Borrego 3rd Grade MATH English	97	35.05%	19.59%	10.31%	65%	35%	4%	-29.95%	-15.41%	6.31%
Borrego 3rd Grade MATH Spanish	19	10.53%	5.26%	5.26%	65%	35%	4%	-54.47%	-29.74%	1.26%

Campus	2026 Spring			2026 Goals Targets			Change			
	Total Tested	% App.	% Meets	% Masters	% App.	% Meets	% Masters	% App.	% Meets	% Masters
ALL 3rd Grade MATH English	162	37.65%	23.46%	12.96%	65%	35%	4%	-27.35%	-11.54%	8.96%
ALL 3rd Grade MATH Spanish	28	21.43%	14.29%	7.14%	65%	35%	4%	-43.57%	-20.71%	3.14%

# Questions





San Elizario ISD  
P.O. Box 920  
San Elizario, TX 79849  
Phone: 915.872.3900  
Fax: 915.872.3903

## MEMORANDUM

**To:** Members of the Board of Trustees  
**From:** Edgar Ponce, Research and Evaluation Administrator  
**Subject:** Mid-Year Academic Growth Check In  
**Date:** March 4, 2026

---

### HISTORY:

San Elizario ISD administers local assessments throughout the year, including a new mid-year, interim assessment. The interim assessment is an optional STAAR- aligned assessment provided by the state and it is administered in the same manner as the regular STAAR exams. The administration of the interim assessment for STAAR-tested areas was implemented this year.

Students in STAAR tested areas have prior-year scores that serve as the initial data point, with the interim assessment providing a second data point for measuring growth:

- Beginning of Year Data Point – Students’ end of year STAAR Scores for 2024-2025.
- Middle of the Year Data Point – Students’ Interim assessment performance administered January 2026- Early February 2026

**For this “Mid-Year Academic Growth Check In,” we will be reviewing student growth, comparing the two data points referenced above.**

### RATIONALE:

Using the same growth methodology applied by the state as illustrated in the table below, the attached report includes data for all grade levels in Math and English—content areas with an established baseline data point from the state assessment. Using a Lead4ward tool, student growth will be calculated to further inform and guide campus instruction.

---

The mission of the San Elizario Independent School District is to graduate students with innovative skills for 21st-century careers by focusing on academic and social skills, fostering transformative practices, and building community support through positive relationships between home and school.



San Elizario ISD  
 P.O. Box 920  
 San Elizario, TX 79849  
 Phone: 915.872.3900  
 Fax: 915.872.3903

Annual Growth						
Prior Year	Current Year					
	Low Did Not Meet Grade Level	High Did Not Meet Grade Level	Low Approaches Grade Level	High Approaches Grade Level	Meets Grade Level	Masters Grade Level
Low Did Not Meet Grade Level	0	1	1	1	1	1
High Did Not Meet Grade Level	0	1/2	1	1	1	1
Low Approaches Grade Level	0	0	1/2	1	1	1
High Approaches Grade Level	0	0	0	1/2	1	1
Meets Grade Level	0	0	0	0	1	1
Masters Grade Level	0	0	0	0	0	1

Attachment #1 of the report compares the following:

- How students performed in each assessment of the interim assessment vs the campus goals.

Attachment #2 of the report will show the following:

- How Kinder -2<sup>nd</sup> grade students performed in Math, using I-Ready as the assessment platform  
*Note: I-Ready assessment was implemented in the 2025-2026 School Year.*
- How Kinder – 2<sup>nd</sup> grade students performed in English, using MClass as the assessment platform.

The mission of the San Elizario Independent School District is to graduate students with innovative skills for 21st-century careers by focusing on academic and social skills, fostering transformative practices, and building community support through positive relationships between home and school.



San Elizario ISD  
P.O. Box 920  
San Elizario, TX 79849  
Phone: 915.872.3900  
Fax: 915.872.3903

**In summary, the attached report indicates that while many students are demonstrating growth, additional support is needed to ensure continued progress.** The Performance Analysis Report shows that students performing at the *Masters* level are being appropriately challenged and are meeting their targets. However, students performing at the *Approaches* and *Meets* levels will require additional support to accelerate their growth.

For K–2 students, a comparison of Beginning-of-Year (BOY) and Middle-of-Year (MOY) results shows overall growth in Math (iReady). In Reading Language Arts (mClass), results indicate an overall regression from BOY to MOY for example in the English version of the test 32% were at grade level or above at the BOY and at MOY 26% of those tested were at grade or above. The exception of students assessed in 2<sup>nd</sup> grade Spanish, who demonstrated growth during that same period.

**BUDGET IMPACT:**

There is no budget impact for this item.

**ADMINISTRATIVE RECOMMENDATION:**

It is recommended that the Board review the pulse check data as presented.

**For Approval?**  Yes  No

**If no, please check one:**  Presentation  Report  Information

**Please check if applicable:**  Attachment Included

---

The mission of the San Elizario Independent School District is to graduate students with innovative skills for 21st-century careers by focusing on academic and social skills, fostering transformative practices, and building community support through positive relationships between home and school.

A Proud Community of Champions – Soaring to Excellence!



# **2026 Mid-Year Academic Growth Check In**



# SAN ELIZARIO INDEPENDENT SCHOOL DISTRICT

*A Proud Community of Champions – Soaring to Excellence*



## San Elizario ISD 2026 Interim Data Growth and Performance

\* The scale score cut points for High Did Not Meet GL and High Approaches GL for the 2025-26 Interim Assessment are based on the cut points for those Performance Levels on the 2025 STAAR.

The actual cut points for those 2 performance levels on the 2026 STAAR may be slightly different than the 2025 STAAR.

This Template uses the 2025 cut points as reasonable estimates of the ACTUAL scale score cut points for those 2 Performance Levels on the 2026 STAAR.

\*\* STAAR Interim Assessment results include a **PREDICTED** STAAR performance level.

A PREDICTED Performance Level indicates the level the student is likely to achieve on the same grade/subject or course spring STAAR summative assessment.

TEA's prediction calculation is based on these assumptions:

- (1) the student continues on the same instructional path and maintains the same learning trajectory,
- (2) the student's motivation and test engagement remain the same, and
- (3) the student's exposure to the same or similar questions or tests remains limited.

**TEA DOES NOT IDENTIFY HIGH DID NOT MEET GL OR HIGH APPROACHES GL AS PREDICTED PERFORMANCE LEVELS.**

TO ASSIST USERS IN EVALUATING GROWTH BASED ON INTERIM ASSESSMENTS, THIS TEMPLATE ESTIMATES THE SCALE SCORE CUT POINTS FOR HIGH DID NOT MEET GL AND HIGH APPROACHES GL.

	ESTIMATED Scale Score for 2026 PREDICTED High Did Not Meet Grade Level	Scale Score for 2026 PREDICTED 2026 Approaches Grade Level	ESTIMATED Scale for for PREDICTED 2026 High Approaches Grade Level	Scale Score for PREDICTED 2026 Meets Grade Level	Scale Score for PREDICTED 2026 Masters Grade Level
RLA Grade 4 - Spanish	1269	1349	1363	1375	1400
RLA Grade 5 - Spanish	1354	1430	1459	1489	1540
RLA Grade 4	1412	1457	1485	1511	1587
RLA Grade 5	1442	1519	1537	1551	1629
RLA Grade 6	1477	1535	1568	1591	1666
RLA Grade 7	1489	1564	1617	1659	1737
RLA Grade 8	1545	1592	1629	1657	1723
English I	3554	3775	3854	3930	4277
English II	3637	3871	3929	3977	4415
Math Grade 4	1327	1397	1419	1441	1462
Math Grade 5	1420	1493	1504	1515	1581
Math Grade 6	1555	1616	1633	1653	1712
Math Grade 7	1629	1682	1707	1728	1770
Math Grade 8	1705	1752	1770	1784	1828
Algebra I	3320	3489	3585	3655	3776



# SAN ELIZARIO INDEPENDENT SCHOOL DISTRICT

*A Proud Community of Champions – Soaring to Excellence*



## Alarcon 3<sup>rd</sup> STAAR VS. 4<sup>th</sup> Interim RLA

Academic Growth - Campus <i>ACTUAL</i> Performance on 2025-26 Interim Assessment Compared to 2025 STAAR		2025 STAAR Assessment		RLA Grade 3		Alarcon Elementary				
		2025-26 Interim Assessment								
<i>In evaluating the results below, users are advised to consider the Notes of Caution provided in the Info_Sheet tab of this workbook.</i>										
Annual Growth	ACTUAL Performance Level 2025-26 Interim Assessment							Annual Growth Summary		
	Low Does Not Meet GL	High Does Not Meet GL	Low Approaches GL	High Approaches GL	Meets GL	Masters GL		# Tests	Points	
	16	6	10	6	13	4		Tests Earning 0.0 points	28	0.0
2025 STAAR Performance Level	Low Does Not Meet GL 4	3	0	1	0	0	0	Tests Earning 0.5 points	6	3.0
	High Does Not Meet GL 10	7	2	1	0	0	0	Tests Earning 1.0 point	21	21.0
	Low Approaches GL 11	5	2	2	2	0	0	Total Annual Growth Points Earned (A)		24.0
	High Approaches GL 12	1	2	4	2	3	0	# Tests Included in Calculation (C)		55
	Meets GL 15	0	0	2	2	10	1	Annual Growth Score		44
	Masters GL 3	0	0	0	0	0	3	1416 Performance Summary		
								# Tests	Points	
							Tests Earning 0.0 points	12	0.0	
							Tests Earning 1.0 point	2	2.0	
							Total 1416 Points Earned (B)		2	
							# Tests Included in Calculation		14	
							1416 Performance Score		14	
1416 Performance	ACTUAL Performance Level 2025-26 Interim Assessment							Academic Growth Summary		
	Low Does Not Meet GL	High Does Not Meet GL	Low Approaches GL	High Approaches GL	Meets GL	Masters GL		# Tests	Points	
	10	2	2	0	0	0		Total Annual Growth Points Earned (A)		24.0
2025 STAAR	Low Does Not Meet GL 4	3	0	1	0	0	0	Total 1416 Points Earned (B) x 0.25		0.5
	High Does Not Meet GL 10	7	2	1	0	0	0	Academic Growth Points Earned		24.5
								# Tests Included in Calculation (C)		55
								Academic Growth Score		45

45 to a Scale Score of a 54 F

-Interim Test Factors

-Shorter test

-Not all tested SE's have been covered

-RLA and Math were adaptive Tests



**SAN ELIZARIO INDEPENDENT SCHOOL DISTRICT**  
*A Proud Community of Champions – Soaring to Excellence*



**Borrego 3<sup>rd</sup> STAAR VS. 4<sup>th</sup> Interim RLA**

Academic Growth - Campus <i>ACTUAL</i> Performance on 2025-26 Interim Assessment Compared to 2025 STAAR		2025 STAAR Assessment		RLA Grade 3		Borrego Elementary				
		2025-26 Interim Assessment								
<i>In evaluating the results below, users are advised to consider the Notes of Caution provided in the Info_Sheet tab of this workbook.</i>										
Annual Growth	ACTUAL Performance Level 2025-26 Interim Assessment							Annual Growth Summary		
	Low Does Not Meet GL	High Does Not Meet GL	Low Approaches GL	High Approaches GL	Meets GL	Masters GL		# Tests	Points	
	18	7	18	23	20	11				
2025 STAAR Performance Level	Low Does Not Meet GL 18	12	2	1	2	1	0	Tests Earning 0.0 points	46	0.0
	High Does Not Meet GL 13	4	2	4	2	1	0	Tests Earning 0.5 points	8	4.0
	Low Approaches GL 12	2	2	3	3	2	0	Tests Earning 1.0 point	43	43.0
	High Approaches GL 16	0	0	8	3	5	0	Total Annual Growth Points Earned (A)		47.0
	Meets GL 31	0	1	2	13	9	6	# Tests Included in Calculation (C)		97
	Masters GL 7	0	0	0	0	2	5	Annual Growth Score		48
								1416 Performance Summary		
1416 Performance	ACTUAL Performance Level 2025-26 Interim Assessment							Academic Growth Summary		
	Low Does Not Meet GL	High Does Not Meet GL	Low Approaches GL	High Approaches GL	Meets GL	Masters GL		# Tests	Points	
	16	4	5	4	2	0				
2025 STAAR	Low Does Not Meet GL 18	12	2	1	2	1	0	Tests Earning 0.0 points	20	0.0
	High Does Not Meet GL 13	4	2	4	2	1	0	Tests Earning 1.0 point	11	11.0
							Total 1416 Points Earned (B)		11	
							# Tests Included in Calculation		31	
							1416 Performance Score		35	
							Total Annual Growth Points Earned (A)		47.0	
							Total 1416 Points Earned (B) x 0.25		2.8	
							Academic Growth Points Earned		49.8	
							# Tests Included in Calculation (C)		97	
							Academic Growth Score		51	

51 to a Scale Score of a 57 F  
 -Interim Test Factors  
 -Shorter test  
 -Not all tested SE's have been covered  
 -RLA and Math were adaptive Tests



**SAN ELIZARIO INDEPENDENT SCHOOL DISTRICT**  
*A Proud Community of Champions – Soaring to Excellence*



**Alarcon 3<sup>rd</sup> STAAR VS. 4<sup>th</sup> Interim Math**

Academic Growth - Campus <i>ACTUAL</i> Performance on 2025-26 Interim Assessment Compared to 2025 STAAR		2025 STAAR Assessment		Math Grade 3		Alarcon Elementary				
		2025-26 Interim Assessment								
<i>In evaluating the results below, users are advised to consider the Notes of Caution provided in the Info_Sheet tab of this workbook.</i>										
Annual Growth	ACTUAL Performance Level 2025-26 Interim Assessment							Annual Growth Summary		
	Low Does Not Meet GL 25	High Does Not Meet GL 23	Low Approaches GL 10	High Approaches GL 3	Meets GL 7	Masters GL 0		# Tests	Points	
2025 STAAR Performance Level	Low Does Not Meet GL 13 <i>[Group 36]</i>	3 <i>[Group 35]</i>	0 <i>[Group 34]</i>	0 <i>[Group 33]</i>	0 <i>[Group 32]</i>	0 <i>[Group 31]</i>		Tests Earning 0.0 points	51	0.0
	High Does Not Meet GL 14 <i>[Group 30]</i>	4 <i>[Group 29]</i>	1 <i>[Group 28]</i>	0 <i>[Group 27]</i>	0 <i>[Group 26]</i>	0 <i>[Group 25]</i>		Tests Earning 0.5 points	8	4.0
	Low Approaches GL 15 <i>[Group 24]</i>	7 <i>[Group 23]</i>	3 <i>[Group 22]</i>	0 <i>[Group 21]</i>	0 <i>[Group 20]</i>	0 <i>[Group 19]</i>		Tests Earning 1.0 point	9	9.0
	High Approaches GL 7 <i>[Group 16]</i>	3 <i>[Group 17]</i>	1 <i>[Group 16]</i>	1 <i>[Group 15]</i>	2 <i>[Group 14]</i>	0 <i>[Group 13]</i>		Total Annual Growth Points Earned (A)		13.0
	Meets GL 17 <i>[Group 12]</i>	6 <i>[Group 11]</i>	5 <i>[Group 10]</i>	2 <i>[Group 9]</i>	3 <i>[Group 8]</i>	0 <i>[Group 7]</i>		# Tests Included in Calculation (C)		68
	Masters GL 2 <i>[Group 6]</i>	0 <i>[Group 5]</i>	0 <i>[Group 4]</i>	0 <i>[Group 3]</i>	2 <i>[Group 2]</i>	0 <i>[Group 1]</i>		Annual Growth Score		19
								1416 Performance Summary		
1416 Performance	ACTUAL Performance Level 2025-26 Interim Assessment							Academic Growth Summary		
	Low Does Not Meet GL 19	High Does Not Meet GL 7	Low Approaches GL 1	High Approaches GL 0	Meets GL 0	Masters GL 0		# Tests	Points	
	Low Does Not Meet GL 13 <i>[Group 36]</i>	3 <i>[Group 35]</i>	0 <i>[Group 34]</i>	0 <i>[Group 33]</i>	0 <i>[Group 32]</i>	0 <i>[Group 31]</i>		Tests Earning 0.0 points	26	0.0
	High Does Not Meet GL 14 <i>[Group 30]</i>	4 <i>[Group 29]</i>	1 <i>[Group 28]</i>	0 <i>[Group 27]</i>	0 <i>[Group 26]</i>	0 <i>[Group 25]</i>		Tests Earning 1.0 point	1	1.0
							Total 1416 Points Earned (B)		1	
							# Tests Included in Calculation		27	
							1416 Performance Score		4	
2025 STAAR	Low Does Not Meet GL 13 <i>[Group 36]</i>	3 <i>[Group 35]</i>	0 <i>[Group 34]</i>	0 <i>[Group 33]</i>	0 <i>[Group 32]</i>	0 <i>[Group 31]</i>		Total Annual Growth Points Earned (A)		13.0
	High Does Not Meet GL 14 <i>[Group 30]</i>	4 <i>[Group 29]</i>	1 <i>[Group 28]</i>	0 <i>[Group 27]</i>	0 <i>[Group 26]</i>	0 <i>[Group 25]</i>		Total 1416 Points Earned (B) x 0.25		0.3
							Academic Growth Points Earned		13.3	
							# Tests Included in Calculation (C)		68	
							Academic Growth Score		20	

- 20 to a Scale Score of a 41 F
- Interim Test Factors
  - Shorter test
  - Not all tested SE's have been covered
  - RLA and Math were adaptive Tests



**SAN ELIZARIO INDEPENDENT SCHOOL DISTRICT**  
*A Proud Community of Champions – Soaring to Excellence*



**Borrego 3<sup>rd</sup> STAAR VS. 4<sup>th</sup> Interim MATH**

Academic Growth - Campus <i>ACTUAL</i> Performance on 2025-26 Interim Assessment Compared to 2025 STAAR		2025 STAAR Assessment		Math Grade 3		Borrego Elementary				
		2025-26 Interim Assessment								
<i>In evaluating the results below, users are advised to consider the Notes of Caution provided in the Info_Sheet tab of this workbook.</i>										
Annual Growth	ACTUAL Performance Level 2025-26 Interim Assessment							Annual Growth Summary		
	Low Does Not Meet GL	High Does Not Meet GL	Low Approaches GL	High Approaches GL	Meets GL	Masters GL		# Tests	Points	
	58	40	19	9	8	1		<b>Tests Earning 0.0 points</b>	<b>106</b>	<b>0.0</b>
2025 STAAR Performance Level	Low Does Not Meet GL 35	28	7	0	0	0	0	Tests Earning 0.5 points	14	7.0
	High Does Not Meet GL 31	19	10	2	0	0	0	Tests Earning 1.0 point	15	15.0
	Low Approaches GL 15	5	7	3	0	0	0	Total Annual Growth Points Earned (A)		22.0
	High Approaches GL 22	6	9	6	1	0	0	# Tests Included in Calculation (C)		135
	Meets GL 27	0	7	6	8	5	1	Annual Growth Score		16
	Masters GL 5	0	0	2	0	3	0	1416 Performance Summary		
								# Tests	Points	
							Tests Earning 0.0 points	64	0.0	
							Tests Earning 1.0 point	2	2.0	
							Total 1416 Points Earned (B)		2	
							# Tests Included in Calculation		66	
							1416 Performance Score		3	
1416 Performance	ACTUAL Performance Level 2025-26 Interim Assessment							Academic Growth Summary		
	Low Does Not Meet GL	High Does Not Meet GL	Low Approaches GL	High Approaches GL	Meets GL	Masters GL		Total Annual Growth Points Earned (A)	22.0	
	47	17	2	0	0	0		Total 1416 Points Earned (B) x 0.25	0.5	
2025 STAAR	Low Does Not Meet GL 35	28	7	0	0	0	0	Academic Growth Points Earned		22.5
	High Does Not Meet GL 31	19	10	2	0	0	0	# Tests Included in Calculation (C)		135
							Academic Growth Score		17	

17 to a Scale Score of a 39 F  
 -Interim Test Factors  
 -Shorter test  
 -Not all tested SE's have been covered  
 -RLA and Math were adaptive Tests



# SAN ELIZARIO INDEPENDENT SCHOOL DISTRICT

*A Proud Community of Champions – Soaring to Excellence*



## Alarcon 3<sup>rd</sup> STAAR VS. 4<sup>th</sup> Interim RLA (Spanish)

Academic Growth - Campus <i>ACTUAL</i> Performance on 2025-26 Interim Assessment Compared to 2025 STAAR		2025 STAAR Assessment		RLA Grade 3 - Spanish		Alarcon Elementary				
		2025-26 Interim Assessment								
<i>In evaluating the results below, users are advised to consider the Notes of Caution provided in the Info_Sheet tab of this workbook.</i>										
Annual Growth		ACTUAL Performance Level 2025-26 Interim Assessment						Annual Growth Summary		
		Low Does Not Meet GL 10	High Does Not Meet GL 9	Low Approaches GL 6	High Approaches GL 4	Meets GL 9	Masters GL 10	# Tests	Points	
2025 STAAR Performance Level	Low Does Not Meet GL 5	4 <i>[Group 36]</i>	0 <i>[Group 35]</i>	0 <i>[Group 34]</i>	1 <i>[Group 33]</i>	0 <i>[Group 32]</i>	0 <i>[Group 31]</i>	Tests Earning 0.0 points	22	0.0
	High Does Not Meet GL 8	6 <i>[Group 30]</i>	2 <i>[Group 29]</i>	0 <i>[Group 28]</i>	0 <i>[Group 27]</i>	0 <i>[Group 26]</i>	0 <i>[Group 25]</i>	Tests Earning 0.5 points	5	2.5
	Low Approaches GL 10	0 <i>[Group 24]</i>	4 <i>[Group 23]</i>	2 <i>[Group 22]</i>	2 <i>[Group 21]</i>	2 <i>[Group 20]</i>	0 <i>[Group 19]</i>	Tests Earning 1.0 point	21	21.0
	High Approaches GL 6	0 <i>[Group 16]</i>	3 <i>[Group 17]</i>	1 <i>[Group 16]</i>	1 <i>[Group 15]</i>	1 <i>[Group 14]</i>	0 <i>[Group 13]</i>	Total Annual Growth Points Earned (A)	23.5	
	Meets GL 10	0 <i>[Group 12]</i>	0 <i>[Group 11]</i>	2 <i>[Group 10]</i>	0 <i>[Group 9]</i>	5 <i>[Group 8]</i>	3 <i>[Group 7]</i>	# Tests Included in Calculation (C)	48	
	Masters GL 9	0 <i>[Group 6]</i>	0 <i>[Group 5]</i>	1 <i>[Group 4]</i>	0 <i>[Group 3]</i>	1 <i>[Group 2]</i>	7 <i>[Group 1]</i>	Annual Growth Score	49	
	1416 Performance Summary								# Tests	Points
								Tests Earning 0.0 points	12	0.0
								Tests Earning 1.0 point	1	1.0
								Total 1416 Points Earned (B)	1	
								# Tests Included in Calculation	13	
								1416 Performance Score	8	
1416 Performance		ACTUAL Performance Level 2025-26 Interim Assessment						Academic Growth Summary		
		Low Does Not Meet GL 10	High Does Not Meet GL 2	Low Approaches GL 0	High Approaches GL 1	Meets GL 0	Masters GL 0	Total Annual Growth Points Earned (A)	23.5	
2025 STAAR	Low Does Not Meet GL 5	4 <i>[Group 36]</i>	0 <i>[Group 35]</i>	0 <i>[Group 34]</i>	1 <i>[Group 33]</i>	0 <i>[Group 32]</i>	0 <i>[Group 31]</i>	Total 1416 Points Earned (B) x 0.25	0.3	
	High Does Not Meet GL 8	6 <i>[Group 30]</i>	2 <i>[Group 29]</i>	0 <i>[Group 28]</i>	0 <i>[Group 27]</i>	0 <i>[Group 26]</i>	0 <i>[Group 25]</i>	Academic Growth Points Earned	23.8	
								# Tests Included in Calculation (C)	48	
								Academic Growth Score	50	

50 to a Scale Score of a 56 F

-Interim Test Factors

-Shorter test

-Not all tested SE's have been covered

-RLA and Math were adaptive Tests



**SAN ELIZARIO INDEPENDENT SCHOOL DISTRICT**  
*A Proud Community of Champions – Soaring to Excellence*



**Borrego 3<sup>rd</sup> STAAR VS. 4<sup>th</sup> Interim RLA (Spanish)**

Academic Growth - Campus <i>ACTUAL</i> Performance on 2025-26 Interim Assessment Compared to 2025 STAAR		2025 STAAR Assessment		RLA Grade 3 - Spanish		Borrego Elementary			
		2025-26 Interim Assessment							
<i>In evaluating the results below, users are advised to consider the Notes of Caution provided in the Info_Sheet tab of this workbook.</i>									
Annual Growth	ACTUAL Performance Level 2025-26 Interim Assessment						Annual Growth Summary		
	Low Does Not Meet GL	High Does Not Meet GL	Low Approaches GL	High Approaches GL	Meets GL	Masters GL	# Tests	Points	
	15	18	13	8	22	22	38	0.0	Tests Earning 0.0 points
	9	6	0	0	1	1	6	3.0	Tests Earning 0.5 points
	5	4	7	2	2	0	54	54.0	Tests Earning 1.0 point
	1	5	0	3	2	0	Total Annual Growth Points Earned (A)		57.0
	0	2	4	2	2	3	# Tests Included in Calculation (C)		98
	0	0	1	1	7	5	Annual Growth Score		58
	0	1	1	0	8	13	1416 Performance Summary		
	9	6	0	0	1	1	# Tests	Points	
	5	4	7	2	2	0	24	0.0	Tests Earning 0.0 points
	17	20	11	13	14	23	13	13.0	Tests Earning 1.0 point
	14	10	7	2	3	1	Total 1416 Points Earned (B)		13
	9	6	0	0	1	1	# Tests Included in Calculation		37
	5	4	7	2	2	0	1416 Performance Score		35
	17	20	11	13	14	23	Academic Growth Summary		
	14	10	7	2	3	1	Total Annual Growth Points Earned (A)		57.0
	9	6	0	0	1	1	Total 1416 Points Earned (B) x 0.25		3.3
	5	4	7	2	2	0	Academic Growth Points Earned		60.3
	17	20	11	13	14	23	# Tests Included in Calculation (C)		98
	14	10	7	2	3	1	Academic Growth Score		62

62 to a Scale Score of a 69 D

-Interim Test Factors

-Shorter test

-Not all tested SE's have been covered

-RLA and Math were adaptive Tests



**SAN ELIZARIO INDEPENDENT SCHOOL DISTRICT**  
*A Proud Community of Champions – Soaring to Excellence*



**Alarcon 4<sup>th</sup> STAAR VS. 5<sup>th</sup> Interim MATH**

Academic Growth - Campus <i>ACTUAL</i> Performance on 2025-26 Interim Assessment Compared to 2025 STAAR		2025 STAAR Assessment		Math Grade 4		Alarcon Elementary				
		2025-26 Interim Assessment								
<i>In evaluating the results below, users are advised to consider the Notes of Caution provided in the Info_Sheet tab of this workbook.</i>										
Annual Growth		ACTUAL Performance Level 2025-26 Interim Assessment						Annual Growth Summary		
		Low Does Not Meet GL	High Does Not Meet GL	Low Approaches GL	High Approaches GL	Meets GL	Masters GL	# Tests	Points	
		22	12	14	8	2	0	Tests Earning 0.0 points	46	0.0
2025 STAAR Performance Level	Low Does Not Meet GL	11	0	0	0	0	0	Tests Earning 0.5 points	5	2.5
	High Does Not Meet GL	7	2	5	0	0	0	Tests Earning 1.0 point	7	7.0
	Low Approaches GL	2	3	1	0	0	0	Total Annual Growth Points Earned (A)		9.5
	High Approaches GL	2	4	1	2	1	0	# Tests Included in Calculation (C)		58
	Meets GL	0	3	6	3	1	0	Annual Growth Score		16
	Masters GL	0	0	1	3	0	0	1416 Performance Summary		
									# Tests	Points
								Tests Earning 0.0 points	20	0.0
								Tests Earning 1.0 point	5	5.0
								Total 1416 Points Earned (B)		5
								# Tests Included in Calculation		25
								1416 Performance Score		20
1416 Performance		ACTUAL Performance Level 2025-26 Interim Assessment						Academic Growth Summary		
		Low Does Not Meet GL	High Does Not Meet GL	Low Approaches GL	High Approaches GL	Meets GL	Masters GL	Total Annual Growth Points Earned (A)		9.5
		18	2	5	0	0	0	Total 1416 Points Earned (B) x 0.25		1.3
2025 STAAR	Low Does Not Meet GL	11	0	0	0	0	0	Academic Growth Points Earned		10.8
	High Does Not Meet GL	7	2	5	0	0	0	# Tests Included in Calculation (C)		58
								Academic Growth Score		19

- 19 to a Scale Score of a 40 F
- Interim Test Factors
  - Shorter test
  - Not all tested SE's have been covered
  - RLA and Math were adaptive Tests



**SAN ELIZARIO INDEPENDENT SCHOOL DISTRICT**  
*A Proud Community of Champions – Soaring to Excellence*



**Borrego 4<sup>th</sup> STAAR VS. 5<sup>th</sup> Interim MATH**

Academic Growth - Campus <i>ACTUAL</i> Performance on 2025-26 Interim Assessment Compared to 2025 STAAR		2025 STAAR Assessment		Math Grade 4		Borrego Elementary				
		2025-26 Interim Assessment								
<i>In evaluating the results below, users are advised to consider the Notes of Caution provided in the Info_Sheet tab of this workbook.</i>										
Annual Growth	ACTUAL Performance Level 2025-26 Interim Assessment							Annual Growth Summary		
	Low Does Not Meet GL	High Does Not Meet GL	Low Approaches GL	High Approaches GL	Meets GL	Masters GL		# Tests	Points	
	49	46	26	7	4	0		<b>Tests Earning 0.0 points</b>	<b>103</b>	<b>0.0</b>
2025 STAAR Performance Level	Low Does Not Meet GL 30 <i>[Group 36]</i>	5 <i>[Group 35]</i>	3 <i>[Group 34]</i>	0 <i>[Group 33]</i>	0 <i>[Group 32]</i>	0 <i>[Group 31]</i>		<b>Tests Earning 0.5 points</b>	<b>16</b>	<b>8.0</b>
	High Does Not Meet GL 34 <i>[Group 30]</i>	15 <i>[Group 29]</i>	5 <i>[Group 28]</i>	0 <i>[Group 27]</i>	0 <i>[Group 26]</i>	0 <i>[Group 25]</i>		<b>Tests Earning 1.0 point</b>	<b>13</b>	<b>13.0</b>
	Low Approaches GL 13 <i>[Group 24]</i>	7 <i>[Group 23]</i>	1 <i>[Group 22]</i>	0 <i>[Group 21]</i>	0 <i>[Group 20]</i>	0 <i>[Group 19]</i>		<b>Total Annual Growth Points Earned (A)</b>		<b>21.0</b>
	High Approaches GL 18 <i>[Group 16]</i>	10 <i>[Group 17]</i>	3 <i>[Group 16]</i>	0 <i>[Group 15]</i>	0 <i>[Group 14]</i>	0 <i>[Group 13]</i>		<b>#Tests Included in Calculation (C)</b>		<b>132</b>
	Meets GL 23 <i>[Group 12]</i>	8 <i>[Group 11]</i>	8 <i>[Group 10]</i>	4 <i>[Group 9]</i>	0 <i>[Group 8]</i>	0 <i>[Group 7]</i>		<b>Annual Growth Score</b>		<b>16</b>
	Masters GL 14 <i>[Group 6]</i>	1 <i>[Group 5]</i>	6 <i>[Group 4]</i>	3 <i>[Group 3]</i>	4 <i>[Group 2]</i>	0 <i>[Group 1]</i>		<b>1416 Performance Summary</b>		
								# Tests	Points	
							<b>Tests Earning 0.0 points</b>	<b>56</b>	<b>0.0</b>	
							<b>Tests Earning 1.0 point</b>	<b>8</b>	<b>8.0</b>	
							<b>Total 1416 Points Earned (B)</b>		<b>8</b>	
							<b>#Tests Included in Calculation</b>		<b>64</b>	
							<b>1416 Performance Score</b>		<b>13</b>	
1416 Performance	ACTUAL Performance Level 2025-26 Interim Assessment							Academic Growth Summary		
	Low Does Not Meet GL	High Does Not Meet GL	Low Approaches GL	High Approaches GL	Meets GL	Masters GL				
	36	20	8	0	0	0		<b>Total Annual Growth Points Earned (A)</b>		<b>21.0</b>
2025 STAAR	Low Does Not Meet GL 30 <i>[Group 36]</i>	5 <i>[Group 35]</i>	3 <i>[Group 34]</i>	0 <i>[Group 33]</i>	0 <i>[Group 32]</i>	0 <i>[Group 31]</i>		<b>Total 1416 Points Earned (B) x 0.25</b>		<b>2.0</b>
	High Does Not Meet GL 34 <i>[Group 30]</i>	15 <i>[Group 29]</i>	5 <i>[Group 28]</i>	0 <i>[Group 27]</i>	0 <i>[Group 26]</i>	0 <i>[Group 25]</i>		<b>Academic Growth Points Earned</b>		<b>23.0</b>
							<b>#Tests Included in Calculation (C)</b>		<b>132</b>	
							<b>Academic Growth Score</b>		<b>17</b>	

17 to a Scale Score of a 39 F  
 -Interim Test Factors  
 -Shorter test  
 -Not all tested SE's have been covered  
 -RLA and Math were adaptive Tests



**SAN ELIZARIO INDEPENDENT SCHOOL DISTRICT**  
*A Proud Community of Champions – Soaring to Excellence*



**Alarcon 4<sup>th</sup> STAAR VS. 5<sup>th</sup> Interim RLA English**

Academic Growth - Campus <i>ACTUAL</i> Performance on 2025-26 Interim Assessment Compared to 2025 STAAR		2025 STAAR Assessment		RLA Grade 4		Alarcon Elementary		
		2025-26 Interim Assessment						
<i>In evaluating the results below, users are advised to consider the Notes of Caution provided in the Info_Sheet tab of this workbook.</i>								
Annual Growth	ACTUAL Performance Level 2025-26 Interim Assessment						Annual Growth Summary	
	Low Does Not Meet GL 6	High Does Not Meet GL 7	Low Approaches GL 9	High Approaches GL 5	Meets GL 9	Masters GL 7	# Tests	Points
2025 STAAR Performance Level	Low Does Not Meet GL 1	0	1	0	0	0	0	Tests Earning 0.0 points: 18, 0.0
	High Does Not Meet GL 2	2	0	0	0	0	0	Tests Earning 0.5 points: 7, 3.5
	Low Approaches GL 15	4	2	6	1	2	0	Tests Earning 1.0 point: 18, 18.0
	High Approaches GL 8	0	2	3	1	1	1	Total Annual Growth Points Earned (A): 21.5
	Meets GL 12	0	2	0	2	6	2	# Tests Included in Calculation (C): 43
	Masters GL 5	0	0	0	1	0	4	Annual Growth Score: 50
								1416 Performance Summary
							# Tests	Points
							Tests Earning 0.0 points: 3, 0.0	
							Tests Earning 1.0 point: 0, 0.0	
							Total 1416 Points Earned (B): 0	
							# Tests Included in Calculation: 3	
							1416 Performance Score: 0	
1416 Performance	ACTUAL Performance Level 2025-26 Interim Assessment						Academic Growth Summary	
	Low Does Not Meet GL 2	High Does Not Meet GL 1	Low Approaches GL 0	High Approaches GL 0	Meets GL 0	Masters GL 0	Total Annual Growth Points Earned (A): 21.5	
2025 STAAR	Low Does Not Meet GL 1	0	1	0	0	0	0	Total 1416 Points Earned (B) x 0.25: 0.0
	High Does Not Meet GL 2	2	0	0	0	0	0	Academic Growth Points Earned: 21.5
							# Tests Included in Calculation (C): 43	
							Academic Growth Score: 50	

50 to a Scale Score of a 56 F

-Interim Test Factors

-Shorter test

-Not all tested SE's have been covered

-RLA and Math were adaptive Tests



**SAN ELIZARIO INDEPENDENT SCHOOL DISTRICT**  
*A Proud Community of Champions – Soaring to Excellence*



**Borrego 4<sup>th</sup> STAAR VS. 5<sup>th</sup> Interim RLA English**

Academic Growth - Campus <i>ACTUAL</i> Performance on 2025-26 Interim Assessment Compared to 2025 STAAR		2025 STAAR Assessment		RLA Grade 4		Borrego Elementary				
		2025-26 Interim Assessment								
<i>In evaluating the results below, users are advised to consider the Notes of Caution provided in the Info_Sheet tab of this workbook.</i>										
Annual Growth	ACTUAL Performance Level 2025-26 Interim Assessment							Annual Growth Summary		
	Low Does Not Meet GL 20	High Does Not Meet GL 10	Low Approaches GL 23	High Approaches GL 15	Meets GL 20	Masters GL 10		# Tests	Points	
2025 STAAR Performance Level	Low Does Not Meet GL 14 <i>[Group 36]</i>	2 <i>[Group 35]</i>	4 <i>[Group 34]</i>	2 <i>[Group 33]</i>	0 <i>[Group 32]</i>	0 <i>[Group 31]</i>		Tests Earning 0.0 points	40	0.0
	High Does Not Meet GL 15 <i>[Group 30]</i>	3 <i>[Group 29]</i>	2 <i>[Group 28]</i>	1 <i>[Group 27]</i>	0 <i>[Group 26]</i>	0 <i>[Group 25]</i>		Tests Earning 0.5 points	16	8.0
	Low Approaches GL 24 <i>[Group 24]</i>	3 <i>[Group 23]</i>	11 <i>[Group 22]</i>	4 <i>[Group 21]</i>	3 <i>[Group 20]</i>	1 <i>[Group 19]</i>		Tests Earning 1.0 point	42	42.0
	High Approaches GL 14 <i>[Group 16]</i>	2 <i>[Group 17]</i>	4 <i>[Group 16]</i>	2 <i>[Group 15]</i>	3 <i>[Group 14]</i>	1 <i>[Group 13]</i>		Total Annual Growth Points Earned (A)		50.0
	Meets GL 26 <i>[Group 12]</i>	0 <i>[Group 11]</i>	2 <i>[Group 10]</i>	6 <i>[Group 9]</i>	11 <i>[Group 8]</i>	6 <i>[Group 7]</i>		# Tests Included in Calculation (C)		98
	Masters GL 5 <i>[Group 6]</i>	0 <i>[Group 5]</i>	0 <i>[Group 4]</i>	0 <i>[Group 3]</i>	3 <i>[Group 2]</i>	2 <i>[Group 1]</i>		Annual Growth Score		51
								1416 Performance Summary		
								# Tests	Points	
							Tests Earning 0.0 points	20	0.0	
							Tests Earning 1.0 point	9	9.0	
							Total 1416 Points Earned (B)		9	
							# Tests Included in Calculation		29	
							1416 Performance Score		31	
1416 Performance	ACTUAL Performance Level 2025-26 Interim Assessment							Academic Growth Summary		
	Low Does Not Meet GL 15	High Does Not Meet GL 5	Low Approaches GL 6	High Approaches GL 3	Meets GL 0	Masters GL 0		# Tests	Points	
2025 STAAR	Low Does Not Meet GL 14 <i>[Group 36]</i>	2 <i>[Group 35]</i>	4 <i>[Group 34]</i>	2 <i>[Group 33]</i>	0 <i>[Group 32]</i>	0 <i>[Group 31]</i>		Total Annual Growth Points Earned (A)		50.0
	High Does Not Meet GL 15 <i>[Group 30]</i>	3 <i>[Group 29]</i>	2 <i>[Group 28]</i>	1 <i>[Group 27]</i>	0 <i>[Group 26]</i>	0 <i>[Group 25]</i>		Total 1416 Points Earned (B) x 0.25		2.3
							Academic Growth Points Earned		52.3	
							# Tests Included in Calculation (C)		98	
							Academic Growth Score		53	

53 to a Scale Score of a 58 F  
 -Interim Test Factors  
 -Shorter test  
 -Not all tested SE's have been covered  
 -RLA and Math were adaptive Tests



# SAN ELIZARIO INDEPENDENT SCHOOL DISTRICT

*A Proud Community of Champions – Soaring to Excellence*



## Alarcon 4<sup>th</sup> STAAR VS. 5<sup>th</sup> Interim RLA Spanish

Academic Growth - Campus <i>ACTUAL</i> Performance on 2025-26 Interim Assessment Compared to 2025 STAAR		2025 STAAR Assessment		RLA Grade 4 - Spanish		Alarcon Elementary				
		2025-26 Interim Assessment								
<i>In evaluating the results below, users are advised to consider the Notes of Caution provided in the Info_Sheet tab of this workbook.</i>										
Annual Growth	ACTUAL Performance Level 2025-26 Interim Assessment							Annual Growth Summary		
	Low Does Not Meet GL	High Does Not Meet GL	Low Approaches GL	High Approaches GL	Meets GL	Masters GL		# Tests	Points	
	5	2	3	1	1	0		6	0.0	
2025 STAAR Performance Level	Low Does Not Meet GL 5	4	1	0	0	0	0	6	0.0	
	High Does Not Meet GL 4	1	0	3	0	0	0	0	0.0	
	Low Approaches GL 3	0	1	0	1	1	0	6	6.0	
	High Approaches GL 0	0	0	0	0	0	0	Total Annual Growth Points Earned (A) 6.0		
	Meets GL 0	0	0	0	0	0	0	#Tests Included in Calculation (C) 12		
	Masters GL 0	0	0	0	0	0	0	Annual Growth Score 50		
								1416 Performance Summary		
								# Tests	Points	
								6	0.0	
								3	3.0	
								Total 1416 Points Earned (B) 3		
								#Tests Included in Calculation 9		
								1416 Performance Score 33		
1416 Performance	ACTUAL Performance Level 2025-26 Interim Assessment							Academic Growth Summary		
	Low Does Not Meet GL	High Does Not Meet GL	Low Approaches GL	High Approaches GL	Meets GL	Masters GL		# Tests	Points	
	5	1	3	0	0	0		6.0		
2025 STAAR	Low Does Not Meet GL 5	4	1	0	0	0	0	Total Annual Growth Points Earned (A) 6.0		
	High Does Not Meet GL 4	1	0	3	0	0	0	Total 1416 Points Earned (B) x 0.25 0.8		
								Academic Growth Points Earned 6.8		
								#Tests Included in Calculation (C) 12		
								Academic Growth Score 57		

57 to a Scale Score of a 62 D

-Interim Test Factors

-Shorter test

-Not all tested SE's have been covered

-RLA and Math were adaptive Tests



**SAN ELIZARIO INDEPENDENT SCHOOL DISTRICT**  
*A Proud Community of Champions – Soaring to Excellence*



**Borrego 4<sup>th</sup> STAAR VS. 5<sup>th</sup> Interim RLA Spanish**

Academic Growth - Campus <i>ACTUAL</i> Performance on 2025-26 Interim Assessment Compared to 2025 STAAR		2025 STAAR Assessment		RLA Grade 4 - Spanish		Borrego Elementary				
		2025-26 Interim Assessment								
In evaluating the results below, users are advised to consider the Notes of Caution provided in the Info_Sheet tab of this workbook.										
Annual Growth	ACTUAL Performance Level 2025-26 Interim Assessment							Annual Growth Summary		
	Low Does Not Meet GL	High Does Not Meet GL	Low Approaches GL	High Approaches GL	Meets GL	Masters GL		# Tests	Points	
	6	6	4	0	7	3				
2025 STAAR Performance Level	Low Does Not Meet GL 7	5 <i>[Group 36]</i>	2 <i>[Group 35]</i>	0 <i>[Group 34]</i>	0 <i>[Group 33]</i>	0 <i>[Group 32]</i>	0 <i>[Group 31]</i>	Tests Earning 0.0 points	11	0.0
	High Does Not Meet GL 5	0 <i>[Group 30]</i>	2 <i>[Group 29]</i>	1 <i>[Group 28]</i>	0 <i>[Group 27]</i>	2 <i>[Group 26]</i>	0 <i>[Group 25]</i>	Tests Earning 0.5 points	4	2.0
	Low Approaches GL 2	0 <i>[Group 24]</i>	0 <i>[Group 23]</i>	2 <i>[Group 22]</i>	0 <i>[Group 21]</i>	0 <i>[Group 20]</i>	0 <i>[Group 19]</i>	Tests Earning 1.0 point	11	11.0
	High Approaches GL 2	0 <i>[Group 18]</i>	1 <i>[Group 17]</i>	1 <i>[Group 16]</i>	0 <i>[Group 15]</i>	0 <i>[Group 14]</i>	0 <i>[Group 13]</i>	Total Annual Growth Points Earned (A)		13.0
	Meets GL 7	1 <i>[Group 12]</i>	1 <i>[Group 11]</i>	0 <i>[Group 10]</i>	0 <i>[Group 9]</i>	3 <i>[Group 8]</i>	2 <i>[Group 7]</i>	#Tests Included in Calculation (C)		26
	Masters GL 3	0 <i>[Group 6]</i>	0 <i>[Group 5]</i>	0 <i>[Group 4]</i>	0 <i>[Group 3]</i>	2 <i>[Group 2]</i>	1 <i>[Group 1]</i>	Annual Growth Score		50
								1416 Performance Summary		
								# Tests	Points	
							Tests Earning 0.0 points	9	0.0	
							Tests Earning 1.0 point	3	3.0	
							Total 1416 Points Earned (B)		3	
							#Tests Included in Calculation		12	
							1416 Performance Score		25	
1416 Performance	ACTUAL Performance Level 2025-26 Interim Assessment							Academic Growth Summary		
	Low Does Not Meet GL	High Does Not Meet GL	Low Approaches GL	High Approaches GL	Meets GL	Masters GL				
	5	4	1	0	2	0	Total Annual Growth Points Earned (A)		13.0	
2025 STAAR	Low Does Not Meet GL 7	5 <i>[Group 36]</i>	2 <i>[Group 35]</i>	0 <i>[Group 34]</i>	0 <i>[Group 33]</i>	0 <i>[Group 32]</i>	0 <i>[Group 31]</i>	Total 1416 Points Earned (B) x 0.25		0.8
	High Does Not Meet GL 5	0 <i>[Group 30]</i>	2 <i>[Group 29]</i>	1 <i>[Group 28]</i>	0 <i>[Group 27]</i>	2 <i>[Group 26]</i>	0 <i>[Group 25]</i>	Academic Growth Points Earned		13.8
							#Tests Included in Calculation (C)		26	
							Academic Growth Score		53	

53 to a Scale Score of a 58 F  
 -Interim Test Factors  
 -Shorter test  
 -Not all tested SE's have been covered  
 -RLA and Math were adaptive Tests



**SAN ELIZARIO INDEPENDENT SCHOOL DISTRICT**  
*A Proud Community of Champions – Soaring to Excellence*



**Alarcon 5<sup>th</sup> STAAR VS. 6<sup>th</sup> Interim MATH**

Academic Growth - Campus <i>ACTUAL</i> Performance on 2025-26 Interim Assessment Compared to 2025 STAAR		2025 STAAR Assessment		Math Grade 5		Alarcon Elementary				
		2025-26 Interim Assessment								
<i>In evaluating the results below, users are advised to consider the Notes of Caution provided in the Info_Sheet tab of this workbook.</i>										
Annual Growth	ACTUAL Performance Level 2025-26 Interim Assessment							Annual Growth Summary		
	Low Does Not Meet GL	High Does Not Meet GL	Low Approaches GL	High Approaches GL	Meets GL	Masters GL		# Tests	Points	
	9	13	20	14	15	4		<b>Tests Earning 0.0 points</b>	24	0.0
2025 STAAR Performance Level	Low Does Not Meet GL 8	5	3	0	0	0	0	<b>Tests Earning 0.5 points</b>	18	9.0
	High Does Not Meet GL 17	2	5	6	4	0	0	<b>Tests Earning 1.0 point</b>	33	33.0
	Low Approaches GL 20	2	5	11	2	0	0	<b>Total Annual Growth Points Earned (A)</b>		42.0
	High Approaches GL 7	0	0	2	2	3	0	<b># Tests Included in Calculation (C)</b>		75
	Meets GL 20	0	0	1	6	11	2	<b>Annual Growth Score</b>		56
	Masters GL 3	0	0	0	0	1	2	<b>1416 Performance Summary</b>		
									# Tests	Points
								<b>Tests Earning 0.0 points</b>	15	0.0
								<b>Tests Earning 1.0 point</b>	10	10.0
								<b>Total 1416 Points Earned (B)</b>		10
								<b># Tests Included in Calculation</b>		25
								<b>1416 Performance Score</b>		40
1416 Performance	ACTUAL Performance Level 2025-26 Interim Assessment							Academic Growth Summary		
	Low Does Not Meet GL	High Does Not Meet GL	Low Approaches GL	High Approaches GL	Meets GL	Masters GL		<b>Total Annual Growth Points Earned (A)</b>		42.0
	7	8	6	4	0	0		<b>Total 1416 Points Earned (B) x 0.25</b>		2.5
2025 STAAR	Low Does Not Meet GL 8	5	3	0	0	0	0	<b>Academic Growth Points Earned</b>		44.5
	High Does Not Meet GL 17	2	5	6	4	0	0	<b># Tests Included in Calculation (C)</b>		75
								<b>Academic Growth Score</b>		59

59 to a Scale Score of a 65 D  
 -Interim Test Factors  
   -Shorter test  
   -Not all tested SE's have been covered  
   -RLA and Math were adaptive Tests



**SAN ELIZARIO INDEPENDENT SCHOOL DISTRICT**  
*A Proud Community of Champions – Soaring to Excellence*



**Borrego 5<sup>th</sup> STAAR VS. 6<sup>th</sup> Interim MATH**

Academic Growth - Campus <i>ACTUAL</i> Performance on 2025-26 Interim Assessment Compared to 2025 STAAR		2025 STAAR Assessment		Math Grade 5		Borrego Elementary			
		2025-26 Interim Assessment							
<i>In evaluating the results below, users are advised to consider the Notes of Caution provided in the Info_Sheet tab of this workbook.</i>									
Annual Growth	ACTUAL Performance Level 2025-26 Interim Assessment						Annual Growth Summary		
	Low Does Not Meet GL	High Does Not Meet GL	Low Approaches GL	High Approaches GL	Meets GL	Masters GL	# Tests	Points	
	23	16	20	21	21	7			
2025 STAAR Performance Level	Low Does Not Meet GL 21	8 <i>[Group 36]</i>	8 <i>[Group 35]</i>	4 <i>[Group 34]</i>	1 <i>[Group 33]</i>	0 <i>[Group 32]</i>	0 <i>[Group 31]</i>	Tests Earning 0.0 points: 41	0.0
	High Does Not Meet GL 26	11 <i>[Group 30]</i>	4 <i>[Group 29]</i>	6 <i>[Group 28]</i>	4 <i>[Group 27]</i>	1 <i>[Group 26]</i>	0 <i>[Group 25]</i>	Tests Earning 0.5 points: 16	8.0
	Low Approaches GL 19	4 <i>[Group 24]</i>	3 <i>[Group 23]</i>	5 <i>[Group 22]</i>	5 <i>[Group 21]</i>	2 <i>[Group 20]</i>	0 <i>[Group 19]</i>	Tests Earning 1.0 point: 51	51.0
	High Approaches GL 14	0 <i>[Group 16]</i>	1 <i>[Group 17]</i>	3 <i>[Group 16]</i>	7 <i>[Group 15]</i>	3 <i>[Group 14]</i>	0 <i>[Group 13]</i>	Total Annual Growth Points Earned (A): 59.0	
	Meets GL 19	0 <i>[Group 12]</i>	0 <i>[Group 11]</i>	2 <i>[Group 10]</i>	4 <i>[Group 9]</i>	10 <i>[Group 8]</i>	3 <i>[Group 7]</i>	# Tests Included in Calculation (C): 108	
	Masters GL 9	0 <i>[Group 6]</i>	0 <i>[Group 5]</i>	0 <i>[Group 4]</i>	0 <i>[Group 3]</i>	5 <i>[Group 2]</i>	4 <i>[Group 1]</i>	Annual Growth Score: 55	
	1416 Performance Summary								
							# Tests	Points	
							Tests Earning 0.0 points: 31	0.0	
							Tests Earning 1.0 point: 16	16.0	
							Total 1416 Points Earned (B): 16		
							# Tests Included in Calculation: 47		
							1416 Performance Score: 34		
1416 Performance	ACTUAL Performance Level 2025-26 Interim Assessment						Academic Growth Summary		
	Low Does Not Meet GL	High Does Not Meet GL	Low Approaches GL	High Approaches GL	Meets GL	Masters GL			
	19	12	10	5	1	0	Total Annual Growth Points Earned (A): 59.0		
2025 STAAR	Low Does Not Meet GL 21	8 <i>[Group 36]</i>	8 <i>[Group 35]</i>	4 <i>[Group 34]</i>	1 <i>[Group 33]</i>	0 <i>[Group 32]</i>	0 <i>[Group 31]</i>	Total 1416 Points Earned (B) x 0.25: 4.0	
	High Does Not Meet GL 26	11 <i>[Group 30]</i>	4 <i>[Group 29]</i>	6 <i>[Group 28]</i>	4 <i>[Group 27]</i>	1 <i>[Group 26]</i>	0 <i>[Group 25]</i>	Academic Growth Points Earned: 63.0	
							# Tests Included in Calculation (C): 108		
							Academic Growth Score: 58		

58 to a Scale Score of a 63 D  
 -Interim Test Factors  
 -Shorter test  
 -Not all tested SE's have been covered  
 -RLA and Math were adaptive Tests



# SAN ELIZARIO INDEPENDENT SCHOOL DISTRICT

*A Proud Community of Champions – Soaring to Excellence*



## Alarcon 5<sup>th</sup> STAAR VS. 6<sup>th</sup> Interim RLA English

Academic Growth - Campus <i>ACTUAL</i> Performance on 2025-26 Interim Assessment Compared to 2025 STAAR		2025 STAAR Assessment		RLA Grade 5		Alarcon Elementary				
		2025-26 Interim Assessment								
<i>In evaluating the results below, users are advised to consider the Notes of Caution provided in the Info_Sheet tab of this workbook.</i>										
Annual Growth		ACTUAL Performance Level 2025-26 Interim Assessment						Annual Growth Summary		
		Low Does Not Meet GL	High Does Not Meet GL	Low Approaches GL	High Approaches GL	Meets GL	Masters GL	# Tests	Points	
		17	7	10	4	14	11	Tests Earning 0.0 points	25	0.0
2025 STAAR Performance Level	Low Does Not Meet GL	13	1	3	0	0	0	Tests Earning 0.5 points	8	4.0
	High Does Not Meet GL	3	5	1	2	0	0	Tests Earning 1.0 point	30	30.0
	Low Approaches GL	0	1	2	0	1	0	Total Annual Growth Points Earned (A)		34.0
	High Approaches GL	1	0	3	1	2	0	#Tests Included in Calculation (C)		63
	Meets GL	0	0	1	0	9	4	Annual Growth Score		54
	Masters GL	0	0	0	1	2	7	1416 Performance Summary		
								# Tests	Points	
								Tests Earning 0.0 points	22	0.0
								Tests Earning 1.0 point	6	6.0
								Total 1416 Points Earned (B)		6
								#Tests Included in Calculation		28
								1416 Performance Score		21
1416 Performance		ACTUAL Performance Level 2025-26 Interim Assessment						Academic Growth Summary		
		Low Does Not Meet GL	High Does Not Meet GL	Low Approaches GL	High Approaches GL	Meets GL	Masters GL	Total Annual Growth Points Earned (A)		34.0
		16	6	4	2	0	0	Total 1416 Points Earned (B) x 0.25		1.5
2025 STAAR	Low Does Not Meet GL	13	1	3	0	0	0	Academic Growth Points Earned		35.5
	High Does Not Meet GL	3	5	1	2	0	0	#Tests Included in Calculation (C)		63
								Academic Growth Score		56

56 to a Scale Score of a 60 D

-Interim Test Factors

-Shorter test

-Not all tested SE's have been covered

-RLA and Math were adaptive Tests



# SAN ELIZARIO INDEPENDENT SCHOOL DISTRICT

*A Proud Community of Champions – Soaring to Excellence*



## Borrego 5<sup>th</sup> STAAR VS. 6<sup>th</sup> Interim RLA English

Academic Growth - Campus <i>ACTUAL</i> Performance on 2025-26 Interim Assessment Compared to 2025 STAAR		2025 STAAR Assessment		RLA Grade 5		Borrego Elementary				
		2025-26 Interim Assessment								
<i>In evaluating the results below, users are advised to consider the Notes of Caution provided in the Info_Sheet tab of this workbook.</i>										
Annual Growth	ACTUAL Performance Level 2025-26 Interim Assessment							Annual Growth Summary		
	Low Does Not Meet GL	High Does Not Meet GL	Low Approaches GL	High Approaches GL	Meets GL	Masters GL	# Tests	Points		
	16	10	12	10	27	15	39	0.0	Tests Earning 0.0 points	
	7	3	2	0	0	0	7	3.5	Tests Earning 0.5 points	
	6	4	4	1	2	0	44	44.0	Tests Earning 1.0 point	
	3	0	2	2	1	0	Total Annual Growth Points Earned (A)		47.5	
	0	1	0	1	2	0	# Tests Included in Calculation (C)		90	
	0	2	4	6	12	8	Annual Growth Score		53	
	0	0	0	0	10	7	1416 Performance Summary			
	13	7	6	1	2	0	# Tests	Points		
	7	3	2	0	0	0	20	0.0	Tests Earning 0.0 points	
	6	4	4	1	2	0	9	9.0	Tests Earning 1.0 point	
	17	17	17	17	17	17	Total 1416 Points Earned (B)		9	
	17	17	17	17	17	17	# Tests Included in Calculation		29	
	17	17	17	17	17	17	1416 Performance Score		31	
1416 Performance	ACTUAL Performance Level 2025-26 Interim Assessment							Academic Growth Summary		
	Low Does Not Meet GL	High Does Not Meet GL	Low Approaches GL	High Approaches GL	Meets GL	Masters GL	Total Annual Growth Points Earned (A)	47.5		
	13	7	6	1	2	0	Total 1416 Points Earned (B) x 0.25	2.3		
	7	3	2	0	0	0	Academic Growth Points Earned	49.8		
	6	4	4	1	2	0	# Tests Included in Calculation (C)	90		
	17	17	17	17	17	17	Academic Growth Score		55	

55 to a Scale Score of a 59 F

-Interim Test Factors

-Shorter test

-Not all tested SE's have been covered

-RLA and Math were adaptive Tests



**SAN ELIZARIO INDEPENDENT SCHOOL DISTRICT**  
*A Proud Community of Champions – Soaring to Excellence*



**Alarcon 5<sup>th</sup> STAAR Spanish VS. 6<sup>th</sup> Interim RLA English**

Academic Growth - Campus <i>ACTUAL</i> Performance on 2025-26 Interim Assessment Compared to 2025 STAAR		2025 STAAR Assessment		RLA Grade 5 - Spanish		Alarcon Elementary				
		2025-26 Interim Assessment								
<i>In evaluating the results below, users are advised to consider the Notes of Caution provided in the Info_Sheet tab of this workbook.</i>										
Annual Growth	ACTUAL Performance Level 2025-26 Interim Assessment							Annual Growth Summary		
	Low Does Not Meet GL	High Does Not Meet GL	Low Approaches GL	High Approaches GL	Meets GL	Masters GL		# Tests	Points	
	3	3	4	1	1	0				
2025 STAAR Performance Level	Low Does Not Meet GL 0	0	0	0	0	0	0	Tests Earning 0.0 points	12	0.0
	High Does Not Meet GL 1	0	0	0	0	0	0	Tests Earning 0.5 points	0	0.0
	Low Approaches GL 1	0	0	0	0	0	0	Tests Earning 1.0 point	0	0.0
	High Approaches GL 4	1	2	0	0	0	0	Total Annual Growth Points Earned (A)		0.0
	Meets GL 5	0	2	1	0	0	0	#Tests Included in Calculation (C)		12
	Masters GL 1	0	0	0	0	1	0	Annual Growth Score		0
								1416 Performance Summary		
								# Tests	Points	
								Tests Earning 0.0 points	1	0.0
								Tests Earning 1.0 point	0	0.0
								Total 1416 Points Earned (B)		0
								#Tests Included in Calculation		1
								1416 Performance Score		0
1416 Performance	ACTUAL Performance Level 2025-26 Interim Assessment							Academic Growth Summary		
	Low Does Not Meet GL	High Does Not Meet GL	Low Approaches GL	High Approaches GL	Meets GL	Masters GL		Total Annual Growth Points Earned (A)		0.0
	1	0	0	0	0	0		Total 1416 Points Earned (B) x 0.25		0.0
2025 STAAR	Low Does Not Meet GL 0	0	0	0	0	0	0	Academic Growth Points Earned		0.0
	High Does Not Meet GL 1	0	0	0	0	0	0	#Tests Included in Calculation (C)		12
								Academic Growth Score		0

0 to a Scale Score of a 30 F

-Interim Test Factors

-Shorter test

-Not all tested SE's have been covered

-RLA and Math were adaptive Tests



# SAN ELIZARIO INDEPENDENT SCHOOL DISTRICT

*A Proud Community of Champions – Soaring to Excellence*



## Alarcon 5<sup>th</sup> STAAR Spanish VS. 6<sup>th</sup> Interim RLA English

Academic Growth - Campus <i>ACTUAL</i> Performance on 2025-26 Interim Assessment Compared to 2025 STAAR		2025 STAAR Assessment		RLA Grade 5 - Spanish		Alarcon Elementary				
		2025-26 Interim Assessment								
<i>In evaluating the results below, users are advised to consider the Notes of Caution provided in the Info_Sheet tab of this workbook.</i>										
Annual Growth		ACTUAL Performance Level 2025-26 Interim Assessment						Annual Growth Summary		
		Low Does Not Meet GL	High Does Not Meet GL	Low Approaches GL	High Approaches GL	Meets GL	Masters GL	# Tests	Points	
		3	3	4	1	1	0	Tests Earning 0.0 points	12	0.0
2025 STAAR Performance Level	Low Does Not Meet GL 0	0	0	0	0	0	0	Tests Earning 0.5 points	0	0.0
	High Does Not Meet GL 1	1	0	0	0	0	0	Tests Earning 1.0 point	0	0.0
	Low Approaches GL 1	1	0	0	0	0	0	Total Annual Growth Points Earned (A)		0.0
	High Approaches GL 4	1	1	2	0	0	0	#Tests Included in Calculation (C)		12
	Meets GL 5	0	2	2	1	0	0	Annual Growth Score		0
	Masters GL 1	0	0	0	0	1	0	1416 Performance Summary		
								# Tests	Points	
							Tests Earning 0.0 points	1	0.0	
							Tests Earning 1.0 point	0	0.0	
							Total 1416 Points Earned (B)		0	
							#Tests Included in Calculation		1	
							1416 Performance Score		0	
1416 Performance		ACTUAL Performance Level 2025-26 Interim Assessment						Academic Growth Summary		
		Low Does Not Meet GL	High Does Not Meet GL	Low Approaches GL	High Approaches GL	Meets GL	Masters GL	Total Annual Growth Points Earned (A)		0.0
		1	0	0	0	0	0	Total 1416 Points Earned (B) x 0.25		0.0
2025 STAAR	Low Does Not Meet GL 0	0	0	0	0	0	0	Academic Growth Points Earned		0.0
	High Does Not Meet GL 1	1	0	0	0	0	0	#Tests Included in Calculation (C)		12
								Academic Growth Score		0

0 to a Scale Score of a 30 F

-Interim Test Factors

-Shorter test

-Not all tested SE's have been covered

-RLA and Math were adaptive Tests



**SAN ELIZARIO INDEPENDENT SCHOOL DISTRICT**  
*A Proud Community of Champions – Soaring to Excellence*



**Borrego 5<sup>th</sup> STAAR Spanish VS. 6<sup>th</sup> Interim RLA English**

Academic Growth - Campus <i>ACTUAL</i> Performance on 2025-26 Interim Assessment Compared to 2025 STAAR		2025 STAAR Assessment		RLA Grade 5 - Spanish		Borrego Elementary				
		2025-26 Interim Assessment								
In evaluating the results below, users are advised to consider the Notes of Caution provided in the Info_Sheet tab of this workbook.										
Annual Growth	ACTUAL Performance Level 2025-26 Interim Assessment							Annual Growth Summary		
	Low Does Not Meet GL	High Does Not Meet GL	Low Approaches GL	High Approaches GL	Meets GL	Masters GL	# Tests	Points		
2025 STAAR Performance Level	1	0	3	2	2	0	19	0.0		
	4	0	0	0	0	0	0	0.0		
	4	0	0	0	1	0	2	2.0		
	5	2	2	0	1	0	Total Annual Growth Points Earned (A) 2.0			
	6	1	1	1	0	0	#Tests Included in Calculation (C) 21			
	1	0	1	0	0	0	Annual Growth Score 10			
	1	0	0	0	0	0	1416 Performance Summary			
1416 Performance	ACTUAL Performance Level 2025-26 Interim Assessment							# Tests	Points	
	Low Does Not Meet GL	High Does Not Meet GL	Low Approaches GL	High Approaches GL	Meets GL	Masters GL	5	0.0		
2025 STAAR	1	0	0	0	0	0	0	0.0		
	4	0	0	0	0	0	0	0.0		
							Total 1416 Points Earned (B) 0			
							#Tests Included in Calculation 5			
							1416 Performance Score 0			
Academic Growth Summary		Total Annual Growth Points Earned (A) 2.0								
		Total 1416 Points Earned (B) x 0.25 0.0								
		Academic Growth Points Earned 2.0								
		#Tests Included in Calculation (C) 21								
		Academic Growth Score 10								

10 to a Scale Score of a 35 F  
 -Interim Test Factors  
 -Shorter test  
 -Not all tested SE's have been covered  
 -RLA and Math were adaptive Tests



**SAN ELIZARIO INDEPENDENT SCHOOL DISTRICT**  
*A Proud Community of Champions – Soaring to Excellence*



**GEMS 6<sup>th</sup> STAAR VS. 7<sup>th</sup> Interim MATH**

Academic Growth - Campus <i>ACTUAL</i> Performance on 2025-26 Interim Assessment Compared to 2025 STAAR		2025 STAAR Assessment		Math Grade 6		Garcia-Enriquez Middle School				
		2025-26 Interim Assessment								
<i>In evaluating the results below, users are advised to consider the Notes of Caution provided in the Info_Sheet tab of this workbook.</i>										
Annual Growth	ACTUAL Performance Level 2025-26 Interim Assessment							Annual Growth Summary		
		Low Does Not Meet GL 36	High Does Not Meet GL 44	Low Approaches GL 18	High Approaches GL 6	Meets GL 5	Masters GL 0		# Tests	Points
2025 STAAR Performance Level	Low Does Not Meet GL 5	2	3	0	0	0	0	Tests Earning 0.0 points	92	0.0
	High Does Not Meet GL 18	13	4	1	0	0	0	Tests Earning 0.5 points	9	4.5
	Low Approaches GL 25	11	10	4	0	0	0	Tests Earning 1.0 point	8	8.0
	High Approaches GL 30	10	15	4	1	0	0	Total Annual Growth Points Earned (A)		12.5
	Meets GL 30	0	12	9	5	4	0	#Tests Included in Calculation (C)		109
	Masters GL 1	0	0	0	0	1	0	Annual Growth Score		11
								1416 Performance Summary		
1416 Performance	ACTUAL Performance Level 2025-26 Interim Assessment							Academic Growth Summary		
		Low Does Not Meet GL 15	High Does Not Meet GL 7	Low Approaches GL 1	High Approaches GL 0	Meets GL 0	Masters GL 0		# Tests	Points
	Low Does Not Meet GL 5	2	3	0	0	0	0	Tests Earning 0.0 points	22	0.0
	High Does Not Meet GL 18	13	4	1	0	0	0	Tests Earning 1.0 point	1	1.0
2025 STAAR							Total 1416 Points Earned (B)		1	
							#Tests Included in Calculation		23	
							1416 Performance Score			4
							Total Annual Growth Points Earned (A)		12.5	
							Total 1416 Points Earned (B) x 0.25		0.3	
							Academic Growth Points Earned		12.8	
							#Tests Included in Calculation (C)		109	
							Academic Growth Score			12

12 to a Scale Score of a 36 F

-Interim Test Factors

-Shorter test

-Not all tested SE's have been covered

-RLA and Math were adaptive Tests



# SAN ELIZARIO INDEPENDENT SCHOOL DISTRICT

*A Proud Community of Champions – Soaring to Excellence*



## GEMS 6<sup>th</sup> STAAR VS. 7<sup>th</sup> Interim RLA

Academic Growth - Campus <i>ACTUAL</i> Performance on 2025-26 Interim Assessment Compared to 2025 STAAR		2025 STAAR Assessment		RLA Grade 6		Garcia-Enriquez Middle School				
		2025-26 Interim Assessment								
<i>In evaluating the results below, users are advised to consider the Notes of Caution provided in the Info_Sheet tab of this workbook.</i>										
Annual Growth	ACTUAL Performance Level 2025-26 Interim Assessment							Annual Growth Summary		
	Low Does Not Meet GL	High Does Not Meet GL	Low Approaches GL	High Approaches GL	Meets GL	Masters GL		# Tests	Points	
	42	25	23	28	40	11		Tests Earning 0.0 points	101	0.0
2025 STAAR Performance Level	Low Does Not Meet GL 35	27	5	1	1	1	0	Tests Earning 0.5 points	18	9.0
	High Does Not Meet GL 18	3	11	0	3	1	0	Tests Earning 1.0 point	50	50.0
	Low Approaches GL 21	10	3	3	2	3	0	Total Annual Growth Points Earned (A)		59.0
	High Approaches GL 29	2	5	11	4	7	0	# Tests Included in Calculation (C)		169
	Meets GL 40	0	1	8	13	15	3	Annual Growth Score		35
	Masters GL 26	0	0	0	5	13	8	1416 Performance Summary		
									# Tests	Points
								Tests Earning 0.0 points	46	0.0
								Tests Earning 1.0 point	7	7.0
								Total 1416 Points Earned (B)		7
								# Tests Included in Calculation		53
								1416 Performance Score		13
1416 Performance	ACTUAL Performance Level 2025-26 Interim Assessment							Academic Growth Summary		
Low Does Not Meet GL	High Does Not Meet GL	Low Approaches GL	High Approaches GL	Meets GL	Masters GL			Total Annual Growth Points Earned (A)	59.0	
30	16	1	4	2	0			Total 1416 Points Earned (B) x 0.25	1.8	
2025 STAAR	Low Does Not Meet GL 35	27	5	1	1	1	0	Academic Growth Points Earned	60.8	
	High Does Not Meet GL 18	3	11	0	3	1	0	# Tests Included in Calculation (C)	169	
								Academic Growth Score		36

36 to a Scale Score of a 49 F

-Interim Test Factors

-Shorter test

-Not all tested SE's have been covered

-RLA and Math were adaptive Tests



**SAN ELIZARIO INDEPENDENT SCHOOL DISTRICT**  
*A Proud Community of Champions – Soaring to Excellence*



**GEMS 7<sup>th</sup> STAAR VS. 8<sup>th</sup> Interim MATH**

Academic Growth - Campus <i>ACTUAL</i> Performance on 2025-26 Interim Assessment Compared to 2025 STAAR		2025 STAAR Assessment		Math Grade 7		Garcia-Enriquez Middle School				
		2025-26 Interim Assessment								
<i>In evaluating the results below, users are advised to consider the Notes of Caution provided in the Info_Sheet tab of this workbook.</i>										
Annual Growth	ACTUAL Performance Level 2025-26 Interim Assessment							Annual Growth Summary		
	Low Does Not Meet GL	High Does Not Meet GL	Low Approaches GL	High Approaches GL	Meets GL	Masters GL		# Tests	Points	
	37	37	30	9	1	0				
2025 STAAR Performance Level	Low Does Not Meet GL 39	21	12	5	1	0	0	Tests Earning 0.0 points	63	0.0
	High Does Not Meet GL 29	6	10	10	3	0	0	Tests Earning 0.5 points	19	9.5
	Low Approaches GL 20	8	5	6	1	0	0	Tests Earning 1.0 point	32	32.0
	High Approaches GL 16	2	7	4	3	0	0	Total Annual Growth Points Earned (A)		41.5
	Meets GL 9	0	3	5	1	0	0	# Tests Included in Calculation (C)		114
	Masters GL 1	0	0	0	0	1	0	Annual Growth Score		36
								1416 Performance Summary		
								# Tests	Points	
							Tests Earning 0.0 points	49	0.0	
							Tests Earning 1.0 point	19	19.0	
							Total 1416 Points Earned (B)		19	
							# Tests Included in Calculation		68	
							1416 Performance Score		28	
1416 Performance	ACTUAL Performance Level 2025-26 Interim Assessment							Academic Growth Summary		
	Low Does Not Meet GL	High Does Not Meet GL	Low Approaches GL	High Approaches GL	Meets GL	Masters GL				
	27	22	15	4	0	0				
2025 STAAR	Low Does Not Meet GL 39	21	12	5	1	0	0	Total Annual Growth Points Earned (A)		41.5
	High Does Not Meet GL 29	6	10	10	3	0	0	Total 1416 Points Earned (B) x 0.25		4.8
							Academic Growth Points Earned		46.3	
							# Tests Included in Calculation (C)		114	
							Academic Growth Score		41	

41 to a Scale Score of a 52 F  
 -Interim Test Factors  
 -Shorter test  
 -Not all tested SE's have been covered  
 -RLA and Math were adaptive Tests



# SAN ELIZARIO INDEPENDENT SCHOOL DISTRICT

*A Proud Community of Champions – Soaring to Excellence*



## GEMS 7<sup>th</sup> STAAR VS. 8<sup>th</sup> Interim RLA

Academic Growth - Campus <i>ACTUAL</i> Performance on 2025-26 Interim Assessment Compared to 2025 STAAR		2025 STAAR Assessment		RLA Grade 7		Garcia-Enriquez Middle School				
		2025-26 Interim Assessment								
<i>In evaluating the results below, users are advised to consider the Notes of Caution provided in the Info_Sheet tab of this workbook.</i>										
Annual Growth		ACTUAL Performance Level 2025-26 Interim Assessment						Annual Growth Summary		
		Low Does Not Meet GL 40	High Does Not Meet GL 13	Low Approaches GL 36	High Approaches GL 20	Meets GL 47	Masters GL 20	# Tests	Points	
2025 STAAR Performance Level	Low Does Not Meet GL 31 <i>[Group 36]</i>	25 <i>[Group 36]</i>	1 <i>[Group 35]</i>	4 <i>[Group 34]</i>	1 <i>[Group 33]</i>	0 <i>[Group 32]</i>	0 <i>[Group 31]</i>	Tests Earning 0.0 points	79	0.0
	High Does Not Meet GL 21 <i>[Group 30]</i>	7 <i>[Group 30]</i>	2 <i>[Group 29]</i>	7 <i>[Group 28]</i>	4 <i>[Group 27]</i>	1 <i>[Group 26]</i>	0 <i>[Group 25]</i>	Tests Earning 0.5 points	15	7.5
	Low Approaches GL 32 <i>[Group 24]</i>	7 <i>[Group 24]</i>	8 <i>[Group 23]</i>	9 <i>[Group 22]</i>	5 <i>[Group 21]</i>	2 <i>[Group 20]</i>	1 <i>[Group 19]</i>	Tests Earning 1.0 point	82	82.0
	High Approaches GL 26 <i>[Group 16]</i>	1 <i>[Group 16]</i>	1 <i>[Group 15]</i>	9 <i>[Group 14]</i>	4 <i>[Group 13]</i>	10 <i>[Group 12]</i>	1 <i>[Group 11]</i>	Total Annual Growth Points Earned (A)	89.5	
	Meets GL 50 <i>[Group 12]</i>	0 <i>[Group 12]</i>	1 <i>[Group 11]</i>	7 <i>[Group 10]</i>	6 <i>[Group 9]</i>	27 <i>[Group 8]</i>	9 <i>[Group 7]</i>	# Tests Included in Calculation (C)	176	
	Masters GL 16 <i>[Group 6]</i>	0 <i>[Group 6]</i>	0 <i>[Group 5]</i>	0 <i>[Group 4]</i>	0 <i>[Group 3]</i>	7 <i>[Group 2]</i>	9 <i>[Group 1]</i>	Annual Growth Score	51	
	1416 Performance Summary								# Tests	Points
								Tests Earning 0.0 points	35	0.0
								Tests Earning 1.0 point	17	17.0
								Total 1416 Points Earned (B)	17	
								# Tests Included in Calculation	52	
								1416 Performance Score	33	
1416 Performance		ACTUAL Performance Level 2025-26 Interim Assessment						Academic Growth Summary		
		Low Does Not Meet GL 32	High Does Not Meet GL 3	Low Approaches GL 11	High Approaches GL 5	Meets GL 1	Masters GL 0	Total Annual Growth Points Earned (A)	89.5	
2025 STAAR	Low Does Not Meet GL 31 <i>[Group 36]</i>	25 <i>[Group 36]</i>	1 <i>[Group 35]</i>	4 <i>[Group 34]</i>	1 <i>[Group 33]</i>	0 <i>[Group 32]</i>	0 <i>[Group 31]</i>	Total 1416 Points Earned (B) x 0.25	4.3	
	High Does Not Meet GL 21 <i>[Group 30]</i>	7 <i>[Group 30]</i>	2 <i>[Group 29]</i>	7 <i>[Group 28]</i>	4 <i>[Group 27]</i>	1 <i>[Group 26]</i>	0 <i>[Group 25]</i>	Academic Growth Points Earned	93.8	
								# Tests Included in Calculation (C)	176	
								Academic Growth Score	53	

53 to a Scale Score of a 58 F

-Interim Test Factors

-Shorter test

-Not all tested SE's have been covered

-RLA and Math were adaptive Tests



**SAN ELIZARIO INDEPENDENT SCHOOL DISTRICT**  
*A Proud Community of Champions – Soaring to Excellence*



**GEMS 7<sup>th</sup> STAAR VS. 8<sup>th</sup> Interim Algebra 1**

Academic Growth - Campus <i>ACTUAL</i> Performance on 2025-26 Interim Assessment Compared to 2025 STAAR		2025 STAAR Assessment		Math Grade 8		Garcia-Enriquez Middle School			
		2025-26 Interim Assessment							
In evaluating the results below, users are advised to consider the Notes of Caution provided in the Info_Sheet tab of this workbook.									
Annual Growth		ACTUAL Performance Level 2025-26 Interim Assessment						Annual Growth Summary	
		Low Does Not Meet GL 0	High Does Not Meet GL 1	Low Approaches GL 6	High Approaches GL 12	Meets GL 25	Masters GL 2	# Tests	Points
2025 STAAR Performance Level		Low Does Not Meet GL 0 <i>[Group 36]</i>	High Does Not Meet GL 0 <i>[Group 35]</i>	Low Approaches GL 0 <i>[Group 34]</i>	High Approaches GL 0 <i>[Group 33]</i>	Meets GL 0 <i>[Group 32]</i>	Masters GL 0 <i>[Group 31]</i>	Tests Earning 0.0 points	31 0.0
		High Does Not Meet GL 0 <i>[Group 30]</i>	High Does Not Meet GL 0 <i>[Group 29]</i>	Low Approaches GL 0 <i>[Group 28]</i>	High Approaches GL 0 <i>[Group 27]</i>	Meets GL 0 <i>[Group 26]</i>	Masters GL 0 <i>[Group 25]</i>	Tests Earning 0.5 points	1 0.5
		Low Approaches GL 1 <i>[Group 24]</i>	High Does Not Meet GL 0 <i>[Group 23]</i>	Low Approaches GL 0 <i>[Group 22]</i>	High Approaches GL 0 <i>[Group 21]</i>	Meets GL 1 <i>[Group 20]</i>	Masters GL 0 <i>[Group 19]</i>	Tests Earning 1.0 point	14 14.0
		High Approaches GL 2 <i>[Group 18]</i>	High Does Not Meet GL 0 <i>[Group 17]</i>	Low Approaches GL 1 <i>[Group 16]</i>	High Approaches GL 1 <i>[Group 15]</i>	Meets GL 0 <i>[Group 14]</i>	Masters GL 0 <i>[Group 13]</i>	Total Annual Growth Points Earned (A) 14.5	
		Meets GL 27 <i>[Group 12]</i>	High Does Not Meet GL 1 <i>[Group 11]</i>	Low Approaches GL 4 <i>[Group 10]</i>	High Approaches GL 11 <i>[Group 9]</i>	Meets GL 11 <i>[Group 8]</i>	Masters GL 0 <i>[Group 7]</i>	# Tests Included in Calculation (C) 46	
		Masters GL 16 <i>[Group 6]</i>	High Does Not Meet GL 0 <i>[Group 5]</i>	Low Approaches GL 1 <i>[Group 4]</i>	High Approaches GL 0 <i>[Group 3]</i>	Meets GL 13 <i>[Group 2]</i>	Masters GL 2 <i>[Group 1]</i>	Annual Growth Score 32	
		1416 Performance Summary							
1416 Performance		ACTUAL Performance Level 2025-26 Interim Assessment						Academic Growth Summary	
		Low Does Not Meet GL 0	High Does Not Meet GL 0	Low Approaches GL 0	High Approaches GL 0	Meets GL 0	Masters GL 0	# Tests	Points
2025 STAAR		Low Does Not Meet GL 0 <i>[Group 36]</i>	High Does Not Meet GL 0 <i>[Group 35]</i>	Low Approaches GL 0 <i>[Group 34]</i>	High Approaches GL 0 <i>[Group 33]</i>	Meets GL 0 <i>[Group 32]</i>	Masters GL 0 <i>[Group 31]</i>	Tests Earning 0.0 points	0 0.0
		High Does Not Meet GL 0 <i>[Group 30]</i>	High Does Not Meet GL 0 <i>[Group 29]</i>	Low Approaches GL 0 <i>[Group 28]</i>	High Approaches GL 0 <i>[Group 27]</i>	Meets GL 0 <i>[Group 26]</i>	Masters GL 0 <i>[Group 25]</i>	Tests Earning 1.0 point	0 0.0
1416 Performance Score									
		Total Annual Growth Points Earned (A)						14.5	
		Total 1416 Points Earned (B) x 0.25						0.0	
		Academic Growth Points Earned						14.5	
		# Tests Included in Calculation (C)						46	
		Academic Growth Score						32	

- 32 to a Scale Score of a 47 F
- Interim Test Factors
- Shorter test
- Not all tested SE's have been covered
- RLA and Math were adaptive Tests



# SAN ELIZARIO INDEPENDENT SCHOOL DISTRICT

*A Proud Community of Champions – Soaring to Excellence*



## SEHS 8<sup>th</sup> STAAR VS. Interim English 1

Academic Growth - Campus <i>ACTUAL</i> Performance on 2025-26 Interim Assessment Compared to 2025 STAAR		2025 STAAR Assessment		RLA Grade 8		San Elizario High School				
		2025-26 Interim Assessment								
<i>In evaluating the results below, users are advised to consider the Notes of Caution provided in the Info_Sheet tab of this workbook.</i>										
Annual Growth	ACTUAL Performance Level 2025-26 Interim Assessment							Annual Growth Summary		
	Low Does Not Meet GL	High Does Not Meet GL	Low Approaches GL	High Approaches GL	Meets GL	Masters GL		# Tests	Points	
	34	29	15	14	77	15		Tests Earning 0.0 points	80	0.0
2025 STAAR Performance Level	Low Does Not Meet GL 22 <i>[Group 36]</i>	18 <i>[Group 36]</i>	1 <i>[Group 35]</i>	3 <i>[Group 34]</i>	0 <i>[Group 33]</i>	0 <i>[Group 32]</i>	0 <i>[Group 31]</i>	Tests Earning 0.5 points	18	9.0
	High Does Not Meet GL 21 <i>[Group 30]</i>	6 <i>[Group 30]</i>	9 <i>[Group 29]</i>	2 <i>[Group 28]</i>	1 <i>[Group 27]</i>	3 <i>[Group 26]</i>	0 <i>[Group 25]</i>	Tests Earning 1.0 point	86	86.0
	Low Approaches GL 35 <i>[Group 34]</i>	7 <i>[Group 34]</i>	9 <i>[Group 23]</i>	6 <i>[Group 22]</i>	5 <i>[Group 21]</i>	8 <i>[Group 20]</i>	0 <i>[Group 19]</i>	Total Annual Growth Points Earned (A)		95.0
	High Approaches GL 26 <i>[Group 16]</i>	1 <i>[Group 16]</i>	5 <i>[Group 17]</i>	1 <i>[Group 16]</i>	3 <i>[Group 15]</i>	16 <i>[Group 14]</i>	0 <i>[Group 13]</i>	# Tests Included in Calculation (C)		184
	Meets GL 49 <i>[Group 12]</i>	2 <i>[Group 12]</i>	5 <i>[Group 11]</i>	3 <i>[Group 10]</i>	5 <i>[Group 9]</i>	32 <i>[Group 8]</i>	2 <i>[Group 7]</i>	Annual Growth Score		52
	Masters GL 31 <i>[Group 6]</i>	0 <i>[Group 6]</i>	0 <i>[Group 5]</i>	0 <i>[Group 4]</i>	0 <i>[Group 3]</i>	18 <i>[Group 2]</i>	13 <i>[Group 1]</i>	1416 Performance Summary		
								# Tests	Points	
							Tests Earning 0.0 points	34	0.0	
							Tests Earning 1.0 point	9	9.0	
							Total 1416 Points Earned (B)		9	
							# Tests Included in Calculation		43	
							1416 Performance Score		21	
1416 Performance	ACTUAL Performance Level 2025-26 Interim Assessment							Academic Growth Summary		
	Low Does Not Meet GL	High Does Not Meet GL	Low Approaches GL	High Approaches GL	Meets GL	Masters GL				
	24	10	5	1	3	0	Total Annual Growth Points Earned (A)		95.0	
2025 STAAR	Low Does Not Meet GL 22 <i>[Group 36]</i>	18 <i>[Group 36]</i>	1 <i>[Group 35]</i>	3 <i>[Group 34]</i>	0 <i>[Group 33]</i>	0 <i>[Group 32]</i>	0 <i>[Group 31]</i>	Total 1416 Points Earned (B) x 0.25		2.3
	High Does Not Meet GL 21 <i>[Group 30]</i>	6 <i>[Group 30]</i>	9 <i>[Group 29]</i>	2 <i>[Group 28]</i>	1 <i>[Group 27]</i>	3 <i>[Group 26]</i>	0 <i>[Group 25]</i>	Academic Growth Points Earned		97.3
							# Tests Included in Calculation (C)		184	
							Academic Growth Score		53	

53 to a Scale Score of a 47 F

-Interim Test Factors

-Shorter test

-Not all tested SE's have been covered

-RLA and Math were adaptive Tests



# SAN ELIZARIO INDEPENDENT SCHOOL DISTRICT

*A Proud Community of Champions – Soaring to Excellence*



## SEHS 8<sup>th</sup> STAAR VS. Interim Algebra 1

Academic Growth - Campus <i>ACTUAL</i> Performance on 2025-26 Interim Assessment Compared to 2025 STAAR		2025 STAAR Assessment		Math Grade 8		San Elizario High School				
		2025-26 Interim Assessment								
<i>In evaluating the results below, users are advised to consider the Notes of Caution provided in the Info_Sheet tab of this workbook.</i>										
Annual Growth	ACTUAL Performance Level 2025-26 Interim Assessment							Annual Growth Summary		
	Low Does Not Meet GL	High Does Not Meet GL	Low Approaches GL	High Approaches GL	Meets GL	Masters GL		# Tests	Points	
	24	12	51	22	9	0				
2025 STAAR Performance Level	Low Does Not Meet GL 19	10	1	6	1	1	0	Tests Earning 0.0 points	64	0.0
	High Does Not Meet GL 24	6	6	8	4	0	0	Tests Earning 0.5 points	23	11.5
	Low Approaches GL 22	6	3	11	2	0	0	Tests Earning 1.0 point	31	31.0
	High Approaches GL 24	2	1	13	6	2	0	Total Annual Growth Points Earned (A)	42.5	
	Meets GL 28	0	1	13	8	6	0	# Tests Included in Calculation (C)	118	
	Masters GL 1	0	0	0	1	0	0	Annual Growth Score	36	
								1416 Performance Summary		
								# Tests	Points	
							Tests Earning 0.0 points	23	0.0	
							Tests Earning 1.0 point	20	20.0	
							Total 1416 Points Earned (B)	20		
							# Tests Included in Calculation	43		
							1416 Performance Score	47		
1416 Performance	ACTUAL Performance Level 2025-26 Interim Assessment							Academic Growth Summary		
	Low Does Not Meet GL 16	High Does Not Meet GL 7	Low Approaches GL 14	High Approaches GL 5	Meets GL 1	Masters GL 0		Total Annual Growth Points Earned (A)	42.5	
2025 STAAR	Low Does Not Meet GL 19	10	1	6	1	1	0	Total 1416 Points Earned (B) x 0.25	5.0	
	High Does Not Meet GL 24	6	6	8	4	0	0	Academic Growth Points Earned	47.5	
								# Tests Included in Calculation (C)	118	
								Academic Growth Score	40	

40 to a Scale Score of a 49 F

-Interim Test Factors

-Shorter test

-Not all tested SE's have been covered

-RLA and Math were adaptive Tests



# SAN ELIZARIO INDEPENDENT SCHOOL DISTRICT

*A Proud Community of Champions – Soaring to Excellence*



## SEHS English 1 STAAR VS. Interim English 2

Academic Growth - Campus <i>ACTUAL</i> Performance on 2025-26 Interim Assessment Compared to 2025 STAAR		2025 STAAR Assessment		English I		San Elizario High School				
		2025-26 Interim Assessment								
<i>In evaluating the results below, users are advised to consider the Notes of Caution provided in the Info_Sheet tab of this workbook.</i>										
Annual Growth	ACTUAL Performance Level 2025-26 Interim Assessment							Annual Growth Summary		
	Low Does Not Meet GL	High Does Not Meet GL	Low Approaches GL	High Approaches GL	Meets GL	Masters GL		# Tests	Points	
	49	26	20	6	100	4				
2025 STAAR Performance Level	Low Does Not Meet GL 41	29	7	3	0	2	0	Tests Earning 0.0 points	80	0.0
	High Does Not Meet GL 38	19	6	5	2	6	0	Tests Earning 0.5 points	11	5.5
	Low Approaches GL 14	1	3	4	1	5	0	Tests Earning 1.0 point	114	114.0
	High Approaches GL 26	0	4	6	1	15	0	Total Annual Growth Points Earned (A)		119.5
	Meets GL 74	0	6	2	2	64	0	#Tests Included in Calculation (C)		205
	Masters GL 12	0	0	0	0	8	4	Annual Growth Score		58
								1416 Performance Summary		
								# Tests	Points	
							Tests Earning 0.0 points	61	0.0	
							Tests Earning 1.0 point	18	18.0	
							Total 1416 Points Earned (B)		18	
							#Tests Included in Calculation		79	
							1416 Performance Score			23
1416 Performance	ACTUAL Performance Level 2025-26 Interim Assessment							Academic Growth Summary		
	Low Does Not Meet GL	High Does Not Meet GL	Low Approaches GL	High Approaches GL	Meets GL	Masters GL				
	48	13	8	2	8	0				
2025 STAAR	Low Does Not Meet GL 41	29	7	3	0	2	0	Total Annual Growth Points Earned (A)		119.5
	High Does Not Meet GL 38	19	6	5	2	6	0	Total 1416 Points Earned (B) x 0.25		4.5
								Academic Growth Points Earned		124.0
								#Tests Included in Calculation (C)		205
								Academic Growth Score		60

60 to a Scale Score of a 59 F

-Interim Test Factors

-Shorter test

-Not all tested SE's have been covered

-RLA and Math were adaptive Tests



## **Attachment #1**

### **2026 Spring Interim Performance**

1. Lorenzo G. Alarcon Elementary School
2. Alfonso Borrego, Sr. Elementary School
3. Ann M. Garcia-Enriquez Middle School
4. San Elizario High School



# SAN ELIZARIO INDEPENDENT SCHOOL DISTRICT

*A Proud Community of Champions – Soaring to Excellence*



Campus	2026 Spring				2026 Goals Targets			Change		
	Total Tested	% App.	% Meets	% Masters	% App.	% Meets	% Masters	% App.	% Meets	% Masters
Alarcon 3rd Grade RLA English	58	48.28%	36.21%	25.86%	78%	45%	18%	-29.72%	-8.79%	7.86%
Alarcon 3rd Grade RLA Spanish	17	23.53%	11.76%	5.88%	78%	45%	18%	-54.47%	-33.24%	-12.12%
Borrego 3rd Grade RLA English	95	45.26%	31.58%	21.05%	78%	45%	18%	-32.74%	-13.42%	3.05%
Borrego 3rd Grade RLA Spanish	21	23.81%	19.05%	14.29%	78%	45%	18%	-54.19%	-25.95%	-3.71%
Alarcon 4th Grade RLA English	58	48.28%	34.48%	24.14%	80%	42%	15%	-31.72%	-7.52%	9.14%
Alarcon 4th Grade RLA Spanish	18	61.11%	61.11%	33.33%	80%	42%	15%	-18.89%	19.11%	18.33%
Borrego 4th Grade RLA English	103	57.28%	38.84%	22.33%	80%	42%	15%	-22.72%	-3.16%	7.33%
Borrego 4th Grade RLA Spanish	37	56.76%	45.95%	24.32%	80%	42%	15%	-23.24%	3.95%	9.32%
Alarcon 5th Grade RLA English	52	51.92%	36.54%	26.92%	68%	42%	18%	-16.08%	-5.46%	8.92%
Alarcon 5th Grade RLA Spanish	13	46.15%	23.08%	15.38%	68%	42%	18%	-21.85%	-18.92%	-2.62%
Borrego 5th Grade RLA English	115	41.74%	27.83%	18.26%	68%	42%	18%	-26.26%	-14.17%	0.26%
Borrego 5th Grade RLA Spanish	30	50%	36.67%	36.67%	68%	42%	18%	-18.00%	-5.33%	18.67%
Alarcon 6th Grade RLA	79	51.90%	36.71%	22.78%	78%	45%	20%	-26.10%	-8.29%	2.78%
Borrego 6th Grade RLA	114	58.77%	45.61%	29.82%	78%	45%	20%	-19.23%	0.61%	9.82%
GEMS 7th Grade RLA	184	50%	35.87%	20.11%	75%	44%	15%	-25.00%	-8.13%	5.11%
GEMS 8th Grade RLA	181	61.33%	43.09%	27.07%	81%	50%	23%	-19.67%	-6.91%	4.07%
English 1	200	55.50%	47%	14.50%	51%	35%	10%	4.50%	12.00%	4.50%
English 2	218	67.89%	48.62%	5.96%	63%	38%	5%	4.89%	10.62%	0.96%



# SAN ELIZARIO INDEPENDENT SCHOOL DISTRICT

*A Proud Community of Champions – Soaring to Excellence*



Campus	2026 Spring				2026 Goals Targets			Change		
	Total Tested	% App.	% Meets	% Masters	% App.	% Meets	% Masters	% App.	% Meets	% Masters
Alarcon 3rd Grade MATH English	65	41.54%	29.23%	16.92%	65%	35%	4%	-23.46%	-5.77%	12.92%
Alarcon 3rd Grade MATH Spanish	9	44.44%	33.33%	11.11%	65%	35%	4%	-20.56%	-1.67%	7.11%
Borrego 3rd Grade MATH English	97	35.05%	19.59%	10.31%	65%	35%	4%	-29.95%	-15.41%	6.31%
Borrego 3rd Grade MATH Spanish	19	10.53%	5.26%	5.26%	65%	35%	4%	-54.47%	-29.74%	1.26%
Alarcon 4th Grade MATH English	66	36.36%	24.24%	15.15%	59%	31%	10%	-22.64%	-6.76%	5.15%
Alarcon 4th Grade MATH Spanish	8	25%	25%	12.50%	59%	31%	10%	-34.00%	-6.00%	2.50%
Borrego 4th Grade MATH English	135	34.81%	17.04%	7.41%	59%	31%	10%	-24.19%	-13.96%	-2.59%
Borrego 4th Grade MATH Spanish	6	33.33%	16.67%	16.67%	59%	31%	10%	-25.67%	-14.33%	6.67%
Alarcon 5th Grade MATH English	58	34.48%	17.24%	1.72%	71%	33%	7%	-36.52%	-15.76%	-5.28%
Alarcon 5th Grade MATH Spanish	4	0%	0%	0%	71%	33%	7%	-71.00%	-33.00%	-7.00%
Borrego 5th Grade MATH English	136	22.79%	6.62%	2.94%	71%	33%	7%	-48.21%	-26.38%	-4.06%
Borrego 5th Grade MATH Spanish	8	0%	0%	0%	71%	33%	7%	-71.00%	-33.00%	-7.00%
Alarcon 6th Grade MATH	79	53.16%	39.24%	24.05%	88%	50%	18%	-34.84%	-10.76%	6.05%
Borrego 6th Grade MATH	113	53.10%	37.24%	25.66%	88%	50%	18%	-34.90%	-12.76%	7.66%
GEMS 7th Grade MATH	129	33.33%	11.63%	2.33%	82%	47%	16%	-48.67%	-35.37%	-13.67%
GEMS 8th Grade MATH	175	53.14%	41.14%	18.86%	77%	46%	14%	-23.86%	-4.86%	4.86%
GEMS 8th Grade Algebra 1	61	93.44%	88.52%	72.13%	100%	100%	80%	-6.56%	-11.48%	-7.87%
SEHS Algebra 1	130	53.08%	35.38%	12.31%	70%	32%	10%	-16.92%	3.38%	2.31%

Campus	2026 Spring				2026 Goals Targets			Change		
	Total Tested	% App.	% Meets	% Masters	% App.	% Meets	% Masters	% App.	% Meets	% Masters
Alarcon 5rd Grade Science English	58	27.59%	8.62%	6.90%	88%	50%	18%	-60.41%	-41.38%	-11.10%
Alarcon 5rd Grade Science Spanish	7	0.00%	0.00%	0.00%	88%	50%	18%	-88.00%	-50.00%	-18.00%
Borrego 5rd Grade Science English	130	31.54%	19.23%	13.85%	88%	50%	18%	-56.46%	-30.77%	-4.15%
Borrego 5rd Grade Science Spanish	16	18.75%	18.75%	6.25%	88%	50%	18%	-69.25%	-31.25%	-11.75%
GEMS 8th Grade Science	187	55.62%	38.50%	19.79%	71%	37%	15%	-15.38%	1.50%	4.79%
SEHS Biology	199	51.76%	40.20%	20.60%	90%	60%	10%	-38.24%	-19.80%	10.60%



# SAN ELIZARIO INDEPENDENT SCHOOL DISTRICT

*A Proud Community of Champions – Soaring to Excellence*



Campus	2026 Spring				2026 Goals Targets			Change		
	Total Tested	% App.	% Meets	% Masters	% App.	% Meets	% Masters	% App.	% Meets	% Masters
GEMS 8th Grade Social Studies	188	27.13%	20.74%	12.23%	58%	19%	10%	-30.87%	1.74%	2.23%
SEHS US History	243	35.80%	27.98%	18.52%	93%	53%	18%	-57.20%	-25.02%	0.52%



## **Attachment #2**

# **2026 BOY to MOY Comparison**

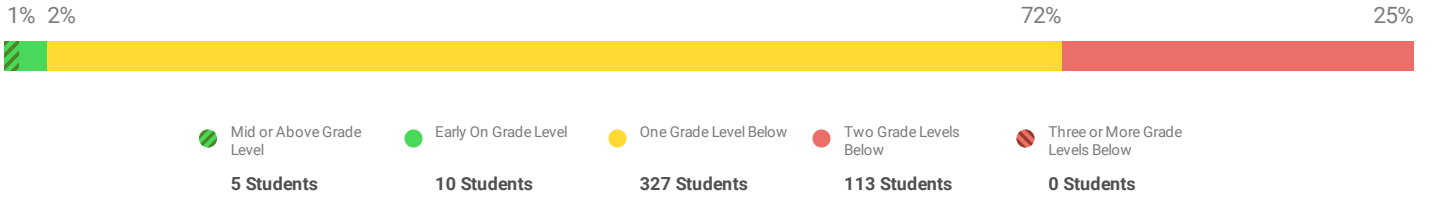
1. Josefa L. Sambrano Elementary School

School: JOSEFA L SAMBRANO ELEM SCHOOL  
 Subject: Math  
 Academic Year: 2025 - 2026  
 Diagnostic: **BOY**  
 Prior Diagnostic: None

Criterion Referenced

## Overall Placement

Students Assessed/Total: 455/491



### Placement by Domain



Switch Table View

Choose to Show Results By

Placement Summary

Grade

Showing 3 of 3

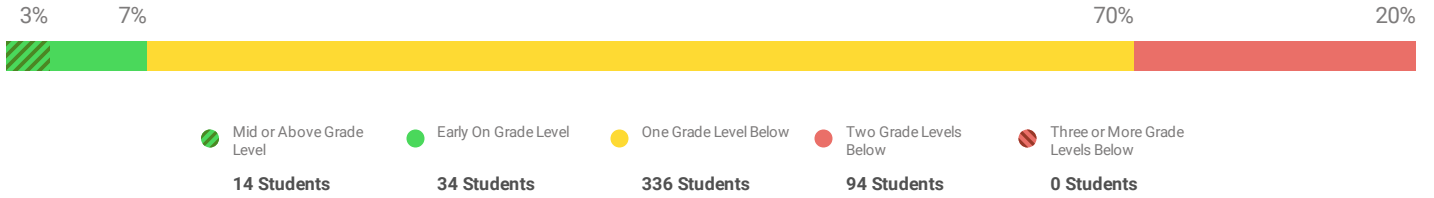
Grade	Overall Grade-Level Placement						Students Assessed/Total
		Mid or Above Grade Level	Early On Grade Level	One Grade Level Below	Two Grade Levels Below	Three or More Grade Levels Below	
Grade K		2%	2%	96%	0%	0%	125/132
Grade 1		1%	1%	77%	21%	0%	165/179
Grade 2		1%	4%	48%	47%	0%	165/180

School: JOSEFA L SAMBRANO ELEM SCHOOL  
 Subject: Math  
 Academic Year: 2025 - 2026  
 Diagnostic: **MOY**  
 Prior Diagnostic: None

Criterion Referenced

## Overall Placement

Students Assessed/Total: 478/491



### Placement by Domain



Switch Table View

Choose to Show Results By

Placement Summary

Grade

Showing 3 of 3

Grade	Overall Grade-Level Placement						Students Assessed/Total
		Mid or Above Grade Level	Early On Grade Level	One Grade Level Below	Two Grade Levels Below	Three or More Grade Levels Below	
Grade K		5%	12%	83%	0%	0%	130/132
Grade 1		2%	3%	77%	18%	0%	173/179
Grade 2		3%	7%	54%	35%	0%	175/180

### Benchmark performance

Well below Below At Above



Population	Measure	Levels	Students
Sambrano Elementary School	Composite Score	BOY	51% (99) 17% 18% 14%
		MOY	62% (117) 12% 15% 11%

View: By grade



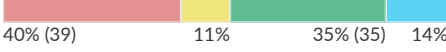
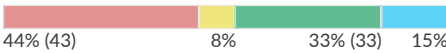


Population	Measure	Levels	Students
Grade K	Composite Score	BOY	35% (13) 24% (9) 16% (6) 25% (9)
		MOY	54% (21) 18% (7) 18% (7) 10%
Grade 1	Composite Score	BOY	55% (43) 14% 15% 16%
		MOY	65% (49) 9% 14% 12%
Grade 2	Composite Score	BOY	54% (43) 17% 21% (16) 8%
		MOY	64% (47) 11% 16% 9%

### Benchmark performance

Well below Below At Above

Population	Measure	Levels	Students	
Sambrano Elementary School	Composite Score	BOY	 <p>29% (85) 7% 39% (116) 25% (73)</p>	295
		MOY	 <p>31% (90) 13% 34% (101) 22% (63)</p>	292

View: By grade

Population	Measure	Levels	Students	
Grade K	Composite Score	BOY	 <p>15% 3% 52% (50) 30% (29)</p>	97
		MOY	 <p>25% (23) 17% 34% (32) 24% (22)</p>	93
Grade 1	Composite Score	BOY	 <p>40% (39) 11% 35% (35) 14%</p>	99
		MOY	 <p>44% (43) 8% 33% (33) 15%</p>	99
Grade 2	Composite Score	BOY	 <p>31% (31) 7% 32% (31) 30% (30)</p>	99
		MOY	 <p>24% (24) 14% 36% (36) 26% (26)</p>	100



San Elizario ISD  
P.O. Box 920  
San Elizario, TX 79849  
Phone: 915.872.3900  
Fax: 915.872.3903

## MEMORANDUM

**To:** Members of the Board of Trustees  
**From:** Gina Ramirez, Executive Director of Human Resources  
**Subject:** FY 2027 Teacher Staffing Information  
**Date:** March 4, 2026

---

### HISTORY:

The district conducts an annual teacher staffing review as part of its workforce planning and budget cycle to align enrollment, instructional programming, and staffing resources. This process ensures continued compliance with the Texas Education Agency's certification requirements and supports proactive recruitment and staffing in high-need areas.

### RATIONALE:

In alignment with district strategic priorities and ongoing efforts to ensure high-quality instruction for all students, the Human Resources Department has conducted a teacher staffing review for the 2026–2027 school year. The purpose of this review is to evaluate current staffing levels, certification status, projected enrollment trends, and anticipated vacancies to proactively address instructional needs across campuses.

The review included analysis of:

- Current certified teacher assignments and areas of certification
- Enrollment projections and student-teacher ratios
- Vacancies (ongoing)
- Retention and attrition data (ongoing)
- Compliance with state certification requirements

Preliminary findings indicate that the district maintains overall compliance with state certification standards. Additionally, continued focus on grow-your-own initiatives, mentorship supports, and strategic workforce partnerships will support long-term staffing stability.

---

The mission of the San Elizario Independent School District is to graduate students with innovative skills for 21st-century careers by focusing on academic and social skills, fostering transformative practices, and building community support through positive relationships between home and school.



San Elizario ISD  
P.O. Box 920  
San Elizario, TX 79849  
Phone: 915.872.3900  
Fax: 915.872.3903

This review allows the district to:

- Ensure equitable distribution of qualified teachers at district campuses
- Maintain compliance with state and federal requirements
- Anticipate budget implications related to staffing
- Implement early recruitment strategies for high-need areas
- Support student academic achievement through stable instructional staffing

A summary of the teacher staffing findings is shared below.

- Teacher counts are based on the FY 2026 staff projected to return for FY 2027.
- Student counts are based on FY 2026. Cohort counts were moved up to the projected grade level for FY 2027.
  - Elementary PK 3 enrollment is estimated based on historical data
- FTE= Full time employee
- Athletic periods are not accounted for in the FTE calculation when a teacher is assigned an athletic roster (s)/period(s).
- The FTE count shows "ideal/perfect world" number and does not account for non-graduation required sections such as intervention sections or SPED section needs
  - Interventions to meet board growth goals (ELAR/MATH)
  - CO-Teach or Support Facilitation for SPED
  - Language Development Courses
  - College hours (EDU 1300) strategically planned, TBD
- CTE FTE count total is the current number of CTE teachers, but does not show campus need per program, as the course request counts are in motion.
  - HS Only
- Teachers who do not have an assigned roster are not factored into FTE.
  - At-risk teachers (at some campuses)
  - Athletic Trainer

---

The mission of the San Elizario Independent School District is to graduate students with innovative skills for 21st-century careers by focusing on academic and social skills, fostering transformative practices, and building community support through positive relationships between home and school.



San Elizario ISD  
 P.O. Box 920  
 San Elizario, TX 79849  
 Phone: 915.872.3900  
 Fax: 915.872.3903

Campus	FTE Summary	FTE Type	Campus Teacher Counts with SPED and non-rostered	Student Enrollment Projection	Teacher Student Ratios Used
Loya	-2(over)	1 monolingual 1 bilingual	12	187	22:1
Sambrano	-2 (over)	1 monolingual 1 bilingual	30	417	24:1
Alarcon	-2 (over)	1 3rd grade 1 6th grade	22	281	24:1 (3rd & 4th Grade) 30:1 (5th & 6th Grade)
Borrogo	-1 (over)	1 4th grade	33	505	24:1 (3rd & 4th Grade) 30:1 (5th & 6th Grade)
GEMS	-11 (over)	3 ELAR 1 Science 3 Math 2 Social Studies 2 other	30.5	394	30:1
SEHS	-10 (over) without CTE teachers	2 ELAR 2 Science 2 Math 1 Social Studies 3 other	43.5	899	30:1
Total	-28 (without CTE)		171	2683	

Human Resources will continue to monitor staffing trends throughout the spring and summer staffing season and will provide updates to the Board as needed.

**BUDGET IMPACT:** There is no budget impact for this item.

**ADMINISTRATIVE RECOMMENDATION:** This presentation is for informational purposes only.

**For Approval?**  Yes  No

**If no, please check one:**  Presentation  Report  Information

**Please check if applicable:**  Attachment Included

The mission of the San Elizario Independent School District is to graduate students with innovative skills for 21st-century careers by focusing on academic and social skills, fostering transformative practices, and building community support through positive relationships between home and school.

# FY 2027 Teacher Staffing Information

March 4, 2026



# Overview

- Teacher counts are based on the FY 2026 staff projected to return for FY 2027.
- Student counts are based on the FY 2026. Cohort counts were moved up to the projected grade level FY 2027.
  - Elementary PK 3 enrollment is estimated based on historical data
- FTE= Full time employee
- Athletic periods are not accounted for in the FTE calculation when a teacher is assigned an athletic roster(s)/period(s).
- The FTE count shows "ideal/perfect world" number and does not account for non-graduation required sections such as intervention sections or SPED section needs
  - Interventions to meet board growth goals (ELAR/MATH)
  - CO-Teach or Support Facilitation for SPED
  - Language Development Courses
  - College hours (EDU 1300) strategically planned
- CTE FTE count total is the current number of CTE teachers but does not show campus need per program as the course request counts are in motion.
  - HS Only
- Teachers who do not have an assigned roster are not factored into FTE.
  - At-risk teachers (at some campuses)
  - Athletic Trainer



# Overview

Campus	FTE Summary	FTE Type	Campus Teacher Counts with SPED and non-rostered	Student Enrollment Projection	Teacher Student Ratios Used
Loya	-2(over)	1 monolingual 1 bilingual	12	187	22:1
Sambrano	-2 (over)	1 monolingual 1 bilingual	30	417	24:1
Alarcon	-2 (over)	1 3rd grade 1 6th grade	22	281	24:1 (3rd & 4th Grade) 30:1 (5th & 6th Grade)
Borrego	-1 (over)	1 4th grade	33	505	24:1 (3rd & 4th Grade) 30:1 (5th & 6th Grade)
GEMS	-11 (over)	3 ELAR 1 Science 3 Math 2 Social Studies 2 other	30.5	394	30:1
SEHS	-10 (over) without CTE teachers	2 ELAR 2 Science 2 Math 1 Social Studies 3 other	43.5	899	30:1
Total	-28 (without CTE)		171	2683 172	



# Overview: LORENZO G. LOYA PRIMARY

## Teachers

Teacher - Reading or Math	1
Bilingual	5
Monolingual	3
PE	1
SPED	2

- Total Teacher: 12
- Estimated FY27 FTE: Over 2
- Projected Enrollment: 187

As of Date: **2/11/2026**

Grade	Sect	Program	Seats Taken	BIL Total	Mono Total	Grade Total
PK3	1	B	22	44	21	65
	2	B	22			
	3	M	21			
PK4	1	B	21	63	38	101
	2	B	21			
	3	B	21			
	4	M	20			
	5	M	18			
Grade level counts				Total		
ECSE I	1	ECSE	9	3yrs	7	17
				4yrs	2	
ECSE II	2	ECSE	8	3yrs	6	
				4yrs	2	

Program	Enrollment
Dual	107
Monolingual	59
ECSE Units	17
<b>Campus Total</b>	<b>183</b>

173

FY2027

Grade	Sect	Program	Seats Taken	BIL Total	Mono Total	Grade Total
PK3	1	B		0	0	109
	2	B				
	3	M				
PK4	1	B	22	44	21	65
	2	B	22			
	3	B				
	4	M	21			
	5	M				
Grade level counts				Total		
ECSE I	1	ECSE	9	3yrs	7	13
				4yrs	2	
ECSE II	2	ECSE	8	3yrs	6	
				4yrs	2	

Projected Mono vs Bil is unknown

4 SPED aides

Program	Enrollment			
Dual	44	unknown for PK3	2 FTE Over	1 BIL
Monolingual	21	unknown for PK3	2 AIDES Over	2 Classroom aides over
ECSE Units	13			
<b>Campus Total</b>	<b>187</b>			
Difference			-4	



# Overview: JOSEFA SAMBRANO ELEMENTARY

## Teachers

Teacher At Risk Services-Elementary	1
2nd Grade	8
Supplemental Bilingual - Elementary	1
1st Grade	8
Teacher Special Education-Elementary	1
Teacher Special Education Life Skills-Elementary	1
Teacher Special Education ASC Unit-Elementary	2
Structured Learning and Communication	1
Teacher Physical Education-Elementary	1
Kindergarten	6
Instructional Specialist	2
Monolingual Teachers	8
Bilingual Teachers	14

- Total Teacher: 30
- Estimated FY27 FTE: Over 2
- Projected Enrollment: 417

As of Date: 2/12/2026							FY2027						
Grade	Sect	Program	Seats Taken	BIL Total	Mono Total	Grade Total	Grade	Sect	Program	Seats Taken	BIL Total	Mono Total	Grade Total
KG	1	B	23	93	38	131	KG	13	B	21	63	38	101
	2	B	24					8	B	21			
	3	B	23					5	B	21			
	4	B	23					6	B				
	5	M	18					9	M	20			
	6	M	20					63	M	18			
1ST	1	B	20	98	68	166	1ST	14	B	23	93	38	131
	2	B	19					43	B	24			
	3	B	19					65	B	23			
	4	B	20					12	B	23			
	5	B	20					4	B				
	6	M	23					10	M	18			
	7	M	22					62	M	20			
	8	M	23					31	M				
2ND	1	B	20	100	71	171	2ND	35	B	20	98	68	166
	2	B	19					44	B	19			
	3	B	20					42	B	19			
	4	B	20					25	B	20			
	5	B	21					24	B	20			
	6	M	24					34	M	23			
	7	M	23					41	M	22			
	8	M	24					62	M	23			
Grade level counts				Total		Grade level counts				Total			
SPED	1	ASC	10	KG	2	25	SPED	100	ASC		KG	4	7 SPED Aides
	2	LSC	3	1ST	13								
	3	SLC	6	2ND	10								
	4	ASC	6										
Program		Enrollment				Program		Enrollment					
Bilingual		291				Bilingual		254				Over 2 FTE	
Monolingual		177				Monolingual		144					
SPED Units		25		174		SPED Units		19					
Campus Total		493				Campus Total		417					
Difference												-76	

1FTE Over  
1 FTE used for current vacancy in KG

2FTE Over

Over 2 FTE

# Overview: LORENZO G. ALARCON ELEMENTARY

## Teachers

3rd Grade	4
6th Grade	4
4th Grade	4
5th Grade	4
Teacher Special Education SES Unit-Elementary	1
Teacher Special Education Resource & CoTeach-Elementary	1
Teacher Special Education-Elementary	1
Teacher-Music	1
Teacher At Risk Services-Elementary	1
Teacher Physical Education-Elementary	1
Instructional Specialist	1

- Total Teacher: 22
- Estimated FY27 FTE: Over 2
- Projected Enrollment: 281

As of Date: 2/4/2026							FY2027							
Grade	Section	Program	Seats Taken	BIL Total	Mono Total	Grade Total	Grade	Sect	Program	Seats Taken	BIL Total	Mono Total	Grade Total	
3RD	1	B	23	44	31	75	3RD	1	B		0	0	66	Projected count with Mono vs Bil unknown. 1FTE Over Type TDB
	2	B	21					2	B					
	3	M	16					3	M					
	4	M	15					4	M					
4TH	1	B	17	35	40	75	4TH	1	B	23	44	31	75	
	2	B	18					2	B	21				
	3	M	21					3	M	16				
	4	M	19					4	M	15				
5TH	1	B	18	36	29	65	5TH	1	B	17	35	40	75	
	2	B	18					2	B	18				
	3	M	15					3	M	21				
	4	M	14					4	M	19				
6TH	1	B	20	42	35	77	6TH	1	B	18	36	29	65	2 mono sections combined to 1 1 FTE Over
	2	B	22					2	B	18				
	3	M	17					3	M	15				
	4	M	18					4	M	14				
Grade level counts						Total	Grade level counts						Total	
SES	1	AS	4	5th		4	SES	10	AS		4th	1	4	
				6th							6th	3		
	Program	Enrollment												
	Bilingual	157												
	Monolingual	135												
	SLC Unit	4												
	Campus Total	296												
	Program	Enrollment												
	Bilingual	115												
	Monolingual	100												
	SLC Unit	4												
	Campus Total	281												
	Difference	-15												



# Overview: ALFONSO BORREGO Sr. ELEMENTARY

## Teachers

Teacher At Risk Services-Elementary	1
Teacher-Music	1
3rd Grade	7
5th Grade	4
4th Grade	7
6th Grade	5
Structured Learning and Communication	1
Teacher Special Education Resource-Elementary	5
Teacher Special Education Life Skills-Elementary	1
Teacher Physical Education-Elementary	1
Instructional Specialist	1

- Total Teacher: 33
- Estimated FY27 FTE: Over 1
- Projected Enrollment: 505

As of Date: 2/10/2026							FY2027							
Grade	Sect	Program	Seats Taken	BIL Total	Mono Total	Grade Total	Grade	Sect	Program	Seats Taken	BIL Total	Mono Total	Grade Total	
3RD	1	B	23	71	43	114	3RD	1	B		0	0	114	Projected count with Mono vs Bil unknown.
	2	B	23					2	B					
	3	B	25					3	B					
	4	M	22					4	M					
	5	M	21					5	M					
4TH	1	B	22	85	52	137	4TH	1	B	23	71	43	114	FTE can be used for 5th grade
	2	B	21					2	B	23				
	3	B	21					3	B	25				
	4	B	21					4	B					
	5	M	18					5	M	22				
	6	M	17					6	M	21				
	7	M	17					7	M					
5TH	1	B	26	80	60	140	5TH	1	B	22	85	52	137	Need +1 Bil Section for (21)
	2	B	29					2	B	21				
	3	B	25					3	B	21				
	4	M	20					4	New Section	21				
	5	M	20					5	M	18				
	6	M	20					6	M	17				
6TH	1	B	21	64	47	111	6TH	1	B	26	80	60	140	Need +1 MONO Section for (20)
	2	B	21					2	B	29				
	3	B	22					3	B	25				
	4	M	23					4	M	20				
	5	M	24					5	M	20				
AS	1	AS	6	Grade level counts		25	AS	1	AS	6	Grade level counts		18	6 SPED Aides
	2	AS	8	3rd	6			2	AS	8	4th	6		
	3	AS	3	5th	6			3	AS	3	5th	6		
	4	AS	8	6th	7			4	AS	8	6th	6		
Program		Enrollment				Program		Enrollment						
Bilingual		300				Bilingual		236						
Monolingual		202				Monolingual		155						
AS Unit		25				AS Unit		18						
Campus Total		527				Campus Total		505						
						Difference		-22						

# Overview: ANN M. GARCIA-ENRIQUEZ MIDDLE



- Total Teacher: 30.5
- Estimated FY27 FTE: Over 11
- Projected Population: 394

## Teachers

Dance	0.5
Teacher Art-Middle School	1
Teacher At Risk Services-Middle School	1
Teacher Band Director-Middle School	1
Teacher English Language Arts-Middle School	3
Teacher English/ESL-Middle School	1
Teacher ESL-Middle School	1
Teacher Social Studies-Middle School	4
Teacher Math-Middle School	5
Teacher Science-Middle School	3
Teacher Health-Middle School	1
Teacher Physical Education-Middle School	2
Teacher Spanish-Middle School	1
Teacher Special Education Life Skills-Middle School	1
Teacher Special Education Resource-Middle School	3
Teacher Special Education SES Unit-Middle School	1
Teacher-Middle School	1



## Straight Sections and FTE by Grad Requirements

### ELAR

Student Projection	Suggested Grade level by Course	Foundation/ DLA Courses	SECTIONS_ Straight Count by Student Count at 30	FTE_ Straight Count by Student Count at 30 (EA FTE=6 sections)	Current FTE=5
196	7th	<b>English</b>	6.533333333	1.088888889	
198	8th	<b>English</b>	6.533333333	1.088888889	
			13.13333333	2.188888889	

Over 3

13.13 sections needed divided by the 6 sections 1 full FTE can give = the total FTE needed to cover the sections.

# Overview: GEMS Continued

### Math

Student Projection	Suggested Grade level by Course	Foundation/ DLA Courses	SECTIONS_ Straight Count by Student Count at 30	FTE_ Straight Count by Student Count at 30 (EA FTE=6 sections)	Current FTE=5
196	7th	<b>Math</b>	6.6	1.1	
198	8th	<b>Math</b>	6.6	1.1	178
			13.13333333	2.188888889	

Over 3



# Overview: GEMS Continued

**Science**

Suggested Grade level by Course	Foundation / DLA Courses	SECTIONS_ Straight Count by Student Count at 30	FTE_ Straight Count by Student Count at 30 (EA FTE=6 sections)	Current FTE=3
7th	<b>Science</b>	6.533333333	1.088888889	
8th	<b>Science</b>	6.533333333	1.088888889	
		13.133333333	2.188888889	<b>Over 1</b>

**Social Studies**

Suggested Grade level by Course	Foundation / DLA Courses	SECTIONS_ Straight Count by Student Count at 30	FTE_ Straight Count by Student Count at 30 (EA FTE=6 sections)	Current FTE=4
7th	<b>SS</b>	6.566666666	1.094444444	
8th	<b>SS</b>	6.566666666	1.094444444	
		13.133333333	2.188888889	<b>Over 2</b>

**Electives**

Suggested Grade level by Course	Foundation/ DLA Courses	SECTIONS_ Straight Count by Student Count at 30	FTE_ Straight Count by Student Count at 30 (ea. FTE=6 sections)	Current FTE=8.5
7th/8th	<b>Fine Arts</b>	13.133333333	2.188888889	2.5
7th/8th	<b>Language/ Spanish</b>	13.133333333	2.188888889	1
7th/8th	<b>PE</b>	6.6	1.1	2
7th/8th	<b>Health 0.5</b>	6.566666667	1.094444444	1
8th	<b>Technology</b>	0	0	1
			5.477777778	-1.93

0.5 credit

PE & Health are semester courses/ LOTE requires 2 year

**Over 11**

# Overview: SAN ELIZARIO HIGH SCHOOL

## Teachers

<b>ELAR</b>	<b>7</b>
<b>SCIENCE</b>	<b>7</b>
<b>MATH</b>	<b>7</b>
<b>SOCIAL STUDIES</b>	<b>6</b>
<b>Language Other Than English (LOTE)- SPANISH</b>	<b>3</b>
<b>FINE ARTS (1Thea/1Band)</b>	<b>2</b>
<b>CTE (includes Science CTE &amp; Heath Science)</b>	<b>13</b>
<b>ELECTIVES(1Art/0.5Dance/1Journ/2ROTC)</b>	<b>4.5</b>
<b>PE</b>	<b>1</b>
<b>ATH TRAINER</b>	<b>2</b>
<b>SPED</b>	<b>9</b>
<b>AT RISK</b>	<b>1</b>
<b>OTHER (CCMR/STU ACTIVITIES)</b>	<b>2</b>

- Total Teacher: 43.5 with Student Act & CCMR
- Estimated FY27 FTE: Over 10 (without CTE)
- Projected Enrollment: 899



## Straight Sections and FTE by Grad Requirements

### ELAR

Suggested Grade level by Course	Foundation/ DLA Courses	SECTIONS_ Straight Count by Student Count at 30	FTE_ Straight Count by Student Count at 30 (Ea. FTE=6 sections)	Current FTE=7
9th	<b>English I</b>	6.566666667	1.094444444	
10th	<b>English II</b>	6.566666667	1.094444444	
11th	<b>English III</b>	6.566666667	1.094444444	
12th	<b>Adv. English* (College Prep English if student is not TSI ready)</b>	6.566666667	1.094444444	
		26.26666667	4.377777778	Over 2

Board Goal for growth

26.26 sections needed divided by the 6 sections 1 full FTE can give = the total FTE needed to cover the sections.

### SCIENCE

Suggested Grade level by Course	Foundation/ DLA Courses	SECTIONS_ Straight Count by Student Count at 30	FTE_ Straight Count by Student Count at 30(ea. FTE=6 sections)	Current FTE=7
9th	<b>Biology</b>	6.566666667	1.094444444	
10th	<b>Chemistry, IPC, and/or Physics ***</b>	6.566666667	1.094444444	
11th	<b>Chemistry, IPC, and/or Physics ***</b>	6.566666667	1.094444444	
12th	<b>Advanced Science *</b>	6.566666667	1.094444444	
		26.26666667	4.377777778	Over 2



**MATH**

Suggested Grade level by Course	Foundation/ DLA Courses	SECTIONS_ Straight Count by Student Count at 30	FTE_ Straight Count by Student Count at 30 (ea. FTE=6 sections)	Current FTE=7
9th	<b>Algebra I</b>	6.56666667	1.094444444	
10th	<b>Geometry **</b>	6.56666667	1.094444444	
11th	<b>Alg. 2</b>	6.56666667	1.094444444	
12th	<b>Advanced Math* (All math beyond Alg2)</b>	6.56666667	1.094444444	
		26.26666667	4.377777778	Over 2

Board Goal for growth

**SOCIAL STUDIES**

Suggested Grade level by Course	Foundation/ DLA Courses	SECTIONS_ Straight Count by Student Count at 30	FTE_ Straight Count by Student Count at 30 (ea. FTE=6 sections)	Current FTE=6
9th	<b>World Geography and/or World History</b>	6.56666667	1.094444444	
10th	<b>World Geography and/or World History</b>	6.56666667	1.094444444	
11th	<b>US History</b>	6.56666667	1.094444444	
12th	<b>Government &amp; Economics</b>	6.56666667	1.094444444	
		26.26666667	4.377777778	Over 1FTE



**Other Grad Requirements**

Suggested Grade level by Course	Foundation/ DLA Courses	SECTIONS _ Straight Count by Student Count at 30	FTE_ Straight Count by Student Count at 30 (ea. FTE=6 sections)	Current FTE=21 with CTE/6 FA,LOTE,PE
9th/10th	Fine Arts	6.566666667	1.094444444	2
9th/10th	Languages/Spanish	6.566666667	1.094444444	3
9th/10th	PE	6.566666667	1.094444444	1
9th/10th	Speech 0.5	6.566666667	1.094444444	1
9th/10th	Health 0.5	6.566666667	1.094444444	0
9th/10th	Technology/CTE	6.566666667	1.094444444	13

5.472222222

Over 15 with CTE

Over 3  
without CTE

These courses can be increased in class load/ will have smaller class loads due to pathways/ Speech & Health are semester courses/ lote requires 2 year

Over 10  
w/O CTE



# Summary

Campus	FTE Summary	FTE Type	Campus Teacher Counts with SPED and non-rostered	Student Enrollment Projection	Teacher Student Ratios Used
Loya	-2(over)	1 monolingual 1 bilingual	12	187	22:1
Sambrano	-2 (over)	1 monolingual 1 bilingual	30	417	24:1
Alarcon	-2 (over)	1 3rd grade 1 6th grade	22	281	24:1 (3rd & 4th Grade) 30:1 (5th & 6th Grade)
Borrego	-1 (over)	1 4th grade	33	505	24:1 (3rd & 4th Grade) 30:1 (5th & 6th Grade)
GEMS	-11 (over)	3 ELAR 1 Science 3 Math 2 Social Studies 2 other	30.5	394	30:1
SEHS	-10 (over) without CTE teachers	2 ELAR 2 Science 2 Math 1 Social Studies 3 other	43.5	899	30:1
Total	-28 (without CTE)		171	2683	



# Summary Continued

- Teacher counts reflect FY 2026 staff projected to return for FY 2027.
- Student counts reflect FY 2026 enrollment, with cohorts advanced to projected FY 2027 grade levels
  - PK3 enrollment is projected using historical trends.
- FTE = Full-Time Employee.
- Athletic periods are excluded from FTE calculations when tied to athletic rosters.
- FTE totals reflect an “ideal” model and exclude non-graduation sections (e.g., intervention, SPED).
  - Growth interventions (ELAR/Math) not included in FTE totals.
  - SPED co-teach/support facilitation not reflected in FTE totals.
  - Language development courses not reflected in FTE totals.
  - EDU 1300 (college hours) strategically scheduled TBD.
- CTE FTE reflects current staffing only; campus program needs may vary as requests finalize
  - High School only
- Teachers without assigned rosters are excluded from FTE
  - At-risk teacher allocations (select campuses) not reflected in FTE
  - Athletic Trainer not included in FTE count
- Instructional aides are not included





Questions ?





San Elizario ISD  
P.O. Box 920  
San Elizario, TX 79849  
Phone: 915.872.3900  
Fax: 915.872.3903

**MEMORANDUM**

**To:** Members of the Board of Trustees  
**From:** Ms. Aggie Reyes, Executive Director of Child Nutrition Services  
**Subject:** February 2026 – Meal Service Update  
**Date:** March 4, 2026

**HISTORY:** The Child Nutrition Services Department will provide a monthly report to the Members of the Board of Trustees.

**RATIONALE:** The Child Nutrition Services Department served 46, 919 student meals in February. This count includes breakfast, lunch, snacks, and supper meals.

Child Nutrition Services participated in the following events:

GEMS provided meal services for students participating in the Science Fair and prepared a special meal celebrating Literacy students.

GEMS hosted UIL, and the cafeteria prepared a special breakfast and lunch for participating students from GEMS and the surrounding districts.

The Taste of San Eli sampled new food items for students during Parent-Teacher Conferences at GEMS & SEHS.

SEHS provided meal services for traveling Football and Cross-Country teams.

SEHS prepared a special breakfast for Mariachi and basketball students.

SEHS students participated in the Nutrition Food Expo where they got to sample new foods proposed for future menus.

Borrego included a special treat on the tray for perfect attendance & honor roll students.

Filling bellies and fueling minds is our business!

CNS is the proud recipient of a CAS grant that was used to purchase jackets for all employees.

**BUDGET IMPACT:** No budget impact.

**ADMINISTRATIVE RECOMMENDATION:** No Recommendation

**For Approval?**  Yes  No

**If no, please check one:**  Presentation  Report  Information

**Please check if applicable:**  Attachment Included

The mission of the San Elizario Independent School District is to graduate students with innovative skills for 21st-century careers by focusing on academic and social skills, fostering transformative practices, and building community support through positive relationships between home and school.



## Save the Date — Registration & Housing Opens August 2025

This national event that brings together education leaders from across the country, offering a unique opportunity to learn about best governance practices, gain insights into child development, and explore cutting-edge programs and technology to enrich student learning. Join us in San Antonio for an empowering experience of national school board leadership learning and networking with like-minded professionals.

[Register Now](#)

[Already Registered?](#)



# 2026 MASBA NATIONAL CONFERENCE ([HTTPS://MASBATX.ORG/](https://masbatx.org/))

Sep 10, 2026 - Sep 11, 2026

○ ○ ○ ○ ○ ○ ○ ○ ○ ○ ○ ○ ○ ○ ○ ○  
The Westin Riverwalk, San Antonio

## Welcome!

With over **14 million Latino students across the nation**, it's crucial for school board members to be equipped with the knowledge and tools necessary to lead them to success.

Join us for an enriching and insightful experience, where we bring together educational leaders, policymakers, and advocates to explore innovative strategies and best practices in serving the needs of diverse student populations.

At our conference, attendees will have the opportunity to engage in dynamic discussions, participate in interactive workshops, and hear from renowned speakers who are passionate about advancing educational equity and excellence for Latino students.

[TAKE A GLANCE AT OUR 2026 CONFERENCE AGENDA.](#)

## Event Details

### WHEN

September 10th, 2026 (2 PM CDT) -  
September 11th, 2026 (10 PM CDT)

[Add to Calendar](#)

### WHERE

The Westin Riverwalk, San Antonio  
420 West Market Street  
San Antonio, TX 78205-2920

# Register Now

Have Questions?

Contact Us

## Conference Countdown

Stay tuned as the countdown ticks away, marking the moments until we convene. Don't miss out!

196

Days

20

Hours

8

Minutes

14

Seconds



**MASBA - School Board Members for Latino Equity**, is a voluntary, non-profit education association that has served school boards since 1970. Our mission is to empower school board members to be culturally conscious leaders for the advancement of the Latino/Mexican American community. Our vision is an equitable public education system.

**MASBA-School Board Members for Latino Equity**


P.O. BOX 474

Austin, TX 78767

cvent

Copyright © 2000-2026 Cvent, Inc. All rights reserved.

[Event Management Software](#) | [Mobile Event Apps](#) | [Event Registration Software](#) | [Webinar Platform](#)  
[Privacy Policy](#)



# txEDCON 2026

Oct. 8-11, 2026 at the George R. Brown Convention Center, Houston, TX.



## About

txEDCON is the premier annual conference for Texas school board members and administrators.



## For Exhibitors

Get information specific to txEDCON exhibitors, including exhibit hall info, floor plans, important dates, schedules, and more. Reserve your booth today!

### CONNECT WITH US

800-580-8272 or 512-467-0222