

Agenda of Regular Meeting

The Board of Trustees San Elizario ISD

A Regular Meeting of the Board of Trustees of San Elizario ISD will be held June 8, 2022, beginning at 5:30 PM SEISD Administration Office, 1050 Chicken Ranch Road, San Elizario, TX 79849.

Due to health and safety concerns related to the COVID-19 coronavirus, this meeting will be conducted by videoconference and teleconference. At least a quorum of the board will be participating by videoconference in accordance with the provisions of Sections 551.125 or 551.127 of the Texas Government Code that have not been suspended by order of the governor.

Although one or more board members may participate by videoconference call, a quorum of the Board of Trustees will be physically present at this location for purposes of this meeting and in conformance with the Texas Open Meetings Act. All persons in physical attendance must comply with current state and local public health orders, including those regarding face masks/coverings, maintain at least 3 feet of social distance from one another, and remain in compliance with any other state and local public health orders issued in connection with the Covid-19 Pandemic. One or more of the vendors being considered at this meeting may appear through video conference call / Microsoft Teams / Zoom. Any such presentation will be visible and audible to anyone attending the open meeting.

Members of the public who desire to address the board regarding an item on this agenda must comply with the following registration procedures: Public comments may be submitted to acardonajr@seisd.net at any time prior to the board meeting time.

A Board packet can be found at [San Elizario ISD Public View - BoardBook Premier](#)

Members of the public who desire to address the board regarding an item on this agenda must comply with the following registration procedures: Public comments may be submitted to chcuevas@seisd.net at any time prior to the board meeting time.

The open portions of this meeting will be recorded and made available to the public upon request.

The subjects to be discussed or considered or upon which any formal action may be taken are listed below. Items do not have to be taken in the order shown on this meeting notice.

Unless removed from the consent agenda, items identified within the consent agenda will be acted on at one time.

- 1. GENERAL FUNCTIONS**

Mrs. Sandra Licon, Board President

- A. Call Meeting to Order
- B. Roll Call
- C. Pledge of Allegiance

D.	San Elizario ISD Mission Statement	
	San Elizario ISD's mission is to graduate students with skills to meet the demands of a changing world by promoting student success as non-negotiable, channeling resources to match learning needs of students, employ and retain a quality staff so that San Elizario is a proud, innovative and academically superior district.	
	Mrs. Sandra Licon, Board President	
2.	OPEN FORUM (five minute limit)	5
3.	DISTRICT RECOGNITIONS	
	A. Do The Write Thing Texas Challenge Recognition - Ambassador Kayla Peters, Semi-Finalists, and Sponsor Mrs. Stephanie Zaragoza	
	Mr. Richard Salcido, Principal, Ann M. Garcia-Enriquez Middle School	
	B. UIL Readers Theatre Spanish Recognition - Students and Sponsor Mrs. Cynthia Villarreal	
	Mr. Richard Salcido, Principal, Ann M. Garcia-Enriquez Middle School	
	C. SEISD Code On Event Recognition - Mrs. Deborah Cortez, Instructional Officer	
	Dr. Rogelio Segovia, Associate Superintendent	
	D. Introduction of Lorenzo G. Loya Primary School Improvement Coordinator - Ms. Myrna Quiñones	
	Mrs. Julissa Esquivel, Principal, Lorenzo G. Loya Primary	
	E. Introduction of San Elizario High School Improvement Coordinator - Mr. Benjamin Melendez	
	Mrs. April Marioni, Principal, San Elizario High School	
4.	NEW BUSINESS / BOARD ACTION ITEMS	
	A. Discussion regarding continued service to the Board	
	Mr. Fernie Madrid, Board Trustee	
	B. Raise Your Hand Texas - San Eli Votes Website	6
	Dr. Jeannie Meza-Chavez, Superintendent, and Mr. Horacio Hernandez, Technology Director	
	C. Board of Trustees to name a delegate and an alternate to attend TASB Delegate Assembly during the TASA TASB Convention in San Antonio, TX on September 24, 2022	7
	Board of Trustees	
	D. Discussion on proposed Golf Team Initiative	10
	Ms. Christine Jaksch, Athletic Director	
	E. Budget Workshop #2 2022-2023	12
	Mr. Norberto Rivas, Chief Financial Officer	
	F. Consider and possible Board action on approval of Salaries and Stipends for Teachers and Employees for the 2022-2023 School Year	
	Mrs. Blanca Cruz, Human Resources Director	
5.	CONSENT AGENDA - Consider and possible Board action on	
	A. Financial Reports	
	Mr. Norberto Rivas, Chief Financial Officer	
	1. Tax Report	32
	2. Financial Statements	34
	3. Investment Report	40
	4. Purchase Orders exceeding \$25,000	
	a. PO# 42325 - Flyers Energy, LLC - revising amount to \$34,000.00	52
	b. PO# 42442 - Heist Disposal Service Inc - revising amount to \$28,600.00	53
	B. Consider and possible Board action to approve request for proposals for student athletic insurance (RFP#22-1116)	

Mrs. Christine Jaksch, Athletic Director and Mr. Norberto Rivas, Chief Financial Officer

C. Goal Progress Monitoring

Dr. Jeannie Meza-Chavez, Superintendent, Dr. Rogelio Segovia, Associate Superintendent and Ms. Susana Frescas, Instructional Programs Administrator

1. GPM 1.1 - Student Mathematics performance in Grades Pre-K through 2nd will increase from 2020-2021 through 2023-2024 as measured by the IStation Mathematics Ability Index. Performance at the Approaches, Meets, and Master's Levels will increase. 54

2. GPM 2.1 - Student Reading performance in Grades Pre-K through 2nd will increase from 2020-2021 through 2023-2024 as measured by the IStation Overall Reading Ability Index. Performance at the Approaches, Meets, and Master's Levels will increase. 55

3. GPM 1.1 and GPM 2.1 Powerpoint 56

D. Consider approval of minutes for the following:

Board of Trustees

1. May 11, 2022 - Regular Board Meeting 79

2. May 25, 2022 - Special Board Meeting 86

6. **PRESENTATION / REPORTS / INFORMATION**

A. FWTSBA Spring Workshop Training Presentation (Information) 89

Dr. Jeannie Meza-Chavez, Superintendent

B. Leadership Academy, Instructional Specialist Academy, Teacher Orientation, & Professional Development Week (Information) 118

Dr. Rogelio Segovia, Associate Superintendent and Ms. Susana Frescas, Instructional Programs Administrator

C. STAAR and EOC Preliminary Results for Spring 2022 (Information) 122

Ms. Lisa D. Renegar, Research and Evaluation Administrator

D. Tyler Technologies, Inc.- Hardware/Software Phase 2 Product Information 136

Mr. Jesus Martinez, Support Services Director

E. Meal Service Update (Information) 147

Mr. Raul Jacques, Child Nutrition Services Director

7. **EXECUTIVE SESSION**

The Board will enter into a closed meeting to discuss personnel matters, to consult with attorney, to discuss real estate matters, to consider recommendations for hiring of personnel or termination of personnel and other personnel matters under Sec. 551.071, 551.072 and 551.074, Texas Gov. Code:

A. Consultation with Legal Counsel regarding Intervention in Public Utility Commission of Texas (PUC) Proceeding PUC Docket No. 52195, SOAH Docket No. 473-21-2606, Application of El Paso Electric Company to Change Rates; Pursuant to Texas Government Code Section 551.071.

B. Discussion on Employee / Board / Superintendent Communication

8. **THE BOARD WILL RETURN TO OPEN SESSION TO TAKE POSSIBLE ACTION ON THE MATTERS DISCUSSED IN EXECUTIVE SESSION**

A. Discuss and Take Possible Action Related to Intervention in Public Utility Commission of Texas (PUC) Proceeding PUC Docket No. 52195, SOAH Docket No. 473-21-2606, Application of El Paso Electric Company to Change Rates

Mrs. Priscilla de Mata, Legal Counsel

9. **NEXT MEETING DATE:**

Special Meeting (Budget Adoption): Monday, June 20, 2022 at 5:30 p.m.
Regular Board Meeting: July 20, 2022 at 5:30 p.m.

10. **ADJOURNMENT**

If, during the course of the meeting covered by this Notice, the Board of Trustees should determine that a closed or executive meeting or session of the Board of Trustees is required, then such closed or executive meeting or session as authorized by the Texas Open Meetings Act, Texas Government Code Section 551.001 et seq., will be held by the School Board at the date, hours, and place given in this Notice or as soon after the commencement of the meeting covered by this Notice as the School Board may conveniently meet in such closed or executive meeting or session concerning any and all purposes permitted by the Act, including, but not limited to the following sections and purposes:

Texas Government Code Section:

- 551-071 Private consultation with the board's attorney.
- 551-072 Discussing purchases, exchange, leases, or value of real property.
- 551-073 Discussing negotiated contracts for prospective gifts or donations.
- 551-074 Discussing personnel or to hear complaints against personnel
- 551-076 Deliberation regarding security devices
- 551-082 Considering discipline of a public school child, or complaint or charge against personnel
- 551-083 Considering the standards, guidelines, terms or conditions the board will follow, or will instruct its representative to follow, in consultation with representatives of employee groups.
- 551-084 Excluding witnesses from a hearing.

Should any final action, decision, or final vote be required in the opinion of the school Board with regard to any matter considered in such closed or executive meeting or session, then the final action, or final vote shall be either:

- (a) in the open meeting covered by the Notice upon the reconvening of the public meeting; or
- (b) at a subsequent public meeting of the School Board upon notice thereof; as the School Board shall determine.



OPEN FORUM PROCEDURES

The following should be read by the Board President at the beginning of open forum, before any speakers take the podium:

At regular meetings, the Board of Trustees will allow Open Forum to hear persons who desire to make comments to the Board. Persons who wish to participate in this portion of the meeting shall sign up with the presiding officer or designee before the meeting begins and shall indicate the topic about which they wish to speak.

1. Pursuant to Policy BED, each participant will be limited to five minutes to make comments to the Board. Non-English speakers that require translation will be allowed an additional five minutes for translation purposes.
2. **Employees or members of the public should follow and exhaust all administrative procedures and remedies prior to presenting complaints about a student matter or district employee to the Board.** Complaints about student discipline, specific student issues or employee matters may be redirected to the appropriate administrative channels.
3. The board does not generally respond directly to comments nor answer questions asked by speakers. Texas law does not allow the Board to discuss or take actions on any issues that has not been posted on the meeting agenda. However, specific factual information or recitation of existing policy may be furnished in response to inquiries, but the Board shall not deliberate or decide any matter or issue that is not included on the agenda posted with the public notice of this meeting.



San Elizario ISD
P.O. Box 920
San Elizario, TX 79849
Phone 915.872.3900
Fax 915.872.3903

MEMORANDUM

To: Members of the Board of Trustees
From: Dr. Jeannie Meza-Chavez, Superintendent
Subject: Raise Your Hand Texas Trustee Advocates Program – San Eli Votes Web-site
Date: June 8, 2022

HISTORY:

The San Elizario ISD Board of Trustees were accepted to the Raise Your Hand Texas (RYHT) Trustee Advocates Program Inaugural Cohort.

The first session with RYHT was the Team of 8 Training, which was held on March 31, 2022.

The second session with RYHT was held on April 20 – 22, 2022 in Austin, Texas. The individuals who attended were as follows: Mrs. Sandra Licon, Board President, Mrs. Myrna Hernandez, Board Vice President, and Mrs. Michelle Garcia, Board Secretary, and Dr. Jeannie Meza-Chavez, Superintendent.

The San Elizario ISD Board of Trustees are receiving this training to learn about advocacy efforts that begin at the local level for the Community of San Elizario and expand to regional and state efforts.

RATIONALE:

As part of the RYHT development of San Elizario ISD's Advocacy Plan, Step 7: Define Advocacy Goals and Success, Board of Trustees indicated the following: Implementation of voter information website/voter toolkit.

BUDGET:

The RYHT Trustee Advocates Program is being paid for by Raise Your Hand Texas.

ADMINISTRATIVE RECOMMENDATION:

Upon the review of the San Eli Votes Web-site, www.seisd.net/sanelivotes, the Administration recommends for the Board of Trustees to discuss and provide feedback.

Please check one: For approval Report / Information only Recognition only

San Elizario ISD's mission is to graduate students with skills to meet the demands of a changing world by promoting student success as non-negotiable, channeling resources to match learning needs of students, employ and retain a quality staff so that San Elizario is a proud, innovative and academically superior district

[Advocate District >](#)

Trustees Share What to Expect at Delegate Assembly



At the TASB Grassroots Meetings this past spring, school board members identified the major concerns facing their schools — from teacher recruitment and retention to mental health, from funding to vouchers.

Now, trustees are tasked with laying the groundwork for how they will tackle those issues and help legislators make informed decisions in the best interest of Texas schoolchildren in the next legislative session. And this work happens at the TASB Delegate Assembly, scheduled for Sept. 24 during the TASA | TASB Convention in San Antonio.

“Just as it is vitally important to attend and participate in your local board meetings, the Delegate Assembly emphasizes the value of the work we do,” said Sandy Hughey, a trustee in North East ISD. “This meeting provides the platform for local boards to provide input on decisions that affect all trustees and districts.”

Delegate Assembly is the annual event where trustees conduct the business of TASB, voting on leadership and the Association’s Advocacy Agenda to set the course of the organization for the coming year.

Josie Smith-Wright, a trustee in Gonzales ISD, emphasized the importance of local boards having representation at the event. “It’s like voting in elections. It is important for your district to have a voice at Delegate Assembly — to be heard on decisions that affect our schools and students,” said Smith-Wright.

As with any election, your vote at the Assembly could be the deciding factor. “Your vote may very well make the difference on an agenda item passing or failing,” said Fred Contreras, a trustee in Grape Creek ISD. “I have seen candidates run from the floor for a TASB director position and win. It is the delegates who have that deciding vote.”

So, what can trustees expect at Delegate Assembly? Contreras, Hughey, and Smith-Wright are veterans when it comes to serving as delegates and have some helpful advice:

Selecting your delegate

Every local board needs to take action this summer to name a delegate and an alternate to attend Delegate Assembly. Once the board takes action, the superintendent or administrative assistant should submit the names [using the Member Profile](#) (you will need to log in to access).

- **Hughey:** “Send someone who is involved, who cares, who is passionate about public education.”
- **Contreras:** “Don’t be afraid to get involved. This is what you were elected to do.”

Preparing for the event

The *Delegate Handbook* will be posted at delegate.tasb.org 20 days before the meeting. The Nominations Committee Report with the recommendations for the TASB Board of Directors will be posted Sept. 12. These materials cover all the items to be voted on by delegates.

- **Smith-Wright:** "Make sure that the person representing has reviewed the resolutions and talked to the board and superintendent about issues affecting their district."
- **Hughey:** "Review the materials that will be provided. That will answer a lot of questions and give you a greater understanding of what is expected. More importantly, reach out to fellow trustees, especially your TASB directors. Ask questions."

Related: [June 15 Deadline to Submit Advocacy Resolutions](#)

Understanding the caucus meetings

The regional caucuses are held right before Delegate Assembly, 12:30-1:30 p.m. Delegates and alternates from each education service center region will meet with their TASB Directors to discuss issues and address questions — both about the Assembly and specific to their regions. A free lunch is provided for delegates and alternates. Delegates and alternates will receive credentials — a ribbon to attach to their TASA | TASB Convention name badges — that will give them access to the caucuses and the Assembly floor.

- **Smith-Wright:** "TASB Directors will go over the Delegate Assembly rules and protocol. Then they will lead a discussion on the resolutions and other items."
- **Hughey:** "This is the perfect opportunity to get your questions answered. It's also a great time to interact and connect with trustees from your region and emphasizes the importance of a strong voice in advocacy."
- **Contreras:** "At the caucuses, you get to meet other school board members from your region — and maybe do a little bragging about your sport teams!"

Participating at the Assembly

Delegate Assembly convenes at 2 p.m. Delegates are encouraged to check into their region seats by 1:45 p.m. Only one representative from each local board may be on the floor. Special seating is available for guests and alternates. Your board's delegate and alternate may trade off time on the Assembly floor throughout the meeting. And both will earn continuing education credit for participating!

- **Contreras:** "During Delegate Assembly, you will learn what TASB has accomplished during the past year. It is always positive and exciting to hear about all that has been going on. And you will vote on the TASB leadership. One of my favorite parts is hearing from the candidates who are running to represent their regions."
- **Hughey:** "Your first Assembly might be a little overwhelming. As a new trustee, the first time I attended I had a hard time understanding exactly what was going on. In addition to lots of new terminology, there was the sheer number of people! What I didn't know then was that this was a dynamic, passionate group who truly understood what public education meant to our state, to our children, to our districts. What I know now is to question, question, question, and participate!"

Attending Delegate Assembly

- **Smith-Wright:** "I enjoy meeting old and new friends. But even more, I enjoy listening to the discussion on resolutions and hearing the opinions, convictions, and passion of Texas trustees."
- **Hughey:** "My favorite time is when we review our legislative priorities, and the important, thoughtful discussions that arise from different viewpoints, different experiences, different needs. One thing that never fails to shine through is the common belief about doing the best for our children — all children."
- **Contreras:** "This coming Delegate Assembly will be my 25th. I enjoy meeting with like-minded board members who believe in improving Texas public education."

Earning a chance to win

This year, delegates have a chance to win student scholarships for their districts. Ten \$1,000 scholarships are being provided by the TASB Risk Management Fund, TASB Energy Cooperative, and BuyBoard.

Registration for the 2022 Assembly is now open. For more information, visit delegate.tasb.org.

This article was first published May 17, 2022.

Was this article helpful?



Share it



Save it



© Copyright 1995–2022

Texas Association of School Boards.

All Rights Reserved.

[Privacy Policy](#)

[Terms and Conditions](#)

- - -

Texas Association of School Boards

P.O. Box 400

Austin, TX 78767-0400

512.467.0222

tasb@tasb.org



San Elizario ISD
P.O. Box 920
San Elizario, TX 79849
Phone 915.872.3900
Fax 915.872.3903

MEMORANDUM

To: Members of the Board of Trustees
From: Christine Jaksch, Athletic Director
Subject: Discussion on proposed Golf Team Initiative
Date: June 8, 2022

HISTORY: At the Board of Trustee Budget Workshop #1 Meeting on May 25, 2022, a proposal to adding Golf to the Athletic Schedule was suggested.

RATIONALE: The San Elizario ISD has not had Golf as part of its Athletic Program. To get the program started, the district would have to purchase equipment, supplies, and uniforms. A head coach and an assistant coach would also need to be hired to cover both boys and girls golf teams. Athletes choosing to sign up to participate would need to be transported to the nearest golf course for practice at least two days a week. The nearest course is the Horizon Golf Course. A meeting was held with the manager of the Horizon Golf Course on May 27, 2022.

BUDGET: The attached spreadsheet is an estimated cost of starting up the Golf program only at the high school. It also includes other items to consider. Conversations are ongoing with neighboring districts as to how their Golf programs are set up.

The estimated cost for the addition of a golf program at San Elizario High School is approximately **\$62,643.90**.

ADMINISTRATIVE RECOMMENDATION: The administration is asking for review and guidance and consideration on the following:

1. Will golf be added to Ann M. Garcia-Enriquez Middle School?
2. Indicate whether the addition of a golf program(s) will be added so it can be considered as part of the overall budget being considered for 2022-2023.

Please check one: For approval Report / Information only Recognition only

San Elizario ISD's mission is to graduate students with skills to meet the demands of a changing world by promoting student success as non-negotiable, channeling resources to match learning needs of students, employ and retain a quality staff so that San Elizario is a proud, innovative and academically superior district

Proposed Cost of Addition of Golf to San Elizario Athletics

Start up Costs/Supplies	Qty	Cost Per Item	Cost
Golf Club Sets	20	\$ 429.99	\$ 8,599.80
Push cart	20	\$ 150.00	\$ 3,000.00
Divot tools	20	\$ 21.00	\$ 420.00
Tees	20	\$ 10.00	\$ 200.00
Golf Balls (24 Pack)	20	\$ 64.99	\$ 1,299.80
Chipping Net	10	\$ 39.99	\$ 399.90
Chip n Drive Mat	10	\$ 69.99	\$ 699.90
Hitting Mat	10	\$ 32.99	\$ 329.90
Practice Balls	20	\$ 12.99	\$ 259.80
Putting Green	10	\$ 39.99	\$ 399.90
8' Quad Hitting Net	10	\$ 219.99	\$ 2,199.90
Uniforms: to include shirts, pants, hats, shoes	20		\$ 6,000.00
Other Costs to Consider			
Transportation	1 year		\$ 18,060.00
Horizon Golf Course	1 year		\$ 2,500.00
Student Travel			\$ 4,000.00
General Supplies			\$ 3,000.00
Entry Fees			\$ 3,900.00
Personnel Stipend Costs			
Head Coach	1		\$ 4,750.00
Assistant Coach	1		\$ 2,625.00
Total proposed cost (SEHS ONLY)			\$ 62,643.90
There is a pending meeting with golf			

Budget Workshop #2

Fiscal Year 2022-23

June 8, 2022



Budget Meeting Progression

Budget by Function
Codes

Comparisons

Summaries

Revenues

Expenditures

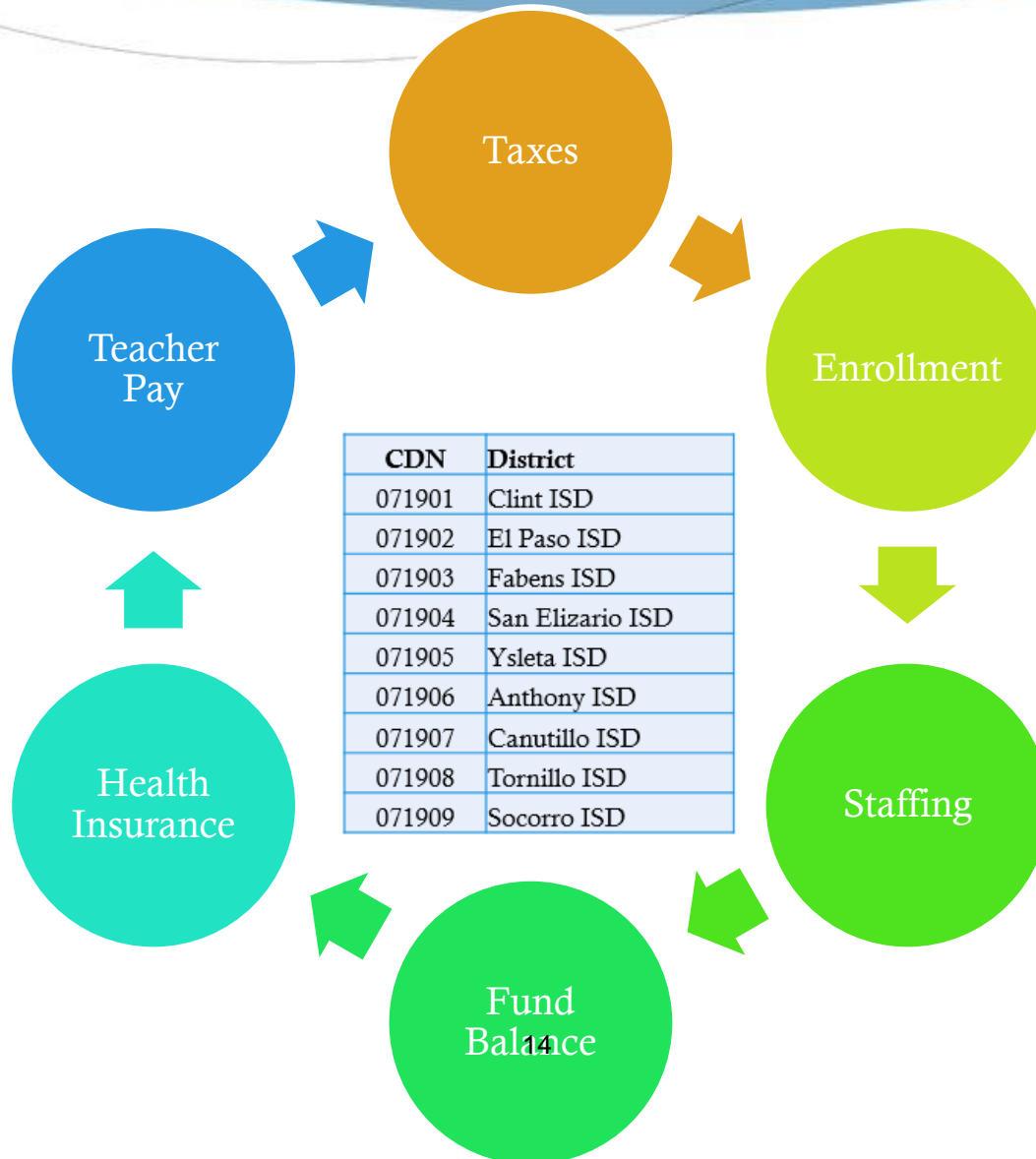
Other Items
&
Assumptions

Adoption

Workshop#2

Workshop#1

Comparisons



Tax Rate Comparison (M&O)

- This summary table compares the maintenance and operations portion of the tax rate with surrounding districts.

CDN	District	2016-17	2017-18	2018-19	2019-20	2020-21	2021-22
071901	Clint ISD	\$ 1.0401	\$ 1.0401	\$ 1.1700	\$ 1.0684	\$ 1.0547	\$ 0.9603
071902	El Paso ISD	\$ 1.0700	\$ 1.0700	\$ 1.1700	\$ 1.0684	\$ 1.0548	\$ 1.0517
071903	Fabens ISD	\$ 1.0400	\$ 1.0400	\$ 1.1700	\$ 1.0683	\$ 1.0547	\$ 1.0295
071904	San Elizario ISD	\$ 1.1089	\$ 1.1089	\$ 1.1089	\$ 1.0287	\$ 1.0151	\$ 0.9207
071905	Ysleta ISD	\$ 1.1700	\$ 1.1700	\$ 1.1700	\$ 1.0683	\$ 1.0541	\$ 1.0320
071906	Anthony ISD	\$ 1.0400	\$ 1.0400	\$ 1.0400	\$ 0.9700	\$ 0.9664	\$ 0.9067
071907	Canutillo ISD	\$ 1.1700	\$ 1.1700	\$ 1.1700	\$ 1.0684	\$ 1.0301	\$ 0.9824
071908	Tornillo ISD	\$ 1.0901	\$ 1.0901	\$ 1.0901	\$ 1.0165	\$ 1.0029	\$ 0.9315
071909	Socorro ISD	\$ 0.9761	\$ 0.9816	\$ ⁵ 0.9816	\$ 0.9700	\$ 0.9444	\$ 0.8765

Data Source: City of El Paso, Tax Entities & Rates

Maintenance & Operations Tax Rate Only

Enrollment Comparison

This summary table compares enrollment with surrounding districts and calculates the financial exigency formula (10% or more decrease in enrollment over a 5 year period).

CDN	District	2016-17	2017-18	2018-19	2019-20	2020-21	2021-22
071901	Clint ISD	11,483	11,473	11,346	11,195	10,625	10,455
	Result for given year:	-2.01%	-2.81%	-3.05%	-4.06%	-7.47%	-8.87%
071902	El Paso ISD	59,246	58,178	57,178	55,112	50,540	50,709
	Result for given year:	-5.79%	-5.08%	-5.58%	-7.80%	-14.69%	-12.84%
071903	Fabens ISD	2,311	2,286	2,235	2,142	2,045	1,983
	Result for given year:	-3.02%	-2.93%	-4.20%	-9.39%	-11.51%	-13.25%
071904	San Elizario ISD	3,877	3,796	3,663	3,434	3,189	3,190
	Result for given year:	-6.06%	-7.62%	-9.29%	-13.17%	-17.75%	-15.96%
071905	Ysleta ISD	41,508	41,185	41,036	40,404	38,354	37,211
	Result for given year:	-4.61%	-4.24%	-3.26%	-4.33%	-7.60%	-9.65%
071906	Anthony ISD	867	835	841	843	786	798
	Result for given year:	1.40%	2.71%	-3.56%	0.60%	-9.34%	-4.43%
071907	Canutillo ISD	6,030	6,200	6,223	6,239	6,023	6,076
	Result for given year:	-0.20%	3.73%	6.21%	4.45%	-0.12%	-2.00%
071908	Tornillo ISD	1,129	1,111	1,021	1,000	913	887
	Result for given year:	-16.37%	-16.84%	-19.22%	-16.11%	-19.13%	-20.16%
071909	Socorro ISD	45,804	46,398	46,618	47,397	46,932	47,137
	Result for given year:	3.97%	14.49%	5.04%	5.03%	2.46%	1.59%

Data Source: TEA PEIMS District Financial Budget Reports

Example: the calculation for the 2020-21 year would be: (2020-21 less 2016-17) / 2016-17

Staffing Comparison

- This summary table compares teachers per student and total staff per student with surrounding districts. Approximately 83% of our budget is under the payroll category (6100).

CDN	District	2016-17	2017-18	2018-19	2019-20	2020-21
071901	Clint ISD					
	Enrollment	11,483	11,473	11,346	11,195	10,625
	Number of Students per Teacher	16.9	17.2	17.3	16.0	15.4
	Number of Students per Staff	7.7	7.9	7.8	7.4	6.9
071902	El Paso ISD					
	Enrollment	59,246	58,178	57,178	55,112	50,540
	Number of Students per Teacher	14.9	14.4	14.7	14.4	13.5
	Number of Students per Staff	7.4	7.2	7.3	7.1	6.5
071903	Fabens ISD					
	Enrollment	2,311	2,286	2,235	2,142	2,045
	Number of Students per Teacher	13.4	13.4	13.5	13.8	13.6
	Number of Students per Staff	6.2	6.3	6.3	6.2	6.1
071904	San Elizario ISD					
	Enrollment	3,877	3,796	3,663	3,434	3,189
	Number of Students per Teacher	15.8	15.3	15.2	14.7	14.6
	Number of Students per Staff	6.6	6.4	6.3	6.0	5.8

Staffing Comparison

Table continued

CDN	District	2016-17	2017-18	2018-19	2019-20	2020-21
071905	Ysleta ISD					
	Enrollment	41,508	41,185	41,036	40,404	38,354
	Number of Students per Teacher	15.3	15.2	14.9	15.0	14.5
	Number of Students per Staff	6.6	6.5	6.5	6.5	6.3
071906	Anthony ISD					
	Enrollment	867	835	841	843	786
	Number of Students per Teacher	15.9	15.1	14.6	14.5	13.1
	Number of Students per Staff	6.8	6.3	6.6	6.2	5.3
071907	Canutillo ISD					
	Enrollment	6,030	6,200	6,223	6,239	6,023
	Number of Students per Teacher	15.5	15.4	15.0	15.1	14.3
	Number of Students per Staff	6.8	7.1	6.8	6.7	6.5
071908	Tornillo ISD					
	Enrollment	1,129	1,111	1,021	1,000	913
	Number of Students per Teacher	13.6	14.0	13.9	14.3	12.8
	Number of Students per Staff	5.8	5.8	5.7	5.5	5.2
071909	Socorro ISD					
	Enrollment	45,804	46,398	46,618	47,397	46,932
	Number of Students per Teacher	17.7	17.2	16.6	16.7	16.0
	Number of Students per Staff	8.3 ¹⁸	8.0	8.2	8.4	7.8

Data Source: TEA Texas Academic Performance Report

Fund Balance Comparison

- This summary table compares the days of expenditure per unassigned fund balance with surrounding districts.

CDN	District	2016-17	2017-18	2018-19	2019-20	2020-21
071901	Clint ISD					
	Unassigned Fund Balance	\$ 31,654,523	\$ 30,872,588	\$ 42,788,863	\$ 46,069,198	\$ 54,130,958
	Total General Fund Expenditures	\$ 100,383,629	\$ 111,640,231	\$ 114,876,589	\$ 122,609,676	\$ 109,562,916
	Average Daily Expenditure (Total GF Exp / 365 days)	\$ 275,024	\$ 305,864	\$ 314,730	\$ 335,917	\$ 300,172
	Days of Expenditure (Unassigned FB / Ave Daily Exp)	115.10	100.94	135.95	137.14	180.33
071902	El Paso ISD					
	Unassigned Fund Balance	\$ 100,512,255	\$ 83,378,812	\$ 104,979,723	\$ 103,904,121	\$ 98,120,993
	Total General Fund Expenditures	\$ 502,493,449	\$ 509,455,585	\$ 510,542,830	\$ 530,098,064	\$ 531,599,677
	Average Daily Expenditure (Total GF Exp / 365 days)	\$ 1,376,694	\$ 1,395,769	\$ 1,398,747	\$ 1,452,323	\$ 1,456,437
	Days of Expenditure (Unassigned FB / Ave Daily Exp)	73.01	59.74	75.05	71.54	67.37
071903	Fabens ISD					
	Unassigned Fund Balance	\$ 717,096	\$ 245,106	\$ 3,266,503	\$ 5,205,061	\$ 8,167,626
	Total General Fund Expenditures	\$ 22,792,225	\$ 23,011,392	\$ 22,684,292	\$ 20,639,058	\$ 22,762,950
	Average Daily Expenditure (Total GF Exp / 365 days)	\$ 62,444	\$ 63,045	\$ 62,149	\$ 56,545	\$ 62,364
	Days of Expenditure (Unassigned FB / Ave Daily Exp)	11.48	3.89	52.56	92.05	130.97

Fund Balance Comparison

Table continued

CDN	District	2016-17	2017-18	2018-19	2019-20	2020-21
071904	San Elizario ISD					
	Unassigned Fund Balance	\$ 12,892,814	\$ 11,213,819	\$ 11,767,208	\$ 10,358,436	\$ 12,554,947
	Total General Fund Expenditures	\$ 39,176,078	\$ 40,860,790	\$ 39,503,592	\$ 38,732,804	\$ 34,664,504
	Average Daily Expenditure (Total GF Exp / 365 days)	\$ 107,332	\$ 111,947	\$ 108,229	\$ 106,117	\$ 94,971
	Days of Expenditure (Unassigned FB / Ave Daily Exp)	120.12	100.17	108.73	97.61	132.20
071905	Ysleta ISD					
	Unassigned Fund Balance	\$ 69,389,510	\$ 63,974,795	\$ 78,180,145	\$ 74,225,817	\$ 78,911,554
	Total General Fund Expenditures	\$ 365,355,099	\$ 386,218,282	\$ 387,688,280	\$ 407,530,464	\$ 398,784,308
	Average Daily Expenditure (Total GF Exp / 365 days)	\$ 1,000,973	\$ 1,058,132	\$ 1,062,160	\$ 1,116,522	\$ 1,092,560
	Days of Expenditure (Unassigned FB / Ave Daily Exp)	69.32	60.46	73.60	66.48	72.23
071906	Anthony ISD					
	Unassigned Fund Balance	\$ 3,279,013	\$ 3,721,790	\$ 3,274,151	\$ 3,496,484	\$ 3,481,836
	Total General Fund Expenditures	\$ 8,743,718	\$ 8,803,600	\$ 9,830,036	\$ 10,738,543	\$ 10,450,301
	Average Daily Expenditure (Total GF Exp / 365 days)	\$ 23,955	\$ 24,119	\$ 26,932	\$ 29,421	\$ 28,631
	Days of Expenditure (Unassigned FB / Ave Daily Exp)	20 136.88	154.31	121.57	118.84	121.61

Fund Balance Comparison

Table continued

CDN	District	2016-17	2017-18	2018-19	2019-20	2020-21
071907	Canutillo ISD					
	Unassigned Fund Balance	\$ 11,417,169	\$ 14,017,009	\$ 14,520,457	\$ 17,441,429	\$ 15,925,829
	Total General Fund Expenditures	\$ 59,958,436	\$ 60,169,157	\$ 63,507,542	\$ 66,629,531	\$ 76,529,564
	Average Daily Expenditure (Total GF Exp / 365 days)	\$ 164,270	\$ 164,847	\$ 173,993	\$ 182,547	\$ 209,670
	Days of Expenditure (Unassigned FB / Ave Daily Exp)	69.50	85.03	83.45	95.55	75.96
071908	Tornillo ISD					
	Unassigned Fund Balance	\$ 6,614,150	\$ 7,480,148	\$ 7,067,153	\$ 7,285,066	\$ 6,515,442
	Total General Fund Expenditures	\$ 11,559,743	\$ 12,767,677	\$ 12,493,706	\$ 13,154,390	\$ 11,832,923
	Average Daily Expenditure (Total GF Exp / 365 days)	\$ 31,671	\$ 34,980	\$ 34,229	\$ 36,039	\$ 32,419
	Days of Expenditure (Unassigned FB / Ave Daily Exp)	208.84	213.84	206.46	202.14	200.98
071909	Socorro ISD					
	Unassigned Fund Balance	\$ 104,228,513	\$ 104,603,944	\$ 103,042,887	\$ 90,585,945	\$ 93,802,400
	Total General Fund Expenditures	\$ 359,430,825	\$ 377,062,780	\$ 387,281,600	\$ 412,107,669	\$ 441,625,468
	Average Daily Expenditure (Total GF Exp / 365 days)	\$ 984,742	\$ 1,033,049	\$ 1,061,045	\$ 1,129,062	\$ 1,209,933
	Days of Expenditure (Unassigned FB / Ave Daily Exp)	105.84	101.26	97.11	80.23	77.53

Health Insurance Comparison

This table compares the employer's contribution towards the health plan of the district per employee per month for the given year.

CDN	District	2021-22	Type of Plan
071901	Clint ISD	\$ 321.00	State Plan
071902	El Paso ISD	\$ 551.00	State Plan & Self-Funded
071903	Fabens ISD	\$ 225.00	State Plan
071904	San Elizario ISD	\$ 550.00	Self-Funded
071905	Ysleta ISD	\$ 512.91	Self-Funded
071906	Anthony ISD	\$ 340.00	State Plan
071907	Canutillo ISD	\$ 623.00	Self-Funded
071908	Tornillo ISD	\$ 275.00	State Plan
071909	Socorro ISD	\$ 575.00	Self-Funded

The difference in the employer rate between Clint and San Elizario is \$229 per employee per month. There are approximately 354 employees covered under the district's plan in the general fund. If San Elizario paid \$321 instead of \$550 per month, we would save \$972,792 (\$229 x 12 months x 354 employees) this fiscal year.

Teacher Pay Comparison

This table compares the current year teacher pay tables.

Current Year - TASB Information

Organization	0-Year	Organization	5-Year	Organization	10-Year	Organization	15-Year	Organization	20-Year
Clint ISD	\$55,000	Clint ISD	\$56,010	Clint ISD	\$58,485	Anthony ISD	\$60,570	Anthony ISD	\$63,570
Ysleta ISD	\$54,985	Socorro ISD	\$55,869	Socorro ISD	\$58,338	Clint ISD	\$60,105	Clint ISD	\$62,303
Socorro ISD	\$54,244	Canutillo ISD	\$55,330	Anthony ISD	\$57,570	Socorro ISD	\$59,963	Socorro ISD	\$61,588
Canutillo ISD	\$54,150	Ysleta ISD	\$55,235	Canutillo ISD	\$56,630	Ysleta ISD	\$58,940	Ysleta ISD	\$61,440
Anthony ISD	\$53,650	Anthony ISD	\$55,170	Fabens ISD	\$56,445	Fabens ISD	\$58,677	Tornillo ISD	\$60,875
El Paso ISD	\$53,125	Fabens ISD	\$54,439	Ysleta ISD	\$56,440	Tomillo ISD	\$58,154	Canutillo ISD	\$60,730
San Elizario ISD	\$53,000	San Elizario ISD	\$54,300	San Elizario ISD	\$56,027	Canutillo ISD	\$58,730	San Elizario ISD	\$60,535
Tomillo ISD	\$51,905	El Paso ISD	\$53,925	Tomillo ISD	\$55,552	San Elizario ISD	\$58,072	Fabens ISD	\$60,301
Fabens ISD	\$51,900	Tomillo ISD	\$53,555	El Paso ISD	\$55,225	El Paso ISD	\$57,350	El Paso ISD	\$60,020
Fort Hancock ISD	\$48,880	Fort Hancock ISD	\$52,258	Fort Hancock ISD	\$54,060	Fort Hancock ISD	\$56,710	Fort Hancock ISD	\$58,830

5 % Pay Raise Scenario

Midpoint	Annual Raise	Estimated Cost - Base	Estimated Cost - Equity	Total Estimated Cost
\$57,226.00	\$2,861.30	\$ 549,828.63	\$ 23,860.53	\$ 573,689.17

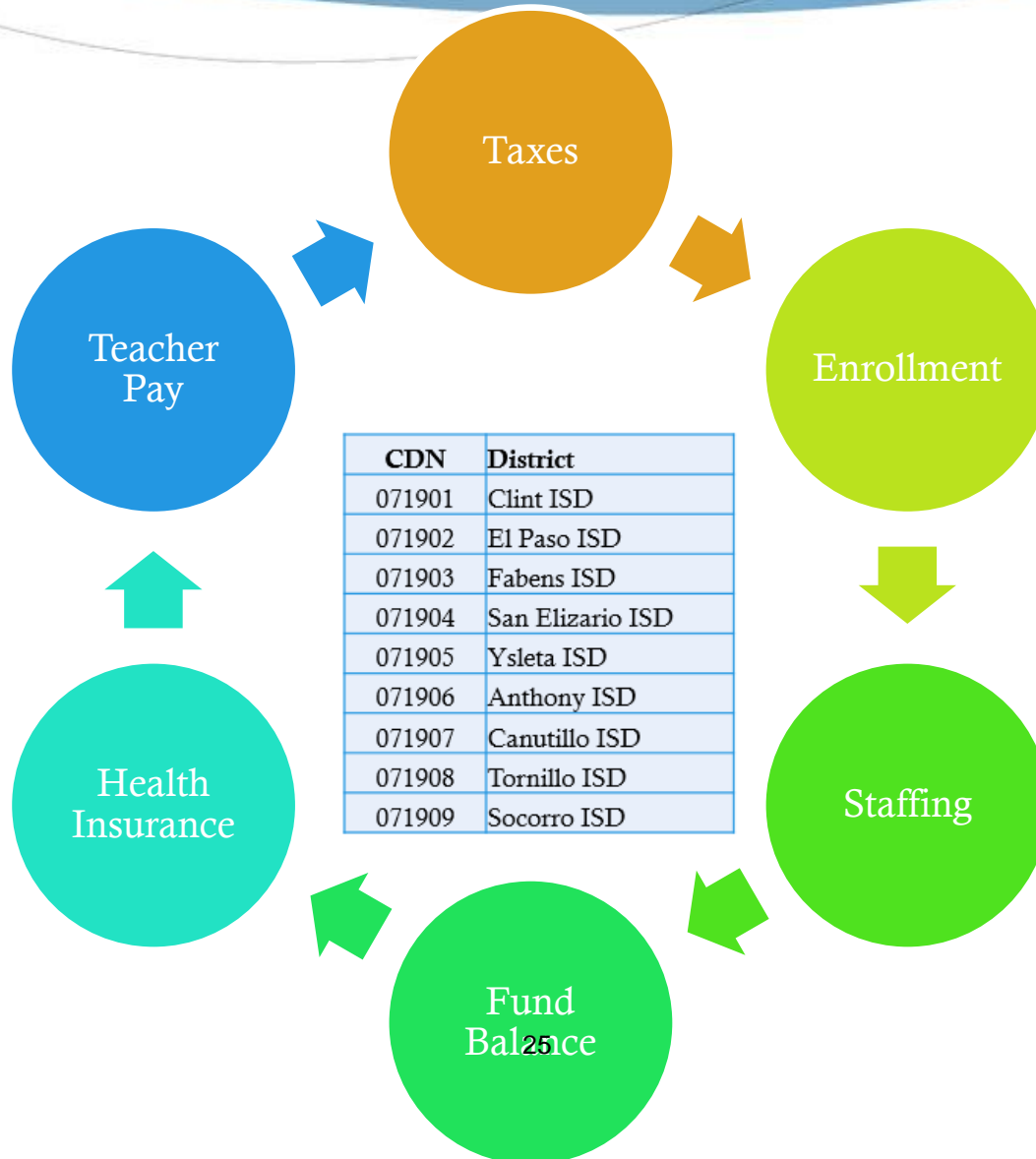
Available Budget for all payraises	\$ 1,000,000.00
Available for other pay raises after raise	\$ 426,310.83

A 5% pay raise for teachers has an estimated cost of \$573,689 which would put us above Clint at 0, 5, 10, and 15 years of experience.

If the district contributed the same \$321 per employee per month as Clint as noted in the previous slide, then San Elizario would be able to afford this; however, employee contributions would then need to be increased significantly to offset the decrease in contributions from the employer.

Proposed Teacher Pay Scale			Current Pay Scale	
	5%		Amount	Difference
0	\$ 299.47	\$ 56,000.00	\$ 53,000	\$ 3,000.00
1	\$ 300.06	\$ 56,111.30	\$ 53,250	\$ 2,861.30
2	\$ 300.47	\$ 56,187.89	\$ 53,500	\$ 2,687.89
3	\$ 301.40	\$ 56,361.80	\$ 53,750	\$ 2,611.80
4	\$ 302.73	\$ 56,610.51	\$ 54,000	\$ 2,610.51
5	\$ 304.07	\$ 56,861.09	\$ 54,300	\$ 2,561.09
6	\$ 305.67	\$ 57,160.29	\$ 54,615	\$ 2,545.29
7	\$ 309.77	\$ 57,926.99	\$ 54,968	\$ 2,958.99
8	\$ 310.85	\$ 58,128.95	\$ 55,321	\$ 2,807.95
9	\$ 312.19	\$ 58,379.53	\$ 55,674	\$ 2,705.53
10	\$ 315.73	\$ 59,041.51	\$ 56,027	\$ 3,014.51
11	\$ 316.79	\$ 59,239.73	\$ 56,380	\$ 2,859.73
12	\$ 319.06	\$ 59,664.30	\$ 56,803	\$ 2,861.30
13	\$ 321.32	\$ 60,087.30	\$ 57,226	\$ 2,861.30
14	\$ 323.58	\$ 60,510.30	\$ 57,649	\$ 2,861.30
15	\$ 325.85	\$ 60,933.30	\$ 58,072	\$ 2,861.30
16	\$ 328.11	\$ 61,356.30	\$ 58,495	\$ 2,861.30
17	\$ 329.00	\$ 61,523.00	\$ 59,005	\$ 2,518.00
18	\$ 332.06	\$ 62,084.00	\$ 59,515	\$ 2,569.00
19	\$ 335.00	\$ 62,645.00	\$ 60,025	\$ 2,620.00
20	\$ 337.00	\$ 63,019.00	\$ 60,535	\$ 2,484.00

Comparisons

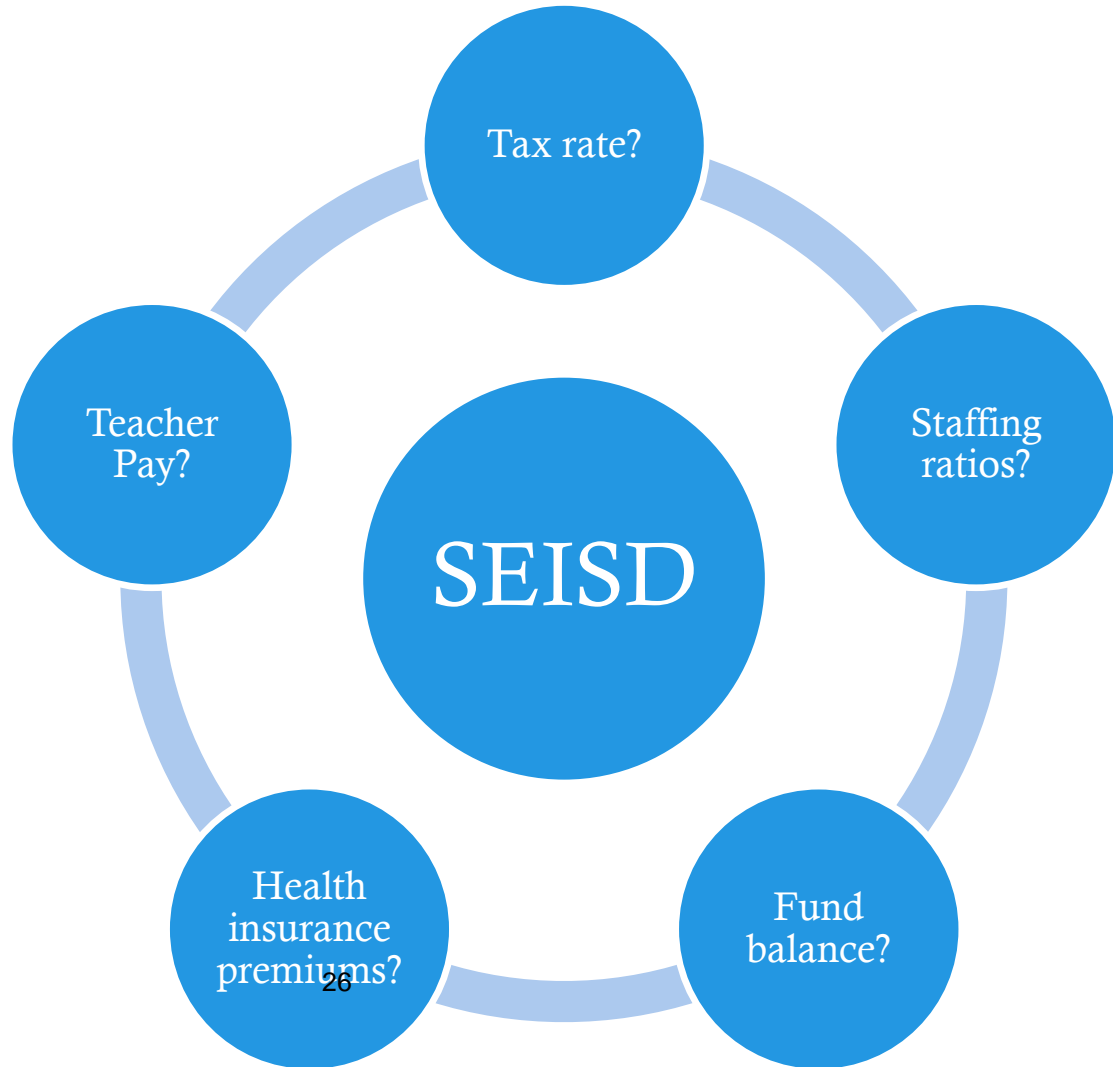


Low or High?

Students drive funding

Declining enrollment

Decreases funding



Refined ADA vs Average Enrollment

Fiscal Year	2016-17	2017-18	2018-19	2019-20	2020-21
Refined ADA	3,540	3,421	3,295	2,859	2,918
Enrollment Average	3,879	3,763	3,624	3,403	3,194
Refined ADA/Enrollment	91%	91%	91%	84%	91%

◆ 2019-20: COVID shutdown

School Year 2021-2022	SW1	SW2	SW3	SW4	SW5	SW6
Refined ADA	2728.78	2841.59	2736.1	2667.61	2813.28	
Enrollment	3188	3191	3195	3196	3217	
Refined ADA/Enrollment	86%	89%	86%	83%	87%	

◆ Actuals

School Year 2021-2022	SW1	SW2	SW3	SW4	SW5	SW6
Refined ADA	2895.63	2895.63	2895.63	2895.63	2813.28	
Enrollment	3188	3191	3195	3196	3217	
Refined ADA/Enrollment	91%	91%	91%	91%	87%	

◆ TPAR (hold harmless SW1-SW4)

◆ Current refined ADA average 2879 (SW1-SW5)

3,207	Enrollment as of 6.2.22
(10)	3 year average change (snapshot to end of year)
(106)	3 year average change (end of year to snapshot)
3,091	Projected ending enrollment June of 2023
3,149	Average Enrollment (3,207+3,091 / 2)

Refined ADA	2,812.81	2,865.59	2,918.37
Enrollment	3,091	3,149	3,207
Refined ADA/Enrollment	91%	91%	91%

27



◆ Refined ADA of 2,865 is being used

2022-23 Draft Budget

Revenue Category	Amount	%
Local and Intermediate Sources (5700)	\$3,290,627	9.4%
State Program Revenues (5800)	\$30,860,811	87.9%
Federal Program Revenues (5900)	\$952,038	2.7%
<i>Total Revenues</i>	\$35,103,476	100%

Expenditure Category	Amount	%
Payroll Costs (6100)	\$28,435,435	83.3%
Professional and Contracted Services (6200)	\$2,430,684	7.1%
Supplies and Materials (6300)	\$2,216,477	6.5%
Other Operating Expenditures (6400)	\$1,059,091	3.1%
Debt Service (6500)	\$0	0%
Capital Outlay – Land, Buildings, and Equipment (6600)	\$0	0%
<i>Total Expenditures</i>	\$34,141,688	100%

Disclaimer: Revenues include 2020-2021 CTE student FTE counts. Payroll costs include a \$75 per employee per month employer contribution increase to the health insurance fund and 354 employees covered under the general fund for next year which is the current amount of employees covered this year.

2022-23 Draft Budget

Summary	Amount
Total Revenues	\$35,103,476
Total Expenditures	\$34,141,688
Revenues Over (Under) Expenditures	\$961,788
+ Sale of Real and Personal Property	\$50,000
= <i>Current estimated amount available for compensation changes</i>	\$1,011,788

Disclaimer: ESSER supplanted costs of approximately \$550,000 (\$400K for at-risk teachers and \$150K for summer school) will need to be reabsorbed in the general fund in FY 2024-25 after ESSER funding ends on September 30, 2024)

Questions



Conclusion of Budget Workshop #2 for Fiscal Year 2022-23





San Elizario ISD
 P.O. Box 920
 San Elizario, TX 79849
 Phone 915.872.3900
 Fax 915.872.3903

MEMORANDUM

To: Members of the Board of Trustees
From: Norberto Rivas, Chief Financial Officer
Subject: Financial Reports - Tax Report
Date: June 8, 2022

HISTORY: The primary source of state funding for Texas school districts is the Foundation School Program (FSP). This program ensures that all school districts, regardless of property wealth, receive “substantially equal access to similar revenue per student at similar tax effort.” The District’s current tax rate was approved at the September 8, 2021 regular Board meeting for a total rate of \$1.09. The Maintenance & Operations (M&O) rate which pays for items such as staff salaries, supplies, materials, transportation and utilities was \$0.9207 while the Interest & Sinking (I&S) rate which pays for bonded debt was \$0.1693.

RATIONALE: The purpose of this agenda item is to report collections made for the current 2021 tax year which is based on the levy billed on October 1, 2021.

BUDGET IMPACT: Collections as of April 30, 2022 are summarized below.

	M&O	I&S	Total	Collections
Current Year Levy	\$2,723,914	\$500,878	\$3,224,792	
Current Year Collections	\$2,462,790	\$452,862	\$2,915,652	\$2,915,652
Current Year Levy Outstanding	\$261,124	\$48,016	\$309,140	
Prior Year Collections				\$77,571
Penalty & Interest Collections				\$61,371
Total Collections				<u>\$3,054,595</u>

ADMINISTRATIVE RECOMMENDATION: This report is for information only.

Please check one: For approval Report / Information only Recognition only

San Elizario ISD’s mission is to graduate students with skills to meet the demands of a changing world by promoting student success as non-negotiable, channeling resources to match learning needs of students, employ and retain a quality staff so that San Elizario is a proud, innovative and academically superior district

EL PASO CONSOLIDATED TAX OFFICE
PROPERTY TAX COLLECTION ANALYSIS
9/1/2021 through 4/30/2022

JURISDICTION: 19 SAN ELIZARIO INDEPENDENT SCHOOL DISTRICT

PERIOD	CURRENT TAX YEAR (\$)		PRIOR YEARS (\$)		ALL YEARS (\$)			COLLECTION FEE (\$)	
	COLLECTED	CUMULATIVE	COLLECTED	CUMULATIVE	COLLECTED	CUMULATIVE	%	COLLECTED	CUMULATIVE
Sep 2021	-	-	33,787.27	33,787.27	33,787.27	33,787.27	1.05%	5,727.52	5,727.52
Oct 2021	18,161.58	18,161.58	9,637.72	43,424.99	27,799.30	61,586.57	1.91%	1,505.41	7,232.93
Nov 2021	230,876.30	249,037.88	5,358.09	48,783.08	236,234.39	297,820.96	9.24%	1,288.70	8,521.63
Dec 2021	967,943.52	1,216,981.40	14,706.00	63,489.08	982,649.52	1,280,470.48	39.71%	2,825.62	11,347.25
Jan 2022	1,042,971.55	2,259,952.95	18,949.91	82,438.99	1,061,921.46	2,342,391.94	72.64%	3,331.87	14,679.12
Feb 2022	478,767.52	2,738,720.47	10,107.10	92,546.09	488,874.62	2,831,266.56	87.80%	2,217.38	16,896.50
Mar 2022	131,792.66	2,870,513.13	20,813.38	113,359.47	152,606.04	2,983,872.60	92.53%	4,725.69	21,622.19
Apr 2022	67,048.48	2,937,561.61	3,673.43	117,032.90	70,721.91	3,054,594.51	94.72%	3,362.86	24,985.05
May 2022									
Jun 2022									
Jul 2022									
Aug 2022									

LEVY	CURRENT	PRIOR	ALL YEARS	REVENUE	CURRENT	PRIOR	ALL YEARS
Levy-Cert 7/24/2021	-	N/A	N/A	Total Levy Collected	2,915,651.91	77,571.42	2,993,223.33
Levy-Billed 10/1/2021	3,251,468.31	574,891.82	3,826,360.13	Total Penalty & Interest	21,909.70	39,461.48	61,371.18
Adjusted Levy YTD	3,224,792.15	529,807.31	3,754,599.46	Total Levy + P&I	2,937,561.61	117,032.90	3,054,594.51
Increase/Decrease	(26,676.16)	(45,084.51)	(71,760.67)	Taxes as percent of levy	90.41%	2.41%	92.82%
Levy Outstanding	309,140.24	452,235.89	761,376.13	P&I as percent of levy	0.68%	1.22%	1.90%
				Total as percent of levy	91.09%	3.63%	94.72%
				Collection Fee	1,440.98	23,544.07	24,985.05
				Total Collected YTD	2,939,002.59	140,576.97	3,079,579.56



San Elizario ISD
P.O. Box 920
San Elizario, TX 79849
Phone 915.872.3900
Fax 915.872.3903

MEMORANDUM

To: Members of the Board of Trustees
From: Norberto Rivas, Chief Financial Officer
Subject: Financial Reports – Financial Statements
Date: June 8, 2022

HISTORY: The district’s fiscal year runs from July 1st through June 30th. The district’s fiscal accounts are audited annually and the results are typically presented at the regular board meeting in November.

RATIONALE: The purpose of this agenda item is to present unaudited interim financial statements as of April 30, 2022 which are attached to this memo. Included are:

- Exhibit G-1: presents budget and actual amounts for the general fund
- Exhibit J-3: presents budget and actual amounts for the debt service fund
- Exhibit C-1: presents the balance sheet for governmental funds
- Exhibit C-3: presents revenues and expenditures for governmental funds
- Exhibit H-4: presents revenues and expenses for internal service funds

BUDGET IMPACT: There is no budget impact associated with this agenda item.

ADMINISTRATIVE RECOMMENDATION: This report is for information only.

Please check one: For approval Report / Information only Recognition only

San Elizario ISD’s mission is to graduate students with skills to meet the demands of a changing world by promoting student success as non-negotiable, channeling resources to match learning needs of students, employ and retain a quality staff so that San Elizario is a proud, innovative and academically superior district

SAN ELIZARIO ISD
SCHEDULE OF REVENUES, EXPENDITURES, AND CHANGES IN FUND BALANCE
BUDGET AND ACTUAL - GENERAL FUND - UNAUDITED
FOR THE TEN MONTHS ENDING APRIL 30, 2022

Data Control Codes		Budgeted Amounts		Actual Amounts (GAAP BASIS)	Variance With Final Budget Positive or (Negative)
		Original	Final		
REVENUES:					
5700	Total Local and Intermediate Sources	\$ 3,101,144	\$ 3,101,144	\$ 2,815,540	\$ (285,604)
5800	State Program Revenues	30,725,856	30,753,515	22,340,648	(8,412,867)
5900	Federal Program Revenues	5,268,000	5,647,012	4,151,491	(1,495,521)
5020	Total Revenues	<u>39,095,000</u>	<u>39,501,671</u>	<u>29,307,679</u>	<u>(10,193,992)</u>
EXPENDITURES:					
Current:					
0011	Instruction	18,741,079	18,688,079	14,761,897	3,926,182
0012	Instructional Resources and Media Services	509,500	509,500	350,144	159,356
0013	Curriculum and Instructional Staff Development	182,766	232,766	168,838	63,928
0021	Instructional Leadership	758,050	761,065	633,026	128,039
0023	School Leadership	2,172,042	2,172,042	1,792,166	379,876
0031	Guidance, Counseling and Evaluation Services	1,278,767	1,286,767	1,038,329	248,438
0032	Social Work Services	251,778	251,778	207,892	43,886
0033	Health Services	434,094	463,106	334,878	128,228
0034	Student (Pupil) Transportation	1,326,403	1,350,203	984,871	365,332
0035	Food Services	4,000,000	4,000,000	2,283,061	1,716,939
0036	Extracurricular Activities	1,047,623	1,097,489	777,868	319,621
0041	General Administration	1,650,008	1,653,023	1,358,002	295,021
0051	Facilities Maintenance and Operations	4,377,423	4,518,423	3,368,085	1,150,338
0052	Security and Monitoring Services	896,658	1,064,036	793,253	270,783
0053	Data Processing Services	1,377,417	1,377,417	1,199,509	177,908
0061	Community Services	26,147	38,147	29,462	8,685
Debt Service:					
0071	Principal on Long Term Debt	-	-	-	-
0072	Interest on Long Term Debt	-	-	-	-
0073	Bond Issuance Cost and Fees	-	-	-	-
Capital Outlay:					
0081	Facilities Acquisition and Construction	220,000	155,000	148,274	6,726
Intergovernmental:					
0099	Other Intergovernmental Charges	44,500	44,500	30,082	14,418
6030	Total Expenditures	<u>39,294,255</u>	<u>39,663,341</u>	<u>30,259,637</u>	<u>9,403,704</u>
1100	Excess (Deficiency) of Revenues Over(Under) Expenditures	<u>(199,255)</u>	<u>(161,670)</u>	<u>(951,958)</u>	<u>(790,288)</u>
OTHER FINANCING SOURCES (USES):					
7912	Sale of Real and Personal Property	5,000	5,000	37,937	32,937
7915	Transfers In	-	-	-	-
8911	Transfers Out (Use)	-	-	-	-
7080	Total Other Financing Sources (Uses)	<u>5,000</u>	<u>5,000</u>	<u>37,937</u>	<u>32,937</u>
1200	Net Changes in Fund Balances	(194,255)	(156,670)	(914,021)	(757,351)
0100	Fund Balance - July 1 (Beginning)	-	13,295,680	13,295,680	-
3000	Fund Balance - June 30 (Ending)	<u>\$ (194,255)</u>	<u>\$ 13,139,010</u>	<u>\$ 12,381,659</u>	<u>\$ (757,351)</u>

SAN ELIZARIO ISD
SCHEDULE OF REVENUES, EXPENDITURES, AND CHANGES IN FUND BALANCE
BUDGET AND ACTUAL - DEBT SERVICE FUND - UNAUDITED
FOR THE TEN MONTHS ENDING APRIL 30, 2022

Data Control Codes		Budgeted Amounts		Actual Amounts (GAAP BASIS)	Variance With Final Budget Positive or (Negative)
		Original	Final		
	REVENUES:				
5700	Total Local and Intermediate Sources	\$ 571,406	\$ 571,406	\$ 477,039	\$ (94,367)
5800	State Program Revenues	1,054,766	1,054,766	1,187,906	133,140
5020	Total Revenues	<u>1,626,172</u>	<u>1,626,172</u>	<u>1,664,945</u>	<u>38,773</u>
	EXPENDITURES:				
	Debt Service:				
0071	Principal on Long Term Debt	610,000	610,000	690,000	(80,000)
0072	Interest on Long Term Debt	1,067,900	1,067,900	985,973	81,927
0073	Bond Issuance Cost and Fees	1,000	1,000	400	600
6030	Total Expenditures	<u>1,678,900</u>	<u>1,678,900</u>	<u>1,676,373</u>	<u>2,527</u>
1200	Net Changes in Fund Balances	(52,728)	(52,728)	(11,428)	41,300
0100	Fund Balance - July 1 (Beginning)	-	239,349	239,349	-
3000	Fund Balance - June 30 (Ending)	<u>\$ (52,728)</u>	<u>\$ 186,621</u>	<u>\$ 227,921</u>	<u>\$ 41,300</u>

SAN ELIZARIO ISD
BALANCE SHEET
GOVERNMENTAL FUNDS - UNAUDITED
AS OF APRIL 30, 2022

Data Control Codes	General Fund	Other Funds	Total Governmental Funds	
ASSETS				
1110	Cash and Cash Equivalents	\$ 11,407,441	\$ 869,367	\$ 12,276,808
1220	Property Taxes - Delinquent	563,438	52,669	616,107
1230	Allowance for Uncollectible Taxes (Credit)	(52,273)	(4,696)	(56,968)
1240	Receivables from Other Governments	814,289	2,944,785	3,759,074
1250	Accrued Interest	1,125	-	1,125
1260	Due from Other Funds	3,364,042	289,569	3,653,611
1300	Inventories	196,414	-	196,414
1410	Prepayments	-	-	-
1000	Total Assets	<u>16,294,476</u>	<u>4,151,694</u>	<u>20,446,172</u>
LIABILITIES				
2110	Accounts Payable	252,422	107,865	360,287
2150	Payroll Deductions and Withholdings Payable	50	-	50
2160	Accrued Wages Payable	1,881,401	264,632	2,146,033
2170	Due to Other Funds	1,126,425	2,575,075	3,701,500
2180	Due to Other Governments	-	2,500	2,500
2200	Accrued Expenditures	79,129	-	79,129
2300	Unearned Revenues	62,224	2,845	65,069
2000	Total Liabilities	<u>3,401,651</u>	<u>2,952,917</u>	<u>6,354,568</u>
DEFERRED INFLOWS OF RESOURCES				
2601	Unavailable Revenue - Property Taxes	511,165	47,974	559,139
2600	Total Deferred Inflows of Resources	<u>511,165</u>	<u>47,974</u>	<u>559,139</u>
FUND BALANCES				
Nonspendable Fund Balance:				
3410	Inventories	134,190	-	134,190
Restricted Fund Balance:				
3450	Federal or State Funds Grant Restriction	933,423	147,320	1,080,743
3470	Capital Acquisition and Contractual Obligation	-	621,502	621,502
3480	Retirement of Long-Term Debt	-	227,922	227,922
3490	Other Restricted Fund Balance	-	154,060	154,060
3510	Committed Fund Balance - Construction	-	-	-
3600	Unassigned Fund Balance	11,314,047	-	11,314,047
3000	Total Fund Balances	<u>12,381,660</u>	<u>1,150,804</u>	<u>13,532,464</u>
4000	Total Liabilities, Deferred Inflows & Fund Balances	<u>\$ 16,294,476</u>	<u>\$ 4,151,695</u>	<u>\$ 20,446,171</u>

SAN ELIZARIO ISD
STATEMENT OF REVENUES, EXPENDITURES, AND CHANGES IN FUND BALANCE
GOVERNMENTAL FUNDS - UNAUDITED
FOR THE TEN MONTHS ENDING APRIL 30, 2022

Data Control Codes	General Fund	Other Funds	Total Governmental Funds
REVENUES:			
5700 Total Local and Intermediate Sources	\$ 2,815,540	\$ 561,268	\$ 3,376,808
5800 State Program Revenues	22,340,648	1,234,127	23,574,775
5900 Federal Program Revenues	4,151,491	6,637,468	10,788,959
5020 Total Revenues	<u>29,307,679</u>	<u>8,432,863</u>	<u>37,740,542</u>
EXPENDITURES:			
Current:			
0011 Instruction	14,761,897	4,369,405	19,131,302
0012 Instructional Resources and Media Services	350,144	52,287	402,431
0013 Curriculum Instructional Staff Development	168,838	1,021,601	1,190,439
0021 Instructional Leadership	633,026	110,986	744,012
0023 School Leadership	1,792,166	138,185	1,930,351
0031 Guidance, Counseling and Evaluation Services	1,038,329	121,433	1,159,762
0032 Social Work Services	207,892	6,147	214,039
0033 Health Services	334,878	134,516	469,394
0034 Student (Pupil) Transportation	984,871	42,005	1,026,876
0035 Food Services	2,283,061	111,441	2,394,502
0036 Extracurricular Activities	777,868	87,153	865,021
0041 General Administration	1,358,002	31,035	1,389,037
0051 Facilities Maintenance and Operations	3,368,085	822,738	4,190,823
0052 Security and Monitoring Services	793,253	49,476	842,729
0053 Data Processing Services	1,199,509	18,441	1,217,950
0061 Community Services	29,462	213,135	242,597
Debt Service:			
0071 Principal on Long Term Debt	-	690,000	690,000
0072 Interest on Long Term Debt	-	985,973	985,973
0073 Bond Issuance Cost and Fees	-	400	400
Capital Outlay:			
0081 Facilities Acquisition and Construction	148,274	178,483	326,757
Intergovernmental:			
0099 Other Intergovernmental Charges	30,082	-	30,082
6030 Total Expenditures	<u>30,259,637</u>	<u>9,184,840</u>	<u>39,444,477</u>
1100 Excess (Deficiency) of Revenues Over(Under) Expenditures	<u>(951,958)</u>	<u>(751,977)</u>	<u>(1,703,935)</u>
OTHER FINANCING SOURCES (USES)			
7912 Sale of Real and Personal Property	37,937	-	37,937
7915 Transfers In	-	-	-
8911 Transfers Out (Use)	-	-	-
7080 Total Other Financing Sources (Uses)	<u>37,937</u>	<u>-</u>	<u>37,937</u>
1200 Net Change in Fund Balances	<u>(914,021)</u>	<u>(751,977)</u>	<u>(1,665,998)</u>
0100 Fund Balance - July 1 (Beginning)	13,295,680	1,902,777	15,198,457
1300 Prior Period Adjustment	-	-	-
3000 Fund Balance - June 30 (Ending)	<u>\$ 12,381,659</u>	<u>\$ 1,150,800</u>	<u>\$ 13,532,459</u>

SAN ELIZARIO ISD
 COMBINING STATEMENT OF REVENUES, EXPENSES AND CHANGES IN FUND NET POSITION
 INTERNAL SERVICE FUNDS - UNAUDITED
 FOR THE TEN MONTHS ENDING APRIL 30, 2022

	753 Self Insurance Health Fund	770 Self Insurance W/ Comp Fund	Total Internal Service Funds
OPERATING REVENUES:			
Local and Intermediate Sources	\$ 3,495,645	\$ 226,114	\$ 3,721,759
Total Operating Revenues	<u>3,495,645</u>	<u>226,114</u>	<u>3,721,759</u>
OPERATING EXPENSES:			
Professional and Contracted Services	3,517,354	204,018	3,721,372
Other Operating Costs	776,390	-	776,390
Total Operating Expenses	<u>4,293,744</u>	<u>204,018</u>	<u>4,497,762</u>
Operating Income (Loss)	<u>(798,099)</u>	<u>22,096</u>	<u>(776,003)</u>
NONOPERATING REVENUES (EXPENSES):			
Earnings from Temporary Deposits & Investments	286	1,420	1,706
Total Nonoperating Revenues (Expenses)	<u>286</u>	<u>1,420</u>	<u>1,706</u>
Income (Loss) Before Transfers	(797,813)	23,516	(774,297)
Transfer In	-	-	-
Change in Net Position	<u>(797,813)</u>	<u>23,516</u>	<u>(774,297)</u>
Total Net Position - July 1 (Beginning)	<u>231,150</u>	<u>1,120,987</u>	<u>1,352,137</u>
Total Net Position - June 30 (Ending)	<u>\$ (566,663)</u>	<u>\$ 1,144,503</u>	<u>\$ 577,840</u>



San Elizario ISD
P.O. Box 920
San Elizario, TX 79849
Phone 915.872.3900
Fax 915.872.3903

MEMORANDUM

To: Members of the Board of Trustees
From: Norberto Rivas, Chief Financial Officer
Subject: Financial Reports – Investment Report
Date: June 8, 2022

HISTORY: Not less than quarterly, the investment officer shall prepare and submit to the board a written report of investment transactions for all funds covered by the Public Funds Investment Act for the preceding report period in accordance with section 2256.023 of the Texas Government Code.

RATIONALE: The purpose of this agenda item is to present that investment report which is attached to this memo.

BUDGET IMPACT: Interest earned by fund is summarized in the investment report which is attached to this memo.

ADMINISTRATIVE RECOMMENDATION: This report is for information only.

Please check one: For approval Report / Information only Recognition only

San Elizario ISD's mission is to graduate students with skills to meet the demands of a changing world by promoting student success as non-negotiable, channeling resources to match learning needs of students, employ and retain a quality staff so that San Elizario is a proud, innovative and academically superior district

**San Elizario I.S.D.
Statement of Interest Earned
For The Ten Months Ending April 30, 2022**

General Fund	\$	19,152.20
Interest & Sinking (Debt Service) Fund	\$	806.93
Capital Projects Fund	\$	227.90
Health Insurance Fund	\$	286.11
Workers Compensation Fund	\$	1,419.55
Total	\$	<u>21,892.69</u>

We, the undersigned Investment Officers, do hereby certify that the above investment information, is in compliance with Board Policy (CDA Local) and requirements stated in Sec. 2256.023 of the PFIA.

Norberto Rivas

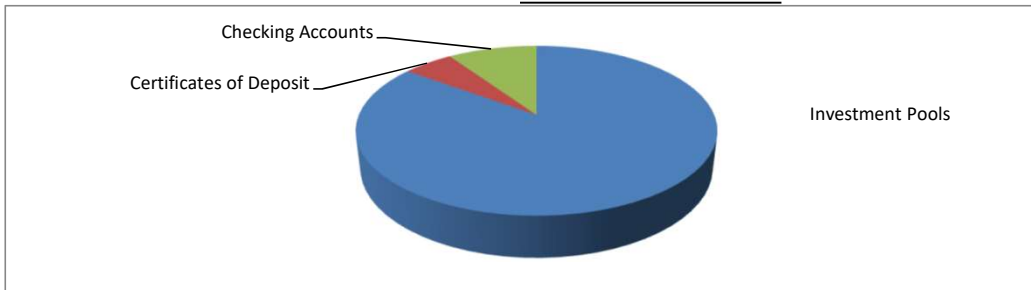
Chief Financial Officer

May 23, 2022

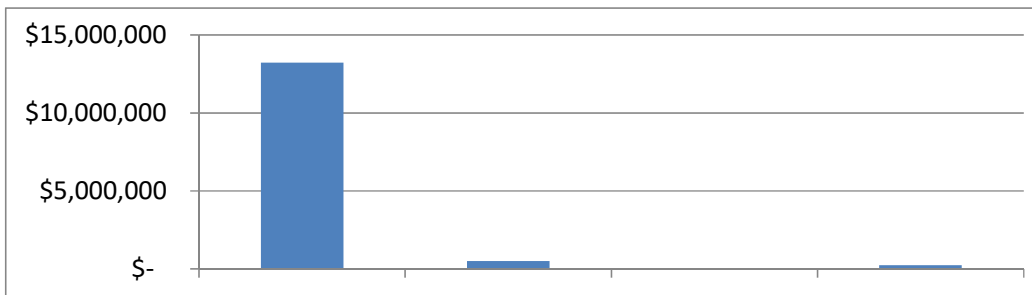
Date

Portfolio Diversification

By Investment Type	Current Market Value	Portfolio %
Investment Pools	\$ 11,883,973	85.10%
Certificates of Deposit	\$ 750,000	5.37%
Checking Accounts	\$ 1,331,062	9.53%
	<u>\$ 13,965,034</u>	



By Investment Maturity	Current Market Value	Portfolio %
Overnight	\$ 13,215,034	94.63%
0 - 1 Year	\$ 500,000	3.58%
1 - 2 Years	\$ -	0.00%
2 + years	\$ 250,000	1.79%
	<u>\$ 13,965,034</u>	



General Fund

Wells Fargo- General Operating Checking Account

<i>Beginning Date</i>	<i>Ending Date</i>	<i>Maturity</i>	<i>Bank Balance</i>	<i>Interest Rate</i>	<i>Interest Earned</i>
01-Jul-21	31-Jul-21	Overnight	\$ 1,889,584.09	0.00%	\$ -
01-Aug-21	31-Aug-21	Overnight	\$ 1,700,036.71	0.00%	\$ -
01-Sep-21	30-Sep-21	Overnight	\$ 983,591.87	0.00%	\$ -
01-Oct-21	31-Oct-21	Overnight	\$ 491,694.35	0.00%	\$ -
01-Nov-21	30-Nov-21	Overnight	\$ 1,176,487.34	0.00%	\$ -
01-Dec-21	31-Dec-21	Overnight	\$ 1,100,951.88	0.00%	\$ -
01-Jan-22	31-Jan-22	Overnight	\$ 1,766,112.98	0.00%	\$ -
01-Feb-22	28-Feb-22	Overnight	\$ 1,523,177.32	0.00%	\$ -
01-Mar-22	31-Mar-22	Overnight	\$ 1,323,222.26	0.00%	\$ -
01-Apr-22	30-Apr-22	Overnight	\$ 1,051,793.12	0.00%	\$ -
01-May-22	31-May-22	Overnight	\$ -	0.00%	\$ -
01-Jun-22	30-Jun-22	Overnight	\$ -	0.00%	\$ -
Interest Earned:					\$ -

Wells Fargo- Food Service Checking Account

<i>Beginning Date</i>	<i>Ending Date</i>	<i>Maturity</i>	<i>Bank Balance</i>	<i>Interest Rate</i>	<i>Interest Earned</i>
01-Jul-21	31-Jul-21	Overnight	\$ 16,986.48	0.00%	\$ -
01-Aug-21	31-Aug-21	Overnight	\$ 31,147.04	0.00%	\$ -
01-Sep-21	30-Sep-21	Overnight	\$ 47,442.65	0.00%	\$ -
01-Oct-21	31-Oct-21	Overnight	\$ 53,922.30	0.00%	\$ -
01-Nov-21	30-Nov-21	Overnight	\$ 67,627.05	0.00%	\$ -
01-Dec-21	31-Dec-21	Overnight	\$ 77,786.00	0.00%	\$ -
01-Jan-22	31-Jan-22	Overnight	\$ 85,411.90	0.00%	\$ -
01-Feb-22	28-Feb-22	Overnight	\$ 95,689.59	0.00%	\$ -
01-Mar-22	31-Mar-22	Overnight	\$ 107,015.78	0.00%	\$ -
01-Apr-22	30-Apr-22	Overnight	\$ 116,982.85	0.00%	\$ -
01-May-22	31-May-22	Overnight	\$ -	0.00%	\$ -
01-Jun-22	30-Jun-22	Overnight	\$ -	0.00%	\$ -
Interest Earned:					\$ -

Lone Star Investment Pool- Corporate Overnight Plus Fund

<i>Beginning Date</i>	<i>Ending Date</i>	<i>Maturity</i>	<i>Bank Balance</i>	<i>Interest Rate</i>	<i>Interest Earned</i>
01-Jul-21	31-Jul-21	Overnight	\$ 6,837,661.35	0.09%	\$ 553.13
01-Aug-21	31-Aug-21	Overnight	\$ 4,268,055.36	0.08%	\$ 436.90
01-Sep-21	30-Sep-21	Overnight	\$ 6,426,222.12	0.08%	\$ 323.01
01-Oct-21	31-Oct-21	Overnight	\$ 5,966,849.08	0.08%	\$ 382.42
01-Nov-21	30-Nov-21	Overnight	\$ 6,044,132.45	0.08%	\$ 380.25
01-Dec-21	31-Dec-21	Overnight	\$ 4,780,869.47	0.10%	\$ 360.60
01-Jan-22	31-Jan-22	Overnight	\$ 7,626,181.50	0.12%	\$ 542.59
01-Feb-22	28-Feb-22	Overnight	\$ 6,175,296.10	0.14%	\$ 758.01
01-Mar-22	31-Mar-22	Overnight	\$ 6,009,919.16	0.28%	\$ 1,452.97
01-Apr-22	30-Apr-22	Overnight	\$ 3,287,276.89	0.46%	\$ 1,992.39
01-May-22	31-May-22	Overnight	\$ -	0.00%	\$ -
01-Jun-22	30-Jun-22	Overnight	\$ -	0.00%	\$ -
Interest Earned:					\$ 7,182.27

Lone Star Investment Pool- Corporate Overnight Fund

<i>Beginning Date</i>	<i>Ending Date</i>	<i>Maturity</i>	<i>Bank Balance</i>	<i>Interest Rate</i>	<i>Interest Earned</i>
01-Jul-21	31-Jul-21	Overnight	\$ 348,829.63	0.08%	\$ 25.09
01-Aug-21	31-Aug-21	Overnight	\$ 348,848.05	0.06%	\$ 18.42
01-Sep-21	30-Sep-21	Overnight	\$ 348,863.20	0.05%	\$ 15.15
01-Oct-21	31-Oct-21	Overnight	\$ 348,879.20	0.05%	\$ 16.00
01-Nov-21	30-Nov-21	Overnight	\$ 348,897.03	0.06%	\$ 17.83
01-Dec-21	31-Dec-21	Overnight	\$ 348,958.72	0.07%	\$ 22.10
01-Jan-22	31-Jan-22	Overnight	\$ 348,985.98	0.09%	\$ 27.26
01-Feb-22	28-Feb-22	Overnight	\$ 349,016.25	0.11%	\$ 30.27
01-Mar-22	31-Mar-22	Overnight	\$ 349,088.95	0.25%	\$ 72.70
01-Apr-22	30-Apr-22	Overnight	\$ 349,210.28	0.42%	\$ 121.33
01-May-22	31-May-22	Overnight	\$ -	0.00%	\$ -
01-Jun-22	30-Jun-22	Overnight	\$ -	0.00%	\$ -
Interest Earned:					\$ 366.15

Lone Star Investment Pool- Government Overnight Fund

<i>Beginning Date</i>	<i>Ending Date</i>	<i>Maturity</i>	<i>Bank Balance</i>	<i>Interest Rate</i>	<i>Interest Earned</i>
01-Jul-21	31-Jul-21	Overnight	\$ 173,545.65	0.01%	\$ 0.72
01-Aug-21	31-Aug-21	Overnight	\$ 198,996.35	0.01%	\$ 0.82
01-Sep-21	30-Sep-21	Overnight	\$ 329,982.26	0.01%	\$ 0.93
01-Oct-21	31-Oct-21	Overnight	\$ 353,854.74	0.01%	\$ 1.50
01-Nov-21	30-Nov-21	Overnight	\$ 600,135.17	0.01%	\$ 1.77
01-Dec-21	31-Dec-21	Overnight	\$ 1,440,801.94	0.01%	\$ 4.03
01-Jan-22	31-Jan-22	Overnight	\$ 2,213,605.64	0.01%	\$ 11.97
01-Feb-22	28-Feb-22	Overnight	\$ 2,732,678.10	0.02%	\$ 49.49
01-Mar-22	31-Mar-22	Overnight	\$ 2,869,304.65	0.11%	\$ 260.22
01-Apr-22	30-Apr-22	Overnight	\$ 2,940,123.76	0.25%	\$ 588.39
01-May-22	31-May-22	Overnight	\$ -	0.00%	\$ -
01-Jun-22	30-Jun-22	Overnight	\$ -	0.00%	\$ -
Interest Earned:					\$ 919.84

Texas CLASS Investment Pool- General Fund

<i>Beginning Date</i>	<i>Ending Date</i>	<i>Maturity</i>	<i>Bank Balance</i>	<i>Interest Rate</i>	<i>Interest Earned</i>
01-Jul-21	31-Jul-21	Overnight	\$ 3,186,405.30	0.06%	\$ 166.37
01-Aug-21	31-Aug-21	Overnight	\$ 3,186,542.19	0.05%	\$ 136.89
01-Sep-21	30-Sep-21	Overnight	\$ 3,186,658.08	0.04%	\$ 115.89
01-Oct-21	31-Oct-21	Overnight	\$ 3,186,775.93	0.04%	\$ 117.85
01-Nov-21	30-Nov-21	Overnight	\$ 3,186,917.08	0.05%	\$ 141.15
01-Dec-21	31-Dec-21	Overnight	\$ 3,187,104.50	0.07%	\$ 187.42
01-Jan-22	31-Jan-22	Overnight	\$ 3,187,365.74	0.10%	\$ 261.24
01-Feb-22	28-Feb-22	Overnight	\$ 3,187,666.21	0.12%	\$ 300.47
01-Mar-22	31-Mar-22	Overnight	\$ 3,188,439.75	0.29%	\$ 773.54
01-Apr-22	30-Apr-22	Overnight	\$ 3,189,676.88	0.47%	\$ 1,237.13
01-May-22	31-May-22	Overnight	\$ -	0.00%	\$ -
01-Jun-22	30-Jun-22	Overnight	\$ -	0.00%	\$ -
Interest Earned:					\$ 3,437.95

GECU- Certificate of Deposit (Date Opened: 4/21/2021 Maturity Date: 4/21/2024)

<i>Beginning Date</i>	<i>Ending Date</i>	<i>Maturity</i>	<i>Bank Balance</i>	<i>Interest Rate</i>	<i>Interest Earned</i>
01-Jul-21	31-Jul-21	2+ Years	\$ 250,000.00	0.80%	\$ 169.86
01-Aug-21	31-Aug-21	2+ Years	\$ 250,000.00	0.80%	\$ 169.86
01-Sep-21	30-Sep-21	2+ Years	\$ 250,000.00	0.80%	\$ 164.38
01-Oct-21	31-Oct-21	2+ Years	\$ 250,000.00	0.80%	\$ 169.86
01-Nov-21	30-Nov-21	2+ Years	\$ 250,000.00	0.80%	\$ 164.38
01-Dec-21	31-Dec-21	2+ Years	\$ 250,000.00	0.80%	\$ 169.86
01-Jan-22	31-Jan-22	2+ Years	\$ 250,000.00	0.80%	\$ 169.86
01-Feb-22	28-Feb-22	2+ Years	\$ 250,000.00	0.80%	\$ 153.42
01-Mar-22	31-Mar-22	2+ Years	\$ 250,000.00	0.80%	\$ 169.86
01-Apr-22	30-Apr-22	2+ Years	\$ 250,000.00	0.80%	\$ 164.38
01-May-22	31-May-22	2+ Years	\$ -	0.80%	\$ -
01-Jun-22	30-Jun-22	2+ Years	\$ -	0.80%	\$ -
Interest Earned:					\$ 1,665.72

FLFCU- Certificate of Deposit (Date Opened: 11/6/2019 Maturity Date: 11/6/2022)

<i>Beginning Date</i>	<i>Ending Date</i>	<i>Maturity</i>	<i>Bank Balance</i>	<i>Interest Rate</i>	<i>Interest Earned</i>
01-Jul-21	31-Jul-21	1 - 2 years	\$ 250,000.00	1.93%	\$ 409.79
01-Aug-21	31-Aug-21	1 - 2 years	\$ 250,000.00	1.93%	\$ 409.79
01-Sep-21	30-Sep-21	1 - 2 years	\$ 250,000.00	1.93%	\$ 396.58
01-Oct-21	31-Oct-21	1 - 2 years	\$ 250,000.00	1.93%	\$ 409.79
01-Nov-21	30-Nov-21	1 - 2 years	\$ 250,000.00	1.93%	\$ 396.58
01-Dec-21	31-Dec-21	0 - 1 years	\$ 250,000.00	1.93%	\$ 409.79
01-Jan-22	31-Jan-22	0 - 1 years	\$ 250,000.00	1.93%	\$ 409.79
01-Feb-22	28-Feb-22	0 - 1 years	\$ 250,000.00	1.93%	\$ 370.14
01-Mar-22	31-Mar-22	0 - 1 years	\$ 250,000.00	1.93%	\$ 409.79
01-Apr-22	30-Apr-22	0 - 1 years	\$ 250,000.00	1.93%	\$ 396.58
01-May-22	31-May-22	0 - 1 years	\$ -	1.93%	\$ -
01-Jun-22	30-Jun-22	0 - 1 years	\$ -	1.93%	\$ -
Interest Earned:					\$ 4,018.62

Bank of Texas- Certificate of Deposit (Date Opened: 5/25/2020 Maturity Date: 5/25/2022)

<i>Beginning Date</i>	<i>Ending Date</i>	<i>Maturity</i>	<i>Bank Balance</i>	<i>Interest Rate</i>	<i>Interest Earned</i>
01-Jul-21	31-Jul-21	0 - 1 year	\$ 250,000.00	0.75%	\$ 159.24
01-Aug-21	31-Aug-21	0 - 1 year	\$ 250,000.00	0.75%	\$ 159.25
01-Sep-21	30-Sep-21	0 - 1 year	\$ 250,000.00	0.75%	\$ 154.11
01-Oct-21	31-Oct-21	0 - 1 year	\$ 250,000.00	0.75%	\$ 159.25
01-Nov-21	30-Nov-21	0 - 1 year	\$ 250,000.00	0.75%	\$ 154.10
01-Dec-21	31-Dec-21	0 - 1 year	\$ 250,000.00	0.75%	\$ 159.25
01-Jan-22	31-Jan-22	0 - 1 year	\$ 250,000.00	0.75%	\$ 159.25
01-Feb-22	28-Feb-22	0 - 1 year	\$ 250,000.00	0.75%	\$ 143.84
01-Mar-22	31-Mar-22	0 - 1 year	\$ 250,000.00	0.75%	\$ 159.25
01-Apr-22	30-Apr-22	0 - 1 year	\$ 250,000.00	0.75%	\$ 154.11
01-May-22	31-May-22	0 - 1 year	\$ -	0.75%	\$ -
01-Jun-22	30-Jun-22	0 - 1 year	\$ -	0.75%	\$ -
Interest Earned:					\$ 1,561.65

Total General Fund Interest Earned **\$ 19,152.20**

Interest & Sinking Fund (Debt Service)

Lone Star Investment Pool- Corporate Overnight Plus Fund

<i>Beginning Date</i>	<i>Ending Date</i>	<i>Maturity</i>	<i>Bank Balance</i>	<i>Interest Rate</i>	<i>Interest Earned</i>
01-Jul-21	31-Jul-21	Overnight	\$ 304,547.93	0.09%	\$ 23.89
01-Aug-21	31-Aug-21	Overnight	\$ 304,569.64	0.08%	\$ 21.71
01-Sep-21	30-Sep-21	Overnight	\$ 304,589.57	0.08%	\$ 19.93
01-Oct-21	31-Oct-21	Overnight	\$ 20,994.94	0.08%	\$ 17.38
01-Nov-21	30-Nov-21	Overnight	\$ 20,996.40	0.08%	\$ 1.46
01-Dec-21	31-Dec-21	Overnight	\$ 845,249.22	0.10%	\$ 68.82
01-Jan-22	31-Jan-22	Overnight	\$ 845,336.95	0.12%	\$ 87.73
01-Feb-22	28-Feb-22	Overnight	\$ 845,425.53	0.14%	\$ 88.58
01-Mar-22	31-Mar-22	Overnight	\$ 845,625.31	0.28%	\$ 199.78
01-Apr-22	30-Apr-22	Overnight	\$ 203,777.54	0.46%	\$ 175.07
01-May-22	31-May-22	Overnight	\$ -	0.00%	\$ -
01-Jun-22	30-Jun-22	Overnight	\$ -	0.00%	\$ -
Interest Earned:					\$ 704.35

Lone Star Investment Pool- Government Overnight Fund

<i>Beginning Date</i>	<i>Ending Date</i>	<i>Maturity</i>	<i>Bank Balance</i>	<i>Interest Rate</i>	<i>Interest Earned</i>
01-Jul-21	31-Jul-21	Overnight	\$ 50,042.39	0.01%	\$ 0.21
01-Aug-21	31-Aug-21	Overnight	\$ 53,621.27	0.01%	\$ 0.23
01-Sep-21	30-Sep-21	Overnight	\$ 57,088.84	0.01%	\$ 0.23
01-Oct-21	31-Oct-21	Overnight	\$ 60,786.71	0.01%	\$ 0.26
01-Nov-21	30-Nov-21	Overnight	\$ 89,565.50	0.01%	\$ 0.30
01-Dec-21	31-Dec-21	Overnight	\$ 242,433.17	0.01%	\$ 0.65
01-Jan-22	31-Jan-22	Overnight	\$ 383,664.63	0.01%	\$ 2.05
01-Feb-22	28-Feb-22	Overnight	\$ 485,622.01	0.02%	\$ 8.80
01-Mar-22	31-Mar-22	Overnight	\$ 509,644.74	0.11%	\$ 46.23
01-Apr-22	30-Apr-22	Overnight	\$ 21,774.52	0.25%	\$ 43.62
01-May-22	31-May-22	Overnight	\$ -	0.00%	\$ -
01-Jun-22	30-Jun-22	Overnight	\$ -	0.00%	\$ -
Interest Earned:					\$ 102.58

Total Debt Service Fund Interest Earned **\$ 806.93**

Capital Projects Fund

2015 Bond Construction Fund - Government Overnight Fund

<i>Beginning Date</i>	<i>Ending Date</i>	<i>Maturity</i>	<i>Bank Balance</i>	<i>Interest Rate</i>	<i>Interest Earned</i>
01-Jul-21	31-Jul-21	Overnight	\$ 1,417,090.53	0.01%	\$ 6.15
01-Aug-21	31-Aug-21	Overnight	\$ 1,417,096.69	0.01%	\$ 6.16
01-Sep-21	30-Sep-21	Overnight	\$ 1,316,322.34	0.01%	\$ 5.94
01-Oct-21	31-Oct-21	Overnight	\$ 720,950.64	0.01%	\$ 5.30
01-Nov-21	30-Nov-21	Overnight	\$ 633,632.69	0.01%	\$ 3.02
01-Dec-21	31-Dec-21	Overnight	\$ 626,318.53	0.01%	\$ 2.74
01-Jan-22	31-Jan-22	Overnight	\$ 626,322.56	0.01%	\$ 4.03
01-Feb-22	28-Feb-22	Overnight	\$ 621,753.89	0.02%	\$ 11.84
01-Mar-22	31-Mar-22	Overnight	\$ 621,811.07	0.11%	\$ 57.18
01-Apr-22	30-Apr-22	Overnight	\$ 621,936.61	0.25%	\$ 125.54
01-May-22	31-May-22	Overnight	\$ -	0.00%	\$ -
01-Jun-22	30-Jun-22	Overnight	\$ -	0.00%	\$ -
Interest Earned:					\$ 227.90

Total Capital Projects Fund Interest Earned **\$ 227.90**

Health Insurance Fund

Wells Fargo- Health Insurance

<i>Beginning Date</i>	<i>Ending Date</i>	<i>Maturity</i>	<i>Bank Balance</i>	<i>Interest Rate</i>	<i>Interest Earned</i>
01-Jul-21	31-Jul-21	Overnight	\$ 223,855.95	0.16%	\$ 63.00
01-Aug-21	31-Aug-21	Overnight	\$ 120,985.62	0.16%	\$ 34.91
01-Sep-21	30-Sep-21	Overnight	\$ 77,259.69	0.16%	\$ 24.19
01-Oct-21	31-Oct-21	Overnight	\$ 487,452.58	0.16%	\$ 44.59
01-Nov-21	30-Nov-21	Overnight	\$ 241,821.95	0.16%	\$ 29.66
01-Dec-21	31-Dec-21	Overnight	\$ 152,745.93	0.16%	\$ 30.03
01-Jan-22	31-Jan-22	Overnight	\$ 56,803.08	0.16%	\$ 17.69
01-Feb-22	28-Feb-22	Overnight	\$ 111,306.24	0.16%	\$ 17.15
01-Mar-22	31-Mar-22	Overnight	\$ 134,649.35	0.16%	\$ 12.25
01-Apr-22	30-Apr-22	Overnight	\$ 94,350.96	0.16%	\$ 12.64
01-May-22	31-May-22	Overnight	\$ -	0.00%	\$ -
01-Jun-22	30-Jun-22	Overnight	\$ -	0.00%	\$ -
Interest Earned:					\$ 286.11
Total Health Insurance Fund Interest Earned					\$ 286.11

Workers Compensation Fund

Wells Fargo- Worker's Compensation

<i>Beginning Date</i>	<i>Ending Date</i>	<i>Maturity</i>	<i>Bank Balance</i>	<i>Interest Rate</i>	<i>Interest Earned</i>
01-Jul-21	31-Jul-21	Overnight	\$ 147,805.80	0.16%	\$ 20.52
01-Aug-21	31-Aug-21	Overnight	\$ 141,583.53	0.16%	\$ 19.56
01-Sep-21	30-Sep-21	Overnight	\$ 52,812.08	0.16%	\$ 14.39
01-Oct-21	31-Oct-21	Overnight	\$ 97,008.45	0.16%	\$ 10.21
01-Nov-21	30-Nov-21	Overnight	\$ 99,358.75	0.16%	\$ 11.78
01-Dec-21	31-Dec-21	Overnight	\$ 101,418.73	0.16%	\$ 13.65
01-Jan-22	31-Jan-22	Overnight	\$ 90,356.57	0.16%	\$ 13.24
01-Feb-22	28-Feb-22	Overnight	\$ 84,243.04	0.16%	\$ 10.77
01-Mar-22	31-Mar-22	Overnight	\$ 78,607.65	0.16%	\$ 11.16
01-Apr-22	30-Apr-22	Overnight	\$ 67,934.76	0.16%	\$ 9.64
01-May-22	31-May-22	Overnight	\$ -	0.00%	\$ -
01-Jun-22	30-Jun-22	Overnight	\$ -	0.00%	\$ -
Interest Earned:					\$ 134.92

Lone Star Investment Pool- Corporate Overnight Fund

<i>Beginning Date</i>	<i>Ending Date</i>	<i>Maturity</i>	<i>Bank Balance</i>	<i>Interest Rate</i>	<i>Interest Earned</i>
01-Jul-21	31-Jul-21	Overnight	\$ 1,183,166.82	0.08%	\$ 85.10
01-Aug-21	31-Aug-21	Overnight	\$ 1,183,229.30	0.06%	\$ 62.48
01-Sep-21	30-Sep-21	Overnight	\$ 1,183,280.67	0.05%	\$ 51.37
01-Oct-21	31-Oct-21	Overnight	\$ 1,183,334.94	0.05%	\$ 54.27
01-Nov-21	30-Nov-21	Overnight	\$ 1,183,395.40	0.06%	\$ 60.46
01-Dec-21	31-Dec-21	Overnight	\$ 1,183,470.34	0.07%	\$ 74.94
01-Jan-22	31-Jan-22	Overnight	\$ 1,183,562.78	0.09%	\$ 92.44
01-Feb-22	28-Feb-22	Overnight	\$ 1,226,833.77	0.11%	\$ 106.31
01-Mar-22	31-Mar-22	Overnight	\$ 1,269,754.83	0.25%	\$ 255.96
01-Apr-22	30-Apr-22	Overnight	\$ 1,270,196.13	0.42%	\$ 441.30
01-May-22	31-May-22	Overnight	\$ -	0.00%	\$ -
01-Jun-22	30-Jun-22	Overnight	\$ -	0.00%	\$ -
Interest Earned:					\$ 1,284.63

Total Worker's Compensation Fund Interest Earned : **\$ 1,419.55**



First Public
12007 Research Blvd.
Austin, Texas 78759
800.558.8875 • firstpublic.com

Fund Performance Update

April 30, 2022

Comments by Mellon, Investment Manager

Custodian Bank: State Street Bank

Investment Managers:

*American Beacon Advisors and
Mellon Investments Corp (Dreyfus)*

The Lone Star Investment Pool is endorsed by:



The Lone Star Investment Pool Information Statement should be read carefully before investing. Investors should consider the investment objectives, risks, changes, and expenses associated with this or any security prior to investing. Investment in Lone Star Investment Pool is not insured or guaranteed by the Federal Deposit Insurance Corporation (FDIC) or any other government agency, and although Lone Star seeks to preserve the value of the investment at a fixed share price, it is possible to lose money by investing in Lone Star. For further information or for an Information Statement contact First Public at 800.558.8875. The return information is net of all current operating expenses. The return represents past performance and is no indication of future results.

U.S. Treasury yields continued their upward trend in April. The yield curve steepened a bit as the two-year note rose 38 basis points versus an increase of 55 basis points for the thirty-year bond. As inflation continues to move to the highest levels in more than 40 years, the market is pricing in a more aggressive Federal Reserve. At the end of April, the Fed funds futures market was pricing in a target rate of 2.75-3.00% by the end of 2022. Less accommodative monetary policy, soaring inflation, and the invasion of Ukraine has put downward pressure on equity prices as the S&P 500 index has lost more than 13% year-to-date. The first estimate of first quarter GDP unexpectedly fell by 1.4% as net exports and inventories were the biggest laggards. The next FOMC meeting is scheduled for May 4th. The market is fully expecting a hike of 50 basis points at that meeting.

Active Participants This Month

Schools and Colleges	573
Other Governmental Entities	79
<i>Total</i>	652



Government Overnight Fund

Return Information

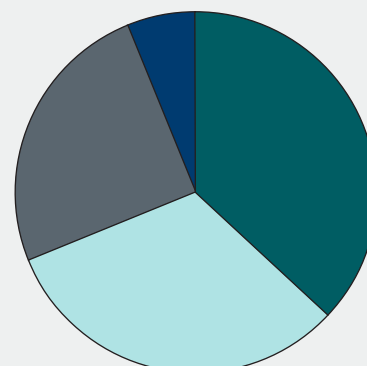
April 30, 2022

Average Monthly Return (a)	0.25%
SEC 7-day Fund Yield (b)	0.27%
Weighted Average Maturity One (c)	20 days
Weighted Average Maturity Two (c)	94 days
Portfolio Maturing beyond One Year	6%
Net Asset Value (NAV)	\$1.00
Annualized Expense Ratio	0.06%
Standard & Poor's Rating	AAAm

Inventory Position

	Book Value	Market Value
Cash/Repo	1,651,523,414.58	1,651,523,414.58
US Treasuries	1,877,904,137.48	1,876,427,119.61
Agencies	1,251,383,869.58	1,251,348,494.00
Money Market Funds	324,153,753.19	324,153,753.19
Total Assets	5,104,965,174.83	5,103,452,781.38

Investment Distribution



Treasuries	37%
Cash Repo	32%
Agencies	25%
Money Market	6%

(a) The return information represents the average annualized rate of return on investments for the time period referenced. Return rates reflect a partial waiver of the Lone Star Investment Pool operating expense. Past performance is no guarantee of future results.

Corporate Overnight Fund

Return Information

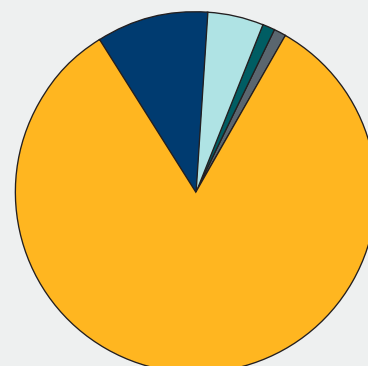
April 30, 2022

Average Monthly Return (a)	0.42%
SEC 7-day Fund Yield (b)	0.48%
Weighted Average Maturity One (c)	23 days
Weighted Average Maturity Two (c)	68 days
Portfolio Maturing beyond One Year	0%
Net Asset Value (NAV)	\$1.00
Annualized Expense Ratio	0.06%
Standard & Poor's Rating	AAAm

Inventory Position

	Book Value	Market Value
Cash/Repo	165,148,306.96	165,148,306.96
US Treasuries	49,999,686.11	49,999,875.00
Agencies	10,000,000.00	10,001,727.35
Commercial Paper	3,071,174,963.84	3,070,481,285.40
Money Market Funds	387,998,605.06	387,996,100.32
Total Assets	3,684,321,561.97	3,683,627,295.03

Investment Distribution



Commercial Paper	83%
Money Market	10%
Cash Repo	5%
Treasuries	1%
Agencies	1%

(b) **SEC 7-Day Yield Calculation**

$$\text{Yield} = 2 \left[\left[\frac{a-b}{cd} + 1 \right]^6 - 1 \right]$$

a - Dividend and interest income
b - Expenses accrued for the period
c - Average daily number of shares outstanding during the period that was entitled to dividends
d - Maximum offering price per share on the last day of the period

Corporate Overnight Plus Fund

Return Information

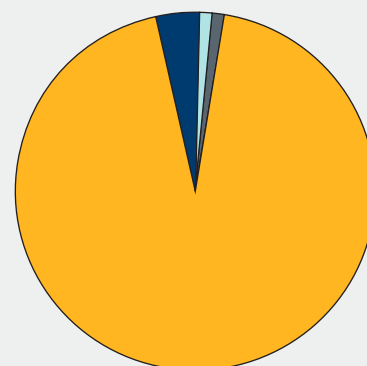
April 30, 2022

Average Monthly Return (a)	0.46%
SEC 7-day Fund Yield (b)	0.50%
Weighted Average Maturity One (c)	26 days
Weighted Average Maturity Two (c)	71 days
Portfolio Maturing beyond One Year	0%
Net Asset Value (NAV)	\$1.00
Annualized Expense Ratio	0.06%
Standard & Poor's Rating	AAAf/S1+

Inventory Position


	Book Value	Market Value
Cash/Repo	30,310,246.50	30,310,246.50
US Treasuries	-	-
Agencies	30,000,000.00	30,005,182.05
Commercial Paper	8,655,523,765.27	8,653,286,861.12
Money Market Funds	360,838,533.69	360,837,209.57
Total Assets	9,076,672,545.46	9,074,439,499.24

Investment Distribution



Commercial Paper	94%
Money Market	4%
Cash/Repo	1%
Agencies	1%

(c) The Weighted Average Maturity One calculation uses the industry standard definition of state maturity for floating rate instruments, the number of days until the next reset date. The Weighted Average Maturity Two calculation uses the final maturity of any floating rate instruments, as opined in Texas Attorney General Opinion No. JC0359.



Texas CLASS

Texas CLASS

Date	Dividend Rate	Daily Yield
04/01/2022	0.000035340	0.4300%
04/02/2022	0.000000000	0.4300%
04/03/2022	0.000000000	0.4300%
04/04/2022	0.000011777	0.4299%
04/05/2022	0.000011942	0.4359%
04/06/2022	0.000012016	0.4386%
04/07/2022	0.000012207	0.4455%
04/08/2022	0.000036261	0.4412%
04/09/2022	0.000000000	0.4412%
04/10/2022	0.000000000	0.4412%
04/11/2022	0.000012264	0.4476%
04/12/2022	0.000012233	0.4465%
04/13/2022	0.000012668	0.4624%
04/14/2022	0.000051012	0.4655%
04/15/2022	0.000000000	0.4655%
04/16/2022	0.000000000	0.4655%
04/17/2022	0.000000000	0.4655%
04/18/2022	0.000013000	0.4745%
04/19/2022	0.000013714	0.5006%
04/20/2022	0.000013987	0.5105%
04/21/2022	0.000014023	0.5118%
04/22/2022	0.000041172	0.5010%
04/23/2022	0.000000000	0.5009%
04/24/2022	0.000000000	0.5009%
04/25/2022	0.000013784	0.5027%
04/26/2022	0.000013935	0.5086%
04/27/2022	0.000014022	0.5118%
04/28/2022	0.000014085	0.5141%
04/29/2022	0.000028492	0.5200%
04/30/2022	0.000000000	0.5200%

Performance results are shown net of all fees and expenses and reflect the reinvestment of dividends and other earnings. Many factors affect performance including changes in market conditions and interest rates and in response to other economic, political, or financial developments. Investment involves risk including the possible loss of principal. No assurance can be given that the performance objectives of a given strategy will be achieved. **Past performance is no guarantee of future results. Any financial and/or investment decision may incur losses.**



**San Elizario Independent School
District**

1050 Chicken Ranch Road
San Elizario, TX 79849-9999
(915) 872-3900

BLANKET/PROJECT PURCHASE

42325

Date: 06/16/2021

Page 1 of 1

VENDOR: 10731

**TO: Flyers Energy, LLC
2360 Lindbergh Street
AUBURN, CA 95602**

**SHIP TO: San Elizario Independent School
200 N. Herring
San Elizario, TX 79849-**

ATTN:

VENDOR PHONE:

VENDOR FAX:

VENDOR EMAIL:

REC. LOC: Transportation

REC. GRP: Transportation

LINE	ITEM	QUANTITY	UOM	ITEM NO.	UNIT PRICE	UNIT DISC.	TOTAL
1		1.00000			134000.00		134000.00
BLANKET PO FOR TRANSPORTATION DEPT. FUEL SCHOOL YEAR 2021-2022 NOTE: PLEASE SEND PO TO TRANS. DEPT. SANDY MARTINEZ / EXT 4659 PO Revision #1							
TOTAL							134000.00

P.O. Source	Account Number	Amount
Project Requisition	199.34.6311.00.834.99	134,000

****Reprint****

INSTRUCTIONS TO VENDORS

1. Reference all packages & packing slips with PO Number
2. Ship prepaid
3. Tax Exempt No. 74 6002231
4. Invoice in duplicate; Attn: Accounts Payable
5. Do not fill order at higher price without Purchasing Dept. approval
6. POs are cancelled if not shipped complete within 90 days.
7. If federal funds (funds starting with a 2 from the first three-digit code in the account number) have been referenced on this PO, these items will need to follow the Federal Regulation 2 CFR 200.322, The Domestic Preferences for Procurements (commonly referenced as Buy American).

**THIS PURCHASE ORDER IS NOT BINDING
UNLESS SIGNED BY A PURCHASING AGENT.**

Herberto Rivas



San Elizario Independent School District

1050 Chicken Ranch Road
San Elizario, TX 79849-9999
(915) 872-3900

BLANKET/PROJECT PURCHASE

42442

Date: 07/09/2021

Page 1 of 1

VENDOR: 5905

**TO: Heist Disposal Service Inc
P.O. Box 370335
El Paso, TX 79937-0335**

**SHIP TO: San Elizario Independent School
200 N. Herring Rd
San Elizario, TX 79849-**

ATTN:

VENDOR PHONE: 915-594-3610

VENDOR FAX:

VENDOR EMAIL:

REC. LOC: Support Services - S. Renteria

REC. GRP: Support Services - S. Renteria

LINE	ITEM	QUANTITY	UOM	ITEM NO.	UNIT PRICE	UNIT DISC.	TOTAL
1		1.00000			28600.00		28600.00
	1- BLANKET PO to cover 2021 - 2022						
	DISTRICT / Waste Disposal Pick Up						
	Not to exceed \$28,600						

	Region 19 Bid 17-7241						
	PO Revision #2						
TOTAL							28600.00

P.O. Source	Account Number	Amount
Project Requisition	199.51.6259.02.860.99	28,600

****Reprint****

INSTRUCTIONS TO VENDORS

1. Reference all packages & packing slips with PO Number
2. Ship prepaid
3. Tax Exempt No. 74 6002231
4. Invoice in duplicate; Attn: Accounts Payable
5. Do not fill order at higher price without Purchasing Dept. approval
6. POs are cancelled if not shipped complete within 90 days.
7. If federal funds (funds starting with a 2 from the first three-digit code in the account number) have been referenced on this PO, these items will need to follow the Federal Regulation 2 CFR 200.322, The Domestic Preferences for Procurements (commonly referenced as Buy American).

**THIS PURCHASE ORDER IS NOT BINDING
UNLESS SIGNED BY A PURCHASING AGENT.**

Herberto Rivas



San Elizario ISD
P.O. Box 920
San Elizario, TX 79849
Phone 915.872.3900
Fax 915.872.3903

MEMORANDUM

To: Members of the Board of Trustees
From: Susana Frescas, Instructional Programs Administrator
Subject: Goal Progress Monitoring – GPM 1.1
Date: June 8, 2022

HISTORY: The SEISD Board of Trustees established Student Outcome Goal 1 as follows:

Goal Progress Measure 1.1:				
Student mathematics performance in grades Pre-K through 2nd will increase from 2020-2021 through 2023- 2024 as measured by the Istation Mathematics Ability Index.				
Performance at the Approaches, Meets, and Master’s Levels will increase annually as indicated in the table below.				
Levels	2020-2021	2021-2022	2022-2023	2023-2024
Approaches	25%	28%	31%	34%
Meets	20%	23%	27%	30%
Masters	10%	13%	17%	20%

RATIONALE: Basic math is used in everyday life and is usually mastered in early elementary school. After children master basic math, they are introduced to more complex types of mathematics; algebra, geometry, and calculus which is measured through STAAR/EOC state assessments. GPM 1.1 measures these foundational skills that students need for future academic success in all academic areas.

BUDGET: The cost of Istation is included in each elementary campus’ Campus Improvement Plan.

ADMINISTRATIVE RECOMMENDATION: It is recommended that the Board approve the progress of GPM 1.1 as presented.

Please check one: For approval Report / Information only Recognition only

San Elizario ISD’s mission is to graduate students with skills to meet the demands of a changing world by promoting student success as non-negotiable, channeling resources to match learning needs of students, employ and retain a quality staff so that San Elizario is a proud, innovative and academically superior district



San Elizario ISD
 P.O. Box 920
 San Elizario, TX 79849
 Phone 915.872.3900
 Fax 915.872.3903

MEMORANDUM

To: Members of the Board of Trustees
From: Susana Frescas, Instructional Programs Administrator
Subject: Goal Progress Monitoring – GPM 2.1
Date: June 8, 2022

HISTORY: The SEISD Board of Trustees established Student Outcome Goal 2 as follows:

Student reading performance in grades Pre-K through 2nd will increase from 2020-2021 through 2023-2024 as measured by the Istation Overall Reading Ability Index. Performance at the Approaches, Meets, and Master’s Levels will increase annually as indicated in the table below.

Goal Progress Measure 2.1 (English):

Levels	2020-2021	2021-2022	2022-2023	2023-2024
Approaches	21%	23%	25%	27%
Meets	14%	16%	18%	20%
Masters	8%	10%	12%	14%

Goal Progress Measure 2.1 (Spanish):

Levels	2020-2021	2021-2022	2022-2023	2023-2024
Approaches	20%	22%	25%	26%
Meets	14%	16%	18%	20%
Masters	12%	14%	16%	18%

RATIONALE: Foundational reading skills are necessary and important components of effective reading instruction designed to develop proficient readers with the capacity to comprehend texts across a range of genres and disciplines. GPM 2.1 measures the foundation students need for future academic success through the grades. They will, eventually, be measured through the state mandated tests of STAAR/EOC as well.

BUDGET: The cost of Istation is included in each elementary campus’ Campus Improvement Plan.

ADMINISTRATIVE RECOMMENDATION: It is recommended that the Board approve the progress of GPM 2.1 as presented.

Please check one: For approval Report / Information only Recognition only

San Elizario ISD’s mission is to graduate students with skills to meet the demands of a changing world by promoting student success as non-negotiable, channeling resources to match learning needs of students, employ and retain a quality staff so that San Elizario is a proud, innovative and academically superior district

Goal Progress Monitoring

GPM 1.1 and GPM 2.1

Board of Trustees Presentation

May 2022



Goal Progress Monitoring

GPM 1.1 Math



Board Progress Monitoring Report

Student Outcome Goal 1

Overall Goal Evaluation

Student Mathematics performance on the STAAR/EOC in grades 3-12 will increase annually through 2023-2024 at the Approaches, Meets, and Masters Levels.

Approaches Level=Met Expected Progress
Meets Level=Progress Needed
Masters Level=Progress Needed

Goal Progress Measure (GPM) 1.1:

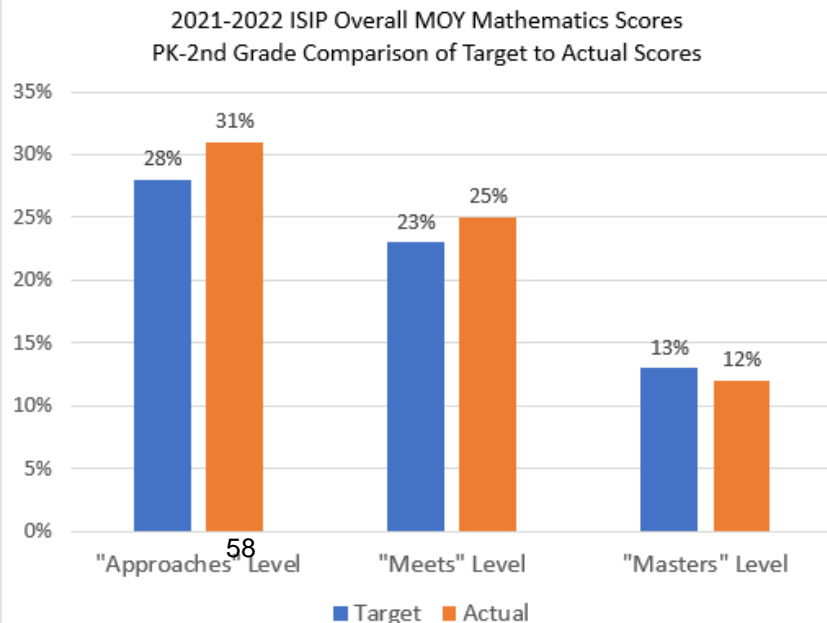
Student Mathematics performance in Grades Pre-K through 2nd will increase from 2020-2021 through 2023-2024 as measured by the IStation Mathematics Ability Index.

The graph illustrates that at the Approaches Level, we were +3% above target for the end-of-year (EOY) mathematics performance on Istation when comparing our actual performance to the targets.

At the Meets Level, the average score was +2% above the target.

At the Masters Level, the average score was 1% below the target.

The work needed to fill the learning gaps is ongoing.



Tiers

Levels

Recommend **intensive** intervention (targeted small-group interventions or one-on-one.)

Recommend **intensive** intervention (targeted small-group interventions or one-on-one.)

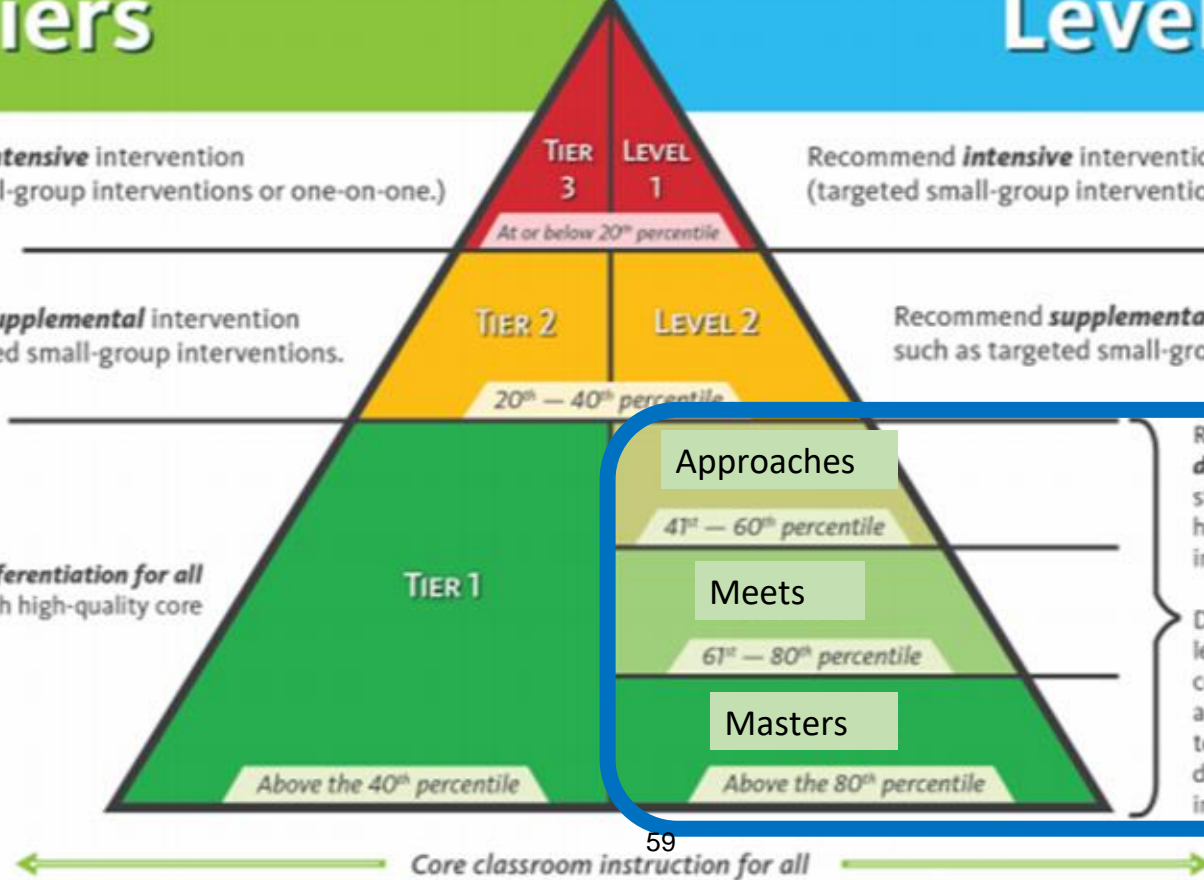
Recommend **supplemental** intervention such as targeted small-group interventions.

Recommend **supplemental** intervention such as targeted small-group interventions.

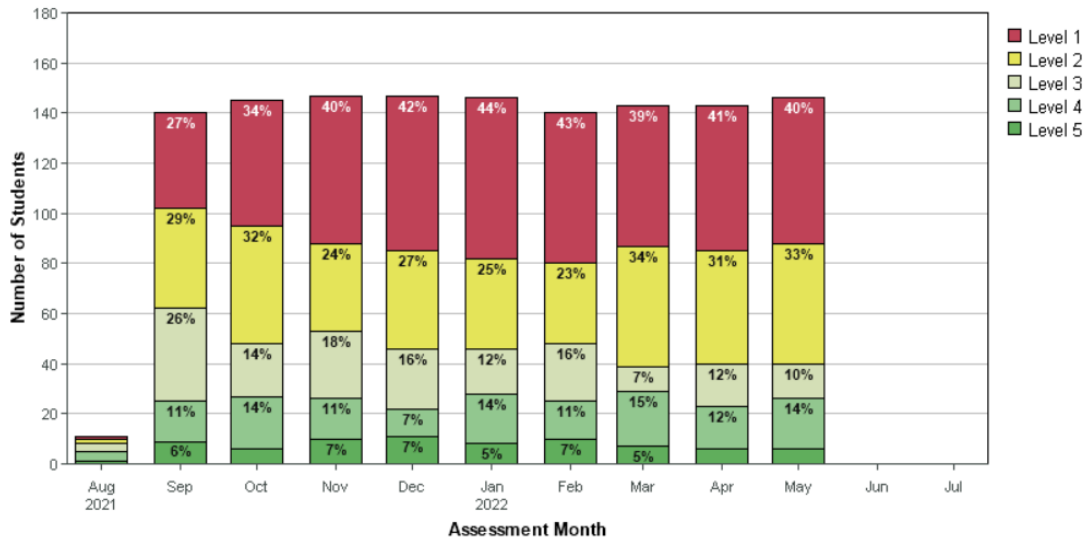
Recommend **differentiation for all** students through high-quality core instruction.

Recommend **differentiation for all** students through high-quality core instruction.

Delineation of top 3 levels serves as communication tool and can be used by teachers to differentiate core instruction.



Pre-K - Overall Math



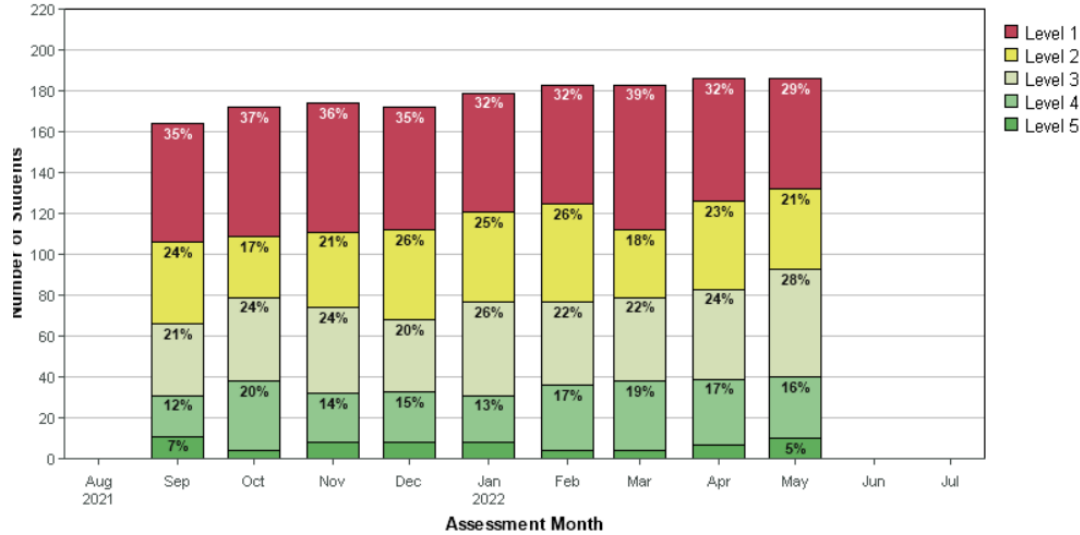
Level 3	Level 4	Level 5
Approaches Grade Level	Meets Grade Level	Masters Grade Level
Approaches Grade Level or Above		
Meets Grade Level or Above		Masters Grade Level

School	January			February			March			April			May							
Loya- PK	# tested	Level 3	Level 4	Level 5	# tested	Level 3	Level 4	Level 5	# tested	Level 3	Level 4	Level 5	# tested	Level 3	Level 4	Level 5				
	146	18	20	8	140	23	15	10	143	10	22	7	143	17	17	6	146	14	20	6

60

EOY Total Masters Level = 6

Kindergarten - Overall Math



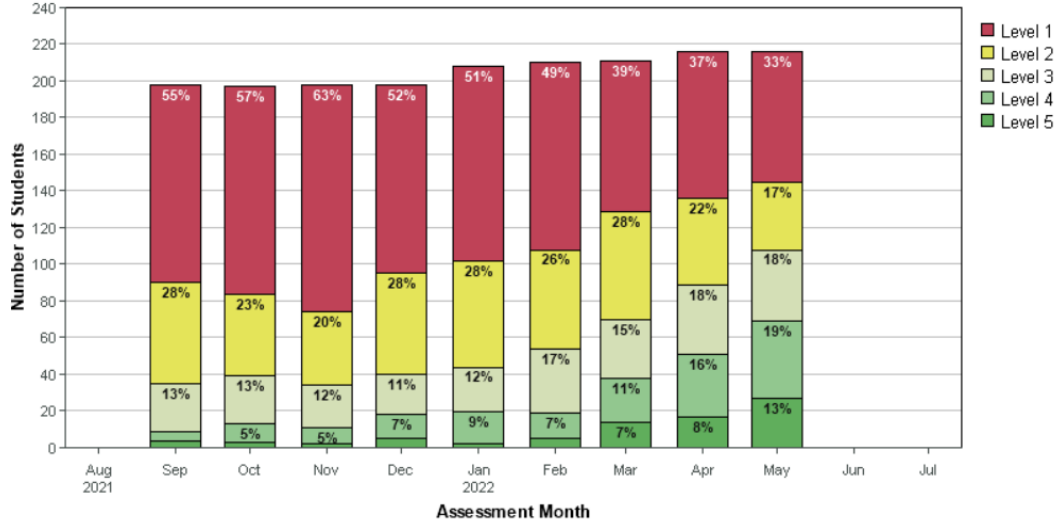
Level 3	Level 4	Level 5
Approaches Grade Level	Meets Grade Level	Masters Grade Level
Approaches Grade Level or Above		
Meets Grade Level or Above		Masters Grade Level

School	January			February			March			April			May							
Sambrano - Kinder	# tested	Level 3	Level 4	Level 5	# tested	Level 3	Level 4	Level 5	# tested	Level 3	Level 4	Level 5	# tested	Level 3	Level 4	Level 5	# tested	Level 3	Level 4	Level 5
	179	46	23	8	183	41	32	4	183	41	34	4	186	44	32	7	186	53	30	10

61

EOY Total Masters Level = 10

1st Grade - Overall Math

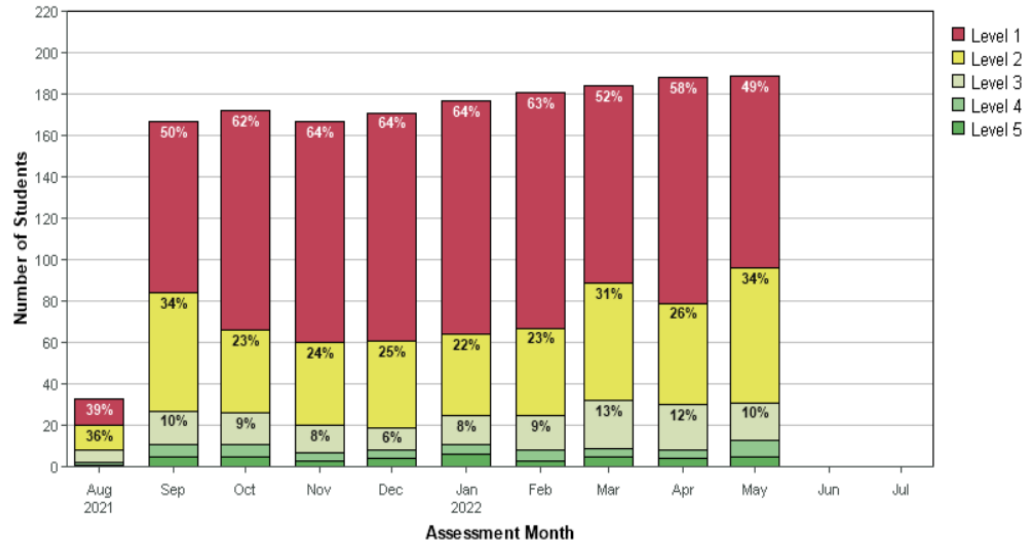


Level 3	Level 4	Level 5
Approaches Grade Level	Meets Grade Level	Masters Grade Level
Approaches Grade Level or Above		
Meets Grade Level or Above		Masters Grade Level

School	January			February			March			April			May							
Sambrano – 1st Grade	# tested	Level 3	Level 4	Level 5	# tested	Level 3	Level 4	Level 5	# tested	Level 3	Level 4	Level 5	# tested	Level 3	Level 4	Level 5	# tested	Level 3	Level 4	Level 5
	208	24	18	2	210	35	14	5	211	32	24	14	216	38	34	17	216	39	42	27

EOY Total Masters Level = 27

2nd Grade - Overall Math



Level 3	Level 4	Level 5
Approaches Grade Level	Meets Grade Level	Masters Grade Level
Approaches Grade Level or Above		
Meets Grade Level or Above		Masters Grade Level

School	January			February			March			April			May							
Sambrano – 2nd Grade	# tested	Level 3	Level 4	Level 5	# tested	Level 3	Level 4	Level 5	# tested	Level 3	Level 4	Level 5	# tested	Level 3	Level 4	Level 5	# tested	Level 3	Level 4	Level 5
	177	14	5	6	181	17	5	3	184	23	4	5	188	22	4	4	189	18	8	5

63

EOY Total Masters Level = 5

PK Small Group Interventions – Math

- Teachers provide Guided Math to meet the needs of all students (interventions differentiated by group/tier)
- Teachers and instructional aides focus on number representation and ten frame with simple addition computation
- All interventions occur during the instructional day
- Daily routine of morning calendar is done to build recognition of numbers and colors, to include patterns, 10-frame, and addition based on student tiers

K-2 Small Group Interventions – Math

- Teachers provide systematic and explicit instruction in small groups differentiated by tier
- Teachers use formative assessments to adjust instruction accordingly to meet the needs of the learners
- Teachers create research-based lessons to meet the needs of the learners based on their tier
- Teachers use visual representations such as number lines, graphs, problem solving models, manipulatives to teach mathematical concepts

Goal Progress Monitoring

GPM 2.1 Reading



Board Progress Monitoring Report

Student Outcome Goal 2

Overall Goal Evaluation

Student Reading performance on the STAAR/EOC in grades 3-12 will increase annually through 2023-2024 at the Approaches, Meets, and Masters Levels.

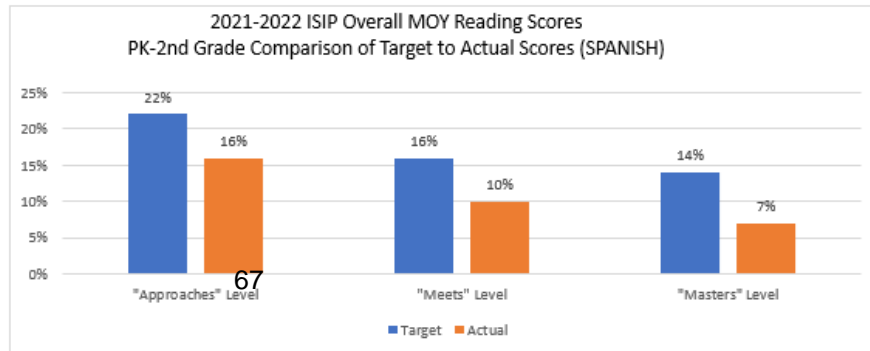

Approaches Level=Progress Needed
Meets Level=Progress Needed
Masters Level=Progress Needed

Goal Progress Measure (GPM) 2.1: Student Reading performance in Grades Pre-K through 2nd will increase from 2020-2021 through 2023-2024 as measured by the IStation Overall Reading Ability Index.

The graphs illustrate the comparison of our 2021-2022 targets for Istation reading in grades PK-2 to our actual End-of-Year (EOY) performance. One graph is for English testers and the other is for Spanish testers. Both graphs show similar trends.

At all 3 performance levels, our actual performance is lower than our targets.

There is work to be done to fill the learning gaps. This work is intense and is ongoing.



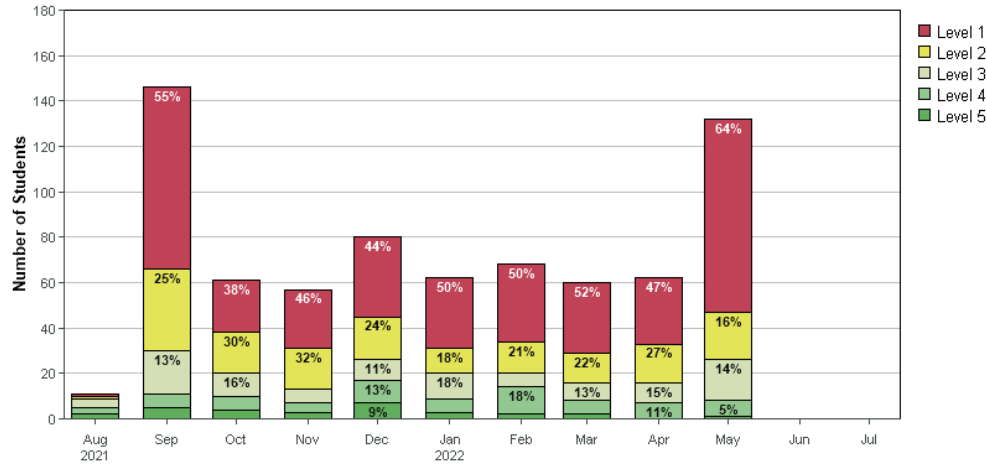
Level Movement

ISIP™ Early Reading results for San Elizario Ind School Dist

School Year 2021/2022



Pre-K - Overall Reading



Level 3	Level 4	Level 5
Approaches Grade Level	Meets Grade Level	Masters Grade Level
Approaches Grade Level or Above		
Meets Grade Level or Above		Masters Grade Level

School	January			February			March			April			May							
Loya- PK	# tested	Level 3	Level 4	Level 5	# tested	Level 3	Level 4	Level 5	# tested	Level 3	Level 4	Level 5	# tested	Level 3	Level 4	Level 5	# tested	Level 3	Level 4	Level 5
	62	11	6	3	68	6	12	2	60	8	6	2	62	9	7	0	132	18	7	1

68

EOY Total Masters Level = 1

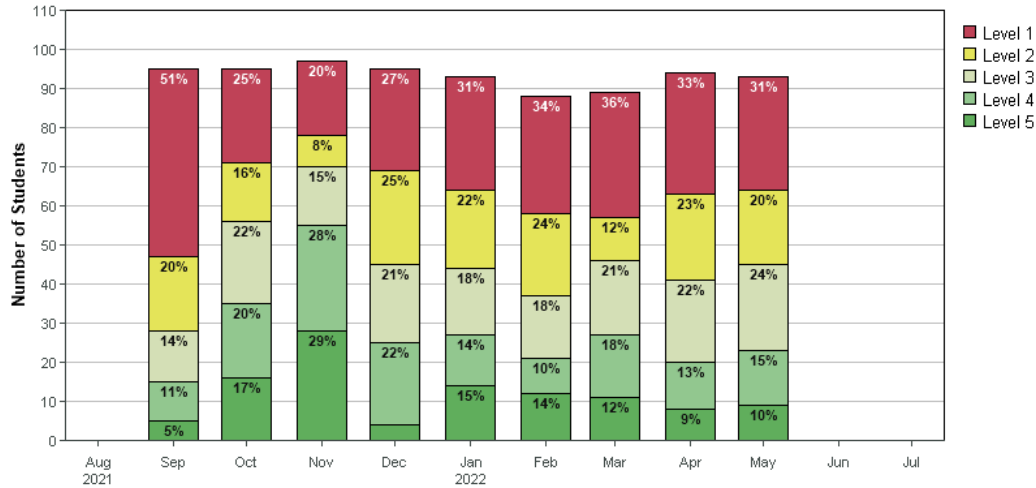
Level Movement

ISIP™ Lectura Temprana results for San Elizario Ind School Dist

School Year 2021/2022



Pre-K - Overall Reading



Level 3	Level 4	Level 5
Approaches Grade Level	Meets Grade Level	Masters Grade Level
Approaches Grade Level or Above		
Meets Grade Level or Above		Masters Grade Level

School	January				February				March				April				May			
Loya- PK	# tested	Level 3	Level 4	Level 5	# tested	Level 3	Level 4	Level 5	# tested	Level 3	Level 4	Level 5	# tested	Level 3	Level 4	Level 5	# tested	Level 3	Level 4	Level 5
	92	17	13	12	88	16	9	12	89	19	16	11	94	21	12	8	93	22	14	9

69

EOY Total Masters Level = 9

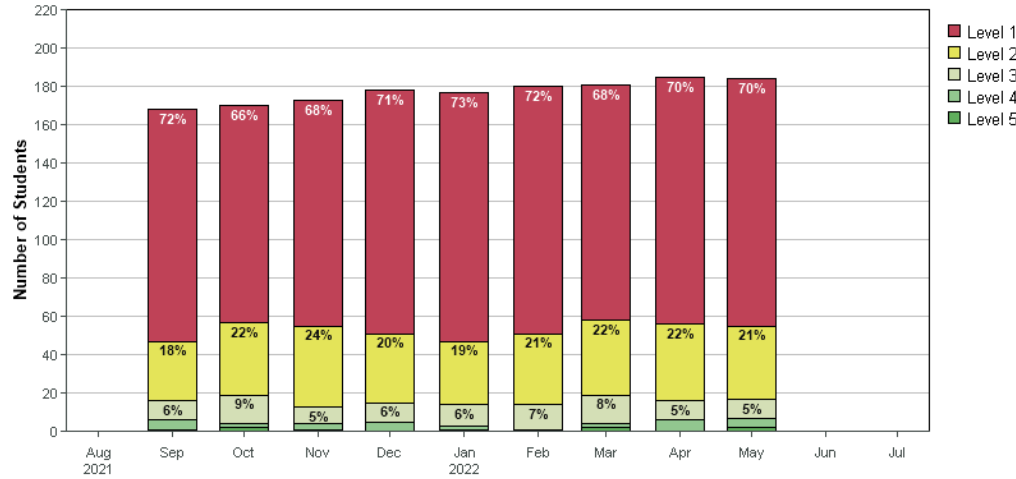
Level Movement

ISIP™ Early Reading results for San Elizario Ind School Dist

School Year 2021/2022



Kindergarten - Overall Reading



Level 3	Level 4	Level 5
Approaches Grade Level	Meets Grade Level	Masters Grade Level
Approaches Grade Level or Above		
Meets Grade Level or Above		Masters Grade Level

School	January			February			March			April			May							
Sambrano - Kinder	# tested	Level 3	Level 4	Level 5	# tested	Level 3	Level 4	Level 5	# tested	Level 3	Level 4	Level 5	# tested	Level 3	Level 4	Level 5	# tested	Level 3	Level 4	Level 5
	177	11	2	1	180	13	0	1	181	15	2	2	185	10	6	0	184	10	5	2

70

EOY Total Masters Level = 2

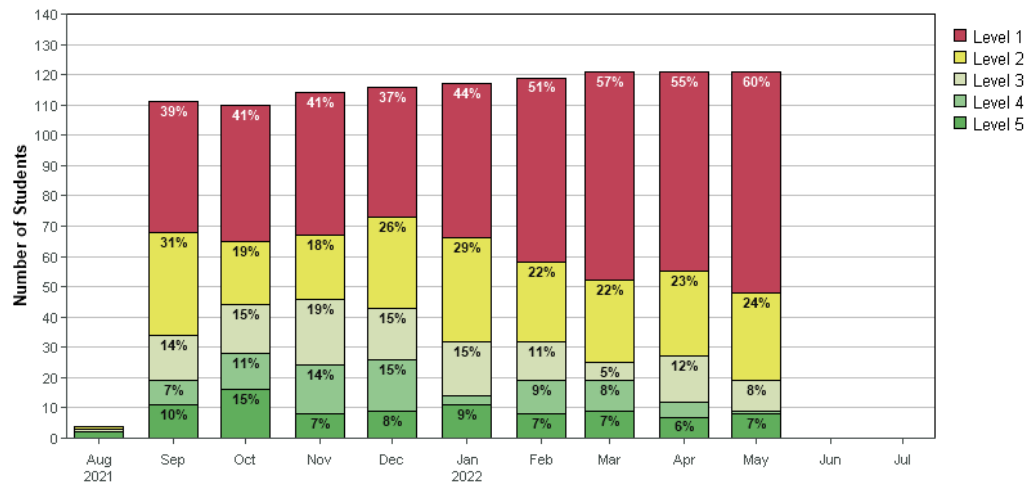
Level Movement

ISIP™ Lectura Temprana results for San Elizario Ind School Dist

School Year 2021/2022



Kindergarten - Overall Reading



Level 3	Level 4	Level 5
Approaches Grade Level	Meets Grade Level	Masters Grade Level
Approaches Grade Level or Above		
Meets Grade Level or Above		Masters Grade Level

School	January			February			March			April			May							
Sambrano - Kinder	# tested	Level 3	Level 4	Level 5	# tested	Level 3	Level 4	Level 5	# tested	Level 3	Level 4	Level 5	# tested	Level 3	Level 4	Level 5	# tested	Level 3	Level 4	Level 5
	117	18	3	11	119	13	11	8	121	6	10	9	121	15	5	7	121	10	1	8

71

EOY Total Masters Level = 8

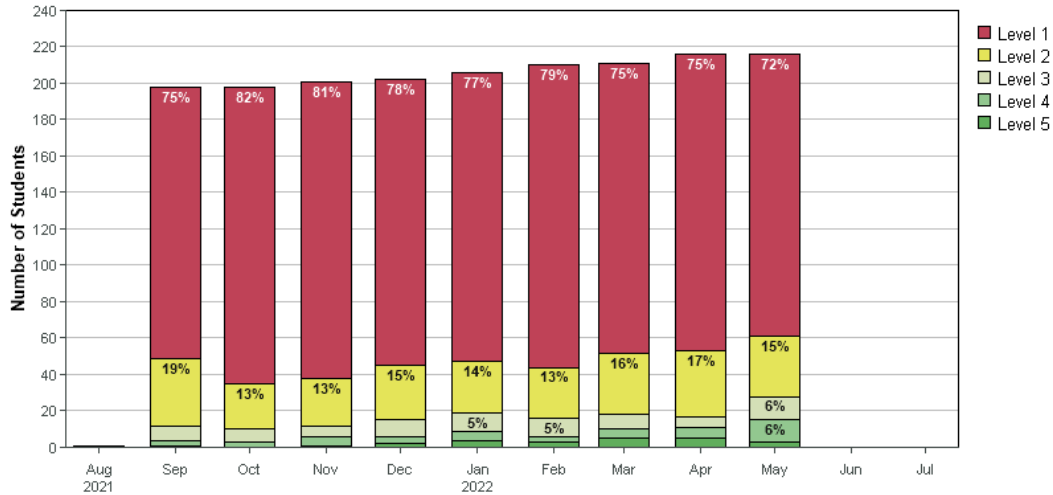
Level Movement

ISIP™ Early Reading results for San Elizario Ind School Dist

School Year 2021/2022



1st Grade - Overall Reading



Level 3	Level 4	Level 5
Approaches Grade Level	Meets Grade Level	Masters Grade Level
Approaches Grade Level or Above		
Meets Grade Level or Above		Masters Grade Level

School	January			February			March			April			May							
Sambrano – 1st Grade	# tested	Level 3	Level 4	Level 5	# tested	Level 3	Level 4	Level 5	# tested	Level 3	Level 4	Level 5	# tested	Level 3	Level 4	Level 5	# tested	Level 3	Level 4	Level 5
	206	10	5	4	210	10	3	3	211	8	5	5	216	6	6	5	216	13	12	3

72

EOY Total Masters Level = 3

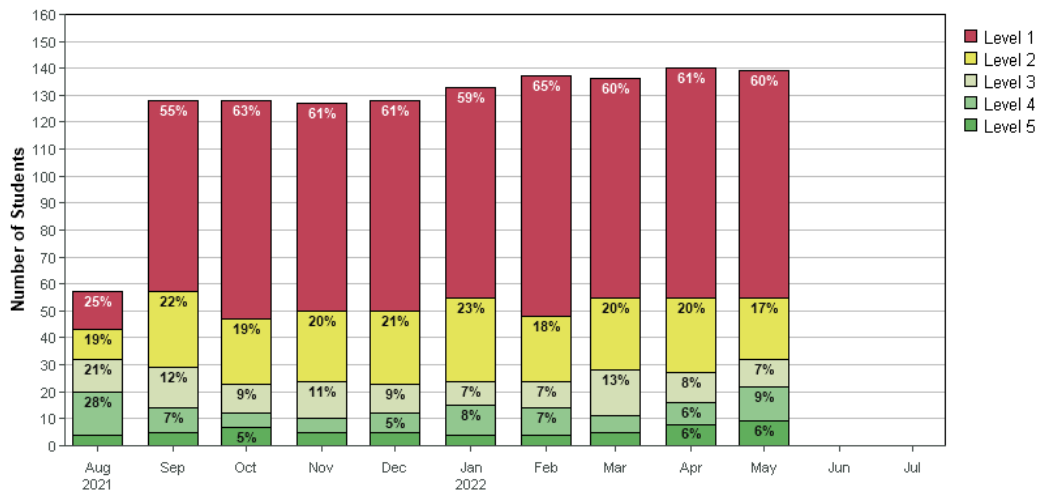
Level Movement

ISIP™ Lectura Temprana results for San Elizario Ind School Dist

School Year 2021/2022



1st Grade - Overall Reading



Level 3	Level 4	Level 5
Approaches Grade Level	Meets Grade Level	Masters Grade Level
Approaches Grade Level or Above		
Meets Grade Level or Above		Masters Grade Level

School	January			February			March			April			May							
Sambrano - 1st Grade	# tested	Level 3	Level 4	Level 5	# tested	Level 3	Level 4	Level 5	# tested	Level 3	Level 4	Level 5	# tested	Level 3	Level 4	Level 5	# tested	Level 3	Level 4	Level 5
	133	9	11	4	137	10	10	4	136	17	6	5	140	11	8	8	139	10	13	9

73

EOY Total Masters Level = 9

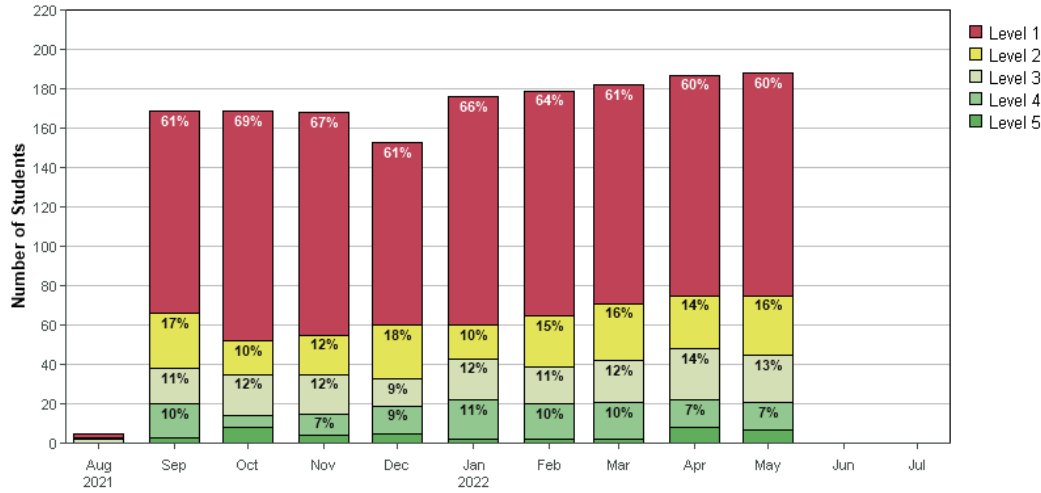
Level Movement

ISIP™ Early Reading results for San Elizario Ind School Dist

School Year 2021/2022



2nd Grade - Overall Reading



Level 3	Level 4	Level 5
Approaches Grade Level	Meets Grade Level	Masters Grade Level
Approaches Grade Level or Above		
Meets Grade Level or Above		Masters Grade Level

School	January			February			March			April			May							
Sambrano-2nd Grade	# tested	Level 3	Level 4	Level 5	# tested	Level 3	Level 4	Level 5	# tested	Level 3	Level 4	Level 5	# tested	Level 3	Level 4	Level 5	# tested	Level 3	Level 4	Level 5
	176	21	20	2	179	19	18	2	182	21	19	2	187	26	14	8	188	24	14	7

74

EOY Total Masters Level = 7

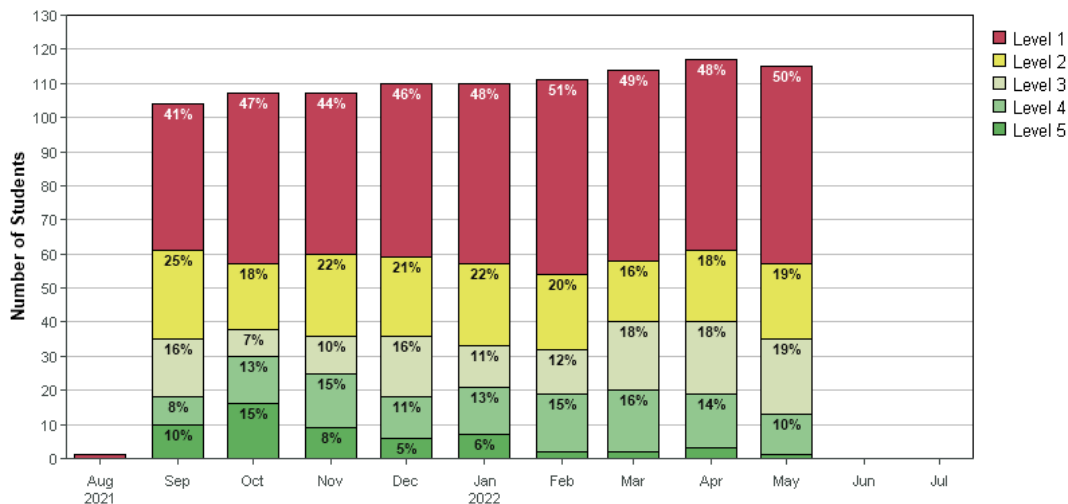
Level Movement

ISIP™ Lectura Temprana results for San Elizario Ind School Dist

School Year 2021/2022



2nd Grade - Overall Reading



Level 3	Level 4	Level 5
Approaches Grade Level	Meets Grade Level	Masters Grade Level
Approaches Grade Level or Above		
Meets Grade Level or Above		Masters Grade Level

School	January			February			March			April			May							
Sambrano-2nd Grade	# tested	Level 3	Level 4	Level 5	# tested	Level 3	Level 4	Level 5	# tested	Level 3	Level 4	Level 5	# tested	Level 3	Level 4	Level 5	# tested	Level 3	Level 4	Level 5
	110	12	14	7	111	13	17	2	114	20	18	2	117	21	16	3	115	22	12	1

75

EOY Total Masters Level = 1

PK Small Group Interventions – Reading

- Teachers provide small group instruction to meet the needs of all students differentiated by group/tier
- Special programs instructional staff assist in providing reading interventions to students in levels 1 and 2
- All interventions occur during the instructional day
- Teacher and Instructional Aides focus on letter sound and formation daily, as differentiated by tier
- Daily routine of morning calendar is done to build phonemic awareness and letter recognition

K-2 Small Group Interventions – Reading

- Teacher providing focus and targeted instruction based on data analysis
- Teacher working with small groups/guided groups addressing student's needs or gaps using explicit and systematic lessons
- Teacher teaching research-based lessons to support diverse learners based on their tier level
- Teachers using formative assessments to assess student academic performances
- Teacher and student conferences focused on student goal setting

Administrative Recommendation:

**Approve the progress of
GPM 1.1 and 2.1 as presented.**



Regular Meeting

Wednesday, May 11, 2022 5:30 PM

SEISD Administration Office, 1050 Chicken Ranch Road, San Elizario, TX 79849

1. GENERAL FUNCTIONS

1.A. Call Meeting to Order

The meeting was called to order at 5:30 p.m.

1.B. Roll Call

The following Board of Trustees were present:
Sandra Licon, Board President; Myrna Hernandez,
Board Vice President; Michelle Garcia, Secretary;
Eduardo Chavez, Trustee; Axel Lopez, Trustee.

Superintendent, Dr. Jeannie Meza-Chavez, was also
in attendance.

Board Trustee Fernie Madrid and Martin Chavarria
were absent.

1.C. Pledge of Allegiance

1.D. San Elizario ISD Mission Statement

Mrs. Licon recited the District's mission
statement.

2. OPEN FORUM (five minute limit)

No Items were presented during Open Forum

3. DISTRICT RECOGNITIONS

3.A. The Great Khalid Foundation Mother's Day Essay Contest Winner - Andre Luna

Ms. Teresa Wilks, Principal at Borrego Elementary
School, recognized student Andre Luna with a
certificate for his accomplishment.

3.B. Recognition of Literary Anthology Champions' Edition Winners

Instructional Officers, Ms. Georgina Diaz and Ms.
Anna Alvarez, recognized all student winners with
a certificate for their accomplishments.

Superintendent, Dr. Jeannie Meza-Chavez,
recognized both instructional officers for their
efforts towards SEISD students.

3.C. Recognition of Career and Technology Education Students

3.C.1. Industry Certifications

CTE Coordinator, Ms. Sandra Sanchez recognized CTE Students who obtained industry Certification along with the respective Teachers with a certificate.

3.C.2. Skills USA and Business Professionals of America Participants

CTE Coordinator, Ms. Sandra Sanchez, recognized CTE Students and teachers who participated in Skills USA and Business Professional of America with a certificate.

3.C.3. 2022 Skills USA Texas IT Quiz Bowl State Champions

CTE Coordinator, Ms. Sandra Sanchez, recognized CTE Students who obtained the 2022 Skills USA Texas IT Quiz Bowl State Championship and their Teacher with a certificate.

Superintendent, Dr. Jeannie Meza-Chavez, advised the students a commemorative champions' monument will be added to the pathway of champions; student names will be engraved into the monument.

3.D. Recognition of San Elizario High School Concert Band and Band Directors

Band Students performed their musical routine.

Associate Superintendent, Dr. Rogelio Segovia, recognized concert band students and their directors for a job well done.

Associate Superintendent, Dr. Rogelio Segovia, recognized Ms. Sheila Gomez-Holguin, Literary Anthology Champions' Edition Parent Winner.

3.E. Recognition of Student Athletes

3.E.1. Recognition of San Elizario High School Girls Varsity Soccer Team

Athletic Director, Ms. Christine Jaksch, recognized all team members and their coaches for their achievements

3.E.2. Recognition of San Elizario High School Boys Varsity Soccer Team

Athletic Director, Ms. Christine Jaksch, recognized all team members and their coaches for

their achievements.

3.E.3. Recognition of San Elizario High School Girls Varsity Basketball Team

Athletic Director, Ms. Christine Jaksch, recognized all team members and their coaches for their achievements.

3.E.4. Recognition of San Elizario High School Boys Varsity Basketball Team

Athletic Director, Ms. Christine Jaksch, recognized all team members and their coaches for their achievements.

3.E.5. Recognition of San Elizario High School Varsity Tennis Team

Athletic Director, Ms. Christine Jaksch, recognized all team members and their coaches for their achievements.

3.F. Recognition of School Communicators

Superintendent, Dr. Jeannie Meza-Chavez, recognized Mr. Horacio Hernandez and Ms. Perla Magallon for their role as a School Communicator.

3.G. Introduction of Mr. Alfredo Cardona Jr., Executive Secretary

Superintendent, Dr. Jeannie Meza-Chavez, introduced Mr. Alfredo Cardona Jr. as the new Executive Secretary.

4. NEW BUSINESS / BOARD ACTION ITEMS

4.A. Consider and possible Board action to schedule special meeting(s) for budget workshop May 25, 2022, and for budget adoption on June 14, 2022

Chief Financial Officer, Mr. Norberto Rivas, proposed the dates above for special budget meetings.

A motion was made by Ms. Michelle Garcia to approve the scheduled special budget meetings with the change of Budget adoption to Monday, June 20, 2022, at 5:30 p.m. Mr. Eduardo Chavez seconded the motion. Motion Passed.

4.B. Raise Your Hand Texas Trustee Advocates Program

Board President, Mrs. Sandra Licon, presented key points needed to be worked on before the next training.

1. Listening Circles in community locations
2. Continue working on advocacy plan.

4.B.1. Power Mapping

4.B.2. Developing Your Legislative Agenda

4.B.3. Listening Circles

4.B.4. Building Community Engagement Capacity

4.B.5. Staying Between the Lines During Election Season

4.B.6. Thinking Like a Campaign

4.B.7. Planning for Election Season

4.C. Discussion and possible Board action to discontinue or to continue providing transportation for the upcoming 2022-2023 school year to students within a two-mile radius of the Borrego campus who previously qualified for transportation to Sambrano Elementary prior to attendance boundary changes (ABC) implemented for the 2020 - 2021 school year

Mr. Jesus Martinez, Support Services Director, provided information on the number of ex-Sambrano Elementary students using bus services in this area. He advised the board the area requires two extra drivers to service it; the district has a shortage of drivers. Neighboring students to this exempted area walk to school because their home is within the 2-mile radius of Borrego Elementary. There is a new subdivision near the school that will need transportation due to it being outside the 2-mile radius rule.

Mr. Eduardo Chavez made a motion to discontinue providing transportation for the upcoming 2022-2023 school year to students within a two-mile radius of the Borrego campus who previously qualified for transportation to Sambrano prior to attendance boundary changes.

Mrs. Myrna Hernandez seconded the motion. 4-Yay 1-Ney. Motion passed.

5. CONSENT AGENDA - Consider and possible Board action on

Mrs. Sandra Licon pulled item 5F due to items not being ready. Mr. Rivas explained they are still finalizing the contract with the architect. Mrs. Myrna Hernandez made a motion to approve all the items in the consent agenda except for item 5F. Mr. Eduardo Chavez seconded the motion.

Motion Passed.

5.A. Financial Reports

5.A.1. Tax Report

5.A.2. Financial Statements

5.A.3. Investment Report

5.A.4. Purchase Orders exceeding \$25,000

5.A.4.a. PO# 44879 - Dell Marketing L.P. -
\$204,050.00

5.A.4.b. PO# 44880 - Apple Computer Inc. -
\$31,650.00

5.A.4.c. PO# 44881 - Dell Marketing L.P. -
\$50,917.00

5.A.4.d. PO# 44882 - Dell Marketing L.P. -
\$201,696.00

5.B. Consider and possible Board action to approve interlocal agreement with Region 19 Education Service Center for USDA/TDA products and services.

5.C. Consider and possible Board action to approve resolution approving independent sources for investment training.

5.D. Consider and possible Board action to approve final payment to AREDI Enterprises LLC for construction of the sand volleyball court at the high school (PO#43889)

5.E. Consider and possible Board action to approve contract with Perikin Enterprises LLC for improvement of drop off area and alternate at Alarcon Elementary (RFP#22-1104)

5.F. Consider and possible Board action to approve contract with GA Architecture, Inc. for construction and addition of new building(s) and improvement of student drop off area(s) at Garcia Enriquez MS (RFQ#22-1106)

Mrs. Sandra Licon pulled item 5F due to items not being ready. Mr. Rivas explained they are still finalizing the contract with the architect.

5.G. Goal Progress Monitoring

5.G.1. **GPM 2.2** - Student Reading performance on the IStation Overall Reading Ability Index in 3rd Grade will increase annually from 2021 - 2022 (baseline) through 2023 - 2024 at the Approaches, Meets, and Master's levels,

5.G.2. **GPM 2.3** - Student Reading performance on the IStation Overall Reading Ability Index in 8th Grade will increase annually from the 2021 - 2022 (baseline) through 2023 - 2024 at the Approaches,

Meets, and Master's levels

5.G.3. **GPM 2.4** - Student Reading performance on the TRS Unit Assessments in high school English I and II will increase annually from 2021 - 2022 (baseline) through 2023 - 2024 at the Approaches, Meets, and Master's levels.

5.H. Monitoring Superintendent Constraints

5.H.1. **CPM 2.1** - The number of Principal classroom walkthroughs per week with feedback will increase from 2 in June 2018 to 10 by June 2024.

5.H.2. **CPM 2.2** - The number of Assistant Principal classroom walkthroughs per week with feedback will increase from 2 in June 2018 to 10 by June 2024.

5.I. Allotment & TEKS Certification Form

5.J. Discussion and possible action regarding the approval of the Summer Pay Schedule for Child Nutrition Services

5.K. Affiliation Agreement with University of Arkansas College of Education and Health Professions Eleanor Mann School of Nursing

5.L. Aliviane Memorandum of Understanding and Agreement

5.M. Project BRAVO Memorandum of Understanding and Agreement

5.N. 2022 Summer School Schedule

5.O. Resolution in Support of School Communicators Day

5.P. Consider disposal of surplus property declared obsolete and unnecessary by Superintendent or her Designee, to include disposal of broken furniture and technology equipment according to Administrative discretion and by any reasonable means.

5.P.1. Technology Department

5.P.2. Support Services Department

5.Q. Consider approval of minutes for the following:

5.Q.1. April 13, 2022 - Regular Board Meeting

5.Q.2. April 25, 2022 - Special Board Meeting

6. PRESENTATION / REPORTS / INFORMATION

6.A. Meal Service Update (Information)

6.B. At-a-Glance End of Year Campus Award Ceremony Schedule (Information)

7. EXECUTIVE SESSION

The Board will enter into a closed meeting to discuss personnel matters, to consult with attorney, to discuss real estate matters, to consider recommendations for hiring of personnel or termination of personnel and other personnel matters under Sec. 551.071, 551.072 and 551.074, Texas Gov. Code:

The Board entered a closed meeting at 6:58 p.m.

7.A. Consultation with Legal Counsel regarding Intervention in Public Utility Commission of Texas (PUC) Proceeding PUC Docket No. 52195, SOAH Docket No. 473-21-2606, Application of El Paso Electric Company to Change Rates; Pursuant to Texas Government Code Section 551.071.

7.B. Discussion on Employee / Board / Superintendent Communication

8. THE BOARD WILL RETURN TO OPEN SESSION TO TAKE POSSIBLE ACTION ON THE MATTERS DISCUSSED IN EXECUTIVE SESSION

The Board returned to open session at 8:33 p.m. to take possible actions on the matters discussed in Executive Session.

8.A. Discuss and Take Possible Action Related to Intervention in Public Utility Commission of Texas (PUC) Proceeding PUC Docket No. 52195, SOAH Docket No. 473-21-2606, Application of El Paso Electric Company to Change Rates.

No action was taken

9. NEXT MEETING DATE:

Regular Board Meeting: June 8, 2022, at 5:30 p.m.

10. ADJOURNMENT

A motion was made by Mr. Eduardo Chavez to adjourn the meeting. Ms. Myrna Hernandez seconded the motion. Motion passed. Time: 8:34 p.m.

Board President

Board Secretary

Special Meeting

Wednesday, May 25, 2022 5:30 PM

SEISD Administration Office, 1050 Chicken Ranch Road, San Elizario, TX 79849

1. GENERAL FUNCTIONS

1.A. Call Meeting to Order

The meeting was called to order at 5:30 p.m.

1.B. Roll Call

The following Board of Trustees were present:
Sandra Licon, Board President; Myrna Hernandez,
Board Vice President; Michelle Garcia, Secretary;
Eduardo Chavez, Trustee; Axel Lopez, Trustee.

Superintendent, Dr. Jeannie Meza-Chavez, was also
in attendance.

Board Trustee Fernie Madrid and Martin Chavarria
attended the meeting by videoconference.

1.C. Pledge of Allegiance

1.D. San Elizario ISD Mission Statement

Mrs. Licon recited the District's mission
statement.

2. DISTRICT RECOGNITIONS

2.A. Graduating Class of Migrant Students

Mrs. Beatriz Apodaca introduced and recognized
Migrant Program Students graduating in June 2022.

2.B. U.S. News Ranking - Best High Schools - San Elizario High School is the only comprehensive High School in the El Paso, TX Metro Area Top Ten U.S. News Rankings. Currently Ranking at #8.

Dr. Rogelio Segovia recognized San Elizario High
School Administrators for their continued
efforts.

2.C. Recognition of Track State Champion - Christopher Moreno

Ms. Christine Jaksch recognized state champion
Christopher Moreno and Track Coaches for their
recurring accomplishments.

3. NEW BUSINESS / BOARD ACTION ITEMS

3.A. Budget Workshop #1 2022 - 2023

Mr. Norberto Rivas, Chief Financial Officer, presented Budget Workshop #1 for the 2022-2023 school year.

Mrs. Blanca Cruz, Human Resource Director, presented 2022 - 2023 Compensation Plan.

Mr. Fernie Madrid asked to give everyone a 5% raise. Mr. Martin Chavarria stated teachers should get a hire compensation. Mrs. Michelle Garcia stated she would like to see an equal pay scale raise amongst all the pay grades. Mr. Eduardo Chavez stated we should compete with the market and give raises depending on the district needs. Mr. Fernie Madrid brought up the option to give 6% raise to teachers and 5% to all other employees. Mrs. Myrna Hernandez expressed that was a good option. Mr. Martin Chavarria asked if a 7% raise was feasible for teachers and 5% for other employees. Mr. Noberto Rivas explained a 7% Teacher raise and 5% all other employee raise will be feasible, but it will be borderline. Mrs. Sandra Licon stated she would like to see a 5% percentage for all employees. Mrs. Blanca Cruz stated CNS employees will be compensated differently. Mrs. Blanca Cruz will work on pay scale raises with a 6% raise for Teachers and 5% for all other employees; this does not include CNS Employees.

Mrs. Blanca Cruz presentation proposed to raise eligible CNS employees to a starting pay of \$12/hour. To be able to do this, SEISD would have to offer a flat annual increase of \$2500.00 to eligible CNS employees on the operations support plan except for pay grade 4 and 7. Federal Budget will be used to be able to achieve this.

Mrs. Blanca Cruz recommended to raise non-academic stipends to at least to 90% of market medium. Mr. Eduardo Chavez brought up the option of creating a golf team and a stipend for it. Mrs. Christine Jacksh will research more on this item. Mr. Eduardo Chavez asked about the Mariachi group and stipend. Dr. R Segovia stated district is working on getting mariachi programs started during the 2022-2023 school year. Mr. Eduardo Chavez would like to see non-academic stipend be raised to 100% of market medium.

Mr. Roberto Gallegos presented Health Fund plan for 2022-2023. Mr. Gallegos will present different scenarios for the next meeting.

Mrs. Michelle Garcia stated she does not agree

with the GPS cost for the buses. Mr. Jesus Martinez stated district has the software but still needs hardware for district to innovate transportation bus routes with additional features. Mr. Jesus Martinez will provide more information during next board meeting.

Dr. Jeannie Meza-Chavez wanted to do a recap on items needed to be revised and researched for the next board meeting on June 8, 2022.

The recap included the following items:

1. A 6% raise for Teacher and 5% raise all other employees compared to 5% raise for all employees (CNS is on a separate compensation plan)
2. \$2500 annual raise for CNS employees
3. Golf Team Stipend for Middle School and High School
4. 90% comparison to 100% of medium market for non-academic stipends
5. Insurance scenario rates
6. Transportation GPS Hardware and software

Board Trustee, Mr. Fernie Madrid, logged out of videoconference at 8:12 p.m.

4. **NEXT MEETING DATE:**

Regular Board Meeting: June 8, 2022 at 5:30 p.m.

Special Board Meeting: June 20, 2022 at 5:30 p.m.

5. **ADJOURNMENT**

Motion made by Mrs. Myrna Hernandez to adjourn the meeting. Mr. Eduardo Chavez seconded the motion. Motion passed. **Time: 8:43 p.m.**

Board President

Board Secretary



San Elizario ISD
P.O. Box 920
San Elizario, TX 79849
Phone 915.872.3900
Fax 915.872.3903

MEMORANDUM

To: Members of the Board of Trustees
From: Dr. Jeannie Meza-Chavez, Superintendent
Subject: Far West Texas School Boards Association & TASB Spring Workshop
Date: June 8, 2022

HISTORY:

On Tuesday, May 3, 2022, the Far West Texas School Boards Association & TASB Spring Workshop was held at the ESC Region 19.

Board President Sandra Licon and Superintendent Dr. Jeannie Meza-Chavez were in attendance.

The training program was conducted in the following format:

First General Session: Supporting Student Success Through Board Leadership

Second General Session: Legal Update

Third General Session: Community EmPOWERment and Your School Board

Many of the topics covered included the following: School board Governance, Districts of Innovation, Voting and Elections, COVID-19 Litigation, Grievances, Employment Issues, and School Safety training,

RATIONALE: To obtain all continuing education credits required by the Texas Administrative Code, Chapter 61.1

BUDGET: The cost is covered through the School Board Member/Superintendent Continuing Education Services agreement with the ESC Region 19

ADMINISTRATIVE RECOMMENDATION: The Administration recommends for the Board of Trustees to review the training documents.

Please check one: For approval Report / Information only Recognition only

San Elizario ISD's mission is to graduate students with skills to meet the demands of a changing world by promoting student success as non-negotiable, channeling resources to match learning needs of students, employ and retain a quality staff so that San Elizario is a proud, innovative and academically superior district

Spring Workshop Coordinators

Terri Escandon. Region 19 Education Service Center
Tami Nagar..... Texas Association of School Boards

TASB Officers

President Ted Beard, Longview ISD
President-Elect..... Debbie Gillespie, Frisco ISD
First Vice-President VACANT
Second Vice-President Armando Rodriguez, Canutillo ISD
Secretary-Treasurer Rolinda Schmidt, Kerrville ISD
Immediate Past President Jim Rice, Fort Bend ISD
Executive Director Dan Troxell

Far West Texas School Boards Association and TASB Spring Workshop

Tuesday, May 3, 2022

Education Service Center—Region 19
El Paso, Texas

Program

5 p.m. Registration Opens

5:30–6:30 p.m. First General Session

Supporting Student Success Through Board Leadership

Being a school board member is a big job and sometimes the task can be very challenging. Things can be easier when boards remember to keep student success as their guiding priority. This session is designed to help your board understand what it can do to have a positive effect on student achievement. Learn about the importance of having clear district priorities, monitoring progress of those priorities, thinking about the big picture, and modeling the behaviors you want to see in your district. Research and practice has shown that boards, when working with the superintendent, who focus on some specific areas like these have a positive influence on the district's culture and student success.

Presenter: Orin Moore, Board Consultant, TASB Board Development Services

6:30–6:50 p.m. Dinner and Announcements

7–8 p.m. Second General Session

Legal Update

This presentation with a TASB attorney will update you on legal developments from the courts, commissioner, and attorney general, as well as regulatory agencies. You'll hear the latest legal news affecting public school employees, students, parents, business operations, governance, and more.

Presenter: Joy Baskin, Education Counsel/Associate Executive Director, TASB Policy & Legal Services

8–9 p.m. Third General Session

Community EmPOWERment and Your School Board

As board members, you have taken on the responsibility to act as your community's window into how your district operates. Learn how engaging a diverse cross section of your community equips your board to translate and incorporate local needs and priorities into district-wide policies. Community participation not only ensures that more segments of your district's populations are heard and have a stake in decisions being made, but also informs the board on what the public sees as critical issues.

Presenter: Orin Moore, Board Consultant, TASB Board Development Services

Legal Update: School Law in the News

2022 Spring Workshops



Legal Services

© 2022 Copyright Texas Association of School Boards, Inc. All rights reserved.

1



Clicked?

~~Ripped~~ from the headlines!



Legal Services

© 2022 Copyright Texas Association of School Boards, Inc. All rights reserved.

2



School Board Governance




© 2022 Copyright Texas Association of School Boards, Inc. All rights reserved.

3

Open Meetings

██████ trustees arrested, accused of violating Texas Open Meetings Act

Gentle reminder:
A meeting is an exchange among a quorum about school business – anywhere, anytime, on any device.



© 2022 Copyright Texas Association of School Boards, Inc. All rights reserved.

4

Public Information

Mind your manners on your phones – including call history – if it relates to school business, it’s a public record.

Also: anywhere, anytime, on any device.

board members during historic safety meeting text “...we are fooling around! Lol”

Part 2: KPRC 2 Investigation reveals the districts tough fight to keep board meeting text messages private at the public’s expense

5

Remote Meetings

Entire California school board out after disparaging parents on accidental Zoom broadcast

Members of the Oakley Union Elementary School District board of trustees used profanity to refer to parents.

6

Gentle Reminders

Remote participation is allowed if a quorum is physically present in one location and technical standards must be met.

Consider discussing this as a board before the situation arises. Learn the technology.



© 2022 Copyright Texas Association of School Boards, Inc. All rights reserved.

7

<p>Education · Local News</p> <h3>Two North Texas School Districts Prohibit Signs and Trustee Criticisms at Board Meetings</h3> <p><i>Carroll and Grapevine-Colleyville school boards are implementing new rules that limit public participation in meetings by prohibiting signs and criticism of trustees and staff.</i></p>	<h2>Public Comments</h2> <p>EDUCATION</p> <h3>Tension in Texas: What is, and isn't, allowed at ISD board meetings under state law</h3>
<p>THE CORONAVIRUS CRISIS</p> <h3>As School Board Meetings Get Hostile, Some Members Are Calling It Quits</h3> <p>August 30, 2021 · 12:57 PM ET</p>	<p>© 2022 Copyright Texas Association of School Boards, Inc. All rights reserved.</p>

8

Gentle Reminders

The OMA allows any member of the public to address the board before the board's consideration of agenda items.

The board can adopt reasonable, viewpoint-neutral rules to manage public comments.



© 2022 Copyright Texas Association of School Boards, Inc. All rights reserved.

9


Almost Famous?




© 2022 Copyright Texas Association of School Boards, Inc. All rights reserved.

10

96

<h2 style="color: red;">Public Censures</h2> <p><small>EDUCATION</small></p> <p>'Rude, reprehensible and indefensible': Fort Bend ISD trustees vote to denounce board member</p> <p><small>—</small></p> <p><small>FBISD trustee Denetta Williams' actions include referring to the board president as "Hitler," another trustee as a "Nazi" and staff members as crooks.</small></p>	<p><small>SCHOOLS</small></p> <p>Judge grants restraining order against Round Rock ISD, blocking vote to censure 2 trustees</p> <p><small>—</small></p> <p><small>While the board could not vote or discuss censuring the trustees, a heated debate ensued during public comments. The district's mask mandate was also discussed.</small></p>
<p><small>LOCAL / EDUCATION</small></p> <p>Katy ISD board strips trustee of position, reprimands another over alleged involvement in student lawsuit</p> <p><small>—</small></p> <p><small> Kathleen Dellinger, Staff writer Feb. 25, 2022 Updated Feb. 25, 2022 8:57 a.m.</small></p>	<p><small>LAW & COURTS</small></p> <p>Is Censuring a 'Rogue' School Board Member a Free Speech Violation? High Court to Decide</p>

 Legal Services © 2022 Copyright Texas Association of School Boards, Inc. All rights reserved.

11

Hot Off the Press!


SUPREME COURT OF THE UNITED STATES

No. 20–804

**HOUSTON COMMUNITY COLLEGE SYSTEM,
PETITIONER *v.* DAVID BUREN WILSON**

**ON WRIT OF CERTIORARI TO THE UNITED STATES COURT OF
APPEALS FOR THE FIFTH CIRCUIT**

[March 24, 2022]

 © 2022 Copyright Texas Association of School Boards, Inc. All rights reserved.

12

Censure



Legal Services

Supreme Court upheld a board's verbal censure of an individual board member.

- A public censure itself is a form of speech used by elected representatives to address another elected representative.
- Here, the HCC board's censure did not violate the 1st Amendment because it did not prevent the individual member from doing his job or holding office, did not deny privileges of office, and was not defamatory.
- The board could limit access to funds and the ability to hold officer positions because individual board members do not have an entitlement to such privileges.

Houston Cmty. College v. Wilson, ___ U.S. ___ (Mar. 24, 2022).

© 2022 Copyright Texas Association of School Boards, Inc. All rights reserved.

13

Censure



Legal Services

Commissioner denies appeal of grievance related to trustee censure.

- Commissioner recognized censure as a board's resolution to discipline a board member
- A board may restrict an individual's access to school property

Marshall v. Webb Consol. Indep. Sch. Dist., Tex. Comm'r of Educ. Decision No. 005-R10-10-2020 (May 28, 2021).

© 2022 Copyright Texas Association of School Boards, Inc. All rights reserved.

14

Districts of Innovation



Legal Services

Commissioner lacked jurisdiction over alleged violation of statute from which district was exempt pursuant to its DOI plan.

- Parent complained that trespass notice violated Texas Education Code section 37.105
- DOI plan exempted district from statutory notice requirements
- Commissioner lacks jurisdiction over alleged violation of law that is subject of DOI plan

Parent v. Northwest Indep. Sch. Dist., Tex. Comm’r of Educ. Decision No. 032-R10-04-2021 (Sept. 20, 2021).

© 2022 Copyright Texas Association of School Boards, Inc. All rights reserved.

15

Voting and Elections



Legal Services

© 2022 Copyright Texas Association of School Boards, Inc. All rights reserved.

16

99

Political Messages on Clothing



Legal Services

Court struck down sections of the electioneering statute related to voter apparel during voting as a violation of the First Amendment. (On appeal to 5th Circuit.)

- Secretary of State’s Election Advisory No. 2020-19 takes the position that electioneering under these the Elections Code applies to clothing and accessories worn by a voter.
- The court determined that, as written, this law does not give Texas voters notice of what is expected of them in the polling place, and they do not provide election judges with objective, workable standards to reign in their discretion.
- Elections Code sections 61.003 and 85.036 struck down but . . . on appeal.

Ostrewich v. Hudspeth, Civ. Action No. 4:19-cv-00715, 2021 WL 4480750 (S.D. Tex. Sept. 30, 2021).

© 2022 Copyright Texas Association of School Boards, Inc. All rights reserved.

17

ELECTIONS

Texas Democrats flee state in effort to block GOP-backed voting restrictions

The lawmakers arrived in Washington to advocate for federal voting rights legislation, risking arrest by leaving during the special session.

In Texas, thousands of mail ballots were rejected following new ID requirements

Hotly contested elections shake up local school boards

Texas’ traditionally sleepy school board races are suddenly attracting attention — and money



Legal Services

erved.

18

100

Gentle Reminders

No school district funds can be used for political advertising or electioneering.

Incumbents are candidates, too. Keep an even playing field.



© 2022 Copyright Texas Association of School Boards, Inc. All rights reserved.

19




COVID-19 Litigation



© 2022 Copyright Texas Association of School Boards, Inc. All rights reserved.

20

101

<p>NEWS</p> <p>San Antonio's largest school district will require masks for students and teachers</p> <p> Steven Santana Aug. 18, 2021 Updated: Aug. 18, 2021 1:41 p.m.</p>	<p>Students with disabilities could sue their schools to require masks</p> <p>The Americans With Disabilities Act requires schools to make reasonable accommodations for immunocompromised students and teachers</p>
<p>NEWS</p> <p>Appeals court upholds mask mandates for Austin, 18 other Texas school districts</p> <p> Chuck Lindell Austin American-Statesman Published 3:14 p.m. CT March 17, 2022 Updated 3:29 p.m. CT March 17, 2022</p> <p> Legal Services</p>	<p>CORONAVIRUS IN TEXAS</p> <p>Texas' ban on school mask mandates draws federal investigation for possibly violating the rights of students with disabilities</p> <p>The U.S. Department of Education announced the inquiry days after the Texas Education Agency quietly updated its guidance to say school districts can't require masks.</p> <p>© 2022 Copyright Texas Association of School Boards, Inc. All rights reserved.</p>


21

Masks

The Governor may not preempt orders issued by local government entities, such as school districts, to require face coverings.

- The court concluded that the Texas Disaster Act does not grant the Governor absolute authority to preempt orders issued by local governmental entities, such as school districts
- The provisions of the Education Code relied on by the school districts to issue face-covering requirements are not subject to suspension under the Texas Disaster Act

Abbott and Paxton vs. La Joya Indep. Sch. Dist., et al., No. 03-21-00428-CV

 Legal Services

© 2022 Copyright Texas Association of School Boards, Inc. All rights reserved.

22

Breaking news: Developing storm systems



© 2022 Copyright Texas Association of School Boards, Inc. All rights reserved.

23

Book Challenges

LOCAL // EDUCATION

Texas has seen a surge in requests to pull books from schools. Here are Houston's numbers so far

Frisco ISD updates policy for objections to instruction materials



© 2022 Copyright Texas Association of School Boards, Inc. All rights reserved.

24

103

The screenshot shows the TASB Member Center website. The top navigation bar includes links for Board Service, Legislative, Services, Training, About, Shop, and Contact. Below this, the TASB logo is followed by 'Member Center' and a search bar. The main content area features a 'Policy Alert: Selecting and Reviewing Library Materials' with an image of a library bookshelf.


25

Gentle Reminders

Removing books from the library implicates students’ free speech rights.

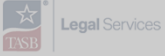
Your district already has a policy at EF(LOCAL) for resolving parental complaints.

Absent a complaint, administrative decisions must still follow legal standards. Removals must be based on educational suitability, not politics.

 © 2022 Copyright Texas Association of School Boards, Inc. All rights reserved.

26

<p style="text-align: center;">CRT</p> <p>Texas “critical race theory” bill limiting teaching of current events signed into law</p> <p><small>Texas is one of a handful of states that have approved legislation that prescribes how teachers discuss current events and prohibits students from receiving credit for participating in civic activities.</small></p>	<p style="text-align: center;">Teaching critical race theory isn't happening in classrooms, teachers say in survey</p>
<p style="text-align: center;">Yes, Critical Race Theory is Taught in Texas Schools</p>	<p style="text-align: center;">Confusion reigns in Texas as new law aims to restrict how race and history are taught in schools</p>

 © 2022 Copyright Texas Association of School Boards, Inc. All rights reserved.


27

Gentle Reminders

Don't get distracted by claims about CRT in schools – the new law does not use the phrase “critical race theory.”

Policy EMB is being updated with the new law. Teachers should focus on teaching the TEKS; avoiding prohibited practices should not be overly burdensome.

Be cautious about responding to complaints without full information.

 © 2022 Copyright Texas Association of School Boards, Inc. All rights reserved.

28



29



30

No right to in-person hearing



Legal Services

No statutory right to personally appear for grievance hearing.

- Librarian filed grievance over her assigned duties but grievance was denied at administrative levels
- The board considered her grievance by submission rather than through personal appearance
- The board may hear a grievance by means of written submission and is not required to allow personal appearance

Doornwaard v. Socorro Indep. Sch. Dist., Tex. Comm’r of Educ. Decision No. 036-R10-05-2021 (Nov. 5, 2021).

© 2022 Copyright Texas Association of School Boards, Inc. All rights reserved.

31

Mid-year class rank change



Legal Services

Commissioner lacked jurisdiction over class rank challenge based on mid-year policy change.

- Board voted to change its class rank policy by ending numerical grading in the fall of 2019 and adopting a pass-or-fail grading system for the spring 2020 semester (in response to COVID-19)
- Would-be valedictorian complained that this change impacted his class rank, causing him to graduate as salutatorian and lose eligibility to the tuition waiver
- Commissioner cannot order a district to pay tuition under Texas Education Code 54.301

Student v. Rocksprings Indep. Sch. Dist., Tex. Comm’r of Educ. Decision No. 008-R10-10-2020 (Mar. 16, 2021).

© 2022 Copyright Texas Association of School Boards, Inc. All rights reserved.

32

Student Issues




© 2022 Copyright Texas Association of School Boards, Inc. All rights reserved.

33


Dress and Grooming Codes

EDUCATION

Appeals court rules in favor of South Texas student in religious freedom lawsuit

EDUCATION

'Immense and irreparable harm' | ACLU sues Magnolia ISD on behalf of students punished for long hair



© 2022 Copyright Texas Association of School Boards, Inc. All rights reserved.

34

Hair length as religious practice



Legal Services

Dress codes cannot substantially burden exercise of religion.

- District prohibited students from participating in any extracurricular or University Interscholastic League (UIL) activities unless they cut their hair.
- Two brothers chose to keep their *promesa* to leave a lock of hair uncut as a symbol of their Roman Catholic faith, an established practice among American Catholics of Hispanic descent.
- Court: the district's policy enforced to represent the community value for male and female students to wear gender-appropriate hairstyles is NOT a compelling governmental interest and substantially burdened the free exercise of religion.

Gonzales v. Mathis Indep. Sch. Dist., Civ. Action No. 2:18-CV-43, 2021 WL 148947 (S.D. Texas—Corpus Christi, Jan. 15, 2021)

© 2022 Copyright Texas Association of School Boards, Inc. All rights reserved.

35

Transgender Students

LOCAL NEWS

Texas schools, sports, and the possibly-impossible law

TRANSGENDER TEXANS

Court upholds order stopping child abuse investigation into Texas trans teen's family

The appeals court's decision allows a lower court to hold a hearing on whether Gov. Greg Abbott's directive to investigate certain gender-affirming care as child abuse can stand.

BY ELEANOR KLIBANOFF MARCH 9, 2022 UPDATED: 1 PM CENTRAL



Legal Services

LAW & COURTS

Texas Educators Say They Don't Want to Be 'Transgender Police'



By Mark Walsh — March 10, 2022 | Updated: March 12, 2022 ⌚ 8 min read

© 2022 Copyright Texas Association of School Boards, Inc. All rights reserved.

36

109

Gentle Reminders

According to OCR, under Title IX, discrimination on the basis of sex includes discrimination against transgender status.

Federal law is controlling law for alleged civil rights violations.

Consult your school attorney.



© 2022 Copyright Texas Association of School Boards, Inc. All rights reserved.

37

Student Harassment (Title IX)



- **A teacher who was assigned to watch both students, one alleged to have sexually assaulted the other, had sufficient authority to take corrective action that could have prevented the assaults.** Title IX claim against the district was allowed to proceed. *I.M. ex rel. M.M. v. Houston Indep. Sch. Dist.*, Civil Action No. H-20-3453, 2021 WL 2270271 (S.D. Tex. June 3, 2021) (mem.)
- **A principal who only called parents after viewing video of an incident of alleged harassment but did not contact the Title IX coordinator was found to have failed to take steps to stop the harassment.** This was sufficient for a plausible claim for deliberate indifference and the Title IX claim against the district was allowed to proceed. *S.M. ex rel. Munos v. Sealy Indep. Sch. Dist.*, Civil Action No. H-20-705, 2021 WL 1599388 (S.D. Tex. Apr. 23, 2021) (mem.)

© 2022 Copyright Texas Association of School Boards, Inc. All rights reserved.

38

Off-Campus Speech



Legal Services

“F*** school and F*** cheer”

- School district not authorized to regulate cheerleader’s off-campus student speech purely because of vulgarity or lewdness but did not disrupt school operations to the extent necessary to lead to discipline.
- Student discipline overturned.

Mahanoy Area Sch. Dist. v. B.L. ex rel. Levy, 141 S. Ct. 2038 (June 23, 2021)

“... put your motherf***ing a** in the hospital, n****”

- Quarterback and team captain used another student’s phone to post video in which he threatened to put another student in the hospital and used a racial slur.
- Student discipline upheld.
- The QB’s rights in connection with Snapchat video not clearly established so district officials disciplining QB was protected by qualified immunity.

McClelland v. Katy Indep. Sch. Dist., Civ. Action No. 4:21-CV-00520, 2021 WL 5055053 (S.D. Tex. Nov. 1, 2021) (mem.).

© 2022 Copyright Texas Association of School Boards, Inc. All rights reserved.

39



Employment Issues




Legal Services

© 2022 Copyright Texas Association of School Boards, Inc. All rights reserved.

40

<p>Spring ISD raises starting bus driver pay to \$19 per hour amid nationwide shortage</p>	<p>EDUCATION</p> <p>Houston Lawmaker Requests Texas AG Review Of HISD's COVID-19 Leave Policy</p> <p>Senator Paul Bettencourt R-Houston has accused HISD's COVID-19 leave policy of being "discriminatory and unfair" towards unvaccinated employees.</p>	
<p>EDUCATION</p> <p>Henderson ISD finds new ways to address teacher shortage</p> 	<p>Worker shortage leads to changes in Austin ISD's student menus</p>	<p>NATION</p> <p>COVID shuts down Texas oil town 100 miles from nearest ICU beds</p> <p> Scott Gleason</p> <p><small>Published 9:07 a.m. CT Aug. 24, 2021 Updated 9:43 a.m. CT Aug. 27, 2021</small></p> <p>© 2022 Copyright Texas Association of School Boards, Inc. All rights reserved.</p>

41

<p>Termination</p> 	<p>Good cause termination based on teacher's failure to report to work in person.</p> <ul style="list-style-type: none"> • Employee did not report to work in person as required by district • Employee claimed entitlement to ADA protections for disability • Termination upheld for failure to perform work where specified by employer <p><i>Nuttall v. Dallas Indep. Sch. Dist., Tex. Comm'r of Educ. Decision No. 038-R2-06-2021 (July 15, 2021).</i></p> <p>© 2022 Copyright Texas Association of School Boards, Inc. All rights reserved.</p>
---	---

42

Reassignment



Legal Services

Reassigned principal entitled to employment in same professional capacity subsequent year.

- District reassigned principal to teacher position in between school years
- Teacher and principal positions are in different professional capacities
- District violated Texas Education Code when reassigning principal

Rodriguez-Bohn v. Brownsville Indep. Sch. Dist., Tex. Comm’r of Educ. Decision No. 009-R10-10-2020 (Apr. 22, 2021).

© 2022 Copyright Texas Association of School Boards, Inc. All rights reserved.

43

Delegation of Authority



Legal Services

The *board* must delegate hiring authority to validate contracts.

- Law enforcement officers sought to enforce employment contract offered by HR administrators
- Policy DC(LOCAL) did not delegate hiring authority over security personnel
- Security officers did not have valid offers of employment

Jimenez & Bieze v. Manor Indep. Sch. Dist., Tex. Comm’r of Educ. Decision No. 015-R10-12-2020 (Sept. 16, 2021).

© 2022 Copyright Texas Association of School Boards, Inc. All rights reserved.

44

Mid-Year Bonuses



The legality of the bonuses may depend on the timing of the payments and the work performed.

- To the extent that the one-time bonuses constitute extra compensation, the Texas Constitution prohibits the payment of the bonuses retroactively for services that had already been performed.
- In contrast, a prospective bonus approved before the performance of services would not violate the constitutional prohibition on gifts of public funds.

Tex. Att’y Gen. Op. No. KP-0361 (2021)

© 2022 Copyright Texas Association of School Boards, Inc. All rights reserved.

45

TRS Opt Out



"That's 3 votes for 'When Hell Freezes Over'... now, a show of hands for 'When Pigs Fly'."

CartoonStock.com

© 2022 Copyright Texas Association of School Boards, Inc. All rights reserved.

46

How to Leave TRS-ActiveCare

If you plan to discontinue your participation in TRS-ActiveCare, follow these instructions.

Now that you've made the decision to leave TRS-ActiveCare in the next plan year and remain out for at least five years, there are steps you need to complete to finalize it.

Below, we've outlined the steps for completing your notice to discontinue. You can also review [our initial guidance](#) that was released on June 18, 2021.

Remember: You must submit an election to discontinue by Dec. 31 of the year preceding the next plan year. For example, to leave for the 2022-23 plan year, we must have your notice by Dec. 31, 2021. Once you discontinue, **your decision is a five-year (minimum) commitment.** [Review a visual timeline here.](#)

+ Expand All - Collapse All

▶ [Steps to Leave TRS-ActiveCare](#)



Before You Go: The decision to leave TRS-ActiveCare is a five-year minimum commitment. You'll need to be prepared to hire additional specialized staff that will oversee communications, operations, and finance. Be sure you've reviewed all the options/materials carefully.

- [Self-Funding Guide](#): If you're planning on self-funding your new plan, be sure you read this document. It outlines information that could impact your district/employer to take into consideration.
- [Questions for Brokers](#): This document has questions we suggest you ask brokers about their coverage. They're important to understand the new plan and how to implement it.
- [Your Future Your Way Webinar](#): Hear directly from TRS about TRS-ActiveCare's standing in the Texas health marketplace and the future of our plan.
- [Claims Data](#): Did you request and review your employer's claims data? This will show you the costs specific to your employees.
- What if you change your mind before Dec. 31, 2021? – Contact [TRS-ActiveCareAdmin@trs.texas.gov](#). After that date, you must remain out of TRS-ActiveCare for five years.

© 2022 Copyright Texas Association of School Boards, Inc. All rights reserved.

47

School Safety

© 2022 Copyright Texas Association of School Boards, Inc. All rights reserved.

48



§61.3. School Safety Training for School Board Members.

- (a) The continuing education required under Texas Education Code, §11.159(b-1), applies to each member of an independent school district board of trustees.
- (b) Each member of an independent school district board of trustees shall complete the training on school safety adopted by the State Board of Education (SBOE).
 - (1) The purpose of the training is to provide research-based information to trustees on ensuring a safe learning environment conducive to improving student outcomes.
 - (2) A candidate for school board may complete the training up to one year before he or she is elected or appointed. A newly elected or appointed trustee who did not complete the training under this section in the year preceding his or her election or appointment must complete the training within 120 calendar days after election or appointment.
 - (3) The training requirement shall be fulfilled by completing the online course adopted by the SBOE and made available by the commissioner of education.
 - (4) The training shall be completed every two years.
 - (5) Each school district shall maintain verification of completion for each trustee.



© 2022 Copyright Texas Association of School Boards, Inc. All rights reserved.



To the Administrator Addressed

Commissioner Mike Morath

1701 North Congress Avenue • Austin, Texas 78701-1494 • 512 463-9734 • 512 463-9838 FAX • tea.texas.gov

DATE:	July 23, 2020
SUBJECT:	Senate Bill 11 (SB 11) and Other School Safety Updates
CATEGORY:	Information
NEXT STEPS:	Share with appropriate school safety staff

Key Points:

- The Texas Education Agency (TEA) is posting for public comment the proposed rules to assist and guide local education agencies (LEAs) in implementing the Safe and Supportive Program (SSSP) and trauma-informed care training
- TEA provides interim guidance regarding training for LEA campus SSSP teams and a November 2020 deadline for limited first-year mandatory data reporting requirements for SSSP teams
- The Texas School Safety Center (TxSSC) has resumed the behavioral threat assessment component of the SSSP Team training with an online format this summer
- The TxSSC announces the multi-hazard emergency operations plan (EOP) review process



© 2022 Copyright Texas Association of School Boards, Inc. All rights reserved.

You know where to
find us!

Online: TASB School Law eSource
Email: legal@tasb.org
Phone: 800-580-5345



51



San Elizario ISD
P.O. Box 920
San Elizario, TX 79849
Phone 915.872.3900
Fax 915.872.3903

MEMORANDUM

To: Members of the Board of Trustees
From: Dr. R. Segovia, Associate Superintendent and Ms. S. Frescas, Instructional Programs Administrator
Subject: Leadership Academy, Instructional Specialist Academy, Teacher Orientation, & Professional Development Week
Date: June 8, 2022

HISTORY:

At the beginning of every school year, district leadership, campus administration, instructional specialists, and teachers attend their pertinent beginning school year professional development. These consist of Leadership Academy, Instructional Specialist Academy, Teacher Orientation, and Teacher Professional Development.

RATIONALE:

The professional development is designed to provide leadership and instructional best practices so that student outcome goals set by the Board of Trustees are met.

BUDGET:

There is no budget impact.

ADMINISTRATIVE RECOMMENDATION:

This item is for information only.

Please check one: For approval Report / Information only Recognition only

San Elizario ISD's mission is to graduate students with skills to meet the demands of a changing world by promoting student success as non-negotiable, channeling resources to match learning needs of students, employ and retain a quality staff so that San Elizario is a proud, innovative and academically superior district



SAN ELIZARIO INDEPENDENT SCHOOL DISTRICT
Soaring to Excellence

**Leadership Academy
 Agenda
 July 11-13, 2022 and
 August 11-13, 2022**

Date/Location	Time		Required Audience
Monday, July 11 Boardroom	8:00 AM—11:00 AM	12:30 PM—3:30 PM	Dr. Meza-Chavez Dr. Segovia Principals Assistant Principals
	Data Session Presenter: L. Renegar	Effective Schools Framework Presenters: Region 19	
Tuesday, July 12 Boardroom	8:00 AM—11:00 AM	12:30 PM—3:30 PM	Dr. Segovia Principals Assistant Principals ISs
	Effective Schools Framework Presenters: Region 19	Effective Schools Framework Presenters: Region 19	
Wednesday, July 13 Boardroom-PM	8:00 AM—11:00 AM	12:30 PM—3:30 PM	Dr. Segovia Principals Assistant Principals L. Renegar S. Frescas
	Breakfast with the Principals @ Coffee Waffle (optional) 13178 Alameda Ste B	MAP Training Presenters: nwea	
		T-PESS w/ Dr. Segovia after MAP session	
Thursday, August 11 – Saturday, August 13 ESC19 Starlight Event Center	(more event details to come)	(more event details to come)	Cabinet Principals E. Ponce L. Renegar A. Sanchez S. Sanchez S. Ruiz S. Frescas
	2022 Superintendent Summit	2022 Superintendent Summit	



SAN ELIZARIO INDEPENDENT SCHOOL DISTRICT
Soaring to Excellence

**Instructional Specialist Academy
 Agenda
 July 12 – 15, 2022**

Date/Location	Topics	
Tuesday July 12 Boardroom	8:00 AM—11:00 AM	12:30 PM—3:30 PM
	Effective Schools Framework Presenters: Region 19	Effective Schools Framework Presenters: Region 19
Wednesday July 13 AM – Boardroom PM – TBD	8:00 AM—11:00 AM	12:30 PM—3:30 PM
	MAP Training Presenters: nwea	Welcome, expectations Presenters: IOs
Thursday & Friday July 14 – 15 Excell Computer Lab	8:00 AM—11:00 AM	12:30 PM—3:30 PM
	EdTech Training Presenter: Obed Hernandez	EdTech Training Presenter: Obed Hernandez



New Teacher Orientation
July 18 – 19, 2022

DATE	SESSION	TIME	AUDIENCE
Mon, July 18	Community Tour	8:00-9:00	New teachers only Lunch will be provided
	Human Resources	9:30-12:00	
	Technology Dept	1:00-4:00	
Tue, July 19	T-TESS	8:00-11:00	New Teachers only Lunch on your own
	First-Year Teacher Academy	12:00-4:00	

Professional Development – all staff
July 20 – 25, 2022

DATE	SESSION	TIME	AUDIENCE
Wed, July 20	Campus PD	8:00-4:00	All campus staff
Thu, July 21	Convocation @ SEHS	8:00-11:30	All district personnel
Thu, July 21	Ed Tech Bash (online)	1:00-4:00	All instructional personnel
Fri, July 22	Workday	8:00-4:00	All campus staff
Mon, July 25	Workday	8:00-4:00	All campus staff



San Elizario ISD
P.O. Box 920
San Elizario, TX 79849
Phone 915.872.3900
Fax 915.872.3903

MEMORANDUM

To: Members of the Board of Trustees
From: Lisa D. Renegar; Research and Evaluation Administrator
Subject: STAAR and EOC Preliminary Results for Spring 2022
Date: June 8, 2022

HISTORY:

All SEISD students in Grades 3-12 took STAAR/EOC tests in Spring 2022 in the following tested grade levels and subjects:

- Grade 3 Math and Reading
- Grade 4 Math and Reading
- Grade 5 Math, Reading, and Science
- Grade 6 Math and Reading
- Grade 7 Math and Reading
- Grade 8 Math, Reading, Science, and Social Studies
- Algebra 1, Biology, English I, English II, U.S. History

RATIONALE:

As of June 8, 2022, the preliminary scores for these STAAR and EOC assessments are available. These preliminary scores show the percentages of students who performed at these 3 levels for each grade level and assessment:

- Approaches (Considered slightly under grade level)
- Meets (Considered to be on grade level)
- Masters (Considered to be on or above grade level)

These scores allow each campus to see how each individual student performed on each assessment, including how they performed within specific learning standards (TEKS). This data will allow us to create interventions and craft our learning plan moving forward to increase student achievement.

The work involved with data analysis for 2022 STAAR/EOC testing is just beginning and will be a yearlong effort in 2022-2023 to move our students past the pandemic learning gaps and into a world of new learning.

The following pages show the tables illustrating our preliminary STAAR and EOC scores for 2022. It is evident that gains have been made almost across the board since last year.

San Elizario ISD's mission is to graduate students with skills to meet the demands of a changing world by promoting student success as non-negotiable, channeling resources to match learning needs of students, employ and retain a quality staff so that San Elizario is a proud, innovative and academically superior district



San Elizario ISD
P.O. Box 920
San Elizario, TX 79849
Phone 915.872.3900
Fax 915.872.3903

BUDGET:

None

ADMINISTRATIVE RECOMMENDATION:

It is recommended that the Board review the preliminary STAAR data at this time. Additional data and intervention information will follow at the July 2022 Board of Trustees' meeting.

Please check one: For approval Report / Information only Recognition only

San Elizario ISD's mission is to graduate students with skills to meet the demands of a changing world by promoting student success as non-negotiable, channeling resources to match learning needs of students, employ and retain a quality staff so that San Elizario is a proud, innovative and academically superior district

2021 vs. 2022 STAAR Scores

Individual Campus Results

Alarcon Elementary--2021 vs. 2022 Comparison; All Grades / All Tests / All Students

2021 STAAR Reading	Approaches	Meets	Masters
Grade 3	55%	23%	9%
Grade 4	51%	15%	7%
Grade 5	51%	11%	4%
Grade 6	45%	20%	4%

2022 STAAR Reading	Approaches	Meets	Masters	Approaches GL Gain or Loss	Meets GL Gain or Loss	Masters GL Gain or Loss
Grade 3	59%	21%	13%	4%	-2%	4%
Grade 4	67%	43%	23%	16%	28%	16%
Grade 5	81%	50%	22%	30%	39%	18%
Grade 6	54%	31%	9%	9%	11%	5%

2021 STAAR Math	Approaches	Meets	Masters
Grade 3	31%	5%	0%
Grade 4	27%	8%	3%
Grade 5	44%	5%	2%
Grade 6	54%	12%	3%

2022 STAAR Math	Approaches	Meets	Masters	Approaches GL Gain or Loss	Meets GL Gain or Loss	Masters GL Gain or Loss
Grade 3	57%	17%	5%	26%	12%	5%
Grade 4	66%	28%	13%	39%	20%	10%
Grade 5	80%	41%	14%	36%	36%	12%
Grade 6	68%	20%	1%	14%	8%	-2%

2021 STAAR Science	Approaches	Meets	Masters
Grade 5	34%	6%	0%

2022 STAAR Science	Approaches	Meets	Masters	Approaches GL Gain or Loss	Meets GL Gain or Loss	Masters GL Gain or Loss
Grade 5	60%	29%	8%	26%	23%	8%

Borrego Elementary--2021 vs. 2022 Comparison; All Grades / All Tests / All Students

2021 STAAR Reading	Approaches	Meets	Masters
Grade 3	61%	26%	9%
Grade 4	48%	19%	6%
Grade 5	62%	29%	12%
Grade 6	42%	15%	8%

2022 STAAR Reading	Approaches	Meets	Masters	Approaches GL Gain or Loss	Meets GL Gain or Loss	Masters GL Gain or Loss
Grade 3	56%	30%	14%	-5%	4%	5%
Grade 4	63%	37%	15%	15%	18%	9%
Grade 5	71%	38%	17%	9%	9%	5%
Grade 6	60%	41%	16%	18%	26%	8%

2021 STAAR Math	Approaches	Meets	Masters
Grade 3	42%	11%	4%
Grade 4	31%	10%	4%
Grade 5	45%	18%	7%
Grade 6	49%	19%	1%

2022 STAAR Math	Approaches	Meets	Masters	Approaches GL Gain or Loss	Meets GL Gain or Loss	Masters GL Gain or Loss
Grade 3	58%	28%	8%	16%	17%	4%
Grade 4	64%	30%	8%	33%	20%	4%
Grade 5	76%	36%	11%	31%	18%	4%
Grade 6	65%	27%	11%	16%	8%	10%

2021 STAAR Science	Approaches	Meets	Masters
Grade 5	38%	10%	4%

2022 STAAR Science	Approaches	Meets	Masters	Approaches GL Gain or Loss	Meets GL Gain or Loss	Masters GL Gain or Loss
Grade 5	59%	25%	8%	21%	15%	4%

GEMS Grades 7-8; All STAAR Tests; 2021-2022 Comparison; All Students

2021 STAAR/EOC Math	Approaches	Meets	Masters
Grade 7	38%	12%	3%
Grade 8	26%	4%	0%
Algebra I--Grade 8	97%	69%	28%

2022 STAAR/EOC Math	Approaches	Meets	Masters	Approaches GL Gain or Loss	Meets GL Gain or Loss	Masters GL Gain or Loss
Grade 7	48%	16%	4%	10%	4%	1%
Grade 8	69%	34%	6%	43%	30%	6%
Algebra I--Grade 8	100%	90%	79%	3%	21%	51%

2021 STAAR Reading	Approaches	Meets	Masters
Grade 7	50%	24%	11%
Grade 8	60%	34%	15%

2022 STAAR Reading	Approaches	Meets	Masters	Approaches GL Gain or Loss	Meets GL Gain or Loss	Masters GL Gain or Loss
Grade 7	62%	35%	19%	12%	11%	8%
Grade 8	76%	48%	26%	16%	14%	11%

2021 STAAR Science	Approaches	Meets	Masters
Grade 8	49%	25%	6%

2022 STAAR Science	Approaches	Meets	Masters	Approaches GL Gain or Loss	Meets GL Gain or Loss	Masters GL Gain or Loss
Grade 8	65%	32%	15%	16%	7%	9%

2021 STAAR Social Studies	Approaches	Meets	Masters
Grade 8	37%	12%	3%

2022 STAAR Social Studies	Approaches	Meets	Masters	Approaches GL Gain or Loss	Meets GL Gain or Loss	Masters GL Gain or Loss
Grade 8	41%	12%	5%	4%	0%	2%

End-of-Course Exams (EOC); SEHS; 2021-2022 Comparison (All Students; All Tests)

2021 English I	Approaches	Meets	Masters
SEHS	53%	30%	3%

2022 English I	Approaches	Meets	Masters	Approaches GL Gain or Loss	Meets GL Gain or Loss	Masters GL Gain or Loss
SEHS	43%	26%	4%	-10%	-4%	1%

2021 English II	Approaches	Meets	Masters
SEHS	52%	38%	3%

2022 English II	Approaches	Meets	Masters	Approaches GL Gain or Loss	Meets GL Gain or Loss	Masters GL Gain or Loss
SEHS	53%	36%	1%	1%	-2%	-2%

2021 English I + II	Approaches	Meets	Masters
SEHS	53%	34%	3%

2022 English I + II	Approaches	Meets	Masters	Approaches GL Gain or Loss	Meets GL Gain or Loss	Masters GL Gain or Loss
SEHS	53%	36%	3%	0%	2%	0%

2021 Algebra I	Approaches	Meets	Masters
SEHS	62%	17%	3%
GEMS	97%	69%	28%

2022 Algebra I	Approaches	Meets	Masters	Approaches GL Gain or Loss	Meets GL Gain or Loss	Masters GL Gain or Loss
SEHS	47%	13%	5%	-15%	-4%	2%
GEMS	100%	90%	79%	3%	21%	51%

2021 U.S. History	Approaches	Meets	Masters
SEHS	83%	48%	21%

2022 U.S. History	Approaches	Meets	Masters	Approaches GL Gain or Loss	Meets GL Gain or Loss	Masters GL Gain or Loss
SEHS	80%	51%	22%	-3%	3%	1%

2021 Biology	Approaches	Meets	Masters
SEHS	64%	24%	2%

2022 Biology	Approaches	Meets	Masters	Approaches GL Gain or Loss	Meets GL Gain or Loss	Masters GL Gain or Loss
SEHS	64%	30%	5%	0%	6%	3%

2021 vs. 2022 STAAR Scores

Results by Content Area

STAAR Mathematics--2021 vs. 2022 Comparison; Grades 3-6; All Students

2021 Third Grade Math	Approaches	Meets	Masters
Alarcon	31%	5%	0%
Borrego	42%	11%	4%
District Average	38%	8%	2%

2022 Third Grade Math	Approaches	Meets	Masters	Approaches GL Gain or Loss	Meets GL Gain or Loss	Masters GL Gain or Loss
Alarcon	57%	17%	5%	26%	12%	5%
Borrego	58%	28%	8%	16%	17%	4%
District Average	58%	23%	7%	20%	15%	5%

2021 Fourth Grade Math	Approaches	Meets	Masters
Alarcon	27%	8%	3%
Borrego	31%	10%	4%
District Average	30%	10%	4%

2022 Fourth Grade Math	Approaches	Meets	Masters	Approaches GL Gain or Loss	Meets GL Gain or Loss	Masters GL Gain or Loss
Alarcon	66%	28%	13%	39%	20%	10%
Borrego	64%	30%	8%	33%	20%	4%
District Average	65%	29%	10%	35%	19%	6%

2021 Fifth Grade Math	Approaches	Meets	Masters
Alarcon	44%	5%	2%
Borrego	45%	18%	7%
District Average	44%	12%	5%

2022 Fifth Grade Math	Approaches	Meets	Masters	Approaches GL Gain or Loss	Meets GL Gain or Loss	Masters GL Gain or Loss
Alarcon	80%	41%	14%	36%	36%	12%
Borrego	76%	36%	11%	31%	18%	4%
District Average	77%	37%	12%	33%	25%	7%

2021 Sixth Grade Math	Approaches	Meets	Masters
Alarcon	54%	12%	3%
Borrego	49%	19%	1%
District Average	52%	16%	2%

2022 Sixth Grade Math	Approaches	Meets	Masters	Approaches GL Gain or Loss	Meets GL Gain or Loss	Masters GL Gain or Loss
Alarcon	68%	20%	1%	14%	8%	-2%
Borrego	65%	27%	11%	16%	8%	10%
District Average	66%	24%	7%	14%	8%	5%

STAAR Reading--2021 vs. 2022 Comparison; Grades 3-6; All Students

2021 Third Grade Reading	Approaches	Meets	Masters
Alarcon	55%	23%	9%
Borrego	61%	26%	9%
District Average	59%	25%	9%

2022 Third Grade Reading	Approaches	Meets	Masters	Approaches GL Gain or Loss	Meets GL Gain or Loss	Masters GL Gain or Loss
Alarcon	59%	21%	13%	4%	-2%	4%
Borrego	56%	30%	14%	-5%	4%	5%
District Average	57%	26%	14%	-2%	1%	5%

2021 Fourth Grade Reading	Approaches	Meets	Masters
Alarcon	51%	15%	7%
Borrego	48%	19%	6%
District Average	49%	18%	6%

2022 Fourth Grade Reading	Approaches	Meets	Masters	Approaches GL Gain or Loss	Meets GL Gain or Loss	Masters GL Gain or Loss
Alarcon	67%	43%	23%	16%	28%	16%
Borrego	63%	37%	15%	15%	18%	9%
District Average	65%	40%	19%	16%	22%	13%

2021 Fifth Grade Reading	Approaches	Meets	Masters
Alarcon	51%	11%	4%
Borrego	62%	29%	12%
District Average	57%	21%	8%

2022 Fifth Grade Reading	Approaches	Meets	Masters	Approaches GL Gain or Loss	Meets GL Gain or Loss	Masters GL Gain or Loss
Alarcon	81%	50%	22%	30%	39%	18%
Borrego	71%	38%	17%	9%	9%	5%
District Average	75%	43%	19%	18%	22%	11%

2021 Sixth Grade Reading	Approaches	Meets	Masters
Alarcon	45%	20%	4%
Borrego	42%	15%	8%
District Average	44%	18%	6%

2022 Sixth Grade Reading	Approaches	Meets	Masters	Approaches GL Gain or Loss	Meets GL Gain or Loss	Masters GL Gain or Loss
Alarcon	54%	31%	9%	9%	11%	5%
Borrego	60%	41%	16%	18%	26%	8%
District Average	58%	37%	13%	14%	19%	7%

STAAR Science--2021 vs. 2022 Comparison; Grades 5 and 8; All Students

2021 Fifth Grade Science	Approaches	Meets	Masters
Alarcon	34%	6%	0%
Borrego	38%	10%	4%
District Average	36%	8%	2%

2022 Fifth Grade Science	Approaches	Meets	Masters	Approaches GL Gain or Loss	Meets GL Gain or Loss	Masters GL Gain or Loss
Alarcon	60%	29%	8%	26%	23%	8%
Borrego	59%	25%	8%	21%	15%	4%
District Average	59%	27%	8%	23%	19%	6%

2021 Eighth Grade Science	Approaches	Meets	Masters
GEMS 8th	49%	25%	6%

2022 Eighth Grade Science	Approaches	Meets	Masters	Approaches GL Gain or Loss	Meets GL Gain or Loss	Masters GL Gain or Loss
GEMS 8th	65%	32%	15%	16%	7%	9%

STAAR Social Studies--2021 vs. 2022 Comparison; Grade 8; All Students

2021 STAAR Social Studies	Approaches	Meets	Masters
GEMS Grade 8	37%	12%	3%

2022 STAAR Social Studies	Approaches	Meets	Masters	Approaches GL Gain or Loss	Meets GL Gain or Loss	Masters GL Gain or Loss
GEMS Grade 8	41%	12%	5%	4%	0%	2%

2021 vs. 2022 STAAR Scores

District Overall Summaries

District Summary--2021 vs. 2022 Comparison; All Grades / All Tests / All Students in Grades 3-8

2021 STAAR Reading	Approaches	Meets	Masters
Grade 3	59%	25%	9%
Grade 4	49%	18%	6%
Grade 5	57%	21%	8%
Grade 6	44%	18%	6%
Grade 7	50%	24%	11%
Grade 8	60%	34%	15%

2022 STAAR Reading	Approaches	Meets	Masters	Approaches GL Gain or Loss	Meets GL Gain or Loss	Masters GL Gain or Loss
Grade 3	57%	26%	14%	-2%	1%	5%
Grade 4	65%	40%	19%	16%	22%	13%
Grade 5	75%	43%	19%	18%	22%	11%
Grade 6	58%	37%	13%	14%	19%	7%
Grade 7	62%	35%	19%	12%	11%	8%
Grade 8	76%	48%	26%	16%	14%	11%

2021 STAAR Math	Approaches	Meets	Masters
Grade 3	38%	8%	2%
Grade 4	30%	10%	4%
Grade 5	44%	12%	5%
Grade 6	52%	16%	2%
Grade 7	38%	12%	3%
Grade 8	26%	4%	0%

2022 STAAR Math	Approaches	Meets	Masters	Approaches GL Gain or Loss	Meets GL Gain or Loss	Masters GL Gain or Loss
Grade 3	58%	23%	7%	20%	15%	5%
Grade 4	65%	29%	10%	35%	19%	6%
Grade 5	77%	37%	12%	33%	25%	7%
Grade 6	66%	24%	7%	14%	8%	5%
Grade 7	48%	16%	4%	10%	4%	1%
Grade 8	69%	34%	6%	43%	30%	6%

2021 STAAR Science	Approaches	Meets	Masters
Grade 5	36%	8%	2%
Grade 8	49%	25%	6%

2022 STAAR Science	Approaches	Meets	Masters	Approaches GL Gain or Loss	Meets GL Gain or Loss	Masters GL Gain or Loss
Grade 5	59%	27%	8%	23%	19%	6%
Grade 8	65%	32%	15%	16%	7%	9%

2021 STAAR Social Studies	Approaches	Meets	Masters
Grade 8	37%	12%	3%

2022 STAAR Social Studies	Approaches	Meets	Masters	Approaches GL Gain or Loss	Meets GL Gain or Loss	Masters GL Gain or Loss
Grade 8	41%	12%	5%	4%	0%	2%

District Summary--2021 vs. 2022 Comparison; All Grades / All Tests / All Students in Grades 3-12 by Subject

2021 STAAR Reading	Approaches	Meets	Masters
Grades 3-12	52%	27%	6%

2022 STAAR Reading	Approaches	Meets	Masters	Approaches GL Gain or Loss	Meets GL Gain or Loss	Masters GL Gain or Loss
Grades 3-12	61%	37%	13%	9%	10%	7%

2021 STAAR Math	Approaches	Meets	Masters
Grades 3-12	47%	14%	4%

2022 STAAR Math	Approaches	Meets	Masters	Approaches GL Gain or Loss	Meets GL Gain or Loss	Masters GL Gain or Loss
Grades 3-12	61%	26%	9%	14%	12%	5%



San Elizario ISD
P.O. Box 920
San Elizario, TX 79849
Phone 915.872.3900
Fax 915.872.3903

MEMORANDUM

To: Members of the Board of Trustees
From: Jesus Martinez, Support Services Director
Subject: Tyler Technologies, Inc.-Hardware/Software Phase 2 Product Information
Date: June 8, 2022

HISTORY:

During the December 8, 2021 Board meeting, the Board approved the Software as a Service agreement (SaaS) for the transportation routing software (Traversa from Tyler Tech). Some of the transportation tools included in the initial purchase include, mapping, route creation, essential routing information access to necessary district personnel, fleet maintenance management, field trips management, resource management, custom report creation, Ride 360 Parent Portal (with non-GPS capabilities), implementation, and training and support. The cloud-based software also has the capability of additional product integrations, one being, tracking of buses/vehicles.

RATIONALE:

The purpose of this item is to provide the Board with Information regarding the additional products for Phase 2 of the proposed project. The vendor did not have a recorded demo. however, they provided information of the products that would be included. I have enclosed the copies of the product information provided by the vendor. In Phase 2 we are also including adding vehicle tracking/GPS and telematics for the white fleet (36 vehicles) in addition to the bus fleet (45 vehicles). The white fleet would not get tablets. Also, it is important to note that the Ride 360 Parent Portal would receive improved functionality, such as the ability to locate their corresponding bus in real time if access is granted. Tablets for buses, hardware, installation and supplies, project management, training, support, software updates, and cellular data plan costs are included in the proposal.

BUDGET: No budget impact at this point.

ADMINISTRATIVE RECOMMENDATION:

Enclosures (6) are included for providing information to the Board.

Please check one: For approval Report / Information only Recognition only

San Elizario ISD's mission is to graduate students with skills to meet the demands of a changing world by promoting student success as non-negotiable, channeling resources to match learning needs of students, employ and retain a quality staff so that San Elizario is a proud, innovative and academically superior district

Tyler Drive

MANAGE YOUR STUDENTS

Account for your students through Tyler Drive when they board or disembark from any of your buses.

ROUTE YOUR STOPS ON THE FLY

Tyler Drive can help your drivers navigate to their next stop, as well as maintaining safety and protocol when rerouting.

BE CONNECTED AS THEY DRIVE

Integrate with your Tyler routing software solution and get detailed information as drivers are on their designated bus routes.

TYLER DRIVE PROVIDES A COMPLETE ON-BOARD SOLUTION FOR STUDENT TRANSPORTATION

Tyler Drive™ has been designed for the student transportation industry in every way: one-of-a-kind software is loaded onto a unique, semi-rugged tablet, which is mounted on the school bus console. Not only is it the first solution to provide turn-by-turn directions to each stop on their route, but it also manages student ridership, employee timekeeping, and pre- and post-trip vehicle inspections. All of this is fully integrated in real time with the Tyler transportation solution at use in the district.

This on-board solution stems the losses caused by outdated timekeeping software, makes it easy to acclimate new or substitute drivers to unfamiliar routes, and helps provide complete documentation for Affordable Care Act reporting and state reimbursement. With Tyler Drive, you can achieve a seamless and cost-effective transportation program.

...continued on back

BENEFITS

- Integrates with your Tyler routing software solution — Versatrans® or Traversa® — ensuring that each vehicle travels an accurate and up-to-date route
- Maintains route integrity with detailed navigation from one planned stop to the next
- Reduces difficulties of hiring new or substitute drivers as route information does not need to be memorized
- Simplifies timekeeping documentation
- Helps drivers identify students by presenting on-screen student information at each stop
- Eliminates the distraction of paper maps and student lists and keeps eyes on the road with Motion Lock audio-only setting



Tyler Drive highlights the planned route with detailed directions to the next stop. The students assigned to each stop are displayed when the bus comes to a halt.



TYLER DRIVE PROVIDES STATE-OF-THE-ART NAVIGATION

Navigation to the planned route — Tyler Drive displays a route imported from Versatrans or Traversa. The map detail shows the highlighted route and step-by-step text and audio instructions to reach the next scheduled stop.

Capacity to reroute as needed — Tyler Drive helps your driver handle unanticipated road closures or missed stops by providing alternate routing to the planned destination. When rerouting to previous bus stops (missed, skipped, or serviced), safety policies such as right-side routing are maintained. Once the missed stops are reached, Tyler Drive automatically resumes run guidance.

Built-in location tracking — The Tyler Drive tablet has a built-in GPS system which can be used for automatic vehicle location (AVL), track and trace, and more. Location information from Tyler Drive feeds to parent mobile apps which allow riders to see when their bus will arrive at their stop each day.

TYLER DRIVE MANAGES STUDENT RIDERSHIP

Student identification for real-time safety improvement — As the bus arrives at a scheduled stop, Tyler Drive displays the students assigned to the location as well as any special student support information. If a student attempts to board on an incorrect run or route, or disembark at an unassigned stop, Tyler Drive will alert the driver. This allows the driver to manage student safety immediately, and reduces the risk that a new or substitute driver will not recognize students.

Integration with scan technology — If your district wishes to manage student ridership through Near Field Communication (NFC) or Radio Frequency Identification (RFID) scan cards, a scanner can be linked to the Tyler Drive unit on board. Students create a digital record of the time they boarded or left the bus with each scan.

TYLER DRIVE SUPPORTS YOUR DRIVERS

Easy information access — Drivers can use Tyler Drive to learn about their scheduled runs for the day including departure time, number of stops and riders, and basic demographic information for their riders.

Safer driving — Tyler Drive eliminates the need for paper maps and student lists. The Motion Lock option blacks out the screen while the bus is in motion. Drivers will rely on the audio instructions to reach the next stop.

Integrated messages — Drivers can receive messages from managers, with information about stops to skip, construction to avoid, or any other critical information.

TYLER DRIVE TRANSFORMS A BUS INTO A MOBILE TIME CLOCK

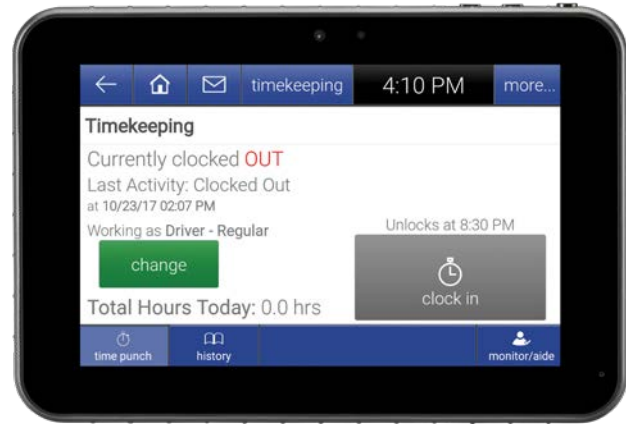
Time savings — With a Tyler Drive tablet mounted in each bus, your team of drivers and transportation aids can log in and out without delays, ensuring that the district is not paying for unnecessary downtime.

Helps meet state requirements — Time and attendance data helps districts track full- and part-time employees for Affordable Care Act reporting. Managing time and attendance for monitors and aids ensures streamlined reporting for state aid reimbursement.

TYLER DRIVE IS READY FOR THE ROAD

Designed for school buses — The Tyler Drive semi-rugged tablet is specifically built to withstand road vibration and day-long use. The locking tablet docking station charges the tablet from the bus so you never have to worry about running out of power. Two mounting arm lengths allow for optimal mounting position on the dash.

Keeping you connected — With 4G LTE connectivity, a quad-core processor, and an Android processing system, the tablet keeps the cloud-based Tyler Drive program in constant contact with district servers.



Tyler Drive has an easy-to-use touch screen interface. The console provides essential driver information and displays all recent activity including log in time, breaks, and more.

Tyler Telematic GPS

MORE THAN VEHICLE LOCATION, SPEED, AND HEADING

School districts face a growing expectation that their student transportation solutions are comprehensive and cost-effective. Transportation professionals have a responsibility to make informed decisions for those they serve while also being financially conservative. Tyler Telematic GPS™ meets those needs and more by ensuring the safety of drivers and students, tracking fleet maintenance needs, and increasing administrative efficiency.

WHAT IS TYLER TELEMATIC GPS?

Tyler Telematic GPS is proven to help districts identify significant potential cost savings in the following four operational areas:

- **Safety** — Built-in g-force measurement helps track driver behavior, including harsh braking and rapid acceleration. The solution helps ensure safe driving habits and creates profiles for each driver where key performance indicators (KPIs) can be monitored and reported on to improve driver training programs.
- **Integration** — Full integration with Versatrans Onscreen™ and Versatrans Routing & Planning™ allows for route and street imports, planned versus actual comparisons, and geofencing alerts. This ensures the district is utilizing the most efficient routes while still providing timely service.
- **Fleet optimization** — Each unit includes On-Board Diagnostic (OBD) monitoring. Alerts are sent whenever an issue arises, such as low battery voltage or a sudden change in oil pressure. These alerts give mechanics the opportunity to perform preventive maintenance and avoid untimely and costly breakdowns and repairs.
- **Expandability** — With IOX Input/Output Expandable Technology, the unit supports multiple add-on features, such as hardware to track student ridership and key fobs to track employee time. This allows Tyler Telematic GPS to grow and update with your district's changing needs.



WHY CHOOSE TYLER TELEMATIC GPS OVER A TRADITIONAL GPS SOLUTION?

Traditional GPS solutions were never designed to generate the ROI data necessary to successfully run a district's transportation department. Tyler Telematic GPS's effective and comprehensive solution provides this ROI by going beyond location, speed, and heading information to provide a complete view of the vehicle, driver, and engine. Current Tyler Telematic GPS users benefit from its user-friendly and intuitive interface, saving time and money by giving employees tools for success at their fingertips. The extensive Tyler Telematic GPS solves the unique challenges of school district transportation.

THE SOFTWARE

MyGeotab

MyGeotab™ monitors the status of the internal functions of the engine, giving mechanics and other authorized personnel advance notice of issues, aiding in proactive vehicle maintenance.

- **Engine condition alerts** — User-defined alerts can be sent regarding battery voltage levels, low fuel, oil pressure, and more.
- **Driver scorecards** — Create KPI benchmarks that trainers can score their drivers against for enhanced driver training programs.
- **Green scorecards** — Manage the environmental impact your vehicles have and stay ahead of any regulations or laws.
- **Customizable dashboard** — Quick graphs and charts are continuously updated with live data to assist in monitoring the elements you need to keep an eye on.
- **Manage driving standards** — Get instantly notified by email or text message if a vehicle breaches a user-defined standard, such as speed limit or fuel level.
- **Driver time tracking** — Keep track of the time your drivers spend behind the wheel through reports and the use of Near Field Communications (NFC) Driver Key Fobs.
- **Easy report creation** — Use Microsoft Excel® to view and modify standard reports. Modified reports can then become part of your customizable MyGeotab report library.
- **Access on mobile devices** — Know what your fleet is doing anytime, anywhere.

Traversa

The use of Traversa transportation management software with Tyler Telematic GPS hardware brings the technology full circle, creating a seamless, user-friendly system.

- **Integrated AVL** — Traversa includes a powerful Automatic Vehicle Location (AVL) program that lets you view vehicle location, speed, and heading in real time, as well as any hardware alerts.
- **Automatic route building** — Easily create new routes by importing GPS data points into Traversa, including stops.
- **Geographical boundary monitoring** — Quickly create geographical boundaries and geofences that trigger alerts when a specified vehicle enters or leaves the area.
- **Planned versus actual** — Compare planned runs to actual GPS data to ensure accuracy of route and stop times.

- **Vehicle GPS history** — View a history of where each bus traveled, including location, speed, and heading, as well as alerts for historic dates.

Traversa works with Tyler Telematic GPS as well as many other GPS hardware providers.

The Hardware

Geotab

Geotab GPS® units are a proven telematic platform with more than two million monthly subscribed devices currently in operation worldwide. Cellular options include GO9 LTE ATT, GO9 LTE TMO, and GO9 LTE VZW.

- **On-board alerts** — Audible alerts will sound when a driver gets close to exceeding predefined thresholds. For example, if district policy dictates that the bus can only idle for 5 minutes, an alert will sound for the driver when they are about to exceed the threshold for acceptable idling. The alert will continue to sound until the driver corrects the behavior.
- **Multiple external inputs** — Optionally track events such as the use of directionals, red and amber overhead lights, parking brake, brake lights, and reverse lights.
- **IOX Input/Output Expandable Technology** — IOX expander modules can be “piggy-backed” together and plugged into a single USB port. Link multiple devices, such as student ridership trackers, NFC devices, external buzzers, and more to accommodate changing needs.
- **Engine diagnostics** — Collect mileage, low battery, idling, engine warnings, and many other events through OBDII, J1939 or J1708 protocols, and other legacy protocols.
- **Built-in accelerometer** — Measure g-force data, including hard braking, rapid acceleration, accident-level events, and more. Automatically collect 100 minutes of one-second interval accident data.
- **Near Field Communication (NFC) Driver Key Fobs** — Capture driver behavior data to aggregate across multiple vehicles.
- **Seamless integration** — With Tyler student tracking/ridership solutions.
- **Plug-and-play installation** — As easy to install as it is to use. No drilling required!

MyGeoTab and Geotab are registered products of Geotab, Inc.

Traversa Advanced AVL



CREATE PRECISE ROUTES

Use actual historical runs to craft your planned routes for the future.



UTILIZE CUSTOM ALERTS

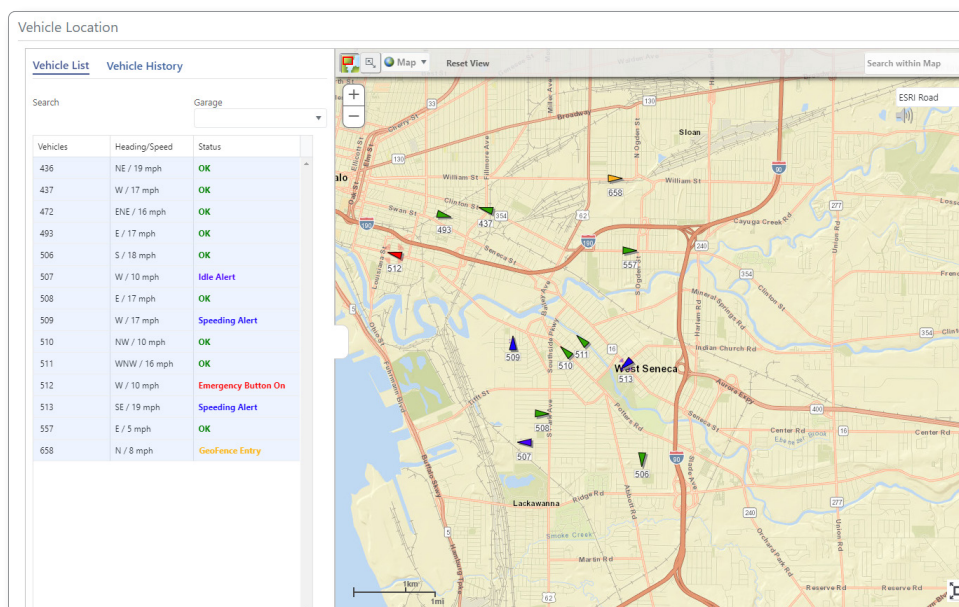
Use a variety of custom alerts to notify your district automatically about vehicle and route irregularities.



EMPOWER YOUR DRIVERS

Provide your drivers with accurate routes, and make them aware of any irregularities that your alerts may be revealing.

Coordinate and ensure compliance with even the most complex routing scenarios with Traversa Advanced AVL™ (Automatic Vehicle Location), a powerful solution which adds functionality for Traversa® clients who use geolocation hardware such as Tyler Telematic GPS™ or Tyler Drive™ on their fleet. Traversa Advanced AVL makes mapping and monitoring routes easier with tools to import runs from GPS data, data to compare planned runs to actual runs, vehicle alerts, and geofencing rules.



Vehicle statuses are presented on both a list and a map.

IMPORT RUNS FROM GPS DATA AND MORE

The most accurate planned routes are those that are built from real-world data. Traversa Advanced AVL allows you to create runs using GPS data collected by hardware on district vehicles. Simply choose the date and vehicle to import the right data into Traversa Advanced AVL, and build your planned routes from there.

...continued on back

COMPARE PLANNED VS. ACTUAL RUNS

Comparing and contrasting your historical runs to a planned one is the most powerful tool available to help transportation managers adjust routes, stop times, and more for the most accuracy and safety. In Traversa Advanced AVL planned runs can be compared to the actual GPS path driven by any vehicle during any given date and time. Actual bus stop times and locations can also be compared to what lives in your routing plan. A percentage of the actual path that differs from the planned one is included to analyze your planned stops to reality.

CUSTOMIZE GPS VEHICLE ALERTS

Route irregularities can come from different causes: a route that needs to be adjusted, a dangerous intersection, a driver who could benefit from some focused training. In any case, when gas mileage, bell times, or even student safety are on the line, the irregularity needs to be examined sooner rather than later. Traversa Advanced AVL makes it easy to identify potential issues as they happen with GPS Vehicle Alerts. Examples of these alerts include:

- Accidents
- Emergency Button Activation
- Harsh Braking
- Speeding Alerts

These alerts update in real time and display next to the GPS map, so that your district can monitor these side-by-side. Traversa Advanced AVL offers the ability to color code these alerts, and add audible sounds when certain alerts occur. Like other Traversa Advanced AVL activities, vehicle alerts are logged and can be used for reporting in the future.

Customize your vehicle alerts to include accident identification, speeding, harsh braking, and more.

Event Description	Alert ↓	Audible	Color
Accident	<input checked="" type="checkbox"/>	<input type="checkbox"/>	Red
Emergency Button On	<input checked="" type="checkbox"/>	<input checked="" type="checkbox"/>	Red
Emergency Door Open	<input checked="" type="checkbox"/>	<input type="checkbox"/>	Red
GeoFence Entry	<input checked="" type="checkbox"/>	<input type="checkbox"/>	Yellow
GeoFence Exit	<input checked="" type="checkbox"/>	<input type="checkbox"/>	Yellow
Harsh Acceleration	<input checked="" type="checkbox"/>	<input type="checkbox"/>	Magenta
Harsh Braking	<input checked="" type="checkbox"/>	<input type="checkbox"/>	Magenta
Idle Alert	<input checked="" type="checkbox"/>	<input checked="" type="checkbox"/>	Purple
Speeding Alert	<input checked="" type="checkbox"/>	<input checked="" type="checkbox"/>	Blue
Stop Arm Open	<input checked="" type="checkbox"/>	<input type="checkbox"/>	Blue

BOUND YOUR DISTRICT WITH GEOFENCE RULES

Traversa Advanced AVL also empowers you to set these geofence rules for your district. Alerts can be set for when a vehicle moves in or out of a geofence area, helping you manage dispatch, track irregularities, or identify when park out vehicles have ended their route.

THE HARDWARE

Our Tyler Telematic GPS hardware is manufactured by Geotab, Inc. Since 2000, Geotab has been manufacturing powerful, end-to-end telematics solutions and has become the resource management system of choice by leading local and international organizations. Geotab's telematics technology creates a solution that gives customers the tools and data they need to improve efficiencies, reduce waste, build service levels, making real business improvements that cut costs and increase revenues. Geotab has deployed over 2,000,000 devices worldwide that serve the diverse needs of organizations who wish to measure so they can manage more efficiently.

MYGEOTAB

The MyGeotab software solution comes with the purchase of the Telematic GPS unit. MyGeotab is a comprehensive Automatic Vehicle Location software package which provides features such as real-time GPS vehicle tracking, trips, and activity reporting. Along with other features which will help the District reduce fuel costs by controlling idling, speeding and miles driven. MyGeotab also includes an administrator's interface into the GPS data and hardware which allows the user to administer certain functions of the unit. Training and technical support will be supplied for the accompanying AVL system.

MyGeotab will also send alerts on battery voltage levels, low fuel, oil pressure and more. On those cold mornings, the District will know which vehicles are not going to start before even heading to the garage.



1.4 VERSATRANS STUDENT TRACKING™

Tyler has researched numerous technologies for tracking the loading and unloading of students from a bus including fingerprint and other biometric reader technologies, low frequency, and high frequency radio frequency identification (RFID), passive and active RFID. Through these efforts, Tyler has determined that the best value for student tracking is an RFID reader/writer mounted in the stairwell area at the front of the bus. This allows students to present their tags or cards as they enter and exit the bus. Students in many districts are already using RFID tags or cards for lunch point-of-sales systems and library systems. They are familiar with the process of presenting their tags or cards to perform certain tasks at school.

Tyler supports industry standard Near Field Communication (NFC) cards with our readers. We recommend cards that use the MIFARE® Ultralight chipset and the NTAG213 chipset. If the school is using existing RFID cards that are not NFC, please let us know, and we can probably support them.

Student Tracking can be added later, as needed. It is not necessary to add RFID readers at the same time as installing TTGPS and/or Tyler Drive. The same unique harness which allows an easy connection of the RFID reader/writer to the hardware also ensures provides a very high read rate which is not seen by other RFID student tracking systems in the K-12 transportation industry. RFID scans are processed in real-time by Tyler Drive and near real-time for TTGPS.



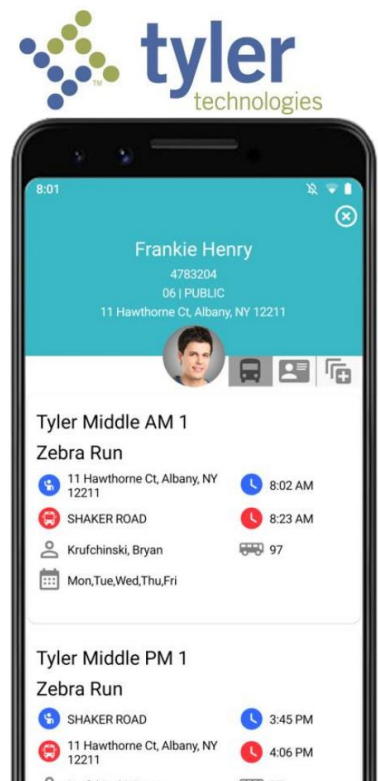
3.4 RIDE 360™

Traversa's parent portal, Ride 360, gives parents secure web and mobile access to routing information, which can include the bus stop, run name, bus number, and more. Ride 360 works on both iOS and Android platforms as well as through a web-browser, and parents register for the portal themselves, so there is no time-consuming user creation for districts. The signup process is secure, and the district creates parameters whereby parents access only their child(ren)'s routing information. The district can configure how much information to show, and parents can even send messages to the district through the portal, as an email to whomever the district prefers.

Included at no extra cost, the Ride 360 mobile app gives parents up-to-date bus ETAs, current bus location, as well as student ridership data (with appropriate hardware). The district can also send push notifications for communications such as a bus delay or school-wide closing, and users can filter notifications for students on a particular run, vehicle, school, grade or any student field.

3.5 ELECTRONIC ROLLOUT SHEET™

Traversa's Electronic Rollout Sheet (ERS) provides quick access to critical data for dispatching. The Electronic Rollout Sheet uses planned data from Traversa including vehicle and driver information. A dispatcher can mark that a driver has checked in or enter substitutions for drivers who are absent or vehicles that need to be swapped out for the day. Most importantly, ERS will push data to Tyler's parent app, Ride 360, in real time, users will have the peace of mind that their students and parents will have the correct information daily.





MEMORANDUM

To: Dr. Meza-Chavez, Superintendent

From: Raul Jacques, Director of Child Nutrition Services

Subject: April 2022 – Nutrition Services Update

Date: June 8, 2022

During the month of May, we served approximately 100,560 meals to students. This includes breakfast, lunch, supper, afterschool snacks and Saturday meals. The month has been filled with activities to support with special meals. It has been very busy and we have enjoyed celebrating with students.

We are ready to transition operations to the Summer Food Service Program. The program will run concurrently with summer school. We will also offer “Abuelita’s Kitchen Cooking Academy” at Borrego Elementary School. This is a two week program where students learn how to cook traditional foods from this region.

The Child Nutrition staff makes sure that students have access to nutritious meals every school day and during Saturday School. We are thankful for the opportunity to serve our students.