

Agenda of Regular Meeting and Public Hearing

The Board of Trustees San Elizario ISD

A Regular Meeting and Public Hearing of the Board of Trustees of San Elizario ISD will be held October 13, 2021, beginning at 5:30 PM SEISD Administration Office, 1050 Chicken Ranch Road, San Elizario, TX 79849.

Due to health and safety concerns related to the COVID-19 coronavirus, this meeting will be conducted by videoconference and teleconference. At least a quorum of the board will be participating by videoconference in accordance with the provisions of Sections 551.125 or 551.127 of the Texas Government Code that have not been suspended by order of the governor.

Although one or more board members may participate by videoconference call, a quorum of the Board of Trustees will be physically present at this location for purposes of this meeting and in conformance with the Texas Open Meetings Act. All persons in physical attendance must comply with current state and local public health orders, including those regarding face masks/coverings, maintain at least 3 feet of social distance from one another, and remain in compliance with any other state and local public health orders issued in connection with the Covid-19 Pandemic.

Members of the public who desire to address the board regarding an item on this agenda must comply with the following registration procedures: Public comments may be submitted to chcuevas@seisd.net at any time prior to the board meeting time.

A Board packet can be found at [San Elizario ISD Public View - BoardBook Premier](#)

Members of the public who desire to address the board regarding an item on this agenda must comply with the following registration procedures: Public comments may be submitted to chcuevas@seisd.net at any time prior to the board meeting time.

The open portions of this meeting will be recorded and made available to the public upon request.

The subjects to be discussed or considered or upon which any formal action may be taken are listed below. Items do not have to be taken in the order shown on this meeting notice.

Unless removed from the consent agenda, items identified within the consent agenda will be acted on at one time.

1. GENERAL FUNCTIONS

Mrs. Sandra Licon, Board President

A. Call Meeting to Order

B. Roll Call

C. Pledge of Allegiance

D. **San Elizario ISD Mission Statement**

San Elizario ISD's mission is to graduate students with skills to meet the demands of a changing world by promoting student success as non-negotiable, channeling resources to match learning

needs of students, employ and retain a quality staff so that San Elizario is a proud, innovative and academically superior district.

Mrs. Sandra Licon, Board President

2. **OPEN FORUM** (five minute limit)
3. **DISTRICT RECOGNITIONS**
 - A. Teacher and Employee of the Month for Loya Primary School
Ms. Julissa Esquivel, Principal, Loya Primary School
 - B. October is Principal's Month 5
Dr. Rogelio Segovia, Associate Superintendent
 - C. Texas Human Resources Day 6
Mrs. Blanca Cruz, Human Resources Director
4. **EXECUTIVE SESSION**
The Board will enter into a closed meeting to discuss personnel matters, to consult with attorney, to discuss real estate matters, to consider recommendations for hiring of personnel or termination of personnel and other personnel matters under Sec. 551.071, 551.072 and 551.074, Texas Gov. Code:
 - A. Discussion on Employee / Board / Superintendent Communication
 - B. Discussion regarding review and possible edits to the Board Operating Procedures
5. **THE BOARD WILL RETURN TO OPEN SESSION TO TAKE POSSIBLE ACTION ON THE MATTERS DISCUSSED IN EXECUTIVE SESSION**
 - A. Discussion and possible action to approve review and edits to Board Operating Procedures
6. **NEW BUSINESS / BOARD ACTION ITEMS**
 - A. Student Outcome Goals
 1. Loya Primary School - Monitoring Student Progress 8
Ms. Julissa Esquivel, Principal, Loya Primary School
 - B. Overview of the Financial Integrity Rating System of Texas (FIRST) and public hearing on the FIRST Report 25
Mr. Norberto Rivas, Chief Financial Officer
7. **PRESENTATION / REPORTS / INFORMATION**
 - A. 2021 District and Campus Accountability Ratings (Information) 35
Ms. Lisa Renegar, Research and Evaluation Administrator
 - B. Monitoring Superintendent Constraints (Information) 38
 1. **CPM 1.1:** Student attendance rate in the district will increase from 94.82% in 2018 to 97.5% by June 2024.
Ms. Lisa Renegar, Research and Evaluation Administrator
 - C. Bilingual / ESL Program Evaluation (Information) 41
Ms. Susana Frescas, Administrator Instructional Programs
 - D. Building Inspection - Organizacion Progresiva (Information) 67
Mr. Jesus Martinez, Support Services Director
 - E. Curbside Meal Service Update (Information) 70
Mr. Raul Jacques, Child Nutrition Services Director
8. **CONSENT AGENDA** - Consider and possible Board action on
 - A. Financial Reports
 1. Tax Report 71
 2. Financial Statements 73
 3. Investment Report 79

4.	Purchase Orders exceeding \$25,000.00	91
	PO# 43362 - ProComputing Corporation - \$66,620.56	
	PO# 43363 - School Specialty Education - \$426,295.70	
B.	Goal Progress Monitoring	
1.	Goal 3: Students graduating college, career, and military ready will increase from 65% in June 2018 to 81% by June 2024	95
	Ms. Lisa Renegar, Research and Evaluation Administrator	
C.	Substitute Pay Rate Changes	101
	Mrs. Blanca Cruz, Human Resources Director	
D.	Summer Retention Stipend - ESSER Funded	104
	Mrs. Blanca Cruz, Human Resources Director	
E.	GRIT Program - Tuition Reimbursement	106
	Mrs. Blanca Cruz, Human Resources Director	
F.	Proclamation 2022 Health Textbook Committee Members	112
	Ms. Susana Frescas, Administrator Instructional Programs	
G.	Consider approval of minutes for the following: Board of Trustees	
1.	September 8, 2021 - Regular Board Meeting	113
	September 15, 2021 - Special Board Meeting	
H.	Consider disposal of surplus property declared obsolete and unnecessary by Superintendent or her Designee, to include disposal of broken furniture and technology equipment according to Administrative discretion and by any reasonable means.	
1.	Support Services Department	120
	Mr. Jesus Martinez, Support Services Director	
2.	Technology Department	123
	Mr. Horacio Hernandez, Technology Director	
9.	NEXT MEETING DATE: Special Board Meeting / Training: October 16, 2021, at 8:00 a.m. Regular Board Meeting: November 10, 2021, at 5:30 p.m.	
10.	ADJOURNMENT	

If, during the course of the meeting covered by this Notice, the Board of Trustees should determine that a closed or executive meeting or session of the Board of Trustees is required, then such closed or executive meeting or session as authorized by the Texas Open Meetings Act, Texas Government Code Section 551.001 et seq., will be held by the School Board at the date, hours, and place given in this Notice or as soon after the commencement of the meeting covered by this Notice as the School Board may conveniently meet in such closed or executive meeting or session concerning any and all purposes permitted by the Act, including, but not limited to the following sections and purposes:

Texas Government Code Section:

- 551-071 Private consultation with the board's attorney.
- 551-072 Discussing purchases, exchange, leases, or value of real property.
- 551-073 Discussing negotiated contracts for prospective gifts or donations.
- 551-074 Discussing personnel or to hear complaints against personnel
- 551-076 Deliberation regarding security devices
- 551-082 Considering discipline of a public school child, or complaint or charge against personnel
- 551-083 Considering the standards, guidelines, terms or conditions the board will follow, or will instruct its representative to follow, in consultation with representatives of employee groups.
- 551-084 Excluding witnesses from a hearing.

Should any final action, decision, or final vote be required in the opinion of the school Board with regard to any matter considered in such closed or executive meeting or session, then the final action, or final vote shall be either:

- (a) in the open meeting covered by the Notice upon the reconvening of the public meeting; or
- (b) at a subsequent public meeting of the School Board upon notice thereof; as the School Board shall determine.

THANK YOU PRINCIPALS

NATIONAL PRINCIPALS MONTH

OCTOBER 2021



Mrs. Marioni
SEHS



Mr. Salcido
GEMS



Mr. Seigel
Sambrano



Mrs. Wilks
Borrego



Ms. De Santos
Alarcon



Mrs. Esquivel
Loya

“GREAT Schools
have GREAT Principals”



#SEISDCommunityOfChampions

National Human Resources Month

OCTOBER



Blanca Cruz



Elizabeth Guerrero



Robert Gallegos



Fanny Gallardo




Debbie Betancourt



Yvette Schuller



**"Train people well enough so they can leave...
Treat them well enough so they don't want to."**



Resolution

Whereas, the Human Resources division is instrumental in recruiting, selecting, resourcing, and retaining quality staff in support of providing an excellent education for all students; and

Whereas, Human Resources plays a key role in fostering satisfaction and loyalty among employees by allowing for professional growth and development and keeping employees informed about policies, working conditions, compensation, and benefits; and

Whereas, Human Resources monitors and manages current and future workforce trends, organizational culture, legal and legislative trends, and ethical and social responsibility; and

Whereas, Human Resources is an important part of district leadership and is vital to the overall productivity and efficiency of the district's workforce; and

Whereas, Human Resources is a valued and respected department that sustains the district's most important asset—its people;

Therefore, the Board of Trustees of the **San Elizario Independent School District** does hereby resolve that October 13, 2021, will be observed as Texas Education Human Resources Day throughout the district. The Board also encourages students, staff, and parents to express their appreciation to our human resources team members for their dedication and commitment to **San Elizario ISD** employees and students.

Signature _____ Date _____



Lorenzo G. Loya Primary

San Elizario Independent School District

2021 - 2022

#SEISDCommunityOfChampions

Mission and Vision



Mission Statement:

We, the faculty and staff at Lorenzo G. Loya Primary, are committed to creating a secure and positive learning environment in which students are encouraged to develop intellectually, physically, socially, and emotionally.

Vision Statement

The faculty and staff at Lorenzo G. Loya Primary are committed to establishing a professional learning community that fosters trustworthy relationships while promoting high expectations; that will develop lifelong learners who are confident, competent, and contributing members of society.

SEISD Dual Language Mission



Mission Statement:

The San Elizario Independent School District Dual Language Program will develop highly competent bilingual and bi-literate students while fostering academic success and cultural awareness by meeting the affective, linguistic, and cognitive needs in both languages.

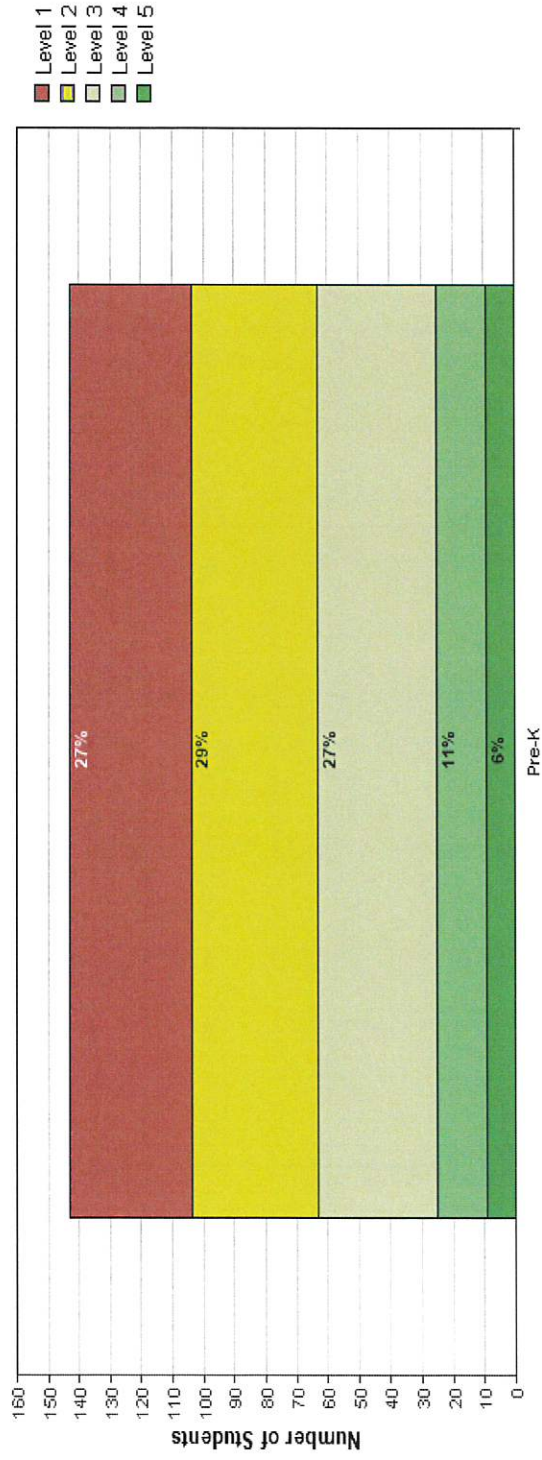
- 2nd year of implementation.



I-Station Mathematics

- ISIP™ Math results for [Lorenzo G Loya Primary School](#)

All Grades - September 2021



Pre-K

Domains Assessed

Combination of monolingual and dual language students



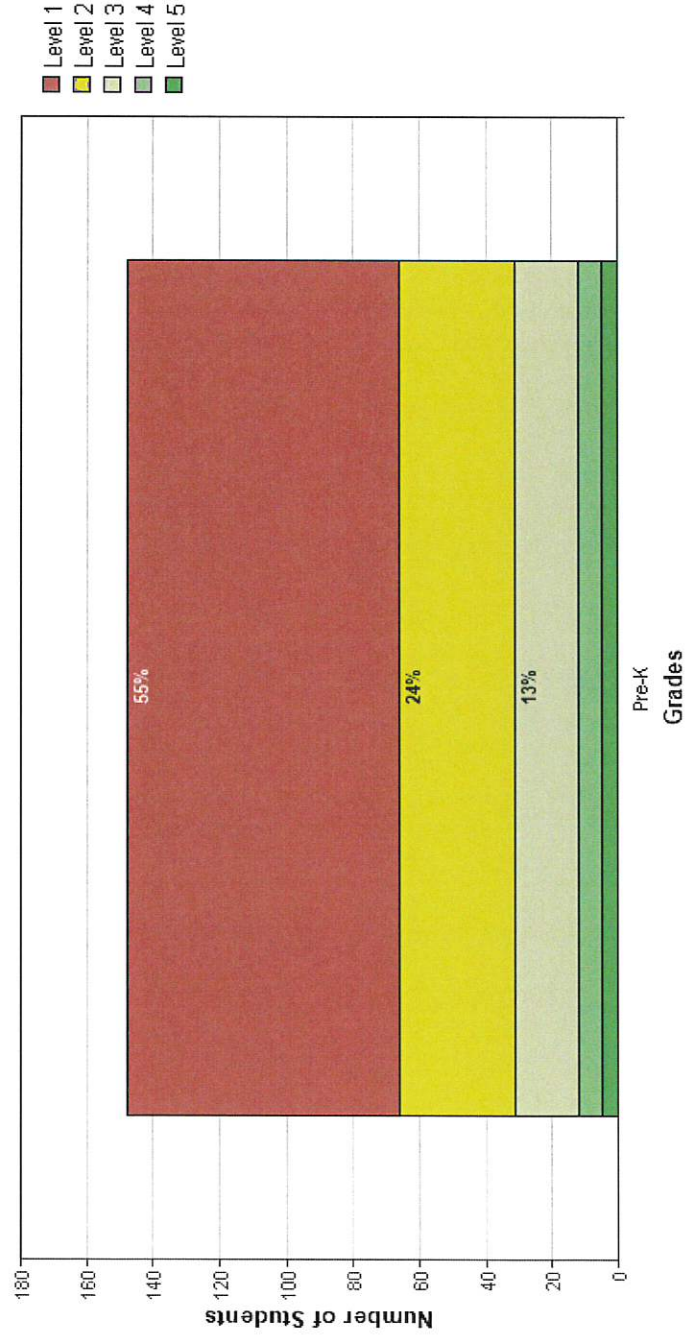
Mathematics Interventions

- *Once we have results from C-PALLS, intervention activities will be planned to meet specific student needs.*
- *Classroom teachers and instructional Aides (T-2's) will meet with the intervention group Monday-Friday to offer additional support in the area of need such as number sense, shapes, patterns, etc.*
- *Daily, the Math calendar introduces a new concept and to spiral concepts already taught. Learning center activities focus on practicing new concepts throughout the week.*



I-Station Reading: English results for all students.

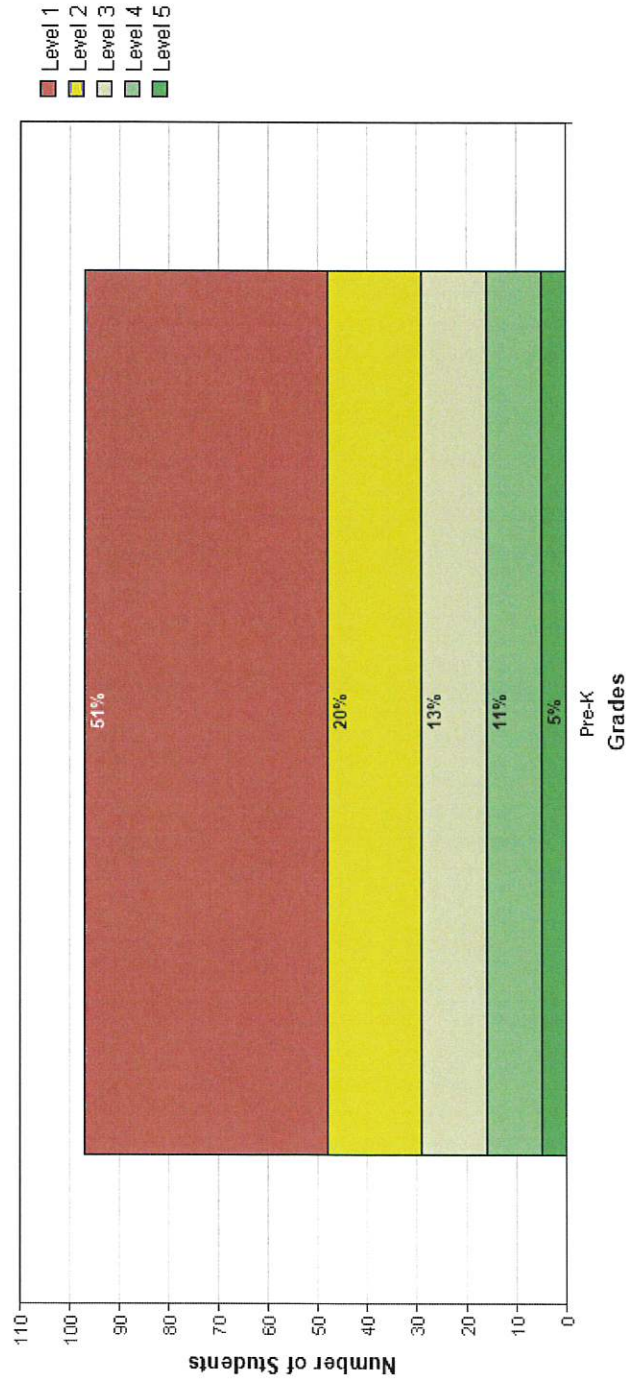
All Grades - September 2021





Spanish results for dual language students.

All Grades - September 2021



Pre-Reading Skills Interventions



- *Once we have results from C-PALLS, intervention activities will be planned to meet specific needs.*
- *Classroom teachers and instructional Aides (T-2's) will meet with intervention groups Monday-Friday to offer additional support in the area of need such as: language development and letter recognition/formation.*
- *The students are exposed daily to both the routine of "Foundations" and "Estrellita Sonidos" .*

We have recently added, "Learning Dynamics" to all classes to supplement and align with "Foundations" for letter and sound recognition. Students are enjoying the colorful visuals and songs. Teachers also incorporate the circle map from "Thinking Maps" to assist students with retention.



Language Development Intervention

- Classroom teachers have begun to make speech referrals to our SLP. Students are currently being assessed to determine their eligibility.
- Academic sing along videos are incorporated daily to encourage vocabulary development.
- Sentence stems are a model for students to extend their oral responses.



College, Career & Military Readiness

- College awareness was recently celebrated during the week of September 20-24, 2021.
- UTEP education students presented an age-appropriate slide show to our students about being a future college student. They all received a Pay Dirt Pete certification along with other gifts. Pennant flags and a UTEP banner flag were gifted to our campus.
- EPPC student ambassadors presented "What I want to be when I grow up?" Students use coloring pages of the alphabet careers and those who shared received future college shirts.

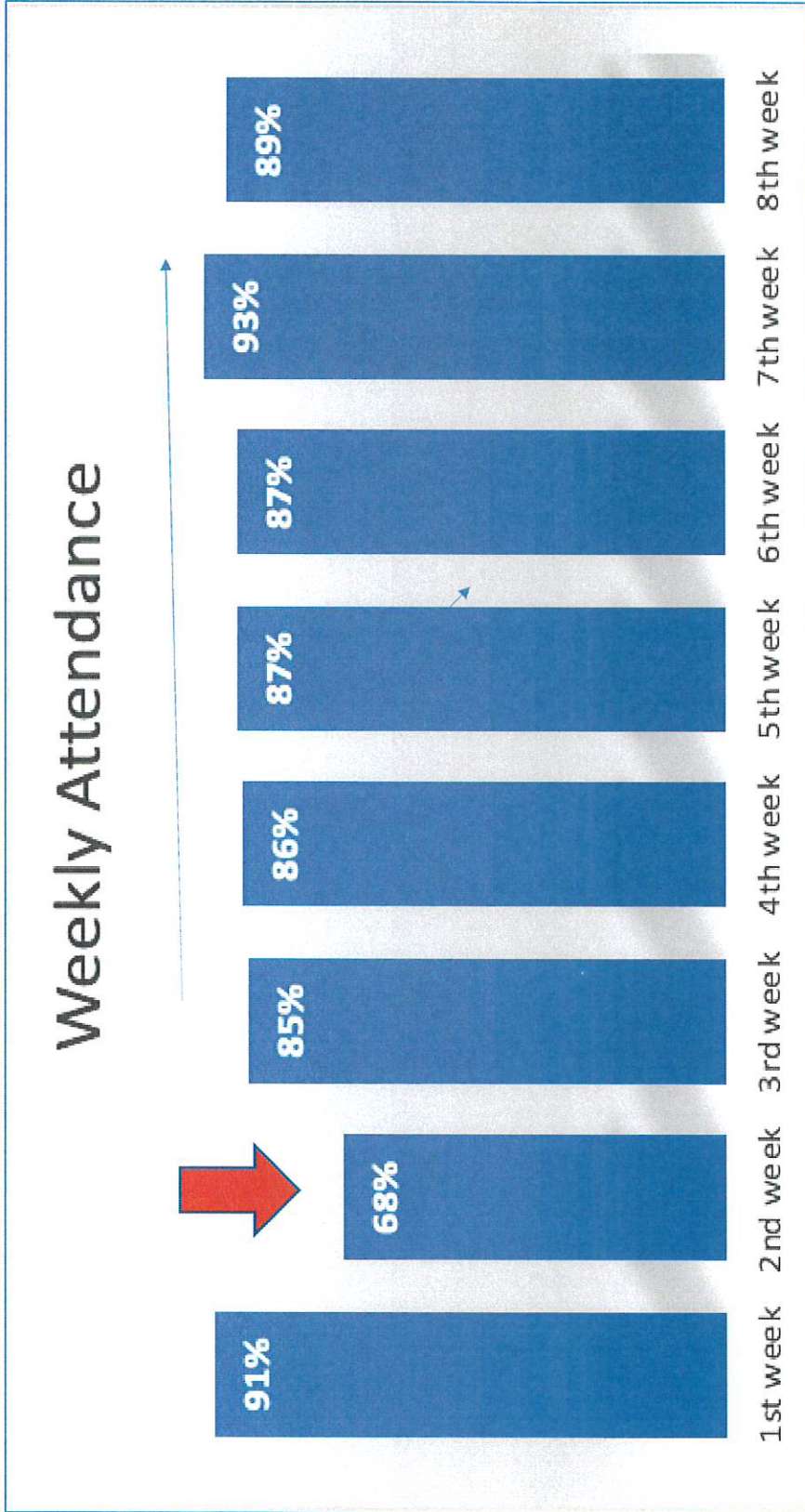
Continued College, Career & Military Readiness



- Each Monday our faculty, staff and students may wear a college or armed forces shirt to show their support.
- *Future presentations are being planned with EPPC for parents to learn how to support their children with emotional support and fair discipline.*
- *Career week is being planned for the Spring semester.*



Attendance



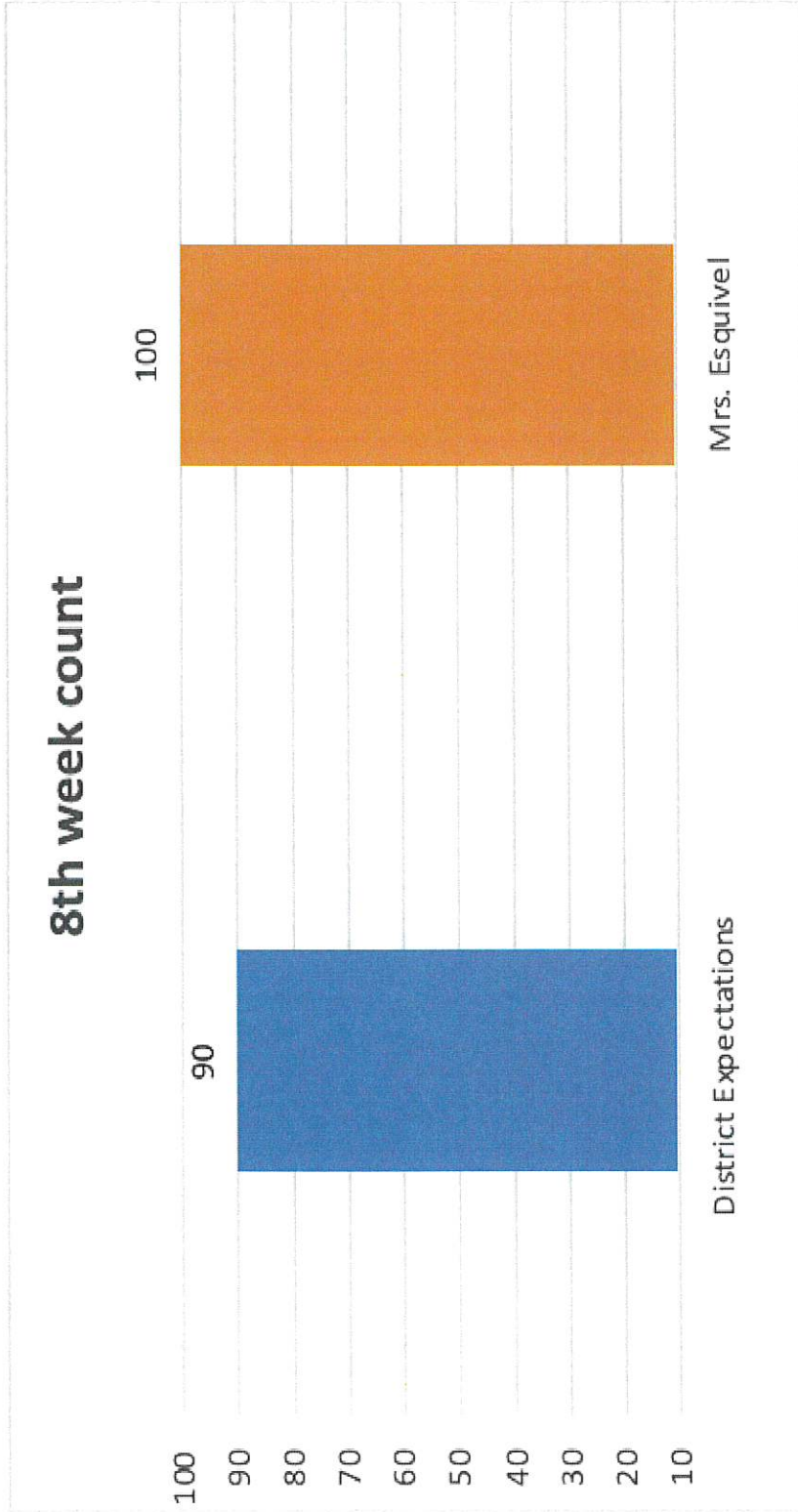


Attendance Interventions

- Calls are being made to parents to inquire about absences.
- The first few weeks of school our students were out due to illness and quarantine.
- Our CIS coordinator assists with calling parents to see how she can assist them if there is a concern.
- Teachers also email the Principal on those that have excessive absences.

The continued use of masks by all students has helped our attendance.

Walkthroughs




Social Emotional Learning:




- District Social Worker Mrs. Graves assists with students and parents who are needing immediate attention and when needed refers them out for additional support to outside agencies.
- Communities in School (CIS) Coordinator Ms. Bea Reyes works with individual Prek-4 students through a program referral system to assist in academic, attendance, and emotional support.

Social Emotional Activities Showcase



Thank you!



#SEISDCommunityOfChampions



San Elizario ISD
 P.O. Box 920
 San Elizario, TX 79849
 Phone 915.872.3900
 Fax 915.872.3903

MEMORANDUM

To: Members of the Board of Trustees
From: Norberto Rivas, Chief Financial Officer
Subject: Overview of the Financial Integrity Rating System of Texas (FIRST) and public hearing on the FIRST Report
Date: October 13, 2021

HISTORY: Under School FIRST, every school district in Texas is required to prepare an annual financial management report that includes the following:

- A. The district’s financial management performance rating provided by the Texas Education Agency (TEA) based on its comparison with indicators established by the Commissioner of Education for the state’s new Financial Accountability System.
- B. The district’s financial management performance under each indicator for the current and previous years’ financial accountability ratings;
- C. Additional information required by the Commissioner of Education.

In accordance with TEC 39.083, each school district is required to prepare and distribute an annual financial management report; and the public is provided an opportunity to comment on the report at a hearing. The Commissioner’s rules regarding FIRST are included in the Texas Administrative Code (TAC) Chapter 109 Subchapter AA.

RATIONALE: The determination of the rating is as follows:

Determination of Rating	2020-21 Rating	2019-20 Rating	2018-19 Rating	2017-18 Rating	2016-17 Rating
A. Did the district answer ‘No’ to Indicators 1, 3, 4, 5, or 2.A? If so, the school district’s rating is F for Substandard Achievement regardless of points earned.					
B. Determine the rating by the applicable number of points. (Indicators 6-15)					
A= Superior	90 – 100	90 – 100	90 – 100	90 – 100	70 – 100
B = Above Standard	80 – 89	80 – 89	80 – 89	80 – 89	50 – 69
C = Meets Standard	70 – 79	60 – 79	60 – 79	60 – 79	31 – 49
F = Substandard Achievement	< 70	< 60	< 60	< 60	< 31

The District’s 2020-21 rating based on school year 2019-20 data was an ‘A = Superior’ with a score of 94 out of 100.

San Elizario ISD’s mission is to graduate students with skills to meet the demands of a changing world by promoting student success as non-negotiable, channeling resources to match learning needs of students, employ and retain a quality staff so that San Elizario is a proud, innovative and academically superior district



San Elizario ISD
 P.O. Box 920
 San Elizario, TX 79849
 Phone 915.872.3900
 Fax 915.872.3903

A comparison of ratings for the districts within Region 19 for the past four years is as follows:

CDN	School District	2020-21 Score	2019-20 Score	2018-19 Score	2017-18 Score	2016-17 Score
071901	Clint ISD	100	98	96	96	98
071902	El Paso ISD	96	98	96	84	92
071903	Fabens ISD	96	86	58	0	90
071904	San Elizario ISD	94	92	88	98	98
071905	Ysleta ISD	92	98	98	98	98
071906	Anthony ISD	88	86	96	96	96
071907	Canutillo ISD	100	96	90	86	86
071908	Tornillo ISD	92	84	96	86	86
071909	Socorro ISD	96	96	96	96	100

In the attachment included, you will find the following:

- The report received from TEA
- A comparison of the indicators with the previous year
- The required disclosures
 1. A copy of the Superintendent’s current employment contract
 2. A summary schedule for the fiscal year of expenditures paid on behalf of the Superintendent and each Board member and total reimbursements received by the Superintendent and each Board member
 3. A summary schedule for the fiscal year of the total dollar amount of compensation and fees received by the Superintendent from any outside entity in exchange for professional consulting or other personal services
 4. A summary schedule for the fiscal year of the total dollar amount of gifts that had an economic value of \$250 more received by the executive officers and Board members
 5. A summary schedule for the fiscal year of the dollar amount received by Board members for the total amount of business transactions with the school district

BUDGET IMPACT: There is no budget impact associated with this agenda item.

ADMINISTRATIVE RECOMMENDATION: This report is for information only.

Please check one: For approval Report / Information only Recognition only

San Elizario ISD’s mission is to graduate students with skills to meet the demands of a changing world by promoting student success as non-negotiable, channeling resources to match learning needs of students, employ and retain a quality staff so that San Elizario is a proud, innovative and academically superior district

User: Norberto Rivas
 User Role: District

RATING YEAR DISTRICT NUMBER



Financial Integrity Rating System of Texas

2020-2021 RATINGS BASED ON SCHOOL YEAR 2019-2020 DATA - DISTRICT STATUS DETAIL

Name: SAN ELIZARIO ISD(071904)	Publication Level 1: 8/4/2021 2:00:38 PM
Status: Passed	Publication Level 2: 8/6/2021 11:10:55 AM
Rating: A = Superior Achievement	Last Updated: 8/6/2021 11:10:55 AM
District Score: 94	Passing Score: 70

#	Indicator Description	Updated	Score
1	Was the complete annual financial report (AFR) and data submitted to the TEA within 30 days of the November 27 or January 28 deadline depending on the school district's fiscal year end date of June 30 or August 31, respectively?	6/8/2021 3:25:30 PM	Yes
2	Was there an unmodified opinion in the AFR on the financial statements as a whole? (The American Institute of Certified Public Accountants (AICPA) defines unmodified opinion. The external independent auditor determines if there was an unmodified opinion.)	6/8/2021 3:25:30 PM	Yes
3	Was the school district in compliance with the payment terms of all debt agreements at fiscal year end? (If the school district was in default in a prior fiscal year, an exemption applies in following years if the school district is current on its forbearance or payment plan with the lender and the payments are made on schedule for the fiscal year being rated. Also exempted are technical defaults that are not related to monetary defaults. A technical default is a failure to uphold the terms of a debt covenant, contract, or master promissory note even though payments to the lender, trust, or sinking fund are current. A debt agreement is a legal agreement between a debtor (= person, company, etc. that owes money) and their creditors, which includes a plan for paying back the debt.)	6/8/2021 3:25:30 PM	Yes
4	Did the school district make timely payments to the Teachers Retirement System (TRS), Texas Workforce Commission (TWC), Internal Revenue Service (IRS), and other government agencies? (If the school district received a warrant hold and the warrant hold was not cleared within 30 days from the date the warrant hold was issued, the school district is considered to not have made timely payments and will fail critical indicator 4. If the school district was issued a warrant hold, the maximum points and highest rating that the school district may receive is 95 points, A = Superior Achievement, even if the issue surrounding the initial warrant hold was resolved and cleared within 30 days.)	7/1/2021 9:02:23 AM	Yes Ceiling Passed
5	This indicator is not being scored.		1 Multiplier Sum
6	Was the average change in (assigned and unassigned) fund balances over 3 years less than a 25 percent decrease or did the current year's assigned and unassigned fund balances exceed 75 days of operational expenditures? (If the school district fails indicator 6, the maximum points and highest rating that the school district may receive is 89 points, B = Above Standard Achievement.)	6/28/2021 11:05:36 AM	Ceiling Passed
7	Was the number of days of cash on hand and current investments in the general fund for the school district sufficient to cover operating expenditures (excluding facilities acquisition and construction)? See ranges below in the Determination of Points section.	6/8/2021 3:25:30 PM	10
8	Was the measure of current assets to current liabilities ratio for the school district sufficient to cover short-term debt? See ranges below in the Determination of Points section.	6/8/2021 3:25:30 PM	4
9	Did the school district's general fund revenues equal or exceed expenditures (excluding facilities acquisition and construction)? If not, was the school district's number of days of cash on hand greater than or equal to 60 days? See ranges below in the Determination of Points section.	6/8/2021 3:25:30 PM	10
10	Did the school district average less than a 10 percent variance (90% to 110%) when comparing budgeted revenues to actual revenues for the last 3 fiscal years?	7/2/2021 1:15:39 PM	10
11	Was the ratio of long-term liabilities to total assets for the school district sufficient to support long-term solvency? If the school district's increase of students in membership over 5 years was 7 percent or more, then the school district automatically passes this indicator. See ranges below in the Determination of Points section.	6/8/2021 3:25:32 PM	10
12	Was the debt per \$100 of assessed property value ratio sufficient to support future debt repayments? See ranges below in the Determination of Points section.	6/8/2021 3:25:32 PM	10
13	Was the school district's administrative cost ratio equal to or less than the threshold ratio? See ranges below in the Determination of Points section.	6/8/2021 3:25:32 PM	10
14	Did the school district not have a 15 percent decline in the students to staff ratio over 3 years (total enrollment to total staff)? If the student enrollment did not decrease, the school district will automatically pass this indicator.	6/8/2021 3:25:33 PM	10

15	Was the school district's ADA within the allotted range of the district's biennial pupil projection(s) submitted to TEA? If the district did not submit pupil projections to TEA, did it certify TEA's projections? See ranges below in the Determination of Points section.	6/8/2021 3:25:33 PM	5
16	Did the comparison of Public Education Information Management System (PEIMS) data to like information in the school district's AFR result in a total variance of less than 3 percent of all expenditures by function? (If the school district fails indicator 16, the maximum points and highest rating that the school district may receive is 89 points, B = Above Standard Achievement.)	6/8/2021 3:25:33 PM	Ceiling Passed
17	Did the external independent auditor report that the AFR was free of any instance(s) of material weaknesses in internal controls over financial reporting and compliance for local, state, or federal funds? (The AICPA defines material weakness.) (If the school district fails indicator 17, the maximum points and highest rating that the school district may receive is 79 points, C = Meets Standard Achievement.)	6/8/2021 3:25:33 PM	Ceiling Passed
18	Did the external independent auditor indicate the AFR was free of any instance(s) of material noncompliance for grants, contracts, and laws related to local, state, or federal funds? (The AICPA defines material noncompliance.)	6/8/2021 3:25:33 PM	10
19	Did the school district post the required financial information on its website in accordance with Government Code, Local Government Code, Texas Education Code, Texas Administrative Code and other statutes, laws and rules that were in effect at the school district's fiscal year end?	6/8/2021 3:25:33 PM	5
20	Did the school board members discuss the district's property values at a board meeting within 120 days before the district adopted its budget? (If the school district fails indicator 20 the maximum points and highest rating that the school district may receive is 89 points, B = Above Standard Achievement.)	6/8/2021 3:25:33 PM	Ceiling Passed
			94 Weighted Sum
			1 Multiplier Sum
			(100 Ceiling)
			94 Score

DETERMINATION OF RATING

A.	Did the school district fail any of the critical indicators 1, 2, 3, or 4? If so, the school district's rating is F for Substandard Achievement regardless of points earned.	
B.	Determine the rating by the applicable number of points.	
	A = Superior Achievement	90-100
	B = Above Standard Achievement	80-89
	C = Meets Standard Achievement	70-79
	F = Substandard Achievement	<70
<p>No Rating = A school district receiving territory that annexes with a school district ordered by the commissioner under TEC 13.054, or consolidation under Subchapter H, Chapter 41. No rating will be issued for the school district receiving territory until the third year after the annexation/consolidation.</p> <p>The school district receives an F if it scores below the minimum passing score, if it failed any critical indicator 1, 2, 3, or 4, if the AFR or the data were not both complete, or if either the AFR or the data were not submitted on time for FIRST analysis.</p>		

CEILING INDICATORS

Did the school district meet the criteria for any of the following **ceiling indicators** 4, 6, 16, 17, or 20? If so, the school district's applicable maximum points and rating are disclosed below. Please note, an F = Substandard Achievement Rating supersedes any rating earned as the result of the school district meeting the criteria of a ceiling indicator.

Determination of rating based on meeting ceiling criteria.	Maximum Points	Maximum Rating
Indicator 4 (Timely Payments) - School district was issued a warrant hold.	95	A = Superior Achievement
Indicator 6 (Average Change in Fund Balance) - Response to indicator is <i>No</i> .	89	B = Above Standard Achievement
Indicator 16 (PEIMS to AFR) - Response to indicator is <i>No</i> .	89	B = Above Standard Achievement
Indicator 17 (Material Weaknesses) - Response to indicator is <i>No</i> .	79	C = Meets Standard Achievement
Indicator 20 (Property Values and Tax Discussion) - Response to indicator is <i>No</i> .	89	B = Above Standard Achievement

Home Page: [Financial Accountability](#) | Send comments or suggestions to FinancialAccountability@tea.texas.gov

THE TEXAS EDUCATION AGENCY
1701 NORTH CONGRESS AVENUE · AUSTIN, TEXAS, 78701 · (512) 463-9734

Comparison of the Indicators with the Previous Year

#	<u>Indicators</u>	2020-21 Score	2019-20 Score
1	Was the complete annual financial report (AFR) and data submitted to the TEA within 30 days of the November 27 or January 28 deadline depending on the school district's fiscal year end date of June 30 or August 31, respectively?	Yes	Yes
2	Was there an unmodified opinion in the AFR on the financial statements as a whole? (The American Institute of Certified Public Accountants (AICPA) defines unmodified opinion. The external independent auditor determines if there was an unmodified opinion.)	Yes	Yes
3	Was the school district in compliance with the payment terms of all debt agreements at fiscal year end? (If the school district was in default in a prior fiscal year, an exemption applies in following years if the school district is current on its forbearance or payment plan with the lender and the payments are made on schedule for the fiscal year being rated. Also exempted are technical defaults that are not related to monetary defaults. A technical default is a failure to uphold the terms of a debt covenant, contract, or master promissory note even though payments to the lender, trust, or sinking fund are current. A debt agreement is a legal agreement between a debtor (person, company, etc. that owes money) and their creditors, which includes a plan for paying back the debt.)	Yes	Yes
4	Did the school district make timely payments to the Teacher Retirement System (TRS), Texas Workforce Commission (TWC), Internal Revenue Service (IRS) and other government agencies?	Yes	Yes
5	This indicator is not being scored.	N/A	N/A
6	Was the average change in (assigned and unassigned) fund balances over 3 years less than a 25 percent decrease or did the current year's assigned and unassigned fund balances exceed 75 days of operational expenditures? (If the school district fails indicator 6, the maximum points and highest rating that the school district may receive is 89 points, B = Above Standard Achievement.)	Ceiling Passed	Not an indicator
7	Was the number of days on cash on hand and current investments in the general funds for the school district sufficient to cover operating expenditures (excluding facilities acquisition and construction)?	10	10
8	Was the measure of current assets to current liabilities ratio for the school district sufficient to cover short-term debt?	4	8
9	Did the school district's general fund revenues equal or exceed expenditures (excluding facilities acquisition and construction)? If not, was the school district's number of days of cash on hand greater than or equal to 60 days?	10	10
10	Did the school district average less than a 10 percent variance (90% to 110%) when comparing budgeted revenues to actual revenues for the last 3 fiscal years?	10	Not an indicator

#	<u>Indicators</u>	2020-21 Score	2019-20 Score
11	Was the ratio of long-term liabilities to total assets for the school district sufficient to support long-term solvency?	10	10
12	Was the debt per \$100 of assessed property value ratio sufficient to support future debt repayments?	10	Not an indicator
13	Was the school district's administrative cost ratio equal to or less than the threshold ratio?	10	8
14	Did the school district not have a 15 percent decline in students to staff ratio over 3 years (total enrollment to total staff)? (If the student enrollment did not decrease, the school district will automatically pass this indicator.)	10	10
15	Was the school district's ADA within the allotted range of the district's biennial pupil projection(s) submitted to TEA?	5	Not an indicator
16	Did the comparison of Public Education Information Management System (PEIMS) data to like information in the school district's AFR result in a total variance of less than 3 percent of all expenditures by function?	Ceiling Passed	10
17	Did the external independent auditor report that the AFR was free of any instance(s) of material weaknesses in internal controls over financial reporting and compliance for local, state, or federal funds? (The AICPA defines material weakness.)	Ceiling Passed	10
18	Did the external independent auditor indicate the AFR was free of any instance(s) of material noncompliance for grants, contracts, and laws related to local, state or federal funds? (The AICPA defines material noncompliance.)	10	Not an indicator
19	Did the school district post the required information on its website in accordance with Government Code, Local Government Code, Texas Education Code, Texas Administrative Code and other statutes, laws and rules that were in effect at the school district's fiscal year end?	5	Not an indicator
20	Did the school board members discuss the district's property values at a board meeting within 120 days before the district adopted its budget?	Ceiling Passed	Not an indicator

Comparison and Explanation of Calculation for Indicator #8

Indicator #8: Was the measure of current assets to current liabilities ratio for the school district sufficient to cover short-term debt? (2020-2021 Rating Score)

Current Assets		\$21,587,674			
Divided by		/			
Current Liabilities		10,896,725			
		Result		1.9811	
Determination of Points					
10	8	6	4	2	0
>=3.00	<3.00>=2.50	<2.50>=2.00	<2.00>=1.50	<1.50>=1.00	<1.00

As noted in the calculation detail above, the mathematical breakdown for this calculation resulted in 1.9811 which was less than <2.00 resulting in a score of 4. In order to have received the full 10 points, either current assets would have needed to be \$11,100,000 more or current liabilities would have needed to be \$3,750,000 less than they were.

For comparison, the calculation for the prior year is included below.

Indicator #8: Was the measure of current assets to current liabilities ratio for the school district sufficient to cover short-term debt? (2019-2020 Rating Score)

Current Assets		\$22,370,972			
Divided by		/			
Current Liabilities		8,603,566			
		Result		2.6002	
Determination of Points					
10	8	6	4	2	0
>=3.00	<3.00>=2.50	<2.50>=2.00	<2.00>=1.50	<1.50>=1.00	<1.00

Comparison and Explanation of Calculation for Indicator #13

Indicator #13: Was the school district’s administrative cost ratio equal to or less than the threshold ratio? *(2020-2021 Rating Score)*

Fnc 21 + Fnc 41, 61xx-64xx except 6144		\$2,160,796
Fnc 11 + Fnc 12 + Fnc 13 + Fnc 31, 61xx-64xx except 6144		\$20,524,315
Result		0.1053
Determination of Points		
10	8	6
<= 0.1151	>0.1151 <=0.1401	>0.1401 <=0.1651
		4
		2
		0
		>0.1651 <=0.1901
		>0.1901 <=0.2151
		>0.2151

As noted in the calculation above, combined expenditures in function 21 and 41 decreased when compared to the prior year while combined expenditures in function 11, 12, 13 and 31 increased when compared to the prior year. Attributing to the decrease is the three positions of Facilitator-College & Career Readiness, Communications Officer and Officer- HR Administration & Compliance which at one point became vacant and were not filled during the 2019-20 year which is the year under review for the 2020-21 rating score. Attributing to the increase is the 5% pay raise given to teachers and librarians as a result of the funding increase through HB3 which became effective for the 2019-20 school year.

For comparison, the calculation for the prior year is included below.

Indicator #13: Was the school district’s administrative cost ratio equal to or less than the threshold ratio? *(2019-2020 Rating Score)*

Fnc 21 + Fnc 41, 61xx-64xx except 6144		\$2,377,362
Fnc 11 + Fnc 12 + Fnc 13 + Fnc 31, 61xx-64xx except 6144		\$19,814,231
Result		0.1200
Determination of Points		
10	8	6
<= 0.1151	>0.1151 <=0.1401	>0.1401 <=0.1651
		4
		2
		0
		>0.1651 <=0.1901
		>0.1901 <=0.2151
		>0.2151

Required Disclosures

1. Superintendent’s Employment Contract

The school district is to provide a copy of the superintendent's employment contract that is effective on the date of the School FIRST hearing in calendar year 2021. In lieu of publication in the School FIRST financial management report, the school district may choose to publish the superintendent's employment contract on the school district's Internet site. **If published on the Internet**, the contract is to remain accessible for twelve months. Link:

<https://www.seisd.net/Page/473>

2. Reimbursements Received by the Superintendent & Board Members for Fiscal Year 2020

Description of Reimbursements	Dr. Jeannie Meza-Chavez	Eduardo Chavez	Michelle Garcia	Myrna Hernandez	Irene D. Jaquez	Sandra Licon	Fernie Madrid	Becky M. Romero
Meals	\$0.00	\$165.00	\$178.25	\$326.25	\$178.25	\$370.75	\$233.25	\$0.00
Lodging	\$1,238.76	\$737.88	\$684.30	\$1,082.34	\$684.30	\$864.77	\$1,022.80	\$0.00
Transportation	\$1,899.35	\$1,017.09	\$1,175.09	\$1,470.05	\$1,043.09	\$2,684.17	\$336.00	\$0.00
Motor Fuel	\$281.68	\$2.18	\$2.18	\$2.18	\$2.18	\$2.18	\$150.49	\$0.00
Other - Registration Fees	\$355.00	\$425.00	\$450.00	\$825.00	\$475.00	\$1,145.00	\$425.00	\$50.00
Total	\$3,774.79	\$2,347.15	\$2,489.82	\$3,705.82	\$2,382.82	\$5,066.87	\$2,167.54	\$50.00

Note – The spirit of the rule is to capture all “reimbursements” for fiscal year 2020, regardless of the manner of payment, including direct pay, credit card, cash, and purchase order.

Reimbursements to be reported per category include:

Meals – Meals consumed off the school district’s premises, and in-district meals at area restaurants (excludes catered meals for board meetings).

Lodging - Hotel charges.

Transportation - Airfare, car rental (can include fuel on rental), taxis, mileage reimbursements, leased cars, parking and tolls.

Other - Registration fees, telephone/cell phone, internet service, fax machine, and other reimbursements (or on-behalf of) to the superintendent and board member not defined above.

3. Outside Compensation and/or Fees Received by the Superintendent for Professional Consulting and/or Other Personal Services for Fiscal Year 2020

For the Twelve-Month Period Ended June 30, 2020	Name(s) of Entity(ies)	Summary Amount
Superintendent – Dr. Jeannie Meza-Chavez	N/A	\$0.00

Note – Compensation does not include business revenues from the superintendent’s livestock or agricultural-based activities on a ranch or farm. Report gross amount received (do not deduct business expenses from gross revenues). Revenues generated from a family business that have no relationship to school district business are not to be disclosed.

4. Gifts Received by the Executive Officer(s) and Board Members (and First Degree Relatives, if any) in Fiscal Year 2020

For the Twelve-Month Period Ended June 30, 2020	Name	Summary Amount
Superintendent	Dr. Jeannie Meza-Chavez	\$0.00
Board Member	Eduardo Chavez	\$0.00
Board Member	Michelle Garcia	\$0.00
Board Member	Myrna Hernandez	\$0.00
Board Member	Irene D. Jaquez	\$0.00
Board Member	Sandra Licon	\$0.00
Board Member	Fernie Madrid	\$0.00
Board Member	Becky M. Romero	\$0.00

Note – An executive officer is defined as the superintendent, unless the board of trustees or the district administration names additional staff under this classification. Gifts received by first degree relatives, if any, will be reported under the applicable school official.

5. Business Transactions Between School District and Board Members for Fiscal Year 2020

For the Twelve-Month Period Ended June 30, 2020	Name	Summary Amount
Superintendent	Dr. Jeannie Meza-Chavez	\$0.00
Board Member	Eduardo Chavez	\$0.00
Board Member	Michelle Garcia	\$0.00
Board Member	Myrna Hernandez	\$0.00
Board Member	Irene D. Jaquez	\$0.00
Board Member	Sandra Licon	\$0.00
Board Member	Fernie Madrid	\$0.00
Board Member	Becky M. Romero	\$0.00

Note - The summary amounts reported under this disclosure are not to duplicate the items reported in the summary schedule of reimbursements received by board members.



San Elizario ISD
P.O. Box 920
San Elizario, TX 79849
Phone 915.872.3900
Fax 915.872.3903

MEMORANDUM

To: Members of the Board of Trustees
From: Lisa D. Renegar; Planning & Instruction
Subject: 2021 District and Campus Accountability Ratings
Date: October 13, 2021

HISTORY:

Each year, the Texas Education Agency releases accountability ratings for school districts and campuses. The accountability data tables were released on August 27, 2021. In a normal year, districts and each campus with that district are rated under the A-F system, which consists of 3 Domains that are measured by a number of factors. Some of these factors include STAAR and TELPAS scores, CCMR percentages, student growth, and graduation rates.

RATIONALE:

The last time that SEISD received A-F ratings was in 2018-2019. Our district overall score was an 89 (B).

In the 2019-2020 school year, STAAR testing was cancelled. Since STAAR test scores are a large part of what comprises the accountability ratings, no districts in Texas received A-F ratings in 2020. All Texas districts were rated as “Not Rated: Declared State of Disaster” in 2020. This was due to the COVID-19 pandemic.

Due to the ongoing pandemic, all districts in 2021 have once again received ratings of “Not Rated: Declared State of Disaster.” Part of the A-F accountability system involves measurements of academic growth, whereby STAAR scores are compared from one year to the next to see students’ progression. Since STAAR testing was cancelled in 2020, there are not 2 consecutive years of data in order to measure academic growth. Due to this and other factors, the normal A-F system was not possible again for 2021.

Although the district and each campus will not receive A-F ratings, we did receive numerous data tables that will be useful. The data tables show raw scores for a number of areas, such as graduation rate, percentage of participation in testing, and closing the gaps. These are a few examples of the information that was contained in the varying data tables.

On the next page is our overall district Accountability Ratings Summary for 2021.

San Elizario ISD’s mission is to graduate students with skills to meet the demands of a changing world by promoting student success as non-negotiable, channeling resources to match learning needs of students, employ and retain a quality staff so that San Elizario is a proud, innovative and academically superior district



San Elizario ISD
 P.O. Box 920
 San Elizario, TX 79849
 Phone 915.872.3900
 Fax 915.872.3903

**Texas Education Agency
 2021 Accountability Ratings Overall Summary
 SAN ELIZARIO ISD (071904)**

Not Rated: Declared State of Disaster

Accountability Data Summary

Student Achievement Raw Component Score	
STAAR Performance	27
College, Career and Military Readiness	64
Graduation Rate	89
School Progress Raw Component Score	
Academic Growth	N/A
Relative Performance (Eco Dis: 90.9%)	46
Closing the Gaps % of Indicators Met	
Academic Achievement Status	0%
Growth Status	N/A
Graduation Status	25%
English Language Proficiency Status	100%
Student Success Status	0%
School Quality Status	100%
% Participation (All Tests)	
2018-19	100%
2020-21	64%

Distinction Designations

Distinction designations were not awarded in 2021.

San Elizario ISD's mission is to graduate students with skills to meet the demands of a changing world by promoting student success as non-negotiable, channeling resources to match learning needs of students, employ and retain a quality staff so that San Elizario is a proud, innovative and academically superior district



San Elizario ISD
P.O. Box 920
San Elizario, TX 79849
Phone 915.872.3900
Fax 915.872.3903

Each campus also received a similar overall summary table (except for Loya and Sambrano). Based on these and other tables, our immediate goal is to compare these raw scores to the past few years to look for trends. We can immediately see that our STAAR performance is a raw score of 27, which is lower than normal. This is due to pandemic learning loss and the low turnout for in-person STAAR testing in 2021. In order to raise this, we are working diligently to get our students moving in the right direction with their learning by identifying and filling learning gaps. These gaps are being actively diagnosed with Beginning-of-Year (BOY) testing.

We can also see a College, Career, and Military Readiness (CCMR) raw score of 64. This tells us that we need an increased turnout for TSIA and SAT/ACT testing at the high school level. These tests are the best way we have to increase our CCMR raw score. With students back in the classroom this year, we will immediately increase our turnout for these tests, which will result in a higher CCMR raw score for 2022.

Although we did not receive A-F ratings again for 2021, we are studying the data tables we did receive in order to establish plans for improvements in the areas that comprise the A-F accountability system. We are already moving in the right direction and are making strides in multiple areas.

BUDGET:

There is no budgetary impact.

ADMINISTRATIVE RECOMMENDATION:

It is recommended that the Board review the accountability information as presented.

Please check one: For approval Report / Information only Recognition only

San Elizario ISD's mission is to graduate students with skills to meet the demands of a changing world by promoting student success as non-negotiable, channeling resources to match learning needs of students, employ and retain a quality staff so that San Elizario is a proud, innovative and academically superior district



San Elizario ISD
P.O. Box 920
San Elizario, TX 79849
Phone 915.872.3900
Fax 915.872.3903

MEMORANDUM

To: Members of the Board of Trustees
From: Lisa D. Renegar; Planning and Instruction
Subject: Progress Monitoring—CPM 1.1—Overall District Attendance Rate
Date: October 13, 2021

HISTORY:

Superintendent's Constraint C1 states:

Do not allow the collaborative partnership between home, school, and community to deteriorate.

Within Constraint C1, there is one identified Constraint Progress Measure, CPM 1.1.

- CPM 1.1: The student attendance rate in the district will increase from 94.82% in 2018 to 97.5% by June 2024.
- The annual targets for CPM 1.1 are:
 - 2018-2019—95.0%
 - 2019-2020—95.5%
 - 2020-2021—96.0%
 - **2021-2022—96.5%**
 - 2022-2023—97.0%
 - 2023-2024—97.5%

RATIONALE:

For the 2021-2022 school year, our district overall attendance rate is 91.94%. The time frame is for the first seven weeks of school (approximately), dated 8/2/2021—9/21/2021. The target for CPM 1.1 for the 2021-2022 school year is 96.5%. For the first two weeks, we are 4.56% below target.

The PEIMS report showing the 91.94% overall rate is on the next page, in blue.

San Elizario ISD's mission is to graduate students with skills to meet the demands of a changing world by promoting student success as non-negotiable, channeling resources to match learning needs of students, employ and retain a quality staff so that San Elizario is a proud, innovative and academically superior district



San Elizario ISD
 P.O. Box 920
 San Elizario, TX 79849
 Phone 915.872.3900
 Fax 915.872.3903

**District Percentage of Attendance
 By Campus**

Date: 9/22/2021
 Time: 11:34 AM
 Page 2 of 2

Date Range: 8/2/2021 - 9/20/2021											
Grade	Membership		Official Absences			Membership Minus Absences	Percentage of Attendance	Membership Minus Ineligible and ABS	ADM	ADA	
	Membership	# Full-Day Students	# Half-Day Students	Total Absences	# Full-Day Absences	# Half-Day Absences					
San Elizario High School (Continued)											
Totals	35,978.00	35,978.00	0.00	3,056.00	3,056.00	0.00	32,922.00	91.51	32,922.00	1,027.94	940.63
Gr Totals	106,625.50	102,581.00	8,089.00	8,599.50	8,007.00	1,185.00	98,026.00	91.94	98,002.00	3,046.44	2,800.06

To summarize, the table below shows the final district overall attendance rate for 2020-2021 as compared to the target for that year. The first two weeks of the 2021-2022 school year are also shown with a comparison to the current target.

Year Date Range	CPM 1.1 Target	Overall District Attendance Rate	Difference from Target
2020-2021 (Final)	96.0%	95.2%	-0.8%
2021-2022 (First 7 weeks)	96.5%	91.94%	-4.56%

BUDGET:

There is no budgetary impact.

ADMINISTRATIVE RECOMMENDATION:

It is recommended that the Board of Trustees review the information related to CPM 1.1 as presented.

Please check one: For approval Report / Information only Recognition only

San Elizario ISD's mission is to graduate students with skills to meet the demands of a changing world by promoting student success as non-negotiable, channeling resources to match learning needs of students, employ and retain a quality staff so that San Elizario is a proud, innovative and academically superior district

Board Progress Monitoring Report

Superintendent's Constraint C1

Overall Goal Evaluation

C1: Do not allow the collaborative partnership between home, school, and community to deteriorate.

Progress Needed

CPM 1.1: The student attendance rate in the district will increase from 94.82% in 2018 to 97.5% by June 2024.

District Overall Attendance Rate; 2019-2024



Graph

Description:

For the 2021-2022 school year, our district overall attendance rate is 91.94%. The time frame is for the first seven weeks of school (approximately), dated 8/2/2021—9/21/2021. The target for CPM 1.1 for the 2021-2022 school year is 96.5%. For the first seven weeks, we are 4.56% below target.

Progress is continually being made in this area.



San Elizario ISD
P.O. Box 920
San Elizario, TX 79849
Phone 915.872.3900
Fax 915.872.3903

MEMORANDUM

To: Members of the Board of Trustees
From: Susana Frescas, Instructional Programs Administrator
Subject: Bilingual/ESL Program Evaluation
Date: October 13, 2021

HISTORY: Texas public school districts are required to evaluate their Bilingual and ESL education programs on a yearly basis. The goal of the program evaluation is to determine whether a district's students, who are served in the programs, are progressing academically based on the program that is in place in the district and to modify areas where it is found that change is needed.

RATIONALE: This evaluation is used to report to the Board of Trustees on the academic progress of SEISD emergent bilingual students as stated in Texas Administrative Code Chapter 89 (Adaptations for Special Populations) Subchapter BB. Commissioner's Rules Concerning State Plan for Educating English Learners.

BUDGET IMPACT: Budget is not affected at this time; our 2021-2022 district and campus improvement plans include the need for improvement in the Bilingual/ESL program, and objectives and strategies have been designed to address these needs.

ADMINISTRATIVE RECOMMENDATION: Results are being presented to the Board of Trustees as a report-only item; no recommendations are made at this time.

Please check one: For approval Report / Information only Recognition only

San Elizario ISD's mission is to graduate students with skills to meet the demands of a changing world by promoting student success as non-negotiable, channeling resources to match learning needs of students, employ and retain a quality staff so that San Elizario is a proud, innovative and academically superior district

San Elizario Independent School District

Bilingual / ESL Department

2020-2021

Program Evaluation Report



Susana Frescas, Instructional Programs Administrator

**San Elizario Independent School District
Board of Trustees**

Sandra Licon, Board President

Myrna Hernandez, Board Vice President

Michelle Garcia, Board Secretary

Martin Chavarria, Board Trustee

Eduardo Chavez, Board Trustee

Axel Lopez, Board Trustee

Fernie Madrid, Board Trustee

Dr. Jeannie Meza-Chavez, Superintendent

Dr. Rogelio Segovia, Associate Superintendent

1050 Chicken Ranch Rd., San Elizario, TX 79849 (915) 872-3900

Table of Contents

Summary.....	3
Background.....	3
Program Objectives.....	3
Program Mission	4
Program Description	4
Characteristics of the Bilingual/ESL Program	5
Expected Outcomes	5, 6
Eligibility Criteria	6
Funding Source	6
Description of the San Elizario ISD ELLs Population.....	6
Bilingual/ESL Staff (FTE’s)	7
Time and Treatment	8
Reclassification	9, 10
Professional Development	10, 11
Texas English Language Proficiency Assessment System (TELPAS)	12
State of Texas Assessment of Academic Readiness (STAAR).....	12
Recommended Action Plan	13
Appendix 1	14

Summary

The State of Texas mandates all school districts conduct a yearly evaluation of their Bilingual Education and/or English as a Second Language Program. While the evaluation is geared to meet the State and Federal requirements, the district, as a whole, benefits from the data and the findings. Students, teachers, administrators and community members are all stakeholders in this process.

The purpose of the evaluation is to fulfill the requirement of Chapter 89, Adaptations for Special Populations, Subchapter BB. Commissioner's Rules Concerning State Plan for Educating English Language Learners.

In compliance with the Texas Education Codes 29.051, 29.062, and 42.153 and Chapter 89.1265 of the Texas Administrative Code, San Elizario Independent School District (SEISD) provides Bilingual and ESL programs which incorporate a sheltered English approach, and a native language development component to meet the cognitive, linguistic, and affective needs of students identified as Emergent Bilingual (EB) students.

Background

San Elizario ISD is located in El Paso County, a few miles outside the city limits of the city of El Paso, which is the largest city on the Texas/Mexico border. Starting a new school year, the district's student enrollment is currently **3,199**. In the 2020-2021 school year, San Elizario Independent School District had a student enrollment of **3,198** at the end of the school year. Therefore, at this time, we are on track to remain the same or improve our student enrollment. A financially impoverished district, SEISD has **91%** of its families classified as economically disadvantaged. The district's enrollment reflects its border location with a Hispanic student population of **99.62%**.

Program Objectives

The San Elizario Bilingual/ESL Department is committed to providing instructional support to Bilingual/ESL certified teachers and students alike to ensure consistency and continuity within the program. The department will ensure that all English Learners receive academic opportunities to address their needs in order to meet the state's rigorous academic standards. In addition, teachers will have support that is necessary to serve their students with research-based best practices for academic achievement.

Bilingual/ESL Program Mission

The San Elizario Independent School District Bilingual and ESL Department will promote high academic achievement in all content areas through rigorous instruction by meeting the affective, linguistic and cognitive needs of all English Learners.

Dual Language Program Mission

The San Elizario Independent School District Dual Language Program will develop highly competent bilingual students while fostering academic success and cultural awareness by meeting the affective, linguistic, and cognitive needs in both languages.

Program Description

The SEISD programs ensure that the affective, linguistic, and cognitive domains are addressed for all students. The goal of the bilingual program is to facilitate high academic, high self-esteem, and timely acquisition of the second language. Elementary school administrators and their facilities shall implement the district bilingual education philosophy, and its corresponding curriculum. This plan renders a challenge to educators and facilitates a means for the transformation of dated beliefs/values as well as rendering an enrichment program for all EL students.

Elementary Bilingual Program Models:

Grades PK-2

The San Elizario Independent School District implements a one-way transitional dual-language program model in grades PK-2nd. The program will grow incrementally, adding an additional grade year after year. Research shows that the dual language program produces high levels of success for emergent bilingual students. Students are immersed in both languages in all content areas and use their first language to learn academics in a natural way .

Grades 3-6

The San Elizario Independent School District implements a Transitional bilingual/*early exit* model at the elementary level. This program model serves students identified as limited English proficient in both English and Spanish and transfers the student to English-only instruction. This model provides instruction in English oral and academic language development. Non-academic subjects such as art, music, and physical education may also be taught in English. Exiting of a student to an all-English program of instruction will occur no earlier than third grade and no earlier than two years or later than five years after the student

enrolls in school. A student who has met exit criteria may continue receiving services, but the school district will not receive the bilingual education allotment for that student.

Secondary ESL Program Model:

Grades 7-12

The San Elizario Independent School District implements an English as a second language/*pull-out* program model. This is an English program that serves only students identified as English language learners by providing an ESL certified teacher to provide English language arts instruction exclusively, while the student remains in a mainstream instructional arrangement in the remaining content areas. Instruction may be provided by the English as a second language teacher in a pull-out inclusionary delivery model.

All programs address the affective, linguistic, and cognitive needs of the students. Student identification, placement, monitoring, and exiting of the program is overseen by the Language Proficiency Assessment Committee (LPAC), which ensures that the established requirements in Chapter 89 Subchapter BB are being followed.

Characteristics of the Bilingual / ESL Programs

- Respects and utilizes the students' natural language, culture, background, and interests in learning process.
- Provides high exposure to oral and written forms of English and Spanish from the onset of the students' schooling, thus promoting bi-literacy.
- Accelerates academic progress through the use of a student-centered curriculum.
- Capitalizes on the natural integration of thought, speech, and written language.
- Targets English language arts instruction over a period of four years to allow for both social and academic fluency.
- Maximizes potential learning by integrating language arts, both English and Spanish, and content area concepts and skills.

Expected Outcomes

The expected outcomes of the programs are to prepare and enable limited English proficient students to acquire sufficient comprehension, listening, speaking, reading, and writing skills in English in order to participate successfully in a general education English classroom by:

- Providing an educational program to address the needs of students who are identified as English Learners (EL)

- Providing all English Learners, the opportunity to master Texas Essential Knowledge and Skills (TEKS) in the areas of reading, mathematics, science, and social studies.
- Conducting the Bilingual / ESL program in such a way as to gain the understanding and active support of all segments of the community
- Providing limited EL students the opportunity to develop confidence, self-assurance, and a positive identity with their cultural heritage.

Eligibility Criteria

Students eligible for the program are those students whose primary language is other than English. Students are flagged initially during the registration process after answering a Home Language Survey to identify the primary language spoken at home and the language of preference of the child. If the answer to either of the questions on the Home Language Survey is other than English, an identification and placement assessment, overseen by the LPAC committee, is administered. After the student's oral language proficiency is assessed in both languages, the LPAC committee convenes to make a recommendation for placement. Finally, the student is enrolled in the academic setting that parents approve. English proficient students may also enroll in a bilingual education program according to TEC 29.058.

Funding Source

State funding program intent code 25
Federal funding Title III Part A

Description of the San Elizario ISD EL Population

In the 2020-2021 school year, 1,824 (57%) students were identified as Limited English Proficient. Of those students, 1,559 were served through the Bilingual / ESL programs. Among the students who received program services, were the following:

- 1,007 students received Bilingual services in grades PK through 6 (Elementary)
- 552 students received ESL services in grades 7-12 (Secondary)

In addition, there were 265 students whose parents denied program services.

Bilingual / ESL Staff (FTE's)

In accordance with Texas Education Code, San Elizario ISD assigns appropriately certified teachers to the required bilingual and ESL programs. The following table shows a total of Bilingual / ESL educators per grade level for the 2020-2021 school year:

Grade Level	Number of FTE
PK3 – PK4	7 Bilingual Teachers
Kinder	6 Bilingual Teachers
1 st grade	5 Bilingual Teachers
2 nd grade	6 Bilingual Teachers
3 rd grade	7 Bilingual Teachers
4 th grade	7 Bilingual Teachers
5 th grade	6 Bilingual Teachers
6 th grade	8 Bilingual Teachers
Middle School	4 ESL teachers
High School	6 ESL teacher
Total BIL/ESL staff	62 teachers

Time and Treatment Framework

The following framework is utilized by all Bilingual/ESL staff serving ELs to guide their language of instruction on a daily basis. The English language incrementally increases as the students go up in grade level. This school year, dual language was implemented in the Pre-Kindergarten and Kindergarten classes.

PK and Kinder		Spanish support as needed for Math and Science	SHELTERED ENGLISH			SPANISH			
			Science Includes read alouds, teacher/peer demonstration, labs, stations, ISN's	Math (60 min minimum) Guided Math	Math (20 min minimum) Warm Up Problem Solving	Language Arts (30 min minimum) Phonemes, Read alouds, Develop Listening & Speaking	Language Arts (60 min minimum) Estrellita Literacy Block: Readers and writer's workshop, literacy stations	Social Studies Includes read-alouds, content stations	
1 st	No Exits	Spanish support as needed for Math and Science	Science Includes read-alouds, teacher/peer demonstration, content stations, ISN's	Math Includes read-alouds, think-alouds, teacher/peer demonstration, content stations, journals, calendar		Language Arts (30 min minimum) Phonemes Sight Words Read Alouds	Language Arts (90 min minimum) Esperanza Literacy block & content stations (Reader's Workshop)	Social Studies Includes read-alouds, content stations	
2 nd	No Exits		Science Includes read-alouds, teacher/peer demonstration, content stations, ISN's	Math Includes read-alouds, think-alouds, teacher/peer demonstration, content stations, journals, calendar math		Language Arts (60 min minimum) Phonemes, Literacy block & content stations (Reader's Workshop)	Language Arts (60 min minimum) Esperanza Literacy block & content stations (Reader's Workshop)	Social Studies (as needed to support content) Includes read-alouds, content stations	Social Studies (as needed to support content) Includes read-alouds, content stations
3 rd	Exit Somewhat Likely		Science Includes read-alouds, teacher/peer demonstration, content stations, ISN's	Math Includes read-alouds, think-alouds, teacher/peer demonstration, content stations, journals, calendar math		Language Arts (60 min minimum) Literacy block & content stations (Reader's Workshop)	Language Arts (60 min minimum) Literacy block & content stations (Reader's Workshop)	Social Studies Includes read-alouds, content stations	
4 th – Exit 5 th – F 6 th – S	Exit Very Likely		Science	Math		English Lang Arts (90 min minimum) Literacy block & content stations (Reader's Workshop)	Spanish Language Development (30 min minimum) Build background in L1, vocab building, front loading, lesson preview, native language support	Social Studies	
*7 th - 12 th			All English Instruction Newcomers with Spanish Support (as needed) and Sheltered Instruction (7 th – 12 th Grades)						
*Spanish Support: Scaffold instruction with students' native language commensurate with their English language proficiency. Examples include, but are not limited to, access to Spanish Math materials, small groups for clarification, word walls, cognates, front-loading vocabulary, building background, lesson preview, access to Spanish texts.									

Reclassified Students in 2020-2021

The bilingual model calls for a timeline to exit bilingual students in a period between 2-5 years of instruction. Although a timeline is not specifically defined in the ESL Pull-out program, the same amount of years is expected to be sufficient in order to acquire enough English language acquisition to be mainstreamed.

At San Elizario ISD this year, a total of 16 students met Exit Criteria set by the Texas Education Agency, compared to a total of 28 from the previous year. Students who meet Exit Criteria are then reclassified in PEIMS as Non-LEP students. The state does not require continuation of language support after exit criteria is met. These student's academic performance is monitored, however, for two years after they are reclassified to ensure academic success.

This year's reclassification criteria was modified due to Covid-19, and the subsequent school remote learning status. Therefore, this year's exit numbers are shown below with the modified criteria.

2019-2020 Students Meeting Exit Criteria

Grade Level	Bil/ESL	Parental Denial
3 rd	7	0
4 th	1	1
5 th	2	3
6 th	7	0
7 th	2	0
8 th	1	1
9 th	1	0
10 th	0	0
11 th	0	1
12 th	0	0
Total = 27	21	6

Source: End of Year LPAC Minutes per campus

2020-2021 Students Meeting Reclassification Criteria

Grade Level	Bil/ESL	Parental Denial
3 rd	0	1
4 th	1	1
5 th	2	0
6 th	1	0
7 th	0	0
8 th	0	0
9 th	0	0
10 th	0	0
11 th	0	0
12 th	0	0
Total = 6	4	2

2020–2021 English Learner Reclassification Criteria Chart					
At the end of the school year, a district may reclassify an English Learner (EL) as English proficient if the student has demonstrated readiness for equal participation in a general all-English instruction program with no second language acquisition supports as determined by satisfactory performance in the following assessment areas below and the results of a subjective teacher evaluation using the state’s English Learner Reclassification Rubric. An English learner may not be reclassified as English proficient in prekindergarten or kindergarten as per Texas Administrative Code §89.1226(j).					
	1 st /2 nd	3 rd through 8 th	9 th	10 th	11 th /12 th
English Language Proficiency Assessment	TELPAS Advanced High in each domain of Listening, Speaking, Reading and Writing				
State Standardized Reading Assessment	Iowa Form F (Reading/Language) 40 th percentile or above	STAAR Reading (English)*	STAAR English I EOC*	STAAR English II EOC*	Iowa Form F (Reading/Language) 40 th percentile or above
Subjective Teacher Evaluation	Form: English Learner Reclassification Rubric				
*Satisfactory performance on STAAR Reading/English EOC includes <i>Approaches, Meets, and Masters Grade Level</i> performance levels.					
Notes:					
<ul style="list-style-type: none"> Students for whom the LPAC recommends the use of Oral Administration, Content and Language Supports, or Extra Time as designated supports for English reading or English EOC assessments, may not be considered for reclassification at the end of the school year. English learners with significant cognitive disabilities who are receiving special education services may qualify to be reclassified using the following: Individualized Reclassification Process for a Student with a Significant Cognitive Disability. For an EL who is deaf/hard of hearing (DHH) and exempt from participating in the listening and/or speaking domains of TELPAS due to the inability to perform these components of the exam, the decision to reclassify as English proficient should be based on the information from the remaining components of the state criteria for reclassification. For an EL who is blind/visually impaired (VI) and exempt from participating in the reading domain of TELPAS due to the inability of the EL to perform this component of the exam based on the EL's disability, the decision to reclassify as English proficient should be based on the information from the remaining components of the state criteria for reclassification. The LPAC shall monitor the academic progress of each student who has met reclassification criteria during the first two years after reclassification. 					

Professional Development

This section contains the staff development model used by SEISD. Professional Development is multifaceted and it is one of the most important components of increasing student academic achievement. Providing quality professional development is critical. It is the catalyst for building leadership at the teacher level. The focus is to build teacher capacity and ultimately, improve student achievement.

The following are specific professional development sessions that were provided by the Bil/ESL Department for teachers and administrators and were geared towards English Learners (additional training and/or PLCs were provided at the campus level).

1. [Data Recognition Corporation \(LAS Training\)](#)

This session was specific for administering identification assessment to English Learners and assesses the domains of listening, speaking, reading, and writing.

2. Latino Literacy Parent Sessions

This project is designed to establish family reading routines for Spanish and English-speaking parents and their children. It involves family reading, vocabulary development, and English-language development for Latino parents and their children.

3. Dictado

This session presented the importance of dictation and expanded the explanation of the steps to follow to implement strategy in the classroom. It also included differences between English and Spanish and the importance of orality as a basis for literacy.

4. Dual Language Classroom: Essentials

Teachers engaged in interactive activities that could quickly be implemented in their classrooms, while also learning/supporting the three goals of dual language education.

5. C6 Bilingual Instructional Framework: Lesson Planning for the Dual Language Classroom

This session provided teachers the opportunity to create lessons that allow ELs to access grade level standards regardless of language proficiency in either program language.

6. Google Classroom

These sessions were offered in order to best serve our students remotely. Teachers were taught how to create a class, how to meet in breakout rooms (for small group instructions), as well as how to create assignments.

7. HMH for the Google Classroom

These sessions reminded teachers how to log in to the reading adoption digital media platform, how to create assignments, and how to link those assignments to their Google classrooms.

8. Lead4Ward – various sessions

Re-imagining Data reviewed methods of connecting and synthesizing data on student performance and growth.

Support for Literacy supported the planning process for rigorous literacy instruction, useful assessments, timing and pacing, as well as literacy as a process.

Virtual Monitoring Student Progress Across Environments was a session to provide support on how to better serve students while learning remotely, in particular, to better serve students in need of intervention.

9. Sheltered Instruction in TX: Second Language Acquisition Methods for Teachers of ELs

This session provided support to teachers with various effective and research-based strategies and activities to meet the needs of emergent bilingual students, especially students at the secondary levels. The training was designed to give teachers the tools they need to meet these requirements, including integrating the ELPS into instruction and ways to align linguistic accommodations to the TELPAS descriptors.

Virtual learning walks were also conducted by administrators, as well as Planning & Instruction staff, in order to support and monitor as needed.

Texas English Language Proficiency Assessment System (TELPAS)

The TELPAS is an assessment program for English Language Learners (ELLs). TELPAS assesses the English language proficiency of K-12 ELLs in four language domains- listening, speaking, reading, and writing. English language proficiency assessments in grades K-12 are federally required to evaluate the progress that ELLs make in becoming proficient in the use of academic English. The assessment components for grades K-1 and 2-12 differ in the following ways:

- Grades K-1: TELPAS includes holistically rated listening, speaking, reading, and writing assessments based on ongoing classroom observations and student interactions.
- Grades 2-12: TELPAS includes online listening, speaking, and reading tests, as well as holistically rated student writing collections.

In the past, all students were rated in the domains of Listening and Speaking holistically. The past three years, students in grades 2-12 have been assessed online for these domains. The entire district EL population has struggled in this area, as students are still uncomfortable with this process. Therefore, TELPAS results have suffered, thus making the exit criteria difficult to attain.

The English Language Proficiency Standards (ELPS) are second language acquisition curriculum standards that support the ability for ELs to acquire the academic English they need for meaningful engagement in subject-area instruction and are an integral part of each foundation and enrichment subject of the Texas Essential Knowledge and Skills (TEKS) state-required curriculum.

State of Texas Assessments of Academic Readiness (STAAR)

The State of Texas Assessments of Academic Readiness (STAAR) assessment is the state's student testing program. The assessments are based on the Texas Essential Knowledge and Skills (TEKS), which are the state curriculum standards. Beginning in grade 3 through high school, students test in the core subject areas of reading, writing, mathematics, science and social studies.

The STAAR measures the state-wide curriculum in Reading at grades 3 through 8; in writing at grades 4 and 7; in Math at grades 3-8; in Science at grades 5 and 8; and in Social Studies at grade 8. A Spanish STAAR is available for students in grades 3, 4, and 5 only. The state assessments also include five end-of-course (EOC) tests administered at the high school level; English I, Algebra I, Biology at grade 9, English II at grade 10, and U.S. History at grade 11.

(This year, due to the Covid-19 pandemic in schools, the STAAR assessments were not well-attended, the data is reflective of this).

Recommended Action Plan

After analyzing the data provided in this document, the following are recommendations for the 2021-2022 academic school year:

- Continue discussions with all stakeholders on data analysis, needs assessment, improvement planning, program implementation, and monitoring
- Conduct TELPAS PLCs where teachers have discussions focused on the monitoring of student growth in all domains
- Support and monitor use of learning app used in classrooms that allow students to practice the processes used for TELPAS assessments such as in the Listening and Speaking domains
- Continue to provide trainings to support emergent bilingual students as well as the program teachers
- Utilize Instructional Officer (Bilingual) for program support
- Increase communication with parents at all levels to emphasize vital role they play in their children's education
- Implement GLAD strategies with fidelity to ensure strategies are being used by all elementary bilingual teachers
- Support all EL teachers through learning walks
- Support and monitor all secondary EL teachers for implementation of language acquisition strategies and best practices for all students through ELAR classes
- Continue to monitor and support the Dual Language program roll-out plan
- Ensure implementation of ELPS by all teachers

Follow up sessions (where applicable) will be offered and sign-in sheets gathered in order to monitor recommendations being made.

Communication with campus administrators and personnel will be vital for follow through on some of the recommendations.

Learning walks will be conducted by administrators, as well as Planning & Instruction staff, in order to support and monitor as needed.

Appendix 1

The following is STAAR and TELPAS assessment data for the 2020-2021 academic school year.

- Page 1 TELPAS Overall Scores
- Page 2 TELPAS Overall Scores continued
- Page 3-7 District Summary STAAR/EOC Score Comparison (2019 vs. 2021)
- Page 8 District End-of-Course Scores – All Tests Comparison (2019 vs. 2021)
- Page 9 2021 End-of-Course Scores Comparison (State/Region 19/ San Elizario ISD)
- Page 10 2021 End-of-Course Scores Comparison (State/Region 19/ San Elizario ISD) continued

2021 Spring TELPAS Overall Scores

Spring 2021 TELPAS--Overall Performance for All Students

Total Students	1691
Lower/Same Level	79%
1 Level Higher	20%
2 Levels Higher	1%
3 Levels Higher	0%
No Rating	37%
Beginning	8%
Intermediate	24%
Advanced	21%
Advanced High	9%

Yearly Progress Indicator	Lower/Same Level	1 Level Higher	2 Levels Higher	3 Levels Higher	No Rating
Alarcon Elementary	68%	31%	1%	0%	19%
Borrego Elementary	65%	33%	2%	0%	9%
GEMS Middle	82%	18%	0%	0%	54%
Sambrano Elementary	73%	24%	2%	0%	1%
San Elizario High School	99%	1%	0%	0%	97%

TELPAS Composite Rating	No Rating	Beginning	Intermediate	Advanced	Advanced High
Alarcon Elementary	19%	1%	25%	40%	15%
Borrego Elementary	9%	1%	30%	39%	20%
GEMS Middle	54%	1%	7%	24%	14%
Sambrano Elementary	1%	33%	54%	11%	1%
San Elizario High School	97%	0%	1%	2%	1%

Listening Proficiency Rating	Beginning	Intermediate	Advanced	Advanced High
Alarcon Elementary	17%	24%	36%	23%
Borrego Elementary	10%	26%	36%	28%
GEMS Middle	42%	9%	17%	33%
Sambrano Elementary	19%	37%	33%	11%
San Elizario High School	83%	3%	10%	5%

Speaking Proficiency Rating	Beginning	Intermediate	Advanced	Advanced High
Alarcon Elementary	19%	39%	40%	3%
Borrego Elementary	12%	36%	45%	8%
GEMS Middle	44%	28%	27%	1%
Sambrano Elementary	39%	43%	13%	6%
San Elizario High School	84%	5%	8%	2%

Reading Proficiency Rating	Beginning	Intermediate	Advanced	Advanced High
-----------------------------------	------------------	---------------------	-----------------	----------------------

Alarcon Elementary	29%	28%	20%	23%
Borrego Elementary	18%	39%	18%	25%
GEMS Middle	49%	11%	17%	23%
Sambrano Elementary	70%	22%	7%	1%
San Elizario High School	88%	5%	4%	4%

Writing Proficiency Rating	Beginning	Intermediate	Advanced	Advanced High
Alarcon Elementary	11%	25%	29%	34%
Borrego Elementary	7%	28%	35%	29%
GEMS Middle	1%	6%	21%	43%
Sambrano Elementary	68%	21%	9%	1%
San Elizario High School	0%	7%	9%	4%

District Summary--2019 vs. 2021 Comparison; All Grades / All Tests / All Students in Grades 3-8

2019 STAAR Reading	Approaches	Meets	Masters
Grade 3	77%	39%	19%
Grade 4	70%	31%	14%
Grade 5	82%	43%	16%
Grade 6	66%	31%	13%
Grade 7	65%	35%	17%
Grade 8	81%	41%	19%

2021 STAAR Reading	Approaches	Meets	Masters	Approaches GL Gain or Loss	Meets GL Gain or Loss	Masters GL Gain or Loss
Grade 3	61%	26%	9%	-16%	-13%	-10%
Grade 4	50%	18%	5%	-20%	-13%	-9%
Grade 5	61%	22%	9%	-21%	-21%	-7%
Grade 6	47%	19%	6%	-19%	-12%	-7%
Grade 7	49%	24%	11%	-16%	-11%	-6%
Grade 8	60%	33%	15%	-21%	-8%	-4%

2019 STAAR Math	Approaches	Meets	Masters
Grade 3	84%	49%	17%
Grade 4	74%	38%	19%
Grade 5	96%	51%	28%
Grade 6	87%	43%	17%
Grade 7	66%	30%	11%
Grade 8	90%	57%	7%

2021 STAAR Math	Approaches	Meets	Masters	Approaches GL Gain or Loss	Meets GL Gain or Loss	Masters GL Gain or Loss
Grade 3	38%	9%	2%	-46%	-40%	-15%
Grade 4	30%	9%	3%	-44%	-29%	-16%
Grade 5	49%	14%	5%	-47%	-37%	-23%
Grade 6	55%	17%	2%	-32%	-26%	-15%
Grade 7	39%	12%	3%	-27%	-18%	-8%
Grade 8	26%	4%	0%	-64%	-53%	-7%

2019 STAAR Writing	Approaches	Meets	Masters
Grade 4	62%	24%	4%
Grade 7	59%	22%	7%

2021 STAAR Writing	Approaches	Meets	Masters	Approaches GL Gain or Loss	Meets GL Gain or Loss	Masters GL Gain or Loss
Grade 4	39%	13%	1%	-23%	-11%	-3%
Grade 7	37%	11%	0%	-22%	-11%	-7%

2019 STAAR Science	Approaches	Meets	Masters
Grade 5	73%	46%	18%
Grade 8	79%	39%	16%

2021 STAAR Science	Approaches	Meets	Masters	Approaches GL Gain or Loss	Meets GL Gain or Loss	Masters GL Gain or Loss
Grade 5	41%	9%	2%	-32%	-37%	-16%
Grade 8	48%	24%	6%	-31%	-15%	-10%

2019 STAAR Social Studies	Approaches	Meets	Masters
Grade 8	52%	16%	8%

2021 STAAR Social Studies	Approaches	Meets	Masters	Approaches GL Gain or Loss	Meets GL Gain or Loss	Masters GL Gain or Loss
Grade 8	36%	11%	3%	-16%	-5%	-5%

Alarcon Elementary--2019 vs. 2021 Comparison; All Grades / All Tests / All Students

2019 STAAR Reading	Approaches	Meets	Masters
Grade 3	75%	33%	13%
Grade 4	69%	24%	10%
Grade 5	76%	34%	15%
Grade 6	67%	32%	13%

2021 STAAR Reading	Approaches	Meets	Masters	Approaches GL Gain or Loss	Meets GL Gain or Loss	Masters GL Gain or Loss
Grade 3	56%	24%	9%	-19%	-9%	-4%
Grade 4	50%	13%	6%	-19%	-11%	-4%
Grade 5	54%	13%	5%	-22%	-21%	-10%
Grade 6	48%	22%	4%	-19%	-10%	-9%

2019 STAAR Math	Approaches	Meets	Masters
Grade 3	89%	51%	16%
Grade 4	73%	31%	16%
Grade 5	96%	43%	23%
Grade 6	91%	36%	9%

2021 STAAR Math	Approaches	Meets	Masters	Approaches GL Gain or Loss	Meets GL Gain or Loss	Masters GL Gain or Loss
Grade 3	31%	5%	0%	-58%	-46%	-16%
Grade 4	26%	7%	2%	-47%	-24%	-14%
Grade 5	47%	5%	2%	-49%	-38%	-21%
Grade 6	59%	13%	3%	-32%	-23%	-6%

2019 STAAR Writing	Approaches	Meets	Masters
Grade 4	57%	17%	2%

2021 STAAR Writing	Approaches	Meets	Masters	Approaches GL Gain or Loss	Meets GL Gain or Loss	Masters GL Gain or Loss
Grade 4	43%	13%	2%	-14%	-4%	0%

2019 STAAR Science	Approaches	Meets	Masters
Grade 5	60%	29%	12%

2021 STAAR Science	Approaches	Meets	Masters	Approaches GL Gain or Loss	Meets GL Gain or Loss	Masters GL Gain or Loss
Grade 5	39%	7%	0%	-21%	-22%	-12%

Borrego Elementary--2019 vs. 2021 Comparison; All Grades / All Tests / All Students

2019 STAAR Reading	Approaches	Meets	Masters
Grade 3	81%	46%	24%
Grade 4	80%	39%	20%
Grade 5	92%	58%	19%
Grade 6	70%	32%	12%

2021 STAAR Reading	Approaches	Meets	Masters	Approaches GL Gain or Loss	Meets GL Gain or Loss	Masters GL Gain or Loss
Grade 3	64%	28%	10%	-17%	-18%	-14%
Grade 4	49%	20%	6%	-31%	-19%	-14%
Grade 5	66%	30%	13%	-26%	-28%	-6%
Grade 6	46%	16%	9%	-24%	-16%	-3%

2019 STAAR Math	Approaches	Meets	Masters
Grade 3	85%	56%	24%
Grade 4	86%	48%	25%
Grade 5	99%	63%	42%
Grade 6	93%	48%	21%

2021 STAAR Math	Approaches	Meets	Masters	Approaches GL Gain or Loss	Meets GL Gain or Loss	Masters GL Gain or Loss
Grade 3	43%	12%	4%	-42%	-44%	-20%
Grade 4	32%	11%	4%	-54%	-37%	-21%
Grade 5	51%	21%	8%	-48%	-42%	-34%
Grade 6	52%	21%	1%	-41%	-27%	-20%

2019 STAAR Writing	Approaches	Meets	Masters
Grade 4	70%	36%	8%

2021 STAAR Writing	Approaches	Meets	Masters	Approaches GL Gain or Loss	Meets GL Gain or Loss	Masters GL Gain or Loss
Grade 4	37%	13%	1%	-33%	-23%	-7%

2019 STAAR Science	Approaches	Meets	Masters
Grade 5	88%	62%	32%

2021 STAAR Science	Approaches	Meets	Masters	Approaches GL Gain or Loss	Meets GL Gain or Loss	Masters GL Gain or Loss
Grade 5	43%	11%	4%	-45%	-51%	-28%

GEMS Grades 7-8; All STAAR Tests; 2019-2021 Comparison; All Students

2019 STAAR/EOC Math	Approaches	Meets	Masters
Grade 7	66%	30%	11%
Grade 8	90%	57%	7%
Algebra I--Grade 8	100%	100%	100%

2021 STAAR/EOC Math	Approaches	Meets	Masters	Approaches GL Gain or Loss	Meets GL Gain or Loss	Masters GL Gain or Loss
Grade 7	39%	12%	3%	-27%	-18%	-8%
Grade 8	26%	4%	0%	-64%	-53%	-7%
Algebra I--Grade 8	91%	67%	27%	-9%	-33%	-73%

2019 STAAR Reading	Approaches	Meets	Masters
Grade 7	65%	35%	17%
Grade 8	81%	41%	19%

2021 STAAR Reading	Approaches	Meets	Masters	Approaches GL Gain or Loss	Meets GL Gain or Loss	Masters GL Gain or Loss
Grade 7	49%	24%	11%	-16%	-11%	-6%
Grade 8	60%	33%	15%	-21%	-8%	-4%

2019 STAAR Science	Approaches	Meets	Masters
Grade 8	79%	39%	16%

2021 STAAR Science	Approaches	Meets	Masters	Approaches GL Gain or Loss	Meets GL Gain or Loss	Masters GL Gain or Loss
Grade 8	48%	24%	6%	-31%	-15%	-10%

2019 STAAR Social Studies	Approaches	Meets	Masters
Grade 8	52%	16%	8%

2021 STAAR Social Studies	Approaches	Meets	Masters	Approaches GL Gain or Loss	Meets GL Gain or Loss	Masters GL Gain or Loss
Grade 8	36%	11%	3%	-16%	-5%	-5%

2019 STAAR Writing	Approaches	Meets	Masters
Grade 7	59%	22%	8%

2021 STAAR Writing	Approaches	Meets	Masters	Approaches GL Gain or Loss	Meets GL Gain or Loss	Masters GL Gain or Loss
Grade 7	37%	11%	0%	-22%	-11%	-8%

End-of-Course Exams (EOC); SEHS; 2019-2021 Comparison (All Students; All Tests)

2019 English I	Approaches	Meets	Masters
SEHS	62%	35%	4%

2021 English I	Approaches	Meets	Masters	Approaches GL Gain or Loss	Meets GL Gain or Loss	Masters GL Gain or Loss
SEHS	51%	33%	4%	-11%	-2%	0%

2019 English II	Approaches	Meets	Masters
SEHS	70%	37%	2%

2021 English II	Approaches	Meets	Masters	Approaches GL Gain or Loss	Meets GL Gain or Loss	Masters GL Gain or Loss
SEHS	50%	38%	3%	-20%	1%	1%

2019 English I + II	Approaches	Meets	Masters
SEHS	66%	36%	3%

2021 English I + II	Approaches	Meets	Masters	Approaches GL Gain or Loss	Meets GL Gain or Loss	Masters GL Gain or Loss
SEHS	50%	36%	3%	-16%	0%	0%

2019 Algebra I	Approaches	Meets	Masters
SEHS	90%	65%	35%

2021 Algebra I	Approaches	Meets	Masters	Approaches GL Gain or Loss	Meets GL Gain or Loss	Masters GL Gain or Loss
SEHS	59%	20%	5%	-31%	-45%	-30%

2019 U.S. History	Approaches	Meets	Masters
SEHS	95%	69%	30%

2021 U.S. History	Approaches	Meets	Masters	Approaches GL Gain or Loss	Meets GL Gain or Loss	Masters GL Gain or Loss
SEHS	80%	51%	23%	-15%	-18%	-7%

2019 Biology	Approaches	Meets	Masters
SEHS	87%	50%	12%

2021 Biology	Approaches	Meets	Masters	Approaches GL Gain or Loss	Meets GL Gain or Loss	Masters GL Gain or Loss
SEHS	68%	30%	3%	-19%	-20%	-9%

2021 EOC Exams--Comparison of State / Region 19 / San Elizario ISD

Group Summary: Performance Levels: STAAR EOC, 2021, Spring 2021, STAAR, Algebra I

Group	Admin	STAAR - Number Tested	STAAR - Average Scale Score	STAAR - Did Not Meet - %	STAAR - Approaches - %	STAAR - Meets - %	STAAR - Masters - %
State	Spring 2021	396272	3933	28	72	41	23
Region -19	Spring 2021	12230	3808	33	67	31	15
SAN ELIZARIO ISD	Spring 2021	208	3734	36	64	27	9

Group Summary: Performance Levels: STAAR EOC, 2021, Spring 2021, STAAR, Biology

Group	Admin	STAAR - Number Tested	STAAR - Average Scale Score	STAAR - Did Not Meet - %	STAAR - Approaches - %	STAAR - Meets - %	STAAR - Masters - %
State	Spring 2021	392222	4116	19	81	54	22
Region -19	Spring 2021	12863	3990	22	78	47	14
SAN ELIZARIO ISD	Spring 2021	185	3786	32	68	30	3

Group Summary: Performance Levels: STAAR EOC, 2021, Spring 2021, STAAR, English I

Group	Admin	STAAR - Number Tested	STAAR - Average Scale Score	STAAR - Did Not Meet - %	STAAR - Approaches - %	STAAR - Meets - %	STAAR - Masters - %
State	Spring 2021	415929	4003	34	66	50	12
Region -19	Spring 2021	13808	3927	38	62	44	8
SAN ELIZARIO ISD	Spring 2021	226	3808	49	51	33	4

2021 EOC Exams--Comparison of State / Region 19 / San Elizario ISD

Group Summary: Performance Levels: STAAR EOC, 2021, Spring 2021, STAAR, English II

Group	Admin	STAAR - Number Tested	STAAR - Average Scale Score	STAAR - Did Not Meet - %	STAAR - Approaches - %	STAAR - Meets - %	STAAR - Masters - %
State	Spring 2021	393559	4080	30	70	57	11
Region -19	Spring 2021	13078	4012	33	67	53	7
SAN ELIZARIO ISD	Spring 2021	232	3811	50	50	38	3

Group Summary: Performance Levels: STAAR EOC, 2021, Spring 2021, STAAR, U.S. History

Group	Admin	STAAR - Number Tested	STAAR - Average Scale Score	STAAR - Did Not Meet - %	STAAR - Approaches - %	STAAR - Meets - %	STAAR - Masters - %
State	Spring 2021	347885	4301	12	88	69	43
Region -19	Spring 2021	12523	4223	13	87	65	37
SAN ELIZARIO ISD	Spring 2021	226	4021	20	80	51	23

End of Report
(Page intentionally left blank)



San Elizario ISD
P.O. Box 920
San Elizario, TX 79849
Phone 915.872.3900
Fax 915.872.3903

MEMORANDUM

To: Members of the Board of Trustees
From: Jesus Martinez, Support Services Director
Subject: Building Inspection-Organizacion Progresiva
Date: October 13, 2021

HISTORY: A building walkthrough of the Progresiva building was requested by the Board.

RATIONALE: Inspect the building located at 1444 Main Street to assess the status of the building.

BUDGET IMPACT: Would depend on items to fix and address. The roofing is the one with greater budget impact; an estimated cost to replace the roofing at both the high and low roofs with a new roofing system is \$35K-\$36K, other items listed on the report would be minimal impact.

ADMINISTRATIVE RECOMMENDATION: Administration conducted a walkthrough and a building inspection on two separate occasions. Attached is a report identifying the results of the Inspection.

Please check one: For approval Report / Information only Recognition only

San Elizario ISD's mission is to graduate students with skills to meet the demands of a changing world by promoting student success as non-negotiable, channeling resources to match learning needs of students, employ and retain a quality staff so that San Elizario is a proud, innovative and academically superior district



SAN ELIZARIO INDEPENDENT SCHOOL DISTRICT

Soaring to Excellence

To: Board of Trustees
Dr. Jeannie Meza-Chavez, Superintendent

From: Jesus Martinez, Support Services Director

Subject: Progresiva Building walkthrough and Inspection

Date: October 13, 2021

During the walkthrough performed by Dr. Meza, Dr. Segovia and I on Friday September 10, 2021, we identified some items that needed further evaluation. On Tuesday September 14, 2021, a second visit was conducted. The District's Electrician, Plumber, Maintenance Supervisor and I returned to perform a more comprehensive Inspection of the building. Following is the report of the Inspection.

All interior walls, floors and ceiling are in good condition. The only exception is, where there may have been or are current roof leaks, indicated by water stained ceiling tiles. There is no sagging of the interior ceiling anywhere in the building which is also a good indication of a sound structure. The carpet is old and has water stains. A steam cleaning may help.

Plumbing - All water supply lines are intact; hand wash and commode fixtures are operational and not leaking. Some minor work can be done to the mechanical closet where the furnace and the water heater are located, however, the water heater and furnace are not being utilized. The tenant does not have gas service hooked up.

Electrical – All lamps, switches, and outlets are intact. Some lamps are missing bulbs but this is just a maintenance matter and easily corrected by replacing lamps or ballasts. There is a recommendation on the electrical panel, and that is to fur out the wall to be able to cover the surrounding electrical box body. This will ensure all conduit and Romex wire is covered.

Roof – Existing roofing is aged and has reached its lifetime. Asphalt roofing on both roof levels is deteriorated and replacement is recommended. Roofing overhang is in reasonable condition but if roofing is not addressed,



SAN ELIZARIO INDEPENDENT SCHOOL DISTRICT

Soaring to Excellence

the problem will then spread to the roofing rafters. The Fascia is damaged and will also need to be replaced. Roofing material is curling up on the ends and allowing for water to crawl underneath drip edge. Roofing material, drip edge, and fascia needs to be replaced. Parapet coping is also recommended if roof is replaced. This will seal the wrap around connection between the roofing material, parapet wall, and exterior wall.

Fire alarms – The building does not have a fire alarm system. It is recommended that at the very least, smoke alarms are placed in every room. Some fire extinguishers need to be placed by the exits and in the back rooms. (5# extinguishers at a minimum).

The overall structure of the building is acceptable. The lack of cracks on walls and floors is a good indication that the foundation is in good condition. There were no identifiers that indicate that there are issues with movement or settling of the building. There are minimal stucco cracks and some missing patches of stucco around the building but these are minor and are easily repairable.



MEMORANDUM

To: Dr. Meza-Chavez, Superintendent

From: Raul Jacques, Director of Child Nutrition Services

Subject: September 2021 – Nutrition Services Operations

Date: October 13, 2021

During the month of September, we have served over 92,000 meals to students. This includes breakfast, lunch, supper, Saturday meals, and afterschool snacks.

School food service operations throughout the nation are facing unprecedented challenges due to supply chain disruptions, lack of product availability, labor shortages, transportation delays, and unexpected price increases. This requires that we anticipate challenges and identify alternatives to ensure that we have the food and supplies needed to prepare and serve meals. We have had several emergency meetings with suppliers and vendors to gather information to be used in decision-making. In addition, the United States Department of Agriculture has issued waivers that we can use to meet program requirements.

Child Nutrition staff are fully committed to support student learning and will do our part to help them succeed. We get the job done!



San Elizario ISD
 P.O. Box 920
 San Elizario, TX 79849
 Phone 915.872.3900
 Fax 915.872.3903

MEMORANDUM

To: Members of the Board of Trustees
From: Norberto Rivas, Chief Financial Officer
Subject: Financial Reports - Tax Report
Date: October 13, 2021

HISTORY: The primary source of state funding for Texas school districts is the Foundation School Program (FSP). This program ensures that all school districts, regardless of property wealth, receive “substantially equal access to similar revenue per student at similar tax effort.” The District’s current tax rate was approved at the September 9, 2020 regular Board meeting for a total rate of \$1.17. The Maintenance & Operations (M&O) rate which pays for items such as staff salaries, supplies, materials, transportation and utilities was \$1.0151 while the Interest & Sinking (I&S) rate which pays for bonded debt was \$0.1549.

RATIONALE: The purpose of this agenda item is to report collections made for the current 2020 tax year which is based on the levy billed on October 1, 2020.

BUDGET IMPACT: Collections as of August 31, 2021 is summarized below based on the attached property tax collection analysis report.

	M&O	I&S	Total	Collections
Current Year Levy	\$2,538,182	\$387,316	\$2,925,497	
Current Year Collections	\$2,422,847	\$369,716	\$2,792,563	\$2,792,563
Current Year Levy Outstanding	\$115,335	\$17,599	\$132,934	
Prior Year Collections				\$170,598
Penalty & Interest Collections				\$96,321
Total Collections				\$3,059,482

ADMINISTRATIVE RECOMMENDATION: This report is for information only.

Please check one: For approval Report / Information only Recognition only

San Elizario ISD’s mission is to graduate students with skills to meet the demands of a changing world by promoting student success as non-negotiable, channeling resources to match learning needs of students, employ and retain a quality staff so that San Elizario is a proud, innovative and academically superior district

EL PASO CONSOLIDATED TAX OFFICE
PROPERTY TAX COLLECTION ANALYSIS
9/1/2020 through 8/31/2021

JURISDICTION: 19 SAN ELIZARIO INDEPENDENT SCHOOL DISTRICT

PERIOD	CURRENT TAX YEAR (\$)		PRIOR YEARS (\$)		ALL YEARS (\$)			COLLECTION FEE (\$)	
	COLLECTED	CUMULATIVE	COLLECTED	CUMULATIVE	COLLECTED	CUMULATIVE	%	COLLECTED	CUMULATIVE
Sep 2020	-	-	22,948.36	22,948.36	22,948.36	22,948.36	0.78%	4,211.32	4,211.32
Oct 2020	15,706.17	15,706.17	27,928.86	50,877.22	43,635.03	66,583.39	2.28%	5,089.60	9,300.92
Nov 2020	193,421.32	209,127.49	26,842.65	77,719.87	220,263.97	286,847.36	9.81%	5,321.22	14,622.14
Dec 2020	844,736.03	1,053,863.52	38,140.51	115,860.38	882,876.54	1,169,723.90	39.98%	7,223.63	21,845.77
Jan 2021	1,067,247.63	2,121,111.15	11,121.04	126,981.42	1,078,368.67	2,248,092.57	76.84%	1,983.15	23,828.92
Feb 2021	364,749.95	2,485,861.10	17,762.96	144,744.38	382,512.91	2,630,605.48	89.92%	3,390.50	27,219.42
Mar 2021	176,047.64	2,661,908.74	19,478.93	164,223.31	195,526.57	2,826,132.05	96.60%	5,424.17	32,643.59
Apr 2021	57,321.88	2,719,230.62	30,652.50	194,875.81	87,974.38	2,914,106.43	99.61%	6,189.00	38,832.59
May 2021	42,018.70	2,761,249.32	15,301.26	210,177.07	57,319.96	2,971,426.39	101.57%	4,112.22	42,944.81
Jun 2021	24,607.88	2,785,857.20	8,015.58	218,192.65	32,623.46	3,004,049.85	102.69%	3,068.16	46,012.97
Jul 2021	20,781.47	2,806,638.67	5,467.94	223,660.59	26,249.41	3,030,299.26	103.58%	2,808.23	48,821.20
Aug 2021	19,437.61	2,826,076.28	9,745.29	233,405.88	29,182.90	3,059,482.16	104.58%	3,922.89	52,744.09

LEVY	CURRENT	PRIOR	ALL YEARS	REVENUE	CURRENT	PRIOR	ALL YEARS
Levy-Cert 7/24/2020	-	N/A	N/A	Total Levy Collected	2,792,563.13	170,597.82	2,963,160.95
Levy-Billed 10/1/2020	2,935,785.85	633,650.20	3,569,436.05	Total Penalty & Interest	33,513.15	62,808.06	96,321.21
Adjusted Levy YTD	2,925,497.43	612,555.34	3,538,052.77	Total Levy + P&I	2,826,076.28	233,405.88	3,059,482.16
Increase/Decrease	(10,288.42)	(21,094.86)	(31,383.28)	Taxes as percent of levy	95.46%	5.83%	101.29%
Levy Outstanding	132,934.30	441,957.52	574,891.82	P&I as percent of levy	1.15%	2.15%	3.30%
				Total as percent of levy	96.61%	7.98%	104.59%
				Collection Fee	10,717.74	42,026.35	52,744.09
				Total Collected YTD	2,836,794.02	275,432.23	3,112,226.25



San Elizario ISD
P.O. Box 920
San Elizario, TX 79849
Phone 915.872.3900
Fax 915.872.3903

MEMORANDUM

To: Members of the Board of Trustees
From: Norberto Rivas, Chief Financial Officer
Subject: Financial Reports – Financial Statements
Date: October 13, 2021

HISTORY: The district’s fiscal year runs from July 1st through June 30th. The district’s fiscal accounts are audited annually and the results are typically presented at the regular board meeting in November.

RATIONALE: The purpose of this agenda item is to present unaudited interim financial statements as of August 31, 2021 which are attached to this memo. Included are:

- Exhibit G-1: presents budget and actual amounts for the general fund
- Exhibit J-5: presents budget and actual amounts for the debt service fund
- Exhibit C-1: presents the balance sheet for governmental funds
- Exhibit C-3: presents revenues and expenditures for governmental funds
- Exhibit H-4: presents revenues and expenses for internal service funds

BUDGET IMPACT: There is no budget impact associated with this agenda item.

ADMINISTRATIVE RECOMMENDATION: This report is for information only.

Please check one: For approval Report / Information only Recognition only

San Elizario ISD’s mission is to graduate students with skills to meet the demands of a changing world by promoting student success as non-negotiable, channeling resources to match learning needs of students, employ and retain a quality staff so that San Elizario is a proud, innovative and academically superior district

SAN ELIZARIO ISD
SCHEDULE OF REVENUES, EXPENDITURES, AND CHANGES IN FUND BALANCE
BUDGET AND ACTUAL - GENERAL FUND - UNAUDITED
FOR THE TWO MONTHS ENDING AUGUST 31, 2021

Data Control Codes		Budgeted Amounts		Actual Amounts (GAAP BASIS)	Variance With Final Budget Positive or (Negative)
		Original	Final		
REVENUES:					
5700	Total Local and Intermediate Sources	\$ 3,101,144	\$ 3,101,144	\$ 70,923	\$ (3,030,221)
5800	State Program Revenues	30,725,856	30,725,856	308,314	(30,417,542)
5900	Federal Program Revenues	5,268,000	5,268,000	391,976	(4,876,024)
5020	Total Revenues	<u>39,095,000</u>	<u>39,095,000</u>	<u>771,213</u>	<u>(38,323,787)</u>
EXPENDITURES:					
Current:					
0011	Instruction	18,741,079	18,741,079	2,641,815	16,099,264
0012	Instructional Resources and Media Services	509,500	509,500	80,617	428,883
0013	Curriculum and Instructional Staff Development	182,766	182,766	42,417	140,349
0021	Instructional Leadership	758,050	758,050	147,280	610,770
0023	School Leadership	2,172,042	2,172,042	409,667	1,762,375
0031	Guidance, Counseling and Evaluation Services	1,278,767	1,278,767	219,842	1,058,925
0032	Social Work Services	251,778	251,778	41,500	210,278
0033	Health Services	434,094	434,094	72,193	361,901
0034	Student (Pupil) Transportation	1,326,403	1,326,403	177,190	1,149,213
0035	Food Services	4,000,000	4,000,000	412,995	3,587,005
0036	Extracurricular Activities	1,047,623	1,047,623	131,479	916,144
0041	General Administration	1,650,008	1,650,008	303,880	1,346,128
0051	Facilities Maintenance and Operations	4,377,423	4,377,423	680,733	3,696,690
0052	Security and Monitoring Services	896,658	896,658	119,388	777,270
0053	Data Processing Services	1,377,417	1,377,417	417,804	959,613
0061	Community Services	26,147	26,147	835	25,312
Debt Service:					
0071	Principal on Long Term Debt	-	-	-	-
0072	Interest on Long Term Debt	-	-	-	-
0073	Bond Issuance Cost and Fees	-	-	-	-
Capital Outlay:					
0081	Facilities Acquisition and Construction	220,000	220,000	29,339	190,661
Intergovernmental:					
0099	Other Intergovernmental Charges	44,500	44,500	10	44,490
6030	Total Expenditures	<u>39,294,255</u>	<u>39,294,255</u>	<u>5,928,984</u>	<u>33,365,271</u>
1100	Excess (Deficiency) of Revenues Over(Under) Expenditures	<u>(199,255)</u>	<u>(199,255)</u>	<u>(5,157,771)</u>	<u>(4,958,516)</u>
OTHER FINANCING SOURCES (USES):					
7912	Sale of Real and Personal Property	5,000	5,000	2,558	(2,442)
7915	Transfers In	-	-	-	-
8911	Transfers Out (Use)	-	-	-	-
7080	Total Other Financing Sources (Uses)	<u>5,000</u>	<u>5,000</u>	<u>2,558</u>	<u>(2,442)</u>
1200	Net Changes in Fund Balances	<u>(194,255)</u>	<u>(194,255)</u>	<u>(5,155,213)</u>	<u>(4,960,958)</u>
0100	Fund Balance - July 1 (Beginning)	-	13,233,564	13,233,564	-
3000	Fund Balance - June 30 (Ending)	<u>\$ (194,255)</u>	<u>\$ 13,039,309</u>	<u>\$ 8,078,351</u>	<u>\$ (4,960,958)</u>

SAN ELIZARIO ISD
SCHEDULE OF REVENUES, EXPENDITURES, AND CHANGES IN FUND BALANCE
BUDGET AND ACTUAL - DEBT SERVICE FUND - UNAUDITED
FOR THE TWO MONTHS ENDING AUGUST 31, 2021

Data Control Codes		Budgeted Amounts		Actual Amounts (GAAP BASIS)	Variance With Final Budget Positive or (Negative)
		Original	Final		
	REVENUES:				
5700	Total Local and Intermediate Sources	\$ 571,406	\$ 571,406	\$ 6,758	\$ (564,648)
5800	State Program Revenues	1,054,766	1,054,766	738	(1,054,028)
5020	Total Revenues	<u>1,626,172</u>	<u>1,626,172</u>	<u>7,496</u>	<u>(1,618,676)</u>
	EXPENDITURES:				
	Debt Service:				
0071	Principal on Long Term Debt	610,000	610,000	-	610,000
0072	Interest on Long Term Debt	1,067,900	1,067,900	-	1,067,900
0073	Bond Issuance Cost and Fees	1,000	1,000	-	1,000
6030	Total Expenditures	<u>1,678,900</u>	<u>1,678,900</u>	<u>-</u>	<u>1,678,900</u>
1200	Net Changes in Fund Balances	(52,728)	(52,728)	7,496	(3,297,576)
0100	Fund Balance - July 1 (Beginning)	-	114,667	114,667	-
3000	Fund Balance - June 30 (Ending)	<u>\$ (52,728)</u>	<u>\$ 61,939</u>	<u>\$ 122,164</u>	<u>\$ (3,297,576)</u>

SAN ELIZARIO ISD
BALANCE SHEET
GOVERNMENTAL FUNDS - UNAUDITED
AS OF AUGUST 31, 2021

Data Control Codes	General Fund	Other Funds	Total Governmental Funds	
ASSETS				
1110	Cash and Cash Equivalents	\$ 10,465,880	\$ 1,795,696	\$ 12,261,576
1220	Property Taxes - Delinquent	563,438	52,669	616,107
1230	Allowance for Uncollectible Taxes (Credit)	(52,273)	(4,695)	(56,968)
1240	Receivables from Other Governments	687,029	1,479,756	2,166,785
1250	Accrued Interest	1,149	-	1,149
1260	Due from Other Funds	1,369,770	209,548	1,579,318
1300	Inventories	225,534	-	225,534
1410	Prepayments	-	-	-
1000	Total Assets	<u>13,260,527</u>	<u>3,532,974</u>	<u>16,793,501</u>
LIABILITIES				
2110	Accounts Payable	538,522	129,639	668,161
2150	Payroll Deductions and Withholdings Payable	254,219	-	254,219
2160	Accrued Wages Payable	1,347,530	133,983	1,481,513
2170	Due to Other Funds	684,420	1,210,898	1,895,318
2180	Due to Other Governments	1,659,219	240,166	1,899,385
2200	Accrued Expenditures	119,022	-	119,022
2300	Unearned Revenues	68,080	2,845	70,925
2000	Total Liabilities	<u>4,671,012</u>	<u>1,717,531</u>	<u>6,388,543</u>
DEFERRED INFLOWS OF RESOURCES				
2601	Unavailable Revenue - Property Taxes	511,165	47,974	559,139
2600	Total Deferred Inflows of Resources	<u>511,165</u>	<u>47,974</u>	<u>559,139</u>
FUND BALANCES				
Nonspendable Fund Balance:				
3410	Inventories	157,454	-	157,454
Restricted Fund Balance:				
3450	Federal or State Funds Grant Restriction	358,969	147,342	506,311
3470	Capital Acquisition and Contractual Obligation	-	1,362,121	1,362,121
3480	Retirement of Long-Term Debt	-	122,164	122,164
3490	Other Restricted Fund Balance	-	135,843	135,843
3510	Committed Fund Balance - Construction	87,881	-	87,881
3600	Unassigned Fund Balance	7,474,046	-	7,474,046
3000	Total Fund Balances	<u>8,078,350</u>	<u>1,767,470</u>	<u>9,845,820</u>
4000	Total Liabilities, Deferred Inflows & Fund Balances	<u>\$ 13,260,527</u>	<u>\$ 3,532,975</u>	<u>\$ 16,793,502</u>

SAN ELIZARIO ISD
STATEMENT OF REVENUES, EXPENDITURES, AND CHANGES IN FUND BALANCE
GOVERNMENTAL FUNDS - UNAUDITED
FOR THE TWO MONTHS ENDING AUGUST 31, 2021

Data Control Codes	General Fund	Other Funds	Total Governmental Funds
REVENUES:			
5700 Total Local and Intermediate Sources	\$ 70,923	\$ 14,800	\$ 85,723
5800 State Program Revenues	308,314	46,240	354,554
5900 Federal Program Revenues	391,976	688,967	1,080,943
5020 Total Revenues	<u>771,213</u>	<u>750,007</u>	<u>1,521,220</u>
EXPENDITURES:			
Current:			
0011 Instruction	2,641,815	422,845	3,064,660
0012 Instructional Resources and Media Services	80,617	1,999	82,616
0013 Curriculum Instructional Staff Development	42,417	234,482	276,899
0021 Instructional Leadership	147,280	13,334	160,614
0023 School Leadership	409,667	2,000	411,667
0031 Guidance, Counseling and Evaluation Services	219,842	277	220,119
0032 Social Work Services	41,500	-	41,500
0033 Health Services	72,193	13,504	85,697
0034 Student (Pupil) Transportation	177,190	-	177,190
0035 Food Services	412,995	9,588	422,583
0036 Extracurricular Activities	131,479	613	132,092
0041 General Administration	303,880	-	303,880
0051 Facilities Maintenance and Operations	680,733	6,610	687,343
0052 Security and Monitoring Services	119,388	-	119,388
0053 Data Processing Services	417,804	-	417,804
0061 Community Services	835	22,339	23,174
Debt Service:			
0071 Principal on Long Term Debt	-	-	-
0072 Interest on Long Term Debt	-	-	-
0073 Bond Issuance Cost and Fees	-	-	-
Capital Outlay:			
0081 Facilities Acquisition and Construction	29,339	33,025	62,364
Intergovernmental:			
0099 Other Intergovernmental Charges	10	-	10
6030 Total Expenditures	<u>5,928,984</u>	<u>760,616</u>	<u>6,689,600</u>
1100 Excess (Deficiency) of Revenues Over(Under) Expenditures	<u>(5,157,771)</u>	<u>(10,609)</u>	<u>(5,168,380)</u>
OTHER FINANCING SOURCES (USES)			
7912 Sale of Real and Personal Property	2,558	-	2,558
7915 Transfers In	-	-	-
8911 Transfers Out (Use)	-	-	-
7080 Total Other Financing Sources (Uses)	<u>2,558</u>	<u>-</u>	<u>2,558</u>
1200 Net Change in Fund Balances	<u>(5,155,213)</u>	<u>(10,609)</u>	<u>(5,165,822)</u>
0100 Fund Balance - July 1 (Beginning)	13,233,564	1,778,078	15,011,642
1300 Prior Period Adjustment	-	-	-
3000 Fund Balance - June 30 (Ending)	<u>\$ 8,078,351</u>	<u>\$ 1,767,469</u>	<u>\$ 9,845,820</u>

SAN ELIZARIO ISD
 COMBINING STATEMENT OF REVENUES, EXPENSES AND CHANGES IN FUND NET POSITION
 INTERNAL SERVICE FUNDS - UNAUDITED
 FOR THE TWO MONTHS ENDING AUGUST 31, 2021

	753 Self Insurance Health Fund	770 Self Insurance W/ Comp Fund	Total Internal Service Funds
OPERATING REVENUES:			
Local and Intermediate Sources	\$ 709,159	\$ 42,724	\$ 751,883
Total Operating Revenues	<u>709,159</u>	<u>42,724</u>	<u>751,883</u>
OPERATING EXPENSES:			
Professional and Contracted Services	799,658	13,426	813,084
Other Operating Costs	143,680	-	143,680
Total Operating Expenses	<u>943,338</u>	<u>13,426</u>	<u>956,764</u>
Operating Income (Loss)	<u>(234,179)</u>	<u>29,298</u>	<u>(204,880)</u>
NONOPERATING REVENUES (EXPENSES):			
Earnings from Temporary Deposits & Investments	98	188	286
Total Nonoperating Revenues (Expenses)	<u>98</u>	<u>188</u>	<u>286</u>
Income (Loss) Before Transfers	(234,081)	29,486	(204,595)
Transfer In	-	-	-
Change in Net Position	<u>(234,081)</u>	<u>29,486</u>	<u>(204,595)</u>
Total Net Position - July 1 (Beginning)	<u>231,150</u>	<u>1,120,987</u>	<u>1,352,137</u>
Total Net Position - June 30 (Ending)	<u>\$ (2,931)</u>	<u>\$ 1,150,472</u>	<u>\$ 1,147,542</u>



San Elizario ISD
 P.O. Box 920
 San Elizario, TX 79849
 Phone 915.872.3900
 Fax 915.872.3903

MEMORANDUM

To: Members of the Board of Trustees
From: Norberto Rivas, Chief Financial Officer
Subject: Financial Reports – Investment Report
Date: October 13, 2021

HISTORY: Not less than quarterly, the investment officer shall prepare and submit to the board a written report of investment transactions for all funds covered by the Public Funds Investment Act for the preceding report period in accordance with section 2256.023 of the Texas Government Code.

RATIONALE: The purpose of this agenda item is to present that investment report which is attached to this memo.

BUDGET IMPACT: Interest earned by fund is summarized as follows as of August 31, 2021:

Fund	Amount
General Fund (199)	\$2,816.13
Debt Service Fund (599)	\$46.04
Capital Projects Fund (699)	\$12.31
Health Insurance Fund (753)	\$97.91
Workers Compensation Fund (770)	\$187.66

ADMINISTRATIVE RECOMMENDATION: This report is for information only.

Please check one: For approval Report / Information only Recognition only

San Elizario ISD's mission is to graduate students with skills to meet the demands of a changing world by promoting student success as non-negotiable, channeling resources to match learning needs of students, employ and retain a quality staff so that San Elizario is a proud, innovative and academically superior district

San Elizario I.S.D.
Statement of Interest Earned
For The Two Months Ending August 31, 2021

	General Fund	\$	2,816.13
	Interest & Sinking (Debt Service) Fund	\$	46.04
	Capital Projects Fund	\$	12.31
	Health Insurance Fund	\$	97.91
	Workers Compensation Fund	\$	187.66
	Total	\$	<u>3,160.05</u>

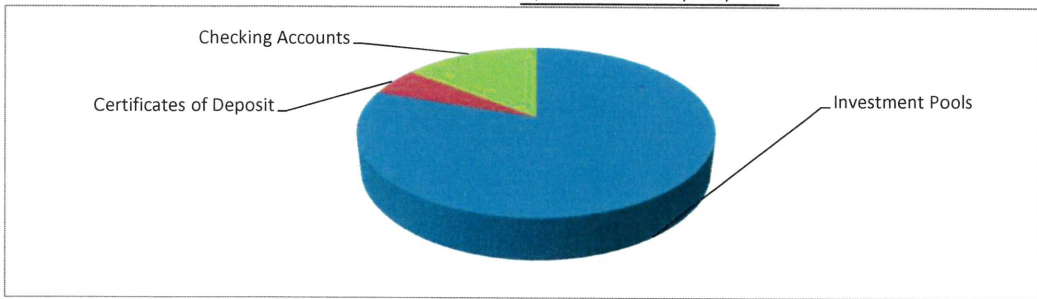
We, the undersigned Investment Officers, do hereby certify that the above investment information, is in compliance with Board Policy (CDA Local) and requirements stated in Sec. 2256.023 of the PFIA.



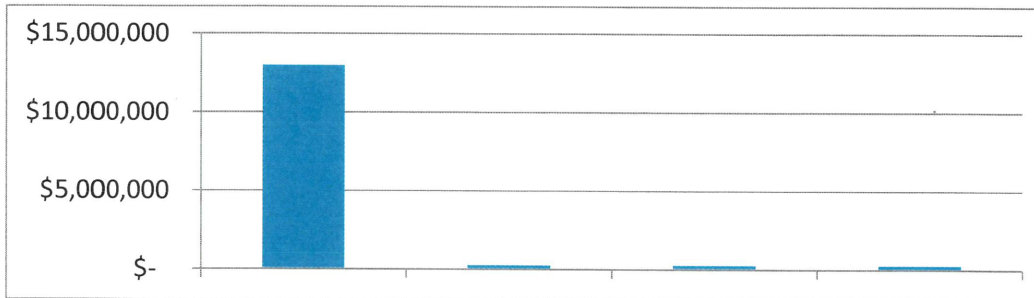
Chief Financial Officer September 30, 2021
Date

Portfolio Diversification

By Investment Type	Current Market Value	Portfolio %
Investment Pools	\$ 10,960,959	79.98%
Certificates of Deposit	\$ 750,000	5.47%
Checking Accounts	\$ 1,993,753	14.55%
	<u>\$ 13,704,712</u>	



By Investment Maturity	Current Market Value	Portfolio %
Overnight	\$ 12,954,712	94.53%
0 - 1 Year	\$ 250,000	1.82%
1 - 2 Years	\$ 250,000	1.82%
2 + years	\$ 250,000	1.82%
	<u>\$ 13,704,712</u>	



General Fund

Wells Fargo- General Operating Checking Account

<i>Beginning Date</i>	<i>Ending Date</i>	<i>Maturity</i>	<i>Bank Balance</i>	<i>Interest Rate</i>	<i>Interest Earned</i>
01-Jul-21	31-Jul-21	Overnight	\$ 1,889,584.09	0.00%	\$ -
01-Aug-21	31-Aug-21	Overnight	\$ 1,700,036.71	0.00%	\$ -
01-Sep-21	30-Sep-21	Overnight	\$ -	0.00%	\$ -
01-Oct-21	31-Oct-21	Overnight	\$ -	0.00%	\$ -
01-Nov-21	30-Nov-21	Overnight	\$ -	0.00%	\$ -
01-Dec-21	31-Dec-21	Overnight	\$ -	0.00%	\$ -
01-Jan-22	31-Jan-22	Overnight	\$ -	0.00%	\$ -
01-Feb-22	28-Feb-22	Overnight	\$ -	0.00%	\$ -
01-Mar-22	31-Mar-22	Overnight	\$ -	0.00%	\$ -
01-Apr-22	30-Apr-22	Overnight	\$ -	0.00%	\$ -
01-May-22	31-May-22	Overnight	\$ -	0.00%	\$ -
01-Jun-22	30-Jun-22	Overnight	\$ -	0.00%	\$ -
Interest Earned:					\$ -

Wells Fargo- Food Service Checking Account

<i>Beginning Date</i>	<i>Ending Date</i>	<i>Maturity</i>	<i>Bank Balance</i>	<i>Interest Rate</i>	<i>Interest Earned</i>
01-Jul-21	31-Jul-21	Overnight	\$ 16,986.48	0.00%	\$ -
01-Aug-21	31-Aug-21	Overnight	\$ 31,147.04	0.00%	\$ -
01-Sep-21	30-Sep-21	Overnight	\$ -	0.00%	\$ -
01-Oct-21	31-Oct-21	Overnight	\$ -	0.00%	\$ -
01-Nov-21	30-Nov-21	Overnight	\$ -	0.00%	\$ -
01-Dec-21	31-Dec-21	Overnight	\$ -	0.00%	\$ -
01-Jan-22	31-Jan-22	Overnight	\$ -	0.00%	\$ -
01-Feb-22	28-Feb-22	Overnight	\$ -	0.00%	\$ -
01-Mar-22	31-Mar-22	Overnight	\$ -	0.00%	\$ -
01-Apr-22	30-Apr-22	Overnight	\$ -	0.00%	\$ -
01-May-22	31-May-22	Overnight	\$ -	0.00%	\$ -
01-Jun-22	30-Jun-22	Overnight	\$ -	0.00%	\$ -
Interest Earned:					\$ -

Lone Star Investment Pool- Corporate Overnight Plus Fund

<i>Beginning Date</i>	<i>Ending Date</i>	<i>Maturity</i>	<i>Bank Balance</i>	<i>Interest Rate</i>	<i>Interest Earned</i>
01-Jul-21	31-Jul-21	Overnight	\$ 6,837,661.35	0.09%	\$ 553.13
01-Aug-21	31-Aug-21	Overnight	\$ 4,268,055.36	0.08%	\$ 436.90
01-Sep-21	30-Sep-21	Overnight	\$ -	0.00%	\$ -
01-Oct-21	31-Oct-21	Overnight	\$ -	0.00%	\$ -
01-Nov-21	30-Nov-21	Overnight	\$ -	0.00%	\$ -
01-Dec-21	31-Dec-21	Overnight	\$ -	0.00%	\$ -
01-Jan-22	31-Jan-22	Overnight	\$ -	0.00%	\$ -
01-Feb-22	28-Feb-22	Overnight	\$ -	0.00%	\$ -
01-Mar-22	31-Mar-22	Overnight	\$ -	0.00%	\$ -
01-Apr-22	30-Apr-22	Overnight	\$ -	0.00%	\$ -
01-May-22	31-May-22	Overnight	\$ -	0.00%	\$ -
01-Jun-22	30-Jun-22	Overnight	\$ -	0.00%	\$ -
Interest Earned:					\$ 990.03

Lone Star Investment Pool- Corporate Overnight Fund

<i>Beginning Date</i>	<i>Ending Date</i>	<i>Maturity</i>	<i>Bank Balance</i>	<i>Interest Rate</i>	<i>Interest Earned</i>
01-Jul-21	31-Jul-21	Overnight	\$ 348,829.63	0.08%	\$ 25.09
01-Aug-21	31-Aug-21	Overnight	\$ 348,848.05	0.06%	\$ 18.42
01-Sep-21	30-Sep-21	Overnight	\$ -	0.00%	\$ -
01-Oct-21	31-Oct-21	Overnight	\$ -	0.00%	\$ -
01-Nov-21	30-Nov-21	Overnight	\$ -	0.00%	\$ -
01-Dec-21	31-Dec-21	Overnight	\$ -	0.00%	\$ -
01-Jan-22	31-Jan-22	Overnight	\$ -	0.00%	\$ -
01-Feb-22	28-Feb-22	Overnight	\$ -	0.00%	\$ -
01-Mar-22	31-Mar-22	Overnight	\$ -	0.00%	\$ -
01-Apr-22	30-Apr-22	Overnight	\$ -	0.00%	\$ -
01-May-22	31-May-22	Overnight	\$ -	0.00%	\$ -
01-Jun-22	30-Jun-22	Overnight	\$ -	0.00%	\$ -
Interest Earned:					\$ 43.51

Lone Star Investment Pool- Government Overnight Fund

<i>Beginning Date</i>	<i>Ending Date</i>	<i>Maturity</i>	<i>Bank Balance</i>	<i>Interest Rate</i>	<i>Interest Earned</i>
01-Jul-21	31-Jul-21	Overnight	\$ 173,545.65	0.01%	\$ 0.72
01-Aug-21	31-Aug-21	Overnight	\$ 198,996.35	0.01%	\$ 0.82
01-Sep-21	30-Sep-21	Overnight	\$ -	0.00%	\$ -
01-Oct-21	31-Oct-21	Overnight	\$ -	0.00%	\$ -
01-Nov-21	30-Nov-21	Overnight	\$ -	0.00%	\$ -
01-Dec-21	31-Dec-21	Overnight	\$ -	0.00%	\$ -
01-Jan-22	31-Jan-22	Overnight	\$ -	0.00%	\$ -
01-Feb-22	28-Feb-22	Overnight	\$ -	0.00%	\$ -
01-Mar-22	31-Mar-22	Overnight	\$ -	0.00%	\$ -
01-Apr-22	30-Apr-22	Overnight	\$ -	0.00%	\$ -
01-May-22	31-May-22	Overnight	\$ -	0.00%	\$ -
01-Jun-22	30-Jun-22	Overnight	\$ -	0.00%	\$ -
Interest Earned:					\$ 1.54

Texas CLASS Investment Pool- General Fund

<i>Beginning Date</i>	<i>Ending Date</i>	<i>Maturity</i>	<i>Bank Balance</i>	<i>Interest Rate</i>	<i>Interest Earned</i>
01-Jul-21	31-Jul-21	Overnight	\$ 3,186,405.30	0.06%	\$ 166.37
01-Aug-21	31-Aug-21	Overnight	\$ 3,186,542.19	0.05%	\$ 136.89
01-Sep-21	30-Sep-21	Overnight	\$ -	0.00%	\$ -
01-Oct-21	31-Oct-21	Overnight	\$ -	0.00%	\$ -
01-Nov-21	30-Nov-21	Overnight	\$ -	0.00%	\$ -
01-Dec-21	31-Dec-21	Overnight	\$ -	0.00%	\$ -
01-Jan-22	31-Jan-22	Overnight	\$ -	0.00%	\$ -
01-Feb-22	28-Feb-22	Overnight	\$ -	0.00%	\$ -
01-Mar-22	31-Mar-22	Overnight	\$ -	0.00%	\$ -
01-Apr-22	30-Apr-22	Overnight	\$ -	0.00%	\$ -
01-May-22	31-May-22	Overnight	\$ -	0.00%	\$ -
01-Jun-22	30-Jun-22	Overnight	\$ -	0.00%	\$ -
Interest Earned:					\$ 303.26

GECU- Certificate of Deposit (Date Opened: 4/21/2021 Maturity Date: 4/21/2024)

<i>Beginning Date</i>	<i>Ending Date</i>	<i>Maturity</i>	<i>Bank Balance</i>	<i>Interest Rate</i>	<i>Interest Earned</i>
01-Jul-21	31-Jul-21	2+ Years	\$ 250,000.00	0.80%	\$ 169.86
01-Aug-21	31-Aug-21	2+ Years	\$ 250,000.00	0.80%	\$ 169.86
01-Sep-21	30-Sep-21	2+ Years	\$ -	0.80%	\$ -
01-Oct-21	31-Oct-21	2+ Years	\$ -	0.80%	\$ -
01-Nov-21	30-Nov-21	2+ Years	\$ -	0.80%	\$ -
01-Dec-21	31-Dec-21	2+ Years	\$ -	0.80%	\$ -
01-Jan-22	31-Jan-22	2+ Years	\$ -	0.80%	\$ -
01-Feb-22	28-Feb-22	2+ Years	\$ -	0.80%	\$ -
01-Mar-22	31-Mar-22	2+ Years	\$ -	0.80%	\$ -
01-Apr-22	30-Apr-22	2+ Years	\$ -	0.80%	\$ -
01-May-22	31-May-22	2+ Years	\$ -	0.80%	\$ -
01-Jun-22	30-Jun-22	2+ Years	\$ -	0.80%	\$ -
Interest Earned:					\$ 339.72

FLFCU- Certificate of Deposit (Date Opened: 11/6/2019 Maturity Date: 11/6/2022)

<i>Beginning Date</i>	<i>Ending Date</i>	<i>Maturity</i>	<i>Bank Balance</i>	<i>Interest Rate</i>	<i>Interest Earned</i>
01-Jul-21	31-Jul-21	1 - 2 years	\$ 250,000.00	1.93%	\$ 409.79
01-Aug-21	31-Aug-21	1 - 2 years	\$ 250,000.00	1.93%	\$ 409.79
01-Sep-21	30-Sep-21	1 - 2 years	\$ -	1.93%	\$ -
01-Oct-21	31-Oct-21	1 - 2 years	\$ -	1.93%	\$ -
01-Nov-21	30-Nov-21	1 - 2 years	\$ -	1.93%	\$ -
01-Dec-21	31-Dec-21	0 - 1 years	\$ -	1.93%	\$ -
01-Jan-22	31-Jan-22	0 - 1 years	\$ -	1.93%	\$ -
01-Feb-22	28-Feb-22	0 - 1 years	\$ -	1.93%	\$ -
01-Mar-22	31-Mar-22	0 - 1 years	\$ -	1.93%	\$ -
01-Apr-22	30-Apr-22	0 - 1 years	\$ -	1.93%	\$ -
01-May-22	31-May-22	0 - 1 years	\$ -	1.93%	\$ -
01-Jun-22	30-Jun-22	0 - 1 years	\$ -	1.93%	\$ -
Interest Earned:					\$ 819.58

Bank of Texas- Certificate of Deposit (Date Opened: 5/25/2020 Maturity Date: 5/25/2022)

<i>Beginning Date</i>	<i>Ending Date</i>	<i>Maturity</i>	<i>Bank Balance</i>	<i>Interest Rate</i>	<i>Interest Earned</i>
01-Jul-21	31-Jul-21	0 - 1 year	\$ 250,000.00	0.75%	\$ 159.24
01-Aug-21	31-Aug-21	0 - 1 year	\$ 250,000.00	0.75%	\$ 159.25
01-Sep-21	30-Sep-21	0 - 1 year	\$ -	0.75%	\$ -
01-Oct-21	31-Oct-21	0 - 1 year	\$ -	0.75%	\$ -
01-Nov-21	30-Nov-21	0 - 1 year	\$ -	0.75%	\$ -
01-Dec-21	31-Dec-21	0 - 1 year	\$ -	0.75%	\$ -
01-Jan-22	31-Jan-22	0 - 1 year	\$ -	0.75%	\$ -
01-Feb-22	28-Feb-22	0 - 1 year	\$ -	0.75%	\$ -
01-Mar-22	31-Mar-22	0 - 1 year	\$ -	0.75%	\$ -
01-Apr-22	30-Apr-22	0 - 1 year	\$ -	0.75%	\$ -
01-May-22	31-May-22	0 - 1 year	\$ -	0.75%	\$ -
01-Jun-22	30-Jun-22	0 - 1 year	\$ -	0.75%	\$ -
Interest Earned:					\$ 318.49

Total General Fund Interest Earned **\$ 2,816.13**

Interest & Sinking Fund (Debt Service)

Lone Star Investment Pool- Corporate Overnight Plus Fund

<i>Beginning Date</i>	<i>Ending Date</i>	<i>Maturity</i>	<i>Bank Balance</i>	<i>Interest Rate</i>	<i>Interest Earned</i>
01-Jul-21	31-Jul-21	Overnight	\$ 304,547.93	0.09%	\$ 23.89
01-Aug-21	31-Aug-21	Overnight	\$ 304,569.64	0.08%	\$ 21.71
01-Sep-21	30-Sep-21	Overnight	\$ -	0.00%	\$ -
01-Oct-21	31-Oct-21	Overnight	\$ -	0.00%	\$ -
01-Nov-21	30-Nov-21	Overnight	\$ -	0.00%	\$ -
01-Dec-21	31-Dec-21	Overnight	\$ -	0.00%	\$ -
01-Jan-22	31-Jan-22	Overnight	\$ -	0.00%	\$ -
01-Feb-22	28-Feb-22	Overnight	\$ -	0.00%	\$ -
01-Mar-22	31-Mar-22	Overnight	\$ -	0.00%	\$ -
01-Apr-22	30-Apr-22	Overnight	\$ -	0.00%	\$ -
01-May-22	31-May-22	Overnight	\$ -	0.00%	\$ -
01-Jun-22	30-Jun-22	Overnight	\$ -	0.00%	\$ -
Interest Earned:					\$ 45.60

Lone Star Investment Pool- Government Overnight Fund

<i>Beginning Date</i>	<i>Ending Date</i>	<i>Maturity</i>	<i>Bank Balance</i>	<i>Interest Rate</i>	<i>Interest Earned</i>
01-Jul-21	31-Jul-21	Overnight	\$ 50,042.39	0.01%	\$ 0.21
01-Aug-21	31-Aug-21	Overnight	\$ 53,621.27	0.01%	\$ 0.23
01-Sep-21	30-Sep-21	Overnight	\$ -	0.00%	\$ -
01-Oct-21	31-Oct-21	Overnight	\$ -	0.00%	\$ -
01-Nov-21	30-Nov-21	Overnight	\$ -	0.00%	\$ -
01-Dec-21	31-Dec-21	Overnight	\$ -	0.00%	\$ -
01-Jan-22	31-Jan-22	Overnight	\$ -	0.00%	\$ -
01-Feb-22	28-Feb-22	Overnight	\$ -	0.00%	\$ -
01-Mar-22	31-Mar-22	Overnight	\$ -	0.00%	\$ -
01-Apr-22	30-Apr-22	Overnight	\$ -	0.00%	\$ -
01-May-22	31-May-22	Overnight	\$ -	0.00%	\$ -
01-Jun-22	30-Jun-22	Overnight	\$ -	0.00%	\$ -
Interest Earned:					\$ 0.44

Total Debt Service Fund Interest Earned **\$ 46.04**

Capital Projects Fund

2015 Bond Construction Fund - Government Overnight Fund

<i>Beginning Date</i>	<i>Ending Date</i>	<i>Maturity</i>	<i>Bank Balance</i>	<i>Interest Rate</i>	<i>Interest Earned</i>
01-Jul-21	31-Jul-21	Overnight	\$ 1,417,090.53	0.01%	\$ 6.15
01-Aug-21	31-Aug-21	Overnight	\$ 1,417,096.69	0.01%	\$ 6.16
01-Sep-21	30-Sep-21	Overnight	\$ -	0.00%	\$ -
01-Oct-21	31-Oct-21	Overnight	\$ -	0.00%	\$ -
01-Nov-21	30-Nov-21	Overnight	\$ -	0.00%	\$ -
01-Dec-21	31-Dec-21	Overnight	\$ -	0.00%	\$ -
01-Jan-22	31-Jan-22	Overnight	\$ -	0.00%	\$ -
01-Feb-22	28-Feb-22	Overnight	\$ -	0.00%	\$ -
01-Mar-22	31-Mar-22	Overnight	\$ -	0.00%	\$ -
01-Apr-22	30-Apr-22	Overnight	\$ -	0.00%	\$ -
01-May-22	31-May-22	Overnight	\$ -	0.00%	\$ -
01-Jun-22	30-Jun-22	Overnight	\$ -	0.00%	\$ -
Interest Earned:					\$ 12.31

Total Capital Projects Fund Interest Earned **\$ 12.31**

Health Insurance Fund

Wells Fargo- Health Insurance

<i>Beginning Date</i>	<i>Ending Date</i>	<i>Maturity</i>	<i>Bank Balance</i>	<i>Interest Rate</i>	<i>Interest Earned</i>
01-Jul-21	31-Jul-21	Overnight	\$ 223,855.95	0.16%	\$ 63.00
01-Aug-21	31-Aug-21	Overnight	\$ 120,985.62	0.16%	\$ 34.91
01-Sep-21	30-Sep-21	Overnight	\$ -	0.00%	\$ -
01-Oct-21	31-Oct-21	Overnight	\$ -	0.00%	\$ -
01-Nov-21	30-Nov-21	Overnight	\$ -	0.00%	\$ -
01-Dec-21	31-Dec-21	Overnight	\$ -	0.00%	\$ -
01-Jan-22	31-Jan-22	Overnight	\$ -	0.00%	\$ -
01-Feb-22	28-Feb-22	Overnight	\$ -	0.00%	\$ -
01-Mar-22	31-Mar-22	Overnight	\$ -	0.00%	\$ -
01-Apr-22	30-Apr-22	Overnight	\$ -	0.00%	\$ -
01-May-22	31-May-22	Overnight	\$ -	0.00%	\$ -
01-Jun-22	30-Jun-22	Overnight	\$ -	0.00%	\$ -
Interest Earned:					\$ 97.91
Total Health Insurance Fund Interest Earned					\$ 97.91

Workers Compensation Fund

Wells Fargo- Worker's Compensation

<i>Beginning Date</i>	<i>Ending Date</i>	<i>Maturity</i>	<i>Bank Balance</i>	<i>Interest Rate</i>	<i>Interest Earned</i>
01-Jul-21	31-Jul-21	Overnight	\$ 147,805.80	0.16%	\$ 20.52
01-Aug-21	31-Aug-21	Overnight	\$ 141,583.53	0.16%	\$ 19.56
01-Sep-21	30-Sep-21	Overnight	\$ -	0.00%	\$ -
01-Oct-21	31-Oct-21	Overnight	\$ -	0.00%	\$ -
01-Nov-21	30-Nov-21	Overnight	\$ -	0.00%	\$ -
01-Dec-21	31-Dec-21	Overnight	\$ -	0.00%	\$ -
01-Jan-22	31-Jan-22	Overnight	\$ -	0.00%	\$ -
01-Feb-22	28-Feb-22	Overnight	\$ -	0.00%	\$ -
01-Mar-22	31-Mar-22	Overnight	\$ -	0.00%	\$ -
01-Apr-22	30-Apr-22	Overnight	\$ -	0.00%	\$ -
01-May-22	31-May-22	Overnight	\$ -	0.00%	\$ -
01-Jun-22	30-Jun-22	Overnight	\$ -	0.00%	\$ -
Interest Earned:					\$ 40.08

Lone Star Investment Pool- Corporate Overnight Fund

<i>Beginning Date</i>	<i>Ending Date</i>	<i>Maturity</i>	<i>Bank Balance</i>	<i>Interest Rate</i>	<i>Interest Earned</i>
01-Jul-21	31-Jul-21	Overnight	\$ 1,183,166.82	0.08%	\$ 85.10
01-Aug-21	31-Aug-21	Overnight	\$ 1,183,229.30	0.06%	\$ 62.48
01-Sep-21	30-Sep-21	Overnight	\$ -	0.00%	\$ -
01-Oct-21	31-Oct-21	Overnight	\$ -	0.00%	\$ -
01-Nov-21	30-Nov-21	Overnight	\$ -	0.00%	\$ -
01-Dec-21	31-Dec-21	Overnight	\$ -	0.00%	\$ -
01-Jan-22	31-Jan-22	Overnight	\$ -	0.00%	\$ -
01-Feb-22	28-Feb-22	Overnight	\$ -	0.00%	\$ -
01-Mar-22	31-Mar-22	Overnight	\$ -	0.00%	\$ -
01-Apr-22	30-Apr-22	Overnight	\$ -	0.00%	\$ -
01-May-22	31-May-22	Overnight	\$ -	0.00%	\$ -
01-Jun-22	30-Jun-22	Overnight	\$ -	0.00%	\$ -
Interest Earned:					\$ 147.58

Total Worker's Compensation Fund Interest Earned : **\$ 187.66**



First Public
12007 Research Blvd.
Austin, Texas 78759
800.558.8875 • firstpublic.com

Fund Performance Update

August 31, 2021

Comments by Mellon, Investment Manager

Custodian Bank: State Street Bank
Investment Managers:
American Beacon Advisors and Mellon
The Lone Star Investment Pool is
endorsed by:



The Lone Star Investment Pool Information Statement should be read carefully before investing. Investors should consider the investment objectives, risks, changes, and expenses associated with this or any security prior to investing. Investment in Lone Star Investment Pool is not insured or guaranteed by the Federal Deposit Insurance Corporation (FDIC) or any other government agency, and although Lone Star seeks to preserve the value of the investment at a fixed share price, it is possible to lose money by investing in Lone Star. For further information or for an Information Statement contact First Public at 800.558.8875. The return information is net of all current operating expenses. The return represents past performance and is no indication of future results.

The U.S. Treasury yield curve moved slightly steeper in August as longer maturing bonds rose as much as nine basis points, while shorter maturities were unchanged to a couple of basis points higher. The equity markets continued the 2021 trend as the Dow, NASDAQ and S&P 500 indexes reached new all-time highs yet again. As of the end of August, the S&P 500 index had gained over 20% year-to-date.

At the annual Jackson Hole economic symposium, Fed Chair Powell suggested that tapering by year-end is likely, but that there is more progress needed in the labor market before considering rate hikes. Recent job growth has been strong as July saw an increase in payrolls of 943,000 while the unemployment rate fell to 5.4%, even with an increase in the participation rate of 0.1%.

The next FOMC meeting is scheduled for September 22. The market will be looking for further guidance on the tapering of asset purchases at this meeting.

Active Participants This Month

Schools and Colleges	569
Other Governmental	80
<i>Total</i>	649



Government Overnight Fund

Return Information

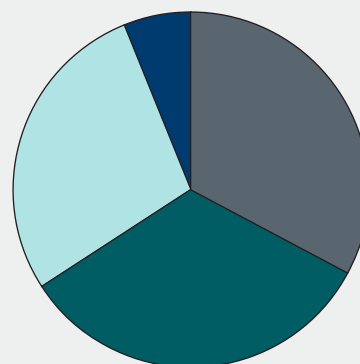
August 31, 2021

Average Monthly Return (a)	0.01%
SEC 7-day Fund Yield (b)	0.01%
Weighted Average Maturity One (c)	45 days
Weighted Average Maturity Two (c)	100 days
Portfolio Maturing beyond One Year	6%
Net Asset Value (NAV)	\$1.00
Annualized Expense Ratio	0.06%
Standard & Poor's Rating	AAAm

Inventory Position

	Book Value	Market Value
Cash/Repo	935,117,261.31	935,117,261.31
US Treasuries	1,132,718,659.07	1,132,751,924.44
Agencies	1,127,229,738.28	1,127,370,020.59
Money Market Funds	184,524,653.06	184,524,653.06
Total Assets	3,379,590,311.72	3,379,763,859.40

Investment Distribution



Agencies	33%
Treasuries	33%
Cash/Repo	28%
Money Market	6%

(a) The return information represents the average annualized rate of return on investments for the time period referenced. Return rates reflect a partial waiver of the Lone Star Investment Pool operating expense. Past performance is no guarantee of future results.

Corporate Overnight Fund

Return Information

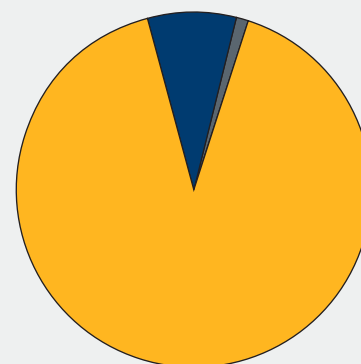
August 31, 2021

Average Monthly Return (a)	0.06%
SEC 7-day Fund Yield (b)	0.06%
Weighted Average Maturity One (c)	52 days
Weighted Average Maturity Two (c)	60 days
Portfolio Maturing beyond One Year	0%
Net Asset Value (NAV)	\$1.00
Annualized Expense Ratio	0.06%
Standard & Poor's Rating	AAAm

Inventory Position

	Book Value	Market Value
Cash/Repo	-	-
US Treasuries	-	-
Agencies	19,997,824.14	20,024,618.25
Commercial Paper	2,360,510,518.00	2,360,643,239.01
Money Market Funds	201,410,557.94	201,410,557.94
Total Assets	2,581,918,900.08*	2,582,078,415.20*

Investment Distribution



Commercial Paper	91%
Money Market	8%*
Agencies	1%

* Total Assets reflects unsettled securities transaction that has a net effect of (9,392,136.72)

(b)

$$\text{Yield} = 2 \left[\left[\frac{a-b}{cd} + 1 \right]^{\frac{360}{d}} - 1 \right]$$

SEC 7-Day Yield Calculation

*a - Dividend and interest income
b - Expenses accrued for the period
c - Average daily number of shares outstanding during the period that was entitled to dividends
d - Maximum offering price per share on the last day of the period*

Corporate Overnight Plus Fund

Return Information

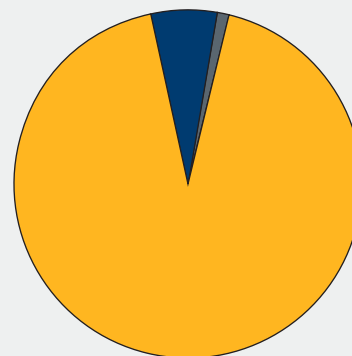
August 31, 2021

Average Monthly Return (a)	0.08%
SEC 7-day Fund Yield (b)	0.08%
Weighted Average Maturity One (c)	75 days
Weighted Average Maturity Two (c)	82 days
Portfolio Maturing beyond One Year	0%
Net Asset Value (NAV)	\$1.00
Annualized Expense Ratio	0.06%
Standard & Poor's Rating	AAAf/S1+

Inventory Position

	Book Value	Market Value
Cash/Repo	-	-
US Treasuries	-	-
Agencies	49,995,648.45	50,062,717.25
Commercial Paper	5,980,007,850.50	5,980,416,093.84
Money Market Funds	370,613,011.97	370,616,746.53
Total Assets	6,400,616,510.92*	6,401,095,557.62*

Investment Distribution



Commercial Paper	93%
Money Market	6%*
Agencies	1%

* Total Assets reflects unsettled securities transaction that has a net effect of (188,473.61)

(c) The Weighted Average Maturity One calculation uses the industry standard definition of state maturity for floating rate instruments, the number of days until the next reset date. The Weighted Average Maturity Two calculation uses the final maturity of any floating rate instruments, as opined in Texas Attorney General Opinion No. JC0359.



Texas CLASS

Texas CLASS

Date	Dividend Rate	Daily Yield
08/01/2021	0.00000000	0.0618%
08/02/2021	0.000001476	0.0539%
08/03/2021	0.000001561	0.0569%
08/04/2021	0.000001504	0.0549%
08/05/2021	0.000001504	0.0549%
08/06/2021	0.000004389	0.0534%
08/07/2021	0.00000000	0.0534%
08/08/2021	0.00000000	0.0534%
08/09/2021	0.000001287	0.0469%
08/10/2021	0.000001415	0.0517%
08/11/2021	0.000001265	0.0462%
08/12/2021	0.000001335	0.0487%
08/13/2021	0.000004185	0.0509%
08/14/2021	0.00000000	0.0509%
08/15/2021	0.00000000	0.0509%
08/16/2021	0.000001404	0.0512%
08/17/2021	0.000001397	0.0510%
08/18/2021	0.000001381	0.0504%
08/19/2021	0.000001320	0.0482%
08/20/2021	0.000004155	0.0505%
08/21/2021	0.00000000	0.0506%
08/22/2021	0.00000000	0.0506%
08/23/2021	0.000001382	0.0504%
08/24/2021	0.000001324	0.0483%
08/25/2021	0.000001309	0.0478%
08/26/2021	0.000001283	0.0468%
08/27/2021	0.000003900	0.0475%
08/28/2021	0.00000000	0.0475%
08/29/2021	0.00000000	0.0475%
08/30/2021	0.000001285	0.0469%
08/31/2021	0.000001208	0.0441%

Performance results are shown net of all fees and expenses and reflect the reinvestment of dividends and other earnings. Many factors affect performance including changes in market conditions and interest rates and in response to other economic, political, or financial developments. Investment involves risk including the possible loss of principal. No assurance can be given that the performance objectives of a given strategy will be achieved. **Past performance is no guarantee of future results. Any financial and/or investment decision may incur losses.**



San Elizario I.S.D.
P.O. Box 920
San Elizario, TX 79849
Phone 915.872.3900
Fax 915.872.3903

MEMORANDUM

To: Members of the Board of Trustees
From: Horacio Hernandez, Technology Director
Subject: PO # 43362: ProComputing Corporation
Date: October 13, 2021

HISTORY:

ARP ESSER III funds Group 2 allows the purchasing of educational technology (hardware, software, and connectivity) for students that aid in the regular/substantive educational interaction between students and instructors.

RATIONALE:

This purchase will support the continued use and implementation of technology by upgrading the classroom smartboards that teachers will use for instruction.

BUDGET IMPACT:

The total cost for these 62 Windows Open Pluggable Specification devices (Windows OPS), webcams, tripods, wireless keyboards, and wireless mice is \$66,620.56, funded through ESSER III funds.

ADMINISTRATIVE RECOMMENDATION:

The administrative recommendation is to approve the purchase of these devices and peripherals. These devices and peripherals are needed to ensure adequate emerging technology hardware and software for students.

Please check one: For approval Report/Information only Recognition only



San Elizario Independent School District

1050 Chicken Ranch Road
San Elizario, TX 79849-9999
(915) 872-3900

PURCHASE ORDER NUMBER

43362

Date: 10/06/2021

Page 1 of 1

VENDOR: 9083

**TO: ProComputing Corporation
PO Box 2720
GRAPEVINE, TX 76051**

**SHIP TO: San Elizario Independent School
200 N Herring
San Elizario, TX 79849-**

ATTN:

VENDOR PHONE:

VENDOR FAX:

VENDOR EMAIL:

REC. LOC: Excell Administration Annex

REC. GRP: Technology - M. Madrid

LINE	ITEM	QUANTITY	UOM	ITEM NO.	UNIT PRICE	UNIT DISC.	TOTAL
1	62.00000 BOX	OPS3-			895.00	0.00	55490.00
	To upgrade San Elizario High School interactive panels currently in use in the classroom.						
	SEISD Quote# 22-1100						
	Promethean OPS-M (Win 10 IoT preinstalled) Please forward PO to Melanie Madrid- Technology						
2	62.00000 BOX	DL-WFH-			101.00	0.00	6262.00
	Digitalinx "TeamUp+" Series USB WebCam and Microphone						
3	62.00000 BOX	DL-TRIPOD-			7.98	0.00	494.76
	TeamUp+ Series Flexible Tripod						
4	62.00000 BOX	920-003051			27.95	0.00	1732.90
	LOGITECH K270 WIRELESS KB						
5	62.00000 BOX	910-002225			23.95	0.00	1484.90
	WIRELESS MOUSE M185						
6	1.00000 BOX	BUYBT			0.00	0.00	0.00
	BuyBoard (Contract# 579-19 Tech Equip., Supplies, Software, Tele Prod.						
7	1.00000 BOX	PSHIPPING			1156.00	0.00	1156.00
	Product Shipping						
TOTAL							66620.56

P.O. Source	Account Number	Amount
Budget Requisition	282.11.6395.02.001.30	66,620.56

PO NOT VALID UNLESS APPROVED BY THE SAN ELIZARIO ISD BOARD

INSTRUCTIONS TO VENDORS

- Reference all packages & packing slips with PO Number
- Ship prepaid
- Tax Exempt No. 74 6002231
- Invoice in duplicate; Attn: Accounts Payable
- Do not fill order at higher price without Purchasing Dept. approval
- POs are cancelled if not shipped complete within 90 days.
- If federal funds (funds starting with a 2 from the first three-digit code in the account number) have been referenced on this PO, these items will need to follow the Federal Regulation 2 CFR 200.322, The Domestic Preferences for Procurements (commonly referenced as Buy American).

THIS PURCHASE ORDER IS NOT BINDING UNLESS SIGNED BY A PURCHASING AGENT.

Horberto Rivas



San Elizario ISD
P.O. Box 920
San Elizario, TX 79849
Phone 915.872.3900
Fax 915.872.3903

MEMORANDUM

To: Members of the Board of Trustees
From: Jesus Martinez, Director of Support Services
Subject: Purchase order # 43363 – School Specialty Education
Date: October 13, 2021

HISTORY:

Under ESSER III Group #5-Safe to return in person and continuity of services, the purchase of portable air purifiers was budgeted. This budgeted ESSER III item is part of the purchases designated for the 2021-2022 school year.

RATIONALE:

The purchase of the portable HEPA air purifiers will allow us to add an additional layer of mitigation to our current measures and continue with safety protocols for in-person instruction.

BUDGET: The funds to cover this project have been allocated and are from ESSER III funds (Group #5-Safe to return in person and continuity of services).

ADMINISTRATIVE RECOMMENDATION:

The administrative recommendation is to approve the purchase order for School Specialty.

Please check one: For approval Report / Information only Recognition only

San Elizario ISD's mission is to graduate students with skills to meet the demands of a changing world by promoting student success as non-negotiable, channeling resources to match learning needs of students, employ and retain a quality staff so that San Elizario is a proud, innovative and academically superior district



San Elizario Independent School District

1050 Chicken Ranch Road
San Elizario, TX 79849-9999
(915) 872-3900

PURCHASE ORDER NUMBER

43363

Date: 10/06/2021

Page 1 of 1

VENDOR: 5472

**TO: School Specialty Education
W6316 Design Drive
GREENVILLE, WI 54942**

**SHIP TO: San Elizario Independent School
200 N. Herring Rd
San Elizario, TX 79849-**

ATTN:

VENDOR PHONE:

VENDOR FAX:

VENDOR EMAIL:

REC. LOC: Administration Annex

REC. GRP: Support Services - S. Renteria

LINE	ITEM	QUANTITY	UOM	ITEM NO.	UNIT PRICE	UNIT DISC.	TOTAL
1	490.00000 EA	2087649			836.93	0.00	410095.70
	Trio Pro HEPA Portable Air Purifiers						
2	1.00000 EA	S&H			16200.00	0.00	16200.00
	Shipping and Handling SEISD QUOTE# 22-1099 QUOTE# 123285 OMNIA R181815 Goal 2, Objective 22 and Strategy 10						

Please submit PO to Support Services
J.Martinez

TOTAL 426295.70

P.O. Source	Account Number	Amount
Budget Requisition	282.51.6319.05.860.99	426,295.7

PO NOT VALID UNLESS APPROVED BY THE SAN ELIZARIO ISD BOARD

INSTRUCTIONS TO VENDORS

1. Reference all packages & packing slips with PO Number
2. Ship prepaid
3. Tax Exempt No. 74 6002231
4. Invoice in duplicate; Attn: Accounts Payable
5. Do not fill order at higher price without Purchasing Dept. approval
6. POs are cancelled if not shipped complete within 90 days.
7. If federal funds (funds starting with a 2 from the first three-digit code in the account number) have been referenced on this PO, these items will need to follow the Federal Regulation 2 CFR 200.322, The Domestic Preferences for Procurements (commonly referenced as Buy American).

THIS PURCHASE ORDER IS NOT BINDING
UNLESS SIGNED BY A PURCHASING AGENT.

Herberto Rivas



San Elizario ISD
P.O. Box 920
San Elizario, TX 79849
Phone 915.872.3900
Fax 915.872.3903

MEMORANDUM

To: Members of the Board of Trustees
From: Lisa D. Renegar; Planning and Instruction Department
Subject: Student Outcome Goal 3—Progress Monitoring
Date: October 13, 2021

HISTORY:

The Board of Trustees has identified Student Outcome Goal 3 as follows:

Student Outcome Goal 3:

Students graduating college, career, and military ready will increase from 65% in June 2018 to 81% by June 2024.

The Annual Targets for Goal 3 are listed below.

Student Outcome Goal 3--Annual Targets:

2019-2020—74%
2020-2021—76%
2021-2022—78%
2022-2023—79%
2023-2024—81%

In this report, we will examine the CCMR ratings which comprise Goal 3 for the 2020-2021 school year, which is the most currently available final data for Goal 3. The target for 2020-2021 is 76%. Our CCMR percentage for 2020-2021 is 64%, which is -12% below the target.

RATIONALE:

The College, Career, and Military Readiness (CCMR) component of the Student Achievement domain measures graduates' preparedness for college, the workforce, or the military. Annual graduates demonstrate college, career, or military readiness in any one of the following ways:

San Elizario ISD's mission is to graduate students with skills to meet the demands of a changing world by promoting student success as non-negotiable, channeling resources to match learning needs of students, employ and retain a quality staff so that San Elizario is a proud, innovative and academically superior district



San Elizario ISD
P.O. Box 920
San Elizario, TX 79849
Phone 915.872.3900
Fax 915.872.3903

1. Meet Texas Success Initiative (TSI) Criteria in ELA/Reading and Mathematics
2. Meet Criteria on Advanced Placement (AP)/International Baccalaureate (IB) Examination
3. Earn Dual Course Credits
4. Earn an Industry-Based Certification
5. Earn a Level I or Level II Certificate
6. Earn an Associate's Degree
7. Complete an OnRamps Dual Enrollment Course
8. Graduate with Completed Individualized Education Program (IEP) and Workforce Readiness
9. Graduate Under an Advanced Degree Plan and be Identified as a Current Special Education Student
10. Enlist in the Armed Forces
11. Met Non-CTE Criteria
12. CTE Coherent Sequence Coursework Aligned with Industry-Based Certifications

The information on the following page is the data table that the Texas Education Agency used to calculate our CCMR statistics for the 2020-2021 school year, which is the most currently available data released in August of 2021.

San Elizario ISD's mission is to graduate students with skills to meet the demands of a changing world by promoting student success as non-negotiable, channeling resources to match learning needs of students, employ and retain a quality staff so that San Elizario is a proud, innovative and academically superior district



San Elizario ISD
 P.O. Box 920
 San Elizario, TX 79849
 Phone 915.872.3900
 Fax 915.872.3903

**Texas Education Agency
 2021 College, Career, and Military Readiness
 SAN ELIZARIO ISD (071904)**

Calculation Table

	Annual Graduates	
	Count Credit	Percent
Total		
Total graduates	207	
Total credit for CCMR criteria	133	64%

There is additional detailed information available for each of the 12 criteria that encompass this CCMR overall percentage.

Data Table

	Annual Graduates	
	Count Credit	Percent
Texas Success Initiative (TSI) Criteria		
Met TSI criteria in both ELA/Reading and Mathematics	46	22%
TSI Criteria - ELA/Reading		
Met TSI criteria for at least one indicator in ELA/Reading	110	53%
Met TSI assessment criteria	32	16%
Met ACT criteria	4	2%
Met SAT criteria	39	19%
Earned credit for a college prep course	50	24%

San Elizario ISD's mission is to graduate students with skills to meet the demands of a changing world by promoting student success as non-negotiable, channeling resources to match learning needs of students, employ and retain a quality staff so that San Elizario is a proud, innovative and academically superior district



San Elizario ISD
 P.O. Box 920
 San Elizario, TX 79849
 Phone 915.872.3900
 Fax 915.872.3903

	Annual Graduates	
	Count Credit	Percent
TSI Criteria - Mathematics		
Met TSI criteria for at least one indicator in Mathematics	64	31%
Met TSI assessment criteria	19	9%
Met ACT criteria	4	2%
Met SAT criteria	19	9%
Earned credit for a college prep course	28	14%
AP/IB Examination		
Met criterion score on an AP/IB exam in any subject	110	53%
Dual Course Credits		
Earned credit for at least 3 hours in ELA or Mathematics or 9 hours in any subject	26	13%
Industry-Based Certifications		
Earned an industry-based certification from approved list	0	0%
Level I or Level II Certificate		
Earned a level I or level II certificate in any workforce education area	-	-
Associate Degree		
Earned an associate degree while in high school	0	0%
OnRamps Dual Enrollment Course		
Completed an OnRamps course and qualified for at least 3 hours of university or college credit in any subject	-	-
Graduate with Completed IEP and Workforce Readiness		
Received graduation type code of 04, 05, 54, or 55	2	1%
Special Ed with Advanced Degree Plan		
Identified as receiving special education services and earned an advanced degree plan	7	3%
U.S. Armed Forces*		
Enlisted in the U.S. Armed Forces	N/A	N/A

San Elizario ISD's mission is to graduate students with skills to meet the demands of a changing world by promoting student success as non-negotiable, channeling resources to match learning needs of students, employ and retain a quality staff so that San Elizario is a proud, innovative and academically superior district



San Elizario ISD
P.O. Box 920
San Elizario, TX 79849
Phone 915.872.3900
Fax 915.872.3903

The first table shows a calculation table with a percentage of 64%. This is calculated by dividing the total CCMR points that were accumulated by the total number of seniors. The monitoring chart that follows illustrates SEISD's performance on Goal 3 in relation to our targets.

In the 2020-2021 school year, students had to take these tests in person during the pandemic, when they were learning remotely. Many families chose not to send their students to test. Additionally, many colleges and universities waived the SAT/ACT/TSIA testing requirements for admission, which further reduced our turnout. A reduction in turnout for these tests caused a lower raw score for the CCMR percentage, which is what our Student Outcome Goal 3 is about.

SEISD is making strides toward increasing our CCMR percentage. We are beginning to routinely test all high school students with the TSIA, and are increasing the numbers of students who take AP exams. Our CTE Administrator is increasing the number of Industry-Based Certifications that will be earned. Additionally, SEISD will begin to require SAT and/or ACT testing for all SEHS students prior to graduation, which can contribute towards the earning of a CCMR point. We believe these efforts will assist us in meeting the targets for Student Outcome Goal 3 moving forward.

BUDGET:

There is no identified budgetary impact.

ADMINISTRATIVE RECOMMENDATION:

It is recommended that the Board review the progress of Student Outcome Goal 3 as presented.

Please check one: For approval Report / Information only Recognition only

San Elizario ISD's mission is to graduate students with skills to meet the demands of a changing world by promoting student success as non-negotiable, channeling resources to match learning needs of students, employ and retain a quality staff so that San Elizario is a proud, innovative and academically superior district

Board Progress Monitoring Report

Student Outcome Goal 3

Overall Goal Evaluation

Students graduating college, career, and military ready will increase from 65% in June 2018 to 81% by June 2024.

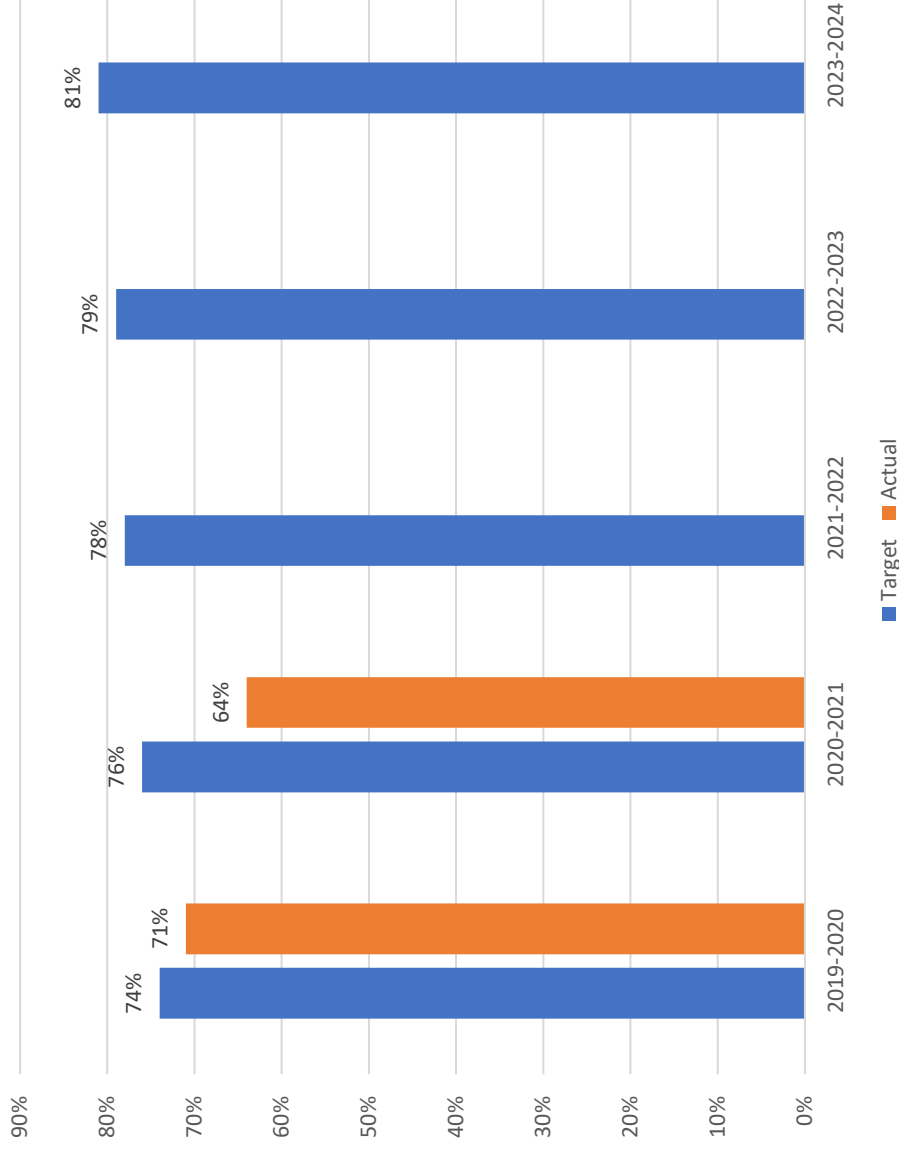
Progress Needed

The overall CCMR percentage for 2021 is 64%. This is calculated by dividing the total CCMR points that were accumulated by the total number of seniors.

The factors comprising this 64% were affected by the COVID-19 pandemic. Students had to test in-person while learning remotely, and many chose not to test. This impacted our overall score.

SEISD is making strides toward increasing our CCMR percentage. We are beginning to routinely test all high school students with the TSIA, and are increasing the numbers of students who take AP exams. Our CTE Administrator is increasing the number of Industry-Based Certifications that will be earned. Additionally, SEISD will begin to require SAT and/or ACT testing for all SEHS students prior to graduation, which can contribute towards the earning of a CCMR point. We believe these efforts will assist us in meeting the targets for Student Outcome Goal 3 moving forward.

Student Outcome Goal 3; Overall CCMR Percentage, 2020-2024



Superintendent's Evaluation on Next Steps: Refer to **Board of Trustees Memo** submitted with this report.



San Elizario ISD
 P.O. Box 920
 San Elizario, TX 79849
 Phone 915.872.3900
 Fax 915.872.3903

MEMORANDUM

To: Members of the Board of Trustees
From: Ms. Blanca I. Cruz, Human Resources Director
Subject: Substitute Pay Rate Changes
Date: October 13, 2021

HISTORY:

Currently, San Elizario ISD's Guest Teacher and Substitute pay for Custodians and Food Service Workers are as follows:

Guest Teacher (Daily Rate)	
App-Garden Certificate	\$65.00
30+ College Hours	\$70.00
Associates Degree	\$75.00
Bachelor's Degree	\$85.00
Teacher Certified -State of Texas	\$95.00
Long Term Assignment (assigned by campus & HR) <u>MUST</u> be Teacher Certified -State of Texas	\$140.00

Additional Pay for assignment days (Above daily rates)	
<ul style="list-style-type: none"> • \$5.00/day after 30 assignment days • \$10.00/day after 50 assignment days 	
<p>Note: Additional pay for assignments <u>does not</u> apply to long term assignments. Assignments days <u>do not</u> have to be consecutive days and half day assignments count as ONE assignment day. The additional pay for assignments is reset back to zero at the beginning of each school year.</p>	

Substitutes (Hourly Rate)	
Custodian and/or Food Service Worker	\$7.40

RATIONALE: Given the shortage of Certified Teachers in our Region and State, Region 19 school districts have raised the pay rates for guest teachers in hopes of retaining and attracting substitute teachers. Therefore, administration finds it necessary to increase the guest teacher pay

San Elizario ISD's mission is to graduate students with skills to meet the demands of a changing world by promoting student success as non-negotiable, channeling resources to match learning needs of students, employ and retain a quality staff so that San Elizario is a proud, innovative and academically superior district



San Elizario ISD
 P.O. Box 920
 San Elizario, TX 79849
 Phone 915.872.3900
 Fax 915.872.3903

rates as indicated below. In addition, the custodian/food service substitute hourly pay rate is also being recommended to be increased from \$7.40 p/hour to \$8.50 p/hour.

The new pay rates will serve the purpose of retaining and recognizing the efforts of guest teachers and other substitutes who have continued to serve our students during a time in which teacher shortages and overall employee vacancies are evident in our district, region, and state.

Below is a comparison of pay rates with our surrounding districts:

Current Rates				
SISD	Tornillo ISD	Fabens ISD	Clint ISD	San Elizario ISD
30 Hrs - \$100	No Degree - \$90	Non Degreed - \$85	48-59 College Hrs - \$65	App Garden Certificate - \$65
Bachelor's or Higher - \$125	Associate's - \$105	Associate's - \$100	60+ College Hrs - \$70	30+ College Hrs - \$70
Certified/Retirees - \$150	Degreed - \$125	Degreed - \$120	Associate's - \$75	Associate's - \$75
Long-Term - \$175	Certified - \$150	Certified - \$140	Degree (Bachelor's or Higher)- \$85	Bachelor's - \$85
Monday & Friday - \$150	Longterm +\$10	After 15 days (same teacher) - additional \$10	TX Certified - \$110	TX Certified - \$95
	Retiree - \$170			Longterm (Certified only) - \$140
	Custodial - \$8.50 (Hourly)			\$5.00 /day after 30 assignment days
	Food Service - \$8.50 (Hourly)			\$10/day after 50 assignment days
				Custodian - \$7.40 (hourly)
				Food Service - \$7.40 (hourly)

Proposed Rates:

Proposed
San Elizario ISD
App Garden Certificate - \$90
30+ College Hrs - \$100
Associate's - \$105
Bachelor's or Higher - \$125
TX Certified - \$150
Longterm (Certified only) - \$155
Longterm (Non-Certified) - Additional \$10
\$5.00 /day after 30 assignment days
\$10/day after 50 assignment days
Custodian/FS - \$8.50 (hourly)
Food Service - \$8.50 (hourly)

San Elizario ISD's mission is to graduate students with skills to meet the demands of a changing world by promoting student success as non-negotiable, channeling resources to match learning needs of students, employ and retain a quality staff so that San Elizario is a proud, innovative and academically superior district



San Elizario ISD
P.O. Box 920
San Elizario, TX 79849
Phone 915.872.3900
Fax 915.872.3903

BUDGET:

The total yearly cost depends on the number of guest teachers and other substitutes needed during the year.

ADMINISTRATIVE RECOMMENDATION:

The administrative recommendation is to approve the changes to the guest teacher and custodial/food service substitute pay rates as presented effective on October 14, 2021.

Please check one: For approval Report / Information only Recognition only

San Elizario ISD's mission is to graduate students with skills to meet the demands of a changing world by promoting student success as non-negotiable, channeling resources to match learning needs of students, employ and retain a quality staff so that San Elizario is a proud, innovative and academically superior district



San Elizario ISD
P.O. Box 920
San Elizario, TX 79849
Phone 915.872.3900
Fax 915.872.3903

MEMORANDUM

To: Members of the Board of Trustees
From: Ms. Blanca I. Cruz, Human Resources Director
Subject: Summer Retention Stipend – ESSER Funded
Date: October 13, 2021

HISTORY:

On August 11, 2021, during the ESSER discussion, the Board of Trustees were presented with the option of issuing a one-time retention stipend during the summer of 2022.

RATIONALE:

During the discussion and presentation of the ESSER II funding presentation, the Board of Trustees agreed to consider an employee retention stipend in the amount of \$1,000 dollars for full-time employees and \$500 for part-time employees. The issuance of the retention stipend serves the purpose of addressing the impact of the pandemic and disruptions leading to learning loss as well as remaining competitive with surrounding districts.

Please refer to the administrative guidelines in the next page for more details on the eligibility criteria.

BUDGET: Approximately \$558,000 (based on 544 full-time employees and 29 part-time employees).

ADMINISTRATIVE RECOMMENDATION: To approve the one-time retention stipend as presented in the administrative guidelines.

Please check one: For approval Report / Information only Recognition only

San Elizario ISD's mission is to graduate students with skills to meet the demands of a changing world by promoting student success as non-negotiable, channeling resources to match learning needs of students, employ and retain a quality staff so that San Elizario is a proud, innovative and academically superior district



Administrative Guidelines

One-Time / Summer Retention Stipend– 2021-2022

One-Time Retention Stipend Amount, Full-time Employees - \$1,000

One-Time Retention Stipend Amount, Part-Time Employees - \$500

Payable on: June 24, 2022

Eligible Group: Full-Time and Part-Time Employees (to include Parent Literacy Position, excludes tutors and coops)

➤ **SEISD Employee Eligibility:**

Full-Time or Part-Time Employees hired by the district prior to or on October 1, 2021 and who maintained a consecutive active employee status through June 3, 2022.

Note: Employees with an effective date of resignation prior to June 3, 2022, will not be eligible for the retention stipend. Retention stipend will not be prorated.

These guidelines provide for such stipends, to the extent they are allowable under federal funding as a result of the American Rescue Plan (ARP) Act of 2021, Elementary and Secondary School Emergency Relief (ESSER III) fund or the Coronavirus Response and Relief Supplemental Appropriations (CRRSA) Act of 2020, Elementary and Secondary School Emergency Relief (ESSER II) fund.

The one-time lump sum stipend payments identified herein shall not carry over nor shall these stipends be paid or available for any subsequent school year. These stipends shall not continue or be paid as salary, wages or other benefit to employees for any subsequent school year.

Due to ESSER guidelines, Superintendent stipend will be paid out of local funds.



San Elizario ISD
P.O. Box 920
San Elizario, TX 79849
Phone 915.872.3900
Fax 915.872.3903

MEMORANDUM

To: Members of the Board of Trustees
From: Ms. Blanca I. Cruz, Human Resources Director
Subject: GRIT Program – Tuition Reimbursement
Date: October 13, 2021

HISTORY: Due to the current teacher shortage in our region, San Elizario Independent School District is looking for innovative ways to grow our own talent and provide opportunities for our employees to become certified teachers.

RATIONALE: As indicated in the GRIT Program Brochure, aside from the many benefits that are going to be offered to our employees by Region 19, administration would like to propose a tuition reimbursement option in the amount of \$1,000 for eligible employees. The program tuition cost is \$5,000. If approved, the district's contribution will be 20% of the total cost.

- ★ Employee must agree to remain with the district, pending contract renewal, for a minimum of one full contract year following completion of the program.
- ★ Employee signs a teaching contract with SEISD
 - If the district is not able to offer a teaching position, the employee will still qualify for the reimbursement assuming the employee remains employed for a minimum of one full contract year following the completion of the program.

If the conditions above are not met, the employee will reimburse the district the full amount of the tuition contribution via a payroll deduction.

BUDGET: Dependent upon the number of participants enrolled in the GRIT Program. Currently, five employees have attended their first class and one is pending acceptance. Tentative amount for this GRIT cohort - \$6,000.

ADMINISTRATIVE RECOMMENDATION: To approve the contribution of the tuition reimbursement for GRIT participants in the amount of \$1,000 as presented.

Please check one: For approval Report / Information only Recognition only

San Elizario ISD's mission is to graduate students with skills to meet the demands of a changing world by promoting student success as non-negotiable, channeling resources to match learning needs of students, employ and retain a quality staff so that San Elizario is a proud, innovative and academically superior district

GRIT PROGRAM

“Growing Region 19 Internal Talent”

OCTOBER 1 2021

SAN ELIZARIO INDEPENDENT SCHOOL DISTRICT
Human Resources Department



Serving the Educational Communities of El Paso & Hudspeth Counties

Grit Program

“Growing Region 19 Internal Talent”

The GRIT Program originated in San Elizario Independent School District in September 2022. The goal of the program is to create an opportunity for current employees and guest teachers to pursue a teaching certification via Region 19’s Alternative Certification Program.

Vision

To grow internal talent by providing an opportunity for paraprofessionals with a bachelor’s degree or higher to become certified teachers and meet the district’s need for teachers

The partnership established between San Elizario Independent School District and Region 19, will allow eligible employees to be part of the GRIT Program and enroll in the alternative teacher certification program and receive benefits that are not available to other students not participating in the GRIT Program.

The entry requirements are to hold a Bachelor’s degree or higher from an accredited institution of higher education and have an overall GPA of 2.5.

Please see the next page for a comparison of requirements/activities for students on the traditional path vs. students on the GRIT pathway.

	Traditional Pathway	GRIT Pathway
Pre-service Observation Hours	Must be completed on your own time	Can be completed at current place of employment
Clinical Internship	Must pass content exams to begin and it is unpaid	Can be completed in Spring 2022 in current place of employment*
THEA Exam	Must pay for exam and pass for admission	Waived
Technology Fee	\$35	Waived
Tuition payments	Begin in September 2021	Begin in January 2022
Content Exam Preparation	Review session during class time or on your own time outside of the workday	Fees will be reimbursed by SEISD with passing scores; Bi-monthly review sessions during the workday at place of employment**
Application Process	Completed on your own time	Personalized assistance at place of employment; application fee waived
edTPA	Most candidates take PPR and must pay \$116 fee; Option available but must be completed on your own time	Can be completed in Spring 2022 during clinical internship at current place of employment; Fees are reimbursed in addition to a stipend provided

*pending criteria set by TEA to meet certification area **pending superintendent approval

Description	Traditional Pathway	GRIT Pathway
THEA Exam Fee	\$20 + \$29	\$0
Transcript Evaluation Fee	\$25	\$25
Application Fee	\$50	\$0
Technology Fee	\$35	\$0
Tuition	\$5000	\$5000
TEXES Content Exam*	\$116	\$116
TEXES PPR/ edTPA *	\$116	\$116/\$311
Supplemental Exams (SpED , ESL, Bilingual)*	\$116	\$116
Probationary Certificate*	\$52	\$52
Standard Certificate*	\$77	\$77
Fingerprinting SBEC*	\$47	\$47
Extension Fee (Use Second Probationary)**	\$700	\$700



In collaboration with Region 19, the Human Resources Department held an orientation meeting on September 14, 2021 and had 16 employees in attendance.

On September 16, 2021, Region 19 representatives visited our district and facilitated the application process for employees who were interested in starting the

program. As of the date of this report, five employees have attended their first class and one is pending acceptance into the program.



The total cost of the tuition for the Alternative Certification Program is \$5,000:

ESC 19 Payment Plan

★ Traditional Pathway

★ Tuition is \$5000

- Pre-Service I: \$1,250 (due Sept)
- Pre-Service II: \$1,250 (due Dec)
- Pre-Service III: \$1,250 (due Mar)
- Pre-Service IV: \$1,250 (due June)

★ GRIT Pathway

★ Tuition for candidates is \$5000

- 12 Monthly equal automatic drafts begin in January 2022

In an effort to secure more teachers, Administration is recommending that San Elizario Independent School District contribute \$1,000 towards the cost of tuition assuming the following:

1. Tuition is on a reimbursement basis after successful completion of the program and:
 - a. Employee must agree to remain with the district, pending contract renewal, for a minimum of one year following completion of the program
 - b. Employee signs a teaching contract with SEISD
 - i. If the district is not able to offer a teaching position the employee will still qualify for the reimbursement assuming the employee remains employed for a minimum of one full contract year following the completion of the program.



San Elizario ISD
P.O. Box 920
San Elizario, TX 79849
Phone 915.872.3900
Fax 915.872.3903

MEMORANDUM

To: Members of the Board of Trustees
From: Susana Frescas, Instructional Programs Administrator
Subject: Proclamation 2022 Health Textbook Committee Members
Date: October 13, 2021

HISTORY:

Proclamation 2022 calls for the adoption of new instructional materials for the Health content area. We are currently in the process of reviewing and selecting new materials for implementation next school year, 2022-2023.

RATIONALE:

This review process begins with the selection of committee members from the grade level, or content, involved in the adoption. These may be teachers, or instructional staff, with expertise in this area. This item is for approval of the list of committee members. These committee members will review the materials and recommend the program they feel is best for adoption. Following the selection, the district will purchase these resources for classroom use beginning in the fall of 2022.

BUDGET:

There is no budget impact at this time.

ADMINISTRATIVE RECOMMENDATION:

The recommended action is to approve the list of committee members as listed.

Daniel Sosa, Eva Quezada, Deborah Cortez, Christine Jaksch

Please check one: For approval Report / Information only Recognition only

San Elizario ISD's mission is to graduate students with skills to meet the demands of a changing world by promoting student success as non-negotiable, channeling resources to match learning needs of students, employ and retain a quality staff so that San Elizario is a proud, innovative and academically superior district

Special Meeting

Wednesday, September 15, 2021 5:30 PM

SEISD Administration Office, 1050 Chicken Ranch Road, San Elizario, TX 79849

1. GENERAL FUNCTIONS

A. Call Meeting to Order

The meeting was called to order at 5:30 p.m.

B. Roll Call

C. Pledge of Allegiance

D. San Elizario ISD Mission Statement

Mrs. Licon recited the District's Mission Statement.

2. NEW BUSINESS / BOARD ACTION ITEMS

A. Discussion and possible board action on the adoption of the Resolution of the Board of Trustees Regarding Employee Telework Plan During Epidemic

Human Resources Director, Mrs. Blanca Cruz, presented the Resolution to the Board. Mrs. Cruz discussed the guidelines that would need to be followed and clarified criteria that would be needed.

Mrs. Myrna Hernandez made a motion to approve the Resolution of the Board of Trustees regarding employee telework plan during epidemic. Mr. Eduardo Chavez seconded the motion. Motion passed.

3. EXECUTIVE SESSION

The Board entered into a closed meeting at **5:50 p.m.** to discuss personnel matters, to consult with attorney, to discuss real estate matters, to consider recommendations for hiring of personnel or termination of personnel and other personnel matters under Sec. 551.071, 551.072 and 551.074, Texas Gov. Code:

A. The Board entered into a closed meeting to discuss the superintendent's annual evaluation and contract as authorized under the Texas Government Code, Chapter 551 (Sec.074)

4. The Board returned to open session at **8:36 p.m.** to take possible action on the matters discussed in Executive Session.

A. Discussion and possible action on annual evaluation of Superintendent

Mrs. Myrna Hernandez made a motion to approve Superintendent's annual evaluation. Mr. Eduardo Chavez seconded the motion. Motion passed.

B. Discussion and possible action regarding Superintendent's salary and contract

Mrs. Myrna Hernandez made a motion to approve amendment to the Superintendent employee contract as discussed in closed session. Mr. Eduardo Chavez seconded the motion. Motion passed.

5. NEXT MEETING DATE:

Regular Board Meeting: October 13, 2021, at 5:30 p.m.

Special Board Meeting / Training: October 16, 2021, at 8:00 a.m.

6. Adjournment

Mrs. Myrna Hernandez made a motion to adjourn the meeting. Mr. Eduardo Chavez seconded the motion. Motion passed. **Time: 8:37 p.m.**

Board Secretary

Board President

Regular Meeting

Wednesday, September 8, 2021 5:30 PM

SEISD Administration Office, 1050 Chicken Ranch Road, San Elizario, TX 79849

1. GENERAL FUNCTIONS

A. Call Meeting to Order

The meeting was called to order at 5:30 p.m.

B. Roll Call

The following board trustees were present: Sandra Licon, Board President; Myrna Hernandez, Board Vice President; Michelle Garcia, Secretary; Martin Chavarria, Eduardo Chavez and Axel Lopez. Fernie Madrid was absent.

Superintendent Dr. Jeannie Meza-Chavez was also in attendance.

C. Pledge of Allegiance

D. San Elizario ISD Mission Statement

San Elizario ISD's mission is to graduate

Mrs. Licon recited the District's Mission Statement.

2. OPEN FORUM (five minute limit)

No items were presented in Open Forum.

3. DISTRICT RECOGNITIONS

A. Resolution from El Paso County celebrating the 85th year of Alarcon Elementary School

Principal, Ms. Leticia De Santos, read the Resolution from El Paso County celebrating the 85th year of Alarcon Elementary School.

Board Trustees congratulated administration for the recognition.

4. EXECUTIVE SESSION

The Board entered into a closed meeting at **6:02 p.m.** to discuss personnel matters, to consult with attorney, to discuss real estate matters, to consider recommendations for hiring of personnel or termination of personnel and other personnel matters under Sec. 551.071, 551.072 and 551.074, Texas Gov. Code:

A. Discussion regarding Superintendent's employment contract and evaluation instrument of Superintendent's evaluation

B. Consult legal counsel regarding SEISD's property lease to La Organizacion Progresiva de San Elizario and discussion regarding terms and conditions under possible new lease agreement

5. The Board returned to open session at 7:09 p.m. to take possible action on the matters discussed in Executive Session.

A. Discussion and possible action to approve evaluation instrument for Superintendent's annual evaluation

Mrs. Michelle Garcia made a motion to approve the Superintendent evaluation tool as discussed in Executive Session. Mrs. Myrna Hernandez seconded the motion. Motion passed.

B. Consider and possible Board Action to renew SEISD's property lease to Organizacion Progresiva of San Elizario under new lease agreement.

Mr. Eduardo Chavez made a motion to table item 5B. Mrs. Myrna Hernandez seconded the motion. Motion passed.

6. NEW BUSINESS / BOARD ACTION ITEMS

A. Public Hearing on Proposed Tax Rate for Fiscal year 2021 - 2022

Chief Financial Officer, Mr. Norberto Rivas, presented a public hearing presentation on the proposed tax rate for fiscal year 2021 - 2022.

No public comments and/or questions were presented.

B. Consider and possible Board action on Adoption of Resolution Setting Tax Rate for the 2021 - 2022 School Year

Mrs. Myrna Hernandez made a motion to approve the proposed resolution based on the proposed rate. Mr. Chavez seconded the motion. Motion passed.

C. Discussion and presentation update on the Elementary and Secondary School Emergency Relief Fund (ESSER II) funding

Chief Financial Officer, Mr. Norberto Rivas, presented the updated Elementary and Secondary School Emergency Relief (ESSER II) funding breakdown.

1. Special Report - Classroom Supplies Allocations by School

Associate Superintendent, Dr. Rogelio Segovia, presented a special report that included the allocations of classroom supplies by campus.

D. Texas Open Meetings Act Further Guidance

Technology Director, Horacio Hernandez, presented 3 scenarios to the Board to consider now that the Office of the Attorney General lifted certain provisions of the Open Meetings Act.

The Board discussed the 3 scenarios presented and the administrative recommendation was to follow scenario 2 which includes the board of trustees to allow video conferencing for Board of Trustees should the need arise. Scenario 2 would also require that physical quorum needs to be established. The administration would need to have a minimum of a 72 hour in advance notice should a trustee need to attend by videoconference. Scenario 2 would only be used if a trustee is unable to physically attend but will be able to attend by videoconference.

7. PRESENTATION / REPORTS / INFORMATION

- A. Summary of 2021 TELPAS Scores (Information)
- B. CTE Surplus Vehicles (Information)
- C. Board Training (Information)
 - 1. MASBA Convention - September 9-12, 2021, in San Antonio, TX
 - 2. TASA / TASB Convention - September 24-26, 2021, in Dallas, TX
 - 3. Local District Orientation held on August 24, 2021, for new Board Trustees
 - 4. Orientation to the Texas Education Code and Evaluating and Improving Student Outcomes (EISO) for New Board Members September 18, 2021
 - 5. Crucial Conversations: Tools For Talking When Stakes Are High (Information)
 - a. Training October 16, 2021, beginning at 8:00 a.m. in the Board Room
 - b. Suggested Reading Timeline
- D. Letter of Support for Los Portales Museum (Information)
- E. Purple Star Campus Designation Awardees SY 2021 - 2022 (Information)
- F. Fresh Fruit and Vegetable Program Award Letter 2021 - 2022 (Information)
- G. Curbside Meal Service Update (Information)
- 8. CONSENT AGENDA - Consider and possible Board action on
 - A. Financial Reports
 - 1. Tax Report

2. Financial Statements

3. Investment Report

4. Budget Amendment

5. Purchase Orders exceeding \$25,000.00

- PO# 42937 - Dell Marketing L.P. - \$209,685.00
- PO# 42938 - Apple Computer Inc - \$62,300.00
- PO# 42939 - ProComputing Corporation - \$26,855.28
- PO# 42955 - Shelby Distributions - \$47,495.00
- PO# 42956 - Shelby Distributions - \$33,925.00
- PO# 42957 - Shelby Distributions - \$54,280.00
- PO# 42958 - Shelby Distributions - \$67,850.00
- PO# 42979 - Dell Marketing L.P. - \$121,000.00
- PO# 42980 - Dell Marketing L.P. - \$259,700.00

B. Acceptance of certified values as certified by the Chief Appraiser on July 23, 2021

C. Consider and possible Board action to approve request for competitive sealed proposals for risk management insurance provider (RFP#22-1093) and approval of purchase order # 42940

D. Consider and possible Board action to approve Commitment to the Future-Ready Superintendent's Leadership Network for the 2021 - 2022 school year and Amendment of the General Fund Budget

E. Revisions to Student Outcome Goals 1 and 2

F. Progress Monitoring - Overall Goal 2 Progress Monitoring

G. Miscellaneous Pay Rate Addition - Diagnostician Contracted Services

H. Resolution of the Board Regarding Extended Sick Leave During Epidemic

I. Establishment and Operation of El Paso County JJAEP - Chapter 37 of the Texas Education Code

J. San Elizario ISD and El Paso Community College Dual Credit Partnership Agreement

K. El Paso Electric - Aerial Easement Agreement

L. Regional Day School Program for the Deaf Interlocal Multiple Representation

M. Virtual Homebound Services for Medically Fragile Students

N. Innovative Course - PLTW Engineering Essentials

O. Labster Software Services Agreement

P. Consider approval of minutes for the following:

1. August 11, 2021 - Regular Board Meeting

Q. Consider disposal of surplus property declared obsolete and unnecessary by Superintendent or her Designee, to include disposal of broken furniture and technology equipment according to Administrative discretion and by any reasonable means.

1. Support Services Department

Mrs. Michelle Garcia congratulated Superintendent Dr. Meza-Chavez on her recent nomination to join the Future-Ready Superintendents Leadership Network.

Mr. Eduardo Chavez made a motion to approve the consent agenda. Mrs. Myrna Hernandez seconded the motion. Motion passed.

9. NEXT MEETING DATE:

Special Board Meeting: September 15, 2021, at 5:30 p.m.

Regular Board Meeting: October 13, 2021, at 5:30 p.m.

10. Adjournment

Mr. Eduardo Chavez made a motion to adjourn the meeting. Mrs. Myrna Hernandez seconded the motion. Motion passed. **Time: 7:09 p.m.**

Board Secretary

Board President



San Elizario ISD
P.O. Box 920
San Elizario, TX 79849
Phone 915.872.3900
Fax 915.872.3903

MEMORANDUM

To: Members of the Board of Trustees
From: Jesus Martinez, Director-Support Services
Subject: September 2021, Non Technology Fixed Asset Discards
Date: October 13, 2021

HISTORY: Campuses and departments periodically replace obsolete, broken or non-repairable items. We assist campuses and departments in removing these items to maximize space and minimize unnecessary item accumulation.

RATIONALE: To prevent unnecessary accumulation of obsolete, broken or non-repairable fixed assets at all our campuses and in departments, discard requests are now submitted on a monthly basis until further notice.

BUDGET IMPACT: No budget impact

ADMINISTRATIVE RECOMMENDATION: For the Board of Trustees to declare the listed fixed assets as surplus or discards and authorize administration to sell or dispose of by any reasonable means.

Please check one: For approval Report / Information only Recognition only

San Elizario ISD's mission is to graduate students with skills to meet the demands of a changing world by promoting student success as non-negotiable, channeling resources to match learning needs of students, employ and retain a quality staff so that San Elizario is a proud, innovative and academically superior district



Fixed Asset Discard List

Other: Grounds Dept.

Excell

Loya

Campus (Please Check Appropriate Campus)

SE High School

Middle School

Alarcon

Borrego

Sambrano

Room#	Description	Tag Number/Serial	Qty	Comments/Reasons	
1	Grounds	Gas Trimmer	#1405070701	1	Not working, 7 Yrs old, costly to repair
2					
3	Grounds	Lawn Mower	#0702073444	1	Not working, 14 Yrs old, costly to repair
4	Grounds	Lawn Mower	#0702073548	1	Not working, 14 Yrs old, costly to repair
5	Grounds	Lawn Mower	#1010225832	1	Not Working, 11 Yrs old, costly to repair
6					
7					
8					
9					
10					
11					
12					
13					
14					
15					
16					
17					
18					
19					
20					
21					
22					
23					
24					
25					
26					
27					
28					
29					
30					

Date: 9-1-2021

Authorized Campus

Signature 

Page 1 of 1

SEP-20-21

SAN ELIZARIO INDEPENDENT SCHOOL DISTRICT



Other MAINTENANCE

Fixed Asset Discard List

Excell

Loya

Campus (Please Check Appropriate Campus)

SE High School

Middle School

Alarcon

Borrego

Sambrano

Room#	Description	Tag Number	Qty	Comments / Reasons
1	Gabinete Gris	0101012899		
2	Gabinete Gris	0802062358		
3	Gabinete Negro	0101012882		
4	bookshelf Negro			
5	Gabinete Chico Gris			
6	bookshelf de madera			
7	24 escritorios	Vietos de estudiantes		
8	2 Carritos de madera			
9	5 sillas de maestros			
10	Gabinete Gris	0506223873		
11	1- escritorio de maestro			
12	1- cajon de madera	donde estaban los trofeos		
13	1- carrito de Ruedas	que tiene pizarron		
14	2 Sillas azules			
15	2 Sillas altas de madera			
16	3 Carros de Hierro blancos			
17	1- gabinete de plastico	1004214416		
18	1- Five Cabinet grande	027193556		
19	1- Five Cabinet	0207193556		
20	1- Five Cabinet	0101014364		
21	1- Five Cabinet	1007284551		
22				
23				
24				
25				
26				
27				
28				
29				
30				

Date: 9/20/21

Authorized Campus
Signature: *[Handwritten Signature]*

Page: of



San Elizario I.S.D.
P.O. Box 920
San Elizario, TX 79849
Phone 915.872.3900
Fax 915.872.3903

MEMORANDUM

To: Members of the Board of Trustees
From: Horacio Hernandez, Technology Director
Subject: September 2021 Technology Fixed Asset Discard
Date: October 13, 2021

HISTORY:

Campus and Departments periodically replace obsolete or non-repairable technology items. In order to aid the campuses and departments in removing these items to maximize space, the Technology Department will be submitting monthly disposal lists for approval.

RATIONALE:

Items shown on the attached lists have been reviewed by the District Technology Department and concur with campus/departments administration to dispose or sell listed items.

BUDGET IMPACT:

No budget impact.

ADMINISTRATIVE RECOMMENDATION:

For the Board to declare the fixed assets listed as surplus and authorize administration to sell or dispose of items by any reasonable means.

Please check one: For approval Report/Information only Recognition only

San Elizario ISD's vision is to graduate students with skills to meet the demands of a changing world by promoting student success as non-negotiable, channeling resources to match learning needs of students, employ and retain a quality staff so that San Elizario is a proud, innovative and academically superior district

Borrego Elementary

Other Technology

Fixed Asset Discard List

Excell Loya

Campus (Please Check Appropriate Campus)

SE High School

GEMS


Alarcon

Borrego

Sambrano

	Room#	Description	Tag Number/Serial	Qty	Comments/Reasons
1	Disposal Rm.	AVER PROJECTOR	3600002433	1	OBSOLETE
2	Disposal Rm.	SAMSUNG CHROMEBOOK	1509171825	1	OBSOLETE
3	Disposal Rm.	SAMSUNG CHROMEBOOK	1602044726	1	OBSOLETE
4	Disposal Rm.	SAMSUNG CHROMEBOOK	3600003189	1	OBSOLETE
5	Disposal Rm.	SAMSUNG CHROMEBOOK	1601212104	1	OBSOLETE
6	Disposal Rm.	SAMSUNG CHROMEBOOK	3600000128	1	OBSOLETE
7	Disposal Rm.	SAMSUNG CHROMEBOOK	1602051110	1	OBSOLETE
8	Disposal Rm.	SAMSUNG CHROMEBOOK	3600000069	1	OBSOLETE
9	Disposal Rm.	SAMSUNG CHROMEBOOK	1602051928	1	OBSOLETE
10	Disposal Rm.	SAMSUNG CHROMEBOOK	3600000121	1	OBSOLETE
11	Disposal Rm.	SAMSUNG CHROMEBOOK	1503304323	1	OBSOLETE
12	Disposal Rm.	LENOVO CHROMEBOOK	3600001405	1	OBSOLETE
13	Disposal Rm.	SAMSUNG CHROMEBOOK	1503031752	1	OBSOLETE
14	Disposal Rm.	SAMSUNG CHROMEBOOK	3600000155	1	OBSOLETE
15	Disposal Rm.	LENOVO CHROMEBOOK	2600002604	1	OBSOLETE
16	Disposal Rm.	SAMSUNG CHROMEBOOK	1602044204	1	OBSOLETE
17	Disposal Rm.	SAMSUNG CHROMEBOOK	3600000114	1	OBSOLETE
18	Disposal Rm.	SAMSUNG CHROMEBOOK	3600000157	1	OBSOLETE
19	Disposal Rm.	SAMSUNG CHROMEBOOK	1509171012	1	OBSOLETE
20	Disposal Rm.	SAMSUNG CHROMEBOOK	3600000059	1	OBSOLETE
21	Disposal Rm.	SAMSUNG CHROMEBOOK	3600000153	1	OBSOLETE
22	Disposal Rm.	SAMSUNG CHROMEBOOK	1512083528	1	OBSOLETE
23	Disposal Rm.	SAMSUNG CHROMEBOOK	1602053650	1	OBSOLETE
24	Disposal Rm.	SAMSUNG CHROMEBOOK	1509171756	1	OBSOLETE
25	Disposal Rm.	SAMSUNG CHROMEBOOK	1509172331	1	OBSOLETE
26	Disposal Rm.	SAMSUNG CHROMEBOOK	1512085437	1	OBSOLETE
27	Disposal Rm.	SAMSUNG CHROMEBOOK	1602051734	1	OBSOLETE
28	Disposal Rm.	SAMSUNG CHROMEBOOK	1509171156	1	OBSOLETE
29	Disposal Rm.	DELL LAPTOP	1603230001	1	OBSOLETE
30	Disposal Rm.	DELL LAPTOP	1603030007	1	OBSOLETE

Date: 9/3/2021

Authorized Campus
Signature 

Page 1 of 7

Other Technology

Fixed Asset Discard List

Excell Loya

Campus (Please Check Appropriate Campus)

SE High School

GEMS


Alarcon

Borrego

Sambrano

	Room#	Description	Tag Number/Serial	Qty	Comments/Reasons
1	Disposal Rm.	SAMSUNG CHROMEBOOK	1503262739	1	OBSOLETE
2	Disposal Rm.	SAMSUNG CHROMEBOOK	3600000124	1	OBSOLETE
3	Disposal Rm.	SAMSUNG CHROMEBOOK	1512082424	1	OBSOLETE
4	Disposal Rm.	SAMSUNG CHROMEBOOK	1512084911	1	OBSOLETE
5	Disposal Rm.	SAMSUNG CHROMEBOOK	1601125135	1	OBSOLETE
6	Disposal Rm.	HP CHROMEBOOK	1603180005	1	OBSOLETE
7	Disposal Rm.	DELL LAPTOP	2600000781	1	OBSOLETE
8	Disposal Rm.	DELL LAPTOP	2600000841	1	OBSOLETE
9	Disposal Rm.	DELL LAPTOP	3600001751	1	OBSOLETE
10	Disposal Rm.	SAMSUNG CHROMEBOOK	1503304245	1	OBSOLETE
11	Disposal Rm.	LENOVO CHROMEBOOK	3600002612	1	OBSOLETE
12	Disposal Rm.	SAMSUNG CHROMEBOOK	3600000169	1	OBSOLETE
13	Disposal Rm.	SAMSUNG CHROMEBOOK	1602044052	1	OBSOLETE
14	Disposal Rm.	SAMSUNG CHROMEBOOK	1503303900	1	OBSOLETE
15	Disposal Rm.	SAMSUNG CHROMEBOOK	1602052520	1	OBSOLETE
16	Disposal Rm.	SAMSUNG CHROMEBOOK	3600000055	1	OBSOLETE
17	Disposal Rm.	SAMSUNG CHROMEBOOK	1503260337	1	OBSOLETE
18	Disposal Rm.	SAMSUNG CHROMEBOOK	1602051141	1	OBSOLETE
19	Disposal Rm.	SAMSUNG CHROMEBOOK	3600000123	1	OBSOLETE
20	Disposal Rm.	SAMSUNG CHROMEBOOK	3600000117	1	OBSOLETE
21	Disposal Rm.	SAMSUNG CHROMEBOOK	3600000068	1	OBSOLETE
22	Disposal Rm.	SAMSUNG CHROMEBOOK	1602044929	1	OBSOLETE
23	Disposal Rm.	SAMSUNG CHROMEBOOK	3600000060	1	OBSOLETE
24	Disposal Rm.	SAMSUNG CHROMEBOOK	3600000054	1	OBSOLETE
25	Disposal Rm.	SAMSUNG CHROMEBOOK	1602053136	1	OBSOLETE
26	Disposal Rm.	DELL LAPTOP	3600001745	1	OBSOLETE
27	Disposal Rm.	SAMSUNG CHROMEBOOK	1602050637	1	OBSOLETE
28	Disposal Rm.	SAMSUNG CHROMEBOOK	1509170938	1	OBSOLETE
29	Disposal Rm.	SAMSUNG CHROMEBOOK	1512083056	1	OBSOLETE
30	Disposal Rm.	SAMSUNG CHROMEBOOK	1601125008	1	OBSOLETE

Date: 9/3/2021

Authorized Campus
Signature 

Page 2 of 7

Fixed Asset Discard List

Other Technology

Excell Loya

Campus (Please Check Appropriate Campus)

SE High School

GEMS


Alarcon

Borrego

Sambrano

	Room#	Description	Tag Number/Serial	Qty	Comments/Reasons
1	Disposal Rm.	SAMSUNG CHROMEBOOK	1512083729	1	OBSOLETE
2	Disposal Rm.	SAMSUNG CHROMEBOOK	1509175933	1	OBSOLETE
3	Disposal Rm.	SAMSUNG CHROMEBOOK	1602043754	1	OBSOLETE
4	Disposal Rm.	SAMSUNG CHROMEBOOK	1602053529	1	OBSOLETE
5	Disposal Rm.	ACER CHROMEBOOK	1503042441	1	OBSOLETE
6	Disposal Rm.	SAMSUNG CHROMEBOOK	3600000165	1	OBSOLETE
7	Disposal Rm.	SAMSUNG CHROMEBOOK	1602043324	1	OBSOLETE
8	Disposal Rm.	SAMSUNG CHROMEBOOK	1512084035	1	OBSOLETE
9	Disposal Rm.	SAMSUNG CHROMEBOOK	160242257	1	OBSOLETE
10	Disposal Rm.	SAMSUNG CHROMEBOOK	1602042950	1	OBSOLETE
11	Disposal Rm.	SAMSUNG CHROMEBOOK	3600000110	1	OBSOLETE
12	Disposal Rm.	SAMSUNG CHROMEBOOK	1503260436	1	OBSOLETE
13	Disposal Rm.	SAMSUNG CHROMEBOOK	1509170204	1	OBSOLETE
14	Disposal Rm.	SAMSUNG CHROMEBOOK	3600000126	1	OBSOLETE
15	Disposal Rm.	SAMSUNG CHROMEBOOK	1503260528	1	OBSOLETE
16	Disposal Rm.	SAMSUNG CHROMEBOOK	1602052234	1	OBSOLETE
17	Disposal Rm.	SAMSUNG CHROMEBOOK	1512083214	1	OBSOLETE
18	Disposal Rm.	SAMSUNG CHROMEBOOK	1512081544	1	OBSOLETE
19	Disposal Rm.	SAMSUNG CHROMEBOOK	1602050955	1	OBSOLETE
20	Disposal Rm.	SAMSUNG CHROMEBOOK	1602042838	1	OBSOLETE
21	Disposal Rm.	SAMSUNG CHROMEBOOK	1512084134	1	OBSOLETE
22	Disposal Rm.	SAMSUNG CHROMEBOOK	3600000062	1	OBSOLETE
23	Disposal Rm.	SAMSUNG CHROMEBOOK	1503262010	1	OBSOLETE
24	Disposal Rm.	SAMSUNG CHROMEBOOK	1503304445	1	OBSOLETE
25	Disposal Rm.	SAMSUNG CHROMEBOOK	3600000049	1	OBSOLETE
26	Disposal Rm.	SAMSUNG CHROMEBOOK	1512085347	1	OBSOLETE
27	Disposal Rm.	SAMSUNG CHROMEBOOK	1503304744	1	OBSOLETE
28	Disposal Rm.	SAMSUNG CHROMEBOOK	1512082909	1	OBSOLETE
29	Disposal Rm.	SAMSUNG CHROMEBOOK	3600000109	1	OBSOLETE

Date: 9/7/2021

Authorized Campus
Signature 

Page 3 of 7

Other Technology

Fixed Asset Discard List

Excell Loya

Campus (Please Check Appropriate Campus)

SE High School

GEMS

Alarcon

Borrego

Sambrano

	Room#	Description	Tag Number/Serial	Qty	Comments/Reasons
1	Disposal Rm.	SAMSUNG CHROMEBOOK	1512082207	1	OBSOLETE
2	Disposal Rm.	SAMSUNG CHROMEBOOK	1512084816	1	OBSOLETE
3	Disposal Rm.	SAMSUNG CHROMEBOOK	1509171724	1	OBSOLETE
4	Disposal Rm.	SAMSUNG CHROMEBOOK	1512082946	1	OBSOLETE
5	Disposal Rm.	SAMSUNG CHROMEBOOK	1509170750	1	OBSOLETE
6	Disposal Rm.	SAMSUNG CHROMEBOOK	3600000053	1	OBSOLETE
7	Disposal Rm.	SAMSUNG CHROMEBOOK	1602053104	1	OBSOLETE
8	Disposal Rm.	SAMSUNG CHROMEBOOK	3600000118	1	OBSOLETE
9	Disposal Rm.	SAMSUNG CHROMEBOOK	3600000173	1	OBSOLETE
10	Disposal Rm.	SAMSUNG CHROMEBOOK	1512083931	1	OBSOLETE
11	Disposal Rm.	SAMSUNG CHROMEBOOK	3600000156	1	OBSOLETE
12	Disposal Rm.	SAMSUNG CHROMEBOOK	1509170900	1	OBSOLETE
13	Disposal Rm.	SAMSUNG CHROMEBOOK	1503305047	1	OBSOLETE
14	Disposal Rm.	SAMSUNG CHROMEBOOK	1602053334	1	OBSOLETE
15	Disposal Rm.	SAMSUNG CHROMEBOOK	1601125315	1	OBSOLETE
16	Disposal Rm.	LENOVO CHROMEBOOK	3600001412	1	OBSOLETE
17	Disposal Rm.	SAMSUNG CHROMEBOOK	1602044127	1	OBSOLETE
18	Disposal Rm.	SAMSUNG CHROMEBOOK	1602053923	1	OBSOLETE
19	Disposal Rm.	SAMSUNG CHROMEBOOK	1512082051	1	OBSOLETE
20	Disposal Rm.	SAMSUNG CHROMEBOOK	1509172401	1	OBSOLETE
21	Disposal Rm.	SAMSUNG CHROMEBOOK	1602052558	1	OBSOLETE
22	Disposal Rm.	SAMSUNG CHROMEBOOK	1512085557	1	OBSOLETE
23	Disposal Rm.	SAMSUNG CHROMEBOOK	1509171853	1	OBSOLETE
24	Disposal Rm.	SAMSUNG CHROMEBOOK	1602045344	1	OBSOLETE
25	Disposal Rm.	SAMSUNG CHROMEBOOK	1602052723	1	OBSOLETE
26	Disposal Rm.	SAMSUNG CHROMEBOOK	1602051407	1	OBSOLETE
27	Disposal Rm.	SAMSUNG CHROMEBOOK	1602052448	1	OBSOLETE
28	Disposal Rm.	SAMSUNG CHROMEBOOK	1509170051	1	OBSOLETE
29	Disposal Rm.	SAMSUNG CHROMEBOOK	1602042658	1	OBSOLETE
30	Disposal Rm.	SAMSUNG CHROMEBOOK	1602043829	1	OBSOLETE

Date: 9/7/2021

Authorized Campus
Signature 

Page 4 of 7

Fixed Asset Discard List

Other Technology

Excell Loya

Campus (Please Check Appropriate Campus)

SE High School


GEMS

Alarcon

Borrego Sambrano

	Room#	Description	Tag Number/Serial	Qty	Comments/Reasons
1	Disposal Rm.	SAMSUNG CHROMEBOOK	1602052126	1	OBSOLETE
2	Disposal Rm.	SAMSUNG CHROMEBOOK	1601212023	1	OBSOLETE
3	Disposal Rm.	SAMSUNG CHROMEBOOK	3600000066	1	OBSOLETE
4	Disposal Rm.	SAMSUNG CHROMEBOOK	3600000147	1	OBSOLETE
5	Disposal Rm.	SAMSUNG CHROMEBOOK	3600000161	1	OBSOLETE
6	Disposal Rm.	SAMSUNG CHROMEBOOK	3600000146	1	OBSOLETE
7	Disposal Rm.	LENOVO CHROMEBOOK	3600001400	1	OBSOLETE
8	Disposal Rm.	LENOVO CHROMEBOOK	3600002559	1	OBSOLETE
9	Disposal Rm.	SAMSUNG CHROMEBOOK	1602044350	1	OBSOLETE
10	Disposal Rm.	SAMSUNG CHROMEBOOK	1512081940	1	OBSOLETE
11	Disposal Rm.	SAMSUNG CHROMEBOOK	1602052800	1	OBSOLETE
12	Disposal Rm.	SAMSUNG CHROMEBOOK	1602045104	1	OBSOLETE
13	Disposal Rm.	SAMSUNG CHROMEBOOK	1503265325	1	OBSOLETE
14	Disposal Rm.	SAMSUNG CHROMEBOOK	1601124810	1	OBSOLETE
15	Disposal Rm.	SAMSUNG CHROMEBOOK	3600000120	1	OBSOLETE
16	Disposal Rm.	SAMSUNG CHROMEBOOK	3600000127	1	OBSOLETE
17	Disposal Rm.	LENOVO CHROMEBOOK	2600002563	1	OBSOLETE
18	Disposal Rm.	LENOVO CHROMEBOOK	2600002559	1	OBSOLETE
19	Disposal Rm.	LENOVO CHROMEBOOK	2600002652	1	OBSOLETE
20	Disposal Rm.	LENOVO CHROMEBOOK	2600002601	1	OBSOLETE
21	Disposal Rm.	LENOVO CHROMEBOOK	2600002561	1	OBSOLETE
22	Disposal Rm.	SAMSUNG CHROMEBOOK	1503304402	1	OBSOLETE
23	Disposal Rm.	SAMSUNG CHROMEBOOK	1512083700	1	OBSOLETE
24	Disposal Rm.	SAMSUNG CHROMEBOOK	1503262903	1	OBSOLETE
25	Disposal Rm.	SAMSUNG CHROMEBOOK	1602044431	1	OBSOLETE
26	Disposal Rm.	LENOVO CHROMEBOOK	3600002796	1	OBSOLETE
27	Disposal Rm.	LENOVO CHROMEBOOK	3600001380	1	OBSOLETE
28	Disposal Rm.	LENOVO CHROMEBOOK	3600001521	1	OBSOLETE
29	Disposal Rm.	LENOVO CHROMEBOOK	2600002582	1	OBSOLETE
30	Disposal Rm.	LENOVO CHROMEBOOK	2600002557	1	OBSOLETE

Date: 9/7/2021

Authorized Campus
Signature 

Page 5 of 7

Fixed Asset Discard List

Other Technology

Excell Loya

Campus (Please Check Appropriate Campus)

SE High School

GEMS


Alarcon

Borrego

Sambrano

	Room#	Description	Tag Number/Serial	Qty	Comments/Reasons
1	Disposal Rm.	LENOVO CHROMEBOOK	2600002553	1	OBSOLETE
2	Disposal Rm.	LENOVO CHROMEBOOK	2600002620	1	OBSOLETE
3	Disposal Rm.	LENOVO CHROMEBOOK	2600002602	1	OBSOLETE
4	Disposal Rm.	LENOVO CHROMEBOOK	3600001512	1	OBSOLETE
5	Disposal Rm.	LENOVO CHROMEBOOK	3600002615	1	OBSOLETE
6	Disposal Rm.	LENOVO CHROMEBOOK	3600001997	1	OBSOLETE
7	Disposal Rm.	LENOVO CHROMEBOOK	3600001396	1	OBSOLETE
8	Disposal Rm.	LENOVO CHROMEBOOK	3600001516	1	OBSOLETE
9	Disposal Rm.	LENOVO CHROMEBOOK	3600002774	1	OBSOLETE
10	Disposal Rm.	LENOVO CHROMEBOOK	3600001517	1	OBSOLETE
11	Disposal Rm.	LENOVO CHROMEBOOK	3600001518	1	OBSOLETE
12	Disposal Rm.	LENOVO CHROMEBOOK	3600004023	1	OBSOLETE
13	Disposal Rm.	LENOVO CHROMEBOOK	2600002643	1	OBSOLETE
14	Disposal Rm.	LENOVO CHROMEBOOK	3600002522	1	OBSOLETE
15	Disposal Rm.	LENOVO CHROMEBOOK	3600002775	1	OBSOLETE
16	Disposal Rm.	LENOVO CHROMEBOOK	2600002603	1	OBSOLETE
17	Disposal Rm.	SAMSUNG CHROMEBOOK	3600000061	1	OBSOLETE
18	Disposal Rm.	SAMSUNG CHROMEBOOK	1602051034	1	OBSOLETE
19	Disposal Rm.	SAMSUNG CHROMEBOOK	3600000158	1	OBSOLETE
20	Disposal Rm.	SAMSUNG CHROMEBOOK	3600000171	1	OBSOLETE
21	Disposal Rm.	SAMSUNG CHROMEBOOK	3600000115	1	OBSOLETE
22	Disposal Rm.	SAMSUNG CHROMEBOOK	1602042528	1	OBSOLETE
23	Disposal Rm.	SAMSUNG CHROMEBOOK	1602051325	1	OBSOLETE
24	Disposal Rm.	SAMSUNG CHROMEBOOK	3600000063	1	OBSOLETE
25	Disposal Rm.	SAMSUNG CHROMEBOOK	3600000136	1	OBSOLETE
26	Disposal Rm.	SAMSUNG CHROMEBOOK	3600000152	1	OBSOLETE
27	Disposal Rm.	SAMSUNG CHROMEBOOK	1507171651	1	OBSOLETE
28	Disposal Rm.	SAMSUNG CHROMEBOOK	1503305351	1	OBSOLETE
29	Disposal Rm.	CALIFONE RADIO	1309303134	1	OBSOLETE
30	Disposal Rm.	CALIFONE RADIO	1309302426	1	OBSOLETE

Date: 9/7/2021

Authorized Campus
Signature 

Page 6 of 7

Fixed Asset Discard List

Other Technology

Campus (Please Check Appropriate Campus)

Excell Loya

SE High School

GEMS


Alarcon

Borrego

Sambrano

	Room#	Description	Tag Number/Serial	Qty	Comments/Reasons
1	Disposal Rm.	CALIFONE RADIO	1309303449	1	OBSOLETE
2	Disposal Rm.	CALIFONE RADIO	1309302605	1	OBSOLETE
3	Disposal Rm.	CALIFONE RADIO	1309302236	1	OBSOLETE
4	Disposal Rm.	CALIFONE RADIO	1309302103	1	OBSOLETE
5	Disposal Rm.	JVC RADIO	101010117	1	OBSOLETE
6	Disposal Rm.	PROMETHEAN VOTERS	Y3417470005	CASE OF 32	OBSOLETE
7	Disposal Rm.	PROMETHEAN VOTERS	N/A	CASE OF 32	OBSOLETE
8	Disposal Rm.	LENOVO CHROMEBOOK	3600002758	1	OBSOLETE
9	Disposal Rm.	DELL LAPTOP	1603030002	1	OBSOLETE
10	Disposal Rm.	EZ ROBOTS BOX	1502274404	1	OBSOLETE
11	Disposal Rm.	EZ ROBOTS BOX	1502274727	1	OBSOLETE
12	Disposal Rm.	EZ ROBOTS BOX	1502274920	1	OBSOLETE
13	Disposal Rm.	EZ ROBOTS BOX	1502274158	1	OBSOLETE
14	Disposal Rm.	EZ ROBOTS BOX	1502273947	1	OBSOLETE
15	Disposal Rm.	EZ ROBOTS BOX	1502274549	1	OBSOLETE
16					
17					
18					
19					
20					
21					
22					
23					
24					
25					
26					
27					
28					
29					
30					

Date: 9/7/2021

Authorized Campus
Signature 

Page 7 of 7