

Spearman ISD

Regular Meeting

October 12, 2020

- I. **Call to Order**
 - A. Invocation
 - B. Establish a Quorum
 - C. Public Comment / Open Forum
- II. **Recognition(s)**
- III. **Consent Item(s)**
 - A. Approve Minutes of September 14, 2020 Regular Meeting 3
 - B. Ratification of Bills 12
 - C. Year-to-Date Tax Revenue Analysis 20
 - D. Year-to-Date Budget Function Compilation 21
 - E. Investment Comparison Calendar Year-to-Date 24
 - F. District Financial Report 27
 - G. Acceptance of Gifts or Donations 28
- IV. **Information and Announcement Item(s)**
 - A. Superintendent's Report
 - 1. Attendance Report 29
 - 2. Spearman Scholarship Foundation
 - 3. District and Campus Improvement Plan
 - 4. COVID update
 - 5. FIRST report
 - B. Campus/Director Reports
- V. **Action/Discussion Item(s)**
 - A. Consideration and Action authorizing the Superintendent to suspend remote learning.
 - B. Approve Joint Election Agreement with Hansford County for the November 3, 2020 Election
 - C. Consider and Approve the Resolution to appoint Director of the Hansford County Appraisal District Board
 - D. Update and Discussion of Staffing Patterns, Extra and Co-Curricular, and Instructional Programs
 - E. Discuss and Consider Action on Capital/Facility Improvement projects and needs
- VI. **Executive Session/Closed Meeting - Texas Open Meetings Act**
- VII. **Reconvene Into Open Meeting**

VIII. Adjournment

September 14, 2020

STATE OF TEXAS

COUNTY OF HANSFORD

The Spearman I.S.D. Board of Trustees met in a Regular Session on September 14, 2020, at 7:00 p.m. in the High School Library, 403 East 11th Avenue, Spearman, Texas. The following were present:

| | |
|-------------------|---------------------------------------------------------------------------------------------------------------------------------------------------------------------------------------------------------------------------------------------------------------------------------------|
| Board Members: | Dr. Mark Garnett, President Samantha Wilkerson, Secretary Stephen Batton, Member Mikal Willimon, Member Michael Lusby, Member |
| School Officials: | Dan Gist, Superintendent Shane Whiteley, Asst. Superintendent Sandi Wheeler, HS Principal Craig Black, JH Principal Alexis Beck, Elem Principal |
| Others: | Nora Saenz, Executive Secretary Brenda Ferguson, Director of Finance/PEIMS Kristi Ramon, Teacher Mentor Krista Baird, HS Counselor Bonnie Morton, HS teacher Sherry Boyd, Elem teacher/ATPE Philip Hudson, Fellowship Baptist Church Filiberto Avila, HS student |

CALL TO ORDER

The meeting was called to order by Dr. Mark Garnett, President of the Board of Trustees.

INVOCATION

The invocation was given by Philip Hudson, Fellowship Baptist Church.

ESTABLISH A QUORUM

A quorum was established with five members of the Board present. Joel Shields was absent.

PUBLIC OPEN FORUM

RECOGNITION

A. Student Presentation

CONSENT ITEM(S)

- A. Approve minutes of August 26, 2020, Special Meeting
- B. Ratification of Bills
- C. Year-to-Date Tax Revenue Analysis
- D. Year-to-Date Budget Function Compilation
- E. Investment Comparison Calendar Year-to-Date
- F. District Financial Report
- G. Acceptance of Gifts or Donation

Motion was made by Stephen Batton and seconded by Samantha Wilkerson to approve the Consent items as presented.

MOTION CARRIED 5-0.

INFORMATION AND ANNOUNCEMENT ITEM(S)

- A. Superintendent's Report
 - a. Attendance Report
 - b. Board Training Opportunities, online
 - c. COVID update

ACTION/DISCUSSION ITEM(S)

- A. CONSIDERATION AND APPROVAL OF BOARD GOALS AS REQUIRED BY HB3 AND PRESENTED BY KRISTI RAMON, SPECIAL PROGRAMS COORDINATOR

Motion made by Mikal Willimon and seconded by Michael Lusby to approve the Action Plan Review Dates as follows:

- September 2020 – Present HB 3 information and approve goals (ECL-ECM, CCMR)
- February 2021 – Review goals and progress
- July 2021 – Review goals and progress (public hearing)

MOTION CARRIED 5-0.

Motion made by Michael Lusby and seconded by Samantha Wilkerson to approve Early Childhood Literacy (ECL) and ECM Plan as presented.

MOTION CARRIED 5-0.

Motion made by Stephen Batton and seconded by Samantha Wilkerson to approve College Career Military Readiness (CCMR) plans as presented.

MOTION CARRIED 5-0.

B. CONSIDER AND APPROVE RESOLUTION REGARDING EXTRACURRICULAR STATUS OF 4-H ORGANIZATION AND ADJUNCT STATUS OF COUNTY AGENTS

Motion made by Michael Lusby and seconded by Samantha Wilkerson to approve the Resolution regarding Extracurricular Status of the 4H Organization and give adjunct status to the county agents.

MOTION CARRIED 5-0.

C. ANNUAL REVIEW OF INVESTMENT POLICY

Motion was made by Mikal Willimon and seconded by Stephen Batton to adopt the District's Resolution on Review of our Investment Policy. **(Exhibit A)**

MOTION CARRIED 5-0.

D. UPDATE AND DISCUSSION OF STAFFING PATTERNS, EXTRA AND CO-CURRICULAR, AND INSTRUCTIONAL PROGRAMS

Motion made by Samantha Wilkerson and seconded by Stephen Batton to grant the superintendent the authorization to approve the submission of the district's asynchronous instructional plan and approve the current plan as presented.

MOTION CARRIED 5-0.

E. DISCUSS AND CONSIDER ACTION ON CAPITAL/FACILITY IMPROVEMENT PROJECTS AND NEEDS

JH Elementary Final Roofing Project/Building Repair – no update

Facility Upgrade – HVAC duct work is complete except for transition pieces in varsity gym. They are expected to be on site by Monday, September 21st. Both gyms are available for our students to use.

Cement was poured for the new field house today.

They found access to sewer line at the high school campus. They ran scope from the old lift station by the ag addition and marked how it runs so that our engineers can make some decisions about plumbing for the field house. My guess is that they will probably have to replace lift station with a bigger one to accommodate new field house.

Football field and Practice field – seems to be getting thicker every day. Growing season is slowing and will not have to be mowed as much

JH Practice field – field is looking better and have begun to use the field. There are still a couple of place I am concerned about that might need to have some spot re-application.

Maintenance and Custodial – no update

CLOSED MEETING – TEXAS OPEN MEETING ACT

RECONVENE INTO OPEN MEETING

ADJOURNMENT

The meeting adjourned at 9:00 p.m.

President of the Board

Secretary of the Board

Exhibit A

Resolution Adopting "The Annual Investment Policy"

For Spearman Independent School District

WHERE AS, Spearman Independent School District has been legally created and operates pursuant to the general laws of the State of Texas applicable to independent school districts; and


WHERE AS, The Board of Trustees has convened on this date at a meeting open to the public and wishes to adopt an Annual Investment Policy for the Spearman Independent School District, in the form attached hereto as Exhibit "A", pursuant to Chapter 2256, Texas Government Code, as amended from time to time;

NOW THEREFORE, Be it resolved by the Board of Trustees of the Spearman Independent School District that:

1. The Investment Policy, in the form attached hereto as Exhibit "A" is hereby adopted as the investment policy for the Spearman Independent School District for the 2020-2021 year.
2. The provision of this Resolution shall be effective as of the date of Adoption and shall remain in effect until modified by action of the Board of Trustees.
3. The Superintendent shall serve as the Investment Officer of the Spearman Independent School District.

APPROVED AND PASSED this 14th day of September, 2020.

ATTEST:



Samantha Wilkerson
Secretary, Board of Trustees



Dr. Mark Garnett
President, Board of Trustees

OTHER REVENUES
INVESTMENTS

CDA
(LOCAL)

Investment Authority

The Superintendent or other person designated by Board resolution shall serve as the investment officer of the District and shall invest District funds as directed by the Board and in accordance with the District's written investment policy and generally accepted accounting procedures. All investment transactions except investment pool funds and mutual funds shall be settled on a delivery versus payment basis.

**Approved
Investment
Instruments**

From those investments authorized by law and described further in CDA(LEGAL) under Authorized Investments, the Board shall permit investment of District funds, including bond proceeds and pledged revenue to the extent allowed by law, in only the following investment types, consistent with the strategies and maturities defined in this policy:

1. Obligations of, or guaranteed by, governmental entities as permitted by Government Code 2256.009.
2. Certificates of deposit and share certificates as permitted by Government Code 2256.010.
3. Fully collateralized repurchase agreements permitted by Government Code 2256.011.
4. A securities lending program as permitted by Government Code 2256.0115.
5. Banker's acceptances as permitted by Government Code 2256.012.
6. Commercial paper as permitted by Government Code 2256.013.
7. No-load mutual funds, except for bond proceeds, and no-load money market mutual funds, as permitted by Government Code 2256.014.
8. A guaranteed investment contract as an investment vehicle for bond proceeds, provided it meets the criteria and eligibility requirements established by Government Code 2256.015.
9. Public funds investment pools as permitted by Government Code 2256.016.

Safety

The primary goal of the investment program is to ensure safety of principal, to maintain liquidity, and to maximize financial returns within current market conditions in accordance with this policy. Investments shall be made in a manner that ensures the preservation of capital in the overall portfolio, and offsets during a 12-month period any market price losses resulting from interest-rate fluctua-

Spearman ISD
098904

OTHER REVENUES
INVESTMENTS

CDA
(LOCAL)

tions by income received from the balance of the portfolio. No individual investment transaction shall be undertaken that jeopardizes the total capital position of the overall portfolio.

Investment Management

In accordance with Government Code 2256.005(b)(3), the quality and capability of investment management for District funds shall be in accordance with the standard of care, investment training, and other requirements set forth in Government Code Chapter 2256.

Liquidity and Maturity

Any internally created pool fund group of the District shall have a maximum dollar weighted maturity of 180 days. The maximum allowable stated maturity of any other individual investment owned by the District shall not exceed three years from the time of purchase. The Board may specifically authorize a longer maturity for a given investment, within legal limits.

The District's investment portfolio shall have sufficient liquidity to meet anticipated cash flow requirements.

Diversity

The investment portfolio shall be diversified in terms of investment instruments, maturity scheduling, and financial institutions to reduce risk of loss resulting from overconcentration of assets in a specific class of investments, specific maturity, or specific issuer.

Monitoring Market Prices

The investment officer shall monitor the investment portfolio and shall keep the Board informed of significant changes in the market value of the District's investment portfolio. Information sources may include financial/investment publications and electronic media, available software for tracking investments, depository banks, commercial or investment banks, financial advisers, and representatives/advisers of investment pools or money market funds. Monitoring shall be done at least quarterly, as required by law, and more often as economic conditions warrant by using appropriate reports, indices, or benchmarks for the type of investment.

Monitoring Rating Changes

In accordance with Government Code 2256.005(b), the investment officer shall develop a procedure to monitor changes in investment ratings and to liquidate investments that do not maintain satisfactory ratings.

Funds/Strategies

Investments of the following fund categories shall be consistent with this policy and in accordance with the applicable strategy defined below. All strategies described below for the investment of a particular fund should be based on an understanding of the suitability of an investment to the financial requirements of the District and consider preservation and safety of principal, liquidity, marketability of an investment if the need arises to liquidate before maturity, diversification of the investment portfolio, and yield.

DATE ISSUED: 11/8/2019
UPDATE 114
CDA(LOCAL)-X

2 of 4

Spearman ISD
098904

**OTHER REVENUES
INVESTMENTS**

CDA
(LOCAL)

| | |
|--------------------------------|--------------------------------------------------------------------------------------------------------------------------------------------------------------------------------------------------------------------------------------------------------------------------------------------------------------------------------------------------------------------------------------------------------------------------------------------------------------------------------------------------------------------------|
| Operating Funds | Investment strategies for operating funds (including any commingled pools containing operating funds) shall have as their primary objectives preservation and safety of principal, investment liquidity, and maturity sufficient to meet anticipated cash flow requirements. |
| Custodial Funds | Investment strategies for custodial funds shall have as their primary objectives preservation and safety of principal, investment liquidity, and maturity sufficient to meet anticipated cash flow requirements. |
| Debt Service Funds | Investment strategies for debt service funds shall have as their primary objective sufficient investment liquidity to timely meet debt service payment obligations in accordance with provisions in the bond documents. Maturities longer than one year are authorized provided legal limits are not exceeded. |
| Capital Project Funds | Investment strategies for capital project funds shall have as their primary objective sufficient investment liquidity to timely meet capital project obligations. Maturities longer than one year are authorized provided legal limits are not exceeded. |
| Safekeeping and Custody | The District shall retain clearly marked receipts providing proof of the District's ownership. The District may delegate, however, to an investment pool the authority to hold legal title as custodian of investments purchased with District funds by the investment pool. |
| Sellers of Investments | <p>Prior to handling investments on behalf of the District, a broker/dealer or a qualified representative of a business organization must submit required written documents in accordance with law. [See Sellers of Investments, CDA(LEGAL)]</p> <p>Representatives of brokers/dealers shall be registered with the Texas State Securities Board and must have membership in the Securities Investor Protection Corporation (SIPC) and be in good standing with the Financial Industry Regulatory Authority (FINRA).</p> |
| Soliciting Bids for CDs | In order to get the best return on its investments, the District may solicit bids for certificates of deposit in writing, by telephone, or electronically, or by a combination of these methods. |
| Interest Rate Risk | <p>To reduce exposure to changes in interest rates that could adversely affect the value of investments, the District shall use final and weighted-average-maturity limits and diversification.</p> <p>The District shall monitor interest rate risk using weighted average maturity and specific identification.</p> |
| Internal Controls | A system of internal controls shall be established and documented in writing and must include specific procedures designating who has authority to withdraw funds. Also, they shall be designed to |

DATE ISSUED: 11/8/2019
UPDATE 114
CDA(LOCAL)-X

3 of 4

Spearman ISD
098904

OTHER REVENUES
INVESTMENTS

CDA
(LOCAL)

protect against losses of public funds arising from fraud, employee error, misrepresentation by third parties, unanticipated changes in financial markets, or imprudent actions by employees and officers of the District. Controls deemed most important shall include:

1. Separation of transaction authority from accounting and recordkeeping and electronic transfer of funds.
2. Avoidance of collusion.
3. Custodial safekeeping.
4. Clear delegation of authority.
5. Written confirmation of telephone transactions.
6. Documentation of dealer questionnaires, quotations and bids, evaluations, transactions, and rationale.
7. Avoidance of bearer-form securities.

These controls shall be reviewed by the District's independent auditing firm.

Annual Review

The Board shall review this investment policy and investment strategies not less than annually and shall document its review in writing, which shall include whether any changes were made to either the investment policy or investment strategies.

Annual Audit

In conjunction with the annual financial audit, the District shall perform a compliance audit of management controls on investments and adherence to the District's established investment policies.

DATE ISSUED: 11/8/2019
UPDATE 114
CDA(LOCAL)-X

ADOPTED:

4 of 4

| Check Nbr | Check Date | Credit Memo | Vend Nbr | Payee | Fnd-Fnc-Obj.So-Org-Prog | Typ Cd | Reason | Amount | EFT |
|-----------|------------|-------------|----------|---------------------|---------------------------|--------|-------------------------------|-----------------|-----|
| 039117 | 09-11-2020 | | 00200 | AMARILLO ISD | 199-36-6412.97-001-191000 | C | HS CC ENTRY | 130.00 | N |
| 039118 | 09-15-2020 | | 02217 | GUYMON HIGH SCHOO | 199-36-6412.97-041-191000 | C | Entry Fees | 70.00 | N |
| 039119 | 09-17-2020 | | 04638 | A & R PLUMBING, HEA | 199-51-6244.51-999-199000 | C | Maint Agreement - Chiller | 4,875.00 | N |
| 039120 | 09-17-2020 | | 01336 | ALVEY, TODD | 199-00-2110.01-000-100000 | C | Official + Mileage | 135.00 | N |
| 039121 | 09-17-2020 | | 00168 | AMARILLO CHAPTER T | 199-00-2110.01-000-100000 | C | Scrimmage Fee | 150.00 | N |
| 039122 | 09-17-2020 | | 00200 | AMARILLO ISD | 199-13-6411.11-101-130000 | C | Reading Recovery Teacher Tra | 2,500.00 | N |
| 039123 | 09-17-2020 | | 04748 | ARNOLD, RYAN | 199-36-6299.91-001-191000 | C | Official + Mileage | 100.00 | N |
| 039124 | 09-17-2020 | | 00465 | ANSEL FAMILY FARM S | 199-00-2110.01-000-100000 | C | Batteries/Water | 17.24 | N |
| | | | | | 199-00-2110.01-000-100000 | | Bungee Cord/Tarp | 11.87 | |
| | | | | | | | Check 039124 Total: | 29.11 | |
| 039125 | 09-17-2020 | | 03197 | BARTLETT'S LUMBER- | 199-00-2110.01-000-100000 | C | Cable Ties/TPost/Safety Fence | 26.26 | N |
| 039126 | 09-17-2020 | | 00645 | BLUE STAR BUS SALE | 199-34-6319.45-999-199000 | C | Nozzle Arm | 75.28 | N |
| | | | | | 199-34-6319.45-999-199000 | | Wiper Blades | 38.52 | |
| | | | | | | | Check 039126 Total: | 113.80 | |
| 039127 | 09-17-2020 | | 03662 | BLUEDOG ARMS & | 199-52-6399.52-999-199000 | C | Ammunition | 879.97 | N |
| 039128 | 09-17-2020 | | 01705 | BOB JAY'S OF PERRYT | 199-00-2110.01-000-100000 | C | Clean Out Main | 358.09 | N |
| 039129 | 09-17-2020 | | 00687 | BORGER ISD | 199-00-2110.01-000-100000 | C | Entry Fees | 100.00 | N |
| 039130 | 09-17-2020 | | 00662 | BSN SPORTS, INC. | 199-00-2110.01-000-100000 | C | Gatorade | 635.68 | N |
| 039131 | 09-17-2020 | | 03437 | CANADIAN BOOSTER | 199-36-6412.97-001-191000 | C | XC Entry Fee | 65.00 | N |
| | | | | | 199-36-6412.97-041-191000 | | XC Entry Fee | 75.00 | |
| | | | | | | | Check 039131 Total: | 140.00 | |
| 039132 | 09-17-2020 | | 02987 | CITIBANK | 199-00-2110.01-000-100000 | C | Lab Supplies | 22.99 | N |
| | | | | | 199-00-2110.01-000-100000 | | Ice/Supplies/Coach Membershi | 702.04 | |
| | | | | | | | Check 039132 Total: | 725.03 | |
| 039133 | 09-17-2020 | | 04620 | DIALCARE | 199-00-2110.01-000-100000 | C | Dialcare Service - August | 427.00 | N |
| 039134 | 09-17-2020 | | 01684 | EMPIRE PAPER COMP | 199-00-2110.01-000-100000 | C | Nitrile Gloves | 333.56 | N |
| | | | | | 199-00-2110.01-000-100000 | | Custodial Supplies | 2,794.76 | |
| | | | | | 199-51-6319.51-999-199000 | | Easy Task Wiper Refill | 2,622.80 | |
| | | | | | 199-51-6319.51-999-199000 | | Custodial Supplies | 1,596.82 | |
| | | | | | 199-51-6319.51-999-199000 | | Nitrile Gloves | 8.37 | |
| | | | | | | | Check 039134 Total: | 7,356.31 | |
| 039135 | 09-17-2020 | | 01721 | EQUITY | 199-00-2110.01-000-100000 | C | Fuel - August | 1,355.60 | N |

| Check Nbr | Check Date | Credit Memo | Vend Nbr | Payee | Fnd-Fnc-Obj.So-Org-Prog | Typ Cd | Reason | Amount | EFT |
|-----------|------------|-------------|----------|---------------------|---------------------------|--------|--------------------------------|-----------------|-----|
| 039136 | 09-17-2020 | | 01758 | HANSFORD COUNTY H | 199-00-2110.01-000-100000 | C | Bus Driver Physicals-K Richard | 140.00 | N |
| | | | | | 199-00-2110.01-000-100000 | | Bus Driver Physical-S Walker | 140.00 | |
| | | | | | 199-00-2110.01-000-100000 | | Bus Driver Physical-S Whiteley | 140.00 | |
| | | | | | | | Check 039136 Total: | 420.00 | |
| 039137 | 09-17-2020 | | 01976 | FARM SUPPLY | 199-00-2110.01-000-100000 | C | Mower Tire | 83.71 | N |
| 039138 | 09-17-2020 | | 01858 | FOLLETT SCHOOL SOL | 199-12-6219.40-001-199000 | C | Hosted Service Renewal | 907.04 | N |
| | | | | | 199-12-6219.40-041-199000 | | Hosted Service Renewal | 907.05 | |
| | | | | | 199-12-6219.40-101-199000 | | Hosted Service Renewal | 907.06 | |
| | | | | | | | Check 039138 Total: | 2,721.15 | |
| 039139 | 09-17-2020 | | 04659 | GARRATT CALAHAN | 199-00-2110.01-000-100000 | C | Water Treatment Program | 542.00 | N |
| 039140 | 09-17-2020 | | 02070 | GOLDEN LIGHT EQUIP | 240-00-2110.00-000-100000 | C | Cleaning Chemicals | 165.51 | N |
| 039141 | 09-17-2020 | | 02080 | GOLDEN SPREAD SAL | 199-00-2110.01-000-100000 | C | Flat Repair | 18.00 | N |
| | | | | | 199-00-2110.01-000-100000 | | Tire Disposal | 77.50 | |
| | | | | | 199-00-2110.01-000-100000 | | Fuel - August | 122.53 | |
| | | | | | | | Check 039141 Total: | 218.03 | |
| 039142 | 09-17-2020 | | 02275 | HANSFORD APPRAISA | 199-99-6213.70-999-199000 | C | Appraisal - 1st Qtr | 25,501.50 | N |
| 039143 | 09-17-2020 | | 02278 | HANSFORD CO REPOR | 199-31-6399.44-001-199000 | C | Subscription | 30.00 | N |
| 039144 | 09-17-2020 | | 01982 | HARRIS RATING WEEK | 199-36-6412.91-001-191000 | C | Subscription | 99.99 | N |
| 039145 | 09-17-2020 | | 04744 | HARZ, CLAUDE | 199-51-6244.51-999-199000 | C | Install Gate at Elem. | 1,378.40 | N |
| 039146 | 09-17-2020 | | 03449 | HAWTHORNE, RICHA | 199-00-2110.01-000-100000 | C | Official + Mileage | 135.00 | N |
| 039147 | 09-17-2020 | | 04029 | HENDERSON, SCOTT | 199-00-2110.01-000-100000 | C | Official + Mileage | 135.00 | N |
| 039148 | 09-17-2020 | | 02364 | HI-PLAINS AUTO SUPP | 199-00-2110.01-000-100000 | C | 426.18 | 426.18 | N |
| | | | | | 199-00-2110.01-000-100000 | | Parts/Supplies | 69.07 | |
| | | | | | | | Check 039148 Total: | 495.25 | |
| 039149 | 09-17-2020 | | 02460 | HICKERSON JEWELER | 199-00-2110.01-000-100000 | C | Distinguished Alumni Award | 117.19 | N |
| 039150 | 09-17-2020 | | 04229 | HUELL BINGHAM SERV | 199-00-2110.01-000-100000 | C | Washer Repairs | 1,111.60 | N |
| 039151 | 09-17-2020 | | 01442 | HUTCHINSON COUNTY | 199-99-6213.70-999-199000 | C | Appraisal - 1st Qtr | 627.58 | N |
| 039152 | 09-17-2020 | | 04750 | JESSE'S PIZZA CO | 199-36-6411.91-001-191000 | C | Meal | 40.00 | N |
| | | | | | 199-36-6412.91-001-191000 | | Meal | 293.00 | |
| | | | | | | | Check 039152 Total: | 333.00 | |
| 039153 | 09-17-2020 | | 03711 | JONES, KERRY | 199-36-6299.91-001-191000 | C | Official + Mileage | 100.00 | N |
| 039154 | 09-17-2020 | | 01289 | LABATT FOOD SERVIC | 240-00-2110.00-000-100000 | C | Food/Commodity/Non Food | 1,005.30 | N |
| | | | | | 240-00-2110.00-000-100000 | | Food - NP | 277.28 | |
| | | | | | 240-00-2110.00-000-100000 | | Food/Commodity/Non Food | 826.95 | |
| | | | | | 240-00-2110.00-000-100000 | | Food - NP | 229.90 | |
| | | | | | 240-35-6341.63-001-199000 | | Food | 324.16 | |

* indicates voided checks

| Check Nbr | Check Date | Credit Memo | Vend Nbr | Payee | Fnd-Fnc-Obj.So-Org-Prog | Typ Cd | Reason | Amount | EFT |
|-----------|------------|-------------|----------|---------------------|---------------------------|--------|----------------------------|------------------|-----|
| | | | | | 240-35-6341.63-001-199000 | | Processed Commodity | 175.57 | |
| | | | | | 240-35-6341.63-001-199000 | | Food | 417.24 | |
| | | | | | 240-35-6341.63-001-199000 | | Processed Commodities | 217.59 | |
| | | | | | 240-35-6341.63-001-199000 | | Food | 408.86 | |
| | | | | | 240-35-6341.63-001-199001 | | Food | 378.32 | |
| | | | | | 240-35-6341.63-001-199001 | | Processed Commodities | 98.90 | |
| | | | | | 240-35-6341.63-001-199001 | | Food-NP | 209.45 | |
| | | | | | 240-35-6341.63-001-199001 | | Food-NP | 353.43 | |
| | | | | | 240-35-6341.63-101-199000 | | Food | 559.91 | |
| | | | | | 240-35-6341.63-101-199000 | | Processed Commodity | 148.82 | |
| | | | | | 240-35-6341.63-101-199000 | | Food | 860.04 | |
| | | | | | 240-35-6341.63-101-199000 | | Processed Commodities | 145.54 | |
| | | | | | 240-35-6341.63-101-199000 | | Food | 903.96 | |
| | | | | | 240-35-6341.63-101-199000 | | Processed Commodities | 820.11 | |
| | | | | | 240-35-6341.63-101-199000 | | Food | 802.42 | |
| | | | | | 240-35-6341.63-101-199000 | | Processed Commodities | 610.35 | |
| | | | | | 240-35-6341.63-101-199000 | | Food | 362.48 | |
| | | | | | 240-35-6341.63-101-199001 | | Food-NP | 117.95 | |
| | | | | | 240-35-6341.63-101-199001 | | Food-NP | 331.29 | |
| | | | | | 240-35-6341.63-101-199001 | | Food-NP | 187.20 | |
| | | | | | 240-35-6342.63-001-199000 | | Non-Food | 140.43 | |
| | | | | | 240-35-6342.63-001-199000 | | Non-Food | 42.08 | |
| | | | | | 240-35-6342.63-001-199001 | | Non-Food NP | 15.99 | |
| | | | | | 240-35-6342.63-101-199000 | | Non-Food | 95.00 | |
| | | | | | 240-35-6342.63-101-199000 | | Non-Food | 232.41 | |
| | | | | | 240-35-6342.63-101-199000 | | Non-Food | 240.01 | |
| | | | | | 240-35-6342.63-101-199000 | | Non-Food | 337.06 | |
| | | | | | 240-35-6342.63-101-199000 | | Non-Food | 279.55 | |
| | | | | | | | Check 039154 Total: | 12,155.55 | |
| 039155 | 09-17-2020 | | 03846 | B&W ENTERPRISES, IN | 199-51-6244.51-999-199000 | C | Sewer Scope | 587.50 | N |
| 039156 | 09-17-2020 | | 02859 | LEACH, OTTIS | 199-00-2110.01-000-100000 | C | Scrimmage-Official Mileage | 52.32 | N |
| | | | | | 199-36-6299.91-001-191000 | | Official + Mileage | 100.00 | |
| | | | | | | | Check 039156 Total: | 152.32 | |
| 039157 | 09-17-2020 | | 02853 | LEARNING SERVICES | 199-00-2110.01-000-100000 | C | Edmark Reading Program | 480.00 | N |
| 039158 | 09-17-2020 | | 02901 | LOCKE SUPPLY | 199-00-2110.01-000-100000 | C | Brass Closet Spud | 120.45 | N |
| 039159 | 09-17-2020 | | 02931 | LOWE'S #64 | 199-00-2110.01-000-100000 | C | Cooking Lab Supplies | 193.48 | N |
| | | | | | 199-00-2110.01-000-100000 | | Floral Design Supplies | 16.24 | |
| | | | | | 199-00-2110.01-000-100000 | | Snacks/Drinks-Brd Mgt | 27.13 | |
| | | | | | 199-00-2110.01-000-100000 | | Snacks/Drinks-Brd Mgt | 35.71 | |
| | | | | | 199-00-2110.01-000-100000 | | Punch/Paper Goods | 60.66 | |
| | | | | | 240-00-2110.00-000-100000 | | Coney Buns | 12.90 | |
| | | | | | | | Check 039159 Total: | 346.12 | |

| Check Nbr | Check Date | Credit Memo | Vend Nbr | Payee | Fnd-Fnc-Obj.So-Org-Prog | Typ Cd | Reason | Amount | EFT |
|-----------|------------|-------------|----------|---------------------|---------------------------|--------|----------------------------|------------------|-----|
| 039160 | 09-17-2020 | | 03028 | LYNN RAMSEY, ARCHI | 197-00-2110.01-000-100000 | C | Architect Services | 1,779.44 | N |
| 039161 | 09-17-2020 | | 04233 | MATHEWS MECHANIC | 199-51-6244.51-999-199000 | C | Add R-22 to AC Unit | 308.01 | N |
| | | | | | 199-51-6319.51-999-199000 | | 3 Ton Unit Pkg | 8,660.75 | |
| | | | | | 199-51-6319.51-999-199000 | | 3 Ton Unit Pkg | 8,660.75 | |
| | | | | | | | Check 039161 Total: | 17,629.51 | |
| 039162 | 09-17-2020 | | 01576 | MAYFIELD PAPER | 199-00-2110.01-000-100000 | C | Covid Cleaning Supplies | 1,187.44 | N |
| 039163 | 09-17-2020 | | 03065 | MID-AMERICAN RESEA | 199-51-6319.51-999-199000 | C | Alco-San 16 oz | 294.41 | N |
| 039164 | 09-17-2020 | | 03805 | MSB | 199-00-5931.00-000-100000 | C | TX SHARS Medicaid Admin | 52.99 | N |
| | | | | | 199-00-5931.00-000-100000 | | TX SHARS Medicaid Admin | 52.99 | |
| | | | | | 199-00-5931.00-000-100000 | | TX SHARS Medicaid Admin | 69.33 | |
| | | | | | | | Check 039164 Total: | 175.31 | |
| 039165 | 09-17-2020 | | 01779 | NORTH PLAINS ELECT | 199-00-2110.01-000-100000 | C | Electricity - Ag Farm | 157.29 | N |
| 039166 | 09-17-2020 | | 01738 | OCHILTREE APPRAISA | 199-41-6213.70-703-199000 | C | Collection - 1st Qtr | 1,040.50 | N |
| | | | | | 199-99-6213.70-999-199000 | | Appraisal - 1st Qtr | 5,778.00 | |
| | | | | | | | Check 039166 Total: | 6,818.50 | |
| 039167 | 09-17-2020 | | 04742 | MARIO'S | 199-00-2110.01-000-100000 | C | DOT Inspections | 414.00 | N |
| 039168 | 09-17-2020 | | 02888 | PADILLA POLL LLC | 199-36-6412.91-001-191000 | C | Subscription | 220.00 | N |
| 039169 | 09-17-2020 | | 03201 | PARKER DISTRIBUTIN | 199-34-6319.45-999-199000 | C | Shop Supplies | 75.20 | N |
| 039170 | 09-17-2020 | | 03478 | PERRYTON ISD | 199-36-6412.97-001-191000 | C | CC Entries | 110.00 | N |
| | | | | | 199-36-6412.97-041-191000 | | CC Entries | 100.00 | |
| | | | | | | | Check 039170 Total: | 210.00 | |
| 039171 | 09-17-2020 | | 03503 | PERRYTON SPECIAL E | 199-93-6492.43-999-123000 | C | SSA Payment - 1st Qtr | 14,193.95 | N |
| 039172 | 09-17-2020 | | 02500 | PLAINS DAIRY PRODU | 240-00-2110.00-000-100000 | C | Milk | 428.04 | N |
| | | | | | 240-35-6341.63-001-199000 | | Milk | 69.27 | |
| | | | | | 240-35-6341.63-001-199000 | | Milk | 92.09 | |
| | | | | | 240-35-6341.63-101-199000 | | Milk | 598.22 | |
| | | | | | 240-35-6341.63-101-199000 | | Milk | 275.49 | |
| | | | | | | | Check 039172 Total: | 1,463.11 | |
| 039173 | 09-17-2020 | | 03564 | WESTAIR-PRAXAIR DIS | 199-00-2110.01-000-100000 | C | Welding Supplies | 320.70 | N |
| | | | | | 199-11-6399.26-001-122000 | | Welding Supplies | 146.27 | |
| | | | | | | | Check 039173 Total: | 466.97 | |
| 039174 | 09-17-2020 | | 04256 | RAPTOR TECHNOLOGI | 199-11-6399.56-001-111000 | C | One Year Annual Access Fee | 565.00 | N |
| | | | | | 199-11-6399.56-041-111000 | | One Year Annual Access Fee | 565.00 | |
| | | | | | 199-11-6399.56-101-111000 | | One Year Annual Access Fee | 565.00 | |
| | | | | | 199-41-6399.70-750-199000 | | One Year Annual Access Fee | 282.50 | |
| | | | | | 199-41-6399.71-701-199000 | | One Year Annual Access Fee | 282.50 | |
| | | | | | | | Check 039174 Total: | 2,260.00 | |

| Check Nbr | Check Date | Credit Memo | Vend Nbr | Payee | Fnd-Fnc-Obj.So-Org-Prog | Typ Cd | Reason | Amount | EFT |
|-----------|------------|-------------|----------|--------------------|---------------------------|--------|-----------------------------|-----------------|-----|
| 039175 | 09-17-2020 | | 03660 | REGION 16 | 199-00-2110.01-000-100000 | C | VoIP Contract - August | 1,548.00 | N |
| | | | | | 199-00-2110.01-000-100000 | | K-12 Video Conf - Aug | 115.66 | |
| | | | | | 199-00-2110.01-000-100000 | | Internet Service Cont - Aug | 1,132.00 | |
| | | | | | | | Check 039175 Total: | 2,795.66 | |
| 039176 | 09-17-2020 | | 02843 | RICOH USA, INC | 199-11-6264.34-001-123000 | C | Copy Machine Lease-Sept | 65.96 | N |
| | | | | | 199-11-6264.39-001-111000 | | Copy Machine Lease-Sept | 453.71 | |
| | | | | | 199-11-6264.39-001-111000 | | Copy Machine Lease-Sept | 120.82 | |
| | | | | | 199-11-6264.39-001-111000 | | Copy Machine Lease-Oct | 120.82 | |
| | | | | | 199-11-6264.39-001-111000 | | Copy Machine Lease-Sept | 411.93 | |
| | | | | | 199-11-6264.39-001-111000 | | Meter | 1,025.01 | |
| | | | | | 199-11-6264.39-001-111000 | | Meter | 13.54 | |
| | | | | | 199-11-6264.39-041-111000 | | Copy Machine Lease-Sept | 197.09 | |
| | | | | | 199-11-6264.39-041-111000 | | Copy Machine Lease-Sept | 562.01 | |
| | | | | | 199-11-6264.39-041-111000 | | Meter | 30.15 | |
| | | | | | 199-11-6264.39-101-111000 | | Copy Machine Lease-Sept | 445.77 | |
| | | | | | 199-11-6264.39-101-111000 | | Meter | 814.09 | |
| | | | | | 199-23-6264.41-001-199000 | | Copy Machine Lease-Sept | 217.24 | |
| | | | | | 199-23-6264.41-001-199000 | | Meter | 377.76 | |
| | | | | | 199-23-6264.41-041-199000 | | Copy Machine Lease-Sept | 198.24 | |
| | | | | | 199-23-6264.41-041-199000 | | Meter | 352.77 | |
| | | | | | 199-23-6264.41-101-199000 | | Copy Machine Lease-Sept | 287.76 | |
| | | | | | 199-23-6264.41-101-199000 | | Meter | 115.04 | |
| | | | | | 199-31-6264.44-001-199000 | | Copy Machine Lease-Sept | 178.01 | |
| | | | | | 199-31-6264.44-001-199000 | | Meter | 6.07 | |
| | | | | | 199-41-6264.70-750-199000 | | Copy Machine Lease-Sept | 99.12 | |
| | | | | | 199-41-6264.70-750-199000 | | Meter | 45.30 | |
| | | | | | 199-41-6264.71-701-199000 | | Copy Machine Lease-Sept | 99.12 | |
| | | | | | 199-41-6264.71-701-199000 | | Meter | 45.29 | |
| | | | | | | | Check 039176 Total: | 6,282.62 | |
| 039177 | 09-17-2020 | | 04755 | RICOH USA, INC. | 199-00-2110.01-000-100000 | C | Meter-6/1 thru 8/31 | 332.47 | N |
| | | | | | 199-00-2110.01-000-100000 | | Meter-8/1 thru 8/31 | 76.41 | |
| | | | | | 199-00-2110.01-000-100000 | | Meter-6/1 thru 8/31 | 879.70 | |
| | | | | | | | Check 039177 Total: | 1,288.58 | |
| 039178 | 09-17-2020 | | 03675 | ALL AMERICAN SPORT | 199-00-2110.01-000-100000 | C | Helmet Recertification | 899.78 | N |
| 039179 | 09-17-2020 | | 03723 | ROSS, CHARLES N. | 199-36-6299.91-001-191000 | C | Official + Mileage | 100.00 | N |
| 039180 | 09-17-2020 | | 03762 | SANFORD-FRITCH ISD | 199-00-2110.01-000-100000 | C | Pre-Game Ticket Sales | 1,440.00 | N |
| 039181 | 09-17-2020 | | 04747 | SHERWOOD, CHO | 199-00-2110.01-000-100000 | C | Official + Mileage | 135.00 | N |
| 039182 | 09-17-2020 | | 00616 | THE SPORT ZONE | 199-36-6399.91-001-191000 | C | Coaches Hoodies | 280.00 | N |
| 039183 | 09-17-2020 | | 02239 | STRATFORD FFA | 199-00-2110.01-000-100000 | C | Meals-JH FB | 245.00 | N |

| Check Nbr | Check Date | Credit Memo | Vend Nbr | Payee | Fnd-Fnc-Obj.So-Org-Prog | Typ Cd | Reason | Amount | EFT |
|-----------|------------|-------------|----------|---------------------|---------------------------|--------|-------------------------------|-----------------|-----|
| 039184 | 09-17-2020 | | 04133 | TARPLEY MUSIC / TOL | 199-00-2110.01-000-100000 | C | Tuba/Clarinet | 7,032.00 | N |
| | | | | | 199-00-2110.01-000-100000 | | Music Books | 813.60 | |
| | | | | | | | Check 039184 Total: | 7,845.60 | |
| 039185 | 09-17-2020 | | 04134 | TASB, INC. | 199-00-2110.01-000-100000 | C | Local District Update | 60.00 | N |
| 039186 | 09-17-2020 | | 04135 | TASB | 199-41-6499.71-701-199000 | C | Policy Service Subscription | 900.00 | N |
| | | | | | 199-41-6499.71-701-199000 | | HR Services Renewal | 1,150.00 | |
| | | | | | 199-41-6499.71-702-199000 | | Policy Online Maint | 1,000.00 | |
| | | | | | 199-41-6499.71-702-199000 | | BoardBook Subscription | 1,250.00 | |
| | | | | | | | Check 039186 Total: | 4,300.00 | |
| 039187 | 09-17-2020 | | 04220 | TASB RISK MANAGEM | 199-00-1411.00-000-100000 | C | 1st Qtr - Contribution | 3,069.75 | N |
| 039188 | 09-17-2020 | | 04181 | TEXAS ASSO OF COM | 199-41-6495.71-701-199000 | C | Membership | 550.00 | N |
| 039189 | 09-17-2020 | | 04184 | TARS | 199-41-6495.71-701-199000 | C | Membership | 450.00 | N |
| 039190 | 09-17-2020 | | 04745 | TSED | 199-41-6495.71-701-199000 | C | Membership | 400.00 | N |
| 039191 | 09-17-2020 | | 04199 | TX DEPT OF PUBLIC S | 199-00-2110.01-000-100000 | C | Clearinghouse Record Retrieva | 3.00 | N |
| 039192 | 09-17-2020 | | 04576 | UNIVERSITY OF TEXAS | 199-36-6499.98-999-191000 | C | UIL Membership | 1,800.00 | N |
| 039193 | 09-17-2020 | | 02867 | VANCE, MIKE | 199-00-2110.01-000-100000 | C | Officlal + Mileage | 135.00 | N |
| 039194 | 09-17-2020 | | 04722 | SCENARIO LEARNING | 199-00-2110.01-000-100000 | C | SafeSchool Training | 137.50 | N |
| 039195 | 09-17-2020 | | 02536 | WINDOW ON A WIDER | 199-11-6219.39-101-111000 | C | WOWW Program | 2,640.00 | N |
| 039196 | 09-17-2020 | | 00750 | XCEL ENERGY | 199-51-6257.51-999-199000 | C | Electricity | 16,832.13 | N |
| 039197 | 09-25-2020 | | 04565 | BRIGHT WHITE PAPER | 199-11-6399.39-041-111000 | C | Cold Laminator Refill | 356.95 | N |
| 039198 | 09-25-2020 | | 00662 | BSN SPORTS, INC. | 199-36-6399.93-001-191000 | C | Basketball Shoes | 1,176.00 | N |
| | | | | | 199-36-6399.93-001-191000 | | GBB Supplies | 592.84 | |
| | 09-25-2020 | 0000000001 | 00662 | BSN SPORTS, INC. | 199-36-6399.93-001-191000 | M | Return | -70.00 | |
| | | | | | | | Check 039198 Total: | 1,698.84 | |
| 039199 | 09-25-2020 | | 02987 | CITIBANK | 199-00-2110.01-000-100000 | C | Webcams | 359.90 | N |
| | | | | | 199-00-2110.01-000-100000 | | Membership | 135.00 | |
| | | | | | 199-00-2110.01-000-100000 | | Folding Table | 73.82 | |
| | | | | | 199-00-2110.01-000-100000 | | Metal | 278.67 | |
| | | | | | 199-00-2110.01-000-100000 | | Badge Holder/Lanyards | 58.94 | |
| | | | | | 199-00-2110.01-000-100000 | | Sandwich Platter-Brd Mtg | 39.99 | |
| | | | | | 199-00-2110.01-000-100000 | | Barcode Labels | 103.97 | |
| | | | | | 199-00-2110.01-000-100000 | | Coach Memberships | 904.00 | |
| | | | | | 199-00-2110.01-000-100000 | | Banners | 19.45 | |
| | | | | | 199-00-2110.01-000-100000 | | CC Meals | 239.00 | |
| | | | | | 199-11-6399.14-001-124000 | | Courseware-Health & PE | 5.28 | |
| | | | | | 199-41-6399.70-750-199000 | | Office Supplies/Coffee | 48.07 | |
| | 09-25-2020 | 0000000001 | 02987 | CITIBANK | 199-41-6399.70-750-199000 | M | Overpayment to Citibank | -18.14 | |

| Check Nbr | Check Date | Credit Memo | Vend Nbr | Payee | Fnd-Fnc-Obj.So-Org-Prog | Typ Cd | Reason | Amount | EFT |
|-----------|------------|-------------|----------|---------------------|---------------------------|--------|-----------------------------|------------------|-----|
| | 09-25-2020 | | 02987 | CITIBANK | 199-41-6399.71-701-199000 | C | Office Supplies/Coffee | 48.07 | |
| | | | | | 199-41-6499.70-750-199000 | | Amazon Prime-Business | 79.00 | |
| | | | | | 429-11-6399.66-999-199000 | | Ball Chair Ball | 14.98 | |
| | | | | | | | Check 039199 Total: | 2,390.00 | |
| 039200 | 09-25-2020 | | 02832 | ESGI | 199-11-6399.39-101-111000 | C | ESGI 12 month license | 426.00 | N |
| 039201 | 09-25-2020 | | 01758 | HANSFORD COUNTY H | 199-00-2110.01-000-100000 | C | Bus Driver Physical-C Black | 140.00 | N |
| 039202 | 09-25-2020 | | 02070 | GOLDEN LIGHT EQUIP | 240-35-6342.63-001-199001 | C | Cleaning Chemicals | 114.05 | N |
| | | | | | 240-35-6342.63-101-199001 | | Cleaning Chemicals | 124.42 | |
| | | | | | | | Check 039202 Total: | 238.47 | |
| 039203 | 09-25-2020 | | 04534 | HANSFORD PEST CON | 199-00-2110.01-000-100000 | C | Weed Control | 5,750.00 | N |
| | | | | | 199-00-2110.01-000-100000 | | Weed Control | 3,850.00 | |
| | | | | | 199-00-2110.01-000-100000 | | Weed Control | 4,250.00 | |
| | | | | | 199-00-2110.01-000-100000 | | Weed Control | 750.00 | |
| | | | | | | | Check 039203 Total: | 14,600.00 | |
| 039204 | 09-25-2020 | | 04754 | J & E WHOLESALE FLO | 199-11-6399.26-001-122000 | C | Floral Supplies | 508.91 | N |
| 039205 | 09-25-2020 | | 01289 | LABATT FOOD SERVIC | 240-35-6341.63-101-199000 | C | Food | 514.65 | N |
| | | | | | 240-35-6341.63-101-199000 | | Processed Commodities | 229.06 | |
| | | | | | 240-35-6342.63-101-199000 | | Non-Food | 204.45 | |
| | | | | | | | Check 039205 Total: | 948.16 | |
| 039206 | 09-25-2020 | | 02918 | LUBBOCK CORONADO | 199-36-6412.97-001-191000 | C | CC Entry Fees | 150.00 | N |
| 039207 | 09-25-2020 | | 03513 | MARIA'S ALTERATIONS | 199-36-6219.48-001-191000 | C | Cheer Suit Alterations | 13.00 | N |
| 039208 | 09-25-2020 | | 01576 | MAYFIELD PAPER | 199-51-6319.51-999-199000 | C | Covid Cleaning Supplies | 249.60 | N |
| | | | | | 199-51-6319.51-999-199000 | | Covid Cleaning Supplies | 1,248.04 | |
| | | | | | | | Check 039208 Total: | 1,497.64 | |
| 039209 | 09-25-2020 | | 04743 | MPS | 410-11-6321.39-001-111000 | C | AP English Books | 2,839.99 | N |
| 039210 | 09-25-2020 | | 03519 | PIONEER MFG CO | 199-51-6317.51-999-199000 | C | Field Paint | 1,638.00 | N |
| 039211 | 09-25-2020 | | 02500 | PLAINS DAIRY PRODU | 240-35-6341.63-101-199000 | C | Milk | 380.00 | N |
| 039212 | 09-25-2020 | | 03620 | QUILL | 199-11-6399.17-041-111000 | C | Clips/Sharpies | 23.43 | N |
| | | | | | 199-11-6399.17-041-111000 | | Organizer | 59.42 | |
| | | | | | 199-11-6399.39-041-111000 | | Classroom Supplies | 397.86 | |
| | | | | | 199-11-6399.39-041-111000 | | Cable Ties | 7.69 | |
| | | | | | 199-11-6399.39-041-111000 | | Cardstock | 8.84 | |
| | | | | | | | Check 039212 Total: | 497.24 | |
| 039213 | 09-25-2020 | | 03660 | REGION 16 | 199-00-2110.01-000-100000 | C | Bus Driver Recert-A Marrow | 50.00 | N |
| | | | | | 199-00-2110.01-000-100000 | | CDL Class | 300.00 | |
| | | | | | 199-00-2110.01-000-100000 | | CDL Class | 100.00 | |
| | | | | | 199-00-2110.01-000-100000 | | Bus Driver Recertification | 220.00 | |
| | | | | | | | Check 039213 Total: | 670.00 | |

| Check Nbr | Check Date | Credit Memo | Vend Nbr | Payee | Fnd-Fnc-Obj.So-Org-Prog | Typ Cd | Reason | Amount | EFT |
|----------------------|------------|-------------|----------|--------------------|---------------------------|--------|--------------------------------|-------------------|-----|
| 039214 | 09-25-2020 | | 02843 | RICOH USA, INC | 199-11-6264.34-001-123000 | C | Copy Machine Lease-Oct | 65.96 | N |
| | | | | | 199-11-6264.39-101-111000 | | Copy Machine Lease-Oct | 445.77 | |
| | | | | | 199-23-6264.41-041-199000 | | Copy Machine Lease-Oct | 198.24 | |
| | | | | | 199-23-6264.41-101-199000 | | Copy Machine Lease-Oct | 287.76 | |
| | | | | | 199-41-6264.70-750-199000 | | Copy Machine Lease-Oct | 99.12 | |
| | | | | | 199-41-6264.71-701-199000 | | Copy Machine Lease-Oct | 99.12 | |
| | | | | | | | Check 039214 Total: | 1,195.97 | |
| 039215 | 09-25-2020 | | 04755 | RICOH USA, INC. | 199-00-2110.01-000-100000 | C | Express Shipping-Copier Toner | 45.00 | N |
| | | | | | 199-00-2110.01-000-100000 | | Express Shipping-Copier Toner | 86.00 | |
| | | | | | | | Check 039215 Total: | 131.00 | |
| 039216 | 09-25-2020 | | 04603 | TURNING A NEW PAGE | 199-11-6399.39-041-111000 | C | Cracking the Code Workbook | 110.00 | N |
| 039217 | 09-25-2020 | | 04673 | VARSITY | 199-36-6399.48-001-191000 | C | Uniform/Poms/Flag | 726.40 | N |
| 039218 | 09-25-2020 | | 00610 | VAXSERVE, INC.. | 199-33-6399.42-999-199000 | C | Fluzone Vaccine | 164.56 | N |
| 039219 | 09-25-2020 | | 00687 | BORGER ISD | 199-36-6412.97-001-191000 | C | Entry Fees | 50.00 | N |
| | | | | | 199-36-6412.97-041-191000 | | Entry Fees | 120.00 | |
| | | | | | | | Check 039219 Total: | 170.00 | |
| 039220 | 10-01-2020 | | 04762 | IDENTOGO | 199-11-6499.39-001-111000 | C | Fingerprinting-Practicum in Ed | 10.00 | N |
| Grand Totals: | | | | | | | | 198,699.58 | |

End of Report


Spearman Independent School District

| | September | YTD | % Collected |
|------------------------|-------------|----------------|-------------|
| <i>CURRENT M&O</i> | | | |
| Taxes Collected | \$6,791.11 | \$2,806,406.88 | 98.03 |
| M&O Penalty collected | \$657.29 | \$14,782.14 | |
| M&O Interest Collected | \$438.21 | \$5,512.70 | |
| Over/Short | \$0.00 | \$6.84 | |
| Total | \$7,886.61 | \$2,826,708.56 | |
| <i>CURRENT I&S</i> | | | |
| Taxes Collected | \$563.85 | \$242,027.92 | |
| I&S Penalty Collected | \$54.55 | \$1,227.76 | |
| I&S Interest Collected | \$36.35 | \$457.42 | |
| Over/Short | \$0.00 | -\$0.03 | |
| Total | \$654.75 | \$243,713.07 | |
| <i>DELINQUENT</i> | | | |
| M&O Taxes Collected | \$949.91 | \$30,161.83 | |
| M&O Penalty | \$114.01 | \$3,716.55 | |
| M&O Interest | \$494.75 | \$8,954.22 | |
| M&O Total | \$1,558.67 | \$42,832.60 | |
| I&S Taxes Collected | \$116.22 | \$4,088.93 | |
| I&S Penalty | \$13.94 | \$507.33 | |
| I&S Interest | \$57.78 | \$1,337.34 | |
| I&S Total | \$187.94 | \$5,933.60 | |
| Attorney Fees | \$1,761.63 | \$17,730.62 | |
| Rendition Penalty | \$255.93 | \$21,930.46 | |
| Spearman CED | | \$0.00 | |
| Grand Total Collected | \$10,543.90 | \$3,141,118.29 | |

Linda Cummings
 Linda Cummings, Tax Assessor-Collector

Subscribed and Sworn to before me this 28 day of September, 2020

Dorothy Nollner
 Notary Public, State of Texas



SPEARMAN ISD
MONTHLY FINANCIAL REPORT
GENERAL FUND
199
OCTOBER 12, 2020

| | | Approved | Received | Remaining | Percent |
|-----------------------|----------------------------------------|-------------------------|------------------------|------------------------|---------------|
| | | Budget | to Date | Balance | Received |
| Revenues | | | | | |
| 5711 | Property Tax - Current | \$ 3,474,176.00 | \$ 6,791.11 | \$ 3,467,384.89 | 0.20% |
| 5712 | Property Tax - Delinquent | 40,000.00 | 949.91 | 39,050.09 | 2.37% |
| 5719 | Property Tax - Penalties & Interest | 30,000.00 | 1,960.19 | 28,039.81 | 6.53% |
| 5742 | Interest Income | 70,000.00 | 4,941.73 | 65,058.27 | 7.06% |
| 5743 | Rent | 16,800.00 | 1,400.00 | 15,400.00 | 8.33% |
| 5744 | Gifts and Bequests | - | - | - | 100.00% |
| 5745 | Insurance Recovery | - | - | - | 0.00% |
| 5749 | Other Revenues | 10,000.00 | - | 10,000.00 | 0.00% |
| 5752 | Athletic Activities | 25,000.00 | 8,715.00 | 16,285.00 | 34.86% |
| 5769 | Misc Rev from Intermed Sources | - | - | - | 0.00% |
| 5811 | State Aid - Available School Fund | 307,304.00 | 12,206.00 | 295,098.00 | 3.97% |
| 5812 | State Aid - Foundation | 5,483,154.00 | 1,060,683.00 | 4,422,471.00 | 19.34% |
| 5826 | State - Pre K | - | - | - | 0.00% |
| 5831 | TRS On-Behalf Payments/Medicare Part D | 424,000.00 | 36,937.44 | 387,062.56 | 8.71% |
| 5931 | School Health (SHARS) | 150,180.00 | 3,907.28 | 146,272.72 | 2.60% |
| 7912 | Sale of Real & Personal Prop | - | - | - | 100.00% |
| 7949 | Chapter 313 Agreement/Lawsuit | 75,000.00 | - | 75,000.00 | 0.00% |
| Total Revenues | | \$ 10,105,614.00 | \$ 1,138,491.66 | \$ 8,967,122.34 | 11.27% |

| | | Amended | Outstanding | Expended | Remaining | Percent |
|---------------------------|---------------------------------------|------------------------|----------------------|----------------------|------------------------|---------------|
| | | Budget | Encumbrances | to Date | Balance | Obligated |
| Expenditures | | | | | | |
| 11 | Instruction | \$ 5,389,563.00 | \$ 49,304.90 | \$ 549,095.13 | \$ 4,791,162.97 | 11.10% |
| 12 | Instruction Media/Library | 63,497.00 | 2,674.50 | 8,987.58 | 51,834.92 | 18.37% |
| 13 | Staff Development | 143,233.00 | 3,583.00 | 12,216.44 | 127,433.56 | 11.03% |
| 21 | Instructional Leadership | 2,500.00 | - | - | 2,500.00 | 0.00% |
| 23 | Campus Administration | 724,803.00 | 8,823.97 | 64,293.35 | 651,685.68 | 10.09% |
| 31 | Guidance & Counseling | 338,118.00 | 5,705.32 | 28,853.58 | 303,559.10 | 10.22% |
| 33 | Health Services | 107,601.00 | 857.92 | 11,268.88 | 95,474.20 | 11.27% |
| 34 | Student Transportation | 202,055.00 | 2,198.54 | 7,952.15 | 191,904.31 | 5.02% |
| 35 | TRS On-Behalf | - | - | - | - | 0.00% |
| 36 | Cocurricular Activities | 462,056.00 | 17,863.38 | 26,283.88 | 417,908.74 | 9.55% |
| 41 | General Administration | 540,528.00 | 5,599.04 | 67,555.69 | 467,373.27 | 13.53% |
| 51 | Plant Maintenance | 872,144.00 | 20,725.24 | 65,142.88 | 786,275.88 | 9.85% |
| 52 | Security | 16,820.00 | 28.89 | 879.97 | 15,911.14 | 5.40% |
| 53 | Data Processing | 172,446.00 | 5,221.74 | 6,928.22 | 160,296.04 | 7.05% |
| 61 | Community Services | 11,163.00 | - | 504.36 | 10,658.64 | 4.52% |
| 71 | Debt Service | 724,974.00 | - | - | 724,974.00 | 0.00% |
| 81 | Facilities Acquisition & Construction | 17,100.00 | - | - | 17,100.00 | 0.00% |
| 93 | Payments to SSA | 56,776.00 | 42,582.05 | 14,193.95 | 0.00 | 100.00% |
| 99 | Intergovernment Pymts | 115,000.00 | 76,504.50 | 31,907.08 | 6,588.42 | 94.27% |
| 89XX | Transfer to Food Service | 12,600.00 | - | - | 12,600.00 | 0.00% |
| Total Expenditures | | \$ 9,972,977.00 | \$ 211,672.99 | \$ 896,063.14 | \$ 8,835,240.87 | 11.41% |

**SPEARMAN ISD
MONTHLY FINANCIAL REPORT
FOOD SERVICE FUND
OCTOBER 12, 2020**

| | Approved Budget | Received to Date | Remaining Balance | Percent Received |
|----------------------------------------|----------------------------|-----------------------------|------------------------------|-----------------------------|
| Revenues | | | | |
| 5751 Food Service Activity | 140,000.00 | 15,757.58 | 124,242.42 | 11.26% |
| 5829 State Matching | 2,350.00 | - | 2,350.00 | 0.00% |
| 5921 National School Breakfast Program | 80,000.00 | - | 80,000.00 | 0.00% |
| 5922 National School Lunch Program | 250,000.00 | - | 250,000.00 | 0.00% |
| 5923 USDA Donated Commodities | 34,000.00 | - | 34,000.00 | 0.00% |
| 7915 Operating Transfer In | 12,600.00 | - | 12,600.00 | 0.00% |
| Total Revenues | \$ 518,950.00 | \$ 15,757.58 | \$ 503,192.42 | 3.04% |

| | Approved Budget | Outstanding Encumbrances | Expended to Date | Remaining Balance | Percent Obligated |
|---------------------------------------|----------------------------|-------------------------------------|-----------------------------|------------------------------|------------------------------|
| Expenditures | | | | | |
| 6100 Payroll Costs | \$ 213,812.00 | \$ - | \$ 12,251.48 | \$ 201,560.52 | 5.73% |
| 6200 Professional/Contracted Services | 12,000.00 | - | - | 12,000.00 | 0.00% |
| 6300 Supplies and Materials | 275,190.00 | 10,973.19 | 12,417.82 | 251,798.99 | 8.50% |
| 6400 Other Operating Costs | 2,945.00 | - | - | 2,945.00 | 0.00% |
| 6600 Furniture, Equipment & Software | 15,000.00 | - | - | 15,000.00 | 0.00% |
| Total Expenditures | \$ 518,947.00 | \$ 10,973.19 | \$ 24,669.30 | \$ 483,304.51 | 6.87% |

SPEARMAN ISD
MONTHLY FINANCIAL REPORT
INTEREST & SINKING FUND
OCTOBER 12, 2020

| | Approved Budget | Received to Date | Remaining Balance | Percent Received |
|------------------------------------------|----------------------|---------------------|----------------------|---------------------|
| Revenues | | | | |
| 5711 Property Tax - Current | \$ 779,798.00 | \$ 563.85 | \$ 779,234.15 | 0.07% |
| 5712 Property Tax - Delinquent | 5,000.00 | 116.22 | 4,883.78 | 2.32% |
| 5719 Property Tax - Penalties & Interest | 3,000.00 | 162.62 | 2,837.38 | 5.42% |
| 5742 Interest | 5,000.00 | 2.20 | 4,997.80 | 0.04% |
| Total Revenues | \$ 792,798.00 | \$ 844.89 | \$ 791,953.11 | 0.11% |

| | Approved Budget | Outstanding Encumbrances | Expended to Date | Remaining Balance | Percent Obligated |
|---------------------------|----------------------|-----------------------------|---------------------|----------------------|----------------------|
| Expenditures | | | | | |
| 6511 Bond Principal | \$ 625,000.00 | \$ - | \$ - | \$ 625,000.00 | 0.00% |
| 6521 Interest on Bonds | 154,425.00 | - | - | 154,425.00 | 0.00% |
| 6599 Other Debt Expense | 300.00 | - | - | 300.00 | 0.00% |
| Total Expenditures | \$ 779,725.00 | \$ - | \$ - | \$ 779,725.00 | 0.00% |

| 2020 | January | February | March | April | May | June | July | August | September | October | November | December | Y-T-D- TOTAL |
|-------------------------------------|----------------|-----------------|-----------------|-----------------|-----------------|-----------------|------------------|-----------------|------------------|---------|----------|----------|--------------|
| ACTIVITY FUND | | | | | | | | | | | | | |
| Statement Balance | \$ 207,646.73 | \$ 200,817.30 | \$ 203,842.06 | \$ 197,382.40 | \$ 202,340.95 | \$ 214,315.05 | \$ 202,636.64 | \$ 209,241.46 | \$ 193,903.18 | | | | |
| Interest Earned | \$ 45.06 | \$ 38.94 | \$ 28.87 | \$ 16.52 | \$ 15.95 | \$ 18.35 | \$ 17.79 | \$ 17.60 | \$ 16.54 | | | | \$ 215.62 |
| Interest Rate | 0.30% | 0.30% | 0.30% | 0.10% | 0.10% | 0.10% | 0.10% | 0.10% | 0.10% | | | | |
| BIRDWELL TRUST | | | | | | | | | | | | | |
| Bank Statement Balance | \$ 1,302.21 | \$ 1,303.73 | \$ 1,305.43 | \$ 1,305.45 | \$ 1,305.55 | \$ 1,305.69 | \$ 1,305.85 | \$ 1,305.96 | \$ 1,306.07 | | | | |
| Interest Earned | \$ 1.70 | \$ 1.52 | \$ 1.70 | \$ 0.02 | \$ 0.10 | \$ 0.14 | \$ 0.16 | \$ 0.11 | \$ 0.11 | | | | \$ 5.56 |
| Interest Rate | 1.54% | 1.52% | 1.49% | .10% | .10% | .10% | .10% | .10% | .10% | | | | |
| CD (51975) - Statement Balance | \$1,247,151.56 | \$ 1,249,852.58 | \$ 1,251,590.39 | \$ 1,253,450.63 | \$ 1,255,253.54 | \$ 1,257,119.23 | \$ 1,258,927.41 | \$1,260,798.55 | \$ 1,262,672.48 | | | | \$18,216.11 |
| Interest Earned | \$2,695.19 | \$ 2,701.02 | \$ 1,737.81 | \$ 1,860.24 | \$ 1,802.91 | \$ 1,865.69 | \$ 1,808.18 | \$ 1,871.14 | \$ 1,873.93 | | | | |
| Interest Rate | 2.58% | 2.58% | 2.58% | 2.58% | 2.58% | 2.58% | 2.58% | 2.58% | 2.58% | | | | |
| GIBNER TRUST | | | | | | | | | | | | | |
| Statement Balance | \$ 6,337.32 | \$ 6,339.51 | \$ 6,341.00 | \$ 6,341.52 | \$ 6,342.02 | \$ 6,092.57 | \$ 6,093.09 | \$ 6,093.61 | \$ 6,094.11 | | | | |
| Interest Earned | \$ 2.52 | \$ 2.19 | \$ 1.49 | \$ 0.52 | \$ 0.50 | \$ 0.55 | \$ 0.52 | \$ 0.52 | \$ 0.50 | | | | \$ 9.31 |
| Interest Rate | 0.45% | 0.45% | 0.45% | .10% | .10% | 0.10% | 0.10% | 0.10% | 0.10% | | | | |
| CD Balance | \$ 11,133.84 | \$ 11,133.84 | \$ 11,133.84 | \$ 11,133.84 | \$ 11,133.84 | \$ 11,390.63 | \$ 11,390.63 | \$ 11,390.63 | \$ 11,390.63 | | | | |
| Interest Earned | \$ - | \$ - | \$ - | \$ - | \$ - | \$ 256.79 | \$ - | \$ - | \$ - | | | | \$ 256.79 |
| Interest Rate | 2.3% | 2.3% | 2.3% | 2.3% | 2.3% | .35% | .35% | .35% | .35% | | | | |
| INTEREST & SINKING | | | | | | | | | | | | | |
| Statement Balance | \$ 420,731.04 | \$ 71,055.20 | \$ 94,613.21 | \$ 96,333.12 | \$ 98,223.33 | \$ 101,568.27 | \$ 105,348.14 | \$ 25,383.37 | \$ 27,780.14 | | | | |
| Interest Earned | \$ 208.58 | \$ 45.54 | \$ 22.22 | \$ 11.86 | \$ 4.87 | \$ 16.22 | \$ 17.80 | \$ 3.66 | \$ 2.20 | | | | \$ 332.95 |
| Interest Rate | 0.70% | 0.60% | 0.60% | 0.15% | 0.15% | 0.15% | 0.15% | 0.15% | 0.15% | | | | |
| CD Balance | \$ 250,000.00 | \$ 250,000.00 | \$ 250,000.00 | \$ 250,000.00 | \$ 250,000.00 | \$ 250,000.00 | \$ 250,000.00 | \$ 250,000.00 | \$ 250,000.00 | | | | |
| Interest Earned | \$ - | \$ - | \$ - | \$ - | \$ - | \$ - | \$ - | \$ - | \$ - | | | | \$ - |
| Interest Rate | 1.80% | 1.80% | 1.80% | 1.80% | 1.80% | 1.80% | 1.80% | 1.80% | 1.80% | | | | |
| LOCAL MAINT-NOW | | | | | | | | | | | | | |
| Statement Balance | \$3,072,811.81 | \$ 3,560,750.83 | \$ 2,858,670.00 | \$ 79,015.00 | \$ 629,393.04 | \$ 731,660.49 | \$ 3,771,608.99 | \$ 567,811.49 | \$ 1,768,707.81 | | | | |
| Interest Earned-Account | \$ 5,183.92 | \$ 4,749.46 | \$ 4,326.81 | \$ 10.97 | \$ 19.38 | \$ 59.45 | \$ 440.60 | \$ 75.67 | \$ 58.74 | | | | \$ 14,925.00 |
| Interest Earned-CD | \$ 3,184.93 | \$ 3,184.93 | \$ 2,979.45 | \$ 3,184.93 | \$ 3,082.19 | \$ 1,019.18 | \$ 986.30 | \$ 1,019.18 | \$ 1,019.18 | | | | \$ 19,660.27 |
| Interest Rate | 1.54% | 1.52% | 1.49% | .10% | .10% | .10% | .10% | .10% | .10% | | | | |
| CD (51625)-Balance | \$1,500,000.00 | \$ 1,500,000.00 | \$ 1,500,000.00 | \$ 1,500,000.00 | \$ 1,500,000.00 | \$ 1,500,000.00 | \$ 1,500,000.00 | \$1,500,000.00 | \$ 1,500,000.00 | | | | |
| Interest Rate | 2.10% | 2.10% | 2.10% | 2.10% | 2.10% | .80% | .80% | .80% | .80% | | | | |
| CD (51982)-Balance | | \$ 392,500.00 | \$ 393,045.74 | \$393,629.93 | \$394,196.11 | \$394,782.00 | \$395,349.84 | \$395,937.45 | \$396,525.93 | | | | |
| Interest Earned | | \$ - | \$ 545.74 | \$ 584.19 | \$ 566.18 | \$ 585.89 | \$ 567.84 | \$ 587.61 | \$ 588.48 | | | | |
| Interest Rate | | 2.10% | 2.10% | 2.10% | 2.10% | 2.10% | 2.10% | 2.10% | 2.10% | | | | |
| CDARS(1021928123)-Statement Balance | \$1,685,726.67 | \$ 1,688,273.26 | \$ 1,690,999.79 | \$ 1,693,642.51 | \$ 1,696,377.67 | \$ 1,699,028.81 | \$ 1,701,772.67 | \$1,704,520.99 | \$ 1,707,184.87 | | | | |
| Interest Earned | \$ 2,717.97 | \$ 2,546.59 | \$ 2,726.53 | \$ 2,642.72 | \$ 2,735.16 | \$ 2,651.14 | \$ 2,743.86 | \$ 2,748.32 | \$ 2,663.88 | | | | \$ 24,176.17 |
| Interest Rate | 1.90% | 1.90% | 1.90% | 1.90% | 1.90% | 1.90% | 1.90% | 1.90% | 1.90% | | | | |
| LOCAL MAINT-MONEY MARKET | | | | | | | | | | | | | |
| Statement Balance | \$ 2,537.94 | \$ 2,538.72 | \$ 2,539.23 | \$ 2,402,853.09 | \$ 1,503,187.55 | \$ 1,253,434.71 | \$ 1,253,647.64 | \$4,338,083.88 | \$ 2,838,651.84 | | | | |
| Interest Earned - Account | \$ 0.95 | \$ 0.78 | \$ 0.51 | \$ 313.86 | \$ 334.46 | \$ 247.16 | \$ 212.93 | \$ 669.24 | \$ 567.96 | | | | \$ 2,347.85 |
| Interest Rate | .50% | .50% | .50% | .20% | .20% | .20% | .20% | .20% | .20% | | | | |
| GRUVER STATE BANK-CD | | | | | | | | | | | | | |
| CD Balance | \$ 250,000.00 | \$ 250,000.00 | \$ 250,000.00 | \$ 250,000.00 | \$ 250,000.00 | \$ 250,000.00 | \$ 250,000.00 | \$ 250,000.00 | \$ 250,000.00 | | | | |
| Interest Earned | \$ - | \$ - | \$ - | \$ - | \$ 2,188.35 | \$ - | \$ - | \$ - | \$ - | | | | \$ 2,188.35 |
| Interest Rate | 1.80% | 1.80% | 1.80% | 1.80% | 1.80% | 1.80% | 1.80% | 1.80% | 1.80% | | | | |
| TOTAL INTEREST EARNED: | \$ 14,040.82 | \$ 13,270.97 | \$ 12,371.13 | \$ 8,625.83 | \$ 10,750.05 | \$ 6,720.56 | \$ 6,795.98 | \$ 6,993.05 | \$ 6,791.52 | \$ - | \$ - | \$ - | \$ 82,333.98 |
| TOTAL CASH BALANCE: | \$8,655,379.12 | \$ 9,184,564.97 | \$ 8,514,080.69 | \$ 8,135,087.49 | \$ 7,797,753.60 | \$ 7,670,697.45 | \$ 10,708,080.90 | \$10,520,567.39 | \$ 10,214,217.06 | \$ - | \$ - | \$ - | \$ - |






**SPEARMAN ISD
QUARTERLY INVESTMENT REPORT
QUARTER ENDED SEPTEMBER, 2020**

| CHECKING ACCOUNTS: | JULY, 2020 | | Interest Rate | AUGUST, 2020 | | Interest Rate | SEPTEMBER, 2020 | | Interest Rate |
|-----------------------------|-----------------|-----------|---------------|-----------------|-----------|---------------|-----------------|-----------|---------------|
| | Balance | Interest | | Balance | Interest | | Balance | Interest | |
| FIRST NATIONAL BANK: | | | | | | | | | |
| Activity Fund | \$ 202,636.64 | \$ 17.79 | .10% | \$ 209,241.46 | \$ 17.60 | .10% | \$ 193,903.18 | \$ 16.54 | 0.10% |
| Birdwell Trust | \$ 1,305.85 | \$ 0.16 | .10% | \$ 1,305.96 | \$ 0.11 | .10% | \$ 1,306.07 | \$ 0.11 | 0.10% |
| Interest & Sinking | \$ 105,348.14 | \$ 17.50 | .15% | \$ 25,383.37 | \$ 3.66 | .15% | \$ 27,780.14 | \$ 2.20 | 0.15% |
| Local Maintenance-NOW | \$ 3,771,608.99 | \$ 440.60 | .10% | \$ 567,811.49 | \$ 75.67 | .10% | \$ 1,768,707.81 | \$ 58.74 | 0.10% |
| Local Maintenance-MM | \$ 1,253,647.64 | \$ 212.93 | .20% | \$ 4,338,083.88 | \$ 669.24 | .20% | \$ 2,838,651.84 | \$ 567.96 | 0.20% |
| FIRST STATE BANK: | | | | | | | | | |
| Gibner Trust | \$ 6,093.09 | \$ 0.52 | .10% | \$ 6,093.61 | \$ 0.52 | .10% | \$ 6,094.11 | \$ 0.50 | 0.35% |


| CD's | JULY, 2020 | | AUGUST, 2020 | | SEPTEMBER, 2020 | | Interest Rate | Maturity Date |
|-----------------------------|-----------------|-------------|-----------------|-------------|-----------------|-------------|---------------|---------------|
| | Balance | Interest | Balance | Interest | Balance | Interest | | |
| FIRST NATIONAL BANK: | | | | | | | | |
| Birdwell - #51975 | \$ 1,258,927.41 | \$ 1,808.18 | \$ 1,260,798.55 | \$ 1,871.14 | \$ 1,262,672.48 | \$ 1,873.93 | 2.58% | 2/14/2021 |
| Local Maintenance-#51625 | \$ 1,500,000.00 | \$ 986.30 | \$ 1,500,000.00 | \$ 1,019.18 | \$ 1,500,000.00 | \$ 1,019.18 | 0.80% | 5/12/2021 |
| Local Maintenance-#51982 | \$ 395,349.84 | \$ 567.84 | \$ 395,937.45 | \$ 587.61 | \$ 396,525.93 | \$ 588.48 | 2.10% | 2/26/2021 |
| FIRST STATE BANK: | | | | | | | | |
| Gibner Trust-#45726 | \$ 11,390.63 | \$ - | \$ 11,390.63 | \$ - | \$ 11,390.63 | \$ - | 0.35% | 6/18/2021 |
| I & S-#45967 | \$ 250,000.00 | \$ - | \$ 250,000.00 | \$ - | \$ 250,000.00 | \$ - | 1.80% | 1/14/2021 |
| GRUVER STATE BANK: | | | | | | | | |
| Local Maintenance-#20849 | \$ 250,000.00 | \$ - | \$ 250,000.00 | \$ - | \$ 250,000.00 | \$ - | 1.80% | 11/13/2020 |

| CDARS | JULY, 2020 | | AUGUST, 2020 | | SEPTEMBER, 2020 | | Interest Rate | Maturity Date |
|-------------------------------|-----------------|-------------|-----------------|-------------|-----------------|-------------|---------------|---------------|
| | Balance | Interest | Balance | Interest | Balance | Interest | | |
| FIRST NATIONAL BANK: | | | | | | | | |
| Local Maintenance-#1023165267 | \$ 1,701,772.67 | \$ 2,743.86 | \$ 1,704,520.99 | \$ 2,748.32 | \$ 1,707,184.87 | \$ 2,663.88 | 1.90% | 10/29/2020 |

| 13 WEEK TREASURY BILL | Bank Discount | Bond Equivalent |
|-----------------------|---------------|-----------------|
| July 31, 2020 | .09 | .09 |
| August 31, 2020 | .11 | .11 |
| September 30, 2020 | .10 | .10 |



 Dan R Gist, II, Investment Officer 9/30/2020
 Date



 Brenda J Ferguson, Investment Officer 9/30/2020

This report is prepared for Spearman ISD (the District) in accordance with Chapter 2256 of the Public Funds Investment Act (PFIA). Section 2256.023(a) of the PFIA states that "Not less than quarterly, the investment officer(s) shall prepare and submit to the governing body of the entity a written report of the investment transactions for all funds covered by this chapter for the preceding reporting period." This report which covers the quarter ended DECEMBER 31, 2018, is signed by the District's investment officer(s) and includes the disclosures required in the PFIA. Market prices, where required, were obtained from the independent pricing sources.

The investment portfolio was compiled with the PFIA and the District's approved Investment Policy and Strategy throughout the quarter. All investment transactions made in the District's portfolio during this quarter were made on behalf of the District and were made in full compliance with the PFIA and the District's approved Investment Policy.

SPEARMAN BOOSTER CLUB:

| | |
|--------------------------------------|-------------|
| Tarps for Gym floor | \$ 1,516.22 |
| Basketballs | \$ 661.40 |
| Painting of Stadium (1/2 of Cost) | \$ 2,400.00 |
| Helmets (w/parent fundraiser) | \$10,535.00 |

SPEARMAN AG SUPPORTS:

| | |
|-------------|-----------|
| Lamb Blower | \$ 819.98 |
|-------------|-----------|

MONTGOMERY EDUCATION EXECUTIVE CONSULTING ME²:

| | |
|------------------------------|-----------|
| Cross Country running Lights | \$ 200.00 |
|------------------------------|-----------|

SPEARMAN ISD ENROLLMENT

Date: Monday October 12, 2020

Please fill in your enrollment and fax to the Superintendent's Office at 659-2079 on **Monday** of each week. **Thanks!**

| <i>GRADE</i> | <i>On-Site Enrollment</i> | <i>Short-Term Remote Enrollment</i> | <i>Remote Enrollment</i> | <i>Total Enrollment</i> |
|------------------------|--------------------------------------|------------------------------------------------|-------------------------------------|------------------------------------|
| PPCD | | | | |
| Special Ed | | | | |
| Pre-K | 38 | 3 | 3 | 44 |
| Kindergarten | 52 | 6 | | 58 |
| 1 st Grade | 49 | 4 | 1 | 54 |
| 2 nd Grade | 40 | 6 | 4 | 50 |
| 3 rd Grade | 56 | 2 | 4 | 62 |
| 4 th Grade | 58 | 2 | 2 | 62 |
| 5 th Grade | 43 | 3 | 2 | 48 |
| GBE Totals: | 336 | 26 | 16 | 378 |
| 6 th Grade | 50 | 4 | 4 | 58 |
| 7 th Grade | 53 | 4 | 2 | 59 |
| 8 th Grade | 42 | 5 | 3 | 50 |
| JH Totals: | 145 | 13 | 9 | 167 |
| 9 th Grade | 52 | 7 | 4 | 63 |
| 10 th Grade | 61 | 5 | 2 | 68 |
| 11 th Grade | 64 | 6 | 4 | 74 |
| 12 th Grade | 47 | 4 | 7 | 58 |
| HS Totals: | 224 | 22 | 17 | 263 |

High School Total Enrollment 263

Junior High Total Enrollment 167

Elementary Totals Enrollment 378

District Total Enrollment 808