



# EAST MOUNTAIN HIGH SCHOOL

Engage • Challenge • Inspire



## AGENDA

### EAST MOUNTAIN HIGH SCHOOL GOVERNING COUNCIL

February 24, 2025

- I. Call to Order
- II. Roll Call
- III. Adoption of Agenda
- IV. Approval of Consent Agenda
  - A. Budget Adjustment Requests
  - B. Monthly Financial Report, Check and Voucher Report, Minutes from Finance Committee
  - C. Approval of previous meeting's minutes
  - D. Disposal Items
- V. Public Forum/Public Input
- VI. Reports
  - A. Student Report
  - B. Executive Director
  - C. Faculty Liason
- VII. Discussion or Information Items (No action required)
  - A. Readiness Review Report
  - B. School Climate Survey Results
  
  - C. Acknowledgment of a board member's role in an external contract with the Foundation.
- VIII. Parking Lot Items for Future GC Meetings
- IX. GC Board Member Comments
- X. Chair's Report/Comment
- XI. Next Meeting Announcement
- XII. Adjournment

Must submit backup for all BARs,  
except transfers of funds for SEG or  
direct grants

**STATE OF NEW MEXICO**  
**PUBLIC EDUCATION DEPARTMENT**  
**300 Don Gaspar Santa Fe, NM 87501-2786**  
**Budget Adjustment Request**

Doc. ID: 001-024-2425-0014-I

Fund Type: Flowthrough

Adjustment Type: Increase

Fiscal Year: 2024-2025

Entity Name: East Mountain High School

Adjustment Changes Intent/Scope of Program Yes or No?: No

Contact: Mike Vigil Jr., Business Manager

Total Approved Budget (Flowthrough): 12,103

Phone: 505-938-7702

Email: mike@vigilgroup.net

<b>FLOWTHROUGH ONLY</b>	
Budget Period: 07/01/2024	To: 06/30/2025
A. Approved Carryover:	
B. Total Current Year Allocation: 12,103	
D. Total Funding Available: 12,103	

Revenue 24174.0000.41924 \$12,103.00

Fund	Function	Object	Program	Location	Job Class	Present Budget	Adj Amt Exp	Adj Budget	ADD'L FTE
24174 Carl D Perkins Secondary - Current	1000 Instruction	51300 Additional Compensation	3000 Vocational and Technical Programs	001024 East Mountain High School	1415 Teachers-Vocational and Technical		\$2,600.00	\$2,600.00	
24174 Carl D Perkins Secondary - Current	1000 Instruction	52111 Educational Retirement	3000 Vocational and Technical Programs	001024 East Mountain High School	1415 Teachers-Vocational and Technical		\$500.00	\$500.00	
24174 Carl D Perkins Secondary - Current	1000 Instruction	52112 ERA - Retiree Health	3000 Vocational and Technical Programs	001024 East Mountain High School	1415 Teachers-Vocational and Technical		\$55.00	\$55.00	
24174 Carl D Perkins Secondary - Current	1000 Instruction	52210 FICA Payments	3000 Vocational and Technical Programs	001024 East Mountain High School	1415 Teachers-Vocational and Technical		\$160.00	\$160.00	
24174 Carl D Perkins Secondary - Current	1000 Instruction	52220 Medicare Payments	3000 Vocational and Technical Programs	001024 East Mountain High School	1415 Teachers-Vocational and Technical		\$40.00	\$40.00	
24174 Carl D Perkins Secondary - Current	1000 Instruction	52500 Unemployment Compensation	3000 Vocational and Technical Programs	001024 East Mountain High School	1415 Teachers-Vocational and Technical		\$10.00	\$10.00	
24174 Carl D Perkins Secondary - Current	1000 Instruction	52710 Workers Compensation Premium	3000 Vocational and Technical Programs	001024 East Mountain High School	1415 Teachers-Vocational and Technical		\$10.00	\$10.00	
24174 Carl D Perkins Secondary - Current	1000 Instruction	55817 Student Travel	3000 Vocational and Technical Programs	001024 East Mountain High School	0000 No Job Class		\$7,728.00	\$7,728.00	

24174 Carl D Perkins Secondary - Current	1000 Instruction	56118 General Supplies and Materials	3000 Vocational and Technical Programs	001024 East Mountain High School	0000 No Job Class		\$1,000.00	\$1,000.00	
						Sub Total	\$12,103.00		
						Indirect Cost			
						DOC. TOTAL	\$12,103.00		

**Justification:**

Budgeting of allocation based on award letter received from Albuquerque Public Schools.

Compliance with Sections 10-15-1 and 22-8-12, NMSA, 1978 Compilation:

A. The requested budget/changes were authorized at a scheduled Board of Education or Governance Council meeting open to the public on:

B. Justification for the transfer: Explanation such as "underbudgeted", "insufficient budget", or "needed to close out Project" ARE NOT ACCEPTABLE. Attach additional sheets if necessary.

ALL TRANSFER BARS MUST NET OUT TO ZERO ON THE DOC. TOTAL LINE.

# East Mountain High School

## Account Summary Report - Revenues

Cycle: FY2025; Begin Date: 07/01/2024; End Date: 01/31/2025; Account Type: Revenue; Subtotal Elements: [None]; Account Expression: [All]; Subtotal By Account Type: No; Include Unposted Transactions: Yes; Created On: 2/6/2025 5:58:43 PM

Description	Budget (YTD)	Actual (YTD)	Available (YTD)
Fees – Activities	\$ 53,000.00	\$ 37,544.48	\$ 15,455.52
Refund of Prior Year's Expenditures	\$ -	\$ 2,535.08	\$ (2,535.08)
State Equalization Guarantee	\$ 5,741,081.46	\$ 3,348,964.22	\$ 2,392,117.24
USDA Food Reimbursement	\$ -	\$ 19,945.60	\$ (19,945.60)
Universal Free Meals	\$ 5,000.00	\$ 46,289.73	\$ (41,289.73)
Fees – Activities	\$ 140,000.00	\$ 93,817.49	\$ 46,182.51
IDEA-B	\$ 64,025.00	\$ 11,801.83	\$ 52,223.17
Title III	\$ 100.00	\$ -	\$ 100.00
Title II	\$ 25,459.00	\$ -	\$ 25,459.00
ESSER III	\$ 77,542.00	\$ 77,541.80	\$ 0.20
GO Bonds Student Library Fund	\$ 7,270.00	\$ -	\$ 7,270.00
Kitchen Infrastructure Grant	\$ 506,000.00	\$ -	\$ 506,000.00
PSCOC Lease Reimbursement	\$ 326,648.00	\$ 163,324.00	\$ 163,324.00
Special Capital Outlay CY	\$ 220,000.00	\$ -	\$ 220,000.00
Special Capital Outlay PY	\$ 397,980.00	\$ -	\$ 397,980.00
HB-33	\$ 380,267.00	\$ 241,049.30	\$ 139,217.70
SB-9 Local	\$ 192,952.00	\$ 121,827.94	\$ 71,124.06
<b>Total Revenues</b>	<b>\$ 8,137,324.46</b>	<b>\$ 4,164,641.47</b>	<b>\$ 3,972,682.99</b>

# East Mountain High School

## Account Summary Report - Expenditures

Cycle: FY2025; Begin Date: 07/01/2024; End Date: 01/31/2025; Account Type: Expenditure; Subtotal Elements: Fund,Function; Account Expression: [All]; Subtotal By Account Type: No; Include Unposted Transactions: Yes; Created On: 2/6/2025 6:05:17 PM

Description	Budget (YTD)	Actual (YTD)	Encumbrance	Available (YTD)
<b>Fund 11000 - Operational SEG</b>				
Function 1000 - Instruction	\$4,069,242.00	\$2,029,883.90	\$1,884,965.53	\$154,392.57
Function 2100 - Support Services-Students	\$779,005.00	\$345,417.72	\$375,417.49	\$58,169.79
Function 2200 - Support Services-Instruction	\$48,214.00	\$27,166.30	\$14,332.49	\$6,715.21
Function 2300 - Support Services-General Administration	\$366,743.00	\$151,067.17	\$87,469.11	\$128,206.72
Function 2400 - Support Services-School Administration	\$362,855.38	\$200,459.54	\$165,719.04	(\$3,323.20)
Function 2500 - Central Services	\$321,638.00	\$179,843.45	\$158,915.14	(\$17,120.59)
Function 2600 - Operation & Maintenance of Plant	\$412,428.00	\$288,150.88	\$149,706.40	(\$25,429.28)
Function 2700 - Student Transportation	\$29,920.00	\$13,524.53	\$8,031.92	\$8,363.55
Function 2900 - Other Support Services	\$40,458.08	\$0.00	\$0.00	\$40,458.08
<b>Fund 11000 - Operational</b>	<b>\$6,430,503.46</b>	<b>\$3,235,513.49</b>	<b>\$2,844,557.12</b>	<b>\$350,432.85</b>
<b>Fund 21000 - Food Services</b>				
Function 3100 - Food Services Operations	\$0.00	\$136,511.84	\$288,488.16	(\$425,000.00)
<b>Total Fund 21000 - Food Services</b>	<b>\$0.00</b>	<b>\$136,511.84</b>	<b>\$288,488.16</b>	<b>(\$425,000.00)</b>
<b>Fund 21100 - Universal Free Meals</b>				
Function 3100 - Food Services Operations	\$5,000.00	\$0.00	\$0.00	\$5,000.00
<b>Total Fund 21100 - Universal Free Meals</b>	<b>\$5,000.00</b>	<b>\$0.00</b>	<b>\$0.00</b>	<b>\$5,000.00</b>
<b>Fund 23000 - Activity Fund</b>				
Function 1000 - Instruction	\$147,545.00	\$56,212.14	\$23,174.68	\$68,158.18
<b>Total Fund 23000 - Non-Instructional Support</b>	<b>\$147,545.00</b>	<b>\$56,212.14</b>	<b>\$23,174.68</b>	<b>\$68,158.18</b>
<b>Fund 24106 - IDEA-B</b>				
Function 1000 - Instruction	\$64,025.00	\$17,783.83	\$24,676.43	\$21,564.74
<b>Total Fund 24106 - IDEA-B</b>	<b>\$64,025.00</b>	<b>\$17,783.83</b>	<b>\$24,676.43</b>	<b>\$21,564.74</b>
<b>Fund 24153 - Title III</b>				
Function 1000 - Instruction	\$0.00	\$15,000.00	\$0.00	(\$15,000.00)
<b>Total Fund 24153 - Title III</b>	<b>\$0.00</b>	<b>\$15,000.00</b>	<b>\$0.00</b>	<b>(\$15,000.00)</b>
<b>Fund 24146 - CSP Grant</b>				
Function 1000 - Instruction	\$100.00	\$0.00	\$0.00	\$100.00
<b>Total Fund 24146 - CSP Grant</b>	<b>\$100.00</b>	<b>\$0.00</b>	<b>\$0.00</b>	<b>\$100.00</b>
<b>Fund 24154 - Title II</b>				
Function 2200 - Support Services-Instruction	\$25,459.00	\$1,219.84	\$0.00	\$24,239.16
<b>Total Fund 24154 - Title II</b>	<b>\$25,459.00</b>	<b>\$1,219.84</b>	<b>\$0.00</b>	<b>\$24,239.16</b>
<b>Fund 24330 - ESSER III</b>				
Function 2100 - Support Services-Students	\$38,938.00	\$38,938.00	\$0.00	\$0.00
Function 2300 - Support Services-General Administration	\$10,760.00	\$10,759.80	\$0.00	\$0.20
Function 2400 - Support Services-School Administration	\$27,844.00	\$27,844.00	\$0.00	\$0.00
<b>Total Fund 24330 - ESSER III</b>	<b>\$77,542.00</b>	<b>\$77,541.80</b>	<b>\$0.00</b>	<b>\$0.20</b>
<b>Fund 27107 - GO Bonds School Library</b>				
Function 2200 - Support Services-Instruction	\$7,270.00	\$0.00	\$0.00	\$7,270.00
<b>Total Fund 27107 - GO Bonds School Library</b>	<b>\$7,270.00</b>	<b>\$0.00</b>	<b>\$0.00</b>	<b>\$7,270.00</b>
<b>Fund 28221 - Public School Kitchen Infrastructure</b>				
Function 2600 - Operation & Maintenance of Plant	\$0.00	\$47,257.39	\$0.00	(\$47,257.39)
Function 3100 - Food Services Operations	\$506,000.00	\$2,783.17	\$6,862.11	\$496,354.72
Function 4000 - Capital Outlay	\$0.00	\$144,708.30	\$366,325.35	(\$511,033.65)
<b>Total Fund 28221 - Public School Kitchen Infrastructure</b>	<b>\$506,000.00</b>	<b>\$194,748.86</b>	<b>\$373,187.46</b>	<b>(\$61,936.32)</b>
<b>Fund 31200 - PSCOC Lease Reimbursement</b>				
Function 4000 - Capital Outlay	\$326,648.00	\$130,547.96	\$196,100.04	\$0.00
<b>Total Fund 31200 - PSCOC Lease Reimbursement</b>	<b>\$326,648.00</b>	<b>\$130,547.96</b>	<b>\$196,100.04</b>	<b>\$0.00</b>

# East Mountain High School

## Account Summary Report - Expenditures

Cycle: FY2025; Begin Date: 07/01/2024; End Date: 01/31/2025; Account Type: Expenditure; Subtotal Elements: Fund,Function; Account Expression: [All]; Subtotal By Account Type: No; Include Unposted Transactions: Yes; Created On: 2/6/2025 6:05:17 PM

Description	Budget (YTD)	Actual (YTD)	Encumbrance	Available (YTD)
<b>Fund 31400 - Special Capital Outlay</b>				
Function 4000 - Capital Outlay	\$617,980.00	\$25,427.00	\$0.00	\$592,553.00
<b>Total Fund 31400 - Special Capital Outlay-State</b>	<b>\$617,980.00</b>	<b>\$25,427.00</b>	<b>\$0.00</b>	<b>\$592,553.00</b>
<b>Fund 31600 - HB-33</b>				
Function 2300 - Support Services-General Administration	\$7,500.00	\$2,410.55	\$0.00	\$5,089.45
Function 4000 - Capital Outlay	\$1,188,149.00	\$325,939.81	\$74,054.86	\$788,154.33
<b>Total Fund 31600 - HB-33</b>	<b>\$1,195,649.00</b>	<b>\$328,350.36</b>	<b>\$74,054.86</b>	<b>\$793,243.78</b>
<b>Fund 31701 - SB-9 Local</b>				
Function 2300 - Support Services-General Administration	\$0.00	\$1,218.29	\$0.00	(\$1,218.29)
Function 4000 - Capital Outlay	\$548,240.00	\$12,230.96	\$5,285.14	\$530,723.90
<b>Total Fund 31701 - SB-9 Local</b>	<b>\$548,240.00</b>	<b>\$13,449.25</b>	<b>\$5,285.14</b>	<b>\$529,505.61</b>
<b>Fund 31703 - SB-9 State Match</b>				
Function 4000 - Capital Outlay	\$50,701.55	\$39,850.22	\$5,587.74	\$5,263.59
<b>Total Fund 31703 - SB-9 State Match</b>	<b>\$50,701.55</b>	<b>\$39,850.22</b>	<b>\$5,587.74</b>	<b>\$5,263.59</b>
<b>Total Expenditures</b>	<b>\$10,002,663.01</b>	<b>\$4,272,156.59</b>	<b>\$3,835,111.63</b>	<b>\$1,895,394.79</b>

# East Mountain High School

## Check Register

Bank: [All]; Bank Account: [All]; Begin Date: 01/01/2025; End Date: 01/31/2025; Status: Non-Void; Created On: 2/7/2025 12:02:21 AM

Bank					
Wells Fargo					
Date	Number	Type	Payee/From	Deposit	Withdrawal
1/2/2025		Payroll Liability Check	Health Compass		\$3,744.84
1/2/2025		Payroll Liability Check	Internal Revenue Service		\$30,925.26
1/6/2025		Payroll Liability Check	AFLAC		\$1,016.68
1/6/2025	01-001	Cash Receipt	Refund	\$31.56	
1/7/2025		Payroll Liability Check	NM Public Schools Insurance Authority		\$40,808.08
1/7/2025		Payroll Liability Check	NM Retiree Health Care Authority		\$8,943.97
1/7/2025	01-002	Cash Receipt	Soccer and Robotics Donation	\$1,330.00	
1/7/2025	13814	AP Warrant	Tammy Abts		\$540.00
1/7/2025	13815	AP Warrant	AJF Enterprises, Inc.		\$2,262.47
1/7/2025	13816	AP Warrant	B & D Industries, Inc.		\$210.25
1/7/2025	13817	AP Warrant	Mark D Benson		\$225.00
1/7/2025	13818	AP Warrant	CamNet, Inc.		\$159.49
1/7/2025	13819	AP Warrant	Cooperative Educational Svcs		\$157.31
1/7/2025	13820	AP Warrant	Good Times T-Shirt Company LLC		\$1,140.62
1/7/2025	13821	AP Warrant	Hypertec USA, Inc.		\$5,545.80
1/7/2025	13822	AP Warrant	ItsQuest, Inc		\$660.21
1/7/2025	13823	AP Warrant	Millea, Amanda F		\$225.81
1/7/2025	13824	AP Warrant	Nee, Adelynn J		\$168.83
1/7/2025	13825	AP Warrant	Nee, Mary Charlotte		\$223.82
1/7/2025	13826	AP Warrant	Full Contact Sports Photography		\$156.00
1/8/2025	01-003	Cash Receipt	USDA November 2024	\$3,751.82	
1/9/2025	01-004	Cash Receipt	Huddle Tickets	\$100.00	
1/9/2025	01-005	Cash Receipt	Q1 & Q2 Lease Reimbursement	\$163,324.00	
1/10/2025	01-006	Cash Receipt	Model UN; Speech & Debate Tournament; Boys/Girls Bball Senior Banner	\$565.00	
1/13/2025	01-007	Cash Receipt	SEG - January 2024	\$478,423.46	
1/14/2025		Payroll Liability Check	Health Compass		\$3,565.00
1/14/2025		Payroll Liability Check	NM Educational Retirement Board		\$86,010.55
1/14/2025		Payroll Liability Check	Wells Fargo Bank, N.A.		\$103,267.11
1/14/2025	01-008	Cash Receipt	RevTrak; Support Fee	\$39.24	
1/14/2025	01-009	Cash Receipt	Basketball Ticket Sales; Concessions	\$812.00	
1/15/2025	01-010	Cash Receipt	G Basketball; Baseball Player Package	\$496.40	
1/15/2025	01-011	Cash Receipt	USDA November 2024 - State	\$8,126.10	
1/16/2025	01-012	Cash Receipt	Huddle Tickets	\$549.50	
1/16/2025	01-013	Cash Receipt	SandCo HB-33 December 2024	\$3,828.03	
1/16/2025	01-014	Cash Receipt	Baseball Player Package; G Basketball ; IDEA-B; Vending Machine	\$4,982.53	
1/16/2025	13827	AP Warrant	AAA Organic Pest Control, Inc.		\$138.04
1/16/2025	13828	AP Warrant	New Mexico Charter School Education Services		\$8,385.78
1/16/2025	13829	AP Warrant	Albq. Basketball Officials' Assn.		\$7,856.52
1/16/2025	13830	AP Warrant	Awards, Etc.		\$1,609.42
1/16/2025	13831	AP Warrant	Brady Industries Inc		\$4,388.24
1/16/2025	13832	AP Warrant	CamNet, Inc.		\$4,679.02
1/16/2025	13833	AP Warrant	Canon Financial Services, Inc.		\$3,284.27
1/16/2025	13834	AP Warrant	Century Link		\$391.34
1/16/2025	13835	AP Warrant	Coffetime Bottled Water & Coffee Service, LLC		\$156.54
1/16/2025	13836	AP Warrant	Cooperative Educational Svcs		\$37,242.81
1/16/2025	13838	AP Warrant	DEMCO		\$139.00
1/16/2025	13839	AP Warrant	Peter Defries Corp DBA Dion's Pizza		\$147.50
1/16/2025	13840	AP Warrant	Emerald Commercial Cleaning		\$1,940.05
1/16/2025	13841	AP Warrant	Entranosa Water & Wastewater Assoc.		\$287.42
1/16/2025	13842	AP Warrant	Gardenswartz Team Sales		\$6,093.00
1/16/2025	13843	AP Warrant	Home Depot #3501		\$368.54
1/16/2025	13844	AP Warrant	ItsQuest, Inc		\$110.04

# East Mountain High School

## Check Register

Bank: [All]; Bank Account: [All]; Begin Date: 01/01/2025; End Date: 01/31/2025; Status: Non-Void; Created On: 2/7/2025 12:02:21 AM

Bank					
Wells Fargo					
Date	Number	Type	Payee/From	Deposit	Withdrawal
1/16/2025	13845	AP Warrant	Jones School Supply		\$33.88
1/16/2025	13846	AP Warrant	Moss Adams LLP		\$3,896.03
1/16/2025	13847	AP Warrant	Nicole Santora		\$1,250.00
1/16/2025	13848	AP Warrant	NM Gas Company, Inc.		\$1,272.95
1/16/2025	13849	AP Warrant	Petersen Landscaping LLC		\$1,042.68
1/16/2025	13850	AP Warrant	Piedra Vista High School		\$250.00
1/16/2025	13851	AP Warrant	Unite Private Networks, LLC		\$1,720.42
1/16/2025	13852	AP Warrant	Staples		\$1,475.43
1/16/2025	13853	AP Warrant	Scenario Learning, LLC		\$1,907.87
1/16/2025	13854	AP Warrant	Waste Management of New Mexico, Inc.		\$775.47
1/16/2025	13855	AP Warrant	Yellowstone Landscape		\$1,474.68
1/16/2025	13856	Payroll Liability Check	ING ReliaStar Life Ins Co		\$2,605.00
1/16/2025	13857	Payroll Liability Check	Matrix Trust Company		\$3,384.99
1/16/2025	13858	Payroll Liability Check	Security Benefit		\$1,950.00
1/16/2025	13859	Payroll Liability Check	United Way of Central New Mexico		\$45.00
1/17/2025		Payroll Liability Check	Pre-paid Legal Services, Inc.		\$170.45
1/17/2025	01-015	Cash Receipt	Model UN; Baseball Player Pkg	\$563.40	
1/17/2025	13860	AP Warrant	B & D Industries, Inc.		\$57,530.05
1/17/2025	13861	AP Warrant	SDV Construction Inc		\$25,427.00
1/21/2025		Payroll Liability Check	Health Compass		\$594.62
1/21/2025		Payroll Liability Check	Internal Revenue Service		\$29,017.56
1/21/2025	01-016	Cash Receipt	Baseball Player Pkg; STUCO Winter Formal	\$949.40	
1/21/2025	01-017	Cash Receipt	BernCo - HB-33 & SB-9 December 2024	\$213,747.07	
1/22/2025	01-018	Cash Receipt	RevTrak; Support Fee	\$73.57	
1/22/2025	01-019	Cash Receipt	Drama; Basketball Ticket; Baseball Player Pkg; STUCO	\$1,721.00	
1/22/2025	01-020	Cash Receipt	SandCo SB-9 December 2024	\$1,971.28	
1/23/2025	01-021	Cash Receipt	Huddle Tickets	\$248.00	
1/23/2025	01-022	Cash Receipt	Stucco; Concession and Tickets	\$609.60	
1/24/2025		Payroll Liability Check	New Mexico Taxation and Revenue Department		\$7,849.15
1/24/2025	01-023	Cash Receipt	Drama Tickets; G Basketball Fee; STUCO	\$230.00	
1/24/2025	01-024	Cash Receipt	Robotics Donation; Baseball Player Pkg	\$3,141.60	
1/27/2025	00070968	Journal Entry	BMO P-Card expenditures on 1/5/25 Statement.		\$13,523.24
1/27/2025	01-025	Cash Receipt	Drama Trip; Baseball Player Pkg; STUCO	\$480.00	
1/28/2025	01-026	Cash Receipt	Softball Jersey; STUCO; Boys Basketball Concession	\$528.00	
1/29/2025		Payroll Liability Check	NM Taxation and Revenue (WC)		\$236.50
1/30/2025		Payroll Liability Check	NM State Department of Labor		\$650.14
1/30/2025		Payroll Liability Check	Wells Fargo Bank, N.A.		\$98,974.83
1/30/2025		AP Warrant	WEX Bank		\$160.02
1/30/2025	01-027	Cash Receipt	Baseball Player Pkg; STUCO	\$509.40	
1/30/2025	01-028	Cash Receipt	Huddle Tickets	\$633.50	
1/30/2025	13862	AP Warrant	NM Charter School Education Services Association		\$49.82
1/30/2025	13863	AP Warrant	AJF Enterprises, Inc.		\$1,571.27
1/30/2025	13864	AP Warrant	Amazon.com		\$1,277.98
1/30/2025	13865	AP Warrant	B & D Industries, Inc.		\$8,126.10
1/30/2025	13866	AP Warrant	Bernalillo County Treasurer's Office		\$1,147.07
1/30/2025	13867	AP Warrant	Trudy A. Candelaria		\$3,620.99
1/30/2025	13868	AP Warrant	Carolina Biological Supply		\$153.73
1/30/2025	13869	AP Warrant	Cornivore Popcorn Company		\$1,102.50
1/30/2025	13870	AP Warrant	Cowboys for Cancer Research		\$2,000.00
1/30/2025	13871	AP Warrant	East Mountain Flooring		\$500.00
1/30/2025	13872	AP Warrant	English Expo New Mexico, Inc.		\$120.00
1/30/2025	13873	AP Warrant	Estancia High School Athletics		\$100.00

# East Mountain High School

## Check Register

Bank: [All]; Bank Account: [All]; Begin Date: 01/01/2025; End Date: 01/31/2025; Status: Non-Void; Created On: 2/7/2025 12:02:21 AM

Bank					
Wells Fargo					
Date	Number	Type	Payee/From	Deposit	Withdrawal
1/30/2025	13874	AP Warrant	Genuine Food Lab. LLC		\$21,883.32
1/30/2025	13875	AP Warrant	George Trujillo		\$217.40
1/30/2025	13876	AP Warrant	ItsQuest, Inc		\$2,860.93
1/30/2025	13877	AP Warrant	Komensky, Joseph J		\$21.78
1/30/2025	13878	AP Warrant	Los Lunas Schools		\$250.00
1/30/2025	13879	AP Warrant	Millennium Communications		\$897.38
1/30/2025	13880	AP Warrant	Miranda, Margaret		\$227.40
1/30/2025	13881	AP Warrant	Nee, Adelynn J		\$239.83
1/30/2025	13882	AP Warrant	Oord, Colton		\$1,693.84
1/30/2025	13883	AP Warrant	Piedra Vista High School		\$250.00
1/30/2025	13884	AP Warrant	Robotics Education & Competition Foundation		\$154.00
1/30/2025	13885	AP Warrant	Ryan Santillanes		\$73.35
1/30/2025	13886	AP Warrant	Smith, James E		\$6,451.35
1/30/2025	13887	AP Warrant	Staples, Inc.		\$2,880.45
1/30/2025	13888	AP Warrant	VEX Robotics, Inc.		\$32.27
1/30/2025	13889	AP Warrant	CheckBox Pro, LLC		\$720.00
1/30/2025	13890	Payroll Liability Check	ING ReliaStar Life Ins Co		\$935.00
1/30/2025	13891	Payroll Liability Check	Matrix Trust Company		\$1,328.33
1/30/2025	13892	Payroll Liability Check	Security Benefit		\$650.00
1/30/2025	13893	Payroll Liability Check	United Way of Central New Mexico		\$15.00
<b>Grand Total</b>				<b>\$891,765.46</b>	<b>\$685,943.68</b>

# East Mountain High School

## Outstanding POs Report

Accounting Cycle: FY2025; PO Type: [All]; Vendor: [All]; Purchase Order: [All]; Account Expression: [All]; Include Tax and Shipping: Yes; Include Closed POs: No; Show Detail: No; Created On: 2/7/2025 12:08:51 AM

PO Number	Type	Vendor Name	Date Issued	Days Outstanding	PO Amount	Invoiced Amount	Unencumbered Amount	Remaining Encumbrance
250003-1	Dollar	B & D Industries, Inc.	9/23/2024	137	\$67,000.00	\$24,398.96	\$24,398.96	\$42,601.04
250005-1-1	Dollar	Cooperative Educational Svcs	1/15/2025	23	\$75,199.26	\$36,613.45	\$36,613.45	\$38,585.81
250009	Regular	BSN Sports LLC	7/1/2024	221	\$7,668.00	\$0.00	\$0.00	\$7,668.00
250011	Dollar	Brain and Behavioral Associates, PC	7/1/2024	221	\$2,152.50	\$0.00	\$0.00	\$2,152.50
250015	Dollar	AAA Organic Pest Control, Inc.	7/1/2024	221	\$1,800.00	\$723.74	\$612.24	\$1,187.76
250016	Dollar	Awards, Etc.	7/1/2024	221	\$2,300.00	\$678.00	\$678.00	\$1,622.00
250019	Dollar	Amazon.com	7/19/2024	203	\$3,000.00	\$473.83	\$466.84	\$2,533.16
250020-1	Dollar	Amazon.com	1/16/2025	22	\$2,901.72	\$1,373.97	\$1,277.98	\$1,623.74
250023	Dollar	Awards, Etc.	7/19/2024	203	\$3,800.00	\$1,167.66	\$1,167.66	\$2,632.34
250024	Regular	Bernalillo County	7/19/2024	203	\$50.00	\$0.00	\$0.00	\$50.00
250025	Dollar	Canon Financial Services, Inc.	7/19/2024	203	\$18,310.72	\$7,205.21	\$7,205.21	\$11,105.51
250026	Dollar	AJF Enterprises, Inc.	7/19/2024	203	\$39,000.00	\$19,180.16	\$16,923.97	\$22,076.03
250027-1	Dollar	Fire Safety Industries	7/19/2024	203	\$800.00	\$0.00	\$0.00	\$800.00
250029	Dollar	Bernalillo County Treasurer's Office	7/19/2024	203	\$10,000.00	\$7,441.82	\$7,441.82	\$2,558.18
250030	Dollar	CamNet, Inc.	7/19/2024	203	\$55,320.00	\$30,837.64	\$24,846.51	\$30,473.49
250031	Dollar	Century Link	7/19/2024	203	\$5,000.00	\$2,384.39	\$2,384.39	\$2,615.61
250032	Dollar	Entranosa Water & Wastewater Assoc.	7/19/2024	203	\$10,000.00	\$4,172.59	\$3,922.77	\$6,077.23
250033	Dollar	BC Technologies Co	7/19/2024	203	\$3,000.00	\$1,475.00	\$1,475.00	\$1,525.00
250035	Dollar	George Trujillo	7/19/2024	203	\$500.00	\$432.87	\$432.87	\$67.13
250037-1	Dollar	BSN Sports LLC	1/16/2025	22	\$2,871.00	\$0.00	\$0.00	\$2,871.00
250038-1	Dollar	First Impression, Inc.	7/19/2024	203	\$2,500.00	\$2,045.00	\$2,045.00	\$455.00
250039-1	Dollar	ItsQuest, Inc	10/21/2024	109	\$40,263.16	\$20,356.56	\$18,596.00	\$21,667.16
250040	Dollar	Home Depot #3501	7/19/2024	203	\$2,000.00	\$668.62	\$668.62	\$1,331.38
250041	Dollar	Coffetime Bottled Water & Coffee Service, LLC	7/19/2024	203	\$2,000.00	\$1,155.07	\$1,012.09	\$987.91
250042	Dollar	Millennium Communications	7/19/2024	203	\$2,450.00	\$0.00	\$0.00	\$2,450.00
250044	Dollar	Jostens	7/19/2024	203	\$5,000.00	\$0.00	\$0.00	\$5,000.00
250045	Dollar	Home Security Systems, LLC	7/19/2024	203	\$2,700.00	\$154.98	\$154.98	\$2,545.02
250046	Dollar	NAPA Auto Parts	7/19/2024	203	\$1,000.00	\$77.26	\$77.26	\$922.74
250048	Dollar	Cuddy & McCarthy LLP	7/19/2024	203	\$20,000.00	\$10,384.94	\$10,384.94	\$9,615.06
250049	Dollar	NM Gas Company, Inc.	7/19/2024	203	\$12,000.00	\$3,684.36	\$2,081.74	\$9,918.26
250050	Dollar	PNM Electric	7/19/2024	203	\$35,000.00	\$21,306.02	\$19,472.93	\$15,527.07
250051-1	Dollar	Tillery Chevrolet	11/15/2024	84	\$478.92	\$400.06	\$79.74	\$399.18
250052	Dollar	T-Mobile USA Inc.	7/19/2024	203	\$1,900.00	\$0.00	\$0.00	\$1,900.00
250053-1	Dollar	Verizon Wireless	7/29/2024	193	\$4,750.00	\$3,047.79	\$3,047.79	\$1,702.21
250054	Dollar	Waste Management of New Mexico, Inc.	7/19/2024	203	\$9,775.00	\$4,849.90	\$4,676.32	\$5,098.68
250055	Dollar	WEX Bank	7/19/2024	203	\$5,000.00	\$2,542.46	\$2,542.46	\$2,457.54
250057	Dollar	Abba Technology	7/19/2024	203	\$2,904.69	\$0.00	\$0.00	\$2,904.69

# East Mountain High School

## Outstanding POs Report

Accounting Cycle: FY2025; PO Type: [All]; Vendor: [All]; Purchase Order: [All]; Account Expression: [All]; Include Tax and Shipping: Yes; Include Closed POs: No; Show Detail: No; Created On: 2/7/2025 12:08:51 AM

PO Number	Type	Vendor Name	Date Issued	Days Outstanding	PO Amount	Invoiced Amount	Unencumbered Amount	Remaining Encumbrance
250058	Dollar	Zoom Video Communicaitons, Inc.	7/19/2024	203	\$1,500.00	\$1,358.34	\$1,358.34	\$141.66
250059	Regular	Moriarty-Edgewood School District	7/1/2024	221	\$200.00	\$0.00	\$0.00	\$200.00
250060	Dollar	Yellowstone Landscape	7/19/2024	203	\$17,834.16	\$9,925.99	\$7,288.01	\$10,546.15
250061	Dollar	NMASBO	7/19/2024	203	\$1,000.00	\$0.00	\$0.00	\$1,000.00
250062	Dollar	Raptor Technologies, LLC	7/19/2024	203	\$620.00	\$0.00	\$0.00	\$620.00
250064	Dollar	SMPC Architects	7/19/2024	203	\$20,000.00	\$0.00	\$0.00	\$20,000.00
250065	Dollar	Edgenuity Inc.	7/19/2024	203	\$8,500.00	\$0.00	\$0.00	\$8,500.00
250067	Dollar	Staples	7/19/2024	203	\$3,000.00	\$2,234.13	\$1,610.31	\$1,389.69
250068	Dollar	Deeloh Technologies, Inc.	7/19/2024	203	\$1,000.00	\$0.00	\$0.00	\$1,000.00
250069	Dollar	Janison Education, Inc	7/19/2024	203	\$5,000.00	\$0.00	\$0.00	\$5,000.00
250070	Dollar	B & D Industries, Inc.	7/19/2024	203	\$3,000.00	\$2,765.36	\$2,555.11	\$444.89
250072	Dollar	Severin Intermediate Holdings, LLC	7/19/2024	203	\$7,040.00	\$0.00	\$0.00	\$7,040.00
250073-1	Regular	Powerschool	7/19/2024	203	\$7,826.65	\$5,058.10	\$5,068.15	\$2,758.50
250076	Regular	NM Activities Association	7/19/2024	203	\$6,000.00	\$0.00	\$0.00	\$6,000.00
250081	Dollar	Tammy Abts	7/19/2024	203	\$3,500.00	\$1,620.00	\$1,620.00	\$1,880.00
250082	Regular	Agile Sports Technologies, Inc.	7/19/2024	203	\$8,494.99	\$0.00	\$0.00	\$8,494.99
250083	Dollar	B & D Industries, Inc.	7/19/2024	203	\$1,826.68	\$926.49	\$926.49	\$900.19
250084	Dollar	Cedar Crest Tire	7/19/2024	203	\$750.00	\$84.95	\$84.95	\$665.05
250085	Regular	Bosque School - District 5 AAA	7/19/2024	203	\$400.00	\$0.00	\$0.00	\$400.00
250087-1	Dollar	Central New Mexico Pumping, Inc.	7/19/2024	203	\$2,000.00	\$712.38	\$0.00	\$2,000.00
250088	Regular	NM H.S. Coaches Association	7/19/2024	203	\$2,000.00	\$0.00	\$0.00	\$2,000.00
250091	Dollar	Los Altos Golf Course	7/19/2024	203	\$2,000.00	\$0.00	\$0.00	\$2,000.00
250092	Dollar	Full Contact Sports Photography	7/19/2024	203	\$1,000.00	\$548.90	\$1,000.00	\$0.00
250092-1	Dollar	Full Contact Sports Photography	7/19/2024	203	\$1,000.00	\$0.00	\$0.00	\$1,000.00
250093	Regular	Albuquerque Softball Officials Assoc	7/19/2024	203	\$3,500.00	\$0.00	\$0.00	\$3,500.00
250094	Dollar	Central NM Baseball Umpires Association	7/19/2024	203	\$5,000.00	\$0.00	\$0.00	\$5,000.00
250095	Dollar	BMO	7/19/2024	203	\$500.00	\$0.00	\$0.00	\$500.00
250096-1	Dollar	U.S. Postal Service	7/23/2024	199	\$966.00	\$631.00	\$631.00	\$335.00
250099	Dollar	ASM Global - Albuquerque Convention Center	7/19/2024	203	\$9,000.00	\$7,047.28	\$7,047.28	\$1,952.72
250100	Regular	Moriarty-Edgewood School District	7/19/2024	203	\$200.00	\$0.00	\$0.00	\$200.00
250101	Dollar	B & D Industries, Inc.	7/19/2024	203	\$10,496.76	\$7,868.82	\$7,868.82	\$2,627.94
250102	Dollar	B & D Industries, Inc.	7/19/2024	203	\$8,600.00	\$4,566.06	\$4,566.06	\$4,033.94
250104-2	Dollar	BMO	7/22/2024	200	\$1,133.53	\$0.00	\$0.00	\$1,133.53
250105	Dollar	Panoptic Clean, LLC	7/25/2024	197	\$8,500.00	\$238.28	\$238.28	\$8,261.72
250106-1	Dollar	BMO	11/6/2024	93	\$1,257.11	\$0.00	\$0.00	\$1,257.11
250110	Dollar	BMO	7/25/2024	197	\$1,300.00	\$0.00	\$0.00	\$1,300.00
250112	Dollar	Trudy A. Candelaria	7/30/2024	192	\$34,500.00	\$13,809.15	\$13,809.15	\$20,690.85

# East Mountain High School

## Outstanding POs Report

Accounting Cycle: FY2025; PO Type: [All]; Vendor: [All]; Purchase Order: [All]; Account Expression: [All]; Include Tax and Shipping: Yes; Include Closed POs: No; Show Detail: No; Created On: 2/7/2025 12:08:51 AM

PO Number	Type	Vendor Name	Date Issued	Days Outstanding	PO Amount	Invoiced Amount	Unencumbered Amount	Remaining Encumbrance
250113	Regular	BMO	7/30/2024	192	\$1,840.30	\$0.00	\$0.00	\$1,840.30
250114	Dollar	BMO	7/30/2024	192	\$411.26	\$0.00	\$0.00	\$411.26
250115	Dollar	Cooperative Educational Svcs	7/30/2024	192	\$7,792.29	\$3,650.30	\$2,125.17	\$5,667.12
250116-1	Dollar	Robyn Mass	9/30/2024	130	\$16,000.00	\$4,481.11	\$4,481.11	\$11,518.89
250119	Dollar	Unite Private Networks, LLC	7/19/2024	203	\$9,500.00	\$5,348.44	\$5,348.44	\$4,151.56
250120-1	Regular	EMHS Foundation	1/14/2025	24	\$196,100.04	\$65,366.68	\$65,366.68	\$130,733.36
250122	Regular	Simply Design	8/5/2024	186	\$753.38	\$0.00	\$0.00	\$753.38
250124	Dollar	NM Charter School Education Services	7/1/2024	221	\$100,629.38	\$41,928.90	\$33,543.12	\$67,086.26
250125-1	Regular	BMO	8/6/2024	185	\$2,919.50	\$0.00	\$0.00	\$2,919.50
250133	Regular	Herrera Coaches, Inc.	8/14/2024	177	\$1,629.18	\$0.00	\$0.00	\$1,629.18
250135	Regular	Amazon.com	8/14/2024	177	\$232.65	\$112.86	\$117.55	\$115.10
250136	Dollar	BMO	8/15/2024	176	\$2,716.00	\$0.00	\$0.00	\$2,716.00
250137	Dollar	Amazon.com	8/15/2024	176	\$262.00	\$258.36	\$244.38	\$17.62
250138	Regular	Medify Air LLC	8/15/2024	176	\$5,005.66	\$5,005.60	\$2,642.83	\$2,362.83
250149	Dollar	Amazon.com	8/21/2024	170	\$319.21	\$293.33	\$293.21	\$26.00
250150	Regular	CamNet, Inc.	8/22/2024	169	\$2,432.33	\$2,260.00	\$2,260.00	\$172.33
250151-1	Dollar	B & D Industries, Inc.	8/22/2024	169	\$1,200.00	\$0.00	\$0.00	\$1,200.00
250152	Dollar	Amazon.com	8/26/2024	165	\$423.79	\$398.55	\$395.91	\$27.88
250155	Dollar	CollegeBoard	8/28/2024	163	\$10,000.00	\$2,086.81	\$2,086.81	\$7,913.19
250156-1	Dollar	BMO	8/28/2024	163	\$940.01	\$0.00	\$0.00	\$940.01
250158	Dollar	ACT Finance	8/28/2024	163	\$2,000.00	\$1,985.70	\$1,985.70	\$14.30
250159	Dollar	ACT	8/28/2024	163	\$2,000.00	\$0.00	\$0.00	\$2,000.00
250166-1	Regular	Staples	8/29/2024	162	\$523.74	\$415.52	\$424.83	\$98.91
250167-2	Regular	BMO	8/29/2024	162	\$1,500.80	\$0.00	\$0.00	\$1,500.80
250170-1	Regular	BMO	9/4/2024	156	\$874.90	\$0.00	\$0.00	\$874.90
250174	Regular	Aztec Municipal Schools District No. 2	9/10/2024	150	\$600.00	\$0.00	\$0.00	\$600.00
250175	Regular	BMO	9/10/2024	150	\$950.00	\$0.00	\$0.00	\$950.00
250178	Regular	EAI Education	9/16/2024	144	\$424.00	\$399.00	\$399.00	\$25.00
250181	Regular	BSN Sports LLC	9/17/2024	143	\$1,893.50	\$1,850.00	\$1,850.00	\$43.50
250182-3	Dollar	Baseball Umpires	12/2/2024	67	\$1,730.00	\$0.00	\$0.00	\$1,730.00
250191-1	Dollar	Amazon.com	9/23/2024	137	\$641.39	\$629.00	\$628.34	\$13.05
250193	Regular	Herff Jones, Inc.	9/24/2024	136	\$900.00	\$47.08	\$0.00	\$900.00
250194	Regular	Cochiti Community Development Corporation	9/23/2024	137	\$220.00	\$208.00	\$200.00	\$20.00
250195	Dollar	Amazon.com	9/24/2024	136	\$274.48	\$273.74	\$273.74	\$0.74
250196	Regular	B & D Industries, Inc.	9/26/2024	134	\$1,941.56	\$0.00	\$0.00	\$1,941.56
250202	Dollar	Lisa Keck	7/1/2024	221	\$300.00	\$36.96	\$36.96	\$263.04
250205	Dollar	Marcia Brenner Associates	10/1/2024	129	\$1,500.00	\$1,470.00	\$1,470.00	\$30.00

# East Mountain High School

## Outstanding POs Report

Accounting Cycle: FY2025; PO Type: [All]; Vendor: [All]; Purchase Order: [All]; Account Expression: [All]; Include Tax and Shipping: Yes; Include Closed POs: No; Show Detail: No; Created On: 2/7/2025 12:08:51 AM

PO Number	Type	Vendor Name	Date Issued	Days Outstanding	PO Amount	Invoiced Amount	Unencumbered Amount	Remaining Encumbrance
250206	Regular	DEMCO	10/1/2024	129	\$98.98	\$139.00	\$98.98	\$0.00
250208	Dollar	Golf Tournaments	10/2/2024	128	\$2,000.00	\$387.00	\$387.00	\$1,613.00
250209-1	Regular	Stamp Smith Inc.	10/3/2024	127	\$195.83	\$181.96	\$181.96	\$13.87
250210	Regular	YMCA of Central New Mexico	10/3/2024	127	\$3,000.00	\$0.00	\$0.00	\$3,000.00
250211	Regular	Los Lunas Schools	10/3/2024	127	\$250.00	\$0.00	\$0.00	\$250.00
250214	Dollar	Monica Christofferson	10/9/2024	121	\$3,300.00	\$3,135.60	\$3,135.60	\$164.40
250217	Regular	Public Charter Schools of New Mexico	10/15/2024	115	\$4,850.00	\$3,950.00	\$1,750.00	\$3,100.00
250218	Regular	National Assoc for College Admission Counseling	10/15/2024	115	\$330.00	\$0.00	\$0.00	\$330.00
250219-1	Dollar	Genuine Food Lab. LLC	10/20/2024	110	\$425,000.00	\$136,511.84	\$136,511.84	\$288,488.16
250223-1	Dollar	Genuine Food Lab. LLC	1/18/2025	20	\$2,742.61	\$0.00	\$0.00	\$2,742.61
250224-1	Dollar	Emerald Commercial Cleaning	12/3/2024	66	\$18,911.58	\$1,940.05	\$1,940.05	\$16,971.53
250226	Regular	Carolina Biological Supply	10/21/2024	109	\$106.90	\$0.00	\$0.00	\$106.90
250228	Regular	BSN Sports LLC	10/30/2024	100	\$1,598.00	\$0.00	\$0.00	\$1,598.00
250230	Regular	Cooperative Educational Service 6	11/1/2024	98	\$4,000.00	\$0.00	\$0.00	\$4,000.00
250234	Regular	LSG and Associates Inc.	11/1/2024	98	\$2,894.81	\$0.00	\$0.00	\$2,894.81
250237	Dollar	Nicole Santora	9/23/2024	137	\$10,000.00	\$5,000.00	\$3,750.00	\$6,250.00
250238	Dollar	Petersen Landscaping LLC	11/12/2024	87	\$5,000.00	\$1,715.50	\$1,715.50	\$3,284.50
250240	Regular	New Mexico Association of Student Councils	11/15/2024	84	\$1,870.00	\$0.00	\$0.00	\$1,870.00
250244	Dollar	Girls Basketball Winter Tournaments	11/18/2024	81	\$1,000.00	\$0.00	\$0.00	\$1,000.00
250246	Dollar	Boys Basketball Winter Tournament Fees	11/18/2024	81	\$1,000.00	\$0.00	\$0.00	\$1,000.00
250247-1	Dollar	Softball Spring Tournament Fees	1/30/2025	8	\$750.00	\$0.00	\$0.00	\$750.00
250248-1	Dollar	Baseball Spring Tournaments	1/30/2025	8	\$750.00	\$0.00	\$0.00	\$750.00
250252	Regular	Cooperative Educational Svcs	11/21/2024	78	\$550.00	\$0.00	\$0.00	\$550.00
250253	Regular	Albq. Basketball Officials' Assn.	11/21/2024	78	\$876.31	\$0.00	\$0.00	\$876.31
250257	Dollar	Gardenswartz Team Sales	12/2/2024	67	\$6,093.00	\$1,480.00	\$1,480.00	\$4,613.00
250264	Dollar	Kellie M Keto Odegard	12/4/2024	65	\$7,650.00	\$0.00	\$0.00	\$7,650.00
250268	Dollar	Cornivore Popcorn Company	12/11/2024	58	\$2,000.00	\$1,102.50	\$1,102.50	\$897.50
250269	Dollar	Brady Industries Inc	12/11/2024	58	\$4,957.37	\$4,203.14	\$4,203.14	\$754.23
250272	Dollar	Mark D Benson	12/16/2024	53	\$1,000.00	\$600.00	\$600.00	\$400.00
250274	Regular	Emerald Commercial Cleaning	12/18/2024	51	\$615.89	\$0.00	\$0.00	\$615.89
250275	Dollar	CheckBox Pro, LLC	1/7/2025	31	\$8,640.00	\$720.00	\$720.00	\$7,920.00
250277	Regular	BMO	1/7/2025	31	\$31.50	\$0.00	\$0.00	\$31.50
250282-1	Regular	BMO	1/15/2025	23	\$1,365.00	\$0.00	\$0.00	\$1,365.00
250283	Regular	Staples, Inc.	1/15/2025	23	\$4,771.14	\$2,362.45	\$2,362.45	\$2,408.69
250286	Regular	Brady Industries Inc	1/21/2025	17	\$422.76	\$270.91	\$0.00	\$422.76
250288	Regular	Robotics Education & Competition Foundation	1/21/2025	17	\$150.00	\$0.00	\$0.00	\$150.00
250289	Regular	SimpliFaster LLC	1/21/2025	17	\$1,494.00	\$0.00	\$0.00	\$1,494.00

# East Mountain High School

## Outstanding POs Report

Accounting Cycle: FY2025; PO Type: [All]; Vendor: [All]; Purchase Order: [All]; Account Expression: [All]; Include Tax and Shipping: Yes; Include Closed POs: No; Show Detail: No; Created On: 2/7/2025 12:08:51 AM

PO Number	Type	Vendor Name	Date Issued	Days Outstanding	PO Amount	Invoiced Amount	Unencumbered Amount	Remaining Encumbrance
250290	Regular	BSN Sports LLC	1/21/2025	17	\$1,287.00	\$0.00	\$0.00	\$1,287.00
250291	Regular	Highland High School	1/21/2025	17	\$266.00	\$266.00	\$0.00	\$266.00
250292	Regular	Follett Content Solutions, LLC	1/21/2025	17	\$43.80	\$0.00	\$0.00	\$43.80
250293	Dollar	Yellowstone Landscape	1/21/2025	17	\$285,138.50	\$0.00	\$0.00	\$285,138.50
250295	Dollar	Amazon.com	1/22/2025	16	\$541.30	\$0.00	\$0.00	\$541.30
250296	Regular	BMO	1/23/2025	15	\$473.99	\$0.00	\$0.00	\$473.99
250297	Regular	B & D Industries, Inc.	1/27/2025	11	\$3,898.23	\$0.00	\$0.00	\$3,898.23
250298	Regular	B & D Industries, Inc.	1/27/2025	11	\$2,173.92	\$1,915.91	\$0.00	\$2,173.92
250299	Regular	Follett Content Solutions, LLC	1/27/2025	11	\$26.64	\$0.00	\$0.00	\$26.64
250300	Regular	Home Security Systems, LLC	1/27/2025	11	\$359.51	\$0.00	\$0.00	\$359.51
250301-1	Dollar	Amazon.com	1/28/2025	10	\$1,214.31	\$0.00	\$0.00	\$1,214.31
250302	Regular	Staples, Inc.	1/29/2025	9	\$3,179.05	\$0.00	\$0.00	\$3,179.05
250303	Regular	BSN Sports LLC	1/24/2025	14	\$103.00	\$0.00	\$0.00	\$103.00
250304	Regular	Gardenswartz Team Sales	1/30/2025	8	\$2,134.92	\$0.00	\$0.00	\$2,134.92
250305	Dollar	Geo-Test, Inc.	1/30/2025	8	\$7,540.46	\$0.00	\$0.00	\$7,540.46
250306	Dollar	Lone Tree Inc.	1/30/2025	8	\$25,480.00	\$0.00	\$0.00	\$25,480.00
250308-1	Regular	Amazon.com	2/4/2025	3	\$200.12	\$0.00	\$0.00	\$200.12
250309	Regular	Staples	2/4/2025	3	\$229.84	\$0.00	\$0.00	\$229.84
250310	Regular	Herrera Coaches, Inc.	2/4/2025	3	\$5,425.00	\$0.00	\$0.00	\$5,425.00
250311	Dollar	B & D Industries, Inc.	2/5/2025	2	\$600.00	\$0.00	\$0.00	\$600.00
<b>Grand Total</b>					<b>\$1,900,803.47</b>	<b>\$573,015.34</b>	<b>\$536,472.29</b>	<b>\$1,364,331.18</b>

**East Mountain High School**

Bank: **Wells Fargo**  
Account Description: **General Operational**  
Statement Date: **January 31, 2025**

Beginning balance per bank	\$	<b>1,775,254.58</b>
Cleared transactions:		
Checks and withdrawals	\$	<b>(649,012.76)</b>
Deposits and credits	\$	891,765.46
Other bank adjustments	\$	-
Ending balance per bank	\$	<b>2,018,007.28</b>
Plus: Outstanding Deposits	\$	-
Plus: Cleared items prior to entry	\$	-
Less: Outstanding checks	\$	<b>(80,937.85)</b>
<b>Balance per GL</b>	\$	<b>1,937,069.43</b>

# East Mountain High School

## Balance Sheet

Cycle: FY2025; Fund Class: [All]; Fund Columns: [All Non-Zero Funds]; Account Expression: [All]; Balance Date: 01/31/2025; Detail: No; Created On: 2/7/2025 12:17:42 AM

Description	11000	21000	21100	23000	24106	24154	24330	28221	31200	31400	31600	31701	31703	Total
11000 - Cash Assets	\$200.00	\$0.00	\$0.00	\$0.00	\$0.00	\$0.00	\$0.00	\$0.00	\$0.00	\$0.00	\$0.00	\$0.00	\$0.00	\$200.00
11020 - WF-Operating	\$952,703.61	(\$116,566.24)	\$46,289.73	\$45,150.22	(\$4,534.25)	(\$1,219.84)	\$46.76	(\$194,748.86)	\$32,776.04	(\$25,427.00)	\$728,081.02	\$463,666.42	\$10,851.82	\$1,937,069.43
13000 - Receivables	\$50.00	\$0.00	\$0.00	\$0.00	\$0.00	\$0.00	\$0.00	\$0.00	\$0.00	\$0.00	\$0.00	\$0.00	\$0.00	\$50.00
<b>Subtotal of Account Type: Asset</b>	<b>\$952,953.61</b>	<b>(\$116,566.24)</b>	<b>\$46,289.73</b>	<b>\$45,150.22</b>	<b>(\$4,534.25)</b>	<b>(\$1,219.84)</b>	<b>\$46.76</b>	<b>(\$194,748.86)</b>	<b>\$32,776.04</b>	<b>(\$25,427.00)</b>	<b>\$728,081.02</b>	<b>\$463,666.42</b>	<b>\$10,851.82</b>	<b>\$1,937,319.43</b>
<b>Subtotal of Account Group: Assets</b>	<b>\$952,953.61</b>	<b>(\$116,566.24)</b>	<b>\$46,289.73</b>	<b>\$45,150.22</b>	<b>(\$4,534.25)</b>	<b>(\$1,219.84)</b>	<b>\$46.76</b>	<b>(\$194,748.86)</b>	<b>\$32,776.04</b>	<b>(\$25,427.00)</b>	<b>\$728,081.02</b>	<b>\$463,666.42</b>	<b>\$10,851.82</b>	<b>\$1,937,319.43</b>
21011 - Accounts Payable	\$5,800.00	\$0.00	\$0.00	\$0.00	\$0.00	\$0.00	\$0.00	\$0.00	\$0.00	\$0.00	\$0.00	\$0.00	\$0.00	\$5,800.00
23011 - Accrued Salaries and Benefits	\$1,083.52	\$0.00	\$0.00	\$0.00	\$0.00	\$0.00	\$0.00	\$0.00	\$0.00	\$0.00	\$0.00	\$0.00	\$0.00	\$1,083.52
23122 - Social Security	\$14,962.12	\$0.00	\$0.00	\$0.00	\$142.58	\$0.00	\$0.00	\$0.00	\$0.00	\$0.00	\$0.00	\$0.00	\$0.00	\$15,104.70
23123 - Medicare	\$3,674.20	\$0.00	\$0.00	\$0.00	\$33.34	\$0.00	\$0.00	\$0.00	\$0.00	\$0.00	\$0.00	\$0.00	\$0.00	\$3,707.54
23124 - State Retirement Contributions	\$88,409.04	\$0.00	\$0.00	\$0.00	\$999.01	\$0.00	\$0.00	\$0.00	\$0.00	\$0.00	\$0.00	\$0.00	\$0.00	\$89,408.05
23125 - Employee Insurance	\$40,674.92	\$0.00	\$0.00	\$0.00	\$39.14	\$0.00	\$0.00	\$0.00	\$0.00	\$0.00	\$0.00	\$0.00	\$0.00	\$40,714.06
23126 - Unemployment Insurance	\$908.55	\$0.00	\$0.00	\$0.00	\$7.70	\$0.00	\$0.00	\$0.00	\$0.00	\$0.00	\$0.00	\$0.00	\$0.00	\$916.25
23141 - Federal Income Taxes	\$8,651.98	\$0.00	\$0.00	\$0.00	\$24.45	\$0.00	\$0.00	\$0.00	\$0.00	\$0.00	\$0.00	\$0.00	\$0.00	\$8,676.43
23146 - Voluntary Preventive Health	\$8,745.30	\$0.00	\$0.00	\$0.00	\$162.28	\$0.00	\$34.96	\$0.00	\$0.00	\$0.00	\$0.00	\$0.00	\$0.00	\$8,942.54
23147 - Voluntary Deductions	(\$1,423.40)	\$0.00	\$0.00	\$0.00	\$14.92	\$0.00	\$11.80	\$0.00	\$0.00	\$0.00	\$0.00	\$0.00	\$0.00	(\$1,396.68)
24214 - State Taxes	\$6,515.59	\$0.00	\$0.00	\$0.00	\$24.33	\$0.00	\$0.00	\$0.00	\$0.00	\$0.00	\$0.00	\$0.00	\$0.00	\$6,539.92
<b>Subtotal of Account Type: Liability</b>	<b>\$178,001.82</b>	<b>\$0.00</b>	<b>\$0.00</b>	<b>\$0.00</b>	<b>\$1,447.75</b>	<b>\$0.00</b>	<b>\$46.76</b>	<b>\$0.00</b>	<b>\$0.00</b>	<b>\$0.00</b>	<b>\$0.00</b>	<b>\$0.00</b>	<b>\$0.00</b>	<b>\$179,496.33</b>
32300 - Unreserved Fund Balance	\$636,421.50	\$0.00	\$0.00	\$7,544.87	\$0.00	\$0.00	\$0.00	\$0.00	\$0.00	\$0.00	\$815,382.08	\$355,287.73	\$50,702.04	\$1,865,338.22
Net Increase/Decrease	\$138,530.29	(\$116,566.24)	\$46,289.73	\$37,605.35	(\$5,982.00)	(\$1,219.84)	\$0.00	(\$194,748.86)	\$32,776.04	(\$25,427.00)	(\$87,301.06)	\$108,378.69	(\$39,850.22)	(\$107,515.12)
<b>Subtotal of Account Type: Fund Balance</b>	<b>\$774,951.79</b>	<b>(\$116,566.24)</b>	<b>\$46,289.73</b>	<b>\$45,150.22</b>	<b>(\$5,982.00)</b>	<b>(\$1,219.84)</b>	<b>\$0.00</b>	<b>(\$194,748.86)</b>	<b>\$32,776.04</b>	<b>(\$25,427.00)</b>	<b>\$728,081.02</b>	<b>\$463,666.42</b>	<b>\$10,851.82</b>	<b>\$1,757,823.10</b>
<b>Subtotal of Account Group: Liabilities/Fund Balance</b>	<b>\$952,953.61</b>	<b>(\$116,566.24)</b>	<b>\$46,289.73</b>	<b>\$45,150.22</b>	<b>(\$4,534.25)</b>	<b>(\$1,219.84)</b>	<b>\$46.76</b>	<b>(\$194,748.86)</b>	<b>\$32,776.04</b>	<b>(\$25,427.00)</b>	<b>\$728,081.02</b>	<b>\$463,666.42</b>	<b>\$10,851.82</b>	<b>\$1,937,319.43</b>

# Disposal List 2025

## East Mountain High School

Serial #	Computer Model	Reason
5CD9223DQC	HP Chromebook 11A G6 EE #25 Bronze	Beyond Repair
5CD102FH02	HP Chromebook 11A G8 #75	Beyond Repair
5CD101HK56	HP Chromebook 11A G8 #5	Beyond Repair
5CD9323XQF	HP Chromebook 11A G6 EE #24 Gold	Beyond Repair
5CD102FF4C	HP Chromebook 11A G8 #47	Beyond Repair
5CD932498L	HP Chromebook 11A G6 EE #17 Gold	Beyond Repair
5CD102FF4D	HP Chromebook 11A G8 #74	Beyond Repair
5CD109GNKX	HP Chromebook 11A G8 #132	Beyond Repair
5CD1192YYL	HP Chromebook 11A G8 #232	Beyond Repair
5CD109GNL8	HP Chromebook 11A G8 #149	Beyond Repair
5CD109FX5S	HP Chromebook 11A G8 #129	Beyond Repair
5CD9215CZ2	HP Chromebook 11A G6 EE #10 Bronze	Beyond Repair
5CD93249BN	HP Chromebook 11A G6 EE #19 #Gold	Beyond Repair
5CD109BF87	HP Chromebook 11A G8 #91	Beyond Repair
5CD1067BSN	HP Chromebook 11A G8 #120	Beyond Repair
MXL9293H1X	ProDisplay P24va	Beyond Repair
5CD9036MWWQ	HP ProBook 450 G5	Beyond Repair
MXL8031245	ProOne 400 all in one Monitor	Beyond Repair
MXL3321WHG	Monitor	Beyond Repair
MXL3410F0Q	HP Prone 600	Beyond Repair
MXL3410F19	HP Prone 600	Beyond Repair
5CG54544CB	HP Elite Book	Beyond Repair
5CD1254Q15	HP ProBook 640 G8	Beyond Repair
5CD72975N5	HP Probook 450-G-4 Bird #8	Beyond Repair
5CD729760V	HP Probook Folio Bird-9	Beyond Repair
USH233A241	HP EliteBook 8460p	Beyond Repair
2UA821241V	HP P223 Desktop	Beyond Repair
2UA821241Y	HP P223 Desktop	Beyond Repair
2UA821241Q	HP P223 Desktop	Beyond Repair
2UA821241W	HP P223 Desktop	Beyond Repair
2UA821241Z	HP P223 Desktop	Beyond Repair
2UA8212422	HP P223 Desktop	Beyond Repair
2UA821241S	HP P223 Desktop	Beyond Repair
2UA821241T	HP P223 Desktop	Beyond Repair
2UA821241L	HP P223 Desktop	Beyond Repair
2UA821241N	HP P223 Desktop	Beyond Repair
2UA821241J	HP P223 Desktop	Beyond Repair
2US821241H	HP P223 Desktop	Beyond Repair
2UA821241	HP P223 Desktop	Beyond Repair
2UA872420	HP P223 Desktop	Beyond Repair
Misc		
Red	Microwave	Beyond Repair
5NF1T6W9	Seagate	Beyond Repair
4NF1HBC	Seagate	Beyond Repair
Epson	Copier	Beyond Repair
Donation/Parent	Apple all in one	Beyond Repair
Lost chromebooks		
5CD1192YL3	HP Chromebook X360 11 MK G3 #206	Was destroyed in a bad situation
5CD102FF39	HP CHROMEBOOK 11A G8 #9 Black	Lost chromebook Paid by Aaron Hewitt

Administration

Date

# EMHS STUDENT GUIDANCE CENTER



**Amanda Millea**  
*Senior Director of  
Guidance & Compliance*



**Tamara Marcelain**  
*College & Career  
Readiness Counselor*



**Charlotte Nee**  
*Registrar &  
Librarian*



**Delina McKnight**  
*Administrative  
Assistant*

## Weekly Wire!

The Weekly Wire is published every Tuesday and provides a great deal of information for students & families!

Categories include:

- EMHS News & Updates
- Class of 2025 Info
- College Info
- CNM Updates
- College/Career Fairs & Info Sessions
- Scholarships & Financial Aid
- Testing Info
- Transcripts & Letters of Rec
- Community Service
- Career Info & Resources
- Mental Health Resources
- Tutoring
- Job Opportunities
- Community Opportunities

<https://sites.google.com/eastmountainhigh.net/emhs-weekly-wire/home>

## Contact Info

- [www.eastmountainhigh.net](http://www.eastmountainhigh.net) --> Current Students --> Guidance Office
- [amillea@eastmountainhigh.net](mailto:amillea@eastmountainhigh.net)
- [tmarcelain@eastmountainhigh.net](mailto:tmarcelain@eastmountainhigh.net)
- [cnee@eastmountainhigh.net](mailto:cnee@eastmountainhigh.net)
- [dmcknight@eastmountainhigh.net](mailto:dmcknight@eastmountainhigh.net)

## Resources

- Class Schedules
- Computer Checkout & Technology Help
- Dual Credit Opportunities
- 4-Year Plans
- Graduation
- Naviance for College & Career Explorations
- Next Step Plans
- PowerSchool to Check Grades & Attendance
- Student & Family Workshops (Junior College Night, Senior Workshops, Focus Groups during Advocacy)
- Testing (ACT/SAT/State Tests)
- Transcript Requests & Student Records
- x2VOL for Community Service Hours



*A safe, innovative environment, East Mountain engages a diverse community of learners through transformative experiences and create problem solving to shape forward-thinking leaders.*

**Purpose:** The purpose of this document is to serve as the Executive Director report to the Governing Council each month.

**Team contacts:**

- Trey Smith, Executive Director ([tsmith@eastmountainhigh.net](mailto:tsmith@eastmountainhigh.net))

School Wide Mission Drive Goals		
<p><b>Goal 1: Cultivating Critical Thinkers Through Literacy and Numeracy</b></p> <p><b>Objective:</b> By Spring 2029, EMHS will increase the average percentage of students identified as college-ready on the SAT Evidence-Based Reading and Writing score in the 11th grade by 20 percentage points and in Math by 50 percentage points while maintaining a focus on fostering critical thinking skills across all disciplines.</p>	<p><b>Goal 2: Cultivating Tomorrow's Changemakers: A Multifaceted Approach to Leadership Development</b></p> <p><b>Objective:</b> By Spring 2029, EMHS will empower 100% of graduating seniors to demonstrate their potential as forward-thinking leaders through a comprehensive leadership program.</p>	<p><b>Goal 3: Empowering Diverse Learners Through Personalized Instruction</b></p> <p><b>Objective:</b> EMHS will ensure all students demonstrate annual significant improvement (10%+) in their PSAT/SAT scores from Fall to Spring assessment dates, with a particular focus on closing the achievement gap for traditionally underserved student populations.</p>

**Summary of resources:**

- [Expansion/Other](#)
- [Guidance Office Overview](#)
- [College and Career Readiness](#)

*Note: All goals and outcomes from the report are derived from the EMHS Strategic Plan, which can be accessed [here](#).*

A. Expansion/School News	
Item	Description
<a href="#">Building Hope Impact Award</a>	EMHS one of five national finalists for the St. Joseph Bruno "model charter" award. Top 3 announced in March, and awards ceremony in Miami in May
School Nurse of the Year	Pam Rothe was named the New Mexico School Nurse of the Year by the NM School Nurses Association. Nurse Pam now in the running for the national award.
Building Design	-Franken currently reviewing plans to update cost estimate -Traffic study, geotech study
Middle school program	-Middle School Principal job posted -Faculty input on Tuesday, Feb. 25 regarding curriculum, programming -School studies conducted: Cottonwood Classical, Solare Collegiate, Academy

	for the Technology and Classics Leadership team visiting: DSST Cedar and Peak to Peak in Denver
Upcoming GC/Foundation Retreat	Will identify March date to discuss and vote on loan/affordability. Eff has sent a draft term sheet for loan
2025-2026 Lottery	Lottery on Feb. 20. 106 students offered spots, and a waitlist established.
Legislative Watch	Watching SEG changes, Monitoring capital outlay

## B. Guidance Office Overview

Priorities	Description
See attached information sheet	



# READINESS REVIEW

IN PARTNERSHIP WITH  
PUBLIC CHARTER SCHOOLS OF NEW MEXICO

organizational design partners

# PARTNERSHIP INTRODUCTION

## Organizational Design Partners

Organizational Design Partners (ODP) is a boutique consulting practice based in Albuquerque, New Mexico. Since 2012, they have centered the voices of students and educators in the organizational design, continuous improvement, and change management process. Through partnerships with school systems, foundations, universities, and non-profits, they have supported more than 8 million students across the nation. Their work has led to the transformation of central office practice and policy and to the expansion of best practices in high needs school communities. They are proud to support the charter school grant program and the outstanding subgrantees expanding high quality schools for New Mexico students and families.



organizational design partners

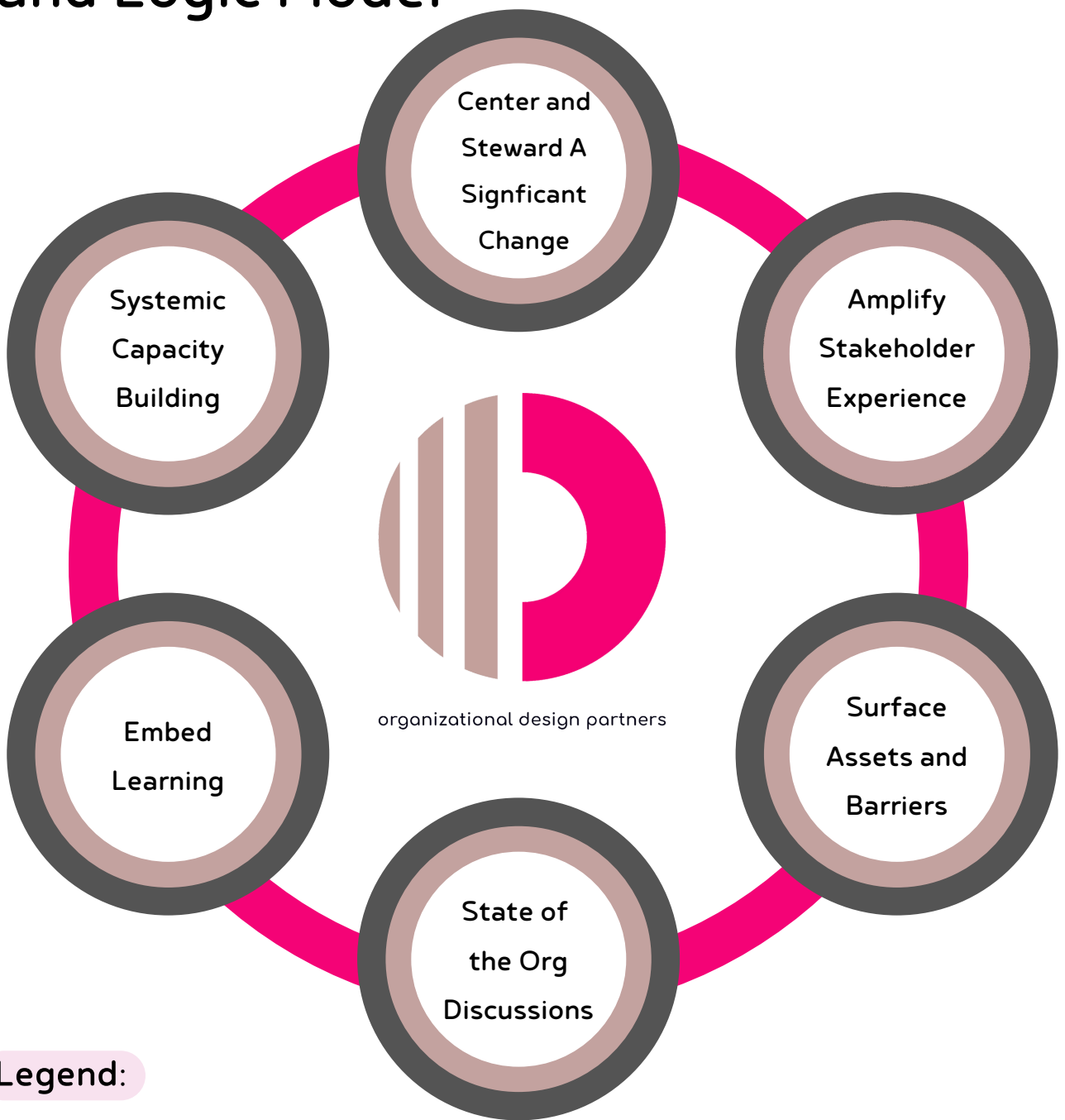
## Public Charter Schools of New Mexico

*Public Charter Schools of New Mexico (PSCNM)* is in existence to provide training, support and advocacy for its member schools. Although a member organization, PSCNM's work is designed to influence and support the entire charter school sector in New Mexico. Since 2002, PSCNM has provided training, technical assistance and advocacy for all charter schools leading to improved academic, organizational and/or financial performance outcomes. Efforts include advocating for policies aligned to authorizer and charter school national systems standards and best practices; sponsoring the annual State Charter School Conference; and, supporting school leader and governing charter board development through training, technical assistance, and mentoring and coaching.






organizational design partners

# Our Org Design Process (r) and Logic Model



## Legend:

-  System-wide cycles of continuous improvement and change management
-  Dialogue for Transparency, Belonging, and coalition building
-  Capacity building through decision-making and design

# READINESS REVIEW PURPOSE AND GOALS

## Purpose

The purpose of the Readiness Review is to assist school leaders as they open new schools and replicate and expand existing schools. ODP and PCSNM envision the Readiness Review process as an opportunity to help school leaders and governing charter boards prepare meet the demands of growing enrollment and expanded programming. While we recognize that schools have varied needs and growth plans, the review creates a dedicated space for thought partnership, collaboration, and consultation. The process is designed to capture current practice in the areas of *equity and access, program delivery, workforce development, community engagement, finance, and facilities.*

## 2024-2025 Goals

- Codify and replicate successful academic, organizational, and financial practices within high-performing charter schools in New Mexico;
- Identify the strategies, processes, and structures that can be improved to support the long-term success of students and teachers;
- Provide guidance to new schools as they begin to operationalize commitments made during authorization;
- Recommend a technical assistance plan to sustain the growth and expansion of high systems charter schools; and,
- Analyze performance trends across schools in order to identify and share best practices.

# 5 Step READINESS REVIEW PROCESS

01

## LAUNCH

NEW AND EXPANDING SCHOOLS ATTEND A BRIEF ORIENTATION WITH ODP AND PCSNM TO LAUNCH THE READINESS REVIEW PROCESS.

02

## SCHEDULING

ODP SCHEDULES REVIEWS AND DRAFTS A VIRTUAL OR ON-CAMPUS REVIEW SCHEDULE WITH SCHOOL LEADER/FOUNDER SUPPORT.

03

## EVALUATION

ODP CONDUCTS A 1-2 DAY EVALUATION OF DOCUMENTED STRATEGY, REAL TIME PROGRAMMING, AND INTERVIEWS WITH KEY LEADERS AND STAKEHOLDERS.

04

## DISCUSSION AND PRE-THINKING

ODP DISCUSSES STANDARDS-BASED RATINGS AND SWOT ANALYSIS AND POTENTIAL TECHNICAL ASSISTANCE AREAS WITH FOUNDERS.

05

## REPORTING

ODP FINALIZES THE REPORT AFTER SHARING FEEDBACK AND GATHERING ADDITIONAL CONTEXT FROM PCSNM.

# STANDARDS FOR

## *New Schools*



- 01 Fidelity to Mission and Vision
- 02 High Academic Expectations
- 03 Capacity to Implement
- 04 Community Representation + Engagement
- 05 Celebration of Diversity
- 06 Networks of Support
- 07 Equitable Enrollment and Transportation
- 08 Governance and Accountability
- 09 Aligned Budget and Sustainable Funding
- 10 Strategic Facilities Planning and Operations

# STANDARDS FOR

## *Expanding Schools*



- 11** A culture of continuous improvement
- 12** Codifies and spreads practice, behavior
- 13** Improve adult and student learning
- 14** Uses excellent teachers to support peers
- 15** Systems to support effective, daily instruction
- 16** Evidence of a multi-cultural curriculum
- 17** Systems for student-led learning
- 18** Gifted learning opportunities are in place
- 19** Teachers mirror student, community populations.
- 20** A holistic human capital strategy is in play

# STANDARDS FOR

## *Expanding Schools*



- 21 Building and operations link clearly to academic and schoolwide culture
- 22 Standard operating procedures and board protocols are in place.
- 23 Balances longterm risk and operating costs of longterm facility.
- 24 Preserves facilities assets or upholds compliant leases for sustainable programming.
- 25 Secures capital and financing terms that enable site expansion.

# EMHS EVIDENCE

Documents	Observation
Interviews	Reflections

Leadership Team Interview

Governing Council and Foundation Interview

9th Grade Teacher Focus Group

9th Grade Parent Focus Group

CSP Application

EMHS Website

EMHS Charter Renewal Application

NMCSP Executive Summary

Executive Director Debrief Notes



organizational design partners

# INSIGHTS ± FEEDBACK

PROGRAM DELIVERY	
<b>Strengths</b>	<ul style="list-style-type: none"> <li>Plans to move into lower grades are fueled by a desire to strengthen student readiness and improve academic coherence.</li> </ul>
	<ul style="list-style-type: none"> <li>Long-standing programs and academic approaches provide a strong foundation for expansion.</li> </ul>
	<ul style="list-style-type: none"> <li>Parents, students, and educators believe EMHS “knows student needs” and provides an intimate learning environment.</li> </ul>
	<ul style="list-style-type: none"> <li>Teachers enjoy developing their curricula with a focus on integrating New Mexico and cultural identities of students.</li> </ul>
	<ul style="list-style-type: none"> <li>Freshman describe discussion, problem solving, collaboration, and technology as core to all courses. Freshman see the value of “how the whole experience fits together”.</li> </ul>
	<ul style="list-style-type: none"> <li>Special education programming is seen as a key aspect of the school and parents with special needs students voice praise for support that begins “before day one”.</li> </ul>
<b>Weakness</b>	<ul style="list-style-type: none"> <li>Freshman seminar may benefit from additional structure and strategy according to students, parents. There may a blindspot for faculty.</li> </ul>
<b>Opportunity</b>	<ul style="list-style-type: none"> <li>Providing greater insight into developmental differences for middle school students for both emotional and academic needs.</li> </ul>
<b>Threats</b>	<ul style="list-style-type: none"> <li>Teachers who are motivated by autonomy and curricular design as EMHS approaches standardized practice in preparation for growth.</li> </ul>
	<ul style="list-style-type: none"> <li>Slow to emergent practices surrounding continuous improvement and codified best practices that project and protect your secret sauce.</li> </ul>
	<ul style="list-style-type: none"> <li>Pereceived risk of growing school to numbers that threaten the highly valued, small school feel.</li> </ul>
<b>Rating</b>	4 - Advanced

# INSIGHTS ± FEEDBACK

WORKFORCE DEVELOPMENT	
<b>Strengths</b>	<ul style="list-style-type: none"> <li>• EMHS enjoys a long waiting list for enrollment and parents who have enrolled multiple children.</li> </ul>
	<ul style="list-style-type: none"> <li>• Alumni return for staff, faculty, coaching and governing council roles.</li> </ul>
	<ul style="list-style-type: none"> <li>• A strong governing council with standard operating procedures in place at the foundation and council level.</li> </ul>
	<ul style="list-style-type: none"> <li>• Advanced teacher quality and strong faculty retention over time.</li> </ul>
	<ul style="list-style-type: none"> <li>• Student council in place across the school including freshman who report leading significant extra curricular programming.</li> </ul>
	<ul style="list-style-type: none"> <li>• Teacher leadership in teacher assignments, departmental strategy, and curricular design.</li> </ul>
	<ul style="list-style-type: none"> <li>• Early hires for key roles including a middle school principal and curriculum and instructional coaches to support expansion.</li> </ul>
<b>Weakness</b>	<ul style="list-style-type: none"> <li>• Emergent clarity on teacher selection processes given number of prospective new hires.</li> </ul>
<b>Opportunity</b>	<ul style="list-style-type: none"> <li>• Greater clarity on coaching strategy and teacher development next steps.</li> </ul>
<b>Threats</b>	<ul style="list-style-type: none"> <li>• Perceived low involvement of existing teachers in middle school expansion particularly in areas related to academic strategy.</li> </ul>
	<ul style="list-style-type: none"> <li>• Perception of resistance to change and lack of turnover forcing “stuck mindsets and negativity within school” culture.</li> </ul>
<b>Rating</b>	4 - Advanced

“

***The ability to have all of  
my kids in one school  
would make a huge  
difference in our  
lives...same expectations,  
same level of rigor.***

***-EMHS Parent***

# INSIGHTS ≠ FEEDBACK

COMMUNITY ENGAGEMENT	
<b>Strengths</b>	<ul style="list-style-type: none"> <li>• Reputation for high quality, rigorous programming and a diverse student body.</li> </ul>
	<ul style="list-style-type: none"> <li>• Belief in value of attending a school in the east mountains and appreciation for local community uniqueness and convenience.</li> </ul>
	<ul style="list-style-type: none"> <li>• Teacher-family communication is considered a significant strength by parents including responsiveness, proactive approaches..."outreach is tremendous".</li> </ul>
	<ul style="list-style-type: none"> <li>• The 4-period day is perceived as a significant contribution to student-level relationship building processes and promotes a college prep culture.</li> </ul>
	<ul style="list-style-type: none"> <li>• Discovery projects and community service link students to local community and support an experiential curricula.</li> </ul>
<b>Weakness</b>	<ul style="list-style-type: none"> <li>• Perceived lack of communication/clarity about honors offerings available to students.</li> </ul>
<b>Opportunity</b>	<ul style="list-style-type: none"> <li>• Organizing a task force with explicit MS strategy design work. Managing perception that "MS minds are not thinking about MS expansion."</li> </ul>
	<ul style="list-style-type: none"> <li>• Expansion of governing council membership to safeguard oversight and continuity.</li> </ul>
<b>Threat</b>	<ul style="list-style-type: none"> <li>• Underdeveloped systems for internal and external communication particularly given upcoming change.</li> </ul>
<b>Rating</b>	3 - Established

# INSIGHTS ≠ FEEDBACK

EQUITY AND ACCESS	
<b>Strengths</b>	<ul style="list-style-type: none"> <li>Response to intervention is a global practice, systemitized -- 70% performance levels spark support.</li> </ul>
	<ul style="list-style-type: none"> <li>Special education programming perceived "as good as regular education".</li> </ul>
	<ul style="list-style-type: none"> <li>Dual credit opportunities are in place to support accelerated learning.</li> </ul>
	<ul style="list-style-type: none"> <li>SEL programming is considered "excellent" by staff and "vital" parents.</li> </ul>
<b>Weaknesses</b>	<ul style="list-style-type: none"> <li>Perceived lack of capacity to maintain guidance, counseling services with expansion looming.</li> </ul>
	<ul style="list-style-type: none"> <li>Dual credit programming may demand independent student action and this may overshoot student capacity.</li> </ul>
	<ul style="list-style-type: none"> <li>Perception by leadership of lack of systems in SEL and differences in behavioral expectations across classes..."it's about respect..students say, "teachers give you the same respect you give them."</li> </ul>
<b>Opportunity</b>	<ul style="list-style-type: none"> <li>Continued use of grade level and departmental teams to drive equitable practices and continuous improvement.</li> </ul>
	<ul style="list-style-type: none"> <li>Continued investment in mathematics and discussions with parents about shifts and improvements in program.</li> </ul>
<b>Threat</b>	<ul style="list-style-type: none"> <li>Transportation issues for kids that are in athletics or in dual credit programming... "kids left on the side of the road".</li> </ul>
	<ul style="list-style-type: none"> <li>Perception that tracking is serious problem including the lack of diversity present in classes and difficulty getting out of freshman placements. Advanced classes perceived as having less behavioral problems but not more rigor.</li> </ul>
<b>Rating</b>	3 - Established



***I have worked in seven schools and no other place provides as much student support as East Mountain High School.***



***-EMHS Teacher***

# INSIGHTS ≠ FEEDBACK

FACILITIES	
<b>Strengths</b>	<ul style="list-style-type: none"> <li>• Capacity to generate funding for a \$20M building.</li> </ul>
	<ul style="list-style-type: none"> <li>• Land ownership provides pathway to build out as needed.</li> </ul>
	<ul style="list-style-type: none"> <li>• Co-leadership of local community center activities.</li> </ul>
	<ul style="list-style-type: none"> <li>• Foundation owns the building and is debt-free.</li> </ul>
	<ul style="list-style-type: none"> <li>• Proven success in soliciting capital outlays.</li> </ul>
	<ul style="list-style-type: none"> <li>• Executive Director sits on the county master planning committee and is deeply involved in decision-making.</li> </ul>
	<ul style="list-style-type: none"> <li>• Small school feel is considered a great strength by all.</li> </ul>
<b>Weakness</b>	<ul style="list-style-type: none"> <li>• Language and music programming receives high praise and implements within the context of limited space.</li> </ul>
<b>Opportunity</b>	<ul style="list-style-type: none"> <li>• Long runway for MS expansion provides bandwidth to gather community input on needs.</li> </ul>
<b>Threat</b>	<ul style="list-style-type: none"> <li>• Perceived lack of space for athletics amid value families and the school mission place on athletics.</li> </ul>
<b>Rating</b>	4 - Advanced

# INSIGHTS ± FEEDBACK

FINANCE	
<b>Strengths</b>	<ul style="list-style-type: none"> <li>• Exceptional leadership from the Executive Director around budgeting and financial forecasting.</li> </ul>
	<ul style="list-style-type: none"> <li>• Budget narrative and budget aligned to CSP award.</li> </ul>
	<ul style="list-style-type: none"> <li>• Clarity on year zero versus year 1 expenditures.</li> </ul>
	<ul style="list-style-type: none"> <li>• Shift away from automatic investment of 100k annually towards a needs-based model from the foundation.</li> </ul>
<b>Weakness</b>	<ul style="list-style-type: none"> <li>• Perception of lack of organizational experience in financial, master, and growth planning. Working on building confidence in school capacity to lead the work and to rethink “affordability”.</li> </ul>
<b>Opportunity</b>	<ul style="list-style-type: none"> <li>• Fundraising for career development and accelerated learning opportunities for students.</li> </ul>
	<ul style="list-style-type: none"> <li>• Continued partnership with PCSNM, financial firms, and business managers is an asset for due diligence.</li> </ul>
<b>Threats</b>	<ul style="list-style-type: none"> <li>• Holding the mortgage amid ever-present risk of enrollment decline.</li> </ul>
	<ul style="list-style-type: none"> <li>• Lag in state-level reimbursements and funding based on prior years’ enrollment.</li> </ul>
<b>Rating</b>	3 - Established

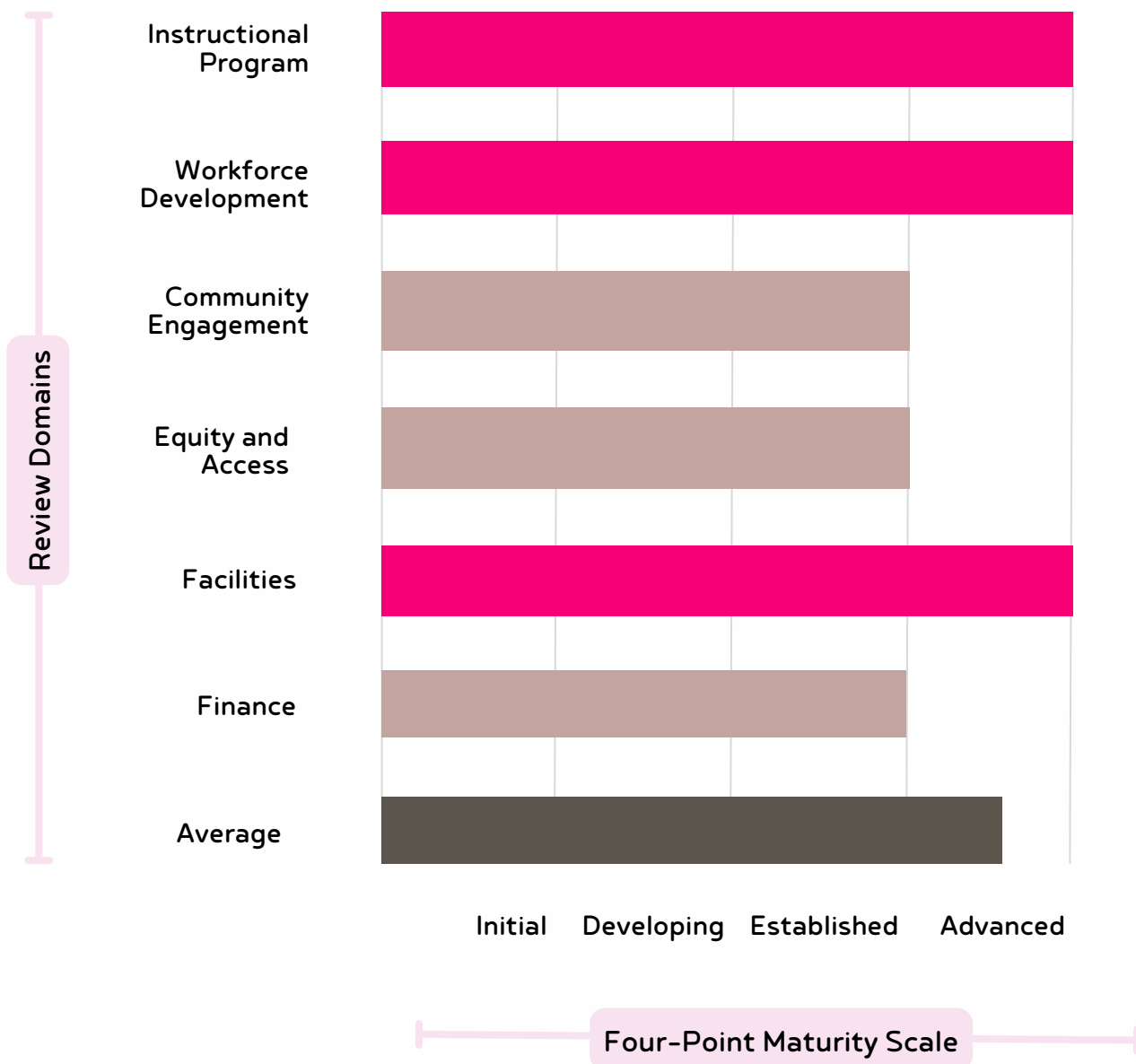
“

\_\_\_\_\_

***Classes are just  
right...not too hard or too  
easy...the overall  
experience in class  
works well for me.***

***-EMHS Student***

# PERFORMANCE SUMMARY: EMHS





organizational design partners

# Continuous Improvement Fueled by Educators and Students



# TECHNICAL ASSISTANCE DISCUSSION ± GUIDANCE

## COMMUNITY ENGAGEMENT

01

Build out community engagement in order to steward MS expansion:

- Define all opportunities within the school and provide increased transparency for stakeholders on athletics, social-emotional learning, honors, dual credit, differentiated learning tracks etc.
- Assign community engagement as the significant task of the new MS principal.

---

## TEACHER LEADERSHIP: CULTURE AND COACHING

02

Investigating models for instructional coaching and overall teacher development strategy.

- Raising comfort around coaching especially for level 3 teachers.
- Consider how to use new teacher hiring and development as a pathway to identify a mode.
- Working on teacher mindset and resistance to improvement.
- Vertical planning for SEL, Curriculum, Culture to safeguard a unified school.
- Identify the EMHS/MS secret sauce; begin codifying enduring practices.

*Thank you,*



organizational design partners



# **EAST MOUNTAIN HIGH SCHOOL**

**Grades 6-12**  
**Fall 2024**



Report created by  
Panorama Education



# Summary

Topic Description	Results	Comparison
<p><b>Self-Efficacy</b></p> <p>How much students believe they can succeed in achieving academic outcomes.</p>	<p><b>59%</b></p> <p>▲ 4 since last survey</p>	<p><b>38%</b> New Mexico Public Education Department</p> <p><b>40%</b> ALBUQUERQUE</p>
<p><b>Self-Management</b></p> <p>How well students manage their emotions, thoughts, and behaviors in different situations.</p>	<p><b>78%</b></p> <p>▼ 1 since last survey</p>	<p><b>68%</b> New Mexico Public Education Department</p> <p><b>66%</b> ALBUQUERQUE</p>
<p><b>Sense of Belonging</b></p> <p>How much students feel that they are valued members of the school community.</p>	<p><b>58%</b></p> <p>▲ 13 since last survey</p>	<p><b>45%</b> New Mexico Public Education Department</p> <p><b>47%</b> ALBUQUERQUE</p>

213 responses



# Self-Efficacy

Your average

# 59%

213 responses

Change

# ▲ 4

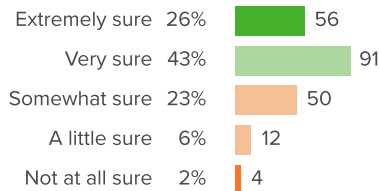
since last survey

State average: **38%** New Mexico Public Education Department

District average: **40%** ALBUQUERQUE

## How did people respond?

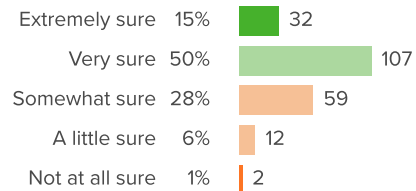
**Q.1: How sure are you that you can complete all the schoolwork that is given to you?**



▲ 4 from last survey

Favorable: **69%**

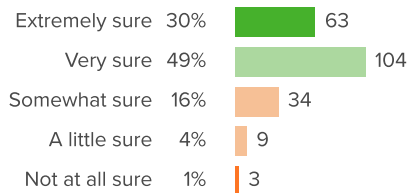
**Q.2: When complicated ideas are discussed in class, how sure are you that you can understand them?**



▲ 4 from last survey

Favorable: **66%**

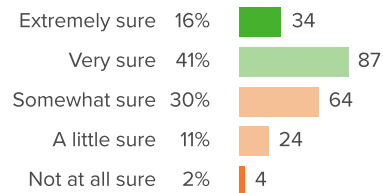
**Q.3: How sure are you that you can learn all the subjects taught in your classes?**



▲ 9 from last survey

Favorable: **78%**

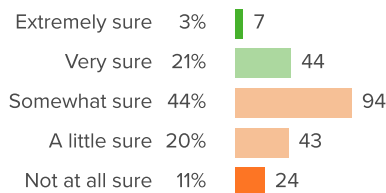
**Q.4: How sure are you that you can do the hardest schoolwork that is given to you?**



▲ 1 from last survey

Favorable: **57%**

**Q.5: How sure are you that you will remember what you learned in your current classes, next year?**



▼ 1 from last survey

Favorable: **24%**



# Self-Management

Your average

# 78%

213 responses

Change

# ▼ 1

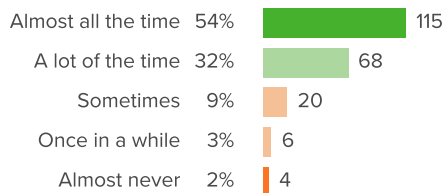
since last survey

State average: **68%** New Mexico Public Education Department

District average: **66%** ALBUQUERQUE

## How did people respond?

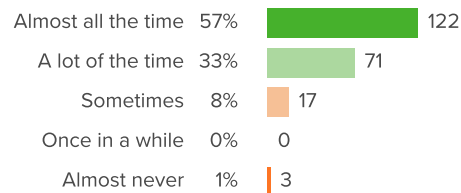
**Q.1: During the past two weeks, how often did you come to class prepared?**



▲ 0 from last survey

Favorable: **86%**

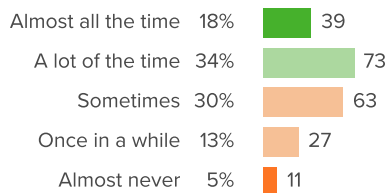
**Q.2: During the past two weeks, how often did you follow directions in class?**



▼ 2 from last survey

Favorable: **91%**

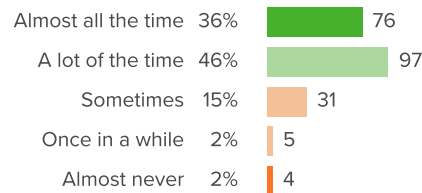
**Q.3: During the past two weeks, how often did you get your work done right away, instead of waiting until the last minute?**



▲ 7 from last survey

Favorable: **53%**

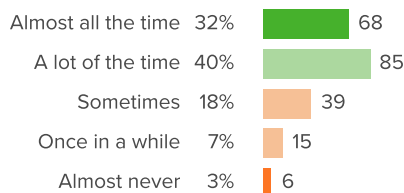
**Q.4: During the past two weeks, how often did you pay attention in class?**



▲ 20 from last survey

Favorable: **81%**

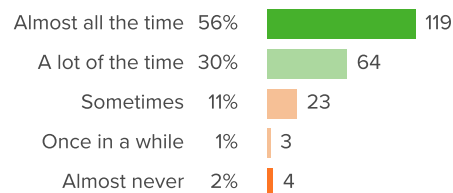
**Q.5: During the past two weeks, when you were working on your own, how often did you stay focused?**



▼ 1 from last survey

Favorable: **72%**

**Q.6: During the past two weeks, how often did you allow others to speak without interrupting them?**



▼ 2 from last survey

Favorable: **86%**



# Sense of Belonging

Your average

**58%**

213 responses

Change

**▲ 13**

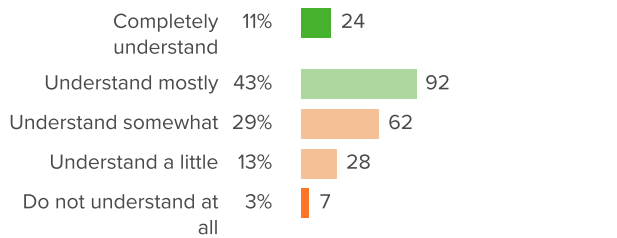
since last survey

State average: **45%** New Mexico Public Education Department

District average: **47%** ALBUQUERQUE

## How did people respond?

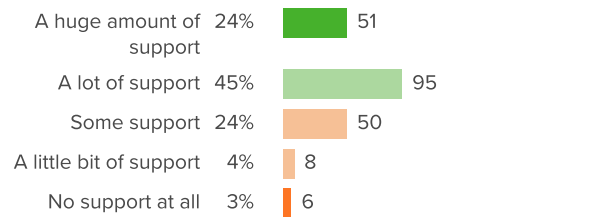
### Q.1: How well do people at your school understand the kind of person you are?



▲ 15 from last survey

Favorable: **54%**

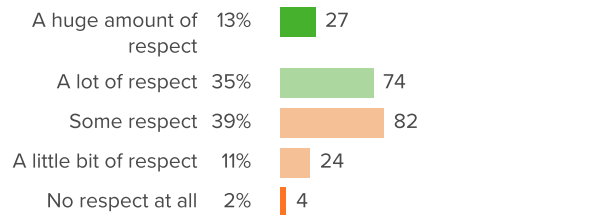
### Q.2: How much support do the adults at your school give you?



▲ 19 from last survey

Favorable: **70%**

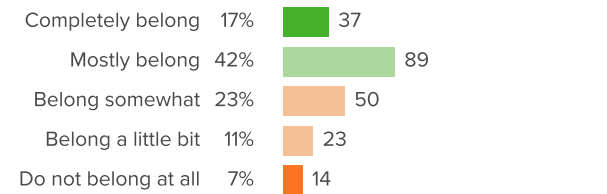
### Q.3: How much respect do students at your school show you?



▲ 1 from last survey

Favorable: **48%**

### Q.4: When you are at school, how much do you feel like you belong?



▲ 5 from last survey

Favorable: **59%**



# EAST MOUNTAIN HIGH SCHOOL

Staff Survey  
Fall 2024



Report created by  
Panorama Education



# Summary

Topic Description	Results	Comparison
<p><b>Professional Learning</b></p> <p>Perceptions of the amount and quality of professional growth and learning opportunities available to faculty and staff.</p>	<p><b>68%</b></p>	<p><b>55%</b> New Mexico Public Education Department</p> <p><b>69%</b> ALBUQUERQUE</p>
<p><b>School Climate</b></p> <p>Perceptions of the overall social and learning climate of the school.</p>	<p><b>85%</b></p> <p>▲ <b>16</b> since last survey</p>	<p><b>61%</b> New Mexico Public Education Department</p> <p><b>75%</b> ALBUQUERQUE</p>
<p><b>Well-being</b></p> <p>Faculty and staff perceptions of their own professional well-being.</p>	<p><b>88%</b></p> <p>▲ <b>23</b> since last survey</p>	<p><b>71%</b> New Mexico Public Education Department</p> <p><b>79%</b> ALBUQUERQUE</p>

17 responses



# Professional Learning

Your average

**68%**

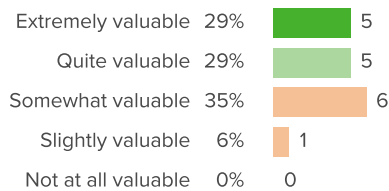
17 responses

State average: **55%** New Mexico Public Education Department

District average: **69%** ALBUQUERQUE

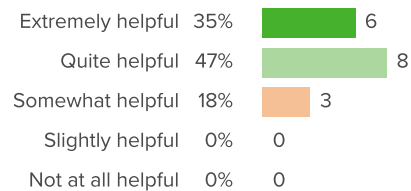
## How did people respond?

### Q.1: At your school, how valuable are the available professional development opportunities?



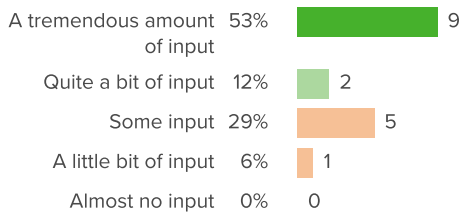
Favorable: **59%**

### Q.2: How helpful are your colleagues' ideas for improving your work?



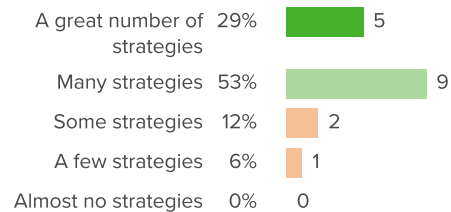
Favorable: **82%**

### Q.3: How much input do you have into individualizing your own professional development opportunities?



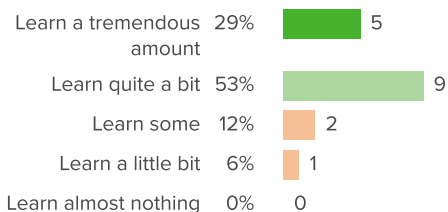
Favorable: **65%**

### Q.4: Through working at your school, how many new strategies for your job have you learned?



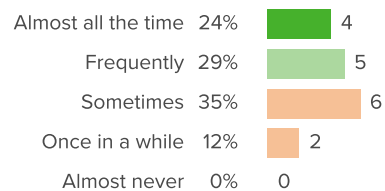
Favorable: **82%**

### Q.5: Overall, how much do you learn from the leaders at your school?



Favorable: **82%**

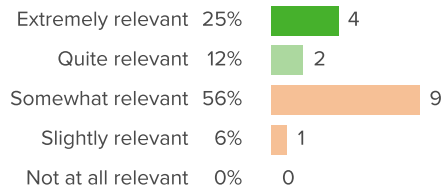
### Q.6: How often do your professional development opportunities help you explore new ideas?



Favorable: **53%**

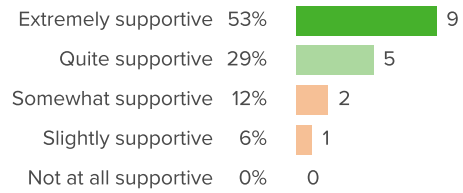


**Q.7: How relevant have your professional development opportunities been to your work?**



Favorable: **38%**

**Q.8: Overall, how supportive has the school been of your professional growth?**



Favorable: **82%**



# School Climate

Your average

**85%**

17 responses

Change

**▲ 16**

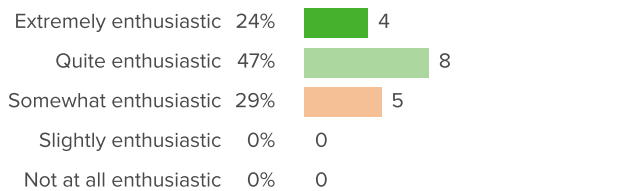
since last survey

State average: **61%** New Mexico Public Education Department

District average: **75%** ALBUQUERQUE

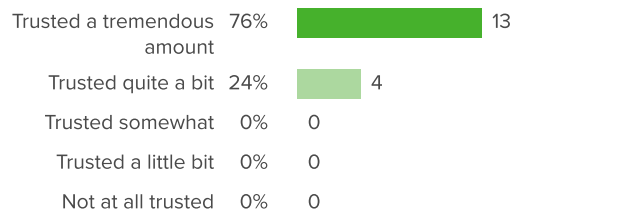
## How did people respond?

### Q.1: On most days, how enthusiastic are the students about being at school?



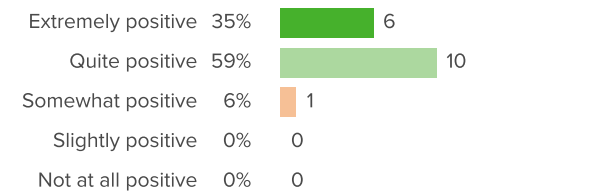
▲ **38** from last survey Favorable: **71%**

### Q.2: To what extent are staff trusted to work in the way they think is best?



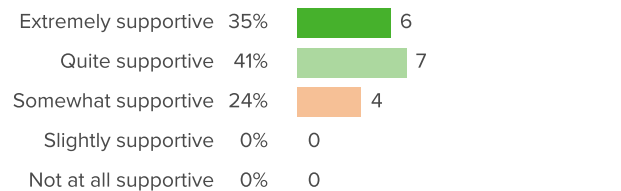
▲ **14** from last survey Favorable: **100%**

### Q.3: How positive are the attitudes of your colleagues?



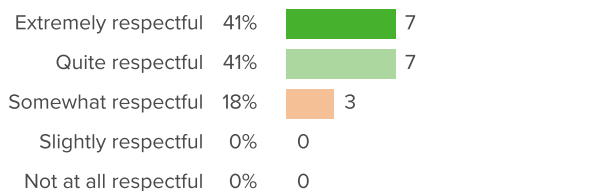
▲ **25** from last survey Favorable: **94%**

### Q.4: How supportive are students in their interactions with each other?



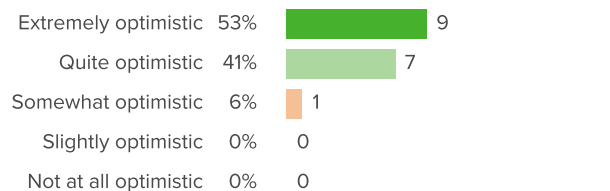
▲ **9** from last survey Favorable: **76%**

### Q.5: How respectful are the relationships between staff and students?



▼ **7** from last survey Favorable: **82%**

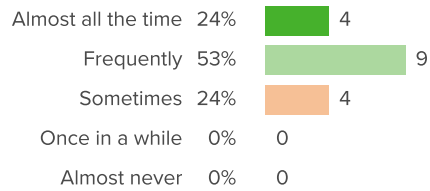
### Q.6: How optimistic are you that your school will improve in the future?



▲ **22** from last survey Favorable: **94%**



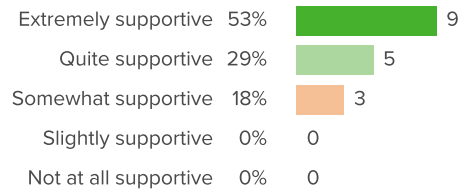
**Q.7: How often do you see students helping each other without being prompted?**



▲ 7 from last survey

Favorable: **76%**

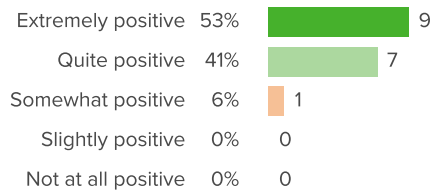
**Q.8: When new initiatives are presented at your school, how supportive are your colleagues?**



▲ 18 from last survey

Favorable: **82%**

**Q.9: Overall, how positive is the working environment at your school?**



▲ 22 from last survey

Favorable: **94%**



# Well-being

Your average

**88%**

17 responses

Change

**▲ 23**

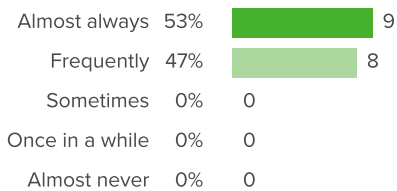
since last survey

State average: **71%** New Mexico Public Education Department

District average: **79%** ALBUQUERQUE

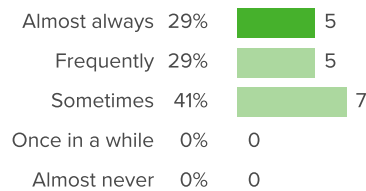
## How did people respond?

**Q.1: During the past week, how often did you feel engaged at work?**



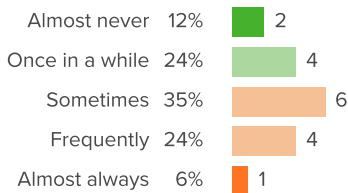
▲ 25 from last survey Favorable: **100%**

**Q.2: During the past week, how often did you feel excited at work?**



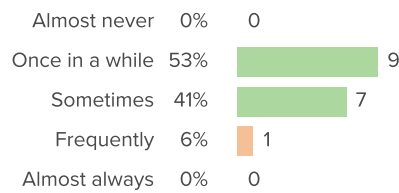
▲ 17 from last survey Favorable: **100%**

**Q.3: During the past week, how often did you feel exhausted at work?**



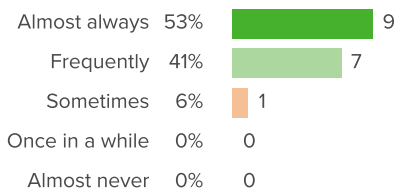
▲ 10 from last survey Favorable: **35%**

**Q.4: During the past week, how often did you feel frustrated at work?**



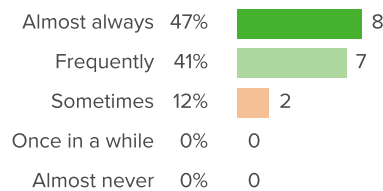
▲ 11 from last survey Favorable: **94%**

**Q.5: During the past week, how often did you feel happy at work?**



▲ 25 from last survey Favorable: **94%**

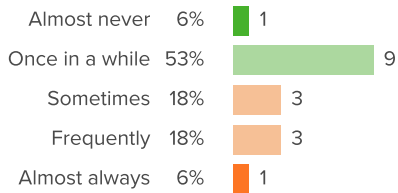
**Q.6: During the past week, how often did you feel hopeful at work?**



▲ 38 from last survey Favorable: **88%**

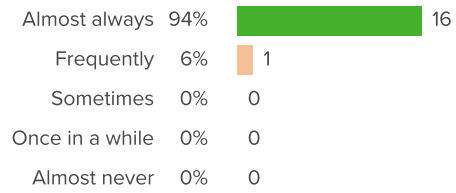


**Q.7: During the past week, how often did you feel overwhelmed at work?**



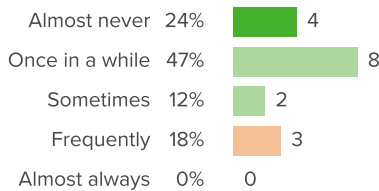
▲ 26 from last survey Favorable: **59%**

**Q.8: During the past week, how often did you feel safe at work?**



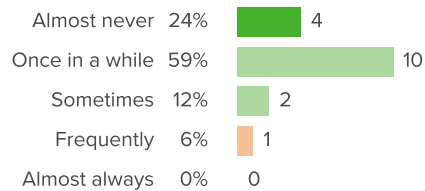
▲ 38 from last survey Favorable: **94%**

**Q.9: During the past week, how often did you feel stressed out at work?**



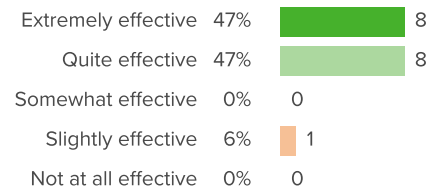
▲ 21 from last survey Favorable: **82%**

**Q.10: During the past week, how often did you feel worried at work?**



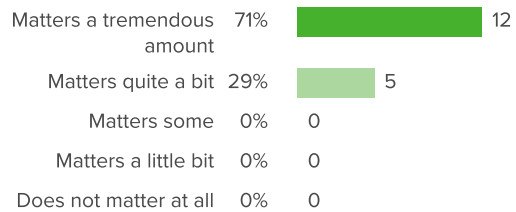
▲ 16 from last survey Favorable: **94%**

**Q.11: How effective do you feel at your job right now?**



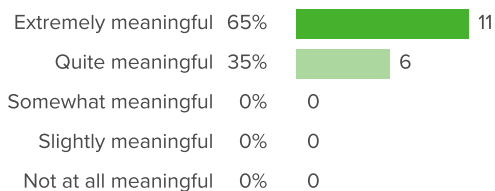
▲ 33 from last survey Favorable: **94%**

**Q.12: How much does your work matter to you?**



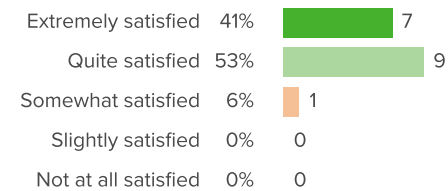
▲ 22 from last survey Favorable: **100%**

**Q.13: How meaningful for you is the work that you do?**



▲ 19 from last survey Favorable: **100%**

**Q.14: Overall, how satisfied are you with your job right now?**



▲ 16 from last survey Favorable: **94%**



# EAST MOUNTAIN HIGH SCHOOL

Family Survey  
Fall 2024



Report created by  
Panorama Education



# Summary

Topic Description	Results	Comparison
<p><b>Barriers to Engagement</b></p> <p>Factors that can create challenges for families to interact with or become involved with their child’s school. Survey-takers responded to the question, “How big of a problem are the following issues for becoming involved with your child’s current school?”</p>	<p><b>82%</b></p> <p>0 since last survey</p>	<p><b>77%</b> New Mexico Public Education Department</p> <p><b>81%</b> ALBUQUERQUE</p>
<p><b>School Climate</b></p> <p>Perceptions of the overall social and learning climate of the school.</p>	<p><b>68%</b></p> <p>▼ 13 since last survey</p>	<p><b>60%</b> New Mexico Public Education Department</p> <p><b>69%</b> ALBUQUERQUE</p>
<p><b>School Safety</b></p> <p>Perceptions of student physical and psychological safety at school.</p>	<p><b>80%</b></p> <p>▼ 3 since last survey</p>	<p><b>66%</b> New Mexico Public Education Department</p> <p><b>79%</b> ALBUQUERQUE</p>

59 responses



# Barriers to Engagement

Your average

**82%**

59 responses

Change

**0**

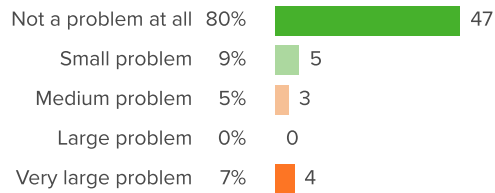
since last survey

State average: **77%** New Mexico Public Education Department

District average: **81%** ALBUQUERQUE

## How did people respond?

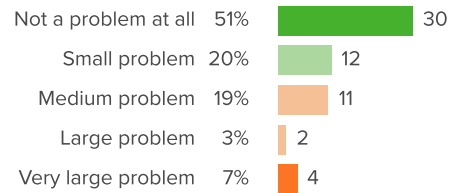
**Q.1: How big of a problem is the following issue for becoming involved with your child's current school: Childcare needs?**



▼ 2 from last survey

Favorable: **88%**

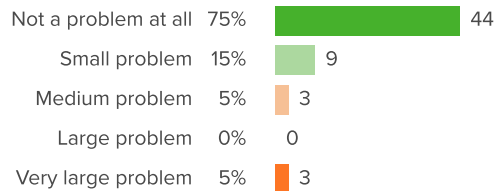
**Q.2: How big of a problem is the following issue for becoming involved with your child's current school: Transportation-related challenges?**



▼ 4 from last survey

Favorable: **71%**

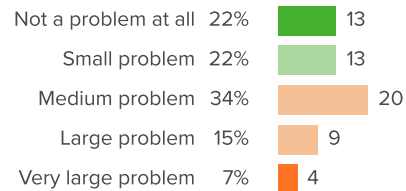
**Q.3: How big of a problem is the following issue for becoming involved with your child's current school: Concerns about getting to the school safely?**



▲ 5 from last survey

Favorable: **90%**

**Q.4: How big of a problem is the following issue for becoming involved with your child's current school: How busy your schedule is?**

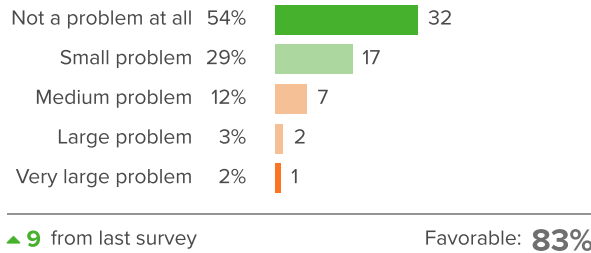


▼ 1 from last survey

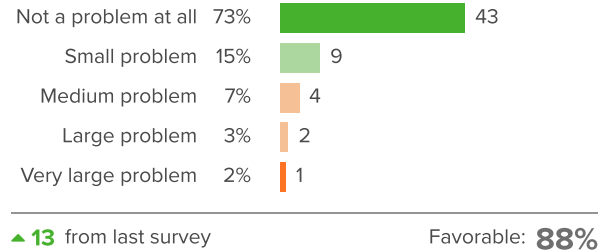
Favorable: **44%**



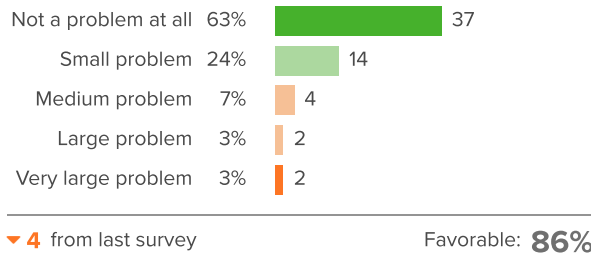
**Q.5: How big of a problem is the following issue for becoming involved with your child's current school: School staff seem too busy?**



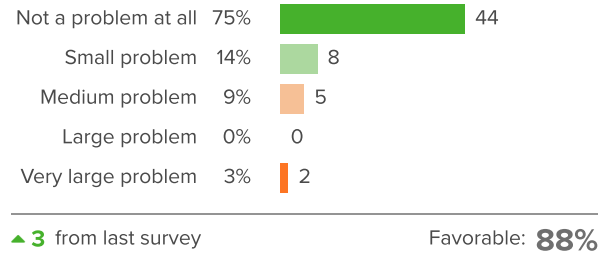
**Q.6: How big of a problem is the following issue for becoming involved with your child's current school: You feel unsure about how to communicate with the school?**



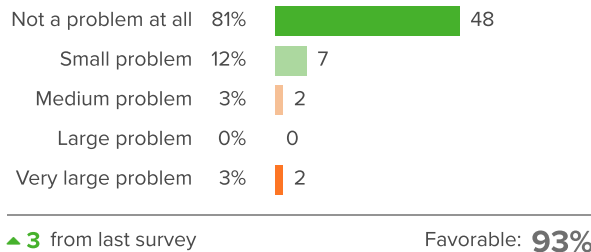
**Q.7: How big of a problem is the following issue for becoming involved with your child's current school: The school provides little information about involvement opportunities?**



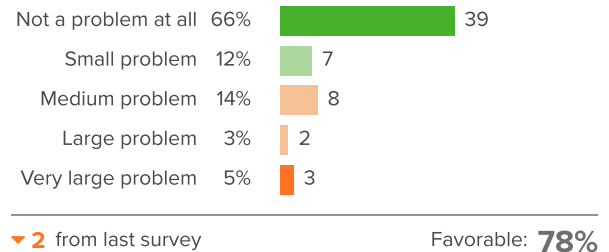
**Q.8: How big of a problem is the following issue for becoming involved with your child's current school: The school is not welcoming to parents?**



**Q.9: How big of a problem is the following issue for becoming involved with your child's current school: The school does not communicate well with people from your culture?**

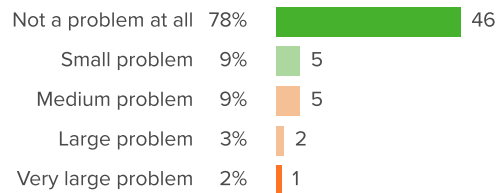


**Q.10: How big of a problem is the following issue for becoming involved with your child's current school: You do not feel a sense of belonging with your child's school community?**





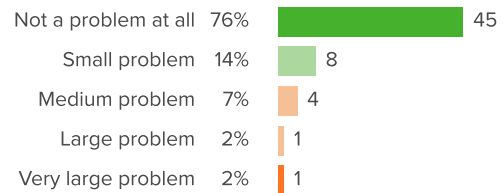
**Q.11: How big of a problem is the following issue for becoming involved with your child's current school:  
Negative memories of your own school experience?**



▼ **14** from last survey

Favorable: **86%**

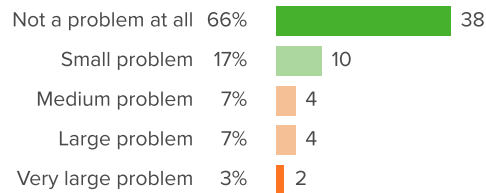
**Q.12: How big of a problem is the following issue for becoming involved with your child's current school:  
Your child does not want you to contact the school?**



▼ **5** from last survey

Favorable: **90%**

**Q.13: How big of a problem is the following issue for becoming involved with your child's current school:  
You worry that adults at the school will treat your child differently if you raise a concern?**



▲ **3** from last survey

Favorable: **83%**



# School Climate

Your average

**68%**

59 responses

Change

**▼ 13**

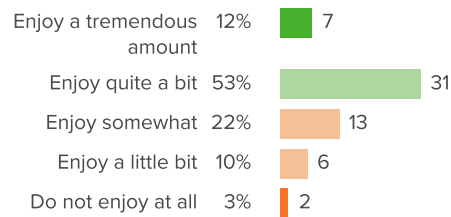
since last survey

State average: **60%** New Mexico Public Education Department

District average: **69%** ALBUQUERQUE

## How did people respond?

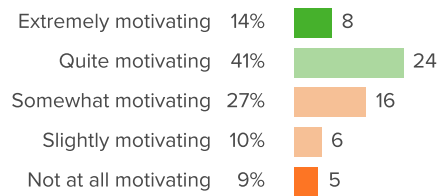
### Q.1: To what extent do you think that children enjoy going to your child's school?



▼ 16 from last survey

Favorable: **64%**

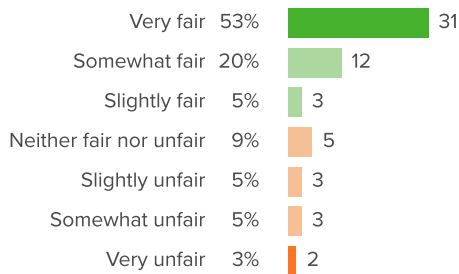
### Q.2: How motivating are the classroom lessons at your child's school?



▼ 21 from last survey

Favorable: **54%**

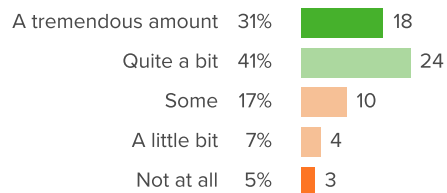
### Q.3: How fair or unfair is the school's system of evaluating children?



▼ 2 from last survey

Favorable: **78%**

### Q.4: How much does the school value the diversity of children's backgrounds?

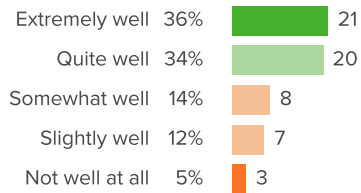


▼ 4 from last survey

Favorable: **71%**



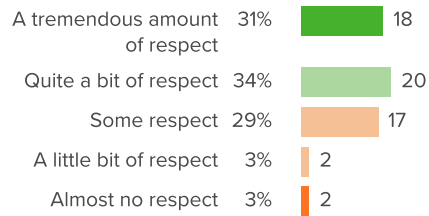
**Q.5: How well do administrators at your child's school create a school environment that helps children learn?**



▼ 11 from last survey

Favorable: **69%**

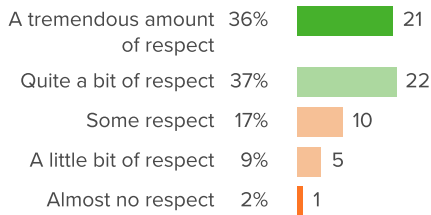
**Q.6: Overall, how much respect do you think the children at your child's school have for the staff?**



▼ 21 from last survey

Favorable: **64%**

**Q.7: Overall, how much respect do you think the teachers at your child's school have for the children?**



▼ 17 from last survey

Favorable: **73%**



# School Safety

Your average

**80%**

59 responses

Change

▼ **3**

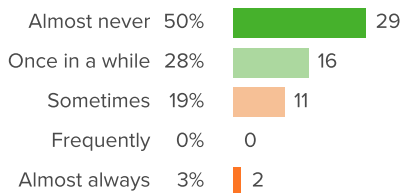
since last survey

State average: **66%** New Mexico Public Education Department

District average: **79%** ALBUQUERQUE

## How did people respond?

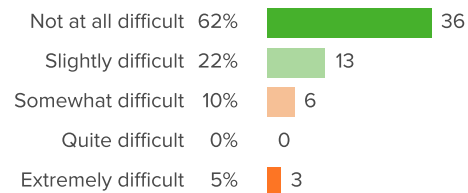
### Q.1: How often do you worry about violence at your child's school?



▼ **7** from last survey

Favorable: **78%**

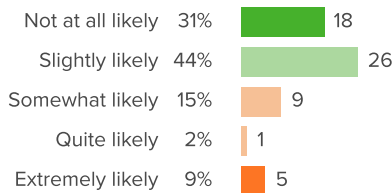
### Q.2: If a student is bullied at your child's school, how difficult is it for him/her to get help from an adult?



▼ **11** from last survey

Favorable: **84%**

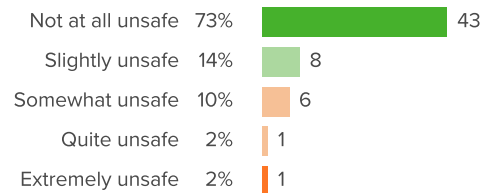
### Q.3: How likely is it that someone from your child's school will bully him/her online?



▼ **10** from last survey

Favorable: **75%**

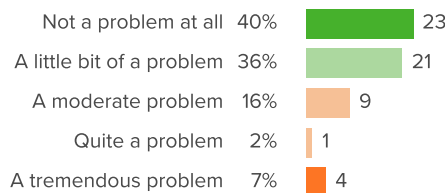
### Q.4: Overall, how unsafe does your child feel at school?



▲ **6** from last survey

Favorable: **86%**

### Q.5: To what extent are drugs a problem at your child's school?



▲ **6** from last survey

Favorable: **76%**

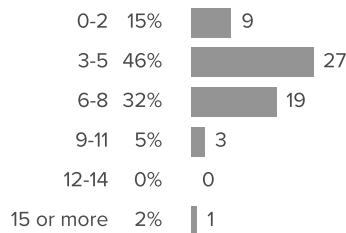


# Background Questions

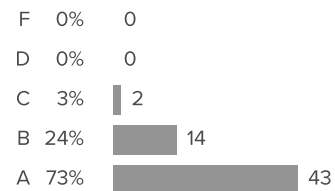
How did people respond?

---

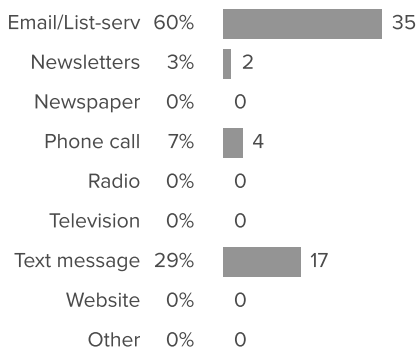
**Q.1: In an average day, how many hours of "screen time" (time in front of computers, television, texting, video games, etc.) does your child spend?**



**Q.2: On average, what grades do you expect your child to earn in school?**



**Q.3: What would be the best way for the school/district to stay in communication with you?**

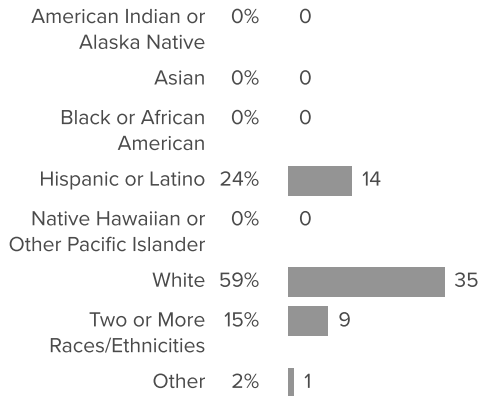


**Q.4: Does your child receive Special Education services?**

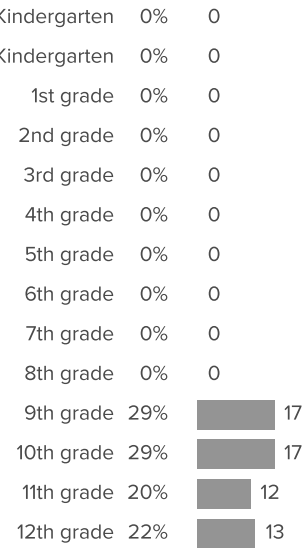




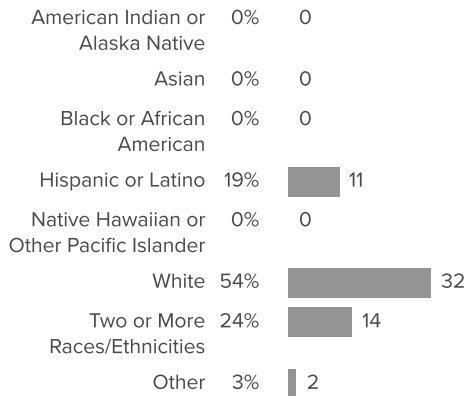
**Q.5: What is your race or ethnicity?**



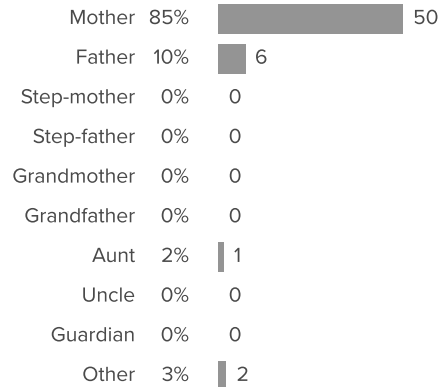
**Q.6: What grade is your child in?**



**Q.7: What is your child's race or ethnicity?**

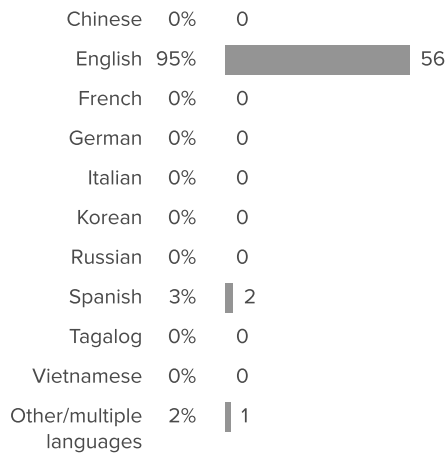


**Q.8: What is your relationship to your child?**

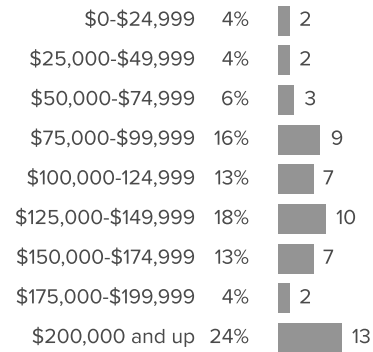




**Q.9: Please indicate the primary language spoken in your childhood home. (Please indicate only one).**



**Q.10: Please indicate your approximate average household income.**





# EAST MOUNTAIN HIGH SCHOOL

Grades 6-12  
Fall 2024



Report created by  
Panorama Education



# Summary

Topic Description	Results	Comparison
<p><b>School Climate</b> Perceptions of the overall social and learning climate of the school.</p>	<p><b>62%</b> ▼ <b>1</b> since last survey</p>	<p><b>38%</b> New Mexico Public Education Department <b>47%</b> ALBUQUERQUE</p>
<p><b>School Safety</b> Perceptions of student physical and psychological safety at school.</p>	<p><b>78%</b> ▼ <b>3</b> since last survey</p>	<p><b>55%</b> New Mexico Public Education Department <b>52%</b> ALBUQUERQUE</p>

205 responses



# School Climate

Your average

**62%**

205 responses

Change

▼ **1**

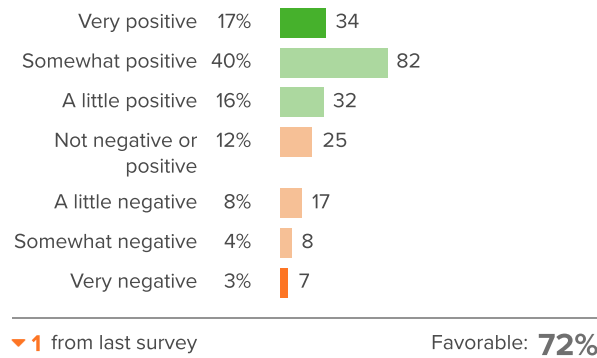
since last survey

State average: **38%** New Mexico Public Education Department

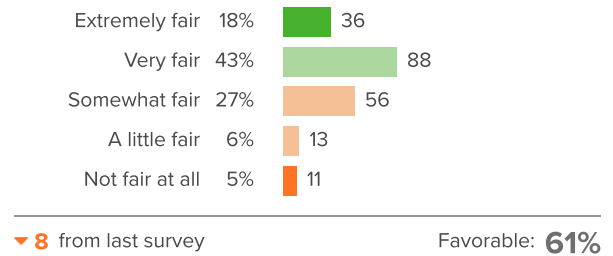
District average: **47%** ALBUQUERQUE

## How did people respond?

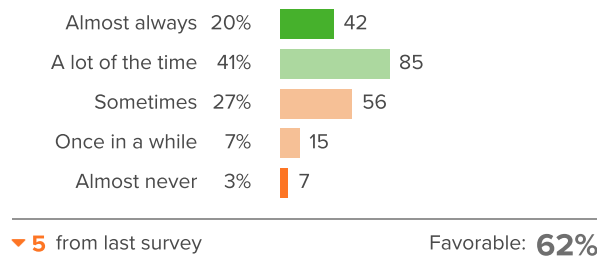
### Q.1: How positive or negative is the mood at your school?



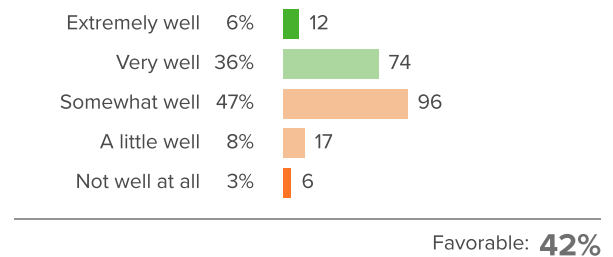
### Q.2: How fair are the rules at this school?



### Q.3: How often do your teachers seem excited to be teaching your classes?

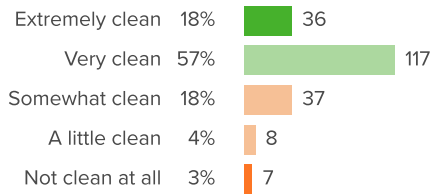


### Q.4: How well do students follow the rules of your school?





**Q.5: How clean is the building where you go to school?**



---

Favorable: **75%**



# School Safety

Your average

# 78%

205 responses

Change

# ▼ 3

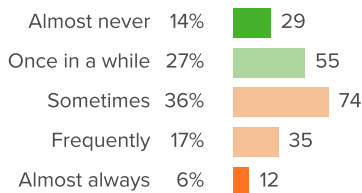
since last survey

State average: **55%** New Mexico Public Education Department

District average: **52%** ALBUQUERQUE

## How did people respond?

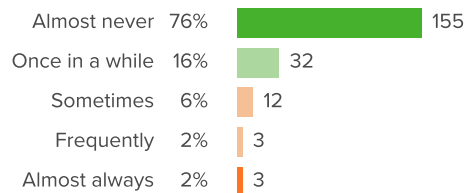
**Q.1: How often are people disrespectful to others at your school?**



▼ 10 from last survey

Favorable: **41%**

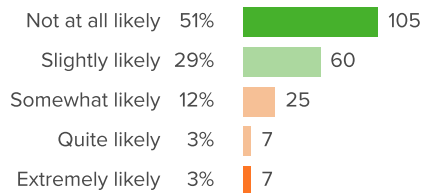
**Q.2: How often do students get into physical fights at your school?**



▼ 7 from last survey

Favorable: **91%**

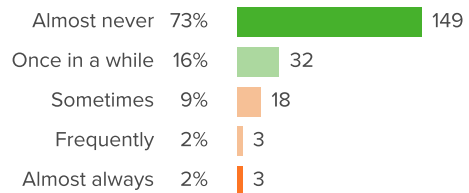
**Q.3: How likely is it that someone from your school will bully you online?**



▲ 5 from last survey

Favorable: **81%**

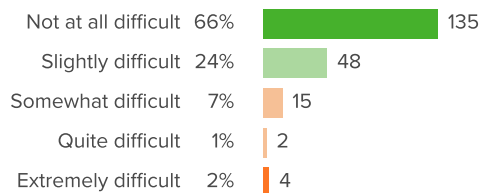
**Q.4: How often do you worry about violence at your school?**



▼ 4 from last survey

Favorable: **88%**

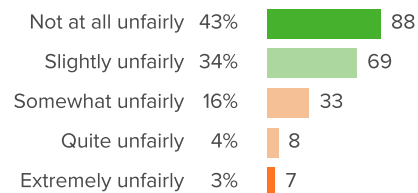
**Q.5: If a student is bullied in school, how difficult is it for him/her to get help from an adult?**



▼ 1 from last survey

Favorable: **90%**

**Q.6: At your school, how unfairly do the adults treat the students?**



▼ 3 from last survey

Favorable: **77%**