

MINEOLA INDEPENDENT SCHOOL DISTRICT

AGENDA

REGULAR MEETING - MONDAY, MAY 18, 2020 - 6:00 PM

**MINEOLA ISD ADMINISTRATION BUILDING
1695 WEST LOOP 564
MINEOLA, TX 75773**

- A. **Call to Order** **3**
 - Roll Call, Establishment of Quorum

- B. **Executive Session**
 - held for the purposes authorized by the Texas Open Meetings Act, Texas Government Code Section 551.071 et seq. concerning any and all purposes permitted by the Act including:
 - 1. Consultation with school attorney for legal advice concerning personnel matters. (Tex.Gov't. Code §551.071).
 - 2. Discuss personnel or to hear complaints against personnel. (Tex. Gov't Code §551.074).
 - 3. Discussion of purchase exchange or lease of real property. (Tex. Gov't Code §551.072).
 - 4. Discussion of Board and Superintendent Goals - AE(LEGAL), BJCD(LOCAL).
 - 5. Discussion concerning personnel resignations, probationary contract terminations, proposed contract terminations, proposed contract modification, proposed nonrenewal of all district employees, terminations, and retirement. (Tex. Gov't. Code §551.074).

- C. **Reconvene from Executive Session**

- D. **Invocation, Pledges and Introductions 7:00 p.m.** **4**

- E. **Superintendent Update**

- F. **Special Recognition**
 - 1. Primary School Students of the Month **5**
 - 2. Elementary School Students of the Month **6**
 - 3. Middle School Students of the Month **7**
 - 4. High School Students of the Month **8**

| | |
|--|----|
| 5. Teacher of the Month | 9 |
| 6. Support Staff of the Month - Technology Department | 10 |
| G. Consider Information and Action on Items Discussed in Executive Session | |
| 1. Resignations | |
| 2. Consider Approval of Professional Contracts for 2020-2021 | |
| 3. Consider Approval of Administrator Contracts for 2020-2021 | |
| H. Information Items | |
| 1. Financial Reports for April | 11 |
| 2. Tax Collection Report | 53 |
| I. Public Forum (Public Comments) | |
| J. Action Items | |
| 1. Consent Agenda | |
| a. Minutes of Meetings Held By the Mineola ISD Board of Trustees | 54 |
| b. Vendor List 2020-2021 | 57 |
| 2. New and Unfinished Action Items | |
| a. Discuss and Consider Approval of Adjustment to Contribution of Mineola ISD to TRS-ActiveCare Health Insurance | 58 |
| b. Discuss and Consider Approval of Memorandum of Understanding with Region 7 Service Center for Reading Academy | 60 |
| c. Discuss and Consider Approval of Contract with UT Health East Texas for Athletic Training and Additional Services | |
| d. Discuss and Consider Approval of Waivers Related to COVID-19 | |
| e. Discuss and Consider Approval of District Gifted and Talented Manual | 64 |
| K. Adjournment | |

Call to Order

Roll Call (Establishment of Quorum)

Dr. John Abbott

Mr. Glen Dossett

Dr. Kyle Gully

Mr. Daniel Louderman

Mr. Jay McGough

Mrs. Jill Quiambao

Mrs. Jackie Rodieck

Invocation and Pledges

Invocation

Pledge of Allegiance to the United States flag and the Texas State flag

United States of America

"I pledge allegiance to the Flag of the United States of America, and to the Republic for which it stands, one Nation under God, indivisible, with Liberty and Justice for all."

Texas State Flag

"Honor the Texas flag; I pledge allegiance to thee, Texas, one state under God, one and indivisible."



Head Start Students
Jesyx Monds
&
Henley Green



Elementary School Students



Jabari Jones



Aron Palacios

M
M
S

2019-2020

S
C
H
O
L
A
R
S



Sarah Brust



Ella Layne



Chevelle
Smith



Yuka Torres



Aiden Gould



Macy
Fischer



Mariana
Delgadillo



Fernal
Ventura



Jordan
Saxon



Cody
Brannan

T
O
P



Royer Marquez
10th Grade



Bianca Delgadillo
10th Grade



Kerry Van Cleave
High School Teacher


**MINEOLA I.S.D.
TECHNOLOGY DEPARTMENT**



Joseph Armstrong



Dennis Pappa



Don Woolley

**CAMPUS
TECHNOLOGY
SUPPORT**



**Kaye Morris
Primary School**



**Marquita Stottern
Elementary School**



**Donna Baker
Middle School**



**Carolyn Stanford
High School**

| | A | B | C | D | E | F | G | H | I |
|----|--|---|---|---|-----------------|-----------------|--------------------|----------------|---|
| 1 | MINEOLA INDEPENDENT SCHOOL DISTRICT | | | | | | | | |
| 2 | | | | | | | | | |
| 3 | | | | | | | | | |
| 4 | | | | | | | | | |
| 5 | | | | | | | | | |
| 6 | | | | | | | | | |
| 7 | 2019-2020 BUDGET | | | | | | | | |
| 8 | AS OF 4/30/20 | | | | | | | | |
| 9 | | | | | | | | | |
| 10 | | | | | | | | | |
| 11 | | | | | | | | | |
| 12 | GENERAL FUND | | | | BUDGETED | EXPENDED | ENCUMBERED/ | BALANCE | |
| 13 | FUND 199 | | | | | | ACCRUED | | |
| 14 | <i>00-NO FUNCTION</i> | | | | | | | | |
| 15 | | | | | | | | | |
| 16 | TRANSFER OUT | | | | 0.00 | 0.00 | 0.00 | 0.00 | |
| 17 | | | | | | | | | |
| 18 | <i>11-INSTRUCTION</i> | | | | | | | | |
| 19 | | | | | | | | | |
| 20 | PAYROLL | | | | 8,263,043.00 | 4,816,058.36 | 0.00 | 3,446,984.64 | |
| 21 | TOTAL | | | | 8,263,043.00 | 4,816,058.36 | 0.00 | 3,446,984.64 | |
| 22 | | | | | | | | | |
| 23 | FINGERPRINTING-HS | | | | 0.00 | 0.00 | 0.00 | 0.00 | |
| 24 | FINGERPRINTING-MS | | | | 0.00 | 0.00 | 0.00 | 0.00 | |
| 25 | FINGERPRINTING-PS | | | | 0.00 | 0.00 | 0.00 | 0.00 | |
| 26 | FINGERPRINTING-ES | | | | 0.00 | 0.00 | 0.00 | 0.00 | |
| 27 | CONT SERV-CIS-HS | | | | 0.00 | 0.00 | 0.00 | 0.00 | |
| 28 | STUDENT TUTION-HS | | | | 33,700.00 | 10,180.00 | 0.00 | 23,520.00 | |
| 29 | STUDENT TUTION-HS-C/T | | | | 0.00 | 0.00 | 0.00 | 0.00 | |
| 30 | COMPUTER AND COPIER REPAIR/MAINT-HS | | | | 5,500.00 | 0.00 | 1,700.00 | 3,800.00 | |
| 31 | COMPUTER AND COPIER REPAIR/MAINT-MS | | | | 5,500.00 | 0.00 | 0.00 | 5,500.00 | |
| 32 | COMPUTER AND COPIER REPAIR/MAINT-PS | | | | 5,500.00 | 0.00 | 0.00 | 5,500.00 | |
| 33 | COMPUTER AND COPIER REPAIR/MAINT-ES | | | | 5,000.00 | 0.00 | 0.00 | 5,000.00 | |
| 34 | GENERAL REPAIR-HS | | | | 4,500.00 | 63.00 | 0.00 | 4,437.00 | |
| 35 | CONTRACTED SERVICE-DRAMA | | | | 0.00 | 0.00 | 0.00 | 0.00 | |
| 36 | BAND INSTRUMENT REPAIR-HS | | | | 7,500.00 | 2,512.11 | 4,530.10 | 457.79 | |
| 37 | BAND INSTRUMENT REPAIR-MS | | | | 4,000.00 | 3,105.00 | 55.00 | 840.00 | |
| 38 | REPAIR-CAREER & TECH-HS | | | | 0.00 | 0.00 | 0.00 | 0.00 | |
| 39 | VO AG-MAINT-HS | | | | 2,000.00 | 64.14 | 0.00 | 1,935.86 | |
| 40 | MAINT WELDING-HS C/T | | | | 8,000.00 | 0.00 | 0.00 | 8,000.00 | |
| 41 | MAINT AUTO MECHANICS-HS-CT | | | | 500.00 | 259.82 | 0.00 | 240.18 | |
| 42 | LEASE/RENTAL-BAND | | | | 0.00 | 750.00 | 0.00 | (750.00) | |
| 43 | LEASE/RENTAL-VO AG | | | | 2,000.00 | 1,829.29 | 125.00 | 45.71 | |
| 44 | RENTAL-GRADUATION | | | | 2,700.00 | 0.00 | 2,621.86 | 78.14 | |
| 45 | RENTAL DRIVER'S ED-HS | | | | 0.00 | 0.00 | 0.00 | 0.00 | |
| 46 | CONT-SERV-COMPUTERS-HS | | | | 8,000.00 | 4,195.88 | 0.00 | 3,804.12 | |
| 47 | CONT SERV-COMPUTERS-HS C/T | | | | 16,900.00 | 3,850.00 | 0.00 | 13,050.00 | |
| 48 | CONT SERV-GRADUATION-HS | | | | 0.00 | 0.00 | 0.00 | 0.00 | |
| 49 | CONT SERV-COMPUTERS-HS ALLOTMENT | | | | 36,152.00 | 12,330.00 | 0.00 | 23,822.00 | |
| 50 | CONT-SERV-COMPUTERS-HS-ESL | | | | 0.00 | 0.00 | 0.00 | 0.00 | |
| 51 | CONT SERV-COMPUTERS-MS | | | | 23,600.00 | 1,095.00 | 0.00 | 22,505.00 | |
| 52 | CONT SERV-COMPUTERS-MS-SP ED | | | | 0.00 | 0.00 | 0.00 | 0.00 | |
| 53 | CONT SERV-COMPUTERS-MS-ESL | | | | 0.00 | 0.00 | 0.00 | 0.00 | |
| 54 | CONT SERV-SOMPUTERS-MS-ST COMP | | | | 0.00 | 0.00 | 0.00 | 0.00 | |

| | A | B | C | D | E | F | G | H | I |
|----|--------------------------------|---|---|---|---|------------|-----------|----------|------------|
| 51 | CONT SERV-COMPUTERS-PS | | | | | 10,685.00 | 2,832.30 | 0.00 | 7,852.70 |
| 52 | CONT SERV-COMPUTERS-PS ESL | | | | | 0.00 | 0.00 | 0.00 | 0.00 |
| 53 | CONT SERV-COMPUTERS-PS-ST COMP | | | | | 0.00 | 0.00 | 0.00 | 0.00 |
| 54 | CONT SERV-COMPUTERS- ES | | | | | 18,267.00 | 1,695.97 | 0.00 | 16,571.03 |
| 55 | CONT SERV-COMPUTERS-ES-ESL | | | | | 0.00 | 0.00 | 0.00 | 0.00 |
| 56 | CONT SERV-COMPUTERS-ES-ST COMP | | | | | 0.00 | 0.00 | 0.00 | 0.00 |
| 57 | CONT SERV-TECHNOLOGY-HS | | | | | 10,000.00 | 631.25 | 0.00 | 9,368.75 |
| 58 | CONT SERV-TECHNOLOGY-MS | | | | | 10,000.00 | 1,140.00 | 0.00 | 8,860.00 |
| 59 | CONT SERV-TECHNOLOGY-PS | | | | | 10,000.00 | 0.00 | 0.00 | 10,000.00 |
| 60 | CONT SERV-TECHNOLOGY-ES | | | | | 5,000.00 | 95.00 | 0.00 | 4,905.00 |
| 61 | TOTAL | | | | | 235,004.00 | 46,628.76 | 9,031.96 | 179,343.28 |
| 62 | | | | | | | | | |
| 63 | INST SUPPLIES-HS | | | | | 14,000.00 | 5,338.64 | 791.28 | 7,870.08 |
| 64 | INST SUPPLIES-HS-GT | | | | | 1,000.00 | 0.00 | 0.00 | 1,000.00 |
| 65 | INST SUPPLIES-HS CTE | | | | | 8,710.00 | 4,980.95 | 321.90 | 3,407.15 |
| 66 | INST SUPPLIES-HS-ESL | | | | | 300.00 | 0.00 | 237.85 | 62.15 |
| 67 | INST SUPPLIES-HS-ST COMP | | | | | 0.00 | 0.00 | 0.00 | 0.00 |
| 68 | INST SUPPLIES-HS-EXTENDED DAY | | | | | 0.00 | 0.00 | 0.00 | 0.00 |
| 69 | INST SUPPLIES-HS ALLOTMENT | | | | | 2,000.00 | 0.00 | 0.00 | 2,000.00 |
| 70 | INST SUPPLIES-MS | | | | | 12,500.00 | 4,029.42 | 937.20 | 7,533.38 |
| 71 | INST SUPPLIES-MS-G/T | | | | | 10,433.16 | 10,119.77 | 313.39 | (0.00) |
| 72 | INST SUPPLIES-MS-ESL | | | | | 325.00 | 229.10 | 0.00 | 95.90 |
| 73 | INST SUPPLIES-MS-ST COMP | | | | | 1,500.00 | 0.00 | 0.00 | 1,500.00 |
| 74 | INST SUPPLIES-MS-EXTENDED DAY | | | | | 1,200.00 | 340.80 | 0.00 | 859.20 |
| 75 | INST SUPPLIES-PS | | | | | 18,000.00 | 4,793.17 | 0.00 | 13,206.83 |
| 76 | INST SUPPLIES-PS-G/T | | | | | 1,000.00 | 951.10 | 262.50 | (213.60) |
| 77 | INST SUPPLIES-PS-ESL | | | | | 500.00 | 0.00 | 496.78 | 3.22 |
| 78 | INST SUPPLIES-PS-DYSLEXIA | | | | | 500.00 | 0.00 | 265.54 | 234.46 |
| 79 | INST SUPPLIES-PS-AFTER SCHOOL | | | | | 0.00 | 0.00 | 0.00 | 0.00 |
| 80 | INST SUPPLIES-ES | | | | | 14,000.00 | 3,286.80 | 120.00 | 10,593.20 |
| 81 | INST SUPPLIES-ES-G/T | | | | | 250.00 | 828.50 | 250.00 | (828.50) |
| 82 | INST SUPPLIES-ES-ESL | | | | | 500.00 | 229.11 | 0.00 | 270.89 |
| 83 | INST SUPPLIES-ES-ST COMP | | | | | 1,800.00 | 280.90 | 0.00 | 1,519.10 |
| 84 | INST SUPPLIES-ES-AFTER SCHOOL | | | | | 600.00 | 435.68 | 0.00 | 164.32 |
| 85 | INST SUPPLIES-ESL-DISTRICT | | | | | 0.00 | 0.00 | 0.00 | 0.00 |
| 86 | SUPPLIES-DISTRICT | | | | | 0.00 | 0.00 | 0.00 | 0.00 |
| 87 | GENERAL SUPPLIES-HS | | | | | 10,000.00 | 3,463.42 | 735.00 | 5,801.58 |
| 88 | GENERAL SUPPLIES-MS | | | | | 1,544.09 | 653.44 | 256.00 | 634.65 |
| 89 | GENERAL SUPPLIES-PS | | | | | 4,500.00 | 1,383.70 | 959.58 | 2,156.72 |
| 90 | GENERAL SUPPLIES-ES | | | | | 5,000.00 | 3,994.30 | 0.00 | 1,005.70 |
| 91 | ENGLISH-HS | | | | | 1,300.00 | 468.92 | 0.00 | 831.08 |
| 92 | ENGLISH-MS | | | | | 2,500.00 | 1,756.36 | 0.00 | 743.64 |
| 93 | SPEECH-HS | | | | | 0.00 | 0.00 | 0.00 | 0.00 |
| 94 | SPEECH-MS | | | | | 0.00 | 0.00 | 0.00 | 0.00 |
| 95 | JOURNALISM-HS | | | | | 1,100.00 | 0.00 | 0.00 | 1,100.00 |
| 96 | JOURNALISM-MS | | | | | 0.00 | 0.00 | 0.00 | 0.00 |
| 97 | DRAMA-HS | | | | | 3,000.00 | 848.62 | 799.95 | 547.53 |
| 98 | DRAMA-MS | | | | | 350.00 | 142.39 | 0.00 | 207.61 |
| 99 | READING-MS | | | | | 670.00 | 0.00 | 0.00 | 670.00 |

| | A | B | C | D | E | F | G | H | I |
|-----|---------------------|---|---|---|---|-----------|-----------|-----------|----------|
| 100 | READING-PS | | | | | 0.00 | 0.00 | 0.00 | 0.00 |
| 101 | SPANISH-HS | | | | | 820.00 | 627.25 | 0.00 | 192.75 |
| 102 | BAND-HS | | | | | 10,100.00 | 7,729.43 | 551.98 | 1,818.59 |
| 103 | CHOIR-HS | | | | | 1,400.00 | 1,189.94 | 0.00 | 210.06 |
| 104 | BAND-MS | | | | | 5,200.00 | 3,967.04 | 920.47 | 312.49 |
| 105 | CHOIR-MS | | | | | 600.00 | 447.27 | 0.00 | 152.73 |
| 106 | HISTORY-HS | | | | | 1,750.00 | 678.80 | 0.00 | 1,071.20 |
| 107 | HISTORY-MS | | | | | 400.00 | 0.00 | 0.00 | 400.00 |
| 108 | MATH-HS | | | | | 2,000.00 | 812.68 | 0.00 | 1,187.32 |
| 109 | MATH-MS | | | | | 3,050.00 | 731.78 | 0.00 | 2,318.22 |
| 110 | ART-HS | | | | | 2,000.00 | 222.31 | 1,665.00 | 112.69 |
| 111 | ART-MS | | | | | 1,550.00 | 445.27 | 5.31 | 1,099.42 |
| 112 | ART-PS | | | | | 0.00 | 0.00 | 0.00 | 0.00 |
| 113 | ART-ES | | | | | 0.00 | 0.00 | 0.00 | 0.00 |
| 114 | SCIENCE-HS | | | | | 11,000.00 | 9,788.71 | 1,029.87 | 181.42 |
| 115 | SCIENCE-MS | | | | | 2,550.00 | 838.60 | 0.00 | 1,711.40 |
| 116 | SCIENCE-ES | | | | | 500.00 | 0.00 | 0.00 | 500.00 |
| 117 | MUSIC-PS | | | | | 700.00 | 247.32 | 0.00 | 452.68 |
| 118 | MUSIC-ES | | | | | 500.00 | 378.67 | 0.00 | 121.33 |
| 119 | PE-HS | | | | | 1,000.00 | 0.00 | 0.00 | 1,000.00 |
| 120 | PE-MS | | | | | 850.00 | 0.00 | 0.00 | 850.00 |
| 121 | PE-PS | | | | | 900.00 | 830.98 | 0.00 | 69.02 |
| 122 | PE-ES | | | | | 1,000.00 | 0.00 | 0.00 | 1,000.00 |
| 123 | BLENDED LEARNING-MS | | | | | 1,000.00 | 0.00 | 0.00 | 1,000.00 |
| 124 | BUSINESS DEPT-HS | | | | | 5,000.00 | 2,852.97 | 0.00 | 2,147.03 |
| 125 | KEYBOARDING-MS | | | | | 0.00 | 0.00 | 0.00 | 0.00 |
| 126 | HEALTH-HS | | | | | 0.00 | 0.00 | 0.00 | 0.00 |
| 127 | SIXTH GRADE-MS | | | | | 0.00 | 0.00 | 0.00 | 0.00 |
| 128 | KINDERGARTEN-PS | | | | | 4,200.00 | 3,359.84 | 839.76 | 0.40 |
| 129 | FIRST GRADE-PS | | | | | 4,800.00 | 3,181.33 | 1,157.46 | 461.21 |
| 130 | SECOND GRADE-PS | | | | | 4,800.00 | 926.86 | 3,115.62 | 757.52 |
| 131 | PRE-K/HEAD START-PS | | | | | 1,800.00 | 1,119.43 | 531.98 | 148.59 |
| 132 | THIRD GRADE-ES | | | | | 3,600.00 | 1,130.83 | 1,248.59 | 1,220.58 |
| 133 | FOURTH GRADE-ES | | | | | 4,200.00 | 358.98 | 0.00 | 3,841.02 |
| 134 | FIFTH GRADE-ES | | | | | 3,500.00 | 3,287.25 | 0.00 | 212.75 |
| 135 | COMPUTER LAB-MS | | | | | 397.75 | 397.75 | 0.00 | 0.00 |
| 136 | COMPUTER LAB-PS | | | | | 900.00 | 314.82 | 0.00 | 585.18 |
| 137 | COMPUTER LAB-ES | | | | | 0.00 | 0.00 | 0.00 | 0.00 |
| 138 | CAREER & TECH-HS | | | | | 0.00 | 0.00 | 0.00 | 0.00 |
| 139 | WELDING-HS | | | | | 30,159.80 | 15,699.54 | 11,938.59 | 2,521.67 |
| 140 | VO AGRICULTURE-HS | | | | | 12,400.00 | 10,579.30 | 1,015.00 | 805.70 |
| 141 | EDUCATION-HS | | | | | 1,000.00 | 692.00 | 0.00 | 308.00 |
| 142 | AUTO MECH-HS | | | | | 12,000.00 | 5,749.56 | 87.98 | 6,162.46 |
| 143 | FLORAL DESIGN-HS | | | | | 8,000.00 | 5,591.15 | 0.00 | 2,408.85 |
| 144 | HEALTH SCIENCE-HS | | | | | 10,000.00 | 10,729.77 | 0.00 | (729.77) |
| 145 | SPEECH THERAPY-ES | | | | | 0.00 | 0.00 | 0.00 | 0.00 |
| 146 | CONTENT MASTERY-HS | | | | | 0.00 | 0.00 | 0.00 | 0.00 |
| 147 | SPECIAL ED-HS | | | | | 750.00 | 0.00 | 745.50 | 4.50 |
| 148 | SPECIAL ED-MS | | | | | 2,000.00 | 617.56 | 0.00 | 1,382.44 |
| 149 | SPECIAL ED-PS | | | | | 850.00 | 507.43 | 0.00 | 342.57 |
| 150 | SPECIAL ED-ES | | | | | 3,000.00 | 458.63 | 1,173.12 | 1,368.25 |

| | A | B | C | D | E | F | G | H | I |
|-----|---------------------------------|---|---|---|---|------------|------------|-----------|------------|
| 151 | SUPPLIES-HS-SCIENCE-RENOVATIONS | | | | | 0.00 | 0.00 | 0.00 | 0.00 |
| 152 | SUPPLIES-TECHNOLOGY-HS** | | | | | 10,000.00 | 2,999.96 | 0.00 | 7,000.04 |
| 153 | SUPPLIES-TECHNOLOGY-HS C/T | | | | | 0.00 | 0.00 | 0.00 | 0.00 |
| 154 | SUPPLIES-TECHNOLOGY-MS** | | | | | 9,000.00 | 2,436.15 | 0.00 | 6,563.85 |
| 155 | SUPPLIES-TECHNOLOGY-PS** | | | | | 10,000.00 | 2,830.62 | 0.00 | 7,169.38 |
| 156 | SUPPLIES-TECHNOLOGY-ES** | | | | | 9,000.00 | 2,488.36 | 0.00 | 6,511.64 |
| 157 | TOTAL | | | | | 319,309.80 | 155,801.23 | 32,773.20 | 130,735.37 |
| 158 | | | | | | | | | |
| 159 | GENERAL TRAVEL-HS | | | | | 2,500.00 | 0.00 | 0.00 | 2,500.00 |
| 160 | TRAVEL-BUSINESS-HS | | | | | 500.00 | 0.00 | 0.00 | 500.00 |
| 161 | TRAVEL-DRAFTING-HS | | | | | 0.00 | 0.00 | 0.00 | 0.00 |
| 162 | TRAVEL-VO AG-HS | | | | | 5,000.00 | 317.67 | 0.00 | 4,682.33 |
| 163 | TRAVEL-FCCLA/TAFE-HS | | | | | 500.00 | 193.89 | 0.00 | 306.11 |
| 164 | TRAVEL-AUTO MECH-HS | | | | | 0.00 | 479.42 | 0.00 | (479.42) |
| 165 | TRAVEL-DE-HS | | | | | 0.00 | 0.00 | 0.00 | 0.00 |
| 166 | C/T STUDENT INSURANCE | | | | | 400.00 | 405.00 | 0.00 | (5.00) |
| 167 | FEES/DUES- C/T CERTIFICATION | | | | | 14,940.00 | 9,660.00 | 0.00 | 5,280.00 |
| 168 | GRADUATION EXPENSE | | | | | 2,300.00 | 255.30 | 1,631.00 | 413.70 |
| 169 | TOTAL | | | | | 26,140.00 | 11,311.28 | 1,631.00 | 13,197.72 |
| 170 | | | | | | | | | |
| 171 | VECHILE-VO AG | | | | | 0.00 | 0.00 | 0.00 | 0.00 |
| 172 | EQUIP/FURN>5,000-VO AG | | | | | 0.00 | 0.00 | 0.00 | 0.00 |
| 173 | FURN/EQUIP-HS | | | | | 42,893.00 | 6,743.10 | 15,870.48 | 20,279.42 |
| 174 | FURN/EQUIP-ESL | | | | | 0.00 | 0.00 | 0.00 | 0.00 |
| 175 | FURN/EQUIP-HS ALLOTMENT | | | | | 0.00 | 0.00 | 0.00 | 0.00 |
| 176 | FURN/EQUIP-MS | | | | | 22,982.00 | 11,270.91 | 6,593.67 | 5,117.42 |
| 177 | FURN/EQUIP-MS-ST COMP | | | | | 0.00 | 0.00 | 0.00 | 0.00 |
| 178 | FURN/EQUIP-PS | | | | | 10,000.00 | 1,571.67 | 0.00 | 8,428.33 |
| 179 | FURN/EQUIP-PS-EARLY EDUCATION | | | | | 50,613.00 | 30,268.69 | 5,970.49 | 14,373.82 |
| 180 | FURN/EQUIP-ES | | | | | 32,687.00 | 4,943.00 | 4,970.49 | 22,773.51 |
| 181 | FURN/EQUIP-DISTRICT WIDE | | | | | 0.00 | 0.00 | 0.00 | 0.00 |
| 182 | FURN/EQUIP-MS-ENGLISH | | | | | 0.00 | 0.00 | 0.00 | 0.00 |
| 183 | FURN/EQUIP-DRAMA | | | | | 0.00 | 0.00 | 0.00 | 0.00 |
| 184 | FURN/EQUIP-MS-ENGLISH | | | | | 0.00 | 0.00 | 0.00 | 0.00 |
| 185 | FURN/EQUIP-SPANISH | | | | | 0.00 | 0.00 | 0.00 | 0.00 |
| 186 | BAND INSTRUMENTS-HS | | | | | 48,331.00 | 47,462.76 | 370.00 | 498.24 |
| 187 | FURN/EQUIP-HS CHOIR | | | | | 0.00 | 0.00 | 0.00 | 0.00 |
| 188 | BAND INSTRUMENTS-MS | | | | | 0.00 | 0.00 | 0.00 | 0.00 |
| 189 | FURN/EQUIP-HS ART | | | | | 0.00 | 0.00 | 0.00 | 0.00 |
| 190 | FURN/EQUIP-MS-ART | | | | | 0.00 | 0.00 | 0.00 | 0.00 |
| 191 | FURN/EQUIP-HS-MATH | | | | | 0.00 | 0.00 | 0.00 | 0.00 |
| 192 | FURN/EQUIP-MS-MATH | | | | | 0.00 | 0.00 | 0.00 | 0.00 |
| 193 | FURN/EQUIP-HS-SCIENCE | | | | | 0.00 | 0.00 | 0.00 | 0.00 |
| 194 | FURN/EQUIP-MS-SCIENCE | | | | | 3,000.00 | 3,000.00 | 0.00 | 0.00 |
| 195 | FURN/EQUIP-PS-MUSIC | | | | | 0.00 | 0.00 | 0.00 | 0.00 |
| 196 | FURN/EQUIP-ES-MUSIC | | | | | 0.00 | 0.00 | 0.00 | 0.00 |
| 197 | FUNR/EQUIP-HS-PE | | | | | 0.00 | 0.00 | 0.00 | 0.00 |
| 198 | FURN/EQUIP-PS-PE | | | | | 0.00 | 0.00 | 0.00 | 0.00 |
| 199 | FURN/EQUIP-ES-PE | | | | | 0.00 | 0.00 | 0.00 | 0.00 |
| 200 | FURN/EQUIP-KEYBOARDING-MS | | | | | 0.00 | 0.00 | 0.00 | 0.00 |

| | A | B | C | D | E | F | G | H | I |
|-----|-------------------------------------|---|---|---|---|--------------|--------------|-----------|--------------|
| 201 | FURN/EQUIP-PS-PRE-K | | | | | 0.00 | 0.00 | 0.00 | 0.00 |
| 202 | FURN/EQUIP-PS-KINDERGARTEN | | | | | 0.00 | 0.00 | 0.00 | 0.00 |
| 203 | FURN/EQUIP-PS-FIRST GRADE | | | | | 0.00 | 0.00 | 0.00 | 0.00 |
| 204 | FURN/EQUIP-PS-SECOND GRADE | | | | | 0.00 | 0.00 | 0.00 | 0.00 |
| 205 | FURN/EQUIP-HEAD START | | | | | 0.00 | 0.00 | 0.00 | 0.00 |
| 206 | FURN/EQUIP-ES-THIRD GRADE | | | | | 0.00 | 0.00 | 0.00 | 0.00 |
| 207 | FURN/EQUIP-ES-FOURTH GRADE | | | | | 0.00 | 0.00 | 0.00 | 0.00 |
| 208 | FURN/EQUIP-ES-FIFTH GRADE | | | | | 0.00 | 0.00 | 0.00 | 0.00 |
| 209 | FURN/EQUIP-HS-INST TECHNOLOGY | | | | | 10,000.00 | 9,636.60 | 1,657.37 | (1,293.97) |
| 210 | FURN/EQUIP-VO AG | | | | | 0.00 | 0.00 | 0.00 | 0.00 |
| 211 | FURN/EQUIP-FLORAL DESIGN | | | | | 0.00 | 0.00 | 0.00 | 0.00 |
| 212 | FURN-EQUIP-HS-AUTO MECH | | | | | 0.00 | 482.00 | 0.00 | (482.00) |
| 213 | FURN/EQUIP-PS-SPEECH | | | | | 0.00 | 0.00 | 0.00 | 0.00 |
| 214 | FURN/EQUIP-HS-SP ED | | | | | 0.00 | 0.00 | 0.00 | 0.00 |
| 215 | FURN/EQUIP-MS-SP ED | | | | | 0.00 | 0.00 | 0.00 | 0.00 |
| 216 | FURN/EQUIP-PS-SP ED | | | | | 0.00 | 1,582.98 | 0.00 | (1,582.98) |
| 217 | FURN/EQUIP-ES-SP ED | | | | | 0.00 | 0.00 | 0.00 | 0.00 |
| 218 | FURN/EQUIP-HS-SCIENCE-RENOVATIONS | | | | | 0.00 | 0.00 | 0.00 | 0.00 |
| 219 | FURN/EQUIP-HS TECHNOLOGY** | | | | | 34,952.00 | 2,103.98 | 0.00 | 32,848.02 |
| 220 | FURN/EQUIP-HS-C/T | | | | | 0.00 | 0.00 | 0.00 | 0.00 |
| 221 | FURN/EQUIP-HS-ST COMP | | | | | 0.00 | 0.00 | 0.00 | 0.00 |
| 222 | FURN/EQUIP-MS TECHNOLOGY** | | | | | 34,952.00 | 23,413.51 | 0.00 | 11,538.49 |
| 223 | FURN/EQUIP-PS TECHNOLOGY** | | | | | 19,652.00 | 8,125.20 | 0.00 | 11,526.80 |
| 224 | FURN/EQUIP-ES TECHNOLOGY** | | | | | 15,352.00 | 2,214.52 | 0.00 | 13,137.48 |
| 225 | FURN/EQUIP-ES-ST COMP | | | | | 0.00 | 0.00 | 0.00 | 0.00 |
| 226 | TOTAL | | | | | 325,414.00 | 152,818.92 | 35,432.50 | 137,162.58 |
| 227 | | | | | | | | | |
| 228 | TOTAL INSTRUCTION | | | | | 9,168,910.80 | 5,182,618.55 | 78,868.66 | 3,907,423.59 |
| 229 | | | | | | | | | |
| 230 | | | | | | | | | |
| 231 | | | | | | | | | |
| 232 | SALARY | | | | | 215,061.00 | 129,809.03 | 0.00 | 85,251.97 |
| 233 | TOTAL | | | | | 215,061.00 | 129,809.03 | 0.00 | 85,251.97 |
| 234 | | | | | | | | | |
| 235 | REGION VII | | | | | 900.00 | 731.25 | 0.00 | 168.75 |
| 236 | CONTRACTED SERVICES-HS | | | | | 2,138.00 | 835.50 | 0.00 | 1,302.50 |
| 237 | CONTRACTED SERVICES-MS | | | | | 1,000.00 | 835.50 | 0.00 | 164.50 |
| 238 | CONTRACTED SERVICES-PS | | | | | 1,000.00 | 110.50 | 0.00 | 889.50 |
| 239 | CONTRACTED SERVICES-ES | | | | | 1,000.00 | 110.49 | 0.00 | 889.51 |
| 240 | TOTAL | | | | | 6,038.00 | 2,623.24 | 0.00 | 3,414.76 |
| 241 | | | | | | | | | |
| 242 | MAGAZINES/BOOKS-HS | | | | | 2,000.00 | 200.20 | 0.00 | 1,799.80 |
| 243 | MAGAZINES/BOOKS-MS | | | | | 3,000.00 | 0.00 | 948.71 | 2,051.29 |
| 244 | MAGAZINES/BOOKS-PS | | | | | 11,500.00 | 0.00 | 3,204.01 | 8,295.99 |
| 245 | MAGAZINES/BOOKS-ES | | | | | 6,000.00 | 1,546.16 | 0.00 | 4,453.84 |
| 246 | AUDIO VISUAL & OTHER INST SUPPLY-HS | | | | | 2,000.00 | 1,663.62 | 0.00 | 336.38 |
| 247 | AUDIO VISUAL & OTHER INST SUPPLY-MS | | | | | 15,000.00 | 1,982.96 | 10,544.34 | 2,472.70 |
| 248 | AUDIO VISUAL & OTHER INST SUPPLY-PS | | | | | 1,500.00 | 0.00 | 0.00 | 1,500.00 |
| 249 | AUDIO VISUAL & OTHER INST SUPPLY-ES | | | | | 5,900.00 | 3,361.45 | 0.00 | 2,538.55 |
| 250 | TOTAL | | | | | 46,900.00 | 8,754.39 | 14,697.06 | 23,448.55 |

12-LIBRARY

| | A | B | C | D | E | F | G | H | I |
|-----|--------------------------------------|---|---|---|---|------------|------------|-----------|------------|
| 251 | | | | | | | | | |
| 252 | TRAVEL-HS | | | | | 0.00 | 0.00 | 0.00 | 0.00 |
| 253 | TRAVEL-MS | | | | | 0.00 | 0.00 | 0.00 | 0.00 |
| 254 | TRAVEL-PS | | | | | 50.00 | 0.00 | 0.00 | 50.00 |
| 255 | TRAVEL-ES | | | | | 600.00 | 0.00 | 0.00 | 600.00 |
| 256 | FEES/DUES-HS | | | | | 0.00 | 0.00 | 0.00 | 0.00 |
| 257 | TOTAL | | | | | 650.00 | 0.00 | 0.00 | 650.00 |
| 258 | | | | | | | | | |
| 259 | FURN/EQUIP-HS | | | | | 0.00 | 0.00 | 0.00 | 0.00 |
| 260 | FURN/EQUIP-MS | | | | | 0.00 | 0.00 | 0.00 | 0.00 |
| 261 | FURN/EQUIP-PS | | | | | 0.00 | 0.00 | 0.00 | 0.00 |
| 262 | FURN/EQUIP-ES | | | | | 0.00 | 0.00 | 0.00 | 0.00 |
| 263 | TOTAL | | | | | 0.00 | 0.00 | 0.00 | 0.00 |
| 264 | | | | | | | | | |
| 265 | TOTAL LIBRARY | | | | | 268,649.00 | 141,186.66 | 14,697.06 | 112,765.28 |
| 266 | | | | | | | | | |
| 267 | | | | | | | | | |
| 268 | | | | | | | | | |
| 269 | DEPARTMENT HEAD/JUDGE TRUST | | | | | 136,839.00 | 94,811.00 | 0.00 | 42,028.00 |
| 270 | TOTAL | | | | | 136,839.00 | 94,811.00 | 0.00 | 42,028.00 |
| 271 | | | | | | | | | |
| 272 | CONTRACTED STAFF DEVELOPMENT-HS ALLO | | | | | 2,000.00 | 0.00 | 0.00 | 2,000.00 |
| 273 | CONTRACTED STAFF-DEVELOPMENT | | | | | 22,450.00 | 15,153.06 | 0.00 | 7,296.94 |
| 274 | STAFF DEVELOPMENT-REGION VII | | | | | 8,000.00 | 0.00 | 0.00 | 8,000.00 |
| 275 | STAFF DEVELOPMENT-G/T-REGION VII | | | | | 12,300.00 | 9,246.75 | 0.00 | 3,053.25 |
| 276 | STAFF DEVELOPMENT-CT-REGION VII | | | | | 0.00 | 0.00 | 0.00 | 0.00 |
| 277 | TOTAL | | | | | 44,750.00 | 24,399.81 | 0.00 | 20,350.19 |
| 278 | | | | | | | | | |
| 279 | SUPPLIES-IN SERVICE | | | | | 500.00 | 230.97 | 0.00 | 269.03 |
| 280 | TOTAL | | | | | 500.00 | 230.97 | 0.00 | 269.03 |
| 281 | | | | | | | | | |
| 282 | TRAVEL-HS-REG | | | | | 2,500.00 | 202.71 | 1,061.00 | 1,236.29 |
| 283 | TRAVEL-HS-VOC | | | | | 0.00 | 42.03 | 0.00 | (42.03) |
| 284 | TRAVEL-HS-SP ED | | | | | 0.00 | 0.00 | 0.00 | 0.00 |
| 285 | TRAVEL-HS-ST COMP | | | | | 0.00 | 0.00 | 0.00 | 0.00 |
| 286 | TRAVEL-HS-ESL | | | | | 0.00 | 0.00 | 0.00 | 0.00 |
| 287 | TRAVEL-HS ALLOTMENT | | | | | 8,000.00 | 0.00 | 0.00 | 8,000.00 |
| 288 | TRAVEL-MS-REG | | | | | 2,500.00 | 252.71 | 0.00 | 2,247.29 |
| 289 | TRAVEL-MS-SP ED | | | | | 0.00 | 0.00 | 0.00 | 0.00 |
| 290 | TRAVEL-MS-ST COMP | | | | | 0.00 | 0.00 | 0.00 | 0.00 |
| 291 | TRAVEL-MS-ESL | | | | | 0.00 | 0.00 | 0.00 | 0.00 |
| 292 | TRAVEL-PS-REG | | | | | 2,500.00 | 72.71 | 0.00 | 2,427.29 |
| 293 | TRAVEL-PS-G/T | | | | | 0.00 | 0.00 | 0.00 | 0.00 |
| 294 | TRAVEL-PS-ST COMP | | | | | 0.00 | 0.00 | 0.00 | 0.00 |
| 295 | TRAVEL-PS-ESL | | | | | 0.00 | 196.87 | 0.00 | (196.87) |
| 296 | TRAVEL-ES-REG | | | | | 2,500.00 | 522.71 | 0.00 | 1,977.29 |
| 297 | TRAVEL-ES-G/T | | | | | 0.00 | 0.00 | 0.00 | 0.00 |
| 298 | TRAVEL-ES-SP ED | | | | | 0.00 | 0.00 | 0.00 | 0.00 |
| 299 | TRAVEL ES-ST COMP | | | | | 0.00 | 0.00 | 0.00 | 0.00 |
| 300 | TRAVEL-ALL SCHOOLS | | | | | 15,000.00 | 6,718.47 | 0.00 | 8,281.53 |

| | A | B | C | D | E | F | G | H | I |
|-----|--------------------------------|---|---|---|---|------------|------------|----------|------------|
| 301 | TRAVEL -TECHNOLOGY | | | | | 7,000.00 | 5,052.74 | 0.00 | 1,947.26 |
| 302 | MISC OPERATING-HS-REG | | | | | 0.00 | 0.00 | 0.00 | 0.00 |
| 303 | MISC OPERATING-HS-SP ED | | | | | 0.00 | 0.00 | 0.00 | 0.00 |
| 304 | MISC OPERATING-HS-VOC | | | | | 0.00 | 0.00 | 0.00 | 0.00 |
| 305 | MISC OEPRATING-HS-ESL | | | | | 0.00 | 237.74 | 0.00 | (237.74) |
| 306 | MISC OPERATING-MS-REG | | | | | 0.00 | 0.00 | 0.00 | 0.00 |
| 307 | MISC OPERATING-MS-G/T | | | | | 0.00 | 0.00 | 0.00 | 0.00 |
| 308 | MISC OPERATING-MS-SP ED | | | | | 0.00 | 0.00 | 0.00 | 0.00 |
| 309 | MISC OPERATING-MS-ESL | | | | | 0.00 | 0.00 | 0.00 | 0.00 |
| 310 | MISC OPERATING-PS-REG | | | | | 0.00 | 0.00 | 0.00 | 0.00 |
| 311 | MISC OPERATING-PS-SP ED | | | | | 0.00 | 0.00 | 0.00 | 0.00 |
| 312 | MISC OPERATING-PS-ST COMP | | | | | 0.00 | 0.00 | 0.00 | 0.00 |
| 313 | MISC OPERATING-PS-ESL | | | | | 0.00 | 0.00 | 0.00 | 0.00 |
| 314 | MISC OPERATING-ES-REG | | | | | 0.00 | 0.00 | 0.00 | 0.00 |
| 315 | MISC OPERATING-ES-G/T | | | | | 0.00 | 0.00 | 0.00 | 0.00 |
| 316 | MISC OPERATING-ES-SP ED | | | | | 0.00 | 0.00 | 0.00 | 0.00 |
| 317 | MISC OPERATING-ES-ESL | | | | | 0.00 | 0.00 | 0.00 | 0.00 |
| 318 | TOTAL | | | | | 40,000.00 | 13,298.69 | 1,061.00 | 25,640.31 |
| 319 | | | | | | | | | |
| 320 | TOTAL STAFF DEVELOPMENT | | | | | 222,089.00 | 132,740.47 | 1,061.00 | 88,287.53 |
| 321 | | | | | | | | | |
| 322 | | | | | | | | | |
| 323 | | | | | | | | | |
| 324 | PAYROLL | | | | | 101,971.00 | 41,046.12 | 0.00 | 60,924.88 |
| 325 | TOTAL | | | | | 101,971.00 | 41,046.12 | 0.00 | 60,924.88 |
| 326 | | | | | | | | | |
| 327 | CONTRACTED SERVICE | | | | | 0.00 | 0.00 | 0.00 | 0.00 |
| 328 | | | | | | | | | |
| 329 | SUPPLIES | | | | | 500.00 | 0.00 | 0.00 | 500.00 |
| 330 | | | | | | | | | |
| 331 | TRAVEL | | | | | 2,500.00 | 649.74 | 100.00 | 1,750.26 |
| 332 | DUES | | | | | 0.00 | 175.00 | 0.00 | (175.00) |
| 333 | TOTAL | | | | | 2,500.00 | 824.74 | 100.00 | 1,575.26 |
| 334 | | | | | | | | | |
| 335 | FURN/EQUIP | | | | | 0.00 | 0.00 | 0.00 | 0.00 |
| 336 | | | | | | | | | |
| 337 | TOTAL INSTRUCTIONAL LEADERSHIP | | | | | 104,971.00 | 41,870.86 | 100.00 | 63,000.14 |
| 338 | | | | | | | | | |
| 339 | | | | | | | | | |
| 340 | | | | | | | | | |
| 341 | PAYROLL | | | | | 884,325.00 | 560,100.45 | 0.00 | 324,224.55 |
| 342 | TOTAL | | | | | 884,325.00 | 560,100.45 | 0.00 | 324,224.55 |
| 343 | | | | | | | | | |
| 344 | PRINTING-HS | | | | | 2,000.00 | 1,353.15 | 0.00 | 646.85 |
| 345 | PRINTING-MS | | | | | 2,000.00 | 328.50 | 0.00 | 1,671.50 |
| 346 | PRINTING-PS | | | | | 2,000.00 | 466.82 | 0.00 | 1,533.18 |
| 347 | PRINTING-ES | | | | | 1,500.00 | 328.51 | 0.00 | 1,171.49 |
| 348 | TOTAL | | | | | 7,500.00 | 2,476.98 | 0.00 | 5,023.02 |
| 349 | | | | | | | | | |
| 350 | SUPPLIES-HS | | | | | 4,000.00 | 2,662.47 | 347.98 | 989.55 |

| | A | B | C | D | E | F | G | H | I |
|-----|-----------------------------|---|---|---|---|------------|------------|--------|------------|
| 351 | SUPPLIES-MS | | | | | 3,000.00 | 167.59 | 0.00 | 2,832.41 |
| 352 | SUPPLIES-PS | | | | | 3,000.00 | 972.76 | 0.00 | 2,027.24 |
| 353 | SUPPLIES-ES | | | | | 2,500.00 | 861.24 | 0.00 | 1,638.76 |
| 354 | DISTRICT EXPENSES-HS | | | | | 1,000.00 | 86.97 | 0.00 | 913.03 |
| 355 | DISTRICT EXPENSES-MS | | | | | 1,000.00 | 169.34 | 0.00 | 830.66 |
| 356 | DISTRICT EXPENSES-PS | | | | | 1,000.00 | 86.98 | 0.00 | 913.02 |
| 357 | DISTRICT EXPENSES-ES | | | | | 1,200.00 | 86.95 | 0.00 | 1,113.05 |
| 358 | POSTAGE-HS | | | | | 4,000.00 | 3,090.66 | 0.00 | 909.34 |
| 359 | POSTAGE-MS | | | | | 3,000.00 | 2,000.00 | 0.00 | 1,000.00 |
| 360 | POSTAGE-PS | | | | | 1,500.00 | 1,000.00 | 0.00 | 500.00 |
| 361 | POSTAGE-ES | | | | | 2,500.00 | 2,000.00 | 0.00 | 500.00 |
| 362 | TOTAL | | | | | 27,700.00 | 13,184.96 | 347.98 | 14,167.06 |
| 363 | | | | | | | | | |
| 364 | TRAVEL-HS | | | | | 1,500.00 | 818.51 | 0.00 | 681.49 |
| 365 | TRAVEL-MS | | | | | 2,500.00 | 2,934.17 | 0.00 | (434.17) |
| 366 | TRAVEL-PS | | | | | 1,875.00 | 1,701.79 | 0.00 | 173.21 |
| 367 | TRAVEL-ES | | | | | 3,200.00 | 1,351.64 | 0.00 | 1,848.36 |
| 368 | BONDING-HS | | | | | 0.00 | 0.00 | 0.00 | 0.00 |
| 369 | TRAVEL-ALL SCHOOLS | | | | | 0.00 | 0.00 | 0.00 | 0.00 |
| 370 | DUES-HS | | | | | 0.00 | 0.00 | 0.00 | 0.00 |
| 371 | DUES-MS | | | | | 0.00 | 0.00 | 0.00 | 0.00 |
| 372 | DUES-PS | | | | | 0.00 | 169.50 | 0.00 | (169.50) |
| 373 | DUES-ES | | | | | 0.00 | 169.50 | 0.00 | (169.50) |
| 374 | TOTAL | | | | | 9,075.00 | 7,145.11 | 0.00 | 1,929.89 |
| 375 | | | | | | | | | |
| 376 | FURN/EQUIP-HS | | | | | 0.00 | 0.00 | 0.00 | 0.00 |
| 377 | FURN/EQUIP-MS | | | | | 0.00 | 0.00 | 0.00 | 0.00 |
| 378 | FURN/EQUIP-PS | | | | | 0.00 | 0.00 | 0.00 | 0.00 |
| 379 | FURN/EQUIP-ES | | | | | 0.00 | 0.00 | 0.00 | 0.00 |
| 380 | TOTAL | | | | | 0.00 | 0.00 | 0.00 | 0.00 |
| 381 | | | | | | | | | |
| 382 | TOTAL SCHOOL ADMINISTRATION | | | | | 928,600.00 | 582,907.50 | 347.98 | 345,344.52 |
| 383 | | | | | | | | | |
| 384 | <i>31-COUNSELING</i> | | | | | | | | |
| 385 | | | | | | | | | |
| 386 | PAYROLL | | | | | 312,602.00 | 201,471.26 | 0.00 | 111,130.74 |
| 387 | TOTAL | | | | | 312,602.00 | 201,471.26 | 0.00 | 111,130.74 |
| 388 | | | | | | | | | |
| 389 | REGION VII ESC | | | | | 1,600.00 | 1,350.00 | 0.00 | 250.00 |
| 390 | TEST SCORING-HS | | | | | 250.00 | 0.00 | 0.00 | 250.00 |
| 391 | TEST SCORING-MS | | | | | 200.00 | 0.00 | 0.00 | 200.00 |
| 392 | TEST SCORING-PS | | | | | 200.00 | 0.00 | 0.00 | 200.00 |
| 393 | TEST SCORING-ES | | | | | 0.00 | 0.00 | 0.00 | 0.00 |
| 394 | MISC CONTRACTED SERVICES-HS | | | | | 3,500.00 | 1,961.50 | 0.00 | 1,538.50 |
| 395 | MISC CONTRACTED SERVICES-MS | | | | | 3,266.00 | 2,161.50 | 0.00 | 1,104.50 |
| 396 | MISC CONTRACTED SERVICES-PS | | | | | 1,294.00 | 661.50 | 0.00 | 632.50 |
| 397 | MISC CONTRACTED SERVICES-ES | | | | | 3,500.00 | 1,961.50 | 0.00 | 1,538.50 |
| 398 | TOTAL | | | | | 13,810.00 | 8,096.00 | 0.00 | 5,714.00 |
| 399 | | | | | | | | | |
| 400 | TEST MATERIALS-HS | | | | | 1,200.00 | 259.75 | 0.00 | 940.25 |

| | A | B | C | D | E | F | G | H | I |
|-----|------------------------------|---|---|---|---|------------|------------|------|------------|
| 401 | TEST MATERIALS-MS | | | | | 750.00 | 0.00 | 0.00 | 750.00 |
| 402 | TEST MATERIALS-PS | | | | | 700.00 | 0.00 | 0.00 | 700.00 |
| 403 | TEST MATERIALS-ES | | | | | 2,871.00 | 0.00 | 0.00 | 2,871.00 |
| 404 | SUPPLIES-HS | | | | | 750.00 | 332.43 | 0.00 | 417.57 |
| 405 | SUPPLIES-MS | | | | | 700.00 | 88.28 | 0.00 | 611.72 |
| 406 | SUPPLIES-PS | | | | | 1,000.00 | 266.74 | 0.00 | 733.26 |
| 407 | SUPPLIES-ES | | | | | 750.00 | 219.95 | 0.00 | 530.05 |
| 408 | COLLEGE FAIR-HS | | | | | 400.00 | 172.37 | 0.00 | 227.63 |
| 409 | TOP TEN BANQUET | | | | | 1,200.00 | 0.00 | 0.00 | 1,200.00 |
| 410 | POSTAGE-HS | | | | | 250.00 | 0.00 | 0.00 | 250.00 |
| 411 | POSTAGE-MS | | | | | 250.00 | 0.00 | 0.00 | 250.00 |
| 412 | TOTAL | | | | | 10,821.00 | 1,339.52 | 0.00 | 9,481.48 |
| 413 | | | | | | | | | |
| 414 | TRAVEL-HS-VOC | | | | | 0.00 | 0.00 | 0.00 | 0.00 |
| 415 | TRAVEL-HS | | | | | 3,360.00 | 380.00 | 0.00 | 2,980.00 |
| 416 | TRAVEL-MS | | | | | 1,000.00 | 1,074.13 | 0.00 | (74.13) |
| 417 | TRAVEL-PS | | | | | 1,000.00 | 175.00 | 0.00 | 825.00 |
| 418 | TRAVEL-ES | | | | | 500.00 | 0.00 | 0.00 | 500.00 |
| 419 | MEMBERSHIP/DUES-HS | | | | | 340.00 | 340.00 | 0.00 | 0.00 |
| 420 | MEMBERSHIP/DUES-MS | | | | | 0.00 | 170.00 | 0.00 | (170.00) |
| 421 | MEMBERSHIP/DUES-PS | | | | | 0.00 | 170.00 | 0.00 | (170.00) |
| 422 | MEMBERSHIP/DUES-ES | | | | | 0.00 | 0.00 | 0.00 | 0.00 |
| 423 | FEES & DUES-COLLEGE FAIR-HS | | | | | 0.00 | 0.00 | 0.00 | 0.00 |
| 424 | FEES-PS-STUDENTS | | | | | 0.00 | 0.00 | 0.00 | 0.00 |
| 425 | TOTAL | | | | | 6,200.00 | 2,309.13 | 0.00 | 3,890.87 |
| 426 | | | | | | | | | |
| 427 | FURNITURE-HS | | | | | 0.00 | 0.00 | 0.00 | 0.00 |
| 428 | FURNITURE-MS | | | | | 0.00 | 0.00 | 0.00 | 0.00 |
| 429 | FURNITURE-PS | | | | | 0.00 | 0.00 | 0.00 | 0.00 |
| 430 | FURNITURE-ES | | | | | 0.00 | 0.00 | 0.00 | 0.00 |
| 431 | TOTAL | | | | | 0.00 | 0.00 | 0.00 | 0.00 |
| 432 | | | | | | | | | |
| 433 | TOTAL COUNSELING | | | | | 343,433.00 | 213,215.91 | 0.00 | 130,217.09 |
| 434 | | | | | | | | | |
| 435 | | | | | | | | | |
| 436 | | | | | | | | | |
| 437 | PAYROLL | | | | | 109,260.00 | 64,300.57 | 0.00 | 44,959.43 |
| 438 | TOTAL | | | | | 109,260.00 | 64,300.57 | 0.00 | 44,959.43 |
| 439 | | | | | | | | | |
| 440 | CONT SERVICES-FINGERPRINTING | | | | | 0.00 | 0.00 | 0.00 | 0.00 |
| 441 | REGION 7-NURSING-HS | | | | | 375.00 | 281.25 | 0.00 | 93.75 |
| 442 | REGION 7-NURSING-MS | | | | | 375.00 | 281.25 | 0.00 | 93.75 |
| 443 | REGION 7-NURSING-PS | | | | | 375.00 | 281.25 | 0.00 | 93.75 |
| 444 | REGION 7-NURSING-ES | | | | | 375.00 | 281.25 | 0.00 | 93.75 |
| 445 | CONT SERVICES-HS | | | | | 100.00 | 0.00 | 0.00 | 100.00 |
| 446 | CONT SERVICES-MS | | | | | 100.00 | 0.00 | 0.00 | 100.00 |
| 447 | CONT SERVICES-PS | | | | | 100.00 | 0.00 | 0.00 | 100.00 |
| 448 | CONT SERVICES-ES | | | | | 100.00 | 0.00 | 0.00 | 100.00 |
| 449 | TOTAL | | | | | 1900.00 | 1,125.00 | 0.00 | 775.00 |
| 450 | | | | | | | | | |

33-HEALTH SERVICES

| | A | B | C | D | E | F | G | H | I |
|-----|-----------------------------------|---|---|---|---|------------|------------|----------|------------|
| 451 | SUPPLIES-HS | | | | | 1,500.00 | 649.57 | 790.00 | 60.43 |
| 452 | SUPPLIES-MS | | | | | 1,000.00 | 149.98 | 0.00 | 850.02 |
| 453 | SUPPLIES-PS | | | | | 1,500.00 | 536.07 | 0.00 | 963.93 |
| 454 | SUPPLIES-ES | | | | | 1,000.00 | 754.55 | 246.05 | (0.60) |
| 455 | TOTAL | | | | | 5,000.00 | 2,090.17 | 1,036.05 | 1,873.78 |
| 456 | | | | | | | | | |
| 457 | TRAVEL-HS | | | | | 300.00 | 62.38 | 0.00 | 237.62 |
| 458 | TRAVEL-MS | | | | | 300.00 | 62.38 | 0.00 | 237.62 |
| 459 | TRAVEL-PS | | | | | 300.00 | 62.37 | 0.00 | 237.63 |
| 460 | TRAVEL-ES | | | | | 300.00 | 62.37 | 0.00 | 237.63 |
| 461 | TOTAL | | | | | 1,200.00 | 249.50 | 0.00 | 950.50 |
| 462 | | | | | | | | | |
| 463 | EQUIPMENT-HS | | | | | 0.00 | 0.00 | 0.00 | 0.00 |
| 464 | EQUIPMENT-MS | | | | | 0.00 | 0.00 | 0.00 | 0.00 |
| 465 | EQUIPMENT-PS | | | | | 0.00 | 0.00 | 0.00 | 0.00 |
| 466 | EQUIPMENT-ES | | | | | 0.00 | 0.00 | 0.00 | 0.00 |
| 467 | TOTAL | | | | | 0.00 | 0.00 | 0.00 | 0.00 |
| 468 | | | | | | | | | |
| 469 | TOTAL HEALTH SERVICE | | | | | 117,360.00 | 67,765.24 | 1,036.05 | 48,558.71 |
| 470 | | | | | | | | | |
| 471 | | | | | | | | | |
| 472 | | | | | | | | | |
| 473 | PAYROLL | | | | | 256,947.00 | 198,420.41 | 0.00 | 58,526.59 |
| 474 | TOTAL | | | | | 256,947.00 | 198,420.41 | 0.00 | 58,526.59 |
| 475 | | | | | | | | | |
| 476 | CONT SERVICES-PHYSICALS/DRUG TEST | | | | | 5,000.00 | 880.00 | 0.00 | 4,120.00 |
| 477 | CONT SERVICES-RECERTIFICATION | | | | | 4,700.00 | 120.00 | 600.00 | 3,980.00 |
| 478 | CONT SERVICES-REPAIR | | | | | 45,900.00 | 44,637.44 | 0.00 | 1,262.56 |
| 479 | LEASE/RENTALS | | | | | 18,000.00 | 18,298.07 | 0.00 | (298.07) |
| 480 | MISC CONTRACTED SERVICES | | | | | 0.00 | 0.00 | 0.00 | 0.00 |
| 481 | TOTAL | | | | | 73,600.00 | 63,935.51 | 600.00 | 9,064.49 |
| 482 | | | | | | | | | |
| 483 | GAS,OIL,GREASE,TIRES | | | | | 64,300.00 | 38,318.91 | 43.27 | 25,937.82 |
| 484 | PARTS & SUPPLIES | | | | | 63,988.75 | 34,021.43 | 0.00 | 29,967.32 |
| 485 | TOTAL | | | | | 128,288.75 | 72,340.34 | 43.27 | 55,905.14 |
| 486 | | | | | | | | | |
| 487 | EMPLOYEE TRAVEL | | | | | 1,000.00 | 700.61 | 0.00 | 299.39 |
| 488 | INSURANCE | | | | | 12,782.00 | 13,156.00 | 0.00 | (374.00) |
| 489 | MISC OPERATING COSTS | | | | | 2,000.00 | 1,097.57 | 0.00 | 902.43 |
| 490 | TOTAL | | | | | 15,782.00 | 14,954.18 | 0.00 | 827.82 |
| 491 | | | | | | | | | |
| 492 | BUSES | | | | | 101,000.00 | 47,871.00 | 0.00 | 53,129.00 |
| 493 | CAPITAL OUTLAY | | | | | 16,300.00 | 1,495.00 | 7,373.60 | 7,431.40 |
| 494 | FURN/EQUIP-TECHNOLOGY | | | | | 0.00 | 0.00 | 0.00 | 0.00 |
| 495 | TOTAL | | | | | 117,300.00 | 49,366.00 | 7,373.60 | 60,560.40 |
| 496 | | | | | | | | | |
| 497 | TOTAL STUDENT TRANSPORTATION | | | | | 591,917.75 | 399,016.44 | 8,016.87 | 184,884.44 |
| 498 | | | | | | | | | |
| 499 | | | | | | | | | |
| 500 | | | | | | | | | |

34-STUDENT TRANSPORTATION

35-FOOD SERVICE

| | A | B | C | D | E | F | G | H | I |
|-----|---------------------------------|---|---|---|---|------------|------------|--------|------------|
| 501 | PAYROLL ON BEHALF | | | | | 0.00 | 2,212.38 | 0.00 | (2,212.38) |
| 502 | | | | | | | | | |
| 503 | TRANSFER OUT | | | | | 0.00 | 0.00 | 0.00 | 0.00 |
| 504 | | | | | | | | | |
| 505 | TOTAL FOOD SERVICE | | | | | 0.00 | 2,212.38 | 0.00 | (2,212.38) |
| 506 | | | | | | | | | |
| 507 | | | | | | | | | |
| 508 | | | | | | | | | |
| 509 | | | | | | | | | |
| | 36-COCURRICULAR/EXTRACURRICULAR | | | | | | | | |
| 510 | PAYROLL | | | | | 407,219.00 | 246,152.61 | 0.00 | 161,066.39 |
| 511 | TOTAL | | | | | 407,219.00 | 246,152.61 | 0.00 | 161,066.39 |
| 512 | | | | | | | | | |
| 513 | DRUG TESTING-HS | | | | | 2,500.00 | 826.00 | 392.00 | 1,282.00 |
| 514 | DRUG TESTING-MS | | | | | 250.00 | 0.00 | 0.00 | 250.00 |
| 515 | DRUG DOGS-HS | | | | | 0.00 | 0.00 | 0.00 | 0.00 |
| 516 | DRUG DOGS-MS | | | | | 0.00 | 0.00 | 0.00 | 0.00 |
| 517 | CONTRACTED ATHLETIC TRAINER | | | | | 26,000.00 | 0.00 | 0.00 | 26,000.00 |
| 518 | REPAIR ATHLETICS-HS | | | | | 5,000.00 | 666.04 | 0.00 | 4,333.96 |
| 519 | REPAIR-ATHLETICS-MS | | | | | 2,500.00 | 0.00 | 0.00 | 2,500.00 |
| 520 | RENTAL-DRAMA-HS | | | | | 0.00 | 0.00 | 0.00 | 0.00 |
| 521 | RENTAL-ATHLETICS | | | | | 1,000.00 | 0.00 | 0.00 | 1,000.00 |
| 522 | RENTAL-STADIUM/GYM | | | | | 0.00 | 1,043.18 | 0.00 | (1,043.18) |
| 523 | GAME OFFICIALS-HS | | | | | 23,000.00 | 18,904.10 | 0.00 | 4,095.90 |
| 524 | GAME OFFICIALS-MS | | | | | 6,500.00 | 6,255.00 | 0.00 | 245.00 |
| 525 | GAME WORKERS-HS | | | | | 1,250.00 | 1,015.00 | 0.00 | 235.00 |
| 526 | GAME WORKERS-MS | | | | | 1,000.00 | 370.00 | 0.00 | 630.00 |
| 527 | GAME CONTRACTS | | | | | 0.00 | 0.00 | 0.00 | 0.00 |
| 528 | CONTRACTED SERVICE-HS DRAMA | | | | | 1,200.00 | 605.00 | 0.00 | 595.00 |
| 529 | CONTRACTED SERVICE-MS-DRAMA | | | | | 600.00 | 55.00 | 0.00 | 545.00 |
| 530 | CONTRACTED SERVICE-HS-BAND | | | | | 12,300.00 | 12,298.00 | 0.00 | 2.00 |
| 531 | CONTRACTED SERVICE-MS-BAND | | | | | 800.00 | 585.00 | 0.00 | 215.00 |
| 532 | CONTRACTED SERVICE-HS CHOIR | | | | | 2,000.00 | 1,390.00 | 0.00 | 610.00 |
| 533 | CONTRACTED SERVICE-HS-UIL | | | | | 0.00 | 0.00 | 0.00 | 0.00 |
| 534 | CONTRACTED SERVICE-ATHLETICS | | | | | 3,000.00 | 50.00 | 0.00 | 2,950.00 |
| 535 | TOTAL | | | | | 88,900.00 | 44,062.32 | 392.00 | 44,445.68 |
| 536 | | | | | | | | | |
| 537 | ATHLETIC NEWSLETTER | | | | | 250.00 | 0.00 | 0.00 | 250.00 |
| 538 | UNIFORMS-EVERY 3 YEARS ROTATE | | | | | 9,500.00 | 8,901.50 | 0.00 | 598.50 |
| 539 | DRAMA COSTUMES | | | | | 1,200.00 | 1,151.62 | 0.00 | 48.38 |
| 540 | BAND UNIFORMS | | | | | 11,625.00 | 0.00 | 0.00 | 11,625.00 |
| 541 | CHOIR UNIFORMS-HS | | | | | 0.00 | 0.00 | 0.00 | 0.00 |
| 542 | UIL SUPPLIES-HS | | | | | 4,000.00 | 504.92 | 0.00 | 3,495.08 |
| 543 | UIL SUPPLIES-MS | | | | | 620.00 | 175.74 | 142.40 | 301.86 |
| 544 | UIL SUPPLIES-PS | | | | | 0.00 | 0.00 | 0.00 | 0.00 |
| 545 | UIL SUPPLIES-ES | | | | | 1,000.00 | 420.93 | 180.00 | 399.07 |
| 546 | CHEERLEADERS-HS | | | | | 3,000.00 | 0.00 | 0.00 | 3,000.00 |
| 547 | CHEERLEADERS-MS | | | | | 500.00 | 0.00 | 0.00 | 500.00 |
| 548 | ALL ATHLETICS-HS | | | | | 4,000.00 | 2,171.75 | 0.00 | 1,828.25 |
| 549 | ALL ATHLETICS-MS | | | | | 2,000.00 | 157.54 | 0.00 | 1,842.46 |

| | A | B | C | D | E | F | G | H | I |
|-----|------------------------------|---|---|---|---|------------|-----------|-----------|------------|
| 550 | FOOTBALL-HS | | | | | 13,000.00 | 1,223.90 | 11,650.75 | 125.35 |
| 551 | FOOTBALL-MS | | | | | 4,000.00 | 0.00 | 0.00 | 4,000.00 |
| 552 | BASKETBALL-HS | | | | | 3,500.00 | 3,276.00 | 0.00 | 224.00 |
| 553 | BASKETBALL-MS | | | | | 1,500.00 | 1,315.00 | 0.00 | 185.00 |
| 554 | TRACK-HS | | | | | 3,500.00 | 3,350.83 | 149.15 | 0.02 |
| 555 | TRACK-MS | | | | | 1,500.00 | 943.84 | 53.85 | 502.31 |
| 556 | BASEBALL-HS | | | | | 3,500.00 | 1,718.14 | 116.20 | 1,665.66 |
| 557 | VOLLEYBALL-HS | | | | | 3,500.00 | 0.00 | 0.00 | 3,500.00 |
| 558 | VOLLEYBALL-MS | | | | | 1,500.00 | 0.00 | 0.00 | 1,500.00 |
| 559 | GIRLS BASKETBALL-HS | | | | | 3,500.00 | 3,494.95 | 0.00 | 5.05 |
| 560 | GIRLS BASKETBALL-MS | | | | | 1,500.00 | 1,500.00 | 0.00 | 0.00 |
| 561 | GIRLS TRACK-HS | | | | | 3,500.00 | 3,227.86 | 272.12 | 0.02 |
| 562 | GIRLS TRACK-MS | | | | | 1,500.00 | 332.34 | 758.88 | 408.78 |
| 563 | TENNIS-HS | | | | | 1,500.00 | 1,381.45 | 0.00 | 118.55 |
| 564 | GOLF-HS | | | | | 1,500.00 | 1,035.00 | 0.00 | 465.00 |
| 565 | WEIGHT TRAINING-HS | | | | | 1,500.00 | 1,517.70 | 0.00 | (17.70) |
| 566 | SOFTBALL-HS | | | | | 3,500.00 | 2,632.81 | 673.00 | 194.19 |
| 567 | OFF SEASON-HS | | | | | 5,000.00 | 185.85 | 0.00 | 4,814.15 |
| 568 | OFF SEASON-MS | | | | | 0.00 | 0.00 | 0.00 | 0.00 |
| 569 | TRAINER SUPPLIES-HS | | | | | 5,000.00 | 2,789.76 | 2,162.12 | 48.12 |
| 570 | CROSS COUNTRY-HS | | | | | 1,500.00 | 1,197.37 | 0.00 | 302.63 |
| 571 | SOCCER-HS | | | | | 3,500.00 | 2,961.42 | 0.00 | 538.58 |
| 572 | TOTAL | | | | | 106,195.00 | 47,568.22 | 16,158.47 | 42,468.31 |
| 573 | | | | | | | | | |
| 574 | EMPLOYEE TRAVEL-DRAMA-HS | | | | | 450.00 | 0.00 | 0.00 | 450.00 |
| 575 | EMPLOYEE TRAVEL-BAND-HS | | | | | 450.00 | 243.06 | 0.00 | 206.94 |
| 576 | EMPLOYEE TRAVEL-CHOIR-HS | | | | | 450.00 | 94.85 | 0.00 | 355.15 |
| 577 | EMPLOYEE TRAVEL-BAND-MS | | | | | 450.00 | 216.46 | 0.00 | 233.54 |
| 578 | EMPLOYEE TRAVEL-CHOIR-MS | | | | | 450.00 | 275.07 | 0.00 | 174.93 |
| 579 | EMPLOYEE TRAVEL-MUSIC-PS | | | | | 400.00 | 399.89 | 0.00 | 0.11 |
| 580 | EMPLOYEE TRAVEL-MUSIC-ES | | | | | 400.00 | 0.00 | 0.00 | 400.00 |
| 581 | EMPLOYEE TRAVEL-HS-UIL | | | | | 0.00 | 0.00 | 0.00 | 0.00 |
| 582 | EMPLOYEE TRAVEL-ATHLETICS-HS | | | | | 15,000.00 | 7,046.81 | 0.00 | 7,953.19 |
| 583 | STUDENT TRAVEL-PLAYOFFS | | | | | 4,000.00 | 1,838.39 | 0.00 | 2,161.61 |
| 584 | STUDENT MEALS/FEES-HS | | | | | 0.00 | 0.00 | 0.00 | 0.00 |
| 585 | STUDENT MEALS/FEES-MS | | | | | 0.00 | 0.00 | 0.00 | 0.00 |
| 586 | STUDENT MEALS/FEES-PS | | | | | 0.00 | 0.00 | 0.00 | 0.00 |
| 587 | STUDENT MEALS/FEES-ES | | | | | 0.00 | 0.00 | 0.00 | 0.00 |
| 588 | STUDENT MEALS/FEES-HS STATE | | | | | 25,000.00 | 33,088.40 | 0.00 | (8,088.40) |
| 589 | STUDENTS/REP DISTRICT-HS | | | | | 0.00 | 0.00 | 0.00 | 0.00 |
| 590 | STUDENTS/REP DISTRICT-MS | | | | | 0.00 | 0.00 | 0.00 | 0.00 |
| 591 | STUDENT TRAVEL-JOURNALISM-HS | | | | | 800.00 | 0.00 | 0.00 | 800.00 |
| 592 | STUDENT TRAVEL-DRAMA-HS | | | | | 4,000.00 | 450.00 | 0.00 | 3,550.00 |
| 593 | STUDENT TRAVEL-DRAMA-MS | | | | | 300.00 | 0.00 | 0.00 | 300.00 |
| 594 | STUDENT TRAVEL-BAND-HS | | | | | 10,500.00 | 6,444.26 | 0.00 | 4,055.74 |
| 595 | STUDENT TRAVEL-CHOIR-HS | | | | | 750.00 | 0.00 | 0.00 | 750.00 |
| 596 | STUDENT TRAVEL-BAND-MS | | | | | 2,000.00 | 475.00 | 0.00 | 1,525.00 |
| 597 | STUDENT TRAVEL-SCIENCE-HS | | | | | 1,000.00 | 0.00 | 0.00 | 1,000.00 |

| | A | B | C | D | E | F | G | H | I |
|-----|--------------------------------------|---|---|---|---|-----------|----------|----------|------------|
| 598 | STUDENT TRAVEL-SCIENCE-MS | | | | | 0.00 | 0.00 | 0.00 | 0.00 |
| 599 | STUDENT TRAVLE-MUSIC-ES | | | | | 0.00 | 0.00 | 0.00 | 0.00 |
| 600 | STUDENT TRAVEL-BUS CLUB-HS | | | | | 3,000.00 | 0.00 | 0.00 | 3,000.00 |
| 601 | STUDENT TRAVEL-WEILDING-HS | | | | | 4,000.00 | 0.00 | 0.00 | 4,000.00 |
| 602 | STUDENT TRAVEL-VO AG | | | | | 10,000.00 | 3,146.61 | 0.00 | 6,853.39 |
| 603 | STUDENT TRAVEL-FCCLA/TAFE | | | | | 9,000.00 | 2,258.19 | 1,150.00 | 5,591.81 |
| 604 | STUDENT TRAVEL-AUTO MECHANICS | | | | | 500.00 | 0.00 | 0.00 | 500.00 |
| 605 | STUDENT TRAVEL-FLORAL-HS | | | | | 1,500.00 | 0.00 | 0.00 | 1,500.00 |
| 606 | STUDENT TRAVEL-HEALTH SCIENCE-HS | | | | | 1,400.00 | 1,133.55 | 0.00 | 266.45 |
| 607 | STUDENT TRAVEL-DEBATE-HS | | | | | 50.00 | 0.00 | 0.00 | 50.00 |
| 608 | STUDENT TRAVLE-TECH HONOR SCOIETY-HS | | | | | 0.00 | 0.00 | 0.00 | 0.00 |
| 609 | STUDENT TRAVEL-UIL-HS | | | | | 5,500.00 | 520.00 | 0.00 | 4,980.00 |
| 610 | STUDENT TRAVEL-UIL-MS | | | | | 2,275.00 | 582.00 | 0.00 | 1,693.00 |
| 611 | STUDENT TRAVEL-UIL-PS | | | | | 25.00 | 0.00 | 0.00 | 25.00 |
| 612 | STUDENT TRAVEL-UIL-ES | | | | | 500.00 | 0.00 | 0.00 | 500.00 |
| 613 | STUDENT TRAVEL-CHEERLEADERS-HS | | | | | 2,000.00 | 0.00 | 0.00 | 2,000.00 |
| 614 | STUDENT TRAVEL-CHEERLEADERS-MS | | | | | 0.00 | 0.00 | 0.00 | 0.00 |
| 615 | STUDENT TRAVEL-ATHLETICS-HS | | | | | 0.00 | 0.00 | 0.00 | 0.00 |
| 616 | STUDENT TRAVEL-ATHLETICS-MS | | | | | 0.00 | 0.00 | 0.00 | 0.00 |
| 617 | STUDENT TRAVEL-ALL ATHLETICS | | | | | 0.00 | 0.00 | 0.00 | 0.00 |
| 618 | STUDENT TRAVEL-HS-FOOTBALL | | | | | 2,450.00 | 2,276.15 | 0.00 | 173.85 |
| 619 | STUDENT TRAVEL-MS-FOOTBALL | | | | | 2,000.00 | 1,015.40 | 0.00 | 984.60 |
| 620 | STUDENT TRAVEL-HS BASKETBALL | | | | | 2,000.00 | 1,832.46 | 0.00 | 167.54 |
| 621 | STUDENT TRAVEL-MS BASKETBALL | | | | | 1,000.00 | 745.76 | 0.00 | 254.24 |
| 622 | STUDENT TRAVEL-HS TRACK | | | | | 2,800.00 | 560.25 | 0.00 | 2,239.75 |
| 623 | STUDENT TRAVEL-MS TRACK | | | | | 1,800.00 | 571.00 | 0.00 | 1,229.00 |
| 624 | STUDENT TRAVEL-HS BASEBALL | | | | | 1,800.00 | 780.98 | 0.00 | 1,019.02 |
| 625 | STUDENT TRAVEL-HS VOLLEYBALL | | | | | 1,800.00 | 1,574.36 | 0.00 | 225.64 |
| 626 | STUDENT TRAVEL-MS VOLLEYBALL | | | | | 1,000.00 | 368.49 | 0.00 | 631.51 |
| 627 | STUDENT TRAVEL-HS GIRLS BASKETBALL | | | | | 2,000.00 | 2,044.38 | 0.00 | (44.38) |
| 628 | STUDENT TRAVEL-MS GIRLS BASKETBALL | | | | | 1,000.00 | 644.77 | 0.00 | 355.23 |
| 629 | STUDENT TRAVEL-HS GIRLS TRACK | | | | | 1,500.00 | 298.25 | 0.00 | 1,201.75 |
| 630 | STUDENT TRAVEL-MS GIRLS TRACK | | | | | 1,000.00 | 611.56 | 0.00 | 388.44 |
| 631 | STUDENT TRAVEL-HS TENNIS | | | | | 500.00 | 42.00 | 0.00 | 458.00 |
| 632 | STUDENT TRAVEL-HS GOLF | | | | | 550.00 | 0.00 | 0.00 | 550.00 |
| 633 | STUDENT TRAVEL-HS WEIGHT LIFTING | | | | | 500.00 | 610.13 | 0.00 | (110.13) |
| 634 | STUDENT TRAVEL-HS SOFTBALL | | | | | 1,800.00 | 693.52 | 0.00 | 1,106.48 |
| 635 | STUDENT TRAVEL-HS CROSS COUNTRY | | | | | 500.00 | 1,719.03 | 0.00 | (1,219.03) |
| 636 | STUDENT TRAVEL-MS CROSS COUNTRY | | | | | 0.00 | 0.00 | 0.00 | 0.00 |
| 637 | STUDENT TRAVEL-HS SOCCER | | | | | 1,500.00 | 1,557.75 | 0.00 | (57.75) |
| 638 | STUDENT INSURANCE-HS | | | | | 25,000.00 | 0.00 | 0.00 | 25,000.00 |
| 639 | STUDENT INSURANCE-MS | | | | | 25,000.00 | 0.00 | 0.00 | 25,000.00 |
| 640 | DUES-GENERAL-HS | | | | | 2,704.00 | 0.00 | 0.00 | 2,704.00 |
| 641 | DUES-JOURNALISM-HS | | | | | 300.00 | 0.00 | 0.00 | 300.00 |
| 642 | DUES-DRAMA-HS | | | | | 2,300.00 | 0.00 | 0.00 | 2,300.00 |
| 643 | DUES-DRAMA-MS | | | | | 250.00 | 0.00 | 0.00 | 250.00 |
| 644 | DUES-BAND-HS | | | | | 8,000.00 | 5,421.00 | 0.00 | 2,579.00 |
| 645 | DUES-CHOIR-HS | | | | | 1,250.00 | 135.00 | 0.00 | 1,115.00 |

| | A | B | C | D | E | F | G | H | I |
|-----|------------------------------------|---|---|---|---|------------|------------|-----------|-------------|
| 646 | DUES-BAND-MS | | | | | 2,500.00 | 2,491.00 | 0.00 | 9.00 |
| 647 | DUES-CHOIR-MS | | | | | 150.00 | 0.00 | 0.00 | 150.00 |
| 648 | STUDENT ACTIVITY-HS | | | | | 0.00 | 0.00 | 0.00 | 0.00 |
| 649 | FEES & DUES-SCIENCE-HS | | | | | 500.00 | 330.00 | 0.00 | 170.00 |
| 650 | FEES & DUES-MUSIC-ES | | | | | 0.00 | 0.00 | 0.00 | 0.00 |
| 651 | FEES & DUES-BPA-HS | | | | | 650.00 | 0.00 | 0.00 | 650.00 |
| 652 | FEES & DUES-WELDING-HS | | | | | 1,000.00 | 180.00 | 0.00 | 820.00 |
| 653 | FEES & DUES-VO AG | | | | | 2,400.00 | 2,357.20 | 0.00 | 42.80 |
| 654 | FEES & DUES-FCCLA/TAFE-HS | | | | | 841.00 | 841.00 | 0.00 | 0.00 |
| 655 | FEES & DUES-AUTO MECHANICS-HS | | | | | 500.00 | 0.00 | 0.00 | 500.00 |
| 656 | FEES & DUES-FLORAL | | | | | 1,500.00 | 0.00 | 0.00 | 1,500.00 |
| 657 | FEES & DUES-HEALTH SCIENCE-HS | | | | | 1,000.00 | 560.00 | 0.00 | 440.00 |
| 658 | FEES & DUES-DEBATE-HS | | | | | 1,200.00 | 680.00 | 0.00 | 520.00 |
| 659 | UIL FEES-HS | | | | | 4,360.00 | 4,831.82 | 0.00 | (471.82) |
| 660 | UIL FEES-MS | | | | | 900.00 | 147.40 | 0.00 | 752.60 |
| 661 | UIL FEES-PS | | | | | 200.00 | 0.00 | 0.00 | 200.00 |
| 662 | UIL FEES-ES | | | | | 650.00 | 75.00 | 0.00 | 575.00 |
| 663 | ACADEMIC AWARDS-HS | | | | | 0.00 | 0.00 | 0.00 | 0.00 |
| 664 | ACADEMIC AWARDS-MS | | | | | 0.00 | 0.00 | 0.00 | 0.00 |
| 665 | ACADEMIC AWARDS-ES | | | | | 0.00 | 0.00 | 0.00 | 0.00 |
| 666 | JUMP ROPE FEES-ES | | | | | 0.00 | 0.00 | 0.00 | 0.00 |
| 667 | CHEERLEADER FEES-HS | | | | | 0.00 | 0.00 | 0.00 | 0.00 |
| 668 | CHEERLEADER FEES-MS | | | | | 0.00 | 0.00 | 0.00 | 0.00 |
| 669 | DRUM MAJOR/FLAGS FEES-HS | | | | | 0.00 | 0.00 | 0.00 | 0.00 |
| 670 | DEBATE FEES-HS | | | | | 0.00 | 0.00 | 0.00 | 0.00 |
| 671 | DRAMA AWARDS/JACKETS-HS | | | | | 3,150.00 | 0.00 | 0.00 | 3,150.00 |
| 672 | BAND AWARD/JACKETS-HS | | | | | 0.00 | 0.00 | 240.00 | (240.00) |
| 673 | CHOIR AWARDS/JACKETS-HS | | | | | 0.00 | 0.00 | 0.00 | 0.00 |
| 674 | BAND AWARDS-MS | | | | | 0.00 | 0.00 | 0.00 | 0.00 |
| 675 | FEES & DUES-ATHLETICS-HS | | | | | 20,000.00 | 17,769.76 | 0.00 | 2,230.24 |
| 676 | FEES & DUES-ATHLETICS-MS | | | | | 2,500.00 | 1,690.00 | 0.00 | 810.00 |
| 677 | TROPHIES, MEDALS, RIBBONS-HS | | | | | 2,750.00 | 2,190.96 | 610.00 | (50.96) |
| 678 | TROPHIES, MEDALS, RIBBONS-MS | | | | | 1,200.00 | 1,486.80 | 0.00 | (286.80) |
| 679 | ATHLETICS AWARDS/JACKETS-HS | | | | | 2,500.00 | 0.00 | 240.00 | 2,260.00 |
| 680 | TOTAL | | | | | 248,905.00 | 117,345.72 | 2,240.00 | 129,319.28 |
| 681 | | | | | | | | | |
| 682 | EQUIPMENT-HS-FOOTBALL | | | | | 0.00 | 0.00 | 0.00 | 0.00 |
| 683 | EQUIPMENT-ALL ATHLETICS-HS | | | | | 7,500.00 | 4,596.50 | 0.00 | 2,903.50 |
| 684 | EQUIPMENT-ALL ATHLETICS-MS | | | | | 0.00 | 0.00 | 0.00 | 0.00 |
| 685 | EQUIPMENT-TRACK | | | | | 0.00 | 0.00 | 0.00 | 0.00 |
| 686 | TOTAL | | | | | 7,500.00 | 4,596.50 | 0.00 | 2,903.50 |
| 687 | | | | | | | | | |
| 688 | TOTAL COCURRICULAR/EXTRACURRICULAR | | | | | 858,719.00 | 459,725.37 | 18,790.47 | 380,203.16 |
| 689 | | | | | | | | | |
| 690 | <i>41-GENERAL ADMINISTRATION</i> | | | | | | | | |
| 691 | | | | | | | | | |
| 692 | PAYROLL | | | | | 473,127.00 | 537,171.16 | 0.00 | (64,044.16) |
| 693 | TOTAL | | | | | 473,127.00 | 537,171.16 | 0.00 | (64,044.16) |
| 694 | | | | | | | | | |

| | A | B | C | D | E | F | G | H | I |
|-----|-------------------------------|---|---|---|---|-----------|-----------|----------|------------|
| 695 | ATTORNEY FEES-SPEC ED | | | | | 0.00 | 0.00 | 0.00 | 0.00 |
| 696 | ATTORNEY FEES | | | | | 4,500.00 | 7,749.00 | 0.00 | (3,249.00) |
| 697 | AUDIT EXP | | | | | 22,500.00 | 23,100.00 | 0.00 | (600.00) |
| 698 | CONT-SERVICE-FINGERPRINTING | | | | | 0.00 | 0.00 | 0.00 | 0.00 |
| 699 | REGION VII ESC | | | | | 4,500.00 | 2,057.00 | 0.00 | 2,443.00 |
| 700 | COPIER REPAIR/MAINT | | | | | 1,250.00 | 0.00 | 0.00 | 1,250.00 |
| 701 | LEASE-EQUIP | | | | | 2,868.00 | 3,547.50 | 0.00 | (679.50) |
| 702 | PRINTING-SUPERINTENDENT | | | | | 0.00 | 0.00 | 0.00 | 0.00 |
| 703 | POLICY REVIEW-SCHOOL BOARD | | | | | 1,250.00 | 0.00 | 0.00 | 1,250.00 |
| 704 | PRINTING-TAX OFFICE | | | | | 6,400.00 | 6,790.52 | 0.00 | (390.52) |
| 705 | PRINTING-ADM | | | | | 2,000.00 | 282.50 | 0.00 | 1,717.50 |
| 706 | CONT SERVICE-TASB TRAINING | | | | | 5,000.00 | 0.00 | 0.00 | 5,000.00 |
| 707 | CONT SERVICE-BOND COMM | | | | | 2,000.00 | 0.00 | 0.00 | 2,000.00 |
| 708 | CONT SERVICE-TASB PAY PLAN | | | | | 2,000.00 | 0.00 | 1,800.00 | 200.00 |
| 709 | CONT SERVICE-SHARS | | | | | 4,000.00 | 4,117.50 | 0.00 | (117.50) |
| 710 | ED FOUNDATION START UP | | | | | 0.00 | 0.00 | 0.00 | 0.00 |
| 711 | TOTAL | | | | | 58,268.00 | 47,644.02 | 1,800.00 | 8,823.98 |
| 712 | | | | | | | | | |
| 713 | MAGAZINES | | | | | 100.00 | 0.00 | 0.00 | 100.00 |
| 714 | SUPPLIES-SUPERINTENDENT | | | | | 1,000.00 | 167.91 | 0.00 | 832.09 |
| 715 | SUPPLIES-SCHOOL BOARD | | | | | 1,500.00 | 366.98 | 0.00 | 1,133.02 |
| 716 | SUPPLIES-TAX OFFICE | | | | | 100.00 | 48.76 | 0.00 | 51.24 |
| 717 | SUPPLIES-ADMINISTRATION | | | | | 3,250.00 | 1,050.53 | 0.00 | 2,199.47 |
| 718 | SERVICE PINS | | | | | 1,000.00 | 0.00 | 606.65 | 393.35 |
| 719 | POSTAGE-TAX | | | | | 0.00 | 0.00 | 0.00 | 0.00 |
| 720 | POSTAGE-ADM | | | | | 1,500.00 | 0.00 | 0.00 | 1,500.00 |
| 721 | SUPPLIES-TECHNOLOGY** | | | | | 0.00 | 0.00 | 0.00 | 0.00 |
| 722 | TOTAL | | | | | 8,450.00 | 1,634.18 | 606.65 | 6,209.17 |
| 723 | | | | | | | | | |
| 724 | TRAVEL-SUPERINTENDENT | | | | | 4,000.00 | 1,366.80 | 0.00 | 2,633.20 |
| 725 | TRAVEL-TAX | | | | | 2,000.00 | 599.31 | 0.00 | 1,400.69 |
| 726 | TRAVEL-BUS OFF | | | | | 2,000.00 | 784.00 | 0.00 | 1,216.00 |
| 727 | TRAVEL-SCHOOL BOARD | | | | | 7,500.00 | 3,858.18 | 0.00 | 3,641.82 |
| 728 | INSUR-SCHOOL BOARD | | | | | 5,293.00 | 4,669.00 | 0.00 | 624.00 |
| 729 | BONDING-TAX | | | | | 250.00 | 250.00 | 0.00 | 0.00 |
| 730 | BONDING-ADM | | | | | 0.00 | 0.00 | 0.00 | 0.00 |
| 731 | INSUR-GENERAL LIABILITY | | | | | 0.00 | 2,628.00 | 0.00 | (2,628.00) |
| 732 | ELECTIONS | | | | | 2,750.00 | 0.00 | 0.00 | 2,750.00 |
| 733 | REQUIRED PUBLIC NOTICES | | | | | 500.00 | 472.50 | 0.00 | 27.50 |
| 734 | DUES-SUPERINTENDENT | | | | | 500.00 | 0.00 | 0.00 | 500.00 |
| 735 | DUES-SCHOOL BOARD | | | | | 5,000.00 | 0.00 | 0.00 | 5,000.00 |
| 736 | DUES-TAX COLLECTOR | | | | | 250.00 | 90.00 | 0.00 | 160.00 |
| 737 | DUES-SCHOOL WIDE | | | | | 5,000.00 | 0.00 | 0.00 | 5,000.00 |
| 738 | DUES-ADMIN OFFICE | | | | | 4,500.00 | 100.00 | 0.00 | 4,400.00 |
| 739 | MISC OPERATING-SUPERINTENDENT | | | | | 750.00 | 0.00 | 0.00 | 750.00 |
| 740 | MISC OPERATING-SCHOOL BOARD | | | | | 3,000.00 | 2,723.07 | 0.00 | 276.93 |
| 741 | MISC OPERATING-TAX OFFICE | | | | | 500.00 | 0.00 | 0.00 | 500.00 |
| 742 | MISC OPERATING-SCHOOL WIDE | | | | | 3,750.00 | 3,383.36 | 0.00 | 366.64 |

| | A | B | C | D | E | F | G | H | I |
|-----|--------------------------------------|---|---|---|---|------------|------------|----------|-------------|
| 743 | MISC OPERATING-ADMIN | | | | | 2,500.00 | 0.00 | 0.00 | 2,500.00 |
| 744 | MISC OPERATING-BOND COMMITTEE | | | | | 2,000.00 | 0.00 | 0.00 | 2,000.00 |
| 745 | OTHER OPERATING COSTS-TAX REFUNDS | | | | | 0.00 | 0.00 | 0.00 | 0.00 |
| 746 | ADVER-TAX | | | | | 250.00 | 0.00 | 0.00 | 250.00 |
| 747 | ADVER-ADM | | | | | 1,750.00 | 135.00 | 0.00 | 1,615.00 |
| 748 | FOUNDATION START UP | | | | | 0.00 | 0.00 | 0.00 | 0.00 |
| 749 | TOTAL | | | | | 54,043.00 | 21,059.22 | 0.00 | 32,983.78 |
| 750 | | | | | | | | | |
| 751 | FURN/EQUIP-SUPERINTENDENT | | | | | 0.00 | 0.00 | 0.00 | 0.00 |
| 752 | FURN/EQUIP-ADMIN | | | | | 0.00 | 0.00 | 0.00 | 0.00 |
| 753 | FURN/EQUIP-TAX OFFICE | | | | | 0.00 | 0.00 | 0.00 | 0.00 |
| 754 | TOTAL | | | | | 0.00 | 0.00 | 0.00 | 0.00 |
| 755 | | | | | | | | | |
| 756 | TOTAL GENERAL ADMINISTRATION | | | | | 593,888.00 | 607,508.58 | 2,406.65 | (16,027.23) |
| 757 | | | | | | | | | |
| 758 | <i>51-PLANT MAINTENANCE</i> | | | | | | | | |
| 759 | | | | | | | | | |
| 760 | PAYROLL | | | | | 611,675.00 | 478,025.76 | 0.00 | 133,649.24 |
| 761 | TOTAL | | | | | 611,675.00 | 478,025.76 | 0.00 | 133,649.24 |
| 762 | | | | | | | | | |
| 763 | BUILDING APPRAISAL | | | | | 0.00 | 0.00 | 0.00 | 0.00 |
| 764 | EXTERIOR LIGHTING | | | | | 0.00 | 0.00 | 0.00 | 0.00 |
| 765 | CONTRACTED SERVICES-PHYSICALS/DRUG | | | | | 1,000.00 | 0.00 | 0.00 | 1,000.00 |
| 766 | CONTRACTED SERVICES-LIGHTING | | | | | 2,500.00 | 0.00 | 0.00 | 2,500.00 |
| 767 | CONTRACTED SERVICES-ELECTRICAL | | | | | 5,000.00 | 555.38 | 0.00 | 4,444.62 |
| 768 | CONTRACTED SERVICES-EXTERMINATING | | | | | 9,050.00 | 4,521.92 | 0.00 | 4,528.08 |
| 769 | CONTRACTED SERVICES-GARBAGE | | | | | 12,000.00 | 11,454.34 | 0.00 | 545.66 |
| 770 | CONTRACTED SERVICES-HEAT/AIR | | | | | 93,631.00 | 5,840.00 | 0.00 | 87,791.00 |
| 771 | CONTRACTED SERVICES-GENERAL | | | | | 57,714.00 | 48,292.41 | 0.00 | 9,421.59 |
| 772 | CONTRACTED SERVICES-FOOTBALL/BASEBAL | | | | | 15,000.00 | 11,767.50 | 0.00 | 3,232.50 |
| 773 | CONTRACTED SERVICES-GYM FLOORS | | | | | 9,700.00 | 4,128.00 | 0.00 | 5,572.00 |
| 774 | CONTRACTED SERVICES-SOUND SYS | | | | | 12,910.00 | 2,454.80 | 0.00 | 10,455.20 |
| 775 | CONTRACTED SERVICES-ROAD REPAIR | | | | | 100,000.00 | 0.00 | 0.00 | 100,000.00 |
| 776 | CONTRACTED SERVICES-FIRE EXT | | | | | 7,500.00 | 0.00 | 0.00 | 7,500.00 |
| 777 | CONTRACTED SERVICES-PLUMBING | | | | | 20,000.00 | 3,472.63 | 0.00 | 16,527.37 |
| 778 | CONTRACTED SERVICES-DST WIDE | | | | | 75,000.00 | 6,990.00 | 0.00 | 68,010.00 |
| 779 | CONTRACTED SERVICES-ROOFING | | | | | 2,500.00 | 400.00 | 0.00 | 2,100.00 |
| 780 | CONTRACTED SERVICES-TECHNOLOGY** | | | | | 0.00 | 0.00 | 0.00 | 0.00 |
| 781 | WATER | | | | | 55,492.00 | 31,668.00 | 0.00 | 23,824.00 |
| 782 | ELECTRICITY | | | | | 273,679.00 | 167,113.56 | 0.00 | 106,565.44 |
| 783 | GAS | | | | | 33,862.00 | 16,341.36 | 0.00 | 17,520.64 |
| 784 | DISTRICT PHONES | | | | | 15,000.00 | 9,814.73 | 0.00 | 5,185.27 |
| 785 | CABLE INTERNET | | | | | 7,000.00 | 4,342.04 | 0.00 | 2,657.96 |
| 786 | MISC CONTRACTED SERVICES | | | | | 0.00 | 0.00 | 0.00 | 0.00 |
| 787 | TOTAL | | | | | 808,538.00 | 329,156.67 | 0.00 | 479,381.33 |
| 788 | | | | | | | | | |
| 789 | VEHICLE SUPPLIES | | | | | 0.00 | 0.00 | 0.00 | 0.00 |
| 790 | CUSTODIAL SUPPLIES | | | | | 76,231.00 | 38,205.45 | 0.00 | 38,025.55 |
| 791 | MAINT/GROUNDS SUPPLIES | | | | | 60,374.00 | 24,798.45 | 0.00 | 35,575.55 |

| | A | B | C | D | E | F | G | H | I |
|-----|--|---|---|---|---|--------------|------------|----------|-------------|
| 792 | SUPPLIES-TECHNOLOGY** | | | | | 0.00 | 0.00 | 0.00 | 0.00 |
| 793 | TOTAL | | | | | 136,605.00 | 63,003.90 | 0.00 | 73,601.10 |
| 794 | | | | | | | | | |
| 795 | TRAVEL-MAINT | | | | | 0.00 | 0.00 | 0.00 | 0.00 |
| 796 | PROPERTY INSUR | | | | | 72,125.00 | 89,828.05 | 0.00 | (17,703.05) |
| 797 | FEES-MAINT DEPT | | | | | 500.00 | 0.00 | 0.00 | 500.00 |
| 798 | TOTAL | | | | | 72,625.00 | 89,828.05 | 0.00 | (17,203.05) |
| 799 | | | | | | | | | |
| 800 | CAPITAL OUTLAY | | | | | 22,000.00 | 3,573.85 | 0.00 | 18,426.15 |
| 801 | | | | | | | | | |
| 802 | TOTAL PLANT MAINTENANCE | | | | | 1,651,443.00 | 963,588.23 | 0.00 | 687,854.77 |
| 803 | | | | | | | | | |
| 804 | <i>52-SECURITY & MONITORING SERVICES</i> | | | | | | | | |
| 805 | | | | | | | | | |
| 806 | PAYROLL | | | | | 111,561.00 | 77,671.87 | 0.00 | 33,889.13 |
| 807 | TOTAL | | | | | 111,561.00 | 77,671.87 | 0.00 | 33,889.13 |
| 808 | | | | | | | | | |
| 809 | CONT SERV-SECURITY ATHLETICS-HS | | | | | 3,500.00 | 1,440.00 | 0.00 | 2,060.00 |
| 810 | CONT SERV-SECURITY ATHLETICS-MS | | | | | 0.00 | 0.00 | 0.00 | 0.00 |
| 811 | CONT SERV-HS | | | | | 675.00 | 28.50 | 0.00 | 646.50 |
| 812 | CONT SERV-MS | | | | | 675.00 | 28.50 | 0.00 | 646.50 |
| 813 | CONT SERV-PS | | | | | 675.00 | 31.50 | 0.00 | 643.50 |
| 814 | CONT SERV-ES | | | | | 675.00 | 32.50 | 0.00 | 642.50 |
| 815 | MISC CONT SERV-HS | | | | | 0.00 | 684.00 | 0.00 | (684.00) |
| 816 | MISC CONT SERV-MS | | | | | 0.00 | 684.00 | 0.00 | (684.00) |
| 817 | MISC CONT SERV-PS | | | | | 0.00 | 684.00 | 0.00 | (684.00) |
| 818 | MISC CONT SERV-ES | | | | | 0.00 | 684.00 | 0.00 | (684.00) |
| 819 | MISC CONT SERV-SECURITY | | | | | 1,100.00 | 260.00 | 0.00 | 840.00 |
| 820 | TOTAL | | | | | 7,300.00 | 4,557.00 | 0.00 | 2,743.00 |
| 821 | | | | | | | | | |
| 822 | SUPPLIES-HS | | | | | 1,000.00 | 50.00 | 0.00 | 950.00 |
| 823 | SUPPLIES-MS | | | | | 1,000.00 | 71.80 | 0.00 | 928.20 |
| 824 | SUPPLIES-PS | | | | | 1,000.00 | 71.94 | 0.00 | 928.06 |
| 825 | SUPPLIES-ES | | | | | 1,000.00 | 50.00 | 0.00 | 950.00 |
| 826 | SUPPLIES-SECURITY DEPT | | | | | 7,650.00 | 942.04 | 6,831.36 | (123.40) |
| 827 | TOTAL | | | | | 11,650.00 | 1,185.78 | 6,831.36 | 3,632.86 |
| 828 | | | | | | | | | |
| 829 | TRAVEL-SECURITY | | | | | 6,000.00 | 0.00 | 0.00 | 6,000.00 |
| 830 | INSURANCE-SECURITY | | | | | 0.00 | 1,266.00 | 0.00 | (1,266.00) |
| 831 | FEES-SECURITY | | | | | 0.00 | 0.00 | 0.00 | 0.00 |
| 832 | TOTAL | | | | | 6,000.00 | 1,266.00 | 0.00 | 4,734.00 |
| 833 | | | | | | | | | |
| 834 | EQUIP-HS | | | | | 10,000.00 | 0.00 | 0.00 | 10,000.00 |
| 835 | EQUIP-MS | | | | | 10,000.00 | 964.00 | 0.00 | 9,036.00 |
| 836 | EQUIP-PS | | | | | 10,000.00 | 482.00 | 0.00 | 9,518.00 |
| 837 | EQUIP-ES | | | | | 10,000.00 | 0.00 | 0.00 | 10,000.00 |
| 838 | FURN/EQUIP-DISTRICTY WIDE | | | | | 0.00 | 0.00 | 0.00 | 0.00 |
| 839 | VEHICLE-SECURITY | | | | | 0.00 | 0.00 | 0.00 | 0.00 |
| 840 | TOTAL | | | | | 40,000.00 | 1,446.00 | 0.00 | 38,554.00 |

| | A | B | C | D | E | F | G | H | I |
|-----|-------------------------------|---|---|---|---|------------|-----------|-----------|------------|
| 841 | | | | | | | | | |
| 842 | TOTAL SECURITY & MONITORING | | | | | 176,511.00 | 86,126.65 | 6,831.36 | 83,552.99 |
| 843 | | | | | | | | | |
| 844 | <i>53-DATA PROCESSING</i> | | | | | | | | |
| 845 | | | | | | | | | |
| 846 | PAYROLL | | | | | 0.00 | 0.00 | 0.00 | 0.00 |
| 847 | TOTAL | | | | | 0.00 | 0.00 | 0.00 | 0.00 |
| 848 | | | | | | | | | |
| 849 | CONTRACTED SERVICES-DISTRICT | | | | | 31,000.00 | 2,700.00 | 0.00 | 28,300.00 |
| 850 | CONT SERVICE-FINGERPRINTING | | | | | 0.00 | 0.00 | 0.00 | 0.00 |
| 851 | HARDWARE & SOFTWARE MAINT-HS | | | | | 7,250.00 | 1,860.25 | 3,738.65 | 1,651.10 |
| 852 | HARDWARE & SOFTWARE MAINT-MS | | | | | 7,250.00 | 1,860.25 | 3,738.65 | 1,651.10 |
| 853 | HARDWARE & SOFTWARE MAINT-PS | | | | | 7,250.00 | 1,860.25 | 3,738.64 | 1,651.11 |
| 854 | HARDWARE & SOFTWARE MAINT-ES | | | | | 7,250.00 | 1,860.25 | 3,738.64 | 1,651.11 |
| 855 | HARDWARE & SODTWARE MAINT-TAX | | | | | 7,000.00 | 0.00 | 0.00 | 7,000.00 |
| 856 | HARDWARE & SOFTWARE MAINT-ADM | | | | | 15,000.00 | 0.00 | 13,438.80 | 1,561.20 |
| 857 | MISC CONT SERVICES-HS | | | | | 18,800.00 | 14,777.95 | 2,498.75 | 1,523.30 |
| 858 | MISC CONT SERVICES-MS | | | | | 18,800.00 | 14,777.95 | 2,498.75 | 1,523.30 |
| 859 | MISC CONT SERVICES-PS | | | | | 18,800.00 | 14,777.95 | 2,498.75 | 1,523.30 |
| 860 | MISC CONT SERVICES-ES | | | | | 18,800.00 | 14,777.95 | 2,498.75 | 1,523.30 |
| 861 | TOTAL | | | | | 157,200.00 | 69,252.80 | 38,388.38 | 49,558.82 |
| 862 | | | | | | | | | |
| 863 | COMPUTER SUPPLIES-HS | | | | | 500.00 | 76.32 | 0.00 | 423.68 |
| 864 | COMPUTER SUPPLIES-MS | | | | | 500.00 | 36.44 | 0.00 | 463.56 |
| 865 | COMPUTER SUPPLIES-PS | | | | | 500.00 | 36.44 | 0.00 | 463.56 |
| 866 | COMPUTER SUPPLIES-ES | | | | | 500.00 | 36.44 | 0.00 | 463.56 |
| 867 | COMPUTER SUPPLIES-ADM | | | | | 500.00 | 0.00 | 0.00 | 500.00 |
| 868 | TOTAL | | | | | 2,500.00 | 185.64 | 0.00 | 2,314.36 |
| 869 | | | | | | | | | |
| 870 | TRAVEL | | | | | 1,000.00 | 378.41 | 0.00 | 621.59 |
| 871 | FEES/DUES | | | | | 0.00 | 0.00 | 0.00 | 0.00 |
| 872 | TOTAL | | | | | 1,000.00 | 378.41 | 0.00 | 621.59 |
| 873 | | | | | | | | | |
| 874 | COMPUTERS-HS | | | | | 3,282.00 | 0.00 | 0.00 | 3,282.00 |
| 875 | COMPUTERS-MS | | | | | 3,283.00 | 0.00 | 0.00 | 3,283.00 |
| 876 | COMPUTERS-PS | | | | | 3,282.00 | 0.00 | 0.00 | 3,282.00 |
| 877 | COMPUTERS-ES | | | | | 3,283.00 | 0.00 | 0.00 | 3,283.00 |
| 878 | COMPUTERS-ADM | | | | | 0.00 | 0.00 | 0.00 | 0.00 |
| 879 | TOTAL | | | | | 13,130.00 | 0.00 | 0.00 | 13,130.00 |
| 880 | | | | | | | | | |
| 881 | TOTAL DATA PROCESSING | | | | | 173,830.00 | 69,816.85 | 38,388.38 | 65,624.77 |
| 882 | | | | | | | | | |
| 883 | <i>61-COMMUNITY SERVICE</i> | | | | | | | | |
| 884 | | | | | | | | | |
| 885 | CONTRACTED SERVICE-HS | | | | | 2,540.00 | 700.00 | 3,450.00 | (1,610.00) |
| 886 | CONTRACTED SERVICE-MS | | | | | 2,540.00 | 700.00 | 3,450.00 | (1,610.00) |
| 887 | CONTRACTED SERVICE-PS | | | | | 2,540.00 | 700.00 | 3,450.00 | (1,610.00) |
| 888 | CONTRACTED SERVICE-ES | | | | | 2,540.00 | 700.00 | 3,450.00 | (1,610.00) |
| 889 | TOTAL | | | | | 10,160.00 | 2,800.00 | 13,800.00 | -6,440.00 |

| | A | B | C | D | E | F | G | H | I |
|-----|------------------------------------|---|---|---|---|------------|------------|-----------|------------|
| 890 | | | | | | | | | |
| 891 | FEES/DUES-DISTRICT WIDE | | | | | 0.00 | 0.00 | 0.00 | 0.00 |
| 892 | | | | | | | | | |
| 893 | TOTAL COMMUNITY SERVICE | | | | | 10,160.00 | 2,800.00 | 13,800.00 | -6,440.00 |
| 894 | | | | | | | | | |
| 895 | | | | | | | | | |
| 896 | | | | | | | | | |
| 897 | FEES/DUES | | | | | 0.00 | 0.00 | 0.00 | 0.00 |
| 898 | TOTAL | | | | | 0.00 | 0.00 | 0.00 | 0.00 |
| 899 | | | | | | | | | |
| 900 | TURF-PRINCIPAL | | | | | 107,597.00 | 0.00 | 0.00 | 107,597.00 |
| 901 | TURF-INTEREST | | | | | 13,223.00 | 0.00 | 0.00 | 13,223.00 |
| 902 | TOTAL | | | | | 120,820.00 | 0.00 | 0.00 | 120,820.00 |
| 903 | | | | | | | | | |
| 904 | TOTAL DEBT SERVICE | | | | | 120,820.00 | 0.00 | 0.00 | 120,820.00 |
| 905 | | | | | | | | | |
| 906 | | | | | | | | | |
| 907 | | | | | | | | | |
| 908 | FACILITY PLANNING | | | | | 0.00 | 0.00 | 0.00 | 0.00 |
| 909 | CONT SERVICES-TECHNOLOGY-MS** | | | | | 0.00 | 0.00 | 0.00 | 0.00 |
| 910 | CONT SERVICES-TECHNOLOGY-PS** | | | | | 0.00 | 0.00 | 0.00 | 0.00 |
| 911 | CONT SERVICES-TECHNOLOGY-ES** | | | | | 0.00 | 0.00 | 0.00 | 0.00 |
| 912 | CONT SERVICES-TECHNOLOGY-DST** | | | | | 0.00 | 0.00 | 0.00 | 0.00 |
| 913 | CONT SERVICES-STADIUM | | | | | 0.00 | 0.00 | 0.00 | 0.00 |
| 914 | TOTAL | | | | | 0.00 | 0.00 | 0.00 | 0.00 |
| 915 | | | | | | | | | |
| 916 | SUPPLIES-DST | | | | | 0.00 | 0.00 | 0.00 | 0.00 |
| 917 | TOTAL | | | | | 0.00 | 0.00 | 0.00 | 0.00 |
| 918 | | | | | | | | | |
| 919 | LAND PURCHASE | | | | | 0.00 | 0.00 | 0.00 | 0.00 |
| 920 | FEES-LAND PURCHASE | | | | | 0.00 | 0.00 | 0.00 | 0.00 |
| 921 | BUILDING CONSTRUCTION-PS/MS | | | | | 0.00 | 0.00 | 0.00 | 0.00 |
| 922 | BUILDING CONSTRUCTION-HS/ES RENNOV | | | | | 0.00 | 0.00 | 0.00 | 0.00 |
| 923 | BUILDING CONSTRUCTION-NEW MAINT | | | | | 339,110.00 | 236,139.57 | 0.00 | 102,970.43 |
| 924 | BUILDING CONSTRUCTION-CTE | | | | | 105,000.00 | 11,941.00 | 0.00 | 93,059.00 |
| 925 | FURN/EQUIP-TECHNOLOGY-** | | | | | 0.00 | 0.00 | 0.00 | 0.00 |
| 926 | TOTAL | | | | | 444,110.00 | 248,080.57 | 0.00 | 196,029.43 |
| 927 | | | | | | | | | |
| 928 | TOTAL FACILITIES & CONSTRUCTION | | | | | 444,110.00 | 248,080.57 | 0.00 | 196,029.43 |
| 929 | | | | | | | | | |
| 930 | | | | | | | | | |
| 931 | | | | | | | | | |
| 932 | SSA-SUPERNET II | | | | | 9,141.00 | 4,069.40 | 0.00 | 5,071.60 |
| 933 | SSA-SPECIAL EDUCATION | | | | | 484,351.00 | 430,534.56 | 0.00 | 53,816.44 |
| 934 | SSA-RUS-DLT GRANT | | | | | 0.00 | 0.00 | 0.00 | 0.00 |
| 935 | | | | | | | | | |
| 936 | TOTAL PAYMENTS TO MEMBER DISTRICTS | | | | | 493,492.00 | 434,603.96 | 0.00 | 58,888.04 |
| 937 | | | | | | | | | |
| 938 | | | | | | | | | |

| | A | B | C | D | E | F | G | H | I |
|-----|-------------------------------|----------------|---|---|---|---------------|--------------|---------------------------|--------------|
| 939 | | | | | | | | | |
| 940 | APPRAISAL DISTRICT | | | | | 135,788.00 | 69,992.00 | 0.00 | 65,796.00 |
| 941 | | | | | | | | | |
| 942 | TOTAL OTHER INTERGOVERNMENTAL | | | | | 135,788.00 | 69,992.00 | 0.00 | 65,796.00 |
| 943 | | | | | | | | | |
| 944 | TRANSFER OUT-WOOD COUNTY SSA | | | | | 0.00 | 0.00 | 0.00 | 0.00 |
| 945 | | | | | | | | | |
| 946 | | | | | | | | | |
| 947 | TOTAL OPERATING BUDGET | | | | | 16,404,691.55 | 9,705,776.22 | 184,344.48 | 6,514,570.85 |
| 948 | | | | | | | | | |
| 949 | | | | | | | | | |
| 950 | DEBT SERVICE FUND | | | | | | | | |
| 951 | 599 | | | | | | | | |
| 952 | | | | | | | | | |
| 953 | BONDS | | | | | 0.00 | 0.00 | 0.00 | 0.00 |
| 954 | INTEREST | | | | | 0.00 | 0.00 | 0.00 | 0.00 |
| 955 | FEES | | | | | 0.00 | 0.00 | 0.00 | 0.00 |
| 956 | | | | | | 0.00 | 0.00 | 0.00 | 0.00 |
| 957 | TOTAL | | | | | | | | |
| 958 | TOTAL DEBT SERVICE | | | | | 0.00 | 0.00 | 0.00 | 0.00 |
| 959 | | | | | | | | | |
| 960 | | | | | | | | | |
| 961 | TOTAL OPERATING FUND | | | | | | | | |
| 962 | AND DEBT SERVICE | | | | | 16,404,691.55 | 9,705,776.22 | 184,344.48 | 6,514,570.85 |
| 963 | | | | | | | | | |
| 964 | | | | | | | | | |
| 965 | ***TECHNOLOGY EXPENSES TO BE | | | | | | | | |
| 966 | FUNDED | | | | | 142,908.00 | 46,612.30 | 0.00 | 96,295.70 |
| 967 | | | | | | | | | |
| 968 | | | | | | | | | |
| 969 | REFERENCE GUIDE | | | | | | | | |
| 970 | | | | | | | | | |
| 971 | HS | | | | | ST COMP | | STATE COMPENSATORY | |
| 972 | MS | HIGH SCHOOL | | | | ESL | | ENGLISH/SPANISH LANGUAGE | |
| 973 | PS | MIDDLE SCHOOL | | | | VOC | | VOCATIONAL EDUCATION | |
| 974 | ES | PRIMARY SCHOOL | | | | G/T | | GIFTED/TALENTED EDUCATION | |
| 975 | | ADMINISTRATION | | | | | | | |
| 976 | | | | | | | | | |
| 977 | | | | | | | | | |

MINEOLA INDEPENDENT SCHOOL DISTRICT

| | A | B | C | D | E | F | G | H | I |
|------|-------------------------------------|---|---|---|---|---------------|---------------|------|--------------|
| 978 | | | | | | | | | |
| 979 | | | | | | | | | |
| 980 | 2019-2020 REVENUE | | | | | | | | |
| 981 | 199-GENERAL FUND | | | | | | | | |
| 982 | | | | | | BUDGETED | RECEIVED | | BALANCE |
| 982 | TAXES-CURRENT YEAR | | | | | 6,433,485.00 | 6,354,676.73 | | 78,808.27 |
| 983 | TAXES-PRIOR YEAR | | | | | 125,000.00 | 77,130.32 | | 47,869.68 |
| 984 | TAXES-PENALTIES | | | | | 100,000.00 | 50,204.00 | | 49,796.00 |
| 985 | TAXES-INTEREST | | | | | 0.00 | 0.00 | | 0.00 |
| 986 | DRIVER EDUCATION TUITION | | | | | 0.00 | 0.00 | | 0.00 |
| 987 | TUITION-SUMMER SCHOOL | | | | | 0.00 | 0.00 | | 0.00 |
| 988 | EARNING FROM PERMANENT INVESTMENTS | | | | | 3,000.00 | 0.00 | | 3,000.00 |
| 989 | EARNING FROM TEMPORARY INVESTMENTS | | | | | 75,000.00 | 115,928.07 | | -40,928.07 |
| 990 | RENT-USE OF FACILITIES | | | | | 7,000.00 | 3,969.28 | | 3,030.72 |
| 991 | GIFTS/BEQUESTS | | | | | 0.00 | 16,945.21 | | -16,945.21 |
| 992 | GIFTS/BEQUESTS-MEREDITH- | | | | | 0.00 | 1,748.50 | | -1,748.50 |
| 993 | GIFTS/BEQUESTS | | | | | 0.00 | 0.00 | | 0.00 |
| 994 | INSURANCE RECOVERY | | | | | 0.00 | 17,524.84 | | -17,524.84 |
| 995 | ATHLETIC ACTIVITY | | | | | 60,000.00 | 47,224.27 | | 12,775.73 |
| 996 | MISC REVENUE-FISCAL AGENT FEE | | | | | 60,800.00 | 0.00 | | 60,800.00 |
| 997 | FEES-CTE SCHOOLS | | | | | 0.00 | 8,400.00 | | -8,400.00 |
| 998 | MISC REVENUE-LOCAL SOURCES | | | | | 10,000.00 | 15,582.77 | | -5,582.77 |
| 999 | CITY OF MINEOLA | | | | | 6,500.00 | 3,250.00 | | 3,250.00 |
| 1000 | HEAD START REIMBURSEMENT | | | | | 100,000.00 | 83,257.28 | | 16,742.72 |
| 1001 | TOTAL | | | | | 6,980,785.00 | 6,795,841.27 | | 184,943.73 |
| 1002 | | | | | | | | | |
| 1003 | PER CAPITA | | | | | 376,262.00 | 209,913.00 | | 166,349.00 |
| 1004 | STATE FOUNDATION | | | | | 7,963,888.00 | 5,173,298.00 | | 2,790,590.00 |
| 1005 | STATE REVENUE | | | | | 0.00 | 0.00 | | 0.00 |
| 1006 | TRS ON BEHALF | | | | | 687,202.00 | 531,924.62 | | 155,277.38 |
| 1007 | TOTAL | | | | | 9,027,352.00 | 5,915,135.62 | | 3,112,216.38 |
| 1008 | | | | | | | | | |
| 1009 | SCHOOL HEALTH & REALTED SERVICES | | | | | 85,000.00 | 51,455.92 | | 33,544.08 |
| 1010 | | | | | | | | | |
| 1011 | SALE OF REAL PROPERTY | | | | | 0.00 | 16,338.31 | | -16,338.31 |
| 1012 | | | | | | | | | |
| 1013 | TAX MAINTENANCE NOTE | | | | | 0.00 | 0.00 | | 0.00 |
| 1014 | | | | | | | | | |
| 1015 | TOTAL OPERATING REVENUE | | | | | 16,093,137.00 | 12,778,771.12 | 0.00 | 3,314,365.88 |
| 1016 | | | | | | | | | |
| 1017 | 599-DEBT SERVICE | | | | | | | | |
| 1018 | | | | | | | | | |
| 1019 | TAXES-CURRENT | | | | | 0.00 | 0.00 | | 0.00 |
| 1020 | TAXES-PRIOR YEARS | | | | | 0.00 | 0.00 | | 0.00 |
| 1021 | TAXES-PENALTIES | | | | | 0.00 | 0.00 | | 0.00 |
| 1022 | TAXES-INTEREST | | | | | 0.00 | 0.00 | | 0.00 |
| 1023 | EARNINGS FROM TEMPORARY INVESTMENTS | | | | | 0.00 | 0.00 | | 0.00 |
| 1024 | TOTAL | | | | | 0.00 | 0.00 | | 0.00 |
| 1025 | | | | | | | | | |
| 1026 | STATE REVENUE-TEA | | | | | 0.00 | 0.00 | | 0.00 |

| | A | B | C | D | E | F | G | H | I |
|------|-----------------------------------|---|---|---|---|---------------|---------------|------|--------------|
| 1027 | | | | | | | | | |
| 1028 | TOTAL DEBT SERVICE REVENUE | | | | | 0.00 | 0.00 | | 0.00 |
| 1029 | | | | | | | | | |
| 1030 | TOTAL OPERATING FUND | | | | | 16,093,137.00 | 12,778,771.12 | 0.00 | 3,314,365.88 |
| 1031 | | | | | | | | | |


| | A | B | C | D | E | F | G | H | I | |
|------|--|--|---|---|---|---------------|--------------|---------------------|-------------------|--|
| 1032 | MINEOLA INDEPENDENT SCHOOL DISTRICT | | | | | | | | | |
| 1033 | | | | | | | | | | |
| 1034 | FUND 199 | YEAR TO DATE CASH FLOW | | | | | | Local Maint | Designated | |
| 1035 | <i>BEGINNING CASH BALANCE</i> | | | | | | | 10,170.83 | | |
| 1036 | <i>BEGINNING TEXPOOL/CD/SAVINGS</i> | | | | | | | 1,954,603.89 | 5,528,875.63 | |
| 1037 | | | | | | | | | | |
| 1038 | | | | | | | | | | |
| 1039 | | | | | | | 695,490.12 | | | |
| 1040 | | | | | | 0.00 | | | | |
| 1041 | | | | | | 0.00 | | | | |
| 1042 | | | | | | 12,778,771.12 | | 0.00 | 0.00 | |
| 1043 | | | | | | 0.00 | | | | |
| 1044 | | | | | | | 9,705,776.22 | | 0.00 | |
| 1045 | | | | | | | -474,627.00 | | | |
| 1046 | | | | | | | -21,815.31 | | | |
| 1047 | | | | | | | | | | |
| 1048 | | | | | | | | 161,745.13 | | |
| 1049 | | | | | | | | 4,676,976.68 | 5,528,875.63 | |
| 1050 | | | | | | | | | | |
| 1051 | | | | | | | | | 10,367,597.44 | |
| 1052 | | | | | | | | | | |
| 1053 | | | | | | | | | | |
| 1054 | | | | | | | | | | |
| 1055 | FUND 599 | \$ | | | | | | Debt Service | | |
| 1056 | <i>BEGINNING CASH BALANCE</i> | | | | | | | 0.00 | | |
| 1057 | <i>BEGINNING TEXPOOL BALANCE</i> | | | | | | | 112,297.48 | | |
| 1058 | | | | | | | | | | |
| 1059 | | | | | | 1,127.83 | | | | |
| 1060 | | | | | | | | | | |
| 1061 | | | | | | | 0.00 | | | |
| 1062 | | | | | | | | | | |
| 1063 | | | | | | | | 0.00 | | |
| 1064 | | | | | | | | 113,425.31 | | |
| 1065 | | | | | | | | | | |
| 1066 | | | | | | | | 113,425.31 | | |
| 1067 | | | | | | | | | | |
| 1069 | | | | | | | | | | |
| 1070 | | | | | | | | | | |

**TEXPOOL
PORTFOLIO SUMMARY
ACTIVITY FOR MONTH ENDING
April 30, 2020**

LOCAL MAINTENANCE

| <i>Investments</i> | <i>Cost</i> | <i>Market</i> | <i>Ratio</i> | <i>Interest Rate</i> |
|---------------------|-------------|---------------|--------------|----------------------|
| Beginning of period | 419,125.50 | 419,125.50 | 100.00% | 0.45% |
| Deposits | 0.00 | | | |
| Withdrawals | 0.00 | | | |
| Interest accrued | 156.79 | | | |
| End of Period | 419,282.29 | 41,928.29 | 100.00% | 0.45% |

This report is in compliance with the investment strategies as approved by the Public Funds Investment Act




 Investment Officer

**TEXPOOL
PORTFOLIO SUMMARY
ACTIVITY FOR MONTH ENDING
April 30, 2020**

FOOD SERVICE

| <i>Investments</i> | <i>Cost</i> | <i>Market</i> | <i>Ratio</i> | <i>Interest Rate</i> |
|---------------------|-------------|---------------|--------------|----------------------|
| Beginning of period | 116,148.62 | 116,148.62 | 100.00% | 0.45% |
| Deposits | 0.00 | | | |
| Withdrawals | 15,000.00 | | | |
| Interest accrued | 42.06 | | | |
| End of Period | 101,190.68 | 101,190.68 | 100.00% | 0.45% |

This report is in compliance with the investment strategies as approved by the Public Funds Investment Act



Investment Officer

**TEXPOOL
PORTFOLIO SUMMARY
ACTIVITY FOR MONTH ENDING
April 30, 2020**

INTEREST & SINKING

| <i>Investments</i> | <i>Cost</i> | <i>Market</i> | <i>Ratio</i> | <i>Interest Rate</i> |
|---------------------|-------------|---------------|--------------|----------------------|
| Beginning of period | 113,382.91 | 113,382.91 | 100.00% | 0.45% |
| Deposits | 0.00 | | | |
| Withdrawals | 0.00 | | | |
| Interest accrued | 42.40 | | | |
| End of Period | 113,425.31 | 113,425.31 | 100.00% | 0.45% |

This report is in compliance with the investment strategies as approved by the Public Funds Investment Act



Investment Officer

| | | |
|-------------------|-----------|------------------|
| Yearbooks | 1,840.20 | |
| Box Tops | 1,311.69 | |
| Flower Fund | 1,766.17 | |
| Jacket Dads | 306.00 | |
| Library Fund | 6,951.79 | |
| Lost Books | 5.00 | |
| T-Shirts | 20.85 | |
| Teacher Gifts | 10,435.41 | |
| Title I Book Acct | 405.00 | |
| School Vending | 5,405.57 | |
| Benevolent Fund | 12,814.43 | |
| Lounge Vending | 1,375.71 | |
| TOTAL | | 49,313.62 |

Mineola Elementary School

| | | |
|--------------------|-----------|------------------|
| Teacher Gifts | 3,012.84 | |
| School Annual | 2,809.82 | |
| Benevolent Fund | 4,363.78 | |
| Advisory Council | 4,815.64 | |
| Flower Fund | 878.60 | |
| Library Fund | 3,949.06 | |
| Music/Choir | 351.40 | |
| Lounge Vending | 239.05 | |
| Jump Rope | 2,437.98 | |
| School Vending | 13,924.11 | |
| Kiwanis Kids | 1,320.73 | |
| Chrome Book repair | 4,983.12 | |
| PE | 849.69 | |
| Super Dads | 268.74 | |
| Sky Ranch | 95.00 | |
| TOTAL | | 44,299.56 |

Mineola Middle School

| | | |
|----------------------|----------|--|
| AVID | 287.47 | |
| PE-MS | 408.20 | |
| Flower Fund | 458.01 | |
| MS Band | 0.00 | |
| Advisory Council | 1,364.80 | |
| Choir | 1,257.44 | |
| MS Cheerleaders | 3,001.63 | |
| MS Yearbook | 0.84 | |
| Chrome Book repair | 3,395.00 | |
| Junior Honor Society | 1,322.43 | |
| Athletic Boosters | 614.90 | |
| Library Fund | 502.67 | |
| Lounge Vending | 1,365.99 | |
| FCA-MS | 4,448.10 | |
| Builder's Club | 488.20 | |
| Spirit Crew | 758.50 | |
| School Vending | 6,497.45 | |
| Benevolent Fund | 3,529.41 | |
| Science Club | 2,012.04 | |
| Student Council | 2,585.15 | |

TOTAL

34,298.23

Mineola High School

| | |
|----------------------------------|-----------|
| Athletic Boosters | 38,454.50 |
| Art | 1,629.23 |
| Auto Mechanics | 573.30 |
| Anchor Club | 46.57 |
| Annual Staff | 10,580.72 |
| Athletic Vending | 18,920.56 |
| Athletic Equipment Donations | 1,357.28 |
| Band Fund | 12,378.88 |
| Band Boosters | 15,855.40 |
| Business Club | 118.82 |
| HOSA | 2,140.00 |
| Floral Design | 4,200.27 |
| Fellowship of Christian Athletes | 3,570.94 |
| Future Farmers of America | 3,060.50 |
| FCCLA | 475.13 |
| Fishing Club | 4,173.17 |
| Class of 2020 | 11,334.03 |
| Benevolent Fund | 2,255.56 |
| Testing/Tuition | 1,096.95 |
| Lounge Vending | 830.22 |
| Student Technology Assoc | 47.56 |
| I-Pad fees | 10,905.45 |
| Choir | 345.94 |
| Class of 2022 | 120.00 |
| Key Club | 1,424.60 |
| Library Fund | 678.60 |
| Spanish Club | 128.39 |
| Junior Historians | 292.23 |
| National Honor Society | 419.20 |
| Nature Trail | 51.64 |
| Summer Camp | 269.67 |
| Project Graduation | 0.00 |
| H. S. Players/Drama | 2,716.25 |
| Flower Fund | 863.67 |
| Student Council | 864.43 |
| Scholarship Fund | 47,312.93 |
| Class of 2023 | 800.00 |
| Soccer Club | 270.10 |
| Class of 2021 | 8,280.88 |
| Slot Car Racing | 30.85 |
| Girl's Athletic Scholarship | 95.99 |
| Varsity Cheerleaders | 3,344.63 |
| AVID | 409.06 |
| School Vending | 23,808.03 |
| Welding | 192.80 |

TOTAL

236,724.93

WOOD COUNTY SPECIAL EDUCATION SSA

| | |
|---------------|--------|
| Activity Fund | 759.23 |
|---------------|--------|

TOTAL


759.23

**TEXPOOL
PORTFOLIO SUMMARY
ACTIVITY FOR MONTH ENDING
April 30, 2020**

WORKERS COMPENSATION

| <i>Investments</i> | <i>Cost</i> | <i>Market</i> | <i>Ratio</i> | <i>Interest Rate</i> |
|---------------------|-------------|---------------|--------------|----------------------|
| Beginning of period | 394,853.72 | 394,853.72 | 100.00% | 0.45% |
| Deposits | 0.00 | | | |
| Withdrawals | 2,502.04 | | | |
| Interest accrued | 147.57 | | | |
| End of Period | 392,499.25 | 392,499.25 | 100.00% | 0.45% |

This report is in compliance with the investment strategies as approved by the Public Funds Investment Act




Investment Officer

**EDWARD JONES
PORTFOLIO SUMMARY
ACTIVITY FOR MONTH ENDING
April 30, 2020**

DAN PEACOCK TRUST

| <i>Investments</i> | <i>Cost</i> | <i>Market</i> | <i>Original Value</i> | <i>Ratio</i> | <i>Combined Interest Rate</i> |
|---------------------|-------------|---------------|-----------------------|--------------|-------------------------------|
| Beginning of period | 16,317.67 | 16,317.67 | 16,094.29 | 100.00% | 0.00% |
| Assets Added | 0.00 | | 500.00 | | |
| Deposits-Interest | 0.00 | | 1,080.72 | | |
| Scholarships | 0.00 | | 2,000.00 | | |
| Change in Value YTD | 889.57 | | 1,532.23 | | |
| End of Period | 17,207.24 | 17,207.24 | 17,207.24 | 100.00% | 0.00% |

This report is in compliance with the investment strategies as approved by the Public Funds Investment Act




 Investment Officer

**EDWARD JONES
PORTFOLIO SUMMARY
ACTIVITY FOR MONTH ENDING
April 30, 2020**

G. W. ENGLISH TRUST

| <i>Investments</i> | <i>Cost</i> | <i>Market</i> | <i>Original Value</i> | <i>Ratio</i> | <i>Combined Interest Rate</i> |
|---------------------|-------------|---------------|-----------------------|--------------|-------------------------------|
| Beginning of period | 271,760.41 | 271,760.41 | 235,708.14 | 100.00% | 0.00% |
| Deposits-Interest | 0.00 | | 22,194.29 | | |
| Scholarships | 0.00 | | 8,000.00 | | |
| Change in Value YTD | 14,953.43 | | 36,811.41 | | |
| End of Period | 286,713.84 | 286,713.84 | 286,713.84 | 100.00% | 0.00% |

This report is in compliance with the investment strategies as approved by the Public Funds Investment Act




Investment Officer

EDWARD JONES
PORTFOLIO SUMMARY
ACTIVITY FOR MONTH ENDING
April 30, 2020

MARILYN MERRITT WILSON TRUST

| <i>Investments</i> | <i>Cost</i> | <i>Market</i> | <i>Original Value</i> | <i>Ratio</i> | <i>Combined Interest Rate</i> |
|---------------------|-------------|---------------|-----------------------|--------------|-------------------------------|
| Beginning of period | 535,369.16 | 535,369.16 | 435,931.44 | 100.00% | 0.00% |
| Assets added | 0.00 | | 30,254.70 | | |
| Assets added | 0.00 | | 52.82 | | |
| Deposits-Interest | 0.00 | | 44,842.52 | | |
| Scholarships | 0.00 | | 16,000.00 | | |
| Change in Value YTD | 31,508.61 | | 71,796.29 | | |
| End of Period | 566,877.77 | 566,877.77 | 566,877.77 | 100.00% | 0.00% |

This report is in compliance with the investment strategies as approved by the Public Funds Investment Act




 Investment Officer

**MINEOLA COMMUNITY BANK
PORTFOLIO SUMMARY
ACTIVITY FOR MONTH ENDING
April 30, 2020**

JUDGE TRUST

| <i>Investments</i> | <i>Cost</i> | <i>Market</i> | <i>Ratio</i> | <i>Interest Rate</i> |
|---------------------|-------------|---------------|--------------|----------------------|
| Beginning of period | | | | |
| CD | 20,943.00 | 20,943.00 | 100.00% | 1.75% |
| CD | 24,329.52 | 24,329.52 | 100.00% | 1.50% |
| CD | 26,814.59 | 26,814.59 | 100.00% | 0.85% |
| SAVINGS ACCT | 10,803.99 | 10,803.99 | 100.00% | 0.25% |
| Deposits | 234.96 | | | |
| Withdrawals | 0.00 | | | |
| Quarterly Interest | 0.00 | | | |
| End of Period | 11,038.95 | | | |
| CD | 20,943.00 | 20,943.00 | 100.00% | 1.75% |
| CD | 24,329.52 | 24,329.52 | 100.00% | 1.50% |
| CD | 26,814.59 | 26,814.59 | 100.00% | 0.85% |
| SAVINGS ACCT | 11,038.95 | 11,038.95 | 100.00% | 0.25% |

This report is in compliance with the investment strategies as approved by the Public Funds Investment Act




 Investment Officer

PORTFOLIO SUMMARY
ACTIVITY FOR MONTH ENDING
April 30, 2020

CERTIFICATE OF DEPOSIT/SAVINGS

| <i>Investments</i> | <i>Cost</i> | <i>Market</i> | <i>Ratio</i> | <i>Interest Rate</i> |
|--|---------------|---------------|--------------|----------------------|
| Beginning of period | 10,201,575.44 | 10,201,575.44 | 100.00% | |
| Deposits | 4,994.58 | | | |
| Withdrawals | 420,000.00 | | | |
| End of period | 9,786,570.02 | 9,786,570.02 | | |
| Interest Accrued | 6,669.54 | | | |
| End of Period | | | | |
| Bank Texas | | | | |
| CD # 8025567 | 281,709.69 | 281,709.69 | 100.00% | 2.05% |
| First National Bank-Gilmer in Mineola | | | | |
| CD # 1005229 | 254,301.49 | 254,301.49 | 100.00% | 2.00% |
| Mineola Community | | | | |
| CD # 01-00542339-9 | 167,045.00 | 167,045.00 | 100.00% | 2.00% |
| First National Bank-Gilmer in Mineola | | | | |
| MM # 3830656862 | 8,866,897.24 | 8,866,897.24 | 100.00% | 0.65% |
| City National Bank | | | | |
| Advantage # 75101 | 216,616.60 | 216,616.60 | 100.00% | 0.50% |

This report is in compliance with the investment strategies as approved by the Public Funds Investment Act



 Investment Officer

WOOD COUNTY SPECIAL EDUCATION SSA

Executive Financial Summary

April 30, 2020

General Bank Accounts

Wood County Special Education SSA

| | | |
|---|------------|-------------------|
| Fund 313-IDEA Part B | -80,557.50 | |
| Fund 314-IDEA Part B-Preschool | -2,976.38 | |
| Fund 315-IDEA Part B Discretionary | -17,375.76 | |
| Fund 364-IDEA Part B-ARRA | 0.00 | |
| Fund 365-IDEA Part B-Preschool-ARRA | 0.00 | |
| Fund 434-State Supplemental Visually Impaired | 0.00 | |
| Fund 437-Shared Services Arrangements-SE | -22,034.28 | |
| Fund 458-Shared Services Arrangements-SE | 138,500.00 | |
| Texpool | 686,037.60 | |
| Money Market | 0.00 | |
| TOTAL | | 701,593.68 |

\$

ACTIVITY FUND MANAGEMENT


| | | |
|--|--------|---------------|
| Wood County Special Education SSA | | |
| WC Activity Account | 759.23 | |
| TOTAL | | 759.23 |

**TEXPOOL
PORTFOLIO SUMMARY
ACTIVITY FOR MONTH ENDING
April 30, 2020**

**WOOD COUNTY SPECIAL EDUCATION SHARED SERVICES ARRANGEMENT
WORKER'S COMPENSATION**

| <i>Investments</i> | <i>Cost</i> | <i>Market</i> | <i>Ratio</i> | <i>Interest Rate</i> |
|---------------------|-------------|---------------|--------------|----------------------|
| Beginning of period | 17,031.29 | 17,031.29 | 100.00% | 0.45% |
| Deposits | 0.00 | | | |
| Withdrawals | 102.00 | | | |
| Interest accrued | 6.33 | | | |
| End of Period | 16,935.62 | 16,935.62 | 100.00% | 0.45% |

This report is in compliance with the investment strategies as approved by the Public Funds Investment Act




 Investment Officer

**TEXPOOL
PORTFOLIO SUMMARY
ACTIVITY FOR MONTH ENDING
April 30, 2020**

WOOD COUNTY SPECIAL EDUCATION SHARED SERVICES ARRANGEMENT

| <i>Investments</i> | <i>Cost</i> | <i>Market</i> | <i>Ratio</i> | <i>Interest Rate</i> |
|---------------------|-------------|---------------|--------------|----------------------|
| Beginning of period | 550,794.97 | 550,794.97 | 100.00% | 0.45% |
| Deposits | 135,000.00 | | | |
| Withdrawals | 0.00 | | | |
| Interest accrued | 242.63 | | | |
| End of Period | 686,037.60 | 686,037.60 | 100.00% | 0.45% |

This report is in compliance with the investment strategies as approved by the Public Funds Investment Act



Investment Officer

| CHECK DATE | CHECK NUMBER | VENDOR | INVOICE NUMBER | INVOICE DESCRIPTION | AMOUNT |
|------------|--------------|----------------------|----------------|---|-----------|
| 04/03/2020 | 77423 | MINEOLA ISD TAX COLL | auto 4/1 | auto tax payments 4/1 | 1,638.54 |
| 04/03/2020 | 77423 | MINEOLA ISD TAX COLL | auto 4/3/2 | auto tax payments 4/3 | 1,084.76 |
| 04/07/2020 | 77424 | BURELSMITH, BEAU | Off SB Edg | Official Softball - Edgewood 3/10/20 | 145.00 |
| 04/07/2020 | 77425 | MILLER, JIMMIE | Off SB Edg | Official Softball Edgewood 3/10/20 | 145.00 |
| 04/08/2020 | 77395 | MINEOLA FLOOR & DECO | 3/17 inv | New tile floor in HS kitchen | -1,647.98 |
| 04/09/2020 | 77426 | MINEOLA ISD TAX COLL | 20183060/6 | Taxes: Jose Rosa, Terry Woods, Lorena Gonzalez | 2,736.35 |
| 04/09/2020 | 77426 | MINEOLA ISD TAX COLL | 20183068/7 | Taxes: Bertha Galaz, Rene Galaz, Pam Spurlock | 1,267.39 |
| 04/09/2020 | 77426 | MINEOLA ISD TAX COLL | 20183074/7 | Taxes: Mary Birdson, Wekva Bell, Kerry Phillips | 1,911.02 |
| 04/09/2020 | 77426 | MINEOLA ISD TAX COLL | 20183064 | Taxes: Sondra Owens | 1,122.41 |
| 04/16/2020 | 77427 | SYNCHRONY BANK | 1126900268 | drawing tablets | 787.99 |
| 04/16/2020 | 77427 | SYNCHRONY BANK | 1123709041 | rug/slot files/desktop trays | 180.91 |
| 04/17/2020 | 77429 | ACE HARDWARE | 3032 March | Maintenance supply | 237.22 |
| 04/17/2020 | 77430 | AMERICAN SAFETY COUN | 18381 | OSHA 30 modules for certification testing | 475.00 |
| 04/17/2020 | 77431 | AT&T | 214a056407 | Phones | 87.36 |
| 04/17/2020 | 77432 | AUTOMATIC PROPANE GA | 35503761 | cylinder rental | 231.84 |
| 04/17/2020 | 77433 | BIG M AUTO SUPPLY LI | 2448-105 | Parts & Supplies | 61.40 |
| 04/17/2020 | 77434 | BSN/PASSON'S/GSC/CON | 908861324 | SLEEVELESS GREY SHIRTS | 185.85 |
| 04/17/2020 | 77435 | BUDGET BUSINESS SYST | 033345 | SERVICE CALL ES LIBRARY | 284.00 |
| 04/17/2020 | 77436 | BULLARD ISD | track refu | REFUND TRACK FEES | 700.00 |
| 04/17/2020 | 77437 | CENTERPOINT ENERGY R | 8000010765 | Electricity Utilities March 2020 | 1,022.82 |
| 04/17/2020 | 77438 | DEALERS ELECTRICAL S | 532639 Mar | electrical supply | 913.20 |
| 04/17/2020 | 77439 | DELL INC | 1038529571 | Security Server Warranty | 1,000.00 |
| 04/17/2020 | 77440 | EAGLE FUEL & OIL LP | 132101 | Gasoline | 536.25 |
| 04/17/2020 | 77441 | EAST TEXAS ALARM, IN | 1214857 | Monitor service Maint.and Admin | 44.00 |
| 04/17/2020 | 77442 | ETAS METAL ROOF & WA | 98241 | Head trim for fans at ag-shop | 24.30 |
| 04/17/2020 | 77443 | GOGGANS TIRE SERVICE | 3680/3689 | Flat Repairs | 20.00 |
| 04/17/2020 | 77444 | HALE, IAN | 2020 seaso | percussion book custom arrangement for uil show | 1,400.00 |
| 04/17/2020 | 77445 | HAMILTON, GWENDA | March 2020 | math consultant | 1,055.39 |
| 04/17/2020 | 77446 | HARDY COOK & HARDY, | 31602 | Professional Servcices | 354.00 |
| 04/17/2020 | 77447 | HENDERSON ISD | track refu | REFUND TRACK FEE | 550.00 |
| 04/17/2020 | 77448 | HIGGINBOTHAM BROS & | 440032 Mar | Maintenance supply and Projects. | 257.39 |
| 04/17/2020 | 77449 | HOMETOWN TROPHY & AW | hs/ms trac | hs/ms track awards | 3,621.30 |
| 04/17/2020 | 77450 | INSTRUMENTALIST AWAR | 75773M | plaques | 175.00 |
| 04/17/2020 | 77451 | JOHN DEERE FINANCIAL | 10850125 | chainsaw repair | 263.84 |
| 04/17/2020 | 77452 | KEEPIT MINI STORAGE | 17071 | CTE storage | 125.00 |
| 04/17/2020 | 77428 | MINEOLA ISD TAX COLL | 20183077/7 | Taxes: David Carrazco x 2, Toni Blaylock x 2, | 646.31 |
| 04/17/2020 | 77428 | MINEOLA ISD TAX COLL | 20183067/7 | Taxes: Lisa Paredes, Olivia Coffman, Fulgencio Candelario, Julie Thompson, Teresa Young, Juan Paredes 20183067/79/80/82/24/25 | 4,648.94 |
| 04/17/2020 | 77428 | MINEOLA ISD TAX COLL | 20183086/8 | Taxes: Lesley Palma x 2, Paula Radikopf, Courtney Crawford, J. Stevall | 1,412.32 |
| 04/17/2020 | 77453 | MINEOLA LIONS CLUB | 2512 | lions club | 30.00 |

| CHECK DATE | CHECK NUMBER | VENDOR | INVOICE NUMBER | INVOICE DESCRIPTION | AMOUNT |
|---------------|-----------------|----------------------|-------------------|---|-----------|
| 04/17/2020 | 77454 | MINEOLA FLOORS | kitchen fl | HS Kitchen floor | 1,647.98 |
| 04/17/2020 | 77455 | O'REILLY AUTO PARTS | 731533 - M | Car Batteries (2) Supplies | 311.44 |
| 04/17/2020 | 77456 | PEARSON EDUCATION | 8636521 | GT screening kits | 828.50 |
| 04/17/2020 | 77457 | PEOPLES | 0011008418 | Phone / Internet | 961.02 |
| 04/17/2020 | 77458 | PERDUE, BRANDON, FIE | March 2020 | Attorney fees for delinquent payments March 2020 | 1,779.52 |
| 04/17/2020 | 77459 | PRECISION BUSINESS M | 98860 | POSTER/BANNER MACHINE | 4,495.00 |
| 04/17/2020 | 77460 | RAINS ISD | track refu | REFUND TRACK FEE | 700.00 |
| 04/17/2020 | 77461 | REPUBLIC SERVICES | 0070002901 | Waste Disposal | 1,181.06 |
| 04/17/2020 | 77462 | RMA TOLL PROCESSING | 1000110715 | Toll Charges | 14.30 |
| 04/17/2020 | 77462 | RMA TOLL PROCESSING | 1000110061 | Toll Charges | 3.94 |
| 04/17/2020 | 77462 | RMA TOLL PROCESSING | 1000109900 | Toll Charges | 32.55 |
| 04/17/2020 | 77462 | RMA TOLL PROCESSING | 1000109467 | Toll charges | 5.89 |
| 04/17/2020 | 77463 | SCHOOL SPECIALTY, IN | 2081246373 | Second Grade Classroom Supplies for Math | 176.86 |
| 04/17/2020 | 77463 | SCHOOL SPECIALTY, IN | 2018124721 | Classroom Supplies - 5th grade - L. Grindle | 45.02 |
| 04/17/2020 | 77463 | SCHOOL SPECIALTY, IN | 2081246733 | Classroom Supplies - 5th grade - L. Grindle | 45.02 |
| 04/17/2020 | 77464 | SHI GOVERNMENT SCLUT | gb00361996 | 101 chromebooks | 30,268.69 |
| 04/17/2020 | 77465 | SOUTHWEST RESTAURANT | 37903 | Worked on HS Ice machine | 266.00 |
| 04/17/2020 | 77466 | SPRING HILL ISD | refund tra | REFUND TRACK FEE | 700.00 |
| 04/17/2020 | 77467 | SWEET EXPRESSIONS | 0065407 | Flowers for Greenhand Skills LDE Invitational FFA | 304.64 |
| 04/17/2020 | 77467 | SWEET EXPRESSIONS | 0065454 | Floral design supplies for October | 471.88 |
| 04/17/2020 | 77467 | SWEET EXPRESSIONS | 0065565 | classroom supplies for floral design | 513.93 |
| 04/17/2020 | 77467 | SWEET EXPRESSIONS | 0065564 | February floral design supplies | 512.00 |
| 04/17/2020 | 77469 | SYNCHRONY BANK | 1129534317 | science supplies | 172.95 |
| 04/17/2020 | 77469 | SYNCHRONY BANK | 1128554225 | 2nd Grade Supplies - R. Jackson | 349.36 |
| 04/17/2020 | 77469 | SYNCHRONY BANK | 1123109651 | 2nd Grade Supplies - White | 112.77 |
| 04/17/2020 | 77469 | SYNCHRONY BANK | 1127633423 | Head Start Supplies - Marquez | 264.37 |
| 04/17/2020 | 77469 | SYNCHRONY BANK | 1122587887 | Williams - Kindergarten Supplies | 113.22 |
| 04/17/2020 | 77469 | SYNCHRONY BANK | 1127124975 | Supplies - 1st Grade | 87.49 |
| 04/17/2020 | 77469 | SYNCHRONY BANK | 1128598125 | Supplies - 1st Grade | 213.43 |
| 04/17/2020 | 77469 | SYNCHRONY BANK | 1123121500 | Head Start Supplies | 198.84 |
| 04/17/2020 | 77469 | SYNCHRONY BANK | 1124248821 | Head Start Supplies | 265.95 |
| 04/17/2020 | 77469 | SYNCHRONY BANK | 1123002798 | Kindergarten supplies | 55.94 |
| 04/17/2020 | 77469 | SYNCHRONY BANK | 1126608164 | Al Capone Does My Shirts - Spanish paperback | 84.75 |
| 04/17/2020 | 77469 | SYNCHRONY BANK | 1130302962 | Mounting Dream TV Mount, Oozmas Compatible label tape, Akro Mills Plastic Storage Bins | 820.50 |
| 04/17/2020 | 77469 | SYNCHRONY BANK | 1128102460 | Chairs, Stools, supplies Grade 3 - Smith | 281.30 |
| 04/17/2020 | 77470 | TATUM MUSIC CO, INC | 337013/336 | repairs | 235.00 |
| 04/17/2020 | 77471 | TEACHERS DISCOVERY | 488954 | Social studies supplies for classroom | 207.85 |
| 04/17/2020 | 77472 | TEXAS DEPT OF PUBLIC | crs2020011 | criminal history checks | 22.00 |
| 04/17/2020 | 77473 | TEXAS STATE FLORIST' | 617847 | CTE certification testing for floral design | 1,860.00 |

| CHECK DATE | CHECK NUMBER | VENDOR | INVOICE NUMBER | INVOICE DESCRIPTION | AMOUNT |
|---------------|-----------------|----------------------|-------------------|--|-----------|
| 04/17/2020 | 77474 | THE HOME DEPOT PRO | 542887153 | Custodial supply | 4,209.86 |
| 04/17/2020 | 77475 | TRESONA MULTIMEDIA, | 359805 & 3 | rights for custom arrangement for marching show | 540.00 |
| 04/17/2020 | 77476 | TXTAG | 398620460 | Toil Charges | 46.18 |
| 04/17/2020 | 77477 | UNIFIRST CORPORATION | 1324120 ma | uniform service | 675.53 |
| 04/17/2020 | 77478 | UTHEALTH PHYSICIANS | physicals | Physicals - Cloud & Stacy | 170.00 |
| 04/17/2020 | 77479 | VANDOVER, JOHN | TRV JV Mar | Travel State Basketball Tourney San Antonio | 67.50 |
| 04/17/2020 | 77480 | WAL-MART STORES TEXA | 015480/015 | floral design supplies - classroom | 812.38 |
| 04/17/2020 | 77481 | WOOD COUNTY SPECIAL | 4/1/20 | Wood County Special Education Shared Services April MISD | 53,816.82 |
| 04/23/2020 | 77482 | MINEOLA ISD TAX COLL | 20183083/1 | Taxes: K. Phillips, S. Roberts, W. Lockhead, S. Kratzmeyer 20183083/101/102/103/104 | 2,370.87 |
| 04/23/2020 | 77482 | MINEOLA ISD TAX COLL | 20183106 | Taxes: Nona Stephens | 7.96 |
| 04/23/2020 | 77482 | MINEOLA ISD TAX COLL | auto 4/21 | auto 4/21 | 19,493.84 |
| 04/23/2020 | 77482 | MINEOLA ISD TAX COLL | auto 4/22 | auto 4/22 | 3,316.58 |
| 04/28/2020 | 77483 | NATIONAL GUARANTEED | 390/20942 | Repair Seat Covers and Cushions on 12 Route buses | 5,865.40 |
| 04/30/2020 | 77486 | ACTION CLEANING SYST | 42745 | Repair Steam Pressure Washer | 491.88 |
| 04/30/2020 | 77487 | ADAMS, JOE | HS granted | HS granted (supp #19) for 2019 | 267.09 |
| 04/30/2020 | 77488 | AEP SOUTHWESTERN ELE | 9677893944 | Electric utilities - April 2020 | 15,644.73 |
| 04/30/2020 | 77489 | AUTOMATIC PROPANE GA | 35539073/7 | gas & supplies for welding program | 437.30 |
| 04/30/2020 | 77490 | AVID CENTER | Q-79142 | AVID Products & Services/ Membership Fee & AVID Weekly Secondary | 9,358.00 |
| 04/30/2020 | 77491 | BOWKER, RUSSELL | TRV-RB-Mar | Travel - Baseball | 89.84 |
| 04/30/2020 | 77492 | BSN/PASSON'S/GSC/CON | 908065871 | Major League Home Plate | 104.00 |
| 04/30/2020 | 77493 | BUDGET BUSINESS SYST | 032924 | Staples | 128.00 |
| 04/30/2020 | 77494 | CAPITAL ONE CORPORAT | credit 3/1 | credit 3/13 & 3/18 | -349.43 |
| 04/30/2020 | 77494 | CAPITAL ONE CORPORAT | internet m | Internet MISD - Suddenlink | 224.15 |
| 04/30/2020 | 77494 | CAPITAL ONE CORPORAT | 16486824 Z | Zoom Account | 2,039.68 |
| 04/30/2020 | 77495 | CITY OF MINEOLA | 3/11/20 - | Water utilities 3/11/20 - 4/14/20 | 1,627.67 |
| 04/30/2020 | 77496 | CLASS CREATOR LLC | INV2629 | Class Creator for use by S. Morris | 426.00 |
| 04/30/2020 | 77497 | CYNERGY TECHNOLOGY B | LV042353 | Network Cable Drops for HS Band Office | 631.25 |
| 04/30/2020 | 77498 | DATA PROJECTIONS | INV385339 | ZSPACE LAPTOPS | 10,044.00 |
| 04/30/2020 | 77499 | DEATON'S COMMUNICATI | 38391 | Repair speakers in radios | 172.50 |
| 04/30/2020 | 77500 | EAGLE FUEL & OIL LP | 132543 | Diesel | 775.60 |
| 04/30/2020 | 77501 | EDUCATION ADVANCED I | 00001325 | test hound | 3,900.00 |
| 04/30/2020 | 77502 | FOLLETT SCHOOL SOLUT | 653474F | Books for Library | 64.82 |
| 04/30/2020 | 77503 | KEEPIT MINI STORAGE | 19285 | band rent | 125.00 |
| 04/30/2020 | 77504 | LD PRODUCTS, INC | SIP-011132 | CMYK Toner Full Set Bundle with HP Color LaserJet Pro 400 | 63.96 |
| 04/30/2020 | 77504 | LD PRODUCTS, INC | SIP0111298 | Ink cartridges for art classroom | 222.31 |
| 04/30/2020 | 77504 | LD PRODUCTS, INC | SIP0111478 | Ink toner for instructional technology classroom HP | 191.88 |

| CHECK DATE | CHECK NUMBER | VENDOR | INVOICE NUMBER | INVOICE DESCRIPTION | AMOUNT |
|------------|--------------|----------------------|----------------|--|-----------|
| | | | | LaserJet Pro color MFP M51nw toner Replaces HP 305A series, CE410A, CE411A, CE413A, CE412A | |
| 04/30/2020 | 77484 | MINEOLA ISD TAX COLL | 20183105 | Taxes: Loree Evans | 500.00 |
| 04/30/2020 | 77484 | MINEOLA ISD TAX COLL | 20183107 | Taxes: Sonya Kratzmeyer | 150.00 |
| 04/30/2020 | 77484 | MINEOLA ISD TAX COLL | 20183111,2 | Taxes: Sony Kratzmeyer, Wes Lockhead | 620.97 |
| 04/30/2020 | 77485 | MINEOLA ISD TAX COLL | 20183109 | Taxes: Stacey Elshehaby | 75.89 |
| 04/30/2020 | 77505 | MINEOLA SOCCER ASSOC | Refund ren | Rent refund 3 months | 600.00 |
| 04/30/2020 | 77506 | MSB CONSULTING GROUP | 137116 | shars billing | 1.02 |
| 04/30/2020 | 77507 | OSS ACADEMY | 56264 | Online Training | 260.00 |
| 04/30/2020 | 77508 | PRECISION FENCE | 4/23/20 | fence=baseball | 6,990.00 |
| 04/30/2020 | 77509 | PRO-TURF | 07102048 | Sprayed district wide for weed control. | 3,087.50 |
| 04/30/2020 | 77510 | QUINN, CODY | OFF-Baseba | Official Varsity Baseball Tournament - Kemp | 255.00 |
| 04/30/2020 | 77511 | REGION VII EDUCATION | 080188 | Region 7 training - State mandated | 100.00 |
| 04/30/2020 | 77512 | RIDGEWAY HYDRAULICS | 033917 | Repair Transmission Jack | 199.33 |
| 04/30/2020 | 77513 | SAFETY VISION LLC | 0636148-IN | Camera System for new bus | 2,266.47 |
| 04/30/2020 | 77514 | SCHOOL SPECIALTY, IN | 2081249343 | Classroom Supplies - 5th grade - L. Grindle | 38.99 |
| 04/30/2020 | 77514 | SCHOOL SPECIALTY, IN | 2081249507 | 1st grade classroom supplies | 73.34 |
| 04/30/2020 | 77514 | SCHOOL SPECIALTY, IN | 3081035181 | supplies for spanish classroom | 406.94 |
| 04/30/2020 | 77515 | SOCIAL STUDIES SCHOO | SI159696 | Social studies classroom supplies | 314.93 |
| 04/30/2020 | 77516 | SOUTHWEST METAL SYST | 2865M19 4/ | PROJECT COMPLETE/INSTALL OH DOORS | 28,526.00 |
| 04/30/2020 | 77517 | SYNCHRONY BANK | 1149770845 | 20 Pk digital Kitchen Timers | 23.98 |
| 04/30/2020 | 77517 | SYNCHRONY BANK | 1121778873 | Headphones, micro sd card, flash drives, muti card readers, portable usb, prof tripod, xhs card, quadcopter, gopro camera IT/CTE | 2,661.09 |
| 04/30/2020 | 77517 | SYNCHRONY BANK | 1148845264 | forehead thermometers | 374.95 |
| 04/30/2020 | 77517 | SYNCHRONY BANK | 11212166532 | Brother Monochrome Laser Printer | 508.65 |
| 04/30/2020 | 77517 | SYNCHRONY BANK | 1121006123 | First grade supplies | 175.51 |
| 04/30/2020 | 77518 | TEXAS DEPT OF LICENS | 11330529/7 | License renewal - Mary Ann Roseberry | 45.00 |
| 04/30/2020 | 77519 | TRIPLE S SPORTS | 55890 | Pitchers Plate, Bow Net, Softballs | 678.97 |
| 04/30/2020 | 77520 | TURNER, ANGELYN | off Soccer | Official - clock - 1/31/20 Van, 2/14 Mabank, 2/21 Athens, 2/28 Bullard, 3/6 Chapel Hill | 115.00 |
| 04/30/2020 | 77521 | TXTAG | 2070616801 | Toll charges | 2.83 |
| 04/30/2020 | 77522 | UNCLE BUBBA'S GRILLH | 0005 | Board meeting food | 141.48 |
| 04/30/2020 | 77523 | VERIZON | 9852798195 | Broadband | 51.93 |
| 04/30/2020 | 77524 | WAL-MART STORES TEXA | 029703 | Science supplies | 348.73 |
| 04/30/2020 | 77525 | WONDER WORKSHOP INC | WON89567 | Technology for Computer Lab Coding | 239.98 |

**MINEOLA INDEPENDENT SCHOOL DISTRICT
TAX REPORT**

| | Tax Rate | Levy | 9/1/2018 | Adj/Corr | MTD Pymts | YTD Pymts | Balance | YTD % |
|---|----------------|---------------------|---------------------|-------------------|------------------|---------------------|-------------------|---------------|
| 2019 TAX LEVY | 1.06835 | 6,676,112.53 | 6,676,112.53 | 45,650.75 | 49,271.11 | 6,352,099.31 | 369,663.97 | 94.50% |
| 2018 | 1.1700 | 6,149,037 | 151,177.82 | -3,094.58 | 2,711.15 | 41,937.72 | 106,145.52 | |
| 2017 | 1.1700 | 5,745,350 | 72,883.72 | -281.58 | 508.70 | 14,397.16 | 58,204.98 | |
| 2016 | 1.1700 | 5,428,605 | 48,881.00 | -140.72 | 64.60 | 7,774.76 | 40,965.52 | |
| 2015 | 1.1700 | 5,704,040 | 34,761.23 | -39.16 | 217.86 | 3,415.62 | 31,306.45 | |
| 2014 | 1.1700 | 6,193,547 | 32,016.41 | -139.68 | 11.70 | 1,576.71 | 30,300.02 | |
| 2013 | 1.1700 | 6,395,946 | 28,395.48 | -257.62 | 56.26 | 1,022.06 | 27,115.80 | |
| 2012 | 1.1700 | 6,426,458 | 25,220.11 | -415.14 | 246.65 | 1,126.60 | 23,678.37 | |
| 2011 | 1.1700 | 5,520,692 | 20,930.48 | -509.86 | 41.01 | 644.00 | 19,776.62 | |
| 2010 | 1.1700 | 5,240,343 | 18,900.36 | -616.34 | 0.00 | 656.76 | 17,627.26 | |
| 2009 | 1.1700 | 5,221,918 | 15,297.69 | -185.29 | 0.00 | 501.33 | 14,611.07 | |
| 2008 | 1.1700 | 5,266,306 | 13,974.23 | -159.66 | 0.00 | 414.09 | 13,400.48 | |
| 2007 & PRIOR | 1.1700 | | 81,234.86 | -6,081.25 | 51.84 | 3,215.87 | 71,937.74 | |
| TOTAL | | | 543,673.39 | -11,920.88 | 3,909.77 | 76,682.68 | 455,069.83 | 95.64% |
| <i>Penalty & Interest Collected</i> | | | | | 6,555.26 | 51,324.58 | | |
| <i>Attorney Fees Collected</i> | | | | | 1,640.74 | 22,529.60 | | |

THIS IS TO CERTIFY THAT THE ABOVE IS A CORRECT TOTAL OF ALL TAXES COLLECTED FOR THE MONTH OF APRIL 2020

Mary Ann Roseberry, RTC
 Mary Ann Roseberry, RTC

ORDER OF BUSINESS FOR THE REGULAR BOARD MEETING SCHEDULED FOR THE MINEOLA INDEPENDENT SCHOOL DISTRICT TO BE HELD IN THE ADMINISTRATION BUILDING AT 6:00 P.M., April 20, 2020---MINUTES

- A. Call to Order** was executed by Board President, Dr. John Abbott, at 6:02 p.m.
*This meeting was held for the public via zoom and facebook live.

Roll Call

Establishment of a quorum:

Dr. John Abbott, President
Jay McGough, Vice President
Dr. Kyle Gully, Secretary (via zoom)
Glen Dossett
Daniel Louderman - absent
Jill Quiambao
Jackie Rodieck

- B. Executive Session – Section 551.074, Texas Government Code
Personnel (Appointment, Employment, Evaluation, Reassignment of Duties,
Discipline, Dismissal, and Complaint, Evaluation of Superintendent)**

The board presiding officer, Dr. John Abbott, made the following announcement in open session prior to the closed session: “At this time the board has business pertinent to Texas Government Code Section 551.074, which should be conducted in closed session. Let the Official Minutes indicate that closed session is now declared at 6:03 p.m., on Monday, April 20, 2020, for the Mineola Independent School District Board of School Trustees.”

The board presiding officer made the following announcement at the end of closed session: “Let the Official Minutes indicate that the Board entered open session at 6:55 p.m., April 20, 2020. The floor is now open for business.”

- C. Reconvene from Executive Session**

The Board reconvened from Executive Session.

- D. Invocation, Pledges, and Introductions**

The invocation was led by Cody Mize.

The Pledge of Allegiance to the American flag and Texas flag was led by Jay McGough.

- E. Superintendent Update**

Mr. Mize gave an update on:

Virtual School continuing through May 22
Planning for senior student events/graduation
Plans for summer school

- F. Special Recognition**

1. Mineola Education Foundation Teacher Grants

The Foundation shared information regarding grants that were given to teachers the previous year, grants requested this year, and shared that they have approximately \$35,000 to grant requests this year. The total of grant provided over 4 years is \$90,000.

A motion was made by Jay McGough and seconded by Jackie Rodeick to accept the Mineola Education Foundation grants in the amount of \$35,000.

Motion Carried 6-0

2. Primary School Students of the Month
Vincent Gardner, Jr. and Zelayna Elston
3. Elementary School Students of the Month
Dason Hamlin and Addyson Fullington
4. Middle School Students of the Month⁵⁴
Austin Blalock and Saoirse Ray

5. High School Students of the Month
Lane Averett and Hailey Jones
6. Teacher of the Month
Lori McKinney
7. Support Staff of the Month
Joanna Camacho – Custodial Department

G. Perdue, Brandon, Fielder, Collins & Mott LLP

1. Discuss Acceptance of High Bid Received for Resale Property, Cause #T-3873

A motion was made by Glen Dossett and seconded by Jill Quiambao to accept the high bid of \$15,500 for resale property, Cause #T-3873

Motion Carried 6-0

2. Discuss Acceptance of High Bid Received for Resale Property, Cause #T-4225

A motion was made by Jay McGough and seconded by Jackie Rodeick to accept the high bid of \$4,000 for resale property, Cause #T-4225

Motion Carried 6-0

H. Consider Action on Items Discussed in Executive Session

1. Resignations

A motion was made by Jill Quiambao and seconded by Jackie Rodeick to ratify the resignations of Kay Bachert, Hunter Barr, Laurel Grindle, Theresa Mallory, and Bethanie Williams

Motion Carried 6-0

2. Rescind Resignation

A motion was made by Glen Dossett and seconded by Jackie Rodeick to approve rescinding the resignation of Shelly Pollard

Motion Carried 6-0

3. Consider Approval of Professional Contracts for 2020-2021

A motion was made by Jill Quiambao and seconded by Jay McGough to extend a probationary contract pursuant to Mineola I.S.D. Board Policy and Administrative Regulation, subject to assignment and reassignment, and commensurate with current board policy and established salary schedule for school professional staff to **Monica Brannan, Katherine Elmore, Callie Mize, Ricky Ramirez, and John Smith** and

to extend a term contract pursuant to Mineola I.S.D. Board Policy and Administrative Regulation, subject to assignment and reassignment, and commensurate with current board policy and established salary schedule for school professional staff to **Shelly Pollard**

Motion Carried 6-0

A motion was made by Dr. John Abbott and seconded by Glen Dossett to approve David Sauer as the Assistant Superintendent

Motion Carried 5-1 (Jill Quiambao voted no)

I. Information Items (No Action Required)

- 1. Financial Report for March**
Mr. Bjork presented the financial report for March
- 2. Tax Collection Report for March**
Mr. Bjork presented the tax report for March

J. Public Forum (Public Comments)

Teachers Jana Nance and Kara Ellerbee spoke praising Mrs. Morris in her role as Elementary School Principal.

K. Action Items

1. Consent Agenda

- a. Minutes of the Regular Meeting Held by the Mineola I.S.D. Board of Trustees: March 16, 2020 (regular meeting), and March 26 (special meeting)**
- b. Instructional Materials Allotment and TEKS Certification, 2020-2021**

A motion was made by Jay McGough and seconded by Jackie Rodieck to approve (a) minutes of the March 16, 2020 regular meeting and March 26, 2020 special meeting, and (b) Instructional Materials Allotment and TEKS Certification, 2020-2021 as presented.

Motion Carried 6-0

2. New and Unfinished Action Items

- a. Review, Discuss and Consider Taking Action on Proposed Grading Policy for Mineola ISD's Virtual Learning School During the Coronavirus Pandemic**

A motion was made by Jill Quiambao and seconded by Glen Dossett to approve the proposed grading policy for Mineola ISD's Virtual Learning School during the Coronavirus Pandemic as presented.

Motion Carried 6-0

- b. Consider and Discuss submission of advocacy issues to the Texas Association of School Boards 2020-2022 Advocacy agenda.**

The item was discussed and a decision will possibly be made at another meeting. No action was taken.

L. Adjournment

Board President, Dr. John Abbott adjourned the meeting.

APPROVED THIS 18th DAY OF MAY, 2020.

Board President

Board Secretary

MINEOLA INDEPENDENT SCHOOL DISTRICT

2020-2021 Vendor List

| | | |
|-------------------------------------|--------------------------|------------------------|
| ABC Auto | 6434 S SH 37 | Mineola, TX 75773 |
| American Fire Protection Group, Inc | 12440 Hwy 155 s Unit 1A | Tyler, TX 75703 |
| Bailey's Ace Hardware | 522 E Broad St | Mineola, TX 75773 |
| Bergman Electric | 342 Rs CR 3345 | Emory, TX 75440 |
| Box Plumbing | 1484 FM 2966 | Quitman, TX 75783 |
| Brookshires | 1224 N Pacific | Mineola, TX 75773 |
| Budget Business Systems | P.O. Box 1013 | Mineola, TX 75773 |
| Chalk's Truck Parts | 838 McCarty | Houston TX 77029 |
| Doug Hill | 190 CR 1945 | Emory, TX 75440 |
| Dow Autoplex | 1313 S Pacific | Mineola, TX 75773 |
| Duko Oil Co, Inc | PO Box 217 | Emory, TX 75440 |
| G & S Sales Inc | PO Box 628 | Quitman, TX 75783 |
| Goggan's Tire Service | 1450 S Pacific | Mineola, TX 75773 |
| Golden Embroidery & Twisted Designs | 203 N Spring St | Grand Saline, TX 75140 |
| Hawkins Alternator | 3288 Hwy 271 | Tyler, TX 75708 |
| Higgin Botham Brothers | 401 S Pacific/PO Box 926 | Mineola, TX 75773 |
| Hooten's Hardware, LLC | 1139 W Lennon | Emory, TX 75440 |
| Hughes Appliance & Air Conditioning | 1305 W Broad | Mineola, TX 75773 |
| K D Tire | 1518 Hwy 37 | Quitman, TX 75783 |
| Long Feed | 407 ½ E Broad St | Mineola, TX 75773 |
| M&M Heating & Air Conditioning | 1175B Buffalo St | Canton, TX 75103 |
| Mineola Packing Co, Inc | PO Box 928 | Mineola, TX 75773 |
| Mineola Traders Flea Market | 1222 W Loop 564 | Mineola, TX 75773 |
| MPrints-Printing, Inc | 125 N Johnson | Mineola, TX 75773 |
| O'Reilly Auto Parts | 233 S Patterson Ave | Springfield, MO 65802 |
| P Pest Control | 200 CR 2951 | Alba, TX 75410 |
| Precision Fence | PO Box 1304 | Quitman, TX 75783 |
| Pro Clean Solutions | PO Box 535 | Quitman, TX 75783 |
| Rozell Sprayer Mfg. | 14262 St Hwy 64 W | Tyler, TX 75704 |
| Shaffer Goldrush | 12417 W 875 N | Albany, IN 47320 |
| Sign Mart | 104 Park Central | Mineola, TX 75773 |
| Smith County Lumber Co | 2604 S Main | Lindale, TX 75771 |
| Toliver Ford | 1311 S Pacific | Mineola, TX 75773 |
| Tractor Supply | 1451 S Pacific | Mineola, TX 75773 |
| United AG & Turf | 1409 E Broad St | Mineola, TX 75773 |
| Wallace Thompson / True Value | 1032 E Goode St | Quitman, TX 75783 |
| Wal-Mart | 135 NE Loop 564 | Mineola, TX 75773 |
| Woody's | 1239 N Johnson | Mineola, TX 75773 |

TRS-ACTIVE CARE/FULL TIME

2020-2021

TOTAL MONTHLY COST BASED ON MISD/STATE CONTRIBUTION OF \$75

\$386 increase of \$8 per month per employee

ACTIVECARE-PRIMARY* NEW

| | Maximum | increase |
|---------|----------|------------|
| Total | Employee | over 19-20 |
| Cost | Cost*** | |
| | | |
| \$386 | \$0 | *new |
| \$1,089 | \$703 | *new |
| \$695 | \$309 | *new |
| \$1,301 | \$915 | *new |

*State Contribution \$75
*MISD Contribution \$311

Employee Only
Employee and Spouse
Employee and Child(ren)
Employee and Family

ACTIVECARE-HD

| | Maximum | increase |
|---------|----------|------------|
| Total | Employee | over 19-20 |
| Cost | Cost*** | |
| | | |
| \$397 | \$11 | \$11 |
| \$1,120 | \$734 | \$46 |
| \$715 | \$329 | (\$15) |
| \$1,338 | \$952 | (\$85) |

*State Contribution \$75
*MISD Contribution \$311

Employee Only
Employee and Spouse
Employee and Child(ren)
Employee and Family

ACTIVECARE PRIMARY+ (Select)

| Total | Maximum | increase |
|---------|----------|------------|
| Cost | Employee | over 19-20 |
| Cost | Cost*** | |
| | | |
| \$514 | \$128 | (\$50) |
| \$1,264 | \$878 | (\$111) |
| \$834 | \$448 | (\$76) |
| \$1,588 | \$1,202 | (\$138) |

*State Contribution \$75
*MISD Contribution \$311

Employee Only
Employee and Spouse
Employee and Child(ren)
Employee and Family

ACTIVECARE 2 (closed to new enrollees)

| Total | Maximum | increase |
|---------|----------|------------|
| Cost | Employee | over 19-20 |
| Cost | Cost*** | |
| | | |
| \$937 | \$551 | \$77 |
| \$2,222 | \$1,836 | \$194 |
| \$1,393 | \$1,007 | \$118 |
| \$2,627 | \$2,241 | \$230 |

*State Contribution \$75
*MISD Contribution \$311

Employee Only
Employee and Spouse
Employee and Child(ren)
Employee and Family

2020-21 TRS-ActiveCare Plan Highlights Sept. 1, 2020 – Aug. 31, 2021



What's New

- Primary plan with a **lower premium and copays**
- Primary+ (formerly Select) **decreased premiums by up to 8%**
- **Broader networks** of health care providers
- **Lower premiums** for families with children

Leverage Your \$0 Preventive Care*

- Annual routine physicals (ages 12+)
- Annual mammogram (ages 40+)
- Annual OBGYN exam & pap smear (ages 18+)
- Annual prostate cancer screening (ages 45+)
- Well-child care (unlimited up to age 12)
- Healthy diet/obesity counseling (unlimited to age 22; ages 22+ get twenty-six visits per year)
- Smoking cessation counseling (8 visits per year)
- Breastfeeding support (six per year)
- Colonoscopy (ages 50+ once every ten years)

*Available for all plans. See benefits guides for more details.

Did You Know

- Our provider search tool will be available in June.
- Choosing a PCP helps you meet your health goals faster.
- Generic medications save money! Ask your provider if your medicine has a generic.

All TRS-ActiveCare participants have **three plan options**. Each is designed with the unique needs of our members in mind.

| | NEW: TRS-ActiveCare Primary | TRS-ActiveCare HD | TRS-ActiveCare Primary+ |
|--|--|--|--|
| Plan summary | <ul style="list-style-type: none"> • Lower premium • Copays for doctor visits before you meet deductible • Statewide network • PCP referrals required to see specialists • Not compatible with health savings account (HSA) • No out-of-network coverage | <ul style="list-style-type: none"> • Similar to current 1-HD • Lower premium • Compatible with health savings account (HSA) • Nationwide network with out-of-network coverage • No requirement for PCPs or referrals • Must meet deductible before plan pays for non-preventive care | <ul style="list-style-type: none"> • Simpler version of the current Select plan • Lower deductible than HD and primary plans • Copays for many services and drugs • Higher premium • Statewide network • PCP referrals required to see specialists • Not compatible with a health savings account (HSA) • No out-of-network coverage |
| If you make no changes during Annual Enrollment, you'll have the following plan... | Only employees that choose this new plan during Annual Enrollment will be enrolled in it. | If you're currently in TRS-ActiveCare 1-HD and you make no change during Annual Enrollment, this will be your plan next year. | If you're currently in TRS-ActiveCare Select and you make no changes during Annual Enrollment, this will be your plan next year. |

| Total Monthly Premiums | NEW: TRS-ActiveCare Primary | TRS-ActiveCare HD | TRS-ActiveCare Primary+ |
|------------------------|-----------------------------|-------------------|-------------------------|
| Employee Only | \$386 | \$397 | \$514 |
| Employee and Spouse | \$1,089 | \$1,120 | \$1,264 |
| Employee and Children | \$695 | \$715 | \$834 |
| Employee and Family | \$1,301 | \$1,338 | \$1,588 |

| Plan Features | In-Network Coverage Only | | In-Network | | Out-of-Network | | In-Network Coverage Only | |
|---|------------------------------|-----------------|------------------------------|------------------|------------------------------|--|------------------------------|--|
| | Individual/Family Deductible | \$2,500/\$5,000 | \$2,800/\$5,600 | \$5,500/\$11,000 | \$1,200/\$3,600 | | | |
| Coinsurance | You pay 30% after deductible | | You pay 20% after deductible | | You pay 40% after deductible | | You pay 20% after deductible | |
| Individual/Family Maximum Out-of-Pocket | \$8,150/\$16,300 | | \$6,900/\$13,800 | | \$20,250/\$40,500 | | \$6,900/\$13,800 | |
| Network | Statewide Network | | Nationwide Network | | Statewide Network | | Statewide Network | |
| Primary Care Provider (PCP) Required | Yes | | No | | Yes | | Yes | |

| Doctor Visits | NEW: TRS-ActiveCare Primary | TRS-ActiveCare HD | TRS-ActiveCare Primary+ |
|--------------------|-----------------------------|------------------------------|------------------------------|
| Primary Care | \$30 copay | You pay 20% after deductible | You pay 40% after deductible |
| Specialist | \$70 copay | You pay 20% after deductible | You pay 40% after deductible |
| TRS Virtual Health | \$0 per consultation | \$30 per consultation | |

| Immediate Care | NEW: TRS-ActiveCare Primary | TRS-ActiveCare HD | TRS-ActiveCare Primary+ |
|--------------------|------------------------------|------------------------------|------------------------------|
| Urgent Care | \$50 copay | You pay 20% after deductible | You pay 40% after deductible |
| Emergency Care | You pay 30% after deductible | You pay 20% after deductible | |
| TRS Virtual Health | \$0 per consultation | \$30 per consultation | |

| Prescription Drugs | NEW: TRS-ActiveCare Primary | TRS-ActiveCare HD | TRS-ActiveCare Primary+ |
|--|------------------------------|------------------------------|-------------------------|
| Drug Deductible | Integrated with medical | Integrated with medical | \$200 brand deductible |
| Generics (30-Day Supply / 90-Day Supply) | \$15/\$45 copay | You pay 20% after deductible | |
| Preferred Brand | You pay 30% after deductible | You pay 25% after deductible | |
| Non-preferred Brand | You pay 50% after deductible | You pay 50% after deductible | |
| Specialty | You pay 30% after deductible | You pay 20% after deductible | |

This plan is closed and not accepting new enrollees. If you're currently enrolled in TRS-ActiveCare 2, you can remain in this plan.

| TRS-ActiveCare 2 |
|--|
| <ul style="list-style-type: none"> • Closed to new enrollees • Current enrollees can choose to stay in plan • Lower deductible • Copays for many drugs and services • Nationwide network with out-of-network coverage • No requirement for PCPs or referrals |
| If you're currently in TRS-ActiveCare 2, and you make no changes during Annual Enrollment, you will remain in TRS-ActiveCare 2 next year. |

| |
|---------|
| \$937 |
| \$2,222 |
| \$1,393 |
| \$2,627 |

| In-Network | Out-of-Network |
|------------------------------|------------------------------|
| \$1,000/\$3,000 | \$2,000/\$6,000 |
| You pay 20% after deductible | You pay 40% after deductible |
| \$7,900/\$15,800 | \$23,700/\$47,400 |
| Nationwide Network | |
| No | |

| | |
|----------------------|------------------------------|
| \$30 copay | You pay 40% after deductible |
| \$70 copay | You pay 40% after deductible |
| \$0 per consultation | |

| | |
|---|------------------------------|
| \$50 copay | You pay 40% after deductible |
| You pay a \$250 copay plus 20% after deductible | |
| \$0 per consultation | |

| |
|--|
| \$200 brand deductible |
| \$20/\$45 copay |
| You pay 25% after deductible (\$40 min/\$80 max) You pay 25% after deductible (\$105 min/\$210 max) |
| You pay 50% after deductible (\$100 min/\$200 max) You pay 50% after deductible (\$215 min/\$430 max) |
| You pay 20% after deductible (\$200 min/\$300 max) No 90-Day Supply of Specialty Medications |

MEMORANDUM OF UNDERSTANDING (MOU)
Reading Academies TEA Grant Project
Local Implementation Option
Region 7 Education Service Center - Authorized Provider

RECITALS

WHEREAS, Region 7 Education Service Center ("Region 7 ESC") serves as an Authorized Provider (AP) to conduct Reading Academies as required by House Bill 3 (2019) (the "Reading Academies");

WHEREAS, the provision of Reading Academies is being regulated by the Texas Education Agency ("TEA") with the cooperation of Region 11 Education Service Center; and

WHEREAS, to accomplish the outcome of every Kindergarten through Third Grade teacher and principal receiving Reading Academy training, TEA has published guidance in the form of letters to school districts and FAQ guidance to Education Service Centers; and

WHEREAS, the most recent guidance to Education Service Centers regarding their provision of Reading Academies to school districts is incorporated for all purposes into this MOU as if reproduced in its entirety.

WHEREAS, Region 7 ESC, as an Authorized Provider, desires to comply with the guidance set forth by TEA by entering this MOU with school districts that opt to provide Reading Academy training for their teachers and principals; and

WHEREAS, Region 7 ESC and Mineola ISD (hereinafter the "District") agree that the provisions in this MOU are intended to set forth the respective responsibilities of the parties regarding the provision of Reading Academies to the District;

NOW, THEREFORE, in consideration of the mutual promises and subject to the terms and conditions set forth herein, the Parties hereto agree as follows:

I. Designation by District of Reading Academies Services to be Provided by Region 7 ESC:

The District opts for Region 7 ESC to provide Reading Academies training to the District as follows:

Use Region 7 ESC as an Authorized Provider, and District will employ staff to act as Cohort Leaders and provide either the Blended or Comprehensive training locally to teachers and principals.

II. Responsibilities of the Parties.

a. For Region 7 ESC:

- 1) Ensure all Cohort Leaders meet qualifications as determined by TEA.
- 2) Coordinate and fund travel for all Cohort Leaders.
- 3) Conduct program evaluation as determined by TEA.
- 4) Provide registration assistance, logistical support, and regional technical assistance.

b. For the District:

- 1) Ensure all Cohort Leaders meet the screening requirements determined by TEA and meet the following prerequisite requirements prior to being hired by the district:
 - i. Have served as a reading teacher for three or more years across career (special education, general education, or specialized reading teacher) or have specialized literacy coursework/experience.
- 2) Hire Cohort Leaders and assume responsibility for providing salary and benefits.
- 3) Ensure all Cohort Leaders attend the Cohort Leader training provided by TEA.
- 4) Ensure all Cohort Leaders abide by the established participant limitations for each cohort:
 - i. The leader of a Blended Cohort may manage a cohort of up to 100 participants - Blended Cohort Leaders may lead up to 3 cohorts at a time.
 - ii. The leader of a Comprehensive Cohort may manage a cohort of up to 60 participants - Comprehensive Cohort Leaders may lead only one cohort at a time.
- 5) Communicate and respond to Region 7 ESC and TEA requests.
- 6) Grade artifacts as assigned by TEA.
- 7) Participate in AP Cohort Leader monthly Zoom meetings as scheduled by the AP administrator.
- 8) Follow Reading Academy session content with fidelity; failure to do so may result in this MOU being voided.

III. TERM OF AGREEMENT

This Agreement shall be effective on June 1, 2020, and terminate, except as provided herein, on August 31, 2021, unless sooner terminated upon 30 days prior written notice by either party or when District's Cohort Leader(s) have fulfilled actions required by TEA, including completion of the facilitation and training of the District's personnel in the 11-month cohort, and fulfillment of the fee payment obligation to Region 7 ESC.

IV. FEES

For each 11-month cycle that starts any time during the Term of Agreement as above, pay a nonrefundable flat fee to the Region 7 ESC as an Authorized Provider (\$10,000 per Blended Cohort Leader; \$12,000 per Comprehensive Cohort Leader).

V. ADDITIONAL TERMS AND CONDITIONS.

1. Assignments. Neither Party may assign this Agreement without the prior written consent of the other.

2. Entire Agreement. This Agreement contains all the agreement between the Parties with respect to the matters contained herein and no prior agreement or understanding pertaining to any such matters shall be effective for any purpose.

3. Independent Contractor Status. Each party and its people are independent contractors in relation to the other party with respect to all matters arising under this Agreement. Nothing herein shall be deemed to establish a partnership, joint venture, association, or employment relationship between the parties.

4. Third Party Beneficiaries. Nothing in this Agreement creates, or will be deemed to create, third party beneficiaries of or under this Agreement.

5. Governing Law. This Agreement shall be governed, construed, and enforced according to the laws of the State of Texas, without giving effect to principles of conflicts of laws, and the Parties agree to resolve any dispute in the state and federal courts having jurisdiction.

6. Notices. Notices sent to either party shall be effective when delivered in person or transmitted by fax machine; one (1) day after being sent by overnight courier; or two (2) days after being sent by first class mail postage prepaid, to the address or fax number, as the case may be, set forth in this Agreement. A facsimile of this Agreement and notices generated in good form by a fax machine (as well as a photocopy thereof) shall be treated as "original" documents admissible into evidence unless a document's authenticity is genuinely placed in question.

7. **Counterparts.** This Agreement and any amendment or supplement to this Agreement may be executed in two or more counterparts, each of which will constitute an original but all of which will together constitute a single instrument. Transmission by facsimile of an executed counterpart signature page hereof by a party hereto shall constitute due execution and delivery of this Agreement by such party.

8. **Sovereign Immunity.** Nothing in this Agreement shall be deemed to waive the sovereign immunity of Region 7 ESC, of the staff and employees of Region 7 ESC, or of the District.

9. **Dispute Resolution.** The Executive Director of Region 7 ESC or his/her designee and the authorized agent of the District shall resolve disputes that develop under this Agreement.

10. **Amendments.** This Agreement may not be amended, modified or changed, nor shall any waiver of any provision hereof be effective, except by an instrument in writing and signed by each of the Parties

IN WITNESS WHEREOF, for adequate consideration and intending to be legally bound, the Parties hereto have caused this AGREEMENT to be executed by their duly authorized representatives.

The individuals signing below are authorized to do so by the respective Parties to this Agreement.

FOR AND ON BEHALF OF THE DISTRICT

FOR AND ON BEHALF OF REGION 7 ESC

By: _____
Superintendent Signature

By: *Elizabeth Akerethy*
Executive Director Signature

Date: _____

Date: May 4, 2020

District Contact Person:

Region 7 ESC Contact Person:
Rhonda McCallie

Title of Contact:

Title of Contact:
Coordinator

Contact Phone: _____
Contact Email: _____

Contact Phone: 903-988-6808
Contact Email: rmccallie@esc7.net

MINEOLA ISD



**An Educational Program for the
Gifted and Talented**

Kindergarten – 12th Grade

Approved Board of Trustees: May, 2020

TABLE OF CONTENTS

| | |
|---|-----------|
| PREFACE | 3 |
| DEFINITION OF GIFTED AND TALENTED STUDENTS | 3 |
| PHILOSOPHY/RATIONALE | 3 |
| PROGRAM OBJECTIVES | 3 |
| PROGRAM SERVICE DESIGN | 4 |
| STUDENT ASSESSMENT | 5 |
| COMMUNICATE THE PROCESS TO PARENTS AND COMMUNITY | 5 |
| REFERRAL PROCESS | 6 |
| ASSESSMENT | 6 |
| DISTRICT/CAMPUS PROCEDURES - EHBB | 7 |
| TRANSFER STUDENTS | 7 |
| FURLOUGHS | 7 |
| REASSESSMENT | 7 |
| EXITING STUDENTS FROM PROGRAM SERVICES | 8 |
| APPEAL PROCESS REGARDING SERVICES | 8 |
| CURRICULUM AND INSTRUCTION | 8 |
| ASSESSMENT OF STUDENT PROGRESS/PERFORMANCE | 9 |
| PROFESSIONAL LEARNING | 9 |
| REQUIREMENTS | 9 |
| PROFESSIONAL LEARNING DOCUMENTATION | 10 |
| PROFESSIONAL LEARNING EVALUATION | 10 |
| FAMILY AND COMMUNITY INVOLVEMENT | 10 |
| GIFTED/TALENTED ADVOCACY/PARENT ASSOCIATION GROUP | 11 |
| G/T PROGRAM EVALUATION | 11 |
| CERTIFICATION AND REPORTING | 11 |
| GLOSSARY | 12 |
| DISTRICT CONTACT INFORMATION | 14 |

Preface

Mineola ISD is committed to providing program and curricular options to meet the unique needs of the gifted/talented student. This document presents the official policies, processes, and

procedures for organizing, operating, and evaluating the gifted and talented services at Mineola ISD . The appendices contain the instruments and forms that may be used to implement and maintain the program components.

Definition of Gifted and Talented Students

“Gifted and talented student” means a child or youth who performs at or shows the potential for performing at a remarkably high level of accomplishment when compared to others of the same age, experience, or environment and who exhibits high performance capability in an intellectual, creative, or artistic area, possesses an unusual capacity for leadership, or excels in a specific academic field (TEC Subchapter D §29.121).

Philosophy/Rationale

The philosophy of Mineola ISD reflects an understanding of the uniqueness of individual gifted/talented students. Because the learning characteristics of gifted and talented students dictate learning experiences that differentiate from those provided for them in the regular school program, the district recognizes that special provisions must be made for these students in order to stimulate and maximize their achievement as well as provide for their social and emotional needs.

Mineola ISD recognizes that gifted and talented students are found in all cultures, socioeconomic groups, geographic locales, and environments. Mineola ISD will serve the needs of those students who perform at or show the potential for performing at a remarkably high level of accomplishment when compared to others of the same age, experience, or environment.

Program Objectives

The Mineola ISD will:

- comply with gifted/talented accountability standards and monitor the effectiveness of assessment and services for gifted/talented students.
- implement identification procedures and progress monitoring that allows students to demonstrate and develop their diverse talents and abilities.
- implement viable service options which provide a research-based learning continuum that is developed and consistently implemented throughout the district to meet the needs and reinforce the strengths and interests of gifted/talented students.
- meet the needs of gifted/talented students by modifying the depth, complexity, and pacing of the curriculum and instruction ordinarily provided by the school.
- ensure all personnel involved in the planning, creation, delivery and administration of services to gifted/talented students possess the knowledge required to develop and provide differentiated programs and services, and
- involve family and community members in services designed for gifted/talented students throughout the school year.

I. Program Service Design

Gifted and Talented services at Mineola ISD are designed for students who are identified as gifted and talented according to Mineola Independent School District's identification procedures. Program Service design will include one or more of the following options:

1. **Pull-out:** Part-time services in a classroom, other than the student's regular class, that take place on a regular schedule provided by a gifted/talented 30-hour foundational and 6-hour update trained teacher.
2. **Push-in:** A gifted/talented 30-hour foundational and 6-hour update trained teacher provides occasional services to a student while the student is in their regular classroom.
3. **Full-time Gifted Only:** The student receives the majority of their core subjects from teachers with gifted/talented 30-hour foundational and 6-hour update training with peers who are all identified as gifted/talented.
4. **Full-time Inclusion:** The student receives a majority of their core subjects from a specific teacher or teachers with gifted/talented 30-hour foundational and 6-hour update training, but the classes may include peers who are not identified as gifted /talented.
5. **Special Day School:** A special school which is administratively separate from regular schools and is organized to serve gifted/talented students with gifted/talented 30-hour foundational and 6-hour update trained teachers.

In accordance with the *Texas State Plan for the Education of Gifted/Talented Students*, the district is accountable for the following:

- Identified gifted/talented students are assured an array of learning opportunities that are commensurate with their abilities and that emphasize content in the four (4) foundation curricular areas. Services are available during the school day as well as the entire school year, and parents are informed of these options (19 TAC §89.3(3)).
- Information concerning special opportunities is available and disseminated to parents and community members.
- Services for gifted/talented students are comprehensive, structured, sequenced, and appropriately challenging, including options in the four (4) foundation curricular areas.
- Gifted/talented students are ensured opportunities to work together as a group, work with other students, and work independently during the school day as well as the entire school year as a direct result of gifted/talented service options (19 TAC §89.3(1)).
- Flexible grouping patterns and independent investigations are provided throughout the program design/services.
- Out-of-school options relevant to the students' areas of strength are provided by school districts whenever possible (19 TAC §89.3(3)).
- Local board policies are developed that are consistent with State Board of Education rules on credit by examinations (19 TAC §74.24) and early high school graduation opportunities (TEC §56.203).

- Acceleration and flexible pacing are employed, allowing students to learn at the pace and level appropriate for their abilities and skills, and are actively facilitated by district administrators, counselors, and teachers.
- Local board policies are developed that enable students to participate in dual/concurrent enrollment, distance learning opportunities, and accelerated summer programs if available.
- A person who has thirty (30) hours of professional learning in gifted/talented education and annual six (6) hour professional learning updates as required in 19 TAC §89.2(1) is assigned to coordinate district level services for gifted/talented students in grades K – 12.
- Develop and implement services to address the social and emotional needs of gifted/talented students and their impact on student learning.

II. Student Assessment

A. Communicate the Process to Parents and Community

Prior to the referral period, Mineola ISD will conduct an awareness session for families to provide an overview of the assessment procedures and services for gifted/talented students.

- To ensure equity, all family meetings and/or informational media will be offered in a language family can understand or a translator or interpreter will be provided to the extent possible.
- Input from family and community representatives on gifted/talented identification and assessment will be encouraged.
- In addition, information regarding the overview of assessment procedures and services for gifted/talented students will be outlined on the district's G/T website and/or an awareness video will be provided.
- All referral procedures and forms for assessment will be provided to families in a language that the families understand, or a translator or interpreter is provided to the extent possible.

B. Referral Process

The referral process occurs one (1) time per year. Students may be referred by teachers, counselors, parents, or other interested parties.

Referral forms are available at each campus office and must be returned to the campus office by the deadline indicated on the referral form. Support will be provided for completing documents on an as needed basis or as requested.

C. Assessment

1. Mineola ISD will provide assessment opportunities for gifted/talented identification once per school year. Data collected from multiple sources for each area of giftedness served by the district are included in the assessment process for gifted/talented services. This assessment process allows for student exceptionalities to the extent possible. Access to assessment and, if needed, gifted/talented services is available to all populations of the district. Students will be assessed in languages they understand or with nonverbal assessments.
2. Based on a review of information gathered during the assessment process, those students whose data reflect that the District's G/T service options would best meet their identified educational needs will be recommended by the selection committee for gifted/talented services.
3. At the kindergarten level, as many criteria as possible, and at least three are used to assess students who perform at or show potential of accomplishments relative to age peers.
4. In grades 1 - 12, qualitative and quantitative data are collected through three (3) or more measures and used to determine whether a student needs gifted/talented service.
5. Final determination of students' need for gifted/talented services will be made by a committee of at least three local district or campus educators who have received training in the nature and needs of gifted/talented students and who have met and reviewed the individual student data.
6. Once identified, students will be provided services based on their strengths and interests and provided opportunities to produce advanced level products, such as those provided by the Texas Performance Standards Project.
7. In addition, as commensurate with their abilities, students will be provided opportunities to accelerate in their areas of strength.

III. District/Campus Procedures – EHBB

Transfer Students

1. When a student identified as gifted by a previous school district transfers into the District, the committee will make its determination based on the sending district's assessment data, observation records of District teachers who instruct the student, and any additional data (including reassessment) deemed appropriate by the committee to determine if placement in the District's program for gifted and talented students is appropriate.
2. Intradistrict Transfer: The District shall not reassess intradistrict transfers.

3. When a student identified as gifted transfers to another district, Mineola ISD will provide the receiving district the student's assessment data.

Furloughs - EHBB

1. A furlough (the opportunity for students to have a leave of absence from gifted/talented program services) may be implemented for specified reasons for a certain period of time without being exited. These reasons may include, but are not limited to:
 - a. Unable to maintain satisfactory performance within the structure of the gifted/talented program
 - b. Education needs are not being met within the structure of the gifted/talented program Specific personal or life circumstances
 - c. A furlough may be initiated by the district, the parent, or the student.
 - d. A student may be furloughed for a specified period of time as deemed appropriate by the district. At the end of the furlough, the student may re-enter the gifted program, exit from the program, or be placed on another furlough.

Reassessment - EHBB

1. If it is determined that it is in the best interest of an identified student to be reassessed, the district will inform parents/guardians and the student of the committee's decision and a reassessment will be conducted.
2. If reassessment does occur, it will be no more than once at the elementary level, once at the junior high level, and once at the high school level.

Exiting Students from Program Services - EHBB

1. Student progress in the program shall be monitored. Exiting from gifted/talented services is based on multiple criteria including but not limited to:
 - a. student performance in response to services
 - b. parent and/or student request to be exited
2. Exiting of a student is finalized by committee decision after consultation with parents and students regarding the student's educational needs.

Appeal Process Regarding Services - EHBB

A parent, student or educator may appeal any placement decisions and present new data, if appropriate, within 10 days of the decision notification. Appeals shall be made first to the

committee. Any subsequent appeals shall be made in accordance with FNG(LOCAL) beginning at Level Two.

V. Curriculum and Instruction

Mineola ISD will meet the needs of gifted/talented students by modifying the depth, complexity, and pacing of the curriculum and instruction ordinarily provided by the district.

Mineola ISD will assure identified gifted/talented students are provided an array of learning opportunities that are commensurate with their abilities and that emphasize content in the four (4) foundation curricular areas. Mineola ISD will provide services during the school day as well as the entire school year. In addition, Mineola ISD will ensure opportunities for students to accelerate in areas of strength. Flexible pacing, cluster grouping and scheduling modifications, which include dual credit, or Texas Performance Standard Projects (TPSP) will be implemented as necessary to allow students to learn at the pace and level appropriate to their abilities and skills.

<https://www.texaspsp.org/highschool/course-credit>

Mineola ISD instructional staff, as appropriate, will adapt and/or modify the standard curriculum to meet the needs of gifted/talented students and those with special needs such as twice-exceptional, highly gifted, and English learners.

VI. Assessment of Student Progress/Performance

Mineola ISD will periodically assess student progress and/or performance using district developed standards associated with the areas identified and served and parents or guardians will be informed.

VII. Professional Learning

Opportunities for professional learning in the area of gifted/talented education are provided on a regular basis, and information on these opportunities is disseminated to professionals in Mineola ISD.

Requirements

1. School Board

Mineola ISD School Board members will be trained to ensure program accountability based on the *Texas State Plan for the Education of Gifted/Talented Students*.

2. **Administrators/Teachers with Supervisory Duties**

Mineola ISD teachers, as well as administrators who have supervisory duties for service decisions, will complete a minimum of six hours of professional development that includes the nature and needs of gifted/talented students and service options.

3. **District Personnel Assigned to Coordinate Gifted/Talented Program**

Mineola ISD staff members who have thirty (30) hours of professional learning in gifted/talented education and annual six (6) hour professional learning updates is assigned to coordinate district level services for gifted/talented students in grades K – 12.

4. **Counselors**

Mineola ISD counselors who work with gifted/talented students will complete a minimum of six hours of professional development that includes the nature and needs of gifted talented students, service options, and social-emotional learning.

5. **Teachers**

Mineola ISD teachers who provide instruction and services that are part of the Mineola Independent School Districts G/T services will complete a minimum of 30 hours of professional learning related to identification and assessment, nature and needs, and curriculum for gifted and talented students. Teachers without the required training who are assigned to Provide instruction and services that are a part of the districts gifted/talented services are required to complete the thirty (30) hour training within one semester.

Teachers who provide instruction and services that are a part of the district's defined/gifted talented services receive a minimum of six (6) hours annually of professional development in gifted/talented education that is related to state teacher gifted/talented education standards.

Professional Learning Documentation

Evidenced-based documentation of G/T professional learning will be in accordance with the Mineola ISD Board Policy [DMA \(LEGAL\)](#).

Professional Learning Evaluation

Mineola Independent School District's evaluation of G/T professional learning will be ongoing and related to state teacher [gifted/talented education standards](#). The information gathered from the evaluation will be used in making decisions related to future G/T staff development

opportunities. A written plan for professional learning in the area of gifted/talented education that is based on identification needs is implemented and updated annually.

VIII. Family and Community Involvement

Mineola Independent School District will annually provide to parents/guardians policies related to gifted/talented student identification.

Mineola ISD will annually seek input from family and community representatives on gifted/talented identification and assessment procedures.

Mineola ISD will ensure information is shared or meetings will be held annually to request parent and community recommendations regarding students who may need gifted/talented services.

Mineola ISD will provide an orientation and periodic updates for parents of students who are identified as gifted/talented and provided gifted/talented services.

Gifted/Talented Advocacy/Parent Association Group

Mineola Independent School District, to the extent possible, will provide parents and community members an opportunity to participate in a parent and/or advocacy group. In addition, orientation and periodic updates will be provided for parents of identified G/T students.

Products and Achievements of Students Shared with Community

Throughout the school year, Mineola Independent School District will showcase products and achievements of gifted learners via a variety of methods.

IX. G/T Program Evaluation

Mineola Independent School District will annually evaluate the effectiveness of gifted/talented services and share the information with the board of trustees and parents of identified G/T students. This information will be used to modify and update district and campus improvement plans. Parents will be included in the evaluation process.

X. Certification and Reporting

Mineola Independent School District shall annually certify to the commissioner that Mineola Independent School District has established a program for gifted and talented students as required by Texas Education Code Chapter 29. Subchapter D and that the program is consistent with the state plan developed under Section 29.123. If the commissioner determines Mineola Independent School District has failed to comply with Subsection (a) for a school year, the commissioner shall reduce the total amount of funding to which the district is entitled under Chapter 48 for that school year by an amount equal to the basic allotment multiplied by the product of 0.12 and an amount equal to five percent of the students in average daily attendance in the district. The commissioner may restore to Mineola Independent School District all or part of the funding withheld from the district’s entitlement under Subsection if during the school year the district complies with Subsection (a). At the same time that a school district makes the certification required under Subsection (a), the district shall report to the commissioner regarding the use of funds on the district’s program for gifted and talented students as provided by State Board of Education rule.

XII. Glossary

| Term | Definition |
|--------------------------------------|---|
| Acceleration | <p>Acceleration is an academic intervention that matches the level, complexity, and pace of the curriculum with the readiness and motivation of the student. It involves mastering knowledge and skills at a rate faster or at an age earlier than the norm.</p> <p>From <i>A Nation Deceived</i>—Colangelo, N., Assouline, S., & Gross, M. U. M. (2004). <i>A nation deceived: How schools hold back America's brightest students</i> (Vol. 1). Iowa City: University of Iowa, Connie Belin & Jacqueline N. Blank International Center for Gifted Education and Talent Development</p> |
| Area of Giftedness | the specific set of abilities in which a student performs or shows potential to perform at a remarkably high level of accomplishment |
| Array of Learning Experiences | a menu of challenging activities or opportunities that fit the unique interests and abilities of advanced-level students |
| Artistically Gifted | possessing outstanding ability in the visual and/or performing arts |

| | |
|--|--|
| Complexity | extension of content in, between, and across disciplines through the study of themes, problems, and issues; seeing relationships between and among ideas in/within the topic, discipline, and disciplines; examining relationships in, between, and across disciplines over time and from multiple points of view |
| Concurrent Enrollment | the practice of enrolling in a college or university to earn college or university credit while in high school |
| Continuum of Learning Experiences | articulated intellectual, artistic, creative, and/or leadership activities and opportunities that build upon one another each year a student is in school |
| Creatively Gifted | possessing outstanding imagination, thinking ability, innovative or creative reasoning ability, ability in problem solving, and/or high attainment in original or creative thinking |
| Credit by Exam (CBE) | method in which a student may receive credit for a subject/course or accelerate through a grade by taking one or more exams |
| Depth | exploration of content within a discipline to include analyzing from the concrete to the abstract, the familiar to the unfamiliar, the known to the unknown; exploring the discipline by going beyond facts and concepts into generalizations, principles, theories, laws; investigating the layers of experience within a discipline through details, patterns, trends, unanswered questions, and/or ethical considerations |
| Differentiation | modification of curriculum and instruction according to content, pacing, process, and/or product to meet unique student needs in the classroom |
| Diversity | the presence of difference between individuals and among groups including but not limited to age, socioeconomics, education, race and ethnicity, gender, sexual orientation, culture, and religious beliefs |
| Dual Credit | an opportunity for a student to earn high school credit for successful completion of a college course |
| Flexible Pacing | Flexible pacing is defined as placing students at an appropriate instructional level and allowing them to move forward in the curriculum as they master content and skills. Flexible pacing is achieved by such methods as continuous progress, compacted course, advanced level courses, grade skipping, early entrance, concurrent or dual enrollment, and credit by examination. |
| Foundation Curricular Areas | English language arts/reading, mathematics, science, and social studies |
| Furlough | a leave of absence from program services |

| | |
|---|--|
| Gifted in Leadership | possessing the natural ability to influence others; possessing skills in interpersonal relationships demonstrated, for example, by outstanding ability in such activities as student government |
| Gifted in Specific Academic Fields | possessing superior ability or potential in a specific course of study such as English language arts/reading, mathematics, science, or social studies |
| Gifted/Talented Services | services and activities not ordinarily provided by the school that are specifically designed to fully develop the capabilities of students who give evidence of high achievement or capability in areas such as intellectual, creative, artistic, or leadership capacity |
| Independent Study | self-directed learning strategy where the teacher acts as guide or facilitator, and the student plays a more active role in designing and managing his or her own learning |
| Intellectually Gifted | possessing superior intelligence, with potential or demonstrated accomplishments in several fields of study; ability to perform complex mental tasks |
| Mentor | an individual who shares his or her expertise with a student of similar career or field-of-study aspirations |
| Qualitative Measures | performance indicators that cannot be recorded numerically and that include observations, anecdotal records, checklists, interviews, student products, performances, etc. |
| Quantitative Measures | performance indicators that can be expressed in terms of definite numbers or amounts such as scores on achievement tests |
| Texas Performance Standards Project (TPSP) | statewide standards and assessment system which includes instructional materials designed to provide assistance as districts achieve the state goal for gifted/talented students (complete information at http://www.texaspsp.org/) |
| Twice-Exceptional | A "twice-exceptional learner" is a child or youth who performs at—or shows the potential for performing at—a remarkably high level of accomplishment when compared to others of the same age, experience, or environment and who: <ol style="list-style-type: none"> 1. exhibits high performance capability in an intellectual, creative, or artistic area; 2. possesses an unusual capacity for leadership; or 3. excels in a specific academic field (TEC 29.121) and who also gives evidence of one or more disabilities as defined by federal or state eligibility criteria. |

XIII. District Contact Information 903-569-3277