

MINEOLA INDEPENDENT SCHOOL DISTRICT

AGENDA

REGULAR SESSION - MONDAY, DECEMBER 18, 2017 - 6:00 PM

**MINEOLA ISD ADMINISTRATION BUILDING
1695 W LOOP 564
MINEOLA, TX 75773**

- A. **Call to Order** 4
Roll Call, Establishment of Quorum
- B. **Executive Session**
held for the purposes authorized by the Texas Open Meetings Act, Texas Government Code Section 551.071 et seq. concerning any and all purposes permitted by the Act including:
1. Consultation with school attorney for legal advice concerning personnel matters. (Tex.Gov't. Code §551.071).
2. Discuss personnel or to hear complaints against personnel. (Tex. Gov't Code §551.074).
3. Discussion of purchase exchange or lease of real property. (Tex. Gov't Code §551.072).
4. Discussion of Board and Superintendent Goals - AE(LEGAL), BJCD(LOCAL).
5. Discussion concerning personnel resignations, probationary contract terminations, proposed contract terminations, proposed contract modification, proposed nonrenewal of all district employees, terminations, and retirement. (Tex. Gov't. Code §551.074).
- C. **Reconvene from Executive Session**
- D. **Invocation, Pledges and Introductions 7:00 p.m.** 5
- E. **Student Graduation**
- F. **Recognition - Celebration** 6
- G. **Consider Action on Items Discussed in Executive Session**
- H. **Information Items**
1. 2016-2017 Independent Audit Report by Arnold, Walker, Arnold, & Co., P.C. 7

2.	Financial reports for November	9
3.	Tax collection report	53
4.	Enrollment - Attendance Report	54
5.	Performance-Based Monitoring Analysis System (PBMAS)	56
6.	2016-17 Texas Academic Performance Report (TAPR)	62
	a. Public Comments Regarding TAPR	
7.	School Board Training	88
	Annually, at the last regular meeting of the Board of Trustees held during a calendar year, the current local board president shall announce the name of each board member who has completed the required continuing education as of the date of the meeting. The announcement shall state that completing the annual required continuing education is a basic obligation and expectation of any existing board member under State Board of Education rule.	
I.	Public Forum (Public Comments)	89
J.	Action Items	
	1. Consent Agenda	
	a. Minutes of meetings held by the Mineola ISD Board of Trustees	90
	2. New and Unfinished Action Items	
	a. Consider Approval of 2016-2017 Independent School Audit by Arnold, Walker, Arnold, & Co., P.C.	
	b. Consider Acceptance of High Bids Received on Resale Properties	
	(1) Cause No. T-841	
	(2) Cause No. T-3689	
K.	Superintendent Reports	
	1. 2018-2019 School Calendar	
	2. Facilities and Property Discussion	
L.	Upcoming District Events and Announcements	
M.	Adjournment	

Call to Order

Roll Call (Establishment of Quorum)

Dr. John Abbott

Mr. Regan Brandon

Mr. Carlist Brinkley

Dr. Kyle Gully

Mrs. Holly Mischnick

Mr. Kellam Newell

Mrs. Jill Quiambao

Invocation and Pledges

Invocation

Pledge of Allegiance to the United States flag and the Texas State flag

United States of America

"I pledge allegiance to the Flag of the United States of America, and to the Republic for which it stands, one Nation under God, indivisible, with Liberty and Justice for all."

Texas State Flag

"Honor the Texas flag; I pledge allegiance to thee, Texas, one state under God, one and indivisible."

Agenda Item F - Recognition

On November 7th, our high school band competed in the State Marching Band Competition in San Antonio and marched away with the gold medal for the first time in Mineola I.S.D. history!

We want to recognize the efforts of the band directors and their countless hours of hard work and dedication that make the Sound of the Swarm great.

**Band Director
Chris Brannan**



Assistant Directors



Jim Best

Jennifer Turner

Dago Gonzalez



November 8, 2017

**Board of Trustees
Mineola Independent School District
Mineola, Texas**

We have audited the financial statements of the governmental activities, the business-type activities, each major fund, and the aggregate remaining fund information of Mineola Independent School District for the year ended August 31, 2017. Professional standards require that we provide you with information about our responsibilities under generally accepted auditing standards (and, if applicable, *Government Auditing Standards* and the Uniform Guidance), as well as certain information related to the planned scope and timing of our audit. We have communicated such information in our letter to you dated November 3, 2017. Professional standards also require that we communicate to you the following information related to our audit.

Significant Audit Findings

Qualitative Aspects of Accounting Practices

Management is responsible for the selection and use of appropriate accounting policies. The significant accounting policies used by the District are described in Note 1 to the financial statements. No new accounting policies were adopted and the application of existing policies was not changed during 2017. We noted no transactions entered into by the governmental unit during the year for which there is a lack of authoritative guidance or consensus. All significant transactions have been recognized in the financial statements in the proper period.

Accounting estimates are an integral part of the financial statements prepared by management and are based on management's knowledge and experience about past and current events and assumptions about future events. Certain accounting estimates are particularly sensitive because of their significance to the financial statements and because of the possibility that future events affecting them may differ significantly from those expected. The most sensitive estimates affecting the District's financial statements were the allowance for uncollectible taxes, the depreciable lives of fixed assets, and the net pension liability and the related deferred inflows and outflows.

Management's estimate of the allowance for uncollectible taxes is based on historical collection rates. Management's estimates of the depreciable lives of assets is based upon a range of lives generally used by governmental entities. The net pension liability and the related deferred inflows and outflows are based on actuarially determined information and information audited by the State Auditor's Office. These parties are qualified to perform these functions. We evaluated the key factors and assumptions used to develop the above estimates in determining that they are reasonable in relation to the financial statements taken as a whole.

The financial statement disclosures are neutral, consistent, and clear.

Difficulties Encountered in Performing the Audit

We encountered no significant difficulties in dealing with management in performing and completing our audit.

Corrected and Uncorrected Misstatements

Professional standards require us to accumulate all known and likely misstatements identified during the audit, other than those that are clearly trivial, and communicate them to the appropriate level of management. Management has corrected all such misstatements. In addition, none of the misstatements detected as a result of audit procedures and corrected by management were material, either individually or in the aggregate, to each opinion unit's financial statements taken as a whole.

Disagreements with Management

For purposes of this letter, a disagreement with management is a financial accounting, reporting, or auditing matter, whether or not resolved to our satisfaction, that could be significant to the financial statements or the auditor's report. We are pleased to report that no such disagreements arose during the course of our audit.

Management Representations

We have requested certain representations from management that are included in the management representation letter dated November 8, 2017.

Management Consultations with Other Independent Accountants

In some cases, management may decide to consult with other accountants about auditing and accounting matters, similar to obtaining a "second opinion" on certain situations. If a consultation involves application of an accounting principle to the governmental unit's financial statements or a determination of the type of auditor's opinion that may be expressed on those statements, our professional standards require the consulting accountant to check with us to determine that the consultant has all the relevant facts. To our knowledge, there were no such consultations with other accountants.

Other Audit Findings or Issues

We generally discuss a variety of matters, including the application of accounting principles and auditing standards, with management each year prior to retention as the governmental unit's auditors. However, these discussions occurred in the normal course of our professional relationship and our responses were not a condition to our retention.

Other Matters

We applied certain limited procedures to (RSI), which is required supplementary information that supplements the basic financial statements. Our procedures consisted of inquiries of management regarding the methods of preparing the information and comparing the information for consistency with management's responses to our inquiries, the basic financial statements, and other knowledge we obtained during our audit of the basic financial statements. We did not audit the RSI and do not express an opinion or provide any assurance on the RSI.

We were engaged to report on supplementary information, which accompany the financial statements but are not RSI. With respect to this supplementary information, we made certain inquiries of management and evaluated the form, content, and methods of preparing the information to determine that the information complies with accounting principles generally accepted in the United States of America, the method of preparing it has not changed from the prior period, and the information is appropriate and complete in relation to our audit of the financial statements. We compared and reconciled the supplementary information to the underlying accounting records used to prepare the financial statements or to the financial statements themselves.

Restriction on Use

This information is intended solely for the use of the Board of Trustees and management of the District and is not intended to be, and should not be, used by anyone other than these specified parties.

Very truly yours,

Arnold, Walker, Arnold & Co., P.C.

Arnold, Walker, Arnold & Co., P.C.

	A	B	C	D	E	F	G	H	I				
1	MINEOLA INDEPENDENT SCHOOL DISTRICT												
2													
3													
4										2017-2018 BUDGET			
5										AS OF 11/30/17			
6													
7	GENERAL FUND												
8	FUND 199					BUDGETED	EXPENDED	ENCUMBERED/ ACCRUED	BALANCE				
9													
10						<i>00-NO FUNCTION</i>							
11													
12	TRANSFER OUT					0.00	0.00	0.00	0.00				
13													
14						<i>11-INSTRUCTION</i>							
15													
16	PAYROLL					7,289,993.00	1,242,255.38	0.00	6,047,737.62				
17	TOTAL					7,289,993.00	1,242,255.38	0.00	6,047,737.62				
18													
19	FINGERPRINTING-HS					0.00	0.00	0.00	0.00				
20	FINGERPRINTING-MS					0.00	0.00	0.00	0.00				
21	FINGERPRINTING-PS					0.00	0.00	0.00	0.00				
22	FINGERPRINTING-ES					0.00	0.00	0.00	0.00				
23	CONT SERV-CIS-HS					0.00	0.00	0.00	0.00				
24	STUDENT TUTION-HS					35,700.00	10,312.50	0.00	25,387.50				
25	STUDENT TUTION-HS-C/T					0.00	763.00	0.00	(763.00)				
26	COMPUTER AND COPIER REPAIR/MAINT-HS					5,500.00	0.00	0.00	5,500.00				
27	COMPUTER AND COPIER REPAIR/MAINT-MS					5,500.00	0.00	0.00	5,500.00				
28	COMPUTER AND COPIER REPAIR/MAINT-PS					5,500.00	0.00	0.00	5,500.00				
29	COMPUTER AND COPIER REPAIR/MAINT-ES					5,500.00	0.00	0.00	5,500.00				
30	GENERAL REPAIR-HS					4,500.00	0.00	0.00	4,500.00				
31	CONTRACTED SERVICE-DRAMA					0.00	0.00	0.00	0.00				
32	BAND INSTRUMENT REPAIR-HS					7,500.00	467.50	382.00	6,650.50				
33	BAND INSTRUMENT REPAIR-MS					3,500.00	361.50	279.50	2,859.00				
34	REPAIR-HS-SCIENCE					0.00	0.00	0.00	0.00				
35	REPAIR-MS-SCIENCE					0.00	0.00	0.00	0.00				
36	PHOTOGRAPHY REPAIR/MAINT-HS					0.00	0.00	0.00	0.00				
37	REPAIR-CAREER & TECH-HS					0.00	0.00	0.00	0.00				
38	VO AG-MAINT-HS					1,000.00	0.00	935.00	65.00				
39	HOMEMAKING MAINT-HS					750.00	60.00	0.00	690.00				
40	AUTO MECH MAINT-HS					1,000.00	786.63	0.00	213.37				
41	LEASE/RENTAL-VOC AG					0.00	0.00	0.00	0.00				
42	LEASE/RENTAL-AUTO MECHANICS					0.00	0.00	0.00	0.00				
43	REPAIR-MS-SP ED					0.00	0.00	0.00	0.00				
44	RENTAL DRIVER'S ED-HS					0.00	0.00	0.00	0.00				
45	CONT-SERV-COMPUTERS-HS					17,119.00	4,452.50	0.00	12,666.50				
46	CONT SERV-COMPUTERS-HS C/T					0.00	0.00	0.00	0.00				
47	CONT SERV-COMPUTERS-HS ALLOTMENT					36,520.00	0.00	0.00	36,520.00				
48	CONT-SERV-COMPUTERS-HS-ESL					0.00	0.00	0.00	0.00				
49	CONT SERV-COMPUTERS-MS					24,902.00	1,800.00	0.00	23,102.00				
50	CONT SERV-COMPUTERS-MS-ST COMP					0.00	0.00	0.00	0.00				

	A	B	C	D	E	F	G	H	I
51	CONT SERV-COMPUTERS-MS-ESL					0.00	0.00	0.00	0.00
52	CONT SERV-COMPUTERS-PS					23,182.00	0.00	0.00	23,182.00
53	CONT SERV-COMPUTERS-PS ESL					0.00	0.00	0.00	0.00
54	CONT SERV-COMPUTERS-PS-ST COMP					0.00	0.00	0.00	0.00
55	CONT SERV-COMPUTERS- ES					21,582.00	0.00	0.00	21,582.00
56	CONT SERV-COMPUTERS-ES-ESL					0.00	0.00	0.00	0.00
57	CONT SERV-COMPUTERS-ES-ST COMP					0.00	0.00	0.00	0.00
58	CONT SERV-TECHNOLOGY-HS					2,500.00	0.00	0.00	2,500.00
59	CONT SERV-TECHNOLOGY-MS					2,500.00	0.00	0.00	2,500.00
60	CONT SERV-TECHNOLOGY-PS					2,500.00	0.00	0.00	2,500.00
61	CONT SERV-TECHNOLOGY-ES					2,500.00	0.00	0.00	2,500.00
62	TOTAL					209,255.00	19,003.63	1,596.50	188,654.87
63									
64	INST SUPPLIES-HS					14,000.00	59.76	40.00	13,900.24
65	INST SUPPLIES-HS-C/T					1,600.00	1,343.14	256.85	0.01
66	INST SUPPLIES-HS-ESL					300.00	0.00	0.00	300.00
67	INST SUPPLIES-HS-ST COMP					1,500.00	0.00	62.99	1,437.01
68	INST SUPPLIES-HS-ENTENDED DAY					0.00	0.00	0.00	0.00
69	INST SUPPLIES-HS ALLOTMENT					2,000.00	0.00	0.00	2,000.00
70	INST SUPPLIES-MS					12,500.00	0.00	570.24	11,929.76
71	INST SUPPLIES-MS-G/T					1,600.00	0.00	0.00	1,600.00
72	INST SUPPLIES-MS-ESL					300.00	132.92	0.00	167.08
73	INST SUPPLIES-MS-ST COMP					1,500.00	0.00	0.00	1,500.00
74	INST SUPPLIES-MS-EXTENDED DAY					500.00	0.00	0.00	500.00
75	INST SUPPLIES-PS					18,000.00	2,351.10	1,016.07	14,632.83
76	INST SUPPLIES-PS-G/T					1,000.00	0.00	0.00	1,000.00
77	INST SUPPLIES-PS-ESL					500.00	220.00	0.00	280.00
78	INST SUPPLIES-PS-ST COMP					0.00	0.00	0.00	0.00
79	INST SUPPLIES-PS-AFTER SCHOOL					0.00	0.00	0.00	0.00
80	INST SUPPLIES-ES					15,000.00	693.64	95.00	14,211.36
81	INST SUPPLIES-ES-G/T					400.00	0.00	128.00	272.00
82	INST SUPPLIES-ES-ESL					300.00	0.00	0.00	300.00
83	INST SUPPLIES-ES-ST COMP					2,000.00	670.08	255.15	1,074.77
84	INST SUPPLIES-ES-AFTER SCHOOL					500.00	0.00	0.00	500.00
85	INST SUPPLIES-ESL-DISTRICT					0.00	0.00	1,000.00	(1,000.00)
86	SUPPLIES-DISTRICT					0.00	0.00	0.00	0.00
87	GENERAL SUPPLIES-HS					10,000.00	1,312.13	569.84	8,118.03
88	GENERAL SUPPLIES-MS					5,000.00	1,129.22	180.00	3,690.78
89	GENERAL SUPPLIES-PS					5,000.00	0.00	0.00	5,000.00
90	GENERAL SUPPLIES-ES					5,000.00	114.22	0.00	4,885.78
91	ENGLISH-HS					1,300.00	151.16	0.00	1,148.84
92	ENGLISH-MS					3,950.00	2,489.75	0.00	1,460.25
93	SPEECH-HS					0.00	0.00	0.00	0.00
94	SPEECH-MS					0.00	0.00	0.00	0.00
95	JOURNALISM-HS					1,100.00	0.00	0.00	1,100.00
96	JOURNALISM-MS					0.00	0.00	0.00	0.00
97	DRAMA-HS					3,100.00	1,113.26	0.00	1,986.74
98	DRAMA-MS					350.00	156.60	143.10	50.30
99	READING-MS					250.00	0.00	0.00	250.00

	A	B	C	D	E	F	G	H	I
100	SPANISH-HS					200.00	200.00	0.00	0.00
101	BAND-HS					10,100.00	6,563.45	164.89	3,371.66
102	CHOIR-HS					800.00	195.95	0.00	604.05
103	BAND-MS					5,200.00	3,134.87	368.75	1,696.38
104	CHOIR-MS					600.00	0.00	0.00	600.00
105	HISTORY-HS					1,150.00	804.80	0.00	345.20
106	HISTORY-MS					800.00	33.99	0.00	766.01
107	MATH-HS					2,000.00	0.00	0.00	2,000.00
108	MATH-MS					3,050.00	387.35	0.00	2,662.65
109	ART-HS					1,600.00	0.00	0.00	1,600.00
110	ART-MS					1,550.00	153.67	0.00	1,396.33
111	ART-PS					0.00	0.00	0.00	0.00
112	ART-ES					0.00	0.00	0.00	0.00
113	SCIENCE-HS					7,400.00	4,520.60	1,790.38	1,089.02
114	SCIENCE-MS					2,300.00	379.35	0.00	1,920.65
115	SCIENCE-ES					2,250.00	76.50	0.00	2,173.50
116	MUSIC-PS					500.00	0.00	0.00	500.00
117	MUSIC-ES					500.00	139.95	269.95	90.10
118	PE-HS					1,100.00	630.15	0.00	469.85
119	PE-MS					850.00	0.00	0.00	850.00
120	PE-PS					900.00	0.00	0.00	900.00
121	PE-ES					1,600.00	0.00	0.00	1,600.00
122	BLENDED LEARNING-MS					0.00	0.00	0.00	0.00
123	BUSINESS DEPT-HS					1,100.00	0.00	0.00	1,100.00
124	KEYBOARDING-MS					725.00	0.00	0.00	725.00
125	HEALTH-HS					0.00	0.00	0.00	0.00
126	SIXTH GRADE-MS					0.00	0.00	0.00	0.00
127	KINDERGARTEN-PS					4,200.00	561.23	200.00	3,438.77
128	FIRST GRADE-PS					4,200.00	1,447.22	273.51	2,479.27
129	SECOND GRADE-PS					4,200.00	290.81	75.00	3,834.19
130	PRE-K/HEAD START-PS					1,800.00	116.89	0.00	1,683.11
131	THIRD GRADE-ES					3,600.00	0.00	0.00	3,600.00
132	FOURTH GRADE-ES					3,600.00	30.00	165.00	3,405.00
133	FIFTH GRADE-ES					3,600.00	1,147.42	88.32	2,364.26
134	COMPUTER LAB-MS					725.00	0.00	0.00	725.00
135	COMPUTER LAB-PS					900.00	89.26	270.00	540.74
136	COMPUTER LAB-ES					600.00	0.00	0.00	600.00
137	CAREER & TECH-HS					0.00	0.00	0.00	0.00
138	VO AGRICULTURE-HS					9,100.00	3,685.32	1,750.00	3,664.68
139	HOMEMAKING-HS					3,100.00	0.00	0.00	3,100.00
140	AUTO MECH-HS					7,925.00	404.68	0.00	7,520.32
141	FLORAL DESIGN-HS					1,100.00	601.65	0.00	498.35
142	SPEECH THERAPY-PS					0.00	0.00	0.00	0.00
143	SPEECH THERAPY-ES					0.00	0.00	0.00	0.00
144	CONTENT MASTERY-HS					0.00	0.00	0.00	0.00
145	SPECIAL ED-HS					1,200.00	0.00	0.00	1,200.00
146	SPECIAL ED-MS					2,000.00	175.68	0.00	1,824.32
147	SPECIAL ED-PS					850.00	60.93	134.54	654.53
148	SPECIAL ED-ES					2,700.00	0.00	0.00	2,700.00
149	SUPPLIES-HS-SCIENCE-RENOVATIONS					0.00	0.00	0.00	0.00
150	SUPPLIES-TECHNOLOGY-HS**					10,000.00	2,910.99	0.00	7,089.01

	A	B	C	D	E	F	G	H	I
151	SUPPLIES-TECHNOLOGY-HS C/T					0.00	0.00	0.00	0.00
152	SUPPLIES-TECHNOLOGY-MS**					9,000.00	2,910.99	0.00	6,089.01
153	SUPPLIES-TECHNOLOGY-PS**					10,000.00	2,910.99	0.00	7,089.01
154	SUPPLIES-TECHNOLOGY-ES**					9,000.00	2,911.00	0.00	6,089.00
155	TOTAL					248,225.00	49,412.67	9,867.58	188,944.75
156									
157	GENERAL TRAVEL-HS					2,500.00	0.00	0.00	2,500.00
158	TRAVEL-BUSINESS-HS					1,000.00	0.00	0.00	1,000.00
159	TRAVEL-DRAFTING-HS					0.00	0.00	0.00	0.00
160	TRAVEL-VO AG-HS					5,000.00	66.61	0.00	4,933.39
161	TRAVEL-HOMEMAKING-HS					2,400.00	112.86	0.00	2,287.14
162	TRAVEL-AUTO MECH-HS					0.00	0.00	0.00	0.00
163	TRAVEL-DE-HS					1,000.00	20.00	0.00	980.00
164	TRAVEL-SP ED-NON EMPLOYEE					0.00	0.00	0.00	0.00
165	FEE/DUES-ES					0.00	0.00	0.00	0.00
166	GRADUATION EXPENSE					2,500.00	0.00	0.00	2,500.00
167	TOTAL					14,400.00	199.47	0.00	14,200.53
168									
169	VECHILE-VO AG					0.00	0.00	0.00	0.00
170	EQUIP/FURN>5,000-VO AG					0.00	0.00	0.00	0.00
171	FURN/EQUIP-HS					10,000.00	3,619.98	0.00	6,380.02
172	FURN/EQUIP-C/T					0.00	0.00	0.00	0.00
173	FURN/EQUIP-HS ALLOTMENT					5,000.00	0.00	0.00	5,000.00
174	FURN/EQUIP-MS					8,000.00	965.91	0.00	7,034.09
175	FURN/EQUIP-MS-ST COMP					0.00	0.00	0.00	0.00
176	FURN/EQUIP-PS					10,000.00	0.00	284.00	9,716.00
177	FURN/EQUIP-ES					10,000.00	0.00	0.00	10,000.00
178	FURN/EQUIP-DISTRICT WIDE					0.00	0.00	0.00	0.00
179	FURN/EQUIP-HS-ENGLISH					0.00	0.00	0.00	0.00
180	FURN/EQUIP-DRAMA					0.00	0.00	0.00	0.00
181	FURN/EQUIP-MS-ENGLISH					0.00	0.00	0.00	0.00
182	FURN/EQUIP-SPANISH					0.00	0.00	0.00	0.00
183	BAND INSTRUMENTS-HS					0.00	0.00	0.00	0.00
184	FURN/EQUIP-HS CHOIR					0.00	0.00	0.00	0.00
185	BAND INSTRUMENTS-MS					0.00	0.00	0.00	0.00
186	FURN/EQUIP-HS ART					0.00	0.00	0.00	0.00
187	FURN/EQUIP-MS-ART					0.00	0.00	0.00	0.00
188	FURN/EQUIP-HS-MATH					0.00	0.00	0.00	0.00
189	FURN/EQUIP-MS-MATH					0.00	0.00	0.00	0.00
190	FURN/EQUIP-HS-SCIENCE					0.00	0.00	0.00	0.00
191	FURN/EQUIP-MS-SCIENCE					0.00	0.00	0.00	0.00
192	FURN/EQUIP-PS-MUSIC					0.00	0.00	0.00	0.00
193	FURN/EQUIP-ES-MUSIC					0.00	0.00	0.00	0.00
194	FUNR/EQUIP-HS-PE					0.00	0.00	0.00	0.00
195	FURN/EQUIP-PS-PE					0.00	0.00	0.00	0.00
196	FURN/EQUIP-ES-PE					0.00	0.00	0.00	0.00
197	FURN/EQUIP-KEYBOARDING-MS					0.00	0.00	0.00	0.00
198	FURN/EQUIP-PS-PRE-K					0.00	0.00	0.00	0.00
199	FURN/EQUIP-PS-KINDERGARTEN					0.00	0.00	0.00	0.00
200	FURN/EQUIP-PS-FIRST GRADE					0.00	0.00	0.00	0.00
201	FURN/EQUIP-PS-SECOND GRADE					0.00	0.00	0.00	0.00

	A	B	C	D	E	F	G	H	I
202	FURN/EQUIP-HEAD START					0.00	0.00	0.00	0.00
203	FURN/EQUIP-ES-THIRD GRADE					0.00	0.00	0.00	0.00
204	FURN/EQUIP-ES-FOURTH GRADE					0.00	0.00	0.00	0.00
205	FURN/EQUIP-ES-FIFTH GRADE					0.00	0.00	0.00	0.00
206	FURN/EQUIP-HS-CAREER/TECH					0.00	0.00	0.00	0.00
207	FURN/EQUIP-VO AG					0.00	0.00	0.00	0.00
208	FURN/EQUIP-DE					0.00	0.00	0.00	0.00
209	FURN-EQUIP-HS-AUTO MECH					1,175.00	1,175.00	0.00	0.00
210	FURN/EQUIP-PS-SPEECH					0.00	0.00	0.00	0.00
211	FURN/EQUIP-HS-SP ED					0.00	0.00	0.00	0.00
212	FURN/EQUIP-MS-SP ED					0.00	0.00	0.00	0.00
213	FURN/EQUIP-PS-SP ED					0.00	0.00	0.00	0.00
214	FURN/EQUIP-ES-SP ED					0.00	0.00	0.00	0.00
215	FURN/EQUIP-HS-SCIENCE-RENOVATIONS					0.00	0.00	0.00	0.00
216	FURN/EQUIP-HS TECHNOLOGY**					12,000.00	0.00	0.00	12,000.00
217	FURN/EQUIP-HS-C/T					0.00	0.00	0.00	0.00
218	FURN/EQUIP-HS-ST COMP					0.00	0.00	0.00	0.00
219	FURN/EQUIP-MS TECHNOLOGY**					12,000.00	9,440.98	0.00	2,559.02
220	FURN/EQUIP-PS TECHNOLOGY**					2,500.00	0.00	0.00	2,500.00
221	FURN/EQUIP-ES TECHNOLOGY**					2,500.00	0.00	0.00	2,500.00
222	FURN/EQUIP-ES-ST COMP					0.00	0.00	0.00	0.00
223	TOTAL					73,175.00	15,201.87	284.00	57,689.13
224									
225	TOTAL INSTRUCTION					7,835,048.00	1,326,073.02	11,748.08	6,497,226.90
226									
227									
228									
229	SALARY					169,291.00	29,316.81	0.00	139,974.19
230	TOTAL					169,291.00	29,316.81	0.00	139,974.19
231									
232	CONTRACTED SERVICES-HS					2,200.00	101.56	0.00	2,098.44
233	CONTRACTED SERVICES-MS					1,000.00	101.56	0.00	898.44
234	CONTRACTED SERVICES-PS					1,000.00	101.56	0.00	898.44
235	CONTRACTED SERVICES-ES					1,000.00	101.57	0.00	898.43
236	TOTAL					5,200.00	406.25	0.00	4,793.75
237									
238	MAGAZINES/BOOKS-HS					7,000.00	0.00	0.00	7,000.00
239	MAGAZINES/BOOKS-MS					5,500.00	1,019.10	52.10	4,428.80
240	MAGAZINES/BOOKS-PS					11,500.00	0.00	0.00	11,500.00
241	MAGAZINES/BOOKS-ES					11,200.00	5,000.00	0.00	6,200.00
242	AUDIO VISUAL & OTHER INST SUPPLY-HS					500.00	0.00	0.00	500.00
243	AUDIO VISUAL & OTHER INST SUPPLY-MS					2,500.00	0.00	0.00	2,500.00
244	AUDIO VISUAL & OTHER INST SUPPLY-PS					1,500.00	0.00	0.00	1,500.00
245	AUDIO VISUAL & OTHER INST SUPPLY-ES					1,000.00	501.23	0.00	498.77
246	TOTAL					40,700.00	6,520.33	52.10	34,127.57
247									
248	TRAVEL-HS					600.00	0.00	0.00	600.00
249	TRAVEL-MS					50.00	0.00	0.00	50.00
250	TRAVEL-PS					50.00	0.00	0.00	50.00
251	TRAVEL-ES					600.00	0.00	0.00	600.00

	A	B	C	D	E	F	G	H	I
252	FEES/DUES-HS					500.00	0.00	0.00	500.00
253	TOTAL					1,800.00	0.00	0.00	1,800.00
254									
255	FURN/EQUIP-HS					0.00	0.00	0.00	0.00
256	FURN/EQUIP-MS					0.00	0.00	0.00	0.00
257	FURN/EQUIP-PS					0.00	0.00	0.00	0.00
258	FURN/EQUIP-ES					0.00	0.00	0.00	0.00
259	TOTAL					0.00	0.00	0.00	0.00
260									
261	TOTAL LIBRARY					216,991.00	36,243.39	52.10	180,695.51
262									
263									
264									
265	DEPARTMENT HEAD/JUDGE TRUST					115,650.00	36,620.22	0.00	79,029.78
266	TOTAL					115,650.00	36,620.22	0.00	79,029.78
267									
268	CONTRACTED STAFF DEVELOPMENT-HS ALLO					2,000.00	0.00	0.00	2,000.00
269	CONTRACTED STAFF-DEVELOPMENT					10,000.00	1,584.00	0.00	8,416.00
270	STAFF DEVELOPMENT-REGION VII					8,000.00	0.00	0.00	8,000.00
271	STAFF DEVELOPMENT-G/T-REGION VII					11,000.00	4,888.40	0.00	6,111.60
272	STAFF DEVELOPMENT-CT-REGION VII					3,900.00	1,711.60	0.00	2,188.40
273	TOTAL					34,900.00	8,184.00	0.00	26,716.00
274									
275	SUPPLIES-IN SERVICE					500.00	17.52	0.00	482.48
276	TOTAL					500.00	17.52	0.00	482.48
277									
278	TRAVEL-HS-REG					2,500.00	2,853.47	0.00	(353.47)
279	TRAVEL-HS-VOC					0.00	0.00	0.00	0.00
280	TRAVEL-HS-SP ED					0.00	0.00	0.00	0.00
281	TRAVEL-HS-ST COMP					0.00	0.00	0.00	0.00
282	TRAVEL-HS-ESL					0.00	0.00	0.00	0.00
283	TRAVEL-HS ALLOTMENT					8,000.00	0.00	0.00	8,000.00
284	TRAVEL-MS-REG					2,500.00	1,539.04	0.00	960.96
285	TRAVEL-MS-SP ED					0.00	0.00	0.00	0.00
286	TRAVEL-MS-ST COMP					0.00	0.00	0.00	0.00
287	TRAVEL-MS-ESL					0.00	0.00	0.00	0.00
288	TRAVEL-PS-REG					2,500.00	26.46	0.00	2,473.54
289	TRAVEL-PS-G/T					0.00	0.00	0.00	0.00
290	TRAVEL-PS-ST COMP					0.00	0.00	0.00	0.00
291	TRAVEL-PS-ESL					0.00	0.00	0.00	0.00
292	TRAVEL-ES-REG					2,500.00	343.76	0.00	2,156.24
293	TRAVEL-ES-G/T					0.00	0.00	0.00	0.00
294	TRAVEL-ES-SP ED					0.00	0.00	0.00	0.00
295	TRAVEL ES-ST COMP					0.00	271.46	0.00	(271.46)
296	TRAVEL-ALL SCHOOLS					2,500.00	301.71	0.00	2,198.29
297	TRAVEL -TECHNOLOGY					19,500.00	4,356.35	0.00	15,143.65
298	MISC OPERATING-HS-REG					0.00	0.00	0.00	0.00
299	MISC OPERATING-HS-SP ED					0.00	0.00	0.00	0.00
300	MISC OPERATING-HS-VOC					0.00	0.00	0.00	0.00
301	MISC OEPRATING-HS-G/T					0.00	0.00	0.00	0.00

	A	B	C	D	E	F	G	H	I
302	MISC OPERATING-MS-REG					0.00	0.00	0.00	0.00
303	MISC OPERATING-MS-G/T					0.00	0.00	0.00	0.00
304	MISC OPERATING-MS-SP ED					0.00	0.00	0.00	0.00
305	MISC OPERATING-MS-ESL					0.00	0.00	0.00	0.00
306	MISC OPERATING-PS-REG					0.00	0.00	0.00	0.00
307	MISC OPERATING-PS-SP ED					0.00	0.00	0.00	0.00
308	MISC OPERATING-PS-ST COMP					0.00	0.00	0.00	0.00
309	MISC OPERATING-PS-ESL					0.00	0.00	0.00	0.00
310	MISC OPERATING-ES-REG					0.00	0.00	0.00	0.00
311	MISC OPERATING-ES-G/T					0.00	0.00	0.00	0.00
312	MISC OPERATING-ES-SP ED					0.00	0.00	0.00	0.00
313	MISC OPERATING-ES-ESL					0.00	0.00	0.00	0.00
314	TOTAL					40,000.00	9,692.25	0.00	30,307.75
315									
316	TOTAL STAFF DEVELOPMENT					191,050.00	54,513.99	0.00	136,536.01
317									
318									
319									
320	PAYROLL					98,572.00	24,199.52	0.00	74,372.48
321	TOTAL					98,572.00	24,199.52	0.00	74,372.48
322									
323	CONTRACTED SERVICE					0.00	0.00	0.00	0.00
324									
325	SUPPLIES					500.00	0.00	0.00	500.00
326									
327	TRAVEL					2,500.00	781.89	0.00	1,718.11
328	DUES					0.00	0.00	0.00	0.00
329	TOTAL					2,500.00	781.89	0.00	1,718.11
330									
331	FURN/EQUIP					0.00	0.00	0.00	0.00
332									
333	TOTAL INSTRUCTIONAL LEADERSHIP					101,572.00	24,981.41	0.00	76,590.59
334									
335									
336									
337	PAYROLL					799,375.00	154,076.33	0.00	645,298.67
338	TOTAL					799,375.00	154,076.33	0.00	645,298.67
339									
340	PRINTING-HS					2,000.00	0.00	0.00	2,000.00
341	PRINTING-MS					2,000.00	0.00	0.00	2,000.00
342	PRINTING-PS					2,000.00	56.62	0.00	1,943.38
343	PRINTING-ES					2,000.00	0.00	0.00	2,000.00
344	TOTAL					8,000.00	56.62	0.00	7,943.38
345									
346	SUPPLIES-HS					3,000.00	60.54	128.00	2,811.46
347	SUPPLIES-MS					3,000.00	122.38	0.00	2,877.62
348	SUPPLIES-PS					3,000.00	0.00	372.00	2,628.00
349	SUPPLIES-ES					3,000.00	0.00	0.00	3,000.00
350	DISTRICT EXPENSES-HS					1,000.00	149.68	0.00	850.32
351	DISTRICT EXPENSES-MS					1,000.00	22.68	0.00	977.32

	A	B	C	D	E	F	G	H	I
352	DISTRICT EXPENSES-PS					1,000.00	22.68	0.00	977.32
353	DISTRICT EXPENSES-ES					1,000.00	22.68	0.00	977.32
354	POSTAGE-HS					4,000.00	1,509.09	0.00	2,490.91
355	POSTAGE-MS					3,000.00	1,000.00	0.00	2,000.00
356	POSTAGE-PS					1,500.00	750.00	0.00	750.00
357	POSTAGE-ES					1,500.00	750.00	0.00	750.00
358	TOTAL					26,000.00	4,409.73	500.00	21,090.27
359									
360	TRAVEL-HS					2,500.00	935.72	0.00	1,564.28
361	TRAVEL-MS					2,500.00	725.00	0.00	1,775.00
362	TRAVEL-PS					1,875.00	571.93	0.00	1,303.07
363	TRAVEL-ES					1,875.00	765.74	5.00	1,104.26
364	BONDING-HS					0.00	0.00	0.00	0.00
365	TRAVEL-ALL SCHOOLS					0.00	0.00	0.00	0.00
366	DUES-HS					0.00	0.00	0.00	0.00
367	DUES-MS					0.00	0.00	0.00	0.00
368	DUES-PS					0.00	0.00	0.00	0.00
369	DUES-ES					0.00	0.00	0.00	0.00
370	TOTAL					8,750.00	2,998.39	5.00	5,746.61
371									
372	FURN/EQUIP-HS					0.00	0.00	0.00	0.00
373	FURN/EQUIP-MS					0.00	0.00	0.00	0.00
374	FURN/EQUIP-PS					0.00	0.00	0.00	0.00
375	FURN/EQUIP-ES					0.00	0.00	0.00	0.00
376	TOTAL					0.00	0.00	0.00	0.00
377									
378	TOTAL SCHOOL ADMINISTRATION					842,125.00	161,541.07	505.00	680,078.93
379									
380									
381	<i>31-COUNSELING</i>								
382	PAYROLL					234,325.00	43,048.75	0.00	191,276.25
383	TOTAL					234,325.00	43,048.75	0.00	191,276.25
384									
385	REGION VII ESC					1,600.00	640.00	0.00	960.00
386	TEST SCORING-HS					250.00	0.00	0.00	250.00
387	TEST SCORING-MS					200.00	0.00	0.00	200.00
388	TEST SCORING-PS					200.00	0.00	0.00	200.00
389	TEST SCORING-ES					250.00	0.00	0.00	250.00
390	MISC CONTRACTED SERVICES-HS					2,625.00	993.44	0.00	1,631.56
391	MISC CONTRACTED SERVICES-MS					2,625.00	993.44	0.00	1,631.56
392	MISC CONTRACTED SERVICES-PS					2,625.00	993.44	0.00	1,631.56
393	MISC CONTRACTED SERVICES-ES					2,625.00	993.43	0.00	1,631.57
394	TOTAL					13,000.00	4,613.75	0.00	8,386.25
395									
396	TEST MATERIALS-HS					1,200.00	0.00	0.00	1,200.00
397	TEST MATERIALS-MS					500.00	0.00	0.00	500.00
398	TEST MATERIALS-PS					700.00	64.90	19.86	615.24
399	TEST MATERIALS-ES					700.00	138.95	0.00	561.05
400	SUPPLIES-HS					1,250.00	32.27	0.00	1,217.73
401	SUPPLIES-MS					700.00	104.50	0.00	595.50

	A	B	C	D	E	F	G	H	I
402	SUPPLIES-PS					1,000.00	202.86	0.00	797.14
403	SUPPLIES-ES					750.00	286.89	0.00	463.11
404	COLLEGE FAIR-HS					1,000.00	118.73	0.00	881.27
405	TOP TEN BANQUET					250.00	0.00	0.00	250.00
406	POSTAGE-HS					250.00	0.00	0.00	250.00
407	POSTAGE-MS					250.00	0.00	0.00	250.00
408	TOTAL					8,550.00	949.10	19.86	7,581.04
409									
410	TRAVEL-HS-VOC					0.00	500.00	0.00	(500.00)
411	TRAVEL-HS					2,700.00	285.25	10.00	2,404.75
412	TRAVEL-MS					1,000.00	756.02	5.00	238.98
413	TRAVEL-PS					500.00	590.13	5.00	(95.13)
414	TRAVEL-ES					500.00	0.00	0.00	500.00
415	TRAVEL-ES-TSII					0.00	0.00	0.00	0.00
416	MEMBERSHIP/DUES-HS					0.00	290.00	0.00	(290.00)
417	MEMBERSHIP/DUES-MS					0.00	0.00	0.00	0.00
418	MEMBERSHIP/DUES-PS					0.00	0.00	0.00	0.00
419	MEMBERSHIP/DUES-ES					0.00	0.00	0.00	0.00
420	FEES & DUES-COLLEGE FAIR-HS					0.00	0.00	0.00	0.00
421	FEES-PS-STUDENTS					0.00	0.00	0.00	0.00
422	TOTAL					4,700.00	2,421.40	20.00	2,258.60
423									
424	FURNITURE-HS					0.00	0.00	0.00	0.00
425	FURNITURE-MS					0.00	0.00	0.00	0.00
426	FURNITURE-PS					0.00	0.00	0.00	0.00
427	FURNITURE-ES					0.00	0.00	0.00	0.00
428	TOTAL					0.00	0.00	0.00	0.00
429									
430	TOTAL COUNSELING					260,575.00	51,033.00	39.86	209,502.14
431									
432									
433									
434	PAYROLL					99,951.00	19,582.53	0.00	80,368.47
435	TOTAL					99,951.00	19,582.53	0.00	80,368.47
436									
437	CONT SERVICES-FINGERPRINTING					0.00	0.00	0.00	0.00
438	CONT SERVICES-NURSING-HS					0.00	0.00	0.00	0.00
439	CONT SERVICES-NURSING-MS					0.00	0.00	0.00	0.00
440	CONT SERVICES-NURSING-PS					0.00	0.00	0.00	0.00
441	CONT SERVICES-NURSING-ES					0.00	0.00	0.00	0.00
442	CONT SERVICES-HS					100.00	0.00	0.00	100.00
443	CONT SERVICES-MS					100.00	0.00	0.00	100.00
444	CONT SERVICES-PS					100.00	0.00	0.00	100.00
445	CONT SERVICES-ES					100.00	0.00	0.00	100.00
446	TOTAL					400.00	0.00	0.00	400.00
447									
448	SUPPLIES-HS					1,500.00	437.06	0.00	1,062.94
449	SUPPLIES-MS					1,000.00	437.06	0.00	562.94
450	SUPPLIES-PS					1,500.00	437.06	53.97	1,008.97
451	SUPPLIES-ES					1,000.00	437.06	0.00	562.94

33-HEALTH SERVICES

	A	B	C	D	E	F	G	H	I
452	TOTAL					5,000.00	1,748.24	53.97	3,197.79
453									
454	TRAVEL-HS					300.00	0.00	0.00	300.00
455	TRAVEL-MS					300.00	0.00	0.00	300.00
456	TRAVEL-PS					300.00	0.00	0.00	300.00
457	TRAVEL-ES					300.00	0.00	0.00	300.00
458	TOTAL					1,200.00	0.00	0.00	1,200.00
459									
460	EQUIPMENT-HS					0.00	0.00	0.00	0.00
461	EQUIPMENT-MS					0.00	0.00	0.00	0.00
462	EQUIPMENT-PS					0.00	0.00	0.00	0.00
463	EQUIPMENT-ES					0.00	0.00	0.00	0.00
464	TOTAL					0.00	0.00	0.00	0.00
465									
466	TOTAL HEALTH SERVICE					106,551.00	21,330.77	53.97	85,166.26
467									
468	<i>34-STUDENT TRANSPORTATION</i>								
469									
470	PAYROLL					261,886.00	65,891.18	0.00	195,994.82
471	TOTAL					261,886.00	65,891.18	0.00	195,994.82
472									
473	CONT SERVICES-PHYSICALS/DRUG TEST					4,500.00	1,277.12	85.00	3,137.88
474	CONT SERVICES-RECERTIFICATION					1,700.00	60.00	0.00	1,640.00
475	CONT SERVICES-REPAIR					6,000.00	1,130.60	0.00	4,869.40
476	LEASE/RENTALS					8,000.00	7,200.00	0.00	800.00
477	MISC CONTRACTED SERVICES					7,000.00	7,074.28	0.00	(74.28)
478	TOTAL					27,200.00	16,742.00	85.00	10,373.00
479									
480	GAS,OIL,GREASE,TIRES					90,000.00	11,614.84	0.00	78,385.16
481	PARTS & SUPPLIES					45,000.00	20,274.30	0.00	24,725.70
482	TOTAL					135,000.00	31,889.14	0.00	103,110.86
483									
484	INSURANCE					13,072.00	11,564.00	0.00	1,508.00
485	MISC OPERATING COSTS					2,000.00	301.33	0.00	1,698.67
486	TOTAL					15,072.00	11,865.33	0.00	3,206.67
487									
488	BUSES					25,000.00	0.00	0.00	25,000.00
489	CAPITAL OUTLAY					0.00	0.00	0.00	0.00
490	FURN/EQUIP-TECHNOLOGY					0.00	1,265.76	10,567.92	(11,833.68)
491	TOTAL					25,000.00	1,265.76	10,567.92	13,166.32
492									
493	TOTAL STUDENT TRANSPORTATION					464,158.00	127,653.41	10,652.92	325,851.67
494									
495	<i>35-FOOD SERVICE</i>								
496									
497	CONTRACTED SERVICES-REPAIR					0.00	0.00	0.00	0.00
498									
499	TRANSFER OUT					0.00	0.00	0.00	0.00
500									
501	TOTAL FOOD SERVICE					0.00	0.00	0.00	0.00

	A	B	C	D	E	F	G	H	I
502									
503									
504									
505									
506	PAYROLL					374,030.00	55,009.11	0.00	319,020.89
507	TOTAL					374,030.00	55,009.11	0.00	319,020.89
508									
509	DRUG TESTING-HS					2,500.00	1,092.00	0.00	1,408.00
510	DRUG TESTING-MS					0.00	0.00	70.00	(70.00)
511	DRUG DOGS-HS					0.00	0.00	0.00	0.00
512	DRUG DOGS-MS					0.00	0.00	0.00	0.00
513	CONTRACTED ATHLETIC TRAINER					9,000.00	4,438.00	0.00	4,562.00
514	REPAIR ATHLETICS-HS					5,000.00	0.00	0.00	5,000.00
515	REPAIR-ATHLETICS-MS					2,500.00	0.00	0.00	2,500.00
516	RENTAL-DRAMA-HS					0.00	0.00	0.00	0.00
517	RENTAL-ATHLETICS					0.00	0.00	0.00	0.00
518	RENTAL-STADIUM/GYM					1,000.00	0.00	0.00	1,000.00
519	GAME OFFICIALS-HS					21,000.00	10,450.31	0.00	10,549.69
520	GAME OFFICIALS-MS					6,000.00	2,570.53	0.00	3,429.47
521	GAME WORKERS-HS					1,000.00	1,170.00	0.00	(170.00)
522	GAME WORKERS-MS					1,000.00	670.00	0.00	330.00
523	GAME CONTRACTS					0.00	0.00	0.00	0.00
524	CONTRACTED SERVICE-HS DRAMA					500.00	80.00	0.00	420.00
525	CONTRACTED SERVICE-MS-DRAMA					50.00	75.00	0.00	(25.00)
526	CONTRACTED SERVICE-HS-BAND					12,300.00	2,270.00	250.00	9,780.00
527	CONTRACTED SERVICE-MS-BAND					0.00	0.00	0.00	0.00
528	CONTRACTED SERVICE-HS CHOIR					0.00	0.00	0.00	0.00
529	CONTRACTED SERVICE-HS-UIL					0.00	0.00	0.00	0.00
530	CONTRACTED SERVICE-ATHLETICS					2,500.00	2,399.00	0.00	101.00
531	TOTAL					64,350.00	25,214.84	320.00	38,815.16
532									
533	ATHLETIC NEWSLETTER					250.00	0.00	0.00	250.00
534	UNIFORMS-EVERY 3 YEARS ROTATE					6,000.00	0.00	5,141.00	859.00
535	DRAMA COSTUMES					1,000.00	418.61	0.00	581.39
536	BAND UNIFORMS					11,625.00	1,935.75	0.00	9,689.25
537	CHOIR UNIFORMS-HS					0.00	0.00	0.00	0.00
538	UIL SUPPLIES-HS					4,000.00	719.88	159.98	3,120.14
539	UIL SUPPLIES-MS					500.00	223.89	0.00	276.11
540	UIL SUPPLIES-PS					0.00	0.00	0.00	0.00
541	UIL SUPPLIES-ES					1,000.00	425.09	0.00	574.91
542	CHEERLEADERS-HS					1,000.00	0.00	0.00	1,000.00
543	CHEERLEADERS-MS					500.00	0.00	0.00	500.00
544	ALL ATHLETICS-HS					4,000.00	306.56	0.00	3,693.44
545	ALL ATHLETICS-MS					2,000.00	0.00	0.00	2,000.00
546	FOOTBALL-HS					13,000.00	345.15	0.00	12,654.85
547	FOOTBALL-MS					4,000.00	0.00	0.00	4,000.00
548	BASKETBALL-HS					3,500.00	3,386.00	0.00	114.00
549	BASKETBALL-MS					1,500.00	1,456.00	0.00	44.00
550	TRACK-HS					3,500.00	0.00	0.00	3,500.00

	A	B	C	D	E	F	G	H	I
551	TRACK-MS					1,500.00	0.00	0.00	1,500.00
552	BASEBALL-HS					3,500.00	2,080.26	1,532.80	(113.06)
553	VOLLEYBALL-HS					3,500.00	0.00	0.00	3,500.00
554	VOLLEYBALL-MS					1,500.00	0.00	0.00	1,500.00
555	GIRLS BASKETBALL-HS					3,500.00	82.00	3,348.75	69.25
556	GIRLS BASKETBALL-MS					1,500.00	0.00	1,481.90	18.10
557	GIRLS TRACK-HS					3,500.00	0.00	0.00	3,500.00
558	GIRLS TRACK-MS					1,500.00	0.00	0.00	1,500.00
559	TENNIS-HS					1,500.00	0.00	690.17	809.83
560	GOLF-HS					1,500.00	0.00	0.00	1,500.00
561	WEIGHT TRAINING-HS					1,500.00	0.00	1,086.50	413.50
562	SOFTBALL-HS					3,500.00	0.00	2,722.70	777.30
563	OFF SEASON-HS					5,000.00	0.00	0.00	5,000.00
564	OFF SEASON-MS					0.00	0.00	0.00	0.00
565	TRAINER SUPPLIES-HS					5,000.00	617.55	0.00	4,382.45
566	CROSS COUNTRY-HS					1,500.00	1,014.95	0.00	485.05
567	SOCCER-HS					1,500.00	0.00	0.00	1,500.00
568	TOTAL					98,375.00	13,011.69	16,163.80	69,199.51
569									
570	EMPLOYEE TRAVEL-DRAMA-HS					900.00	0.00	0.00	900.00
571	EMPLOYEE TRAVEL-BAND-HS					900.00	0.00	0.00	900.00
572	EMPLOYEE TRAVEL-CHOIR-HS					0.00	0.00	0.00	0.00
573	EMPLOYEE TRAVEL-BAND-MS					0.00	0.00	0.00	0.00
574	EMPLOYEE TRAVEL-MUSIC-ES					0.00	0.00	0.00	0.00
575	EMPLOYEE TRAVEL-HS-UIL					0.00	0.00	0.00	0.00
576	EMPLOYEE TRAVEL-ATHLETICS-HS					14,000.00	1,320.32	0.00	12,679.68
577	STUDENT TRAVEL-PLAYOFFS					0.00	0.00	0.00	0.00
578	STUDENT MEALS/FEES-HS					50.00	0.00	0.00	50.00
579	STUDENT MEALS/FEES-MS					0.00	0.00	0.00	0.00
580	STUDENT MEALS/FEES-PS					0.00	0.00	0.00	0.00
581	STUDENT MEALS/FEES-ES					0.00	0.00	0.00	0.00
582	STUDENT MEALS/FEES-HS STATE					13,000.00	18,717.75	0.00	(5,717.75)
583	STUDENTS/REP DISTRICT-HS					0.00	0.00	0.00	0.00
584	STUDENTS/REP DISTRICT-MS					0.00	0.00	0.00	0.00
585	STUDENT TRAVEL-JOURNALISM-HS					1,200.00	0.00	0.00	1,200.00
586	STUDENT TRAVEL-DRAMA-HS					2,550.00	0.00	0.00	2,550.00
587	STUDENT TRAVEL-DRAMA-MS					420.00	180.00	0.00	240.00
588	STUDENT TRAVEL-BAND-HS					8,300.00	5,648.42	0.00	2,651.58
589	STUDENT TRAVEL-CHOIR-HS					100.00	0.00	0.00	100.00
590	STUDENT TRAVEL-BAND-MS					4,655.00	225.00	0.00	4,430.00
591	STUDENT TRAVEL-SCIENCE-HS					2,200.00	0.00	0.00	2,200.00
592	STUDENT TRAVEL-SCIENCE-MS					0.00	0.00	0.00	0.00
593	STUDENT TRAVEL-MUSIC-ES					0.00	0.00	0.00	0.00
594	STUDENT TRAVEL-BUS CLUB-HS					2,200.00	0.00	0.00	2,200.00
595	STUDENT TRAVEL-VO AG					1,000.00	2,494.58	0.00	(1,494.58)
596	STUDENT TRAVEL-HOME ECO					6,300.00	475.00	0.00	5,825.00
597	STUDENT TRAVEL-FLORAL-HS					2,200.00	0.00	0.00	2,200.00
598	STUDENT TRAVEL-UIL-HS					5,500.00	0.00	0.00	5,500.00

	A	B	C	D	E	F	G	H	I
599	STUDENT TRAVEL-UIL-MS					2,275.00	0.00	0.00	2,275.00
600	STUDENT TRAVEL-UIL-PS					25.00	0.00	0.00	25.00
601	STUDENT TRAVEL-UIL-ES					500.00	0.00	0.00	500.00
602	STUDENT TRAVEL-ACADEMICS-HS					0.00	0.00	0.00	0.00
603	STUDENT TRAVEL-ROPE TRICK-ES					0.00	0.00	0.00	0.00
604	STUDENT TRAVEL-ATHLETICS-HS					0.00	0.00	0.00	0.00
605	STUDENT TRAVEL-ATHLETICS-MS					0.00	0.00	0.00	0.00
606	STUDENT TRAVEL-CHEERLEADERS-HS					2,000.00	0.00	0.00	2,000.00
607	STUDENT TRAVEL-CHEERLEADERS-MS					0.00	0.00	0.00	0.00
608	STUDENT TRAVEL-ALL ATHLETICS					4,000.00	0.00	0.00	4,000.00
609	STUDENT TRAVEL-HS-FOOTBALL					2,450.00	2,304.29	0.00	145.71
610	STUDENT TRAVEL-MS-FOOTBALL					2,000.00	1,413.97	0.00	586.03
611	STUDENT TRAVEL-HS BASKETBALL					2,000.00	0.00	0.00	2,000.00
612	STUDENT TRAVEL-MS BASKETBALL					1,000.00	0.00	0.00	1,000.00
613	STUDENT TRAVEL-HS TRACK					2,800.00	0.00	0.00	2,800.00
614	STUDENT TRAVEL-MS TRACK					1,800.00	0.00	0.00	1,800.00
615	STUDENT TRAVEL-HS BASEBALL					1,800.00	0.00	0.00	1,800.00
616	STUDENT TRAVEL-HS VOLLEYBALL					1,800.00	713.39	0.00	1,086.61
617	STUDENT TRAVEL-MS VOLLEYBALL					1,000.00	1,060.94	0.00	(60.94)
618	STUDENT TRAVEL-HS GIRLS BASKETBALL					2,000.00	261.59	0.00	1,738.41
619	STUDENT TRAVEL-MS GIRLS BASKETBALL					1,000.00	0.00	0.00	1,000.00
620	STUDENT TRAVEL-HS GIRLS TRACK					1,500.00	0.00	0.00	1,500.00
621	STUDENT TRAVEL-MS GIRLS TRACK					1,000.00	0.00	0.00	1,000.00
622	STUDENT TRAVEL-HS TENNIS					500.00	0.00	0.00	500.00
623	STUDENT TRAVEL-HS GOLF					550.00	0.00	0.00	550.00
624	STUDENT TRAVEL-HS WEIGHT LIFTING					500.00	0.00	0.00	500.00
625	STUDENT TRAVEL-HS SOFTBALL					1,800.00	0.00	0.00	1,800.00
626	STUDENT TRAVEL-HS CROSS COUNTRY					500.00	1,148.14	0.00	(648.14)
627	STUDENT TRAVEL-MS CROSS COUNTRY					0.00	0.00	0.00	0.00
628	STUDENT TRAVEL-HS SOCCER					1,500.00	0.00	0.00	1,500.00
629	STUDENT INSURANCE-HS					25,000.00	0.00	0.00	25,000.00
630	STUDENT INSURANCE-MS					25,000.00	0.00	0.00	25,000.00
631	DUES-JOURNALISM-HS					0.00	0.00	0.00	0.00
632	DUES-BAND-HS					0.00	0.00	0.00	0.00
633	DUES-CHOIR-HS					0.00	0.00	0.00	0.00
634	DUES-MS BAND					0.00	0.00	0.00	0.00
635	DUES-ATHLETICS-HS					0.00	45.00	0.00	(45.00)
636	STUDENT ACTIVITY-HS					1,100.00	64.00	0.00	1,036.00
637	FEES & DUES-JOURNALISM-HS					300.00	0.00	0.00	300.00
638	FEES & DUES-DRAMA-HS					1,800.00	0.00	0.00	1,800.00
639	FEES & DUES-DRAMA-MS					250.00	0.00	0.00	250.00
640	FEES & DUES-BAND-HS					7,300.00	3,052.50	0.00	4,247.50
641	FEES & DUES-CHOIR-HS					500.00	0.00	0.00	500.00
642	FEES & DUES-BAND-MS					1,500.00	0.00	0.00	1,500.00
643	FEES & DUES-CHOIR-MS					0.00	0.00	0.00	0.00
644	FEES & DUES-SCIENCE-HS					500.00	0.00	0.00	500.00
645	FEES & DUES-MUSIC-ES					0.00	0.00	0.00	0.00
646	FEES & DUES-BUS DEPT-HS					550.00	245.00	0.00	305.00

	A	B	C	D	E	F	G	H	I
647	FEES & DUES-VO AG					7,100.00	1,354.50	0.00	5,745.50
648	FEES & DUES-HOME ECO					650.00	176.00	0.00	474.00
649	FEES & DUES-FLORAL					300.00	0.00	0.00	300.00
650	UIL FEES-HS					1,500.00	2,400.00	0.00	(900.00)
651	UIL FEES-MS					900.00	0.00	0.00	900.00
652	UIL FEES-PS					200.00	0.00	0.00	200.00
653	UIL FEES-ES					500.00	0.00	0.00	500.00
654	ACADEMIC AWARDS-HS					0.00	0.00	0.00	0.00
655	ACADEMIC AWARDS-MS					0.00	0.00	0.00	0.00
656	ACADEMIC AWARDS-ES					0.00	0.00	0.00	0.00
657	JUMP ROPE FEES-ES					0.00	0.00	0.00	0.00
658	CHEERLEADER FEES-HS					0.00	0.00	0.00	0.00
659	CHEERLEADER FEES-MS					0.00	0.00	0.00	0.00
660	DRUM MAJOR/FLAGS FEES-HS					0.00	0.00	0.00	0.00
661	DEBATE FEES-HS					0.00	0.00	0.00	0.00
662	DRAMA AWARDS/JACKETS-HS					0.00	0.00	0.00	0.00
663	BAND AWARD/JACKETS-HS					0.00	0.00	0.00	0.00
664	CHOIR AWARDS/JACKETS-HS					0.00	0.00	0.00	0.00
665	BAND AWARDS-MS					0.00	0.00	0.00	0.00
666	FEES & DUES-ATHLETICS-HS					17,300.00	5,655.72	250.00	11,394.28
667	FEES & DUES-ATHLETICS-MS					2,000.00	0.00	0.00	2,000.00
668	TROPHIES,MEDALS,RIBBONS-HS					2,750.00	0.00	0.00	2,750.00
669	TROPHIES,MEDALS,RIBBONS-MS					1,200.00	0.00	0.00	1,200.00
670	ATHLETICS AWARDS/JACKETS-HS					2,500.00	0.00	0.00	2,500.00
671	TOTAL					202,475.00	48,956.11	250.00	153,268.89
672									
673	EQUIPMENT-HS-FOOTBALL					0.00	0.00	0.00	0.00
674	EQUIPMENT-ALL ATHLETICS-HS					7,550.00	0.00	0.00	7,550.00
675	EQUIPMENT-ALL ATHLETICS-MS					0.00	0.00	0.00	0.00
676	EQUIPMENT-TRACK					0.00	0.00	0.00	0.00
677	TOTAL					7,550.00	0.00	0.00	7,550.00
678									
679	TOTAL COCURRICULAR/EXTRACURRICULAR					746,780.00	142,191.75	16,733.80	587,854.45
680									
681	<i>41-GENERAL ADMINISTRATION</i>								
682									
683	PAYROLL					426,313.00	111,425.55	0.00	314,887.45
684	TOTAL					426,313.00	111,425.55	0.00	314,887.45
685									
686	ATTORNEY FEES-SPEC ED					0.00	0.00	0.00	0.00
687	ATTORNEY FEES					4,500.00	2,135.00	0.00	2,365.00
688	AUDIT EXP					21,000.00	0.00	0.00	21,000.00
689	CONT-SERVICE-FINGERPRINTING					0.00	0.00	0.00	0.00
690	REGION VII ESC					4,500.00	340.00	0.00	4,160.00
691	COPIER REPAIR/MAINT					1,250.00	0.00	0.00	1,250.00
692	LEASE-EQUIP					2,868.00	709.50	0.00	2,158.50
693	PRINTING-SUPERINTENDENT					0.00	0.00	0.00	0.00
694	POLICY REVIEW-SCHOOL BOARD					1,000.00	0.00	0.00	1,000.00
695	PRINTING-TAX OFFICE					4,000.00	3,447.23	0.00	552.77

	A	B	C	D	E	F	G	H	I
696	PRINTING-ADM					2,000.00	0.00	166.40	1,833.60
697	CONT SERVICE-BOND COMM					2,000.00	3,559.20	0.00	(1,559.20)
698	CONT SERVICE-TASB PAY PLAN					2,000.00	0.00	0.00	2,000.00
699	CONT SERVICE-SHARS					2,000.00	0.00	0.00	2,000.00
700	ED FOUNDATION START UP					0.00	0.00	0.00	0.00
701	TOTAL					47,118.00	10,190.93	166.40	36,760.67
702									
703	MAGAZINES					100.00	0.00	0.00	100.00
704	SUPPLIES-SUPERINTENDENT					1,000.00	2.82	0.00	997.18
705	SUPPLIES-SCHOOL BOARD					1,500.00	176.94	0.00	1,323.06
706	SUPPLIES-TAX OFFICE					2,500.00	2,426.25	0.00	73.75
707	SUPPLIES-ADMINISTRATION					3,250.00	1,106.93	0.00	2,143.07
708	SERVICE PINS					1,000.00	0.00	0.00	1,000.00
709	POSTAGE-TAX					0.00	0.00	0.00	0.00
710	POSTAGE-ADM					1,500.00	0.00	0.00	1,500.00
711	SUPPLIES-TECHNOLOGY**					0.00	0.00	0.00	0.00
712	TOTAL					10,850.00	3,712.94	0.00	7,137.06
713									
714	TRAVEL-SUPERINTENDENT					4,000.00	1,525.54	0.00	2,474.46
715	TRAVEL-TAX					2,000.00	0.00	0.00	2,000.00
716	TRAVEL-BUS OFF					2,000.00	619.72	100.00	1,280.28
717	TRAVEL-SCHOOL BOARD					7,500.00	5,027.12	0.00	2,472.88
718	INSUR-SCHOOL BOARD					4,860.00	4,538.00	0.00	322.00
719	BONDING-TAX					250.00	250.00	0.00	0.00
720	BONDING-ADM					0.00	0.00	0.00	0.00
721	ELECTIONS					2,750.00	0.00	0.00	2,750.00
722	DUES-SUPERINTENDENT					500.00	686.00	0.00	(186.00)
723	DUES-SCHOOL BOARD					5,000.00	0.00	0.00	5,000.00
724	DUES-TAX COLLECTOR					250.00	0.00	0.00	250.00
725	DUES-SCHOOL WIDE					5,000.00	0.00	0.00	5,000.00
726	DUES-ADMIN OFFICE					4,500.00	1,130.00	0.00	3,370.00
727	MISC OPERATING-SUPERINTENDENT					750.00	0.00	0.00	750.00
728	MISC OPERATING-SCHOOL BOARD					2,500.00	210.02	0.00	2,289.98
729	MISC OPERATING-TAX OFFICE					500.00	0.00	0.00	500.00
730	MISC OPERATING-SCHOOL WIDE					3,750.00	1,760.27	0.00	1,989.73
731	MISC OPERATING-ADMIN					2,500.00	54.83	0.00	2,445.17
732	MISC OPERATING-BOND COMMITTEE					2,000.00	2,407.12	0.00	(407.12)
733	OTHER OPERATING COSTS-TAX REFUNDS					0.00	0.00	0.00	0.00
734	ADVER-TAX					500.00	0.00	0.00	500.00
735	ADVER-ADM					2,000.00	300.00	0.00	1,700.00
736	FOUNDATION START UP					0.00	0.00	0.00	0.00
737	TOTAL					53,110.00	18,508.62	100.00	34,501.38
738									
739	FURN/EQUIP-SUPERINTENDENT					0.00	0.00	0.00	0.00
740	FURN/EQUIP-ADMIN					0.00	0.00	0.00	0.00
741	FURN/EQUIP-TAX OFFICE					0.00	0.00	0.00	0.00
742	TOTAL					0.00	0.00	0.00	0.00
743									

	A	B	C	D	E	F	G	H	I
744	TOTAL GENERAL ADMINISTRATION					537,391.00	143,838.04	266.40	393,286.56
745									
746	<i>51-PLANT MAINTENANCE</i>								
747									
748	PAYROLL					565,218.00	144,909.57	0.00	420,308.43
749	TOTAL					565,218.00	144,909.57	0.00	420,308.43
750									
751	BUILDING APPRAISAL					0.00	0.00	0.00	0.00
752	EXTERIOR LIGHTING					0.00	0.00	0.00	0.00
753	CONTRACTED SERVICES-PHYSICALS/DRUG					1,000.00	150.00	0.00	850.00
754	CONTRACTED SERVICES-ELECTRICAL					5,000.00	2,251.15	0.00	2,748.85
755	CONTRACTED SERVICES-HS-VOC					0.00	0.00	0.00	0.00
756	CONTRACTED SERVICES-EXTERMINATING					7,500.00	1,198.92	0.00	6,301.08
757	CONTRACTED SERVICES-GARBAGE					10,000.00	1,500.25	0.00	8,499.75
758	CONTRACTED SERVICES-HEAT/AIR					70,000.00	46,112.00	0.00	23,888.00
759	CONTRACTED SERVICES-GENERAL					25,000.00	20,162.54	0.00	4,837.46
760	CONTRACTED SERVICES-FOOTBALL/BASEBALL					15,000.00	0.00	0.00	15,000.00
761	CONTRACTED SERVICES-GYM FLOORS					9,000.00	3,600.00	0.00	5,400.00
762	CONTRACTED SERVICES-SOUND SYS					10,000.00	6,169.00	0.00	3,831.00
763	CONTRACTED SERVICES-ROAD REPAIR					102,500.00	0.00	0.00	102,500.00
764	CONTRACTED SERVICES-FIRE EXT					7,500.00	0.00	0.00	7,500.00
765	CONTRACTED SERVICES-PLUMBING					10,000.00	2,233.44	0.00	7,766.56
766	CONTRACTED SERVICES-DST WIDE					75,000.00	0.00	0.00	75,000.00
767	CONTRACTED SERVICES-ROOFING					2,500.00	0.00	0.00	2,500.00
768	CONTRACTED SERVICES-TECHNOLOGY**					0.00	0.00	0.00	0.00
769	PHONE-HS					3,700.00	308.16	0.00	3,391.84
770	PHONE-MS					1,400.00	0.00	0.00	1,400.00
771	PHONE-PS					1,400.00	0.00	0.00	1,400.00
772	PHONE-ES					1,400.00	0.00	0.00	1,400.00
773	PHONE-ADM					1,900.00	0.00	0.00	1,900.00
774	PHONE-CAFETERIA					950.00	0.00	0.00	950.00
775	PHONE-BUS/MAINTENANCE					5,000.00	222.13	0.00	4,777.87
776	PHONE-HS MEREDITH STADIUM					3,600.00	759.83	0.00	2,840.17
777	WATER					35,000.00	14,872.74	0.00	20,127.26
778	ELECTRICITY					250,000.00	65,217.03	0.00	184,782.97
779	GAS					30,000.00	2,387.04	0.00	27,612.96
780	CABLE INTERNET					14,160.00	1,144.31	0.00	13,015.69
781	MISC CONTRACTED SERVICES					0.00	0.00	0.00	0.00
782	TOTAL					698,510.00	168,288.54	0.00	530,221.46
783									
784	VEHICLE SUPPLIES					0.00	0.00	0.00	0.00
785	CUSTODIAL SUPPLIES					75,000.00	21,679.90	0.00	53,320.10
786	MAINT/GROUNDS SUPPLIES					60,000.00	13,660.77	0.00	46,339.23
787	SUPPLIES-TECHNOLOGY**					0.00	0.00	0.00	0.00
788	TOTAL					135,000.00	35,340.67	0.00	99,659.33
789									
790	TRAVEL-MAINT					0.00	0.00	0.00	0.00
791	PROPERTY INSUR					65,465.00	60,994.45	0.00	4,470.55
792	FEES-MAINT DEPT					500.00	0.00	0.00	500.00

	A	B	C	D	E	F	G	H	I
793	TOTAL					65,965.00	60,994.45	0.00	4,970.55
794									
795	CAPITAL OUTLAY					24,400.00	0.00	0.00	24,400.00
796									
797	TOTAL PLANT MAINTENANCE					1,489,093.00	409,533.23	0.00	1,079,559.77
798									
799	<i>52-SECURITY & MONITORING SERVICES</i>								
800									
801	CONT SERV-SECURITY-HS					3,000.00	2,520.00	0.00	480.00
802	CONT SERV-SECURITY-MS					0.00	0.00	0.00	0.00
803	CONT SERV-HS					675.00	26.00	0.00	649.00
804	CONT SERV-MS					675.00	26.00	0.00	649.00
805	CONT SERV-PS					675.00	26.00	0.00	649.00
806	CONT SERV-ES					675.00	26.00	0.00	649.00
807	MISC CONT SERV-HS					500.00	6,813.75	500.00	(6,813.75)
808	MISC CONT SERV-MS					0.00	2,793.75	0.00	(2,793.75)
809	MISC CONT SERV-PS					0.00	1,508.75	0.00	(1,508.75)
810	MISC CONT SERV-ES					0.00	5,778.75	250.00	(6,028.75)
811	MISC CONT SERV-ADM					0.00	0.00	0.00	0.00
812	TOTAL					6,200.00	19,519.00	750.00	(14,069.00)
813									
814	SUPPLIES-HS					1,000.00	618.10	0.00	381.90
815	SUPPLIES-MS					1,000.00	367.70	0.00	632.30
816	SUPPLIES-PS					1,000.00	267.54	0.00	732.46
817	SUPPLIES-ES					1,000.00	442.82	0.00	557.18
818	SUPPLIES-ADM					0.00	0.00	0.00	0.00
819	TOTAL					4,000.00	1,696.16	0.00	2,303.84
820									
821	EQUIP-HS					10,000.00	7,152.54	0.00	2,847.46
822	EQUIP-MS					10,000.00	2,824.25	0.00	7,175.75
823	EQUIP-PS					10,000.00	1,680.45	0.00	8,319.55
824	EQUIP-ES					10,000.00	5,969.70	0.00	4,030.30
825	EQUIP-ADM					0.00	0.00	0.00	0.00
826	TOTAL					40,000.00	17,626.94	0.00	22,373.06
827									
828	TOTAL SECURITY & MONITORING					50,200.00	38,842.10	750.00	10,607.90
829									
830	<i>53-DATA PROCESSING</i>								
831									
832	PAYROLL					0.00	0.00	0.00	0.00
833	TOTAL					0.00	0.00	0.00	0.00
834									
835	CONTRACTED SERVICES-DISTRICT					27,000.00	2,700.00	0.00	24,300.00
836	CONT SERVICE-FINGERPRINTING					0.00	0.00	0.00	0.00
837	HARDWARE & SOFTWARE MAINT-HS					7,250.00	2,574.25	0.00	4,675.75
838	HARDWARE & SOFTWARE MAINT-MS					7,250.00	2,574.25	0.00	4,675.75
839	HARDWARE & SOFTWARE MAINT-PS					7,250.00	2,574.25	0.00	4,675.75
840	HARDWARE & SOFTWARE MAINT-ES					7,250.00	2,554.25	0.00	4,695.75
841	HARDWARE & SODTWARE MAINT-TAX					6,000.00	0.00	0.00	6,000.00

	A	B	C	D	E	F	G	H	I
842	HARDWARE & SOFTWARE MAINT-ADM					14,000.00	0.00	0.00	14,000.00
843	MISC CONT SERVICES-HS					18,400.00	1,714.95	4,969.25	11,715.80
844	MISC CONT SERVICES-MS					18,400.00	1,714.95	4,969.25	11,715.80
845	MISC CONT SERVICES-PS					18,400.00	1,714.95	4,969.25	11,715.80
846	MISC CONT SERVICES-ES					18,400.00	1,714.95	4,969.25	11,715.80
847	TOTAL					149,600.00	19,836.80	19,877.00	109,886.20
848									
849	COMPUTER SUPPLIES-HS					500.00	0.00	0.00	500.00
850	COMPUTER SUPPLIES-MS					500.00	0.00	0.00	500.00
851	COMPUTER SUPPLIES-PS					500.00	0.00	0.00	500.00
852	COMPUTER SUPPLIES-ES					500.00	0.00	0.00	500.00
853	COMPUTER SUPPLIES-ADM					500.00	0.00	0.00	500.00
854	TOTAL					2,500.00	0.00	0.00	2,500.00
855									
856						1,000.00	741.60	0.00	258.40
857	FEES/DUES					0.00	0.00	0.00	0.00
858	TOTAL					1,000.00	741.60	0.00	258.40
859									
860	COMPUTERS-HS					6,565.00	6,565.13	0.00	(0.13)
861	COMPUTERS-MS					6,565.00	6,565.13	0.00	(0.13)
862	COMPUTERS-PS					6,565.00	6,565.13	0.00	(0.13)
863	COMPUTERS-ES					6,565.00	6,565.11	0.00	(0.11)
864	COMPUTERS-ADM					0.00	0.00	0.00	0.00
865	TOTAL					26,260.00	26,260.50	0.00	(0.50)
866									
867	TOTAL DATA PROCESSING					179,360.00	46,838.90	19,877.00	112,644.10
868									
869									
870									
871	CONTRACTED SERVICE-HS					2,125.00	0.00	0.00	2,125.00
872	CONTRACTED SERVICE-MS					2,125.00	0.00	0.00	2,125.00
873	CONTRACTED SERVICE-PS					2,125.00	0.00	0.00	2,125.00
874	CONTRACTED SERVICE-ES					2,125.00	0.00	0.00	2,125.00
875	TOTAL					8,500.00	0.00	0.00	8,500.00
876									
877	FEES/DUES-DISTRICT WIDE					0.00	0.00	0.00	0.00
878									
879	TOTAL COMMUNITY SERVICE					8,500.00	0.00	0.00	8,500.00
880									
881									
882									
883	FEES/DUES					0.00	0.00	0.00	0.00
884	TOTAL					0.00	0.00	0.00	0.00
885									
886	TURF-PRINCIPAL					101,539.00	0.00	0.00	101,539.00
887	TURF-INTEREST					19,281.00	0.00	0.00	19,281.00
888	TOTAL					120,820.00	0.00	0.00	120,820.00
889									
890	TOTAL DEBT SERVICE					120,820.00	0.00	0.00	120,820.00

61-COMMUNITY SERVICE

71-DEBT SERVICE

	A	B	C	D	E	F	G	H	I
891									
892	<i>81-FACILITIES ACQUISITION & CONSTRUCTION</i>								
893									
894	FACILITY PLANNING					0.00	0.00	0.00	0.00
895	CONT SERVICES-TECHNOLOGY-MS**					0.00	0.00	0.00	0.00
896	CONT SERVICES-TECHNOLOGY-PS**					0.00	0.00	0.00	0.00
897	CONT SERVICES-TECHNOLOGY-ES**					0.00	0.00	0.00	0.00
898	CONT SERVICES-TECHNOLOGY-ADM**					0.00	0.00	0.00	0.00
899	CONT SERVICES-STADIUM					0.00	0.00	0.00	0.00
900	TOTAL					0.00	0.00	0.00	0.00
901									
902	SUPPLIES-STADIUM/TRACK					0.00	0.00	0.00	0.00
903	TOTAL					0.00	0.00	0.00	0.00
904									
905	LAND PURCHASE					0.00	0.00	0.00	0.00
906	FEES-LAND PURCHASE					0.00	0.00	0.00	0.00
907	BUILDING CONSTRUCTION-PS					0.00	0.00	0.00	0.00
908	BUILDING CONSTRUCTION-HS/ES RENNOV					0.00	9,189.17	9,060.00	(18,249.17)
909	BUILDING CONSTRUCTION-MS					0.00	0.00	0.00	0.00
910	BUILDING CONSTRUCTION-HS/ES RENNOV					0.00	0.00	0.00	0.00
911	BUILDING CONSTRUCTION-STADIUM					0.00	0.00	0.00	0.00
912	BUILDING CONSTRUCTION-FIELDHOUSE					0.00	0.00	0.00	0.00
913	FURN/EQUIP-TECHNOLOGY-DST**					0.00	0.00	0.00	0.00
914	TOTAL					0.00	9,189.17	9,060.00	(18,249.17)
915									
916	TOTAL FACILITIES & CONSTRUCTION					0.00	9,189.17	9,060.00	(18,249.17)
917									
918	<i>93-PAYMENTS TO MEMBER DISTRICTS/FISCAL AGENTS</i>								
919									
920	SSA-SUPERNET II					11,000.00	6,005.61	0.00	4,994.39
921	SSA-SPECIAL EDUCATION					420,978.00	140,325.99	0.00	280,652.01
922	SSA-RUS-DLT GRANT					0.00	0.00	0.00	0.00
923									
924	TOTAL PAYMENTS TO MEMBER DISTRICTS					431,978.00	146,331.60	0.00	285,646.40
925									
926	<i>99-OTHER INTERGOVERNMENTAL CHARGES</i>								
927									
928	APPRAISAL DISTRICT					124,412.00	31,366.50	0.00	93,045.50
929									
930	TOTAL OTHER INTERGOVERNMENTAL					124,412.00	31,366.50	0.00	93,045.50
931									
932	TRANSFER OUT-WOOD COUNTY SSA					0.00	0.00	0.00	0.00
933									
934									
935	TOTAL OPERATING BUDGET					13,706,604.00	2,771,501.35	69,739.13	10,865,363.52
936									
937									
938	DEBT SERVICE FUND								
939	599								

	A	B	C	D	E	F	G	H	I
940									
941	BONDS					0.00	0.00	0.00	0.00
942	INTEREST					0.00	0.00	0.00	0.00
943	FEES					0.00	0.00	0.00	0.00
944						0.00	0.00	0.00	0.00
945	TOTAL								
946	TOTAL DEBT SERVICE					0.00	0.00	0.00	0.00
947									
948									
949	TOTAL OPERATING FUND								
950	AND DEBT SERVICE					13,706,604.00	2,771,501.35	69,739.13	10,865,363.52
951									
952									
953	***TECHNOLOGY EXPENSES TO BE								
954	FUNDED					67,000.00	22,350.71	10,567.92	34,081.37
955									
956									
957	REFERENCE GUIDE								
958									
959	HS				ST COMP		STATE COMPENSATORY		
960	MS	HIGH SCHOOL			ESL		ENGLISH/SPANISH LANGUAGE		
961	PS	MIDDLE SCHOOL			VOC		VOCATIONAL EDUCATION		
962	ES	PRIMARY SCHOOL			G/T		GIFTED/TALENTED EDUCATION		
963		ADMINISTRATION							
964									
965									
966									
967									
968	199-GENERAL FUND								
969						BUDGETED	RECEIVED		BALANCE
970	TAXES-CURRENT YEAR					5,583,234.00	750,625.38		4,832,608.62
971	TAXES-PRIOR YEAR					100,000.00	47,598.49		52,401.51
972	TAXES-PENALTIES					100,000.00	12,495.63		87,504.37
973	TAXES-INTEREST					0.00	434.79		-434.79
974	DRIVER EDUCATION TUITION					0.00	0.00		0.00
975	TUITION-SUMMER SCHOOL					0.00	0.00		0.00
976	EARNING FROM PERMANENT INVESTMENTS					3,200.00	0.00		3,200.00
977	EARNING FROM TEMPORARY INVESTMENTS					25,000.00	19,156.23		5,843.77
978	RENTAL OF FACILITIES					5,000.00	1,800.00		3,200.00
979	GIFTS/BEQUESTS-MEREDITH-					0.00	77,792.56		-77,792.56
980	GIFTS/BEQUESTS-MEREDITH-HS BAND					0.00	0.00		0.00
981	GIFTS/BEQUESTS-HS WEIGHT ROOM					0.00	0.00		0.00
982	GIFTS/BEQUESTS-MEREDITH-ES PLAYG					0.00	0.00		0.00
983	GIFTS/BEQUESTS					0.00	43,720.00		-43,720.00
984	INSURANCE RECOVERY					0.00	2,546.55		-2,546.55
985	ATHLETIC ACTIVITY					50,000.00	42,817.45		7,182.55
986	MISC REVENUE-FISCAL AGENT FEE					52,000.00	0.00		52,000.00
987	TAXES-CED					0.00	0.00		0.00
988	MISC REVENUE-LOCAL SOURCES					10,000.00	8,791.07		1,208.93

MINEOLA INDEPENDENT SCHOOL DISTRICT

2017-2018 REVENUE

	A	B	C	D	E	F	G	H	I
989	CITY OF MINEOLA					6,500.00	0.00		6,500.00
990	HEAD START REIMBURSEMENT					96,000.00	34,588.84		61,411.16
991	TOTAL					6,030,934.00	1,042,366.99		4,988,567.01
992									
993	PER CAPITA					301,359.00	82,091.00		219,268.00
994	STATE FOUNDATION					6,888,817.00	3,617,903.00		3,270,914.00
995	STATE REVENUE					0.00	0.00		0.00
996	TRS ON BEHALF					547,397.00	48,859.15		498,537.85
997	TOTAL					7,737,573.00	3,748,853.15		3,988,719.85
998									
999	SCHOOL HEALTH & REALTED SERVICES					25,000.00	4,374.70		20,625.30
1000									
1001	SALE OF REAL PROPERTY					0.00	9.00		-9.00
1002									
1003	TAX MAINTENANCE NOTE					0.00	0.00		0.00
1004									
1005	TOTAL OPERATING REVENUE					13,793,507.00	4,795,603.84	0.00	8,997,903.16
1006									
1007	599-DEBT SERVICE								
1008									
1009	TAXES-CURRENT					0.00	0.00		0.00
1010	TAXES-PRIOR YEARS					0.00	0.00		0.00
1011	TAXES-PENALTIES					0.00	0.00		0.00
1012	TAXES-INTEREST					0.00	0.00		0.00
1013	EARNINGS FROM TEMPORARY INVESTMENTS					0.00	0.00		0.00
1014	TOTAL					0.00	0.00		0.00
1015									
1016	STATE REVENUE-TEA					0.00	0.00		0.00
1017									
1018	TOTAL DEBT SERVICE REVENUE					0.00	0.00		0.00
1019									
1020	TOTAL OPERATING FUND								
1021	AND DEBT SERVICE					13,793,507.00	4,795,603.84	0.00	8,997,903.16
1022									

	A	B	C	D	E	F	G	H	I
1023									
1024	MINEOLA INDEPENDENT SCHOOL DISTRICT								
1025									
1026	FUND 199			YEAR TO DATE CASH FLOW				Local Maint	Designated
1027	BEGINNING CASH BALANCE							-21,225.59	
1028	BEGINNING TEXPOOL/CD/SAVINGS							2,090,940.24	4,078,681.61
1029									
1030							0.00		
1031	ACCURED PAYROLL REVERSAL						534,132.44		
1032	ACCURED PAYROLL					0.00			
1033	AUDITOR'S ADJUSTMENTS					0			
1034	REVENUE TO DATE					4,795,603.84		0.00	0.00
1035	ACCOUNT RECEIVABLE					568,262.00			
1036	EXPENDITURES TO DATE						2,771,501.35		0.00
1037	DUE FROM TEA						-106,155.00		
1038	ACCOUNT PAYABLE						-849.51		
1039									
1040	ENDING CASH BALANCE							78,847.49	
1041	ENDING TEXPOOL/CD BALANCE							4,156,103.72	4,078,681.61
1042									
1043	UNENCUMBERED BALANCE							4,156,103.72	4,078,681.61
1044	TRANSFER OUT TO WC SSA					0.00			
1045									
1046	TOTAL								8,313,632.82
1047									
1048	GRAND TOTAL TEXPOOL/CD FOR LOCAL MAINTENANCE								
1049									
1050	FUND 599			\$				Debt Service	
1051	BEGINNING CASH BALANCE							0.00	
1052	BEGINNING TEXPOOL BALANCE							108,162.01	
1053									
1054	REVENUE TO DATE					278.68			
1055									
1056	EXPENDITURES TO DATE						0.00		
1057									
1058	ENDING CASH BALANCE							0.00	
1059	ENDING TEXPOOL BALANCE							108,440.69	
1060									
1061	JULY PRINCIPAL/INTEREST PAYMENT							0.00	
1062									
1063	UNENCUMBERED BALANCE							108,440.69	
1064									
1066									
1067	GRAND TOTAL TEXPOOL FOR DEBT SERVICE								
1068									
1069									

MINEOLA INDEPENDENT SCHOOL DISTRICT

Executive Financial Summary

November 30, 2017

General Bank Accounts

Local Maintenance

Fund 199-Operating Fund	78,847.49	
Fund 410-Instructional Materials Allotment	0.00	
Fund 429-State Funded Special Program	0.00	
Fund 434-SSA Visually Impaired	0.00	
Fund-437-SSA Special Education	140,171.98	
Fund 459-SSA Supernet II	60,818.75	
Fund 499-State Funded	0.00	
TOTAL		279,838.22

Consolidated

Fund 204-Drug Free Schools	0.00	
Fund 211-Title 1	-34,098.02	
Fund 244-Vocational Grant	0.00	
Fund 255-Class Reduction	0.00	
Fund 270-Title VI-Rural & Low Income	0.00	
Fund 289-Title IV	0.00	
Fund 313-IDEA-Part B-Shared Services	-71,027.75	
Fund 314-IDEA Part B-Preschool-Shared Service	-2,347.43	
Fund 315-IDEA Part B-Discretionary	-51,960.71	
TOTAL		-159,433.91

Cafeteria

Food Service	22,173.64	
TOTAL		22,173.64

Interest & Sinking

Debt Service	0.00	
TOTAL		0.00

\$

ACTIVITY FUND MANAGEMENT

Mineola Independent School District

MISD District Improvement Fund	55,640.96	
Head Start	444.50	
District Lost Book Account	1,541.35	
TOTAL		57,626.81

Mineola Primary School

Advisory Council	7,284.80	
Yearbooks	1,418.20	

Box Tops	3,620.15	
Flower Fund	1,792.44	
Jacket Dads	306.00	
Library Fund	4,285.85	
T-Shirts	20.85	
Teacher Gifts	11,498.83	
Title I Book Acct	405.00	
School Vending	4,087.23	
Benevolent Fund	13,943.44	
Lounge Vending	1,927.31	
TOTAL		50,590.10

Mineola Elementary School

Teacher Gifts	3,222.19	
School Annual	3,672.62	
Benevolent Fund	3,305.53	
Advisory Council	4,815.64	
Flower Fund	671.60	
Library Fund	3,239.03	
Lounge Vending	30.05	
Jump Rope	1,737.75	
School Vending	28,784.36	
P. E.	7.46	
Kiwanis Kids	1,320.73	
Super Dads	268.74	
TOTAL		51,075.70

Mineola Middle School

AVID	481.12	
PE-MS	-132.24	
Flower Fund	624.71	
MS Band	0.00	
Advisory Council	1,364.80	
Choir	1,386.44	
MS Cheerleaders	488.68	
MS Yearbook	2,475.22	
Junior Honor Society	663.25	
Athletic Boosters	614.90	
Library Fund	409.33	
Lounge Vending	1,225.15	
FCA-MS	5,194.96	
Builder's Club	748.77	
Spirit Crew	758.50	
School Vending	13,770.08	
Benevolent Fund	6,413.31	
Science Club	0.00	
Student Council	2,517.37	
TOTAL		39,004.35

Mineola High School

Athletic Boosters	37,897.43	
Art	994.23	

Auto Mechanics	452.30	
Anchor Club	223.92	
Annual Staff	8,659.76	
Athletic Vending	10,250.83	
Athletic Equipment Donations	1,357.28	
Band Fund	30,496.18	
Band Boosters	49,322.75	
Business Club	338.82	
D. E. C. A.	966.90	
Fellowship of Christian Athletes	3,538.44	
Future Farmers of America	6,144.89	
Future Homemakers of America	792.76	
Fishing Club	2,670.21	
Class of 2020	1,302.50	
Benevolent Fund	1,485.22	
Testing/Tuition	4,509.45	
Lounge Vending	238.77	
Student Technology Assoc	47.56	
I-Pad fees	17,514.90	
Choir	1,675.59	
Class of 2018	9,859.98	
Key Club	2,012.95	
Library Fund	763.92	
S.P.I.E. Grant	0.00	
Junior Historians	645.97	
National Honor Society	510.00	
Nature Trail	51.64	
Summer Camp	186.20	
Project Graduation	0.00	
H. S. Players/Drama	2,163.20	
Flower Fund	1,416.55	
Student Council	734.81	
Scholarship Fund	30,263.00	
Class of 2019	3,553.61	
Soccer Club	754.60	
Class of 2021	40.00	
Slot Car Racing	229.65	
Girl's Athletic Scholarship	95.99	
Varsity Cheerleaders	4,928.14	
AVID	159.81	
School Vending	15,935.51	
TOTAL		255,186.22

WOOD COUNTY SPECIAL EDUCATION SSA


Activity Fund	587.54	
TOTAL		587.54

**PORTFOLIO SUMMARY
ACTIVITY FOR MONTH ENDING
November 30, 2017**

CERTIFICATE OF DEPOSIT/SAVINGS

<i>Investments</i>	<i>Cost</i>	<i>Market</i>	<i>Ratio</i>	<i>Interest Rate</i>
Beginning of period	7,478,809.43	1,974,266.30	100.00%	
Deposits	705,120.07			
Withdrawals	350,000.00			
End of period	7,833,929.50	7,833,929.50		
Interest Accrued	11,051.35			
End of Period				
Bank Texas				
CD # 8025567	269,645.76	269,645.76	100.00%	1.00%
Bank Texas				
CD # 8025872	1,087,750.01	1,087,750.01	100.00%	1.00%
First National Bank-Gilmer in Mineola				
CD # 1005229	245,727.14	245,727.14	100.00%	0.75%
Mineola Community				
CD # 01-00542339-9	163,089.87	163,089.87	100.00%	0.60%
First National Bank-Gilmer in Mineola				
Savings #3830656862	5,859,243.67	5,859,243.67	0.00%	1.14%
City National Bank				
CD #10305497	208,053.52	208,473.05	100.00%	0.80%

This report is in compliance with the investment strategies as approved by the Public Funds Investment Act



 Investment Officer

**TEXPOOL
PORTFOLIO SUMMARY
ACTIVITY FOR MONTH ENDING
November 30, 2017**

LOCAL MAINTENANCE

<i>Investments</i>	<i>Cost</i>	<i>Market</i>	<i>Ratio</i>	<i>Interest Rate</i>
Beginning of period	400,510.01	400,510.01	100.00%	1.05%
Deposits	0.00			
Withdrawals	0.00			
Interest accrued	345.82			
End of Period	400,855.83	400,855.83	100.00%	1.05%

This report is in compliance with the investment strategies as approved by the Public Funds Investment Act

Investment Officer




**TEXPOOL
PORTFOLIO SUMMARY
ACTIVITY FOR MONTH ENDING
November 30, 2017**

FOOD SERVICE

<i>Investments</i>	<i>Cost</i>	<i>Market</i>	<i>Ratio</i>	<i>Interest Rate</i>
Beginning of period	22,154.53	22,154.53	100.00%	1.05%
Deposits	0.00			
Withdrawals	0.00			
Interest accrued	19.11			
End of Period	22,173.64	22,173.64	100.00%	1.05%

This report is in compliance with the investment strategies as approved by the Public Funds Investment Act


Investment Officer

**TEXPOOL
PORTFOLIO SUMMARY
ACTIVITY FOR MONTH ENDING
November 30, 2017**

INTEREST & SINKING

<i>Investments</i>	<i>Cost</i>	<i>Market</i>	<i>Ratio</i>	<i>Interest Rate</i>
Beginning of period	108,347.11	108,347.11	100.00%	1.05%
Deposits	0.00			
Withdrawals	0.00			
Interest accrued	93.58			
End of Period	108,440.69	108,440.69	100.00%	1.05%

This report is in compliance with the investment strategies as approved by the Public Funds Investment Act


Investment Officer

**TEXPOOL
PORTFOLIO SUMMARY
ACTIVITY FOR MONTH ENDING
November 30, 2017**

WORKERS COMPENSATION

<i>Investments</i>	<i>Cost</i>	<i>Market</i>	<i>Ratio</i>	<i>Interest Rate</i>
Beginning of period	422,513.34	422,513.34	100.00%	1.05%
Deposits	0.00			
Withdrawals	663.00			
Interest accrued	364.44			
End of Period	422,214.78	422,214.78	100.00%	1.05%

This report is in compliance with the investment strategies as approved by the Public Funds Investment Act



Investment Officer

**EDWARD JONES
PORTFOLIO SUMMARY
ACTIVITY FOR MONTH ENDING
November 30, 2017**

MARILYN MERRITT WILSON TRUST

<i>Investments</i>	<i>Cost</i>	<i>Market</i>	<i>Original Value</i>	<i>Ratio</i>	<i>Combined Interest Rate</i>
Beginning of period	540,418.61	535,944.73	435,931.44	100.00%	0.00%
Assets added	0.00		30,254.70		
Assets added	0.00		52.82		
Deposits-Interest	0.00		44,842.52		
Scholarships	0.00		5,000.00		
Change in Value YTD	4,641.61		38,978.74		
End of Period	545,060.22	545,060.22	545,060.22	100.00%	0.00%

This report is in compliance with the investment strategies as approved by the Public Funds Investment Act



 Investment Officer

**EDWARD JONES
PORTFOLIO SUMMARY
ACTIVITY FOR MONTH ENDING
November 30, 2017**

DAN PEACOCK TRUST

<i>Investments</i>	<i>Cost</i>	<i>Market</i>	<i>Original Value</i>	<i>Ratio</i>	<i>Combined Interest Rate</i>
Beginning of period	17,977.60	17,977.60	16,094.29	100.00%	0.00%
Assets Added	0.00		500.00		
Deposits-Interest	0.00		1,080.72		
Scholarships	0.00		1,000.00		
Change in Value YTD	30.21		1,332.80		
End of Period	18,007.81	18,007.81	18,007.81	100.00%	0.00%

This report is in compliance with the investment strategies as approved by the Public Funds Investment Act



Investment Officer

**EDWARD JONES
PORTFOLIO SUMMARY
ACTIVITY FOR MONTH ENDING
November 30, 2017**

G. W. ENGLISH TRUST

<i>Investments</i>	<i>Cost</i>	<i>Market</i>	<i>Original Value</i>	<i>Ratio</i>	<i>Combined Interest Rate</i>
Beginning of period	272,598.68	272,598.68	235,708.14	100.00%	0.00%
Deposits-Interest	0.00		22,194.29		
Scholarships	0.00		3,000.00		
Change in Value YTD	2,351.63		20,047.88		
End of Period	274,950.31	274,950.31	274,950.31	100.00%	0.00%

This report is in compliance with the investment strategies as approved by the Public Funds Investment Act




 Investment Officer

**MINEOLA COMMUNITY BANK
PORTFOLIO SUMMARY
ACTIVITY FOR MONTH ENDING
November 30, 2017**

JUDGE TRUST

<i>Investments</i>	<i>Cost</i>	<i>Market</i>	<i>Ratio</i>	<i>Interest Rate</i>
Beginning of period				
CD	20,943.00	20,943.00	100.00%	0.60%
CD	24,329.52	24,329.52	100.00%	0.60%
CD	26,814.59	26,814.59	100.00%	0.60%
SAVINGS ACCT	4,609.61	4,609.61	100.00%	0.25%
Deposits	0.00			
Withdrawals	0.00			
Quarterly Interest	0.00			
End of Period	4,609.61			
CD	20,943.00	20,943.00	100.00%	0.60%
CD	24,329.52	24,329.52	100.00%	0.60%
CD	26,814.59	26,814.59	100.00%	0.60%
SAVINGS ACCT	4,609.61	4,609.61	100.00%	0.25%

This report is in compliance with the investment strategies as approved by the Public Funds Investment Act



 Investment Officer

**TEXPOOL
PORTFOLIO SUMMARY
ACTIVITY FOR MONTH ENDING
November 30, 2017**

WOOD COUNTY SPECIAL EDUCATION SHARED SERVICES ARRANGEMENT

<i>Investments</i>	<i>Cost</i>	<i>Market</i>	<i>Ratio</i>	<i>Interest Rate</i>
Beginning of period	614,616.50	614,616.50	100.00%	1.05%
Deposits	0.00			
Withdrawals	0.00			
Interest accrued	530.72			
End of Period	615,147.22	615,147.22	100.00%	1.05%

This report is in compliance with the investment strategies as approved by the Public Funds Investment Act



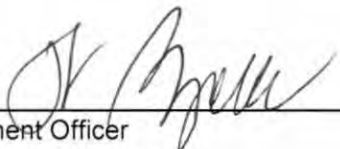
 Investment Officer

**TEXPOOL
PORTFOLIO SUMMARY
ACTIVITY FOR MONTH ENDING
November 30, 2017**

**WOOD COUNTY SPECIAL EDUCATION SHARED SERVICES ARRANGEMENT
WORKER'S COMPENSATION**

<i>Investments</i>	<i>Cost</i>	<i>Market</i>	<i>Ratio</i>	<i>Interest Rate</i>
Beginning of period	19,458.48	19,458.48	100.00%	1.05%
Deposits	0.00			
Withdrawals	520.25			
Interest accrued	16.81			
End of Period	18,955.04	18,955.04	100.00%	1.05%

This report is in compliance with the investment strategies as approved by the Public Funds Investment Act



 Investment Officer

CHECK DATE	CHECK NUMBER	CHECK VENDOR	INVOICE NUMBER	INVOICE DESCRIPTION	AMOUNT
10/31/2017	71220	COURTYARD MARRIOT	Baseball c	THSECA-Baseball Clinic	-704.14
11/03/2017	71308	BRANNAN, CHRIS	meals stat	meals state contest	5,760.00
11/03/2017	71309	DRURY INN & SUITES S	state marc	hotel for state uil band	12,957.75
11/13/2017	71310	WILLIAMSON, BRANDON	contest me	LDE contest meal 11/4/17	320.00
11/13/2017	71310	WILLIAMSON, BRANDON	contest me	LDES contest meal 11/4/17	80.00
11/13/2017	71310	WILLIAMSON, BRANDON	dist conte	dist contest meals 11-19-2017	300.00
11/14/2017	71311	HOLIDAY INN	STATE VOLL	Hotel for State Volleyball Tourney	371.94
11/16/2017	71312	ACE HARDWARE	STMT DATE	Maintenance Supply	609.80
11/16/2017	71313	ADAMS, JOE	off/MS-FB/	off/MS-FB/11-09-17	90.00
11/16/2017	71314	ADVANTAGE OFFICE PRO	0277044-00	Classroom Supplies - 5th grade - W. Benningfield	100.02
11/16/2017	71315	AG-POWER INC	3117604	Gator Keys	8.34
11/16/2017	71315	AG-POWER INC	3113877,31	Mowing equipment	41.02
11/16/2017	71316	ALERT SERVICES, INC	5012750	Zoll AED plus complete kit Zoll Pediatric Electrode Kit	2,735.00
11/16/2017	71316	ALERT SERVICES, INC	5013298	Ice Bags,Cando Bands, Foam Roller,Digital Timer,Cooler Cleaner	617.55
11/16/2017	71317	AMERICAN FIRE PROTEC	120207	Install new fire alarm panel at auto shop.	1,400.00
11/16/2017	71317	AMERICAN FIRE PROTEC	120206	Install new fire alarm systems at MS portable and HS portable by Band hall Inv. 120206	6,900.00
11/16/2017	71318	ARK-LA-TEX SHREDDING	890294	Shredding	720.00
11/16/2017	71319	ARMSTRONG, DEBORAH	trv/Nov/DA	trv/Nov/DA	95.83
11/16/2017	71320	ARMSTRONG, JOSEPH	TRV/OCT/JA	Trv/Oct/JA	24.16
11/16/2017	71321	AT&T	11/1 - 11/	11/1 - 11/30/2017	199.75
11/16/2017	71322	AT&T LONG DISTANCE	October 20	October 2017	86.54
11/16/2017	71323	AUTOMATIC PROPANE GA	33755235	33755235	45.38
11/16/2017	71323	AUTOMATIC PROPANE GA	0011800029	0011800029	24.00
11/16/2017	71324	BARBIN FENCE, INC	BF116132	Patten St Main Gate Repairs	1,044.70
11/16/2017	71325	BARNES & NOBLE BOOKS	3560487	dictionaries for uil for Shannon Kindle	15.96
11/16/2017	71325	BARNES & NOBLE BOOKS	credit	credit	-15.96
11/16/2017	71325	BARNES & NOBLE BOOKS	trn: 0817	dictionaries for uil for Shannon Kindle	63.84
11/16/2017	71326	BAXTER SALES COMPANY	267887	Custodial supply INV. 267887	2,867.89
11/16/2017	71326	BAXTER SALES COMPANY	269171	Custodial supply	1,946.25
11/16/2017	71327	BIG SANDY ISD	JV-BB 12/	JV Boys Basketball Tournament	175.00
11/16/2017	71328	BOGUE, DONNA	consulting	Consulting Services for Erate Support	2,700.00
11/16/2017	71329	BRANNAN, CHRIS	trv/Nov/CB	trv/Nov/CB	520.21
11/16/2017	71330	BREAKOUT, INC	10816	Breakout EDU kit	125.00
11/16/2017	71331	BROOKS, MATT	off/HS-FB/	off/HS-FB/11-10-17	95.00
11/16/2017	71332	BROWN, ELIJAH	off/MS-BB/	off/MS-BB/11-6-17	165.00
11/16/2017	71333	BROWNSBORO BOOSTER C	girls BB t	Girls Basketball Tournament Fee	295.00
11/16/2017	71334	BUCK'S COLLISION CEN	71455	Bus Repair Parts	61.81
11/16/2017	71335	BUSBY, MARK	off/JV-FB/	off/JV-FB/11-2-17	91.73
11/16/2017	71336	CADE'S BUILDING MATE	00509428/1	Ag. supplies for October	471.31
11/16/2017	71336	CADE'S BUILDING MATE	509336	Plywood and foam board for set designs for drama productions	190.32
11/16/2017	71336	CADE'S BUILDING MATE	stmt date	Building Materials	2,037.16
11/16/2017	71453	CADE'S BUILDING MATE	509428/178	ag supplies for October	471.31
11/16/2017	71453	CADE'S BUILDING MATE	509336-1	drama	190.32
11/16/2017	71453	CADE'S BUILDING MATE	162822 oct	maint supply oct	1,375.53
11/16/2017	71337	CAPITAL ONE CORPORAT	plate #133	T-48 Registration and Title	27.00
11/16/2017	71337	CAPITAL ONE CORPORAT	7306000220	Airfare/Assessment Conference to Blending Site Visit to Houston	230.20
11/16/2017	71337	CAPITAL ONE CORPORAT	Buc-ee's 1	TASA/TASB Conference - Gasoline	15.94
11/16/2017	71338	CASTLEBERRY, AMY	trv/Nov/AC	trv/Nov/AC	26.46
11/16/2017	71339	CENTERPOINT ENERGY R	10/03-11/0	10/03-11/01/2017	1,082.81
11/16/2017	71340	CHAFFIN, RUSSELL	off/MS-FB/	off/MS-FB/11-09-17	90.00
11/16/2017	71341	CHAIRSLIPPER.COM	13107	Chair slippers	276.85
11/16/2017	71342	CHERYL'S LAKE COUNTR	for funera	Plant for funeral - Jack Sauer (father of David Sauer)	65.00

CHECK DATE	CHECK NUMBER	CHECK VENDOR	INVOICE NUMBER	INVOICE DESCRIPTION	AMOUNT
11/16/2017	71343	CHICKEN EXPRESS	11-2-17	Girls Basketball Game on 11/2/17	90.00
11/16/2017	71344	CKL SOLUTIONS	TW16755	parts to repair dryer.	41.00
11/16/2017	71344	CKL SOLUTIONS	16750	repaired washing machine.	181.00
11/16/2017	71345	CLAIMS ADMINISTRATIV	33652	cas final audit 16/17	707.00
11/16/2017	71346	CLASSROOMDIRECT	2081193989	Seat Sacks for second grade to assist storage with tables	1,479.80
11/16/2017	71346	CLASSROOMDIRECT	3081029145	Classroom Supplies for Word Study, Workstations, and Instructional Lessons for first grade	178.22
11/16/2017	71346	CLASSROOMDIRECT	3081029157	Dictionary and Thesaurus for Tina Peterson	1,436.40
11/16/2017	71347	CORPUZ, JONATHAN	off/VB/10-	off/VB/10-30-17	192.18
11/16/2017	71348	COURTYARD MARRIOT	1/11-1/13/	THSBCA-Baseball Convention	425.10
11/16/2017	71349	CYNERGY TECHNOLOGY B	LV45348	Network Switch Aerohive AP 250 3YR Renewal License UPS	26,260.50
11/16/2017	71350	DAIRY QUEEN	for BB 11/	Meals for HS Basketball Game on 11/11/17	82.00
11/16/2017	71351	DAVIS, WILLIAM	off/VB/11-	off/VB/11-2-2017	117.45
11/16/2017	71352	DILLER, NATHAN	off/MS-BB/	off/MS-BB/11-6-17 (girls)	153.60
11/16/2017	71353	DOOR CONTROL SERVICE	SMINV14225	200 key blanks	244.00
11/16/2017	71354	DRAMATISTS PLAY SERV	SO_0000047	UIL One Act Play royalty fees for Chemical Imbalance	80.00
11/16/2017	71355	DUDLEY, MICHELLE	TRV/NOV/MD	TRV/NOV/MD	77.38
11/16/2017	71356	DUKO OIL CO, INC	182513/618	Diesel and Gasoline, Tank Sticks	5,305.11
11/16/2017	71357	EBERHARDT, LORI	off/VB/10-	off/VB/10-30-17	152.08
11/16/2017	71358	EDGEWOOD ISD	Legal Upda	Legal Update Session - Holly Mischnick	25.00
11/16/2017	71359	ELITE REFINISHERS	2790	Screen & Recoat,Paint Weight Platforms at the Field House	3,600.00
11/16/2017	71360	EPS/SCHOOL SPECIALTY	2025014931	Dyslexia Supplies - Bardwell	62.10
11/16/2017	71361	FAUSS, ANDY	off/HS-FB/	off/HS-FB/11-10-17	121.40
11/16/2017	71362	FCCLA	1250002	FCCLA Leadership Conference Invoice 1250002 Region 3	390.00
11/16/2017	71363	FLATT STATIONERS, IN	255438-00	supplies for office-Jennifer Nugent	122.38
11/16/2017	71364	FRY, TERRY	off/VB/10-	off/VB/10-30-17	221.00
11/16/2017	71365	GALLIMORE, SCOTT	game worke	game worker/11-10-17	120.00
11/16/2017	71366	GOGGANS TIRE SERVICE	2159,2165,	Tire Mounts	390.00
11/16/2017	71366	GOGGANS TIRE SERVICE	2249	fix flat Inv. 2249	15.00
11/16/2017	71367	GOOLSBEE TIRE SERVIC	1-144029,1	Tires and Supplies	2,319.00
11/16/2017	71368	GOVERNMENTAL DATA SE	7531	2017 Printing and Processing and mailing 2017 tax statements \$5255.63	5,255.63
11/16/2017	71368	GOVERNMENTAL DATA SE	7534	2017 Tax Roll Books	592.35
11/16/2017	71369	GRAINGER	9591337143	Keys	67.55
11/16/2017	71369	GRAINGER	837451640	batteries	121.32
11/16/2017	71370	GRANT, STACEY	workshop 1	Workshop for Primary and Elementary Campus	1,056.00
11/16/2017	71371	HAMPTON, LISA	off/VB/11-	off/VB/11-2-2017	50.00
11/16/2017	71372	HEINEMANN	6847894	Intermediate Comprehension Toolkit Benchmark Assessment Big Lessons for Small Writers-DVD	4,920.26
11/16/2017	71373	KAMICO INSTRUCTIONAL	115284	TAKS connection Dev series books for Tina Peterson	91.90
11/16/2017	71374	KINDLE, SHANNON	trv/Nov/SK	trv/Nov/SK	85.43
11/16/2017	71375	KNIPP, JENNIFER	trv/Nov/JK	trv/Nov/Jk	59.57
11/16/2017	71376	LAKE COUNTRY CLEANER	2463	Lab Coats Cleaned	60.00
11/16/2017	71377	LONDON, CASEY	game worke	game worker/11-10-17	40.00
11/16/2017	71378	LONDON, CHAMAR	game worke	game worker/11-2-17	25.00
11/16/2017	71378	LONDON, CHAMAR	game worke	game worker/11-9-17	40.00
11/16/2017	71378	LONDON, CHAMAR	game worke	game worker/11-10-17	40.00
11/16/2017	71379	LONGVIEW PARD	TOURNEY 2/	Varsity/JV Softball Tourney	575.00
11/16/2017	71380	LOWE'S	000951	Building Supplies and tools to build ramps and stairs for portables	373.71
11/16/2017	71380	LOWE'S	02969	Building supply for Portables and shop supply.	65.65
11/16/2017	71381	M & M AIR CONDITIONI	0003207/32	Inv. 3209 -3207 -3208	1,137.00
11/16/2017	71381	M & M AIR CONDITIONI	0003149,00	Inv. 3149 & 3151 Diagnosed room 11 Elementary and Middle school room 207.	238.00
11/16/2017	71382	MARSHALL SPEECH AND	debate-ent	CX Debate Entry-1 Team	15.00
11/16/2017	71383	MATHESON TRI-GAS, IN	16228508	Acetylene-large High Pressure-Large High Pressure-Medium	36.63

CHECK DATE	CHECK NUMBER	VENDOR	INVOICE NUMBER	INVOICE DESCRIPTION	AMOUNT
11/16/2017	71384	MCGRAW, DEBORAH	off/VB/11-	off/VB/11-2-2017	90.10
11/16/2017	71385	MELVIN, SCOTT	game worke	game worker/11-10-17	120.00
11/16/2017	71386	MINEOLA ISD TAX COLL	auto 11-2-	auto 11-2-2017	200.00
11/16/2017	71386	MINEOLA ISD TAX COLL	Auto 11-6-	Auto 11-6-2017	1,787.65
11/16/2017	71386	MINEOLA ISD TAX COLL	Auto 11-3-	Auto 11-3-2017	1,188.49
11/16/2017	71386	MINEOLA ISD TAX COLL	Auto 11-10	Auto 11-10-2017	25.99
11/16/2017	71386	MINEOLA ISD TAX COLL	Auto 11-13	Auto 11-13-2017	129.00
11/16/2017	71386	MINEOLA ISD TAX COLL	Auto 11-15	Auto 11-15-2017	1,189.54
11/16/2017	71387	MOBYMAX, LLC	103652	TEACHER LICENSE FOR MOBY MAX	99.00
11/16/2017	71388	MPRINTS PRINTING, IN	1727209	transportation forms	56.62
11/16/2017	71389	MR D'S 10 MINUTE OIL	3-0050915.	Van Inspection	7.00
11/16/2017	71390	MUNICIPAL SERVICES B	ref:TAD018	ref:TAD018	3.49
11/16/2017	71391	NEELY, MATT	game worke	game worker/11-9-17	40.00
11/16/2017	71392	NOLAN, JIM	off/HS-FB/	off/HS-FB/11-10-17	95.00
11/16/2017	71393	PENDER'S MUSIC COMPA	380142	holiday music for concerts	293.39
11/16/2017	71394	PERDUE, BRANDON, FIE	delinq for	delinq for Oct 2017 - attorney fees	2,482.22
11/16/2017	71395	PHILLIPS, RANDY	316490	Remotes for high school gate. 2ea. Maintenance	162.00
11/16/2017	71396	PIZZA HUT, INC	232132	Meals for JH Boys Football on 10/19/17	249.24
11/16/2017	71396	PIZZA HUT, INC	232138	MS Football Meals on 11/2/17	291.13
11/16/2017	71397	PIZZA HUT	232136	Meals for FFA contest	89.92
11/16/2017	71398	POWELL, BRETT	trv/Nov/BP	trv/Nov/BP	73.76
11/16/2017	71399	PREFERRED ON-SITE FL	2171	Bus Diagnostic- T-35	249.54
11/16/2017	71400	PRO-ED, INC	2676436	Dyslexia Supplies - S. Bardwell	143.75
11/16/2017	71401	QUILL CORPORATION	1949758	ink cartridges for art room-Shelly Self	102.82
11/16/2017	71401	QUILL CORPORATION	1949759	ink for printer in David Smith's room	33.99
11/16/2017	71401	QUILL CORPORATION	2175721	Gallon of Elmers glue for science labs	52.72
11/16/2017	71401	QUILL CORPORATION	2175711	Ink Cartridges	60.33
11/16/2017	71402	RAPTOR TECHNOLOGIES,	83501	Visitor Badges	100.00
11/16/2017	71403	REALLY GOOD STUFF, I	6275022	Samantha Bowker - First Grade Supplies for classroom	473.70
11/16/2017	71404	REGION 12 ESC	skyward-ag	Memorandum of Agreement for Skyward student software support	5,300.00
11/16/2017	71405	REGION IV EDUCATION	F71154	Engaging math for Allison Overall	102.00
11/16/2017	71406	RENAISSANCE LEARNING	D000130420	ELEM Accelerated Reader,Star Middle Accelerated Reader,Star Primary Accelerated Reader,Star	11,621.80
11/16/2017	71407	REPUBLIC SERVICES	0070-00260	0070-002602204	450.50
11/16/2017	71408	ROZELL SPRAYER MFG C	102766	400 Lb. Rye seed for baseball field	496.00
11/16/2017	71409	RUDD CONTRACTING CO,	380980-716	Repaired water leak in front of HS.	745.00
11/16/2017	71409	RUDD CONTRACTING CO,	381492-781	repaired water leak under slab at softball field bleachers	1,488.44
11/16/2017	71410	SAFETY-KLEEN SYSTEMS	ref:749375	Parts Washer Maintenance	158.00
11/16/2017	71411	SAM'S CLUB DIRECT	395632969	Ink for English Core printers for student and teacher use.	151.16
11/16/2017	71412	SAUER, MARCY	trv/Nov/MS	trv/Nov/MS	356.37
11/16/2017	71413	SAVALLO, ANGELA	off/VB/11-	off/VB/11-2-2017	80.00
11/16/2017	71414	SCHOOL SPECIALTY, IN	2081195389	Library Supplies - S. London	142.20
11/16/2017	71414	SCHOOL SPECIALTY, IN	2081195387	Classroom Supplies - 5th - L. Pierce	105.49
11/16/2017	71414	SCHOOL SPECIALTY, IN	3081029149	Supplies for Math Department-Bonnie Garrett	225.02
11/16/2017	71415	SEAGO, DAVID	off/JV-FB/	off/JV-FB/11-2-17	50.00
11/16/2017	71416	SHAW, PAUL SR	off/JV-FB/	off/JV-FB/11-2-17	50.00
11/16/2017	71416	SHAW, PAUL SR	off/MS-FB/	off/MS-FB/11-09-17	90.00
11/16/2017	71417	SHERWIN-WILLIAMS	8574-3	Paint for PS nurse.	23.44
11/16/2017	71418	SHULTZ HOUSE MOVING	(100)	(100)	9,189.17
11/16/2017	71419	SINCHES, DAVID	game worke	game worker/11-2-17	25.00
11/16/2017	71419	SINCHES, DAVID	game worke	game worker/11-9-17	40.00
11/16/2017	71419	SINCHES, DAVID	game worke	game worker/11-10-17	40.00
11/16/2017	71420	SMITH COUNTY LUMBER	360031	Chain saw-micro chain-fuel	476.29
11/16/2017	71421	SMITH, KELLY	game worke	game worker/11-10-17	120.00
11/16/2017	71422	SOCIAL STUDIES SCHOO	S/118018	Nystrom World Atlas - Atlas Pack	424.35

CHECK DATE	CHECK NUMBER	CHECK VENDOR	INVOICE NUMBER	INVOICE DESCRIPTION	AMOUNT
11/16/2017	71423	SUBWAY	1/A-233155	Meals for JV Football on 10/26/17	171.60
11/16/2017	71423	SUBWAY	1/A-234384	Varsity Football Meals on 11/3/17	235.95
11/16/2017	71423	SUBWAY	1/A-235267	Meals for JV Football Game on 11/9/17	150.15
11/16/2017	71424	SUCCEEDED, LLC	989504	SE 504,ELLA,RTI Annual Renewal Fee	3,973.75
11/16/2017	71425	SULLIVAN SUPPLY	0412153-IN	Ag. animal show supplies	702.64
11/16/2017	71426	SULPHUR SPRINGS HIGH	TOURNEY 2/	Varsity Softball Tourney	375.00
11/16/2017	71427	SUPERIOR FLEET SERVI	41622	School Bus Air Conditioner Parts	305.67
11/16/2017	71428	SUPERNET II	2017-2018	2017-2018	6,005.61
11/16/2017	71429	SYNCHRONY BANK	114-300582	Laser Jet Toner Cartridges	1,772.56
11/16/2017	71429	SYNCHRONY BANK	114-532792	1 Trigon Sports Procage "Ole 96er" Pro L-Screen Net Only,8x8 Feet	148.58
11/16/2017	71430	TATUM MUSIC CO, INC	LS141120,L	supplies for band	154.65
11/16/2017	71430	TATUM MUSIC CO, INC	247951	repair	45.00
11/16/2017	71430	TATUM MUSIC CO, INC	L141136,L2	supplies for band	365.70
11/16/2017	71430	TATUM MUSIC CO, INC	L141123,L2	supplies	271.85
11/16/2017	71430	TATUM MUSIC CO, INC	246183,246	repairs	103.00
11/16/2017	71431	THARP, CHARLOTTE	203	Education Foundation Document,Website,Voice Recording for Bond Video CTE Logos and Bond Voice Introduction Production,Segmenting Bond Video and Re-Rendering Production	600.00
11/16/2017	71432	THOENE, TODD	off/HS-FB/	off/HS-FB/11-10-17	121.40
11/16/2017	71433	TIPPS, DAVID	game worke	game worker/11-10-17	120.00
11/16/2017	71434	TUCK, MITCHELL	game worke	game worker/11-10-17	40.00
11/16/2017	71435	TUNNELL, KIM	TASA/TASB	TASA/TASB convention	127.70
11/16/2017	71436	TYLER JUNIOR COLLEGE	S0043744	Tuition for Free/Reduced lunch students TJC Fall 2017 Invoice 50043744 Vendor ID A00242446	10,312.50
11/16/2017	71437	TYLER STEEL COMPANY	227064	Steel for Ag metals class - October	92.08
11/16/2017	71438	UNIFIRST CORPORATION	8260943058	Uniform service	304.22
11/16/2017	71439	UNION GROVE ISD	Varsity BB	Varsity Basketball Tournament (March 1-3)	300.00
11/16/2017	71440	UNIVERSITY INTERSCH	18-0067	UIL State Marching Entry Fees	900.00
11/16/2017	71441	VAN ISD	JV Girls B	JV Girls Basketball Tournament	225.00
11/16/2017	71442	VANDOVER, JOHN	trv/Nov/JV	trv/Nov/JV	136.59
11/16/2017	71443	VISUAL TECHNIQUES, I	37403	Lamination Film	126.00
11/16/2017	71444	WAL-MART STORES TEXA	app#003513	Supplies for DNA science lab for Biology	23.68
11/16/2017	71444	WAL-MART STORES TEXA	app#003737	Office Supplies - Bryant	101.42
11/16/2017	71444	WAL-MART STORES TEXA	app#024992	SanDisk	32.79
11/16/2017	71444	WAL-MART STORES TEXA	app #02614	Supply	102.48
11/16/2017	71444	WAL-MART STORES TEXA	app #00242	Athletic Supplies	151.94
11/16/2017	71444	WAL-MART STORES TEXA	app#006617	AA batteries for teacher use	59.76
11/16/2017	71444	WAL-MART STORES TEXA	app#006272	Supplies for Senior Information/FASFA Night - Nov. 06, 2017	32.27
11/16/2017	71444	WAL-MART STORES TEXA	002885,007	Misc. supplies for Ag classrooms	122.38
11/16/2017	71444	WAL-MART STORES TEXA	app#010831	Supplies for admin office	160.27
11/16/2017	71444	WAL-MART STORES TEXA	app#010892	Meal for Board Meeting on 11/13/17	32.82
11/16/2017	71444	WAL-MART STORES TEXA	app#009873	Supplies for Veterans Day program refreshments for veterans	60.54
11/16/2017	71445	WALLER, JASON	off/HS-FB/	off/HS-FB/11-10-17	95.00
11/16/2017	71446	WELCH, SANDRA	off/VB/10-	off/VB/10-30-17	164.11
11/16/2017	71447	WILKINS, SCOTTY	off/FB/10-	off/FB/10-5-17	66.00
11/16/2017	71448	WILLIAMSON, BRANDON	contest me	contest meals 11-15-17	90.00
11/16/2017	71449	WOOD COUNTY SPECIAL	for 11-1-2	for 11-1-2017	46,775.33
11/16/2017	71450	WOOD COUNTY MONITOR	10/1 - 10/	10/1 - 10/31/2017 / Legal notice of bond	2,160.00
11/16/2017	71451	WOODY'S	067523	2 new vaccumes	500.00
11/16/2017	71452	THE WRITING ACADEMY	9259	Livestream Web. Student Sessions/Editing-Subj/Verb Agreement Livestream Web. Student Sessions/Revising-Question Analysis	300.00
11/16/2017	71336	CADE'S BUILDING MATE	00509428/1	Ag. supplies for October	-471.31
11/16/2017	71336	CADE'S BUILDING MATE	509336	Plywood and foam board for set designs for drama	-190.32

CHECK DATE	CHECK NUMBER	CHECK VENDOR	INVOICE NUMBER	INVOICE DESCRIPTION	AMOUNT
11/16/2017	71336	CADE'S BUILDING MATE	stmt date	productions Building Materials	-2,037.16
11/17/2017	71454	CAPITAL ONE CORPORAT	title fee	titel fee	1.00
11/29/2017	71455	LA QUINTA INN	state ffa	State Contest Rooms/Brandon Williamson	1,224.66
11/29/2017	71456	WILLIAMSON, BRANDON	state cont	state contest meals	300.00
11/30/2017	71457	ABLES-LAND, INC	987617-0	Time Cards	119.90
11/30/2017	71458	ACKER, MICHAEL	off/FB/11-	off/FB/11-24-17	198.80
11/30/2017	71459	AEP SOUTHWESTERN ELE	10-10/11-0	10-10/11-06-2017	18,410.25
11/30/2017	71460	AG-POWER INC	3123560	Maintenance supply	64.09
11/30/2017	71461	ALERT SERVICES, INC	5013762	5013762	279.00
11/30/2017	71462	AMERICAN MEDICAL CER	Phlebotomy	Testing fee for phlebotomy students 12/14/17 CTE	763.00
11/30/2017	71463	BARNES & NOBLE BOOKS	3566188	Books for focusing on Growth Mindset for teacher check out at central location	202.86
11/30/2017	71464	BASEBALL EXPRESS	INV0016175	10x10 Replacement Screen	289.45
11/30/2017	71465	BAXTER SALES COMPANY	269677,267	Custodial supply	2,739.13
11/30/2017	71465	BAXTER SALES COMPANY	267891	Custodial supply	1,941.45
11/30/2017	71466	BEACHUM, KEENAN	off/FB/11-	off/FB/11-24-17	151.69
11/30/2017	71467	BENCHMARK EDUCATION	336069	ACW Complete Book Set Grade 3-5 ACW Grade 2 English	5,000.00
11/30/2017	71468	BOWMAN, CAMERON	chain gang	chain gang worker-17	10.00
11/30/2017	71469	BRANNAN, CHRIS	MS regiona	MS regional - Dec. 1	225.00
11/30/2017	71470	BUDGET BUSINESS SYST	022989	Toner for Kyocera P7040 Yellow,Black,Magenta,Cyan	3,829.00
11/30/2017	71471	BURCKEL, BRAD	off/V-BB/1	off/V-BB/11-21-17	80.35
11/30/2017	71472	CANO, HUGO	off/BB/11-	off/BB/11-20-17	140.00
11/30/2017	71473	CAPITAL ONE CORPORAT	Assessment	Assessment Conference/Dudley&Knipp Parking & Fuel	209.29
11/30/2017	71473	CAPITAL ONE CORPORAT	Blended-Le	Blended Learning trip to Cisco- Rooms in Eastland LaQuinta	786.63
11/30/2017	71473	CAPITAL ONE CORPORAT	trv/blende	Blended Learning travel expenses	239.88
11/30/2017	71474	CAPO, KELSEY	off/V-BB/1	off/V-BB/11-21-17	88.11
11/30/2017	71475	CARLEX, INC	264234A	Spanish classroom supplies for two spanish teachers. There were NO materials left for these teachers.	565.13
11/30/2017	71476	CARSON, KYLE	off/BB/11-	off/BB/11-14-2017	151.20
11/30/2017	71477	CHEVRON	10/22 -11/	10/22 -11/21/17	394.69
11/30/2017	71478	CHUCK'S TRAVEL COACH	11525	2 Motor Coaches/Mineola To San Antonio.....Nov. 6-9,2017	7,200.00
11/30/2017	71479	CITY OF MINEOLA	10/10 -11/	10/10 -11/13/2017	5,770.77
11/30/2017	71480	CLEMENTS, GARY	off/MS-BB/	off/MS-BB/11-16-17	133.00
11/30/2017	71481	CORSO, MICHAEL	off/FB/11-	off/FB/11-24-17	172.00
11/30/2017	71482	DABBS, JACOB	chain gang	chain gang worker-17	30.00
11/30/2017	71483	DALLY, TOM	off/BB/11-	off/BB/11-20-17	152.00
11/30/2017	71484	DEMCO, INC	6253010	Library Supplies - S. London	359.03
11/30/2017	71485	DIEVENDORF, TERRI	MS OAP mea	MS OAP meals	180.00
11/30/2017	71486	DUDLEY, ROGER	off/FB/11-	off/FB/11-25-2017	105.00
11/30/2017	71487	ELLERBEE, KARA	trv/Sept&0	trv/Sept&Oct/KE	22.26
11/30/2017	71487	ELLERBEE, KARA	trv/Oct-No	trv/Oct-Nov/KE	37.10
11/30/2017	71488	EPSI, INC	377022	Football Playoff Game on 11/17/17	247.49
11/30/2017	71489	FASTENAL COMPANY	TXLIN28578	Custodial supply	328.79
11/30/2017	71489	FASTENAL COMPANY	TXLIN28366	custodial supply	56.02
11/30/2017	71490	FIRETROL PROTECTION	100502695	Service call on intercom and bells Primary/Middle	245.00
11/30/2017	71491	FORD, CODY	chain gang	chain gang worker-17	110.00
11/30/2017	71492	FORD, JACOB	chain gang	chain gang worker-17	10.00
11/30/2017	71493	FULLHOUSE, INC	off/BB/11-	off/BB/11-14-2017	144.00
11/30/2017	71494	GREEN, C R	Hudl Film	11 games @ \$50	550.00
11/30/2017	71495	HODDE, RICHARD	off/MS-FB/	off/MS-FB/10-5-2017	64.20
11/30/2017	71496	JOHN HARDY TRUSTEE	Hudson tru	Hudson trust	1,250.00
11/30/2017	71497	JONES, WILLIE	off/FB/11-	off/FB/11-25-2017	158.36
11/30/2017	71498	KAMICO INSTRUCTIONAL	115446	teachers series of diagnostic staar questions-Shannon Kindle	25.95
11/30/2017	71499	KAUFMAN HIGH SCHOOL	JV tennis	JV Tennis Tournament	140.00

CHECK DATE	CHECK NUMBER	CHECK VENDOR	INVOICE NUMBER	INVOICE DESCRIPTION	AMOUNT
11/30/2017	71499	KAUFMAN HIGH SCHOOL	V-tennis t	Varsity Tennis Tournament	160.00
11/30/2017	71500	LAKE COUNTRY CLEANER	band unifo	dry cleaning	784.00
11/30/2017	71501	LONDON, CHAMAR	game worke	game worker/11-24-17	50.00
11/30/2017	71501	LONDON, CHAMAR	game worke	game worker/11-25-17	50.00
11/30/2017	71502	LONDON, CURTIS	chain gang	chain gang worker-17	10.00
11/30/2017	71503	LOWE'S	2207454	lab materials for rocket launchers - science department	43.44
11/30/2017	71504	M & M AIR CONDITIONI	3025,3079,	Inv. 3025-3079-3436 ac repair science pod-Primary 212 and University gym.	3,364.00
11/30/2017	71505	MACK'S SPLIT RAIL BB	952683	Meal for Board Training om 11/14/17	84.95
11/30/2017	71506	MEADOWS, BECKY	TRV/NOV/BM	TRV/NOV/BM	65.01
11/30/2017	71507	MEDINA, AMANDA	off/BB/11-	off/BB/11-14-2017	120.00
11/30/2017	71507	MEDINA, AMANDA	off/MS-BB/	off/MS-BB/11-16-17	105.00
11/30/2017	71507	MEDINA, AMANDA	off/V-BB/1	off/V-BB/11-21-17	70.00
11/30/2017	71508	MINEOLA ISD TAX COLL	auto 11-20	auto 11-20-2017	606.29
11/30/2017	71508	MINEOLA ISD TAX COLL	auto 11-17	auto 11-17-2017	404.59
11/30/2017	71508	MINEOLA ISD TAX COLL	auto 11-22	auto 11-22-2017	174.70
11/30/2017	71508	MINEOLA ISD TAX COLL	Auto 11-27	Auto 11-27-2017	2,725.85
11/30/2017	71508	MINEOLA ISD TAX COLL	auto 11-28	auto 11-28-2017	196.63
11/30/2017	71509	MOODY'S SAND, GRAVEL	0009060	12 yards of sand for sand box at Primary playground.	160.00
11/30/2017	71510	NEAL, RODNEY	off/FB/11-	off/FB/11-25-2017	138.52
11/30/2017	71511	NEWMARK LEARNING	336225	STAAR practice books for Jennifer Reece	61.58
11/30/2017	71512	NORTH TEXAS TOLLWAY	10/12-11/1	10/12-11/11/17	3.18
11/30/2017	71513	THE NORTHEAST TEXAS	905	Funding Year 2017-2018 NET Support and Services	12,000.00
11/30/2017	71514	PALMER, DONNA	trv/Nov/DP	trv/Nov/DP	141.76
11/30/2017	71515	PEARSON EDUCATION	11411552	Dyslexia Program Supplies - S. Bardwell	77.70
11/30/2017	71516	PENDER'S MUSIC COMPA	383641	UIL Percussion Music	190.25
11/30/2017	71516	PENDER'S MUSIC COMPA	383639	UIL Band Solo & Ensemble Music	175.40
11/30/2017	71516	PENDER'S MUSIC COMPA	383638	hs band music for christmas	213.00
11/30/2017	71517	PERMA-BOUND BOOKS	1753615-00	BOOKS FOR BAILEY'S CLASS	355.25
11/30/2017	71517	PERMA-BOUND BOOKS	1753613-00	BOOKS FOR TERI BEDFORD AND JULIE HEARD	663.85
11/30/2017	71518	PITNEY BOWES INC	1005839709	Supplies for Postage Machine	254.98
11/30/2017	71519	PIZZA PASTA AMORE	529945	meal for band at playoff game on 11/17	260.00
11/30/2017	71520	PRICE, CHANDLER	chain gang	chain gang worker-17	10.00
11/30/2017	71521	PRO-ED, INC	2679639	Gray Oral Reading Test Examiner's Booklet	64.90
11/30/2017	71522	QUILL CORPORATION	2374473	Scientific calculators for science classrooms	764.40
11/30/2017	71522	QUILL CORPORATION	2374458,24	supplies	114.36
11/30/2017	71522	QUILL CORPORATION	2374327	ink cartridges for Bonnie Garretts class	60.33
11/30/2017	71522	QUILL CORPORATION	2374317	Samantha Bowker - Ink Cartridges for Classroom	86.69
11/30/2017	71523	REGION VII EDUCATION	070100	REGION VII CONTRACTS	7,580.00
11/30/2017	71523	REGION VII EDUCATION	069970	Region 7 session 067299 October 31, 2017 Roberta Rose Attendance	100.00
11/30/2017	71523	REGION VII EDUCATION	069935	Dyslexia Assessment Workshop	175.00
11/30/2017	71524	ROCKWALL ISD ATHLETI	V-tennis t	Varsity Tennis Tournament	175.00
11/30/2017	71525	SCHOLASTIC INC	16051470	books for sped	76.68
11/30/2017	71526	SCHOOL SPECIALTY, IN	2081195745	First Grade Math Manipulatives	25.99
11/30/2017	71526	SCHOOL SPECIALTY, IN	3081029177	supplies for Jennifer Reece's class	173.97
11/30/2017	71526	SCHOOL SPECIALTY, IN	2081195507	Facon Privacy Boards in black for World History Classes	70.00
11/30/2017	71527	SCHUSTER, MICHAEL	off/FB/11-	off/FB/11-24-17	105.00
11/30/2017	71528	SCOTT, OTIS	off/FB/11-	off/FB/11-25-2017	157.96
11/30/2017	71529	SEARCY, CALEB	off/V-FB/9	re-issue check off/V-FB/9-22-17	105.00
11/30/2017	71530	SORENSEN, CAMERON	chain gang	chain gang worker-17	40.00
11/30/2017	71531	SPORT SCENE	795589	Baseball Practice Balls	375.60
11/30/2017	71532	STEPHENS, DE'VANTE	chain gang	chain gang worker-17	40.00
11/30/2017	71533	STURNS, CHRIS	off/BB/11-	off/BB/11-20-17	150.64
11/30/2017	71534	SUBWAY	1/A-120886	JV Girls Basketball Game on 11/16/17	52.09
11/30/2017	71535	SUDDENLINK COMMUNICA	11/29-12/2	11/29-12/28/2017	102.94

CHECK DATE	CHECK NUMBER	CHECK VENDOR	INVOICE NUMBER	INVOICE DESCRIPTION	AMOUNT
11/30/2017	71536	SUPERNET	2017-2018	2017-2018 Billing	33,868.15
11/30/2017	71537	TASBO	455-dec	Personnel Law Workshop for William Bjork	170.00
11/30/2017	71538	TEXAS DEPT OF PUBLIC	CRS-201710	Background Checks	45.00
11/30/2017	71539	THE LAB	19891	Drug Testing November 14, 2017 44 students	616.00
11/30/2017	71540	TXTAG	10/8 -11/1	10/8 -11/12/17	6.35
11/30/2017	71541	UIL	playoff fe	playoff fee 11-24-17 16%	370.72
11/30/2017	71542	UNIVERSITY OF TEXAS	170228	John Abbott - Educational Law Conference Attn: Teresa Young BEP 247, School of Education	60.00
11/30/2017	71543	UNIVERSITY INTERSCHO	order #290	Shannon Kindle-UIL materials	57.50
11/30/2017	71544	VAN ISD	Lead4ward	Lead4ward Accountability 2018 Workshop Kendall Gould and David Sauer attending	300.00
11/30/2017	71545	VANCLEAVE, KERRY	trv/Nov/KV	trv/Nov/KV	108.49
11/30/2017	71546	VERIZON	10/19 - 11	9769491741 10/19-11/18/2017	51.93
11/30/2017	71547	WAL-MART STORES TEXA	app#016865	Shenice Lacy - classroom supplies	54.08
11/30/2017	71547	WAL-MART STORES TEXA	027554,026	Supplies for Floral Design Christmas projects	377.32
11/30/2017	71547	WAL-MART STORES TEXA	020516	Misc supplies for multiple science labs	24.56
11/30/2017	71547	WAL-MART STORES TEXA	021286	Laura Harris - first grade supplies - ink, binders, step ladder, lamination film	99.36
11/30/2017	71547	WAL-MART STORES TEXA	017626,017	Custodial supply	144.44
11/30/2017	71548	WARD'S SCIENCE	8080607322	8080607322/607323	291.60
11/30/2017	71549	WILLIAMS SPORTING GO	6770200	Clothing and shoes for Boy's Basketball	3,386.00
11/30/2017	71549	WILLIAMS SPORTING GO	6813500	Practice Balls,Socks and Pants	860.50
11/30/2017	71550	WISE, CAMERON	chain gang	chain gang worker-17	20.00
11/30/2017	71551	WOOD COUNTY APPRAISA	1st quarte	1st quarter payment	31,366.50
11/30/2017	71552	WRIGHT, CALEB	chain gang	chain gang worker-17	20.00
11/30/2017	71553	WRIGHT, JOSH	chain gang	chain gang worker-17	90.00
11/30/2017	71013	SEARCY, CALEB	off / V-FB	off / V-FB / 9-22-17 / Brownsbors	-105.00
Totals for checks					389,874.61

**MINEOLA INDEPENDENT SCHOOL DISTRICT
TAX REPORT**

2017 TAX LEVY	Tax Rate	Levy	9/1/2017	Adj/Corr	MTD Pymts	YTD Pymts	Balance	YTD %
	1.17	5,745,350.00	5,745,350.42	45,613.06	478,474.50	770,592.51	5,020,370.97	13.41%
2016	1.1700	5,428,605	145,380.10	-39.55	10,058.54	34,330.73	111,009.82	
2015	1.1700	5,704,040	82,585.49	0.00	4,774.39	11,632.94	70,952.55	
2014	1.1700	6,193,547	47,360.96	0.00	470.81	1,651.64	45,709.32	
2013	1.1700	6,395,946	38,112.32	0	177.96	637.84	37,474.48	
2012	1.1700	6,426,457	33,760.76	0.00	322.83	360.84	33,399.92	
2011	1.1700	5,520,692	27,410.45	0.00	341.99	487.00	26,923.45	
2010	1.1700	5,240,343	24,022.84	0.00	54.46	132.89	23,889.95	
2009	1.1700	5,221,918	19,688.93	0.00	5.40	5.40	19,683.53	
2008	1.1700	5,266,305	16,844.58	0.00	27.58	108.55	16,736.03	
2007	1.1700	5,266,306	11,846.69	0.00	0.00	0.00	11,846.69	
2006	1.3700	5,050,968	12,030.32	0.00	143.73	342.36	11,687.96	
2005 & PRIOR	1.5500	17,526,606	93,527.56	-452.09	27.64	183.81	92,891.66	

TOTAL 552,571.00 -491.64 16,405.33 49,874.00 502,205.36 **14.28%**

Penalty & Interest Collected

4,675.78 13,358.54

Attorney Fees Collected

3,755.09 11,882.70

THIS IS TO CERTIFY THAT THE ABOVE IS A CORRECT TOTAL OF ALL TAXES COLLECTED FOR THE MONTH OF NOVEMBER 2017

Mary Ann Roseberry, T/C
Mary Ann Roseberry, T/C

**MINEOLA INDEPENDENT SCHOOL DISTRICT ENROLLMENT REPORT
2017-2018**

CAMPUS	1ST DAY Aug. 17	AUG Aug. 31	SEPT		OCT		NOV		DEC		JAN		FEB		MAR		APR		MAY		LAST DAY	
			Attn. %		Attn. %		Attn. %		Attn. %		Attn. %		Attn. %		Attn. %		Attn. %		Attn. %		Attn. %	
<i>PRIMARY</i>																						
EC																						
PK	72	76	93.42	78	95.80	74	97.27	76	94.42	77	85.71											
K	102	107	96.24	109	95.58	106	96.54	103	95.60	107	87.85											
1	118	117	97.44	118	96.95	116	96.64	117	96.16	111	90.09											
2	115	116	94.83	118	97.27	116	97.40	117	95.47	118	91.53											
TOTAL	407	416	95.67	423	96.48	412	96.94	416	95.50	415	89.10											
<i>ELEMENTARY</i>																						
3	131	165	98.52	134	97.58	133	97.52	136	97.49	136	84.56											
4	107	111	98.2	111	97.41	112	97.77	110	96.36	109	93.58											
5	125	128	99.22	129	98.49	125	97.97	126	96.16	121	90.91											
TOTAL	363	374	98.66	374	97.84	370	97.75	372	96.70	366	89.34											
<i>MIDDLE</i>																						
6	107	111	95.5	110	97.07	109	97.48	110	96.89	108	98.2											
7	130	133	96.24	132	97.04	132	97.47	133	96.08	134	97											
8	116	121	95.04	122	95.60	121	95.05	121	93.07	115	89.6											
TOTAL	353	365	95.62	364	96.58	365	96.67	364	95.33	359	94.96											
<i>HIGH</i>																						
9	135	137	100	136	97.7	132	96.39	132	96.28	130	94.6											
10	106	108	97.22	107	96.2	106	94.99	105	94.61	105	97.1											
11	122	127	96.85	126	97.7	123	96.28	124	94.89	117	94											
12	108	109	100	110	96.8	109	95.95	106	95.98	100	91.00											
TOTAL	471	481	98.54	479	97.13	470	95.94	467	95.47	457	94.25											
TOTAL	1,594	1,639	97.01	1,640	96.87	1,617	96.83	1,619	95.70	1,597	91.91											
2016-2017	1,585	1,623		1,626		1,631		1,616		1,614		1,604		1,623		1,622		1,605		1,603		1,601
2015-2016	1,584	1,606		1,606		1,603		1,609		1,603		1,607		1,601		1,605		1,593		1,595		1,596
2014-2015	1,567	1,584		1,603		1,590		1,593		1,594		1,591		1,595		1,585		1,576		1,577		1,576
2013-2014	1,582	1,605		1,619		1,611		1,610		1,614		1,611		1,606		1,590		1,584		1,577		1,571
2012-2013	1,567	1,598		1,600		1,597		1,591		1,585		1,588		1,588		1,583		1,587		1,580		1,575
2011-2012	1,566	1,589		1,576		1,579		1,563		1,570		1,565		1,573		1,574		1,570		1,560		1,560
2010-2011	1,574	1,608		1,601		1,597		1,597		1,592		1,593		1,581		1,578		1,569		1,572		1,564
2009-2010	1,538	1,565		1,573		1,581		1,577		1,585		1,590		1,607		1,599		1,590		1,582		1,579
2008-2009	1,510	1,541		1,548		1,557		1,551		1,534		1,502		1,527		1,531		1,524		1,523		1,524
2007-2008	1528	1566		1578		1583		1583		1575		1554		1539		1543		1538		1541		1537
2006-2007	1522	1568		1567		1580		1562		1559		1538		1538		1532		1538		1537		1536
2005-2006	1582	1635		1637		1618		1596		1606		1612		1587		1583		1586		1577		1575
2004-2005	1562	1620		1622		1625		1633		1617		1623		1619		1610		1622		1605		1603
2003-2004	1534	1534		1606		1603		1618		1608		1610		1612		1604		1600		1595		1596
2002-2003	1516	1516		1580		1563		1547		1568		1563		1579		1568		1578		1570		1567
2001-2002	1468	1468		1535		1530		1521		1523		1534		1544		1519		1515		1509		1502
2000-2001	1456	1456		1508		1510		1514		1503		1517		1508		1517		1505		1493		1484
1999-2000	1451	1451		1470		1464		1487		1488		1479		1494		1491		1493		1493		1493
1998-1999	1500	1500		1532		1518		1500		1484		1462		1466		1476		1475		1470		1470

C O N F I D E N T I A L
Texas Education Agency
2017 PERFORMANCE-BASED MONITORING ANALYSIS SYSTEM
BILINGUAL EDUCATION/ENGLISH AS A SECOND LANGUAGE

County-District Number: 250903
District Name: MINEOLA ISD

Region 07

INDICATOR	2017		2017		2016		2015		2017 INDICATOR PERFORMANCE LEVEL
	PL 0 CUT POINTS	DISTRICT RATE	NUMERATOR	DENOMINATOR	NUMERATOR	DENOMINATOR	NUMERATOR	DENOMINATOR	

1. BE STAAR® 3-8 PASSING RATE			<u>PASSED</u>	<u>TESTED</u>	<u>PASSED</u>	<u>TESTED</u>	<u>PASSED</u>	<u>TESTED</u>	
(i) MATHEMATICS	70.0 - 100	.	0	0	0	0	0	0	No Data
(ii) READING	70.0 - 100	.	0	0	0	0	0	0	No Data
(iii) SCIENCE	65.0 - 100	.	0	0	0	0	0	0	No Data
(iv) SOCIAL STUDIES	65.0 - 100	.	0	0	0	0	0	0	No Data
(v) WRITING	70.0 - 100	.	0	0	0	0	0	0	No Data
2. ESL STAAR® 3-8 PASSING RATE			<u>PASSED</u>	<u>TESTED</u>	<u>PASSED</u>	<u>TESTED</u>	<u>PASSED</u>	<u>TESTED</u>	
(i) MATHEMATICS	70.0 - 100	47.1	24	51	28	55	20	45	3
(ii) READING	70.0 - 100	33.3	17	51	26	55	19	45	3
(iii) SCIENCE	65.0 - 100	35.3 / 14.3 / 31.3	6	17	1	7	5	16	3 SA
(iv) SOCIAL STUDIES	65.0 - 100	0.0	0	8	0	1	1	9	NA SA
(v) WRITING	70.0 - 100	25.6	3	15	7	22	1	6	3
3. LEP (NOT SERVED IN BE/ESL) STAAR® 3-8 PASSING RATE			<u>PASSED</u>	<u>TESTED</u>	<u>PASSED</u>	<u>TESTED</u>	<u>PASSED</u>	<u>TESTED</u>	
(i) MATHEMATICS	70.0 - 100	.	0	0	0	3	1	1	No Data
(ii) READING	70.0 - 100	.	0	0	0	3	1	1	No Data
(iii) SCIENCE	65.0 - 100	.	0	0	0	0	0	1	No Data
(iv) SOCIAL STUDIES	65.0 - 100	.	0	0	0	0	0	1	No Data
(v) WRITING	70.0 - 100	.	0	0	1	1	0	0	No Data
4. LEP YEAR-AFTER-EXIT (YAE) STAAR® 3-8 PASSING RATE			<u>PASSED</u>	<u>TESTED</u>	<u>PASSED</u>	<u>TESTED</u>	<u>PASSED</u>	<u>TESTED</u>	
(i) MATHEMATICS	70.0 - 100	90.0	18	20	4	6	4	8	0 56
(ii) READING	70.0 - 100	85.0	17	20	6	6	4	9	0
(iii) SCIENCE	65.0 - 100	87.5	7	8	0	0	2	5	0
(iv) SOCIAL STUDIES	65.0 - 100	50.0	2	4	0	0	1	3	NA SA
(v) WRITING	70.0 - 100	81.8	9	11	2	4	1	1	0
5. LEP STAAR® EOC PASSING RATE			<u>PASSED</u>	<u>TESTED</u>	<u>PASSED</u>	<u>TESTED</u>	<u>PASSED</u>	<u>TESTED</u>	
(i) MATHEMATICS	65.0 - 100	66.7	2	3	6	8	4	6	0
(ii) SCIENCE	75.0 - 100	66.7	4	6	2	2	0	0	NA SA
(iii) SOCIAL STUDIES	70.0 - 100	100.0	1	1	0	2	4	12	0
(iv) ENGLISH LANGUAGE ARTS	60.0 - 100	23.5	4	17	3	11			NA
6. LEP ANNUAL DROPOUT RATE (GRADES 7-12)			----- 2015-16 -----		----- 2014-15 -----		----- 2013-14 -----		
	0 - 1.8	0.0	<u>DROPOUTS</u>	<u>ATTEND</u>	<u>DROPOUTS</u>	<u>ATTEND</u>	<u>DROPOUTS</u>	<u>ATTEND</u>	
			0	32	2	33	2	37	0
7. LEP GRADUATION RATE			----- 2015-16 -----		----- 2014-15 -----				
	80.0 - 100	100.0	<u>GRADUATES</u>	<u>CLASS</u>	<u>GRADUATES</u>	<u>CLASS</u>			
			3	3	8	10			0
8. TELPAS READING BEGINNING PROFICIENCY LEVEL RATE			<u>BEGINNING</u>	<u>TESTED</u>	<u>BEGINNING</u>	<u>TESTED</u>	<u>BEGINNING</u>	<u>TESTED</u>	
	0 - 7.5	10.0	6	60	5	66	2	64	1
9. TELPAS COMPOSITE RATING LEVELS FOR STUDENTS IN U.S. SCHOOLS MULTIPLE YEARS			<u>BEG./INT.</u>	<u>TESTED</u>	<u>BEG./INT.</u>	<u>TESTED</u>	<u>BEG./INT.</u>	<u>TESTED</u>	
	0 - 7.5	16.2	6	37	3	37	4	44	3

Detailed information on the assignment of performance levels can be found in the '2017 PBMAS Manual' at <http://tea.texas.gov/pbm/PBMASManuals.aspx>. For performance levels assigned through Required Improvement and Special Analysis (other than NA SA where applicable), both current and previous years' district rates are presented. Required Improvement for the STAAR® performance indicators measures improvements in districts' rates regardless of changes to students' individual passing standards.

C O N F I D E N T I A L
Texas Education Agency
2017 PERFORMANCE-BASED MONITORING ANALYSIS SYSTEM
CAREER AND TECHNICAL EDUCATION

County-District Number: 250903
District Name: MINEOLA ISD

Region 07

INDICATOR	2017		2017	2017	2016	2016	2015	2015	2017 INDICATOR PERFORMANCE LEVEL
	PL 0 CUT POINTS	DISTRICT RATE	NUMERATOR	DENOMINATOR	NUMERATOR	DENOMINATOR	NUMERATOR	DENOMINATOR	

1. CTE STAAR® EOC PASSING RATE			<u>PASSED</u>	<u>TESTED</u>	<u>PASSED</u>	<u>TESTED</u>	<u>PASSED</u>	<u>TESTED</u>	
(i) MATHEMATICS	65.0 - 100	77.4	1	3	44	50	27	40	0
(ii) SCIENCE	75.0 - 100	83.3	20	24	52	52	29	29	0
(iii) SOCIAL STUDIES	70.0 - 100	85.7	6	7	17	24	88	113	0
(iv) ENGLISH LANGUAGE ARTS	60.0 - 100	64.7	44	68	103	129			0
2. CTE LEP STAAR® EOC PASSING RATE			<u>PASSED</u>	<u>TESTED</u>	<u>PASSED</u>	<u>TESTED</u>	<u>PASSED</u>	<u>TESTED</u>	
(i) MATHEMATICS	65.0 - 100	.	0	0	1	1	1	2	No Data
(ii) SCIENCE	75.0 - 100	50.0	1	2	0	0	0	0	NA SA
(iii) SOCIAL STUDIES	70.0 - 100	100.0	1	1	0	0	2	3	0
(iv) ENGLISH LANGUAGE ARTS	60.0 - 100	25.0	1	4	1	1			NA
3. CTE ECONOMICALLY DISADVANTAGED STAAR® EOC PASSING RATE			<u>PASSED</u>	<u>TESTED</u>	<u>PASSED</u>	<u>TESTED</u>	<u>PASSED</u>	<u>TESTED</u>	
(i) MATHEMATICS	65.0 - 100	71.2	1	3	25	31	16	25	0
(ii) SCIENCE	75.0 - 100	80.0	12	15	30	30	14	14	0
(iii) SOCIAL STUDIES	70.0 - 100	80.0	4	5	10	16	46	62	0
(iv) ENGLISH LANGUAGE ARTS	60.0 - 100	57.5	23	40	54	74			1
4. CTE SPED STAAR® EOC PASSING RATE			<u>PASSED</u>	<u>TESTED</u>	<u>PASSED</u>	<u>TESTED</u>	<u>PASSED</u>	<u>TESTED</u>	
(i) MATHEMATICS	65.0 - 100	0.0	0	1	0	4	1	3	NA SA
(ii) SCIENCE	75.0 - 100	0.0	0	2	3	3	0	0	NA SA
(iii) SOCIAL STUDIES	70.0 - 100	.	0	0	2	7	3	9	No Data
(iv) ENGLISH LANGUAGE ARTS	60.0 - 100	0.0	0	4	3	10			NA
5. CTE ANNUAL DROPOUT RATE (GRADES 9-12)			----- 2015-16 -----		----- 2014-15 -----		----- 2013-14 -----		
	0 - 2.8	0.4	<u>DROPOUTS</u>	<u>ATTEND</u>	<u>DROPOUTS</u>	<u>ATTEND</u>	<u>DROPOUTS</u>	<u>ATTEND</u>	0
			1	226	1	225	2	285	
6. CTE GRADUATION RATE			----- 2015-16 -----		----- 2014-15 -----		----- 2013-14 -----		
	80.0 - 100	98.2	<u>GRADUATES</u>	<u>CLASS</u>	<u>GRADUATES</u>	<u>CLASS</u>	<u>GRADUATES</u>	<u>CLASS</u>	0
			54	55	70	72	60	62	
7. CTE NONTRADITIONAL COURSE COMPLETION RATE - MALES			----- 2015-16 -----						
			MALE	ALL					
			COMPLETE	COMPLETE					
			FEMALE	FEMALE					
	<u>STATE RATE</u>		<u>COURSES</u>	<u>COURSES</u>					
	39.6	53.3	65	122					Report Only
8. CTE NONTRADITIONAL COURSE COMPLETION RATE - FEMALES			----- 2015-16 -----						
			FEMALE	ALL					
			COMPLETE	COMPLETE					
			MALE	MALE					
	<u>STATE RATE</u>		<u>COURSES</u>	<u>COURSES</u>					
	31.9	15.0	20	133					Report Only

Detailed information on the assignment of performance levels can be found in the '2017 PBMAS Manual' at <http://tea.texas.gov/pbm/PBMASManuals.aspx>. For performance levels assigned through Required Improvement and Special Analysis (other than NA SA where applicable), both current and previous years' district rates are presented. Required Improvement for the STAAR® performance indicators measures improvements in districts' rates regardless of changes to students' individual passing standards.

C O N F I D E N T I A L
 Texas Education Agency
 2017 PERFORMANCE-BASED MONITORING ANALYSIS SYSTEM
 EVERY STUDENT SUCCEEDS ACT

County-District Number: 250903
 District Name: MINEOLA ISD

Region 07

INDICATOR	2017		2017		2016		2015		2017 INDICATOR PERFORMANCE LEVEL
	PL 0 CUT POINTS	DISTRICT RATE	NUMERATOR	DENOMINATOR	NUMERATOR	DENOMINATOR	NUMERATOR	DENOMINATOR	

1. TITLE I, PART A STAAR® 3-8 PASSING RATE			<u>PASSED</u>	<u>TESTED</u>	<u>PASSED</u>	<u>TESTED</u>	<u>PASSED</u>	<u>TESTED</u>	
(i) MATHEMATICS	70.0 - 100	74.5	489	656	476	671	458	650	0
(ii) READING	70.0 - 100	72.5	500	690	500	691	509	679	0
(iii) SCIENCE	65.0 - 100	72.1	165	229	158	231	149	235	0
(iv) SOCIAL STUDIES	65.0 - 100	52.0	65	125	49	100	63	121	2
(v) WRITING	70.0 - 100	59.3	137	231	142	226	160	231	2
2. TITLE I, PART A STAAR® EOC PASSING RATE			<u>PASSED</u>	<u>TESTED</u>	<u>PASSED</u>	<u>TESTED</u>	<u>PASSED</u>	<u>TESTED</u>	
(i) MATHEMATICS	65.0 - 100	88.6	117	132	117	139	89	122	0
(ii) SCIENCE	75.0 - 100	91.7	122	133	102	105	58	59	0
(iii) SOCIAL STUDIES	70.0 - 100	90.0	18	20	37	51	157	216	0
(iv) ENGLISH LANGUAGE ARTS	60.0 - 100	64.7	180	278	198	266			0
3. TITLE I, PART A ANNUAL DROPOUT RATE (GRADES 7-12)			----- 2015-16 -----		----- 2014-15 -----		----- 2013-14 -----		
	0 - 1.8	0.6	<u>DROPOUTS</u>	<u>ATTEND</u>	<u>DROPOUTS</u>	<u>ATTEND</u>	<u>DROPOUTS</u>	<u>ATTEND</u>	0
			4	716	9	724	4	750	
4. TITLE I, PART A GRADUATION RATE			----- 2015-16 -----		----- 2014-15 -----		----- 2013-14 -----		
	80.0 - 100	94.0	<u>GRADUATES</u>	<u>CLASS</u>	<u>GRADUATES</u>	<u>CLASS</u>	<u>GRADUATES</u>	<u>CLASS</u>	0
			94	100	114	119	94	102	
5. MIGRANT STAAR® 3-8 PASSING RATE			<u>PASSED</u>	<u>TESTED</u>	<u>PASSED</u>	<u>TESTED</u>	<u>PASSED</u>	<u>TESTED</u>	
(i) MATHEMATICS	70.0 - 100	.	0	0	0	0	0	0	No Data
(ii) READING	70.0 - 100	.	0	0	0	0	0	0	No Data
(iii) SCIENCE	65.0 - 100	.	0	0	0	0	0	0	No Data
(iv) SOCIAL STUDIES	65.0 - 100	.	0	0	0	0	0	0	No Data
(v) WRITING	70.0 - 100	.	0	0	0	0	0	0	No Data
6. MIGRANT STAAR® EOC PASSING RATE			<u>PASSED</u>	<u>TESTED</u>	<u>PASSED</u>	<u>TESTED</u>	<u>PASSED</u>	<u>TESTED</u>	
(i) MATHEMATICS	65.0 - 100	.	0	0	0	0	0	0	No Data
(ii) SCIENCE	75.0 - 100	.	0	0	0	0	0	0	No Data
(iii) SOCIAL STUDIES	70.0 - 100	.	0	0	0	0	0	0	No Data
(iv) ENGLISH LANGUAGE ARTS	60.0 - 100	.	0	0	0	0			No Data
7. MIGRANT ANNUAL DROPOUT RATE (GRADES 7-12)			----- 2015-16 -----		----- 2014-15 -----		----- 2013-14 -----		
	0 - 1.8	.	<u>DROPOUTS</u>	<u>ATTEND</u>	<u>DROPOUTS</u>	<u>ATTEND</u>	<u>DROPOUTS</u>	<u>ATTEND</u>	No Data
			0	0	0	2	0	0	
8. MIGRANT GRADUATION RATE			----- 2015-16 -----		----- 2014-15 -----		----- 2013-14 -----		
	80.0 - 100	.	<u>GRADUATES</u>	<u>CLASS</u>	<u>GRADUATES</u>	<u>CLASS</u>	<u>GRADUATES</u>	<u>CLASS</u>	No Data
			0	0	0	0	0	0	

Detailed information on the assignment of performance levels can be found in the '2017 PBMAS Manual' at <http://tea.texas.gov/pbm/PBMASManuals.aspx>. For performance levels assigned through Required Improvement and Special Analysis (other than NA SA where applicable), both current and previous years' district rates are presented. Required Improvement for the STAAR® performance indicators measures improvements in districts' rates regardless of changes to students' individual passing standards.

C O N F I D E N T I A L
Texas Education Agency
2017 PERFORMANCE-BASED MONITORING ANALYSIS SYSTEM
SPECIAL EDUCATION

County-District Number: 250903
District Name: MINEOLA ISD

Region 07

INDICATOR	2017		2017		2016		2015		2017 INDICATOR PERFORMANCE LEVEL	
	PL	CUT POINTS	DISTRICT RATE	NUMERATOR	DENOMINATOR	NUMERATOR	DENOMINATOR	NUMERATOR		DENOMINATOR

1. SPED STAAR® 3-8 PASSING RATE				<u>PASSED</u>	<u>TESTED</u>	<u>PASSED</u>	<u>TESTED</u>	<u>PASSED</u>	<u>TESTED</u>	
(i) MATHEMATICS	70.0 - 100		39.6	19	48	14	40	12	43	3
(ii) READING	70.0 - 100		27.1	13	48	16	40	14	43	3
(iii) SCIENCE	65.0 - 100		46.2	6	13	2	12	7	19	NA SA
(iv) SOCIAL STUDIES	65.0 - 100		33.3	2	6	1	7	2	12	NA SA
(v) WRITING	70.0 - 100		35.3	6	17	4	11	2	14	NA SA
2. SPED YEAR-AFTER-EXIT (YAE) STAAR® 3-8 PASSING RATE				<u>PASSED</u>	<u>TESTED</u>	<u>PASSED</u>	<u>TESTED</u>	<u>PASSED</u>	<u>TESTED</u>	
(i) MATHEMATICS	70.0 - 100		60.0	3	5	3	11	2	3	NA SA
(ii) READING	70.0 - 100		80.0	4	5	1	11	3	3	0
(iii) SCIENCE	65.0 - 100		100.0	1	1	2	7	2	2	0
(iv) SOCIAL STUDIES	65.0 - 100		.	0	0	0	0	1	1	No Data
(v) WRITING	70.0 - 100		0.0	0	3	0	1	0	0	NA SA
3. SPED STAAR® EOC PASSING RATE				<u>PASSED</u>	<u>TESTED</u>	<u>PASSED</u>	<u>TESTED</u>	<u>PASSED</u>	<u>TESTED</u>	
(i) MATHEMATICS	65.0 - 100		11.1	1	9	2	13	4	9	NA SA
(ii) SCIENCE	75.0 - 100		42.9	3	7	7	9	2	2	NA SA
(iii) SOCIAL STUDIES	70.0 - 100		50.0	1	2	6	13	4	18	NA SA
(iv) ENGLISH LANGUAGE ARTS	60.0 - 100		18.2	3	20	5	24			4
4. SPED STAAR® ALTERNATE 2 PARTICIPATION RATE				<u>STAAR® ALTERNATE</u>	<u>DOCUMENTS SUBMITTED</u>	<u>STAAR® ALTERNATE</u>	<u>DOCUMENTS SUBMITTED</u>	<u>STAAR® ALTERNATE</u>	<u>DOCUMENTS SUBMITTED</u>	
	0 - 10.0		5.9	3	51	5	42	5	43	0 59
5. SPED REGULAR EARLY CHILDHOOD PROGRAM RATE (AGES 3-5)				<u>SETTINGS RECP</u>	<u>SPED STUDENTS</u>	<u>SETTINGS RECP</u>	<u>SPED STUDENTS</u>	<u>SETTINGS RECP</u>	<u>SPED STUDENTS</u>	
ALL STUDENTS	30.0 - 100		60.0	9	15	15	17	5	10	0
6. SPED REGULAR CLASS >=80% RATE (AGES 6-21)				<u>SETTINGS >=80%</u>	<u>SPED STUDENTS</u>	<u>SETTINGS >=80%</u>	<u>SPED STUDENTS</u>			
ALL STUDENTS	70.0 - 100		79.5	89	112	96	106			0
7. SPED REGULAR CLASS <40% RATE (AGES 6-21)				<u>SETTINGS <40%</u>	<u>SPED STUDENTS</u>	<u>SETTINGS <40%</u>	<u>SPED STUDENTS</u>			
ALL STUDENTS	0 - 10.0		1.8	2	111	1	106			0
8. SPED SEPARATE SETTINGS RATE (AGES 6-21)				<u>SEPARATE SETTINGS</u>	<u>SPED STUDENTS</u>					
ALL STUDENTS	<u>STATE RATE</u> 0.5		9.0	10	111					Report Only
9. SPED ANNUAL DROPOUT RATE (GRADES 7-12)				----- 2015-16 ----- <u>DROPOUTS</u>	<u>ATTEND</u>	----- 2014-15 ----- <u>DROPOUTS</u>	<u>ATTEND</u>	----- 2013-14 ----- <u>DROPOUTS</u>	<u>ATTEND</u>	
	0 - 1.8		1.5	1	66	2	77	0	87	0
10. SPED GRADUATION RATE				----- 2015-16 ----- <u>GRADUATES</u>	<u>CLASS</u>	----- 2014-15 ----- <u>GRADUATES</u>	<u>CLASS</u>	----- 2013-14 ----- <u>GRADUATES</u>	<u>CLASS</u>	
	80.0 - 100		90.9	10	11	14	15	10	12	0

Detailed information on the assignment of performance levels can be found in the '2017 PBMAS Manual' at <http://tea.texas.gov/pbm/PBMASManuals.aspx>. For performance levels assigned through Required Improvement and Special Analysis (other than NA SA where applicable), both current and previous years' district rates are presented. Required Improvement for the STAAR® performance indicators measures improvements in districts' rates regardless of changes to students' individual passing standards. For SPED Indicators #7, #8, and #11, data pertaining to significant disproportionality (SD) are provided only for districts that exceed the established SD threshold.

C O N F I D E N T I A L
 Texas Education Agency
 2017 PERFORMANCE-BASED MONITORING ANALYSIS SYSTEM
 SPECIAL EDUCATION (CONT.)

County-District Number: 250903
 District Name: MINEOLA ISD

Region 07

INDICATOR	2017		2017		2016		2015		2017 INDICATOR PERFORMANCE LEVEL
	PL O CUT POINTS	DISTRICT RATE	NUMERATOR	DENOMINATOR	NUMERATOR	DENOMINATOR	NUMERATOR	DENOMINATOR	

11. SPED REPRESENTATION			SPED STUDENTS	ALL STUDENTS					
			127	1,625					
(iv) SPED AFRICAN AMERICAN									
			AFR AM SPED	AFR AM STUDENTS					
SPED AFRICAN AMERICAN REPRESENTATION		19.6	22	112					
			OTHER SPED	OTHER STUDENTS					
ALL OTHER STUDENTS REPRESENTATION		6.9	105	1,513					
	<u>SD THRESHOLD</u>								
SIGNIFICANT DISPROPORTIONALITY RISK RATIO	>2.5	2.8							SD (YEAR 1)

Detailed information on the assignment of performance levels can be found in the '2017 PBMAS Manual' at <http://tea.texas.gov/pbm/PBMASManuals.aspx>. For performance levels assigned through Required Improvement and Special Analysis (other than NA SA where applicable), both current and previous years' district rates are presented. For SPED Indicators #7, #8, and #11, data pertaining to significant disproportionality (SD) are provided only for districts that exceed the established SD threshold.

C O N F I D E N T I A L
 Texas Education Agency
 2017 PERFORMANCE-BASED MONITORING ANALYSIS SYSTEM
 PERFORMANCE LEVEL SUMMARY
 (NOT INCLUDING REPORT ONLY INDICATORS)

County-District Number: 250903
 District Name: MINEOLA ISD

Region 07

	BE/ESL				CTE				ESSA		SPED	
	BE	ESL	LEP NOT SERVED	LEP YAE	ALL CTE	CTE LEP	CTE ED	CTE SPED	TITLE I PART A	MIGRANT	ALL SPED	SPED YAE
STAAR® 3-8 PASSING RATE												
MATHEMATICS	No Data	3	No Data	0					0	No Data	3	NA SA
READING	No Data	3	No Data	0					0	No Data	3	0
SCIENCE	No Data	3 SA	No Data	0					0	No Data	NA SA	0
SOCIAL STUDIES	No Data	NA SA	No Data	NA SA					2	No Data	NA SA	No Data
WRITING	No Data	3	No Data	0					2	No Data	NA SA	NA SA
STAAR® EOC PASSING RATE			LEP									
MATHEMATICS			0		0	No Data	0	NA SA	0	No Data	NA SA	
SCIENCE			NA SA		0	NA SA	0	NA SA	0	No Data	NA SA	
SOCIAL STUDIES			0		0	0	0	No Data	0	No Data	NA SA	
ENGLISH LANGUAGE ARTS			NA		0	NA	1	NA	0	No Data	4	
SPED STAAR® ALTERNATE 2 PARTICIPATION RATE												0
TELPAS READING BEGINNING PROFICIENCY LEVEL RATE		1										
TELPAS COMPOSITE RATING LEVELS FOR STUDENTS IN U.S. SCHOOLS MULTIPLE YEARS		3										
ANNUAL DROPOUT RATE		0				0			0	No Data	0	
GRADUATION RATE		0				0			0	No Data	0	61
SPED REGULAR EARLY CHILDHOOD PROGRAM RATE (AGES 3-5)												0
SPED REGULAR CLASS >=80% RATE (AGES 6-21)												0
SPED REGULAR CLASS <40% RATE (AGES 6-21)												0
SPED REPRESENTATION												
AFRICAN AMERICAN												SD (YEAR 1)

For information about the four indicators below, visit "http://tea.texas.gov/Academics/Special_Student_Populations/Special_Education/Data_and_Reports/Local_Educational_Agency_Reports_and_Requirements/#LEA_Determinations" or contact the Division of Special Student Populations at (512)463-9414.

For assistance with data collection and reporting requirements for these indicators, contact your regional education service center special education contact at "http://tea.texas.gov/Academics/Special_Student_Populations/Special_Education/Parent_and_Family_Resources/Education_Service_Center_Technical_Assistance/".

STATE PERFORMANCE PLAN (SPP) COMPLIANCE INDICATORS	Will be reported on 9/20/2017
VALID, RELIABLE, AND TIMELY DATA	Will be reported on 9/20/2017
STATUS OF UNCORRECTED NONCOMPLIANCE	Will be reported on 9/20/2017
FINANCIAL AUDITS	Will be reported on 9/20/2017

2016-17 Texas Academic Performance Report

District Name: **MINEOLA ISD**

District Number: **250903**

2017 Accountability Rating: **Met Standard**

2017 Special Education Determination Status:

Meets Requirements

This page intentionally left blank.

District Name: MINEOLA ISD
 County Name: WOOD
 District Number: 250903

TEXAS EDUCATION AGENCY
Texas Academic Performance Report
2016-17 District Performance

		State	Region 07	District	African American	Hispanic	White	American Indian	Asian	Pacific Islander	Two or More Races	Special Ed	Econ Disadv	ELL^
STAAR Percent at Approaches Grade Level or Above Grade 3														
Reading	2017	73%	72%	68%	*	66%	68%	-	*	-	*	*	59%	42%
	2016	73%	72%	69%	50%	67%	70%	*	*	-	*	*	67%	67%
Mathematics	2017	78%	77%	71%	100%	66%	68%	-	*	-	*	*	65%	42%
	2016	75%	73%	64%	*	64%	65%	*	*	-	*	*	56%	50%
STAAR Percent at Approaches Grade Level or Above Grade 4														
Reading	2017	70%	68%	61%	*	57%	70%	*	*	-	*	*	54%	*
	2016	75%	74%	68%	*	68%	70%	-	*	-	*	*	66%	42%
Mathematics	2017	76%	74%	68%	*	67%	74%	*	*	-	*	*	64%	*
	2016	73%	71%	60%	*	55%	62%	-	*	-	*	*	55%	*
Writing	2017	65%	61%	50%	*	52%	49%	*	*	-	*	*	49%	64 *
	2016	69%	66%	50%	*	47%	53%	-	*	-	*	*	43%	*
STAAR Percent at Approaches Grade Level or Above Grade 5 ***														
Reading	2017	82%	80%	80%	*	80%	84%	-	*	-	*	*	74%	56%
	2016	81%	79%	71%	45%	62%	75%	*	*	-	*	*	67%	*
Mathematics	2017	87%	86%	82%	*	85%	81%	-	*	-	*	71%	78%	*
	2016	86%	84%	74%	55%	79%	75%	*	*	-	*	*	75%	*
Science	2017	74%	71%	70%	*	67%	74%	-	*	-	*	*	62%	*
	2016	74%	71%	66%	*	59%	73%	*	*	-	*	*	59%	*
STAAR Percent at Approaches Grade Level or Above Grade 6														
Reading	2017	69%	67%	65%	45%	63%	66%	-	*	-	*	*	54%	*
	2016	69%	68%	64%	*	68%	67%	*	*	*	67%	*	53%	*
Mathematics	2017	76%	74%	86%	64%	87%	89%	-	*	-	*	38%	84%	*
	2016	72%	71%	80%	*	84%	81%	*	*	*	89%	50%	76%	78%

District Name: MINEOLA ISD
 County Name: WOOD
 District Number: 250903

TEXAS EDUCATION AGENCY
Texas Academic Performance Report
2016-17 District Performance

		State	Region 07	District	African American	Hispanic	White	American Indian	Asian	Pacific Islander	Two or More Races	Special Ed	Econ Disadv	ELL^
STAAR Percent at Approaches Grade Level or Above Grade 7														
Reading	2017	73%	73%	72%	71%	77%	74%	*	*	-	*	*	69%	*
	2016	71%	68%	72%	86%	61%	76%	*	*	-	*	*	67%	38%
Mathematics	2017	70%	68%	68%	71%	77%	66%	*	*	-	*	*	66%	*
	2016	69%	67%	64%	*	49%	76%	*	*	-	*	*	54%	38%
Writing	2017	70%	68%	69%	*	77%	69%	*	*	-	*	*	67%	*
	2016	69%	69%	75%	*	60%	86%	*	*	-	*	*	67%	*
STAAR Percent at Approaches Grade Level or Above Grade 8 ***														
Reading	2017	86%	85%	90%	80%	84%	95%	*	*	-	*	*	87%	*
	2016	87%	87%	91%	79%	95%	92%	-	*	-	*	*	92%	*
Mathematics	2017	85%	85%	71%	63%	73%	68%	-	-	-	*	*	67%	65 *
	2016	82%	82%	85%	77%	88%	87%	-	*	-	*	*	82%	*
Science	2017	76%	73%	73%	50%	64%	81%	*	*	-	*	*	65%	*
	2016	75%	72%	71%	62%	79%	70%	-	*	-	*	*	65%	*
Social Studies	2017	63%	60%	52%	*	47%	56%	*	*	-	*	*	45%	*
	2016	63%	60%	49%	54%	53%	48%	-	*	-	*	*	46%	*
STAAR Percent at Approaches Grade Level or Above End of Course														
English I	2017	64%	63%	63%	44%	69%	64%	*	*	-	86%	*	60%	*
	2016	65%	65%	70%	64%	65%	73%	-	*	-	*	*	64%	*
English II	2017	66%	66%	66%	50%	63%	72%	*	*	-	*	*	60%	*
	2016	67%	67%	77%	*	72%	83%	-	-	-	*	*	71%	*
Algebra I	2017	83%	82%	88%	75%	91%	89%	*	*	-	86%	*	83%	*
	2016	78%	79%	84%	75%	82%	85%	-	*	-	*	*	76%	80%

District Name: MINEOLA ISD
 County Name: WOOD
 District Number: 250903

TEXAS EDUCATION AGENCY
Texas Academic Performance Report
2016-17 District Performance

		State	Region 07	District	African American	Hispanic	White	American Indian	Asian	Pacific Islander	Two or More Races	Special Ed	Econ Disadv	ELL^
STAAR Percent at Approaches Grade Level or Above End of Course														
Biology	2017	86%	86%	92%	90%	87%	96%	*	*	-	*	*	89%	*
	2016	87%	88%	97%	100%	100%	95%	-	*	-	*	78%	100%	*
U.S. History	2017	91%	90%	79%	*	83%	82%	*	*	-	*	*	69%	*
	2016	91%	88%	69%	89%	72%	62%	-	-	-	*	40%	69%	*
STAAR Percent at Approaches Grade Level or Above All Grades														
All Subjects	2017	75%	74%	72%	54%	71%	75%	64%	85%	-	73%	30%	67%	37%
	2016	75%	74%	71%	59%	68%	74%	83%	83%	*	74%	33%	66%	44%
Reading	2017	72%	71%	70%	47%	70%	74%	*	71%	-	73%	23%	65%	33%
	2016	73%	72%	72%	56%	68%	76%	86%	78%	*	84%	32%	67%	43%
Mathematics	2017	79%	78%	77%	67%	77%	78%	83%	100%	-	73%	33%	72%	48%
	2016	76%	75%	73%	62%	69%	76%	86%	88%	*	72%	30%	67%	51%
Writing	2017	67%	65%	59%	35%	63%	60%	*	*	-	70%	35%	58%	*
	2016	69%	67%	63%	45%	54%	70%	*	*	-	*	*	55%	33%
Science	2017	79%	77%	79%	70%	72%	85%	*	100%	-	82%	42%	73%	43%
	2016	79%	77%	77%	57%	79%	79%	*	*	-	82%	43%	74%	*
Social Studies	2017	77%	75%	57%	*	51%	62%	*	*	-	*	*	49%	*
	2016	77%	74%	57%	68%	64%	52%	-	*	-	*	32%	57%	*
STAAR Percent at Meets Grade Level All Grades														
Two or More Subjects	2017	48%	43%	39%	24%	35%	42%	*	64%	-	33%	13%	29%	*
	2016	45%	39%	38%	16%	33%	43%	*	75%	*	20%	*	27%	*
Reading	2017	48%	45%	43%	24%	38%	48%	*	54%	-	38%	15%	34%	*
	2016	46%	43%	42%	15%	37%	47%	*	63%	*	30%	*	33%	*
Mathematics	2017	48%	44%	41%	28%	41%	42%	*	80%	-	37%	12%	33%	*
	2016	43%	38%	36%	15%	33%	38%	83%	71%	*	30%	*	25%	14%

District Name: MINEOLA ISD
 County Name: WOOD
 District Number: 250903

TEXAS EDUCATION AGENCY
Texas Academic Performance Report
2016-17 District Performance

		State	Region 07	District	African American	Hispanic	White	American Indian	Asian	Pacific Islander	Two or More Races	Special Ed	Econ Disadv	ELL^
STAAR Percent at Meets Grade Level														
All Grades														
Writing	2017	38%	33%	34%	*	34%	37%	*	*	-	*	*	28%	*
	2016	41%	37%	37%	*	28%	40%	*	*	-	*	*	27%	*
Science	2017	52%	47%	48%	39%	42%	53%	*	*	-	*	26%	36%	*
	2016	47%	42%	47%	28%	43%	51%	*	*	-	*	*	41%	*
Social Studies	2017	51%	46%	27%	*	30%	22%	*	*	-	*	*	18%	*
	2016	47%	40%	25%	*	33%	25%	-	*	-	*	*	19%	*
STAAR Percent at Masters Grade Level														
All Grades														
All Subjects	2017	20%	17%	16%	8%	15%	17%	27%	41%	-	7%	5%	10%	7%
	2016	18%	14%	13%	5%	9%	15%	41%	38%	*	13%	3%	7%	6%
Reading	2017	19%	16%	17%	8%	14%	19%	*	36%	-	*	*	11%	67
	2016	17%	14%	15%	*	10%	17%	*	*	*	19%	*	8%	*
Mathematics	2017	23%	19%	17%	10%	17%	18%	*	60%	-	*	*	12%	13%
	2016	19%	15%	12%	*	10%	13%	*	*	*	*	*	8%	9%
Writing	2017	12%	9%	10%	*	10%	12%	*	*	-	*	*	6%	*
	2016	15%	11%	10%	*	*	11%	*	*	-	*	*	*	*
Science	2017	19%	15%	15%	*	15%	16%	*	*	-	*	*	8%	*
	2016	16%	13%	13%	*	8%	15%	*	*	-	*	*	8%	*
Social Studies	2017	27%	22%	11%	*	10%	11%	*	*	-	*	*	*	*
	2016	22%	16%	9%	*	*	12%	-	*	-	*	*	*	*
STAAR Percent Met or Exceeded Progress														
All Grades														
All Subjects	2017	61%	60%	60%	57%	61%	60%	*	*	-	48%	45%	58%	52%
	2016	62%	61%	58%	64%	55%	57%	*	80%	*	66%	54%	56%	55%
Reading	2017	59%	58%	60%	*	58%	63%	*	*	-	*	*	57%	47%
	2016	60%	59%	57%	67%	55%	56%	*	*	*	70%	*	57%	61%

District Name: MINEOLA ISD
 County Name: WOOD
 District Number: 250903

TEXAS EDUCATION AGENCY
Texas Academic Performance Report
2016-17 District Performance

		State	Region 07	District	African American	Hispanic	White	American Indian	Asian	Pacific Islander	Two or More Races	Special Ed	Econ Disadv	ELL^
STAAR Percent Met or Exceeded Progress														
All Grades														
Mathematics	2017	64%	62%	60%	*	65%	58%	*	*	-	*	*	59%	58%
	2016	63%	62%	58%	62%	55%	58%	*	*	*	62%	52%	56%	50%
STAAR Percent Exceeded Progress														
All Grades														
All Subjects	2017	19%	17%	15%	6%	16%	16%	*	*	-	15%	6%	13%	15%
	2016	17%	15%	13%	18%	11%	12%	*	33%	*	25%	11%	13%	15%
Reading	2017	17%	16%	17%	*	16%	19%	*	*	-	*	*	15%	14%
	2016	16%	15%	14%	17%	13%	13%	*	*	*	26%	*	14%	16%
Mathematics	2017	20%	18%	14%	*	16%	13%	*	*	-	*	*	11%	17%
	2016	17%	15%	12%	20%	9%	12%	*	*	*	24%	12%	12%	14%
Progress of Prior-Year Non-Proficient Students														
Sum of Grades 4-8														
Reading	2017	35%	35%	33%	*	35%	37%	-	*	-	*	*	35%	27%
	2016	35%	34%	31%	39%	19%	35%	*	*	-	*	*	29%	*
Mathematics	2017	43%	43%	43%	28%	51%	41%	-	*	-	*	19%	42%	36%

68

District Name: MINEOLA ISD
 County Name: WOOD
 District Number: 250903

TEXAS EDUCATION AGENCY
Texas Academic Performance Report
2016-17 District Performance

	State	Region 07	District	African American	Hispanic	White	American Indian	Asian	Pacific Islander	Two or More Races	Special Ed	Econ Disadv	ELL		
Student Success Initiative															
Grade 5 Reading															
Students Meeting Approaches Grade Level on First STAAR Administration															
	2017	72%	69%	59%	*	58%	66%	-	*	-	*	*	51%	*	
Students Requiring Accelerated Instruction															
	2017	28%	31%	41%	*	43%	34%	-	*	-	*	71%	49%	78%	
STAAR Cumulative Met Standard															
	2017	81%	80%	80%	*	80%	84%	-	*	-	*	*	74%	56%	
Grade 5 Mathematics															
Students Meeting Approaches Grade Level on First STAAR Administration															
	2017	81%	80%	70%	*	73%	67%	-	*	-	*	*	63%	*	
Students Requiring Accelerated Instruction															
	2017	19%	20%	30%	*	28%	33%	-	*	-	*	*	37%	67%	
STAAR Cumulative Met Standard															
	2017	87%	86%	82%	*	85%	81%	-	*	-	*	71%	78%	69	*

District Name: MINEOLA ISD
 County Name: WOOD
 District Number: 250903

TEXAS EDUCATION AGENCY
Texas Academic Performance Report
2016-17 District Performance

	State	Region 07	District	African American	Hispanic	White	American Indian	Asian	Pacific Islander	Two or More Races	Special Ed	Econ Disadv	ELL		
Student Success Initiative															
Grade 8 Reading															
Students Meeting Approaches Grade Level on First STAAR Administration															
	2017	76%	76%	76%	70%	69%	83%	*	*	-	*	*	71%	*	
Students Requiring Accelerated Instruction															
	2017	24%	24%	24%	*	31%	17%	*	*	-	*	*	29%	88%	
STAAR Cumulative Met Standard															
	2017	85%	85%	90%	80%	84%	95%	*	*	-	*	*	87%	*	
Grade 8 Mathematics															
Students Meeting Approaches Grade Level on First STAAR Administration															
	2017	75%	74%	47%	*	41%	52%	-	-	-	*	*	42%	*	
Students Requiring Accelerated Instruction															
	2017	25%	26%	53%	63%	59%	48%	-	-	-	*	100%	58%	75%	
STAAR Cumulative Met Standard															
	2017	85%	84%	71%	63%	73%	68%	-	-	-	*	*	67%	70	*

District Name: MINEOLA ISD
 County Name: WOOD
 District Number: 250903

TEXAS EDUCATION AGENCY
Texas Academic Performance Report
2016-17 District Performance
 Bilingual Education/English as a Second Language

(Current Year ELL Students)

		State	Region 07	District	Bilingual Education	BE-Trans Early Exit	BE-Trans Late Exit	BE-Dual Two-Way	BE-Dual One-Way	ESL	ESL Content	ESL Pull-Out	LEP No Services	LEP With Services	Total ELL
STAAR Percent at Approaches Grade Level or Above															
All Grades															
All Subjects	2017	75%	74%	72%	-	-	-	-	-	37%	39%	36%	*	37%	37%
	2016	75%	74%	71%	-	-	-	-	-	45%	40%	51%	*	45%	44%
Reading	2017	72%	71%	70%	-	-	-	-	-	34%	41%	29%	*	34%	33%
	2016	73%	72%	72%	-	-	-	-	-	46%	47%	44%	*	46%	43%
Mathematics	2017	79%	78%	77%	-	-	-	-	-	48%	41%	56%	-	48%	48%
	2016	76%	75%	73%	-	-	-	-	-	52%	39%	68%	*	52%	51%
Writing	2017	67%	65%	59%	-	-	-	-	-	*	*	*	-	*	*
	2016	69%	67%	63%	-	-	-	-	-	30%	*	*	*	30%	33%
Science	2017	79%	77%	79%	-	-	-	-	-	41%	*	38%	*	41%	43%
	2016	79%	77%	77%	-	-	-	-	-	*	*	*	-	*	*
Social Studies	2017	77%	75%	57%	-	-	-	-	-	*	-	*	-	*	*
	2016	77%	74%	57%	-	-	-	-	-	*	-	*	-	* 71	*
STAAR Percent at Meets Grade Level															
All Grades															
Two or More Subjects	2017	48%	43%	39%	-	-	-	-	-	*	*	*	*	*	*
	2016	45%	39%	38%	-	-	-	-	-	*	*	*	*	*	*
Reading	2017	48%	45%	43%	-	-	-	-	-	*	*	*	*	*	*
	2016	46%	43%	42%	-	-	-	-	-	*	*	*	*	*	*
Mathematics	2017	48%	44%	41%	-	-	-	-	-	*	*	*	-	*	*
	2016	43%	38%	36%	-	-	-	-	-	15%	*	*	*	15%	14%
Writing	2017	38%	33%	34%	-	-	-	-	-	*	*	*	-	*	*
	2016	41%	37%	37%	-	-	-	-	-	*	*	*	*	*	*
Science	2017	52%	47%	48%	-	-	-	-	-	*	*	*	*	*	*
	2016	47%	42%	47%	-	-	-	-	-	*	*	*	-	*	*
Social Studies	2017	51%	46%	27%	-	-	-	-	-	*	-	*	-	*	*
	2016	47%	40%	25%	-	-	-	-	-	*	-	*	-	*	*

District Name: MINEOLA ISD
 County Name: WOOD
 District Number: 250903

TEXAS EDUCATION AGENCY
Texas Academic Performance Report
2016-17 District Performance
 Bilingual Education/English as a Second Language

(Current Year ELL Students)

		State	Region 07	District	Bilingual Education	BE-Trans Early Exit	BE-Trans Late Exit	BE-Dual Two-Way	BE-Dual One-Way	ESL	ESL Content	ESL Pull-Out	LEP No Services	LEP With Services	Total ELL
STAAR Percent at Masters Grade Level															
All Grades															
All Subjects	2017	20%	17%	16%	-	-	-	-	-	7%	12%	*	*	7%	7%
	2016	18%	14%	13%	-	-	-	-	-	6%	11%	*	*	6%	6%
Reading	2017	19%	16%	17%	-	-	-	-	-	*	*	*	*	*	*
	2016	17%	14%	15%	-	-	-	-	-	*	*	*	*	*	*
Mathematics	2017	23%	19%	17%	-	-	-	-	-	13%	17%	*	-	13%	13%
	2016	19%	15%	12%	-	-	-	-	-	10%	17%	*	*	10%	9%
Writing	2017	12%	9%	10%	-	-	-	-	-	*	*	*	-	*	*
	2016	15%	11%	10%	-	-	-	-	-	*	*	*	*	*	*
Science	2017	19%	15%	15%	-	-	-	-	-	*	*	*	*	*	*
	2016	16%	13%	13%	-	-	-	-	-	*	*	*	-	*	*
Social Studies	2017	27%	22%	11%	-	-	-	-	-	*	-	*	-	*	*
	2016	22%	16%	9%	-	-	-	-	-	*	-	*	-	* 72	*
STAAR Percent Met or Exceeded Progress															
All Grades															
All Subjects	2017	61%	60%	60%	-	-	-	-	-	52%	46%	58%	*	52%	51%
	2016	62%	61%	58%	-	-	-	-	-	54%	55%	54%	*	54%	55%
Reading	2017	59%	58%	60%	-	-	-	-	-	51%	*	59%	*	51%	50%
	2016	60%	59%	57%	-	-	-	-	-	61%	61%	*	*	61%	62%
Mathematics	2017	64%	62%	60%	-	-	-	-	-	53%	50%	*	-	53%	53%
	2016	63%	62%	58%	-	-	-	-	-	47%	48%	*	*	47%	48%
STAAR Percent Exceeded Progress															
All Grades															
All Subjects	2017	19%	17%	15%	-	-	-	-	-	16%	18%	13%	*	16%	16%
	2016	17%	15%	13%	-	-	-	-	-	16%	18%	13%	*	16%	15%
Reading	2017	17%	16%	17%	-	-	-	-	-	18%	*	21%	*	18%	17%
	2016	16%	15%	14%	-	-	-	-	-	17%	21%	*	*	17%	16%

District Name: MINEOLA ISD
 County Name: WOOD
 District Number: 250903

TEXAS EDUCATION AGENCY
Texas Academic Performance Report
2016-17 District Performance
 Bilingual Education/English as a Second Language

(Current Year ELL Students)

		State	Region 07	District	Bilingual Education	BE-Trans Early Exit	BE-Trans Late Exit	BE-Dual Two-Way	BE-Dual One-Way	ESL	ESL Content	ESL Pull-Out	LEP No Services	LEP With Services	Total ELL
STAAR Percent Exceeded Progress															
All Grades															
Mathematics	2017	20%	18%	14%	-	-	-	-	-	14%	21%	*	-	14%	14%
	2016	17%	15%	12%	-	-	-	-	-	15%	15%	*	*	15%	15%
Progress of Prior-Year Non-Proficient Students															
Sum of Grades 4-8															
Reading	2017	35%	35%	33%	-	-	-	-	-	27%	*	25%	-	27%	27%
	2016	35%	34%	31%	-	-	-	-	-	*	*	*	*	*	*
Mathematics	2017	43%	43%	43%	-	-	-	-	-	36%	*	50%	-	36%	36%

District Name: MINEOLA ISD
 County Name: WOOD
 District Number: 250903

TEXAS EDUCATION AGENCY
Texas Academic Performance Report
2016-17 District Participation

	State	Region 07	District	African American	Hispanic	White	American Indian	Asian	Pacific Islander	Two or More Races	Special Ed	Econ Disadv	ELL
2017 STAAR Participation (All Grades)													
All Tests													
Test Participant	99%	100%	99%	100%	100%	99%	100%	100%	-	100%	97%	99%	100%
Included in Accountability	94%	95%	95%	98%	99%	93%	100%	87%	-	91%	87%	94%	92%
Not Included in Accountability													
Mobile	4%	4%	4%	2%	1%	5%	0%	0%	-	9%	10%	5%	4%
Other Exclusions	1%	1%	0%	0%	0%	0%	0%	13%	-	0%	0%	0%	3%
Not Tested	1%	0%	1%	0%	0%	1%	0%	0%	-	0%	3%	1%	0%
Absent	1%	0%	0%	0%	0%	1%	0%	0%	-	0%	1%	0%	0%
Other	0%	0%	0%	0%	0%	0%	0%	0%	-	0%	2%	0%	0%
2016 STAAR Participation (All Grades)													
All Tests													
Test Participant	99%	100%	100%	99%	100%	99%	100%	100%	*	100%	98%	100%	100%
Included in Accountability	94%	94%	95%	94%	95%	95%	100%	89%	*	98%	93%	95%	92%
Not Included in Accountability													
Mobile	4%	5%	4%	5%	3%	5%	0%	11%	*	2%	5%	4%	74%
Other Exclusions	1%	1%	1%	0%	2%	0%	0%	0%	*	0%	0%	1%	8%
Not Tested	1%	0%	0%	1%	0%	1%	0%	0%	*	0%	2%	0%	0%
Absent	1%	0%	0%	1%	0%	1%	0%	0%	*	0%	2%	0%	0%
Other	0%	0%	0%	0%	0%	0%	0%	0%	*	0%	0%	0%	0%

TEXAS EDUCATION AGENCY
Texas Academic Performance Report

2016-17 District Attendance and Postsecondary Readiness

District Name: MINEOLA ISD

County Name: WOOD

District Number: 250903

	State	Region 07	District	African American	Hispanic	White	American Indian	Asian	Pacific Islander	Two or More Races	Special Ed	Econ Disadv	ELL
Attendance Rate													
2015-16	95.8%	96.0%	96.1%	96.3%	97.1%	95.5%	97.7%	98.4%	*	96.7%	94.8%	95.9%	97.5%
2014-15	95.7%	95.8%	96.0%	95.8%	96.9%	95.5%	96.7%	97.8%	*	96.0%	94.5%	95.6%	96.6%
Annual Dropout Rate (Gr 7-8)													
2015-16	0.4%	0.2%	0.0%	0.0%	0.0%	0.0%	*	*	-	0.0%	0.0%	0.0%	0.0%
2014-15	0.3%	0.2%	0.0%	0.0%	0.0%	0.0%	-	*	-	0.0%	0.0%	0.0%	0.0%
Annual Dropout Rate (Gr 9-12)													
2015-16	2.0%	1.3%	0.9%	3.0%	0.0%	1.1%	-	0.0%	-	0.0%	2.0%	1.1%	0.0%
2014-15	2.1%	1.2%	1.9%	0.0%	1.7%	2.4%	-	0.0%	-	0.0%	3.8%	3.0%	9.5%
4-Year Longitudinal Rate (Gr 9-12)													
Class of 2016													
Graduated	89.1%	92.4%	94.0%	90.0%	100.0%	91.5%	-	*	-	*	90.9%	93.0%	-
Received GED	0.5%	0.5%	0.0%	0.0%	0.0%	0.0%	-	*	-	*	0.0%	0.0%	-
Continued HS	4.2%	2.5%	0.0%	0.0%	0.0%	0.0%	-	*	-	*	0.0%	0.0%	-
Dropped Out	6.2%	4.6%	6.0%	10.0%	0.0%	8.5%	-	*	-	*	9.1%	7.0%	-
Graduates and GED	89.6%	92.9%	94.0%	90.0%	100.0%	91.5%	-	*	-	*	90.9%	93.0%	-
Grads, GED, & Cont	93.8%	95.4%	94.0%	90.0%	100.0%	91.5%	-	*	-	*	90.9%	93.0%	-
Class of 2015													
Graduated	89.0%	92.9%	95.8%	100.0%	93.5%	96.3%	-	-	-	*	93.3%	93.3%	71.4%
Received GED	0.6%	0.5%	0.0%	0.0%	0.0%	0.0%	-	-	-	*	0.0%	0.0%	0.0%
Continued HS	4.1%	2.3%	0.0%	0.0%	0.0%	0.0%	-	-	-	*	0.0%	0.0%	0.0%
Dropped Out	6.3%	4.3%	4.2%	0.0%	6.5%	3.7%	-	-	-	*	6.7%	6.7%	28.6%
Graduates and GED	89.6%	93.5%	95.8%	100.0%	93.5%	96.3%	-	-	-	*	93.3%	93.3%	71.4%
Grads, GED, & Cont	93.7%	95.7%	95.8%	100.0%	93.5%	96.3%	-	-	-	*	93.3%	93.3%	71.4%
5-Year Extended Longitudinal Rate (Gr 9-12)													
Class of 2015													
Graduated	91.3%	94.3%	95.8%	100.0%	93.5%	96.3%	-	-	-	*	93.3%	93.3%	71.4%
Received GED	0.8%	0.8%	0.0%	0.0%	0.0%	0.0%	-	-	-	*	0.0%	0.0%	0.0%
Continued HS	1.2%	0.5%	0.0%	0.0%	0.0%	0.0%	-	-	-	*	0.0%	0.0%	0.0%
Dropped Out	6.7%	4.4%	4.2%	0.0%	6.5%	3.7%	-	-	-	*	6.7%	6.7%	28.6%
Graduates and GED	92.1%	95.1%	95.8%	100.0%	93.5%	96.3%	-	-	-	*	93.3%	93.3%	71.4%
Grads, GED, & Cont	93.3%	95.6%	95.8%	100.0%	93.5%	96.3%	-	-	-	*	93.3%	93.3%	71.4%
Class of 2014													
Graduated	90.4%	93.9%	92.2%	100.0%	88.0%	93.7%	-	-	-	80.0%	83.3%	83.3%	*
Received GED	1.0%	0.9%	0.0%	0.0%	0.0%	0.0%	-	-	-	0.0%	0.0%	0.0%	*
Continued HS	1.3%	0.6%	1.0%	0.0%	0.0%	1.6%	-	-	-	0.0%	8.3%	2.1%	*
Dropped Out	7.2%	4.7%	6.9%	0.0%	12.0%	4.8%	-	-	-	20.0%	8.3%	14.6%	*
Graduates and GED	91.5%	94.8%	92.2%	100.0%	88.0%	93.7%	-	-	-	80.0%	83.3%	83.3%	*
Grads, GED, & Cont	92.8%	95.3%	93.1%	100.0%	88.0%	95.2%	-	-	-	80.0%	91.7%	85.4%	*

75

District Name: MINEOLA ISD
 County Name: WOOD
 District Number: 250903

TEXAS EDUCATION AGENCY
Texas Academic Performance Report
2016-17 District Attendance and Postsecondary Readiness

	State	Region 07	District	African American	Hispanic	White	American Indian	Asian	Pacific Islander	Two or More Races	Special Ed	Econ Disadv	ELL
6-Year Extended Longitudinal Rate (Gr 9-12)													
Class of 2014													
Graduated	90.9%	94.1%	92.2%	100.0%	88.0%	93.7%	-	-	-	80.0%	83.3%	83.3%	*
Received GED	1.2%	1.1%	0.0%	0.0%	0.0%	0.0%	-	-	-	0.0%	0.0%	0.0%	*
Continued HS	0.6%	0.3%	1.0%	0.0%	0.0%	1.6%	-	-	-	0.0%	8.3%	2.1%	*
Dropped Out	7.2%	4.6%	6.9%	0.0%	12.0%	4.8%	-	-	-	20.0%	8.3%	14.6%	*
Graduates and GED	92.2%	95.1%	92.2%	100.0%	88.0%	93.7%	-	-	-	80.0%	83.3%	83.3%	*
Grads, GED, & Cont	92.8%	95.4%	93.1%	100.0%	88.0%	95.2%	-	-	-	80.0%	91.7%	85.4%	*
Class of 2013													
Graduated	90.9%	94.0%	99.1%	100.0%	100.0%	98.7%	*	*	-	*	100.0%	100.0%	*
Received GED	1.4%	1.0%	0.0%	0.0%	0.0%	0.0%	*	*	-	*	0.0%	0.0%	*
Continued HS	0.6%	0.2%	0.0%	0.0%	0.0%	0.0%	*	*	-	*	0.0%	0.0%	*
Dropped Out	7.2%	4.8%	0.9%	0.0%	0.0%	1.3%	*	*	-	*	0.0%	0.0%	*
Graduates and GED	92.3%	95.0%	99.1%	100.0%	100.0%	98.7%	*	*	-	*	100.0%	100.0%	*
Grads, GED, & Cont	92.8%	95.2%	99.1%	100.0%	100.0%	98.7%	*	*	-	*	100.0%	100.0%	*
4-Year Federal Graduation Rate Without Exclusions (Gr 9-12)													
Class of 2016	89.1%	92.4%	94.0%	90.0%	100.0%	91.5%	-	*	-	*	90.9%	93.0%	-
Class of 2015	89.0%	92.9%	95.8%	100.0%	93.5%	96.3%	-	-	-	*	93.3%	93.3%	71.4%
													76
5-Year Extended Federal Graduation Rate Without Exclusions (Gr 9-12)													
Class of 2015	91.3%	94.3%	95.8%	100.0%	93.5%	96.3%	-	-	-	*	93.3%	93.3%	71.4%
Class of 2014	90.4%	93.9%	92.2%	100.0%	88.0%	93.7%	-	-	-	80.0%	83.3%	83.3%	*
6-Year Extended Federal Graduation Rate Without Exclusions (Gr 9-12)													
Class of 2014	90.9%	94.1%	92.2%	100.0%	88.0%	93.7%	-	-	-	80.0%	83.3%	83.3%	*
Class of 2013	90.9%	94.0%	99.1%	100.0%	100.0%	98.7%	*	*	-	*	100.0%	100.0%	*
RHSP/DAP Graduates (Longitudinal Rate)													
Class of 2016	87.4%	83.6%	86.0%	77.8%	80.8%	88.7%	-	*	-	*	30.0%	83.0%	-
Class of 2015	86.1%	83.3%	83.3%	60.0%	65.5%	91.1%	-	-	-	*	21.4%	76.2%	0.0%
FHSP-E Graduates (Longitudinal Rate)													
Class of 2016	5.5%	18.5%	*	-	-	*	-	-	-	-	-	-	-
Class of 2015	3.5%	3.1%	-	-	-	-	-	-	-	-	-	-	-
FHSP-DLA Graduates (Longitudinal Rate)													
Class of 2016	54.0%	67.7%	*	-	-	*	-	-	-	-	-	-	-
Class of 2015	38.7%	47.8%	-	-	-	-	-	-	-	-	-	-	-
RHSP/DAP/FHSP-E/FHSP-DLA Graduates (Longitudinal Rate)													
Class of 2016	85.1%	83.9%	86.2%	77.8%	80.8%	88.9%	-	*	-	*	30.0%	83.0%	-
Class of 2015	84.1%	80.4%	83.3%	60.0%	65.5%	91.1%	-	-	-	*	21.4%	76.2%	0.0%

TEXAS EDUCATION AGENCY
Texas Academic Performance Report

2016-17 District Attendance and Postsecondary Readiness

District Name: MINEOLA ISD
County Name: WOOD
District Number: 250903

	State	Region 07	District	African American	Hispanic	White	American Indian	Asian	Pacific Islander	Two or More Races	Special Ed	Econ Disadv	ELL
RHSP/DAP Graduates (Annual Rate)													
2015-16	85.6%	82.7%	85.9%	77.8%	80.8%	88.5%	-	*	-	*	30.0%	82.4%	-
2014-15	84.3%	82.0%	83.8%	60.0%	66.7%	91.0%	-	-	-	*	23.1%	73.0%	0.0%
FHSP-E Graduates (Annual Rate)													
2015-16	5.6%	19.7%	*	-	-	*	-	-	-	-	-	-	-
2014-15	3.5%	3.1%	-	-	-	-	-	-	-	-	-	-	-
FHSP-DLA Graduates (Annual Rate)													
2015-16	51.9%	66.3%	*	-	-	*	-	-	-	-	-	-	-
2014-15	37.3%	47.2%	-	-	-	-	-	-	-	-	-	-	-
RHSP/DAP/FHSP-E/FHSP-DLA Graduates (Annual Rate)													
2015-16	83.3%	83.2%	86.0%	77.8%	80.8%	88.7%	-	*	-	*	30.0%	82.4%	-
2014-15	82.2%	79.1%	83.8%	60.0%	66.7%	91.0%	-	-	-	*	23.1%	73.0%	0.0%
Advanced Course/Dual-Credit Course Completion (Grades 11-12)													
Any Subject													
2015-16	55.0%	47.6%	49.0%	37.5%	46.3%	47.8%	-	100.0%	-	*	12.0%	38.8%	*
2014-15	54.5%	46.7%	51.5%	40.0%	50.0%	55.0%	-	*	-	*	20.0%	38.1%	77 80.0%
English Language Arts													
2015-16	30.1%	22.6%	15.3%	0.0%	17.0%	17.1%	-	0.0%	-	*	4.2%	9.9%	*
2014-15	29.0%	21.0%	21.5%	20.0%	29.6%	19.2%	-	*	-	*	12.5%	17.9%	80.0%
Mathematics													
2015-16	43.1%	37.7%	35.9%	31.3%	32.7%	35.5%	-	100.0%	-	*	5.6%	26.3%	*
2014-15	43.8%	38.2%	38.9%	15.4%	31.3%	45.2%	-	*	-	*	11.1%	26.7%	14.3%
Science													
2015-16	12.2%	7.0%	0.0%	0.0%	0.0%	0.0%	-	*	-	*	0.0%	0.0%	*
2014-15	12.7%	8.1%	0.0%	0.0%	0.0%	0.0%	-	*	-	*	0.0%	0.0%	*
Social Studies													
2015-16	29.0%	20.6%	11.4%	6.3%	9.4%	12.0%	-	*	-	*	0.0%	7.0%	*
2014-15	28.4%	20.5%	14.3%	6.7%	3.8%	20.2%	-	*	-	*	0.0%	3.7%	0.0%
Advanced Course/Dual-Credit Course Completion (Grades 9-12)													
Any Subject													
2015-16	35.9%	28.1%	29.8%	34.5%	32.3%	26.3%	-	62.5%	-	50.0%	19.0%	27.2%	40.0%
2014-15	34.6%	27.0%	32.4%	32.1%	32.5%	32.8%	-	14.3%	-	33.3%	25.0%	28.5%	63.2%
English Language Arts													
2015-16	16.2%	12.7%	6.8%	0.0%	7.3%	7.4%	-	0.0%	-	11.1%	2.4%	4.4%	6.7%
2014-15	15.7%	11.5%	11.3%	17.9%	14.7%	9.9%	-	0.0%	-	0.0%	10.9%	10.2%	47.4%
Mathematics													
2015-16	19.3%	16.7%	20.8%	31.0%	21.0%	18.2%	-	62.5%	-	22.2%	17.1%	18.2%	33.3%
2014-15	19.4%	16.8%	23.4%	15.4%	21.8%	25.5%	-	0.0%	-	22.2%	20.0%	19.8%	25.0%

District Name: MINEOLA ISD
 County Name: WOOD
 District Number: 250903

TEXAS EDUCATION AGENCY
Texas Academic Performance Report
2016-17 District Attendance and Postsecondary Readiness

	State	Region 07	District	African American	Hispanic	White	American Indian	Asian	Pacific Islander	Two or More Races	Special Ed	Econ Disadv	ELL
Advanced Course/Dual-Credit Course Completion (Grades 9-12)													
Science													
2015-16	5.1%	2.8%	3.6%	0.0%	6.2%	2.9%	-	*	-	0.0%	0.0%	4.0%	0.0%
2014-15	5.2%	3.1%	2.2%	0.0%	1.0%	2.2%	-	14.3%	-	12.5%	0.0%	1.8%	0.0%
Social Studies													
2015-16	20.8%	12.8%	5.0%	3.4%	4.2%	5.1%	-	0.0%	-	22.2%	0.0%	3.2%	0.0%
2014-15	19.5%	12.7%	7.0%	3.7%	1.8%	10.0%	-	0.0%	-	0.0%	0.0%	1.6%	0.0%
College-Ready Graduates													
English Language Arts													
2015-16	50.6%	47.8%	55.3%	28.6%	42.9%	62.8%	-	*	-	*	14.3%	37.2%	-
2014-15	42.0%	39.0%	47.0%	*	67.0%	44.0%	-	-	-	*	*	47.0%	*
Mathematics													
2015-16	44.6%	41.3%	36.7%	0.0%	22.7%	44.4%	-	*	-	*	14.3%	26.7%	-
2014-15	38.0%	34.0%	34.0%	*	33.0%	36.0%	-	-	-	*	*	24.0%	*
Both Subjects													
2015-16	38.7%	33.6%	32.9%	0.0%	19.0%	39.5%	-	*	-	*	14.3%	20.9%	-
2014-15	35.0%	31.0%	34.0%	*	33.0%	36.0%	-	-	-	*	*	24.0%	*
Either Subject													
2015-16	56.4%	55.1%	58.2%	28.6%	45.5%	66.7%	-	*	-	*	14.3%	42.2%	-
2014-15	45.0%	41.0%	47.0%	*	67.0%	44.0%	-	-	-	*	*	47.0%	*
College and Career Ready Graduates													
2015-16	75.9%	79.1%	80.6%	55.6%	80.8%	84.9%	-	*	-	*	70.0%	72.5%	-
2014-15	74.5%	77.4%	81.1%	80.0%	70.4%	84.6%	-	-	-	*	69.2%	73.0%	40.0%
Texas Success Initiative Assessment (TSIA)													
English Language Arts													
2015-16	22.6%	22.4%	34.4%	22.2%	26.9%	35.8%	-	*	-	*	10.0%	29.4%	-
2014-15	10.6%	8.3%	13.5%	0.0%	22.2%	10.3%	-	-	-	*	0.0%	13.5%	0.0%
Mathematics													
2015-16	18.1%	18.3%	20.4%	0.0%	15.4%	20.8%	-	*	-	*	10.0%	19.6%	-
2014-15	7.1%	5.5%	5.4%	0.0%	7.4%	5.1%	-	-	-	*	0.0%	2.7%	0.0%
Completion of Two or More Advanced/Dual-Credit Courses in Current and/or Prior Year (Annual Graduates)													
2015-16	48.7%	41.5%	36.6%	22.2%	26.9%	41.5%	-	*	-	*	10.0%	29.4%	-
2014-15	48.1%	37.7%	40.5%	20.0%	40.7%	42.3%	-	-	-	*	0.0%	16.2%	40.0%
Completion of Twelve or More Hours of Postsecondary Credit (Annual Graduates)													
Any Subject													
2015-16	12.2%	19.0%	18.3%	11.1%	15.4%	22.6%	-	*	-	*	0.0%	9.8%	-
2014-15	10.6%	15.2%	23.4%	20.0%	3.7%	30.8%	-	-	-	*	0.0%	0.0%	0.0%
AP/IB Course Completion (Annual Graduates)													
2015-16	44.8%	25.3%	26.9%	0.0%	15.4%	32.1%	-	*	-	*	0.0%	15.7%	-
2014-15	43.4%	24.8%	8.1%	0.0%	3.7%	10.3%	-	-	-	*	0.0%	2.7%	0.0%

78

District Name: MINEOLA ISD
 County Name: WOOD
 District Number: 250903

TEXAS EDUCATION AGENCY
Texas Academic Performance Report
2016-17 District Attendance and Postsecondary Readiness

	State	Region 07	District	African American	Hispanic	White	American Indian	Asian	Pacific Islander	Two or More Races	Special Ed	Econ Disadv	ELL
CTE Coherent Sequence (Annual Graduates)													
2015-16	47.8%	60.4%	59.1%	44.4%	61.5%	64.2%	-	*	-	*	60.0%	52.9%	-
2014-15	46.6%	60.5%	61.3%	80.0%	40.7%	66.7%	-	-	-	*	69.2%	59.5%	0.0%
AP/IB Results (Participation)													
All Subjects													
2016	25.5%	11.9%	0.0%	0.0%	0.0%	0.0%	-	0.0%	-	*	n/a	0.0%	n/a
2015	24.9%	11.7%	0.0%	0.0%	0.0%	0.0%	-	*	-	*	n/a	0.0%	n/a
English Language Arts													
2016	15.5%	6.6%	0.0%	0.0%	0.0%	0.0%	-	0.0%	-	*	n/a	0.0%	n/a
2015	15.1%	6.4%	0.0%	0.0%	0.0%	0.0%	-	*	-	*	n/a	0.0%	n/a
Mathematics													
2016	6.8%	2.4%	0.0%	0.0%	0.0%	0.0%	-	0.0%	-	*	n/a	0.0%	n/a
2015	6.8%	2.3%	0.0%	0.0%	0.0%	0.0%	-	*	-	*	n/a	0.0%	n/a
Science													
2016	10.4%	3.9%	0.0%	0.0%	0.0%	0.0%	-	0.0%	-	*	n/a	0.0%	n/a
2015	10.2%	4.3%	0.0%	0.0%	0.0%	0.0%	-	*	-	*	n/a	0.0%	n/a
Social Studies													
2016	14.8%	5.9%	0.0%	0.0%	0.0%	0.0%	-	0.0%	-	*	n/a	0.0%	n/a
2015	14.4%	5.8%	0.0%	0.0%	0.0%	0.0%	-	*	-	*	n/a	0.0%	n/a
SAT/ACT Results													
Tested													
Class of 2016	71.6%	55.9%	60.2%	66.7%	61.5%	54.7%	-	*	-	*	n/a	61.5%	n/a
Class of 2015	68.3%	53.1%	60.4%	80.0%	37.0%	67.9%	-	-	-	*	n/a	45.0%	n/a
At/Above Criterion													
Class of 2016	22.5%	19.4%	21.4%	0.0%	12.5%	31.0%	-	*	-	*	n/a	12.5%	n/a
Class of 2015	24.3%	21.1%	19.4%	*	10.0%	22.6%	-	-	-	-	n/a	11.1%	n/a
Average SAT Score													
All Subjects													
Class of 2016	1375	1397	1295	924	1218	1412	-	*	-	*	n/a	1208	n/a
Class of 2015	1394	1409	1345	*	1186	1377	-	-	-	-	n/a	1282	n/a
English Language Arts and Writing													
Class of 2016	903	919	851	626	805	925	-	*	-	*	n/a	790	n/a
Class of 2015	912	924	875	*	758	898	-	-	-	-	n/a	840	n/a
Mathematics													
Class of 2016	472	478	444	298	413	488	-	*	-	*	n/a	418	n/a
Class of 2015	482	485	470	*	429	479	-	-	-	-	n/a	442	n/a
Average ACT Score													
All Subjects													
Class of 2016	20.3	19.7	19.8	14.4	18.2	21.6	-	*	-	-	n/a	18.1	n/a
Class of 2015	20.6	20.0	20.9	*	21.6	21.2	-	-	-	-	n/a	20.4	n/a

79

District Name: MINEOLA ISD
 County Name: WOOD
 District Number: 250903

TEXAS EDUCATION AGENCY
Texas Academic Performance Report
2016-17 District Attendance and Postsecondary Readiness

	State	Region 07	District	African American	Hispanic	White	American Indian	Asian	Pacific Islander	Two or More Races	Special Ed	Econ Disadv	ELL
Average ACT Score													
English Language Arts													
Class of 2016	19.8	19.4	19.6	12.9	18.0	21.6	-	*	-	-	n/a	17.4	n/a
Class of 2015	20.1	19.7	20.9	*	21.6	21.2	-	-	-	-	n/a	19.8	n/a
Mathematics													
Class of 2016	20.5	19.6	20.0	15.6	17.6	22.0	-	*	-	-	n/a	18.4	n/a
Class of 2015	20.9	19.9	20.6	*	21.4	20.6	-	-	-	-	n/a	20.7	n/a
Science													
Class of 2016	20.5	20.0	19.6	15.4	18.4	20.7	-	*	-	-	n/a	18.6	n/a
Class of 2015	20.7	20.2	20.5	*	21.2	20.8	-	-	-	-	n/a	20.3	n/a
Graduates Enrolled in Texas Institution of Higher Education (TX IHE)													
2014-15	56.1%	52.8%	54.1%	n/a	n/a	n/a	n/a	n/a	n/a	n/a	n/a	n/a	n/a
2013-14	57.5%	54.5%	46.5%	n/a	n/a	n/a	n/a	n/a	n/a	n/a	n/a	n/a	n/a
Graduates in TX IHE Completing One Year Without Remediation													
2014-15	55.6%	54.5%	48.2%	n/a	n/a	n/a	n/a	n/a	n/a	n/a	n/a	n/a	n/a
2013-14	70.5%	70.2%	78.6%	n/a	n/a	n/a	n/a	n/a	n/a	n/a	n/a	n/a	n/a

District Name: MINEOLA ISD
 County Name: WOOD
 District Number: 250903

TEXAS EDUCATION AGENCY
Texas Academic Performance Report
2016-17 District Profile

Student Information	----- District -----		----- State -----	
	Count	Percent	Count	Percent
Total Students:	1,623	100.0%	5,343,834	100.0%
Students by Grade:				
Early Childhood Education	0	0.0%	13,821	0.3%
Pre-Kindergarten	73	4.5%	223,833	4.2%
Kindergarten	126	7.8%	371,682	7.0%
Grade 1	116	7.1%	395,568	7.4%
Grade 2	131	8.1%	408,582	7.6%
Grade 3	113	7.0%	412,581	7.7%
Grade 4	122	7.5%	410,882	7.7%
Grade 5	107	6.6%	400,016	7.5%
Grade 6	134	8.3%	398,017	7.4%
Grade 7	123	7.6%	396,001	7.4%
Grade 8	130	8.0%	392,231	7.3%
Grade 9	113	7.0%	431,486	8.1%
Grade 10	131	8.1%	395,057	7.4%
Grade 11	108	6.7%	363,655	6.8%
Grade 12	96	5.9%	330,422	6.2%
Ethnic Distribution:				
African American	112	6.9%	673,291	12.6%
Hispanic	524	32.3%	2,802,180	52.4%
White	899	55.4%	1,499,559	28.1%
American Indian	12	0.7%	20,701	0.4%
Asian	20	1.2%	224,834	4.2%
Pacific Islander	0	0.0%	7,687	0.1%
Two or More Races	56	3.5%	115,582	2.2%
Economically Disadvantaged	995	61.3%	3,155,117	59.0%
Non-Educationally Disadvantaged	628	38.7%	2,188,717	41.0%
English Language Learners (ELL)	158	9.7%	1,010,168	18.9%
Students w/ Disciplinary Placements (2015-2016)	24	1.4%	74,803	1.4%
At-Risk	590	36.4%	2,685,789	50.3%
Students with Disabilities by Type of Primary Disability:				
Total Students with Disabilities	125		467,611	
By Type of Primary Disability				
Students with Intellectual Disabilities	50	40.0%	207,935	44.5%
Students with Physical Disabilities	42	33.6%	102,283	21.9%
Students with Autism	**	**	58,444	12.5%
Students with Behavioral Disabilities	22	17.6%	93,082	19.9%
Students with Non-Categorical Early Childhood	*	*	5,867	1.3%

District Name: MINEOLA ISD
 County Name: WOOD
 District Number: 250903

TEXAS EDUCATION AGENCY
Texas Academic Performance Report
2016-17 District Profile

Student Information	----- District -----		----- State -----	
	Count	Percent	Count	Percent
Graduates (Class of 2016):				
Total Graduates	93	100.0%	324,311	100.0%
By Ethnicity (incl. Special Ed.):				
African American	9	9.7%	41,084	12.7%
Hispanic	26	28.0%	157,633	48.6%
White	53	57.0%	104,551	32.2%
American Indian	0	0.0%	1,280	0.4%
Asian	4	4.3%	13,481	4.2%
Pacific Islander	0	0.0%	449	0.1%
Two or More Races	1	1.1%	5,833	1.8%
By Graduation Type (incl. Special Ed.):				
Minimum H.S. Program	13	14.0%	42,804	13.2%
Recommended H.S. Program/DAP	79	84.9%	254,625	78.5%
Foundation High School Plan (No Endorsement)	0	0.0%	11,477	3.5%
Foundation High School Plan (Endorsement)	1	1.1%	1,501	0.5%
Foundation High School Plan (DLA)	0	0.0%	13,904	4.3%
Special Education Graduates	10	10.8%	23,325	7.2%

District Name: MINEOLA ISD
 County Name: WOOD
 District Number: 250903

TEXAS EDUCATION AGENCY
Texas Academic Performance Report
2016-17 District Profile

Student Information	- Non-Special Education Rates -		- Special Education Rates -	
	District	State	District	State
Retention Rates by Grade:				
Kindergarten	2.9%	1.8%	37.5%	7.7%
Grade 1	2.5%	3.8%	20.0%	6.8%
Grade 2	3.6%	2.4%	11.1%	3.1%
Grade 3	0.9%	1.6%	0.0%	1.2%
Grade 4	0.0%	0.8%	10.0%	0.7%
Grade 5	0.0%	0.4%	0.0%	0.7%
Grade 6	0.0%	0.6%	0.0%	0.7%
Grade 7	0.0%	0.7%	0.0%	0.8%
Grade 8	0.0%	0.5%	0.0%	0.9%

	----- District -----		----- State -----	
	Count	Percent	Count	Percent
Data Quality:				
Underreported Students	0	0.0%	6,686	0.3%

Class Size Information	District	State
Class Size Averages by Grade and Subject (Derived from teacher responsibility records):		
Elementary:		
Kindergarten	17.7	18.8
Grade 1	19.3	18.8
Grade 2	18.7	18.9
Grade 3	18.7	19.0
Grade 4	20.4	19.0
Grade 5	18.0	20.9
Grade 6	18.9	20.4
Secondary:		
English/Language Arts	15.7	16.8
Foreign Languages	21.8	18.7
Mathematics	16.4	18.0
Science	19.8	19.0
Social Studies	21.8	19.4

District Name: MINEOLA ISD
 County Name: WOOD
 District Number: 250903

TEXAS EDUCATION AGENCY
Texas Academic Performance Report
2016-17 District Profile

Staff Information	----- District -----		----- State -----	
	Count	Percent	Count	Percent
Total Staff	217.2	100.0%	705,007.9	100.0%
Professional Staff:	153.5	70.7%	451,253.5	64.0%
Teachers	125.7	57.9%	352,756.1	50.0%
Professional Support	12.0	5.5%	70,392.1	10.0%
Campus Administration (School Leadership)	10.8	5.0%	20,492.1	2.9%
Central Administration	5.0	2.3%	7,613.2	1.1%
Educational Aides:	15.0	6.9%	67,934.0	9.6%
Auxiliary Staff:	48.7	22.4%	185,820.3	26.4%
Total Minority Staff:	34.5	15.9%	346,378.5	49.1%
Teachers by Ethnicity and Sex:				
African American	5.5	4.4%	35,986.3	10.2%
Hispanic	7.0	5.6%	93,694.5	26.6%
White	106.2	84.5%	211,028.1	59.8%
American Indian	1.0	0.8%	1,243.7	0.4%
Asian	0.0	0.0%	5,383.5	1.5%
Pacific Islander	1.0	0.8%	1,521.6	0.4%
Two or More Races	5.0	4.0%	3,898.4	1.1%
Males	32.7	26.0%	83,544.8	23.7%
Females	93.0	74.0%	269,211.3	76.3%
Teachers by Highest Degree Held:				
No Degree	0.0	0.0%	4,333.3	1.2%
Bachelors	90.3	71.8%	262,745.0	74.5%
Masters	35.4	28.2%	83,426.6	23.6%
Doctorate	0.0	0.0%	2,251.2	0.6%
Teachers by Years of Experience:				
Beginning Teachers	7.0	5.6%	27,413.0	7.8%
1-5 Years Experience	21.0	16.7%	98,846.9	28.0%
6-10 Years Experience	27.0	21.5%	73,646.0	20.9%
11-20 Years Experience	41.0	32.6%	98,156.2	27.8%
Over 20 Years Experience	29.7	23.6%	54,694.0	15.5%
Number of Students per Teacher	12.9	n/a	15.1	n/a

84

District Name: MINEOLA ISD
 County Name: WOOD
 District Number: 250903

TEXAS EDUCATION AGENCY
Texas Academic Performance Report
2016-17 District Profile

Staff Information	District	State
Experience of Campus Leadership:		
Average Years Experience of Principals	25.8	19.5
Average Years Experience of Principals with District	10.5	12.2
Average Years Experience of Assistant Principals	18.5	15.7
Average Years Experience of Assistant Principals with District	13.8	10.1
Average Years Experience of Teachers:		
Average Years Experience of Teachers	13.8	10.9
Average Years Experience of Teachers with District:	6.6	7.2
Average Teacher Salary by Years of Experience (regular duties only):		
Beginning Teachers	\$33,914	\$46,199
1-5 Years Experience	\$36,492	\$48,779
6-10 Years Experience	\$41,808	\$51,184
11-20 Years Experience	\$48,205	\$54,396
Over 20 Years Experience	\$57,401	\$60,913
Average Actual Salaries (regular duties only):		
Teachers	\$46,250	\$52,525
Professional Support	\$52,088	\$61,728
Campus Administration (School Leadership)	\$54,782	\$76,471
Central Administration	\$80,320	\$100,397
Instructional Staff Percent:	67.1%	64.6%
Turnover Rate for Teachers:	25.1%	16.4%
Staff Exclusions:		
Shared Services Arrangement Staff:		
Professional Staff	17.0	1,112.5
Educational Aides	10.0	216.4
Auxiliary Staff	4.6	454.3
Contracted Instructional Staff:	0.0	2,110.5

District Name: MINEOLA ISD
 County Name: WOOD
 District Number: 250903

TEXAS EDUCATION AGENCY
Texas Academic Performance Report
2016-17 District Profile

Program Information	----- District -----		----- State -----	
	Count	Percent	Count	Percent
Student Enrollment by Program:				
Bilingual/ESL Education	153	9.4%	1,005,219	18.8%
Career & Technical Education	375	23.1%	1,336,684	25.0%
Gifted & Talented Education	63	3.9%	415,641	7.8%
Special Education	125	7.7%	467,611	8.8%
Teachers by Program (population served):				
Bilingual/ESL Education	2.0	1.6%	21,143.9	6.0%
Career & Technical Education	5.4	4.3%	15,992.3	4.5%
Compensatory Education	12.1	9.6%	9,777.0	2.8%
Gifted & Talented Education	0.0	0.0%	6,556.8	1.9%
Regular Education	92.1	73.2%	256,918.3	72.8%
Special Education	11.1	8.9%	30,361.9	8.6%
Other	3.0	2.4%	12,005.8	3.4%

Link to:
[PEIMS Financial Standard Reports/](#)
[2015-2016 Financial Actual Report](#)

- 'A' Indicates that ELL rates at met or exceeded standard and exceeded standard include current and monitored students.
- '*' Indicates results are masked due to small numbers to protect student confidentiality.
- '**' When only one group is masked, then the second smallest group is masked (regardless of size).
- '-' Indicates zero observations reported for this group.
- 'n/a' Indicates data reporting is not applicable for this group.
- '***' Indicates that rates for Reading and Mathematics are based on the cumulative results from the first and second administrations of STAAR.
- '?' Indicates that the data for this item were statistically improbable, or were reported outside a reasonable range.

This page intentionally left blank.

School Board Continuing Education Record

Mineola Independent School District

12-18-17 Regular Meeting

Name	Tier One		Tier Two	Tier Three	Open Meetings Training	Public Information Act Training
	Local Orientation*	Education Code Orientation* or Update	Team-Building and Assessment	Continuing Education in Assessed Needs**	Required of All Elected Public Officials	Required of All Elected Public Officials
Dr. John Abbott	N/A	M	M	E	√	√
Regan Brandon	N/A	M	M	E	√	√
Carlist Brinkley	N/A	M	D	E	√	√
Dr. Kyle Gully	N/A	M	M	E	√	√
Holly Mischnick	N/A	M	M	E	√	√
Kellam Newell	N/A	M	M	E	√	√
Jill Quiambao	N/A	M	M	E	√	√

* Applicable for first year board members only.

** New Members are required to have a minimum of 10 hours. Returning members are required to have a minimum of 5 hours.

M - Met Requirements

E - Exceeded Requirements

D - Developing

Public Forum

Any person wishing to address the Board during the period reserved for public comment at a Board meeting must sign up to be heard, in accordance with District policy BED(LOCAL):

1. Each participant will be limited to FIVE (5) minutes to make comments to the Board.
2. Any group of five or more persons must appoint one person to present the group's views to the Board.
3. The Board is **NOT** permitted to discuss or act upon any issues that are not posted on the agenda for tonight's meeting. The Board has adopted complaint policies that are designed to secure, at the lowest possible administrative level, a prompt and equitable resolution of complaints and concerns. Each of these processes provides that, if a resolution cannot be achieved administratively, the person may appeal the administrative decision to the Board as a properly posted agenda item.

ORDER OF BUSINESS FOR THE REGULAR BOARD MEETING SCHEDULED FOR THE MINEOLA INDEPENDENT SCHOOL DISTRICT TO BE HELD IN THE ADMINISTRATION BUILDING AT 6:00 P.M., NOVEMBER 13, 2017---MINUTES

A. Call to Order

Executed by Board President, Regan Brandon, at 6:01 p.m.

Roll Call

Establishment of a quorum:

Regan Brandon, President
 Dr. John Abbott, Vice President
 Dr. Kyle Gully, Secretary
 Carlist Brinkley
 Holly Mischnick
 Kellam Newell
 Jill Quiambao

**B. Executive Session – Section 551.074, Texas Government Code
 Personnel (Appointment, Employment, Evaluation, Reassignment of Duties,
 Discipline, Dismissal, and Complaint)**

The board presiding officer, Regan Brandon, made the following announcement in open session prior to the closed session: “At this time the board has business pertinent to Texas Government Code Section 551.074, which should be conducted in closed session. Let the Official Minutes indicate that closed session is now declared at 6:02 p.m., on Monday, November 13, 2017, for the Mineola Independent School District Board of School Trustees.”

The board presiding officer made the following announcement at the end of closed session: “Let the Official Minutes indicate that the Board entered open session at 6:12 p.m., November 13, 2017. The floor is now open for business.”

C. Reconvene from Executive Session

The Board reconvened from Executive Session and asked students from the FFA program to give a demonstration of their program for contest.

D. Invocation, Pledges of Allegiance, and Welcome Visitors

The invocation was led by Dr. John Abbott.
 The Pledge of Allegiance to the American flag and Texas flag was led by Holly Mischnick.

E. Gifts and Donations

Longhorn Ford presented the district with a donation of \$1,720.00, proceeds from their Drive4URSchool program.

F. Consider Action on Items Discussed in Executive Session

No action was taken.

G. Public Review and Distribution of 2016-2017 Financial Integrity Rating System of Texas (FIRST) Report of the 2015-2016 Data for Mineola Independent School District

William Bjork reviewed the FIRST report.

H. Consideration and Approval of a Resolution Canvassing the Returns and Declaring the Results of a Bond Election; and Other Matters in Connection Therewith

A motion was made by Kellam Newell and seconded by Dr. Kyle Gully that the Resolution Canvassing the Returns and Declaring the Results of a Bond Election; and Other Matters in Connection Therewith be finally passed and adopted.

Motion Carried 7-0

I. Information Items (No Action Required)

1. **Financial Report for October**
Mr. Bjork presented the financial report for October
2. **Tax Collection Report for October**
Mr. Bjork presented the tax report for October
3. **Enrollment-Attendance Report**
Mrs. Tunnell reviewed the current enrollment-attendance report

J. Public Forum (Public Comments)

There were no public comments.

K. Action Items**1. Consent Agenda**

**a. Minutes of Meeting Held by the Mineola I.S.D. Board of Trustees
*October 16, 2017 Regular Meeting**

A motion was made by Holly Mischnick and seconded by Jill Quiambao to approve the minutes of October 16, 2017 regular meeting

Motion Carried 7-0

2. New and Unfinished Action Items

a. Consider Approval of the 2016-2017 Financial Integrity Rating System of Texas (FIRST) Rating Report

A motion was made by Holly Mischnick and seconded by Kellam Newell to approve the FIRST report as presented.

Motion Carried 7-0

b. Cast votes for the Wood County Appraisal District Board of Directors

A motion was made by Jill Quiambao and seconded by Dr. Kyle Gully to cast all Mineola I.S.D. votes for Sam Curry for the Board of Directors of the Wood County Appraisal District.

Motion Carried 7-0

c. Consider Approval of Meredith Foundation Grant Request List

A motion was made by Dr. John Abbott and seconded by Jill Quiambao to approve the Meredith Foundation Grant Request List in the following priority and estimated cost:

1. Scholarships for students \$30,000
2. Science Lab equipment Update (HS, MS) \$25,000
3. CTE welding equipment (HS) \$15,032
4. CTE computer upgrades (HS) \$20,000
5. Chromebooks for class sets (MS) \$37,200
6. Classroom library and intervention materials (ES, MS, HS) \$14,000
7. Listening system for language translation (ES, District) \$9,300
8. Music instruments (PS, ES) \$7,350
9. Shade for playground (MS) \$20,000
10. Portable projection system (HS, District) \$7,400
11. Band chairs and stands (MS) \$5,000

Motion Carried 7-0

d. Consider Approval of TASB Policy Update 109 affecting local policies

BBE(LOCAL): BOARD MEMBERS – AUTHORITY, CDA(LOCAL): OTHER REVENUES – INVESTMENTS, CKC(LOCAL): SAFETY PROGRAM/RISK, MANAGEMENT - EMERGENCY PLANS, CNA(LOCAL): TRANSPORTATION MANAGEMENT - STUDENT TRANSPORTATION, CO(LOCAL): FOOD SERVICES MANAGEMENT, DF(LOCAL): TERMINATION OF EMPLOYMENT, DH(LOCAL): EMPLOYEE STANDARDS OF CONDUCT, EHBAF(LOCAL): SPECIAL EDUCATION - VIDEO/AUDIO MONITORING, EJ(LOCAL): ACADEMIC GUIDANCE PROGRAM,

FEA(LOCAL): ATTENDANCE - COMPULSORY ATTENDANCE, FFAA(LOCAL): WELLNESS AND HEALTH SERVICES - PHYSICAL EXAMINATIONS, FFF(LOCAL): STUDENT WELFARE - STUDENT SAFETY, FFI(LOCAL): STUDENT WELFARE - FREEDOM FROM BULLYING, GBAA(LOCAL): INFORMATION ACCESS - REQUESTS FOR INFORMATION, GKA(LOCAL): COMMUNITY RELATIONS - CONDUCT ON SCHOOL PREMISES, GKC(LOCAL): COMMUNITY RELATIONS – VISITORS, GKE(LOCAL): COMMUNITY RELATIONS - BUSINESS , CIVIC, AND YOUTH GROUPS

A motion was made by Holly Mischnick and seconded by Dr. Kyle Gully to approve TASB Policy Update 109 as presented.

Motion Carried 7-0

e. Consider Adopting a Resolution to Encourage Voting

A motion was made by Kellam Newell and seconded by Carlist Brinkley to adopt a Resolution to Encourage Voting

Motion Carried 7-0

L. Superintendent Reports and Discussion Items

1. David Sauer gave a High School update
2. Facilities
Mrs. Tunnell gave an update on facilities

M. Announcements

Kim Tunnell reviewed any upcoming events and made announcements.

N. Adjournment

Board President, Regan Brandon, adjourned the meeting.

APPROVED THIS 18th DAY OF DECEMBER, 2017.

Board President

Board Secretary

ORDER OF BUSINESS FOR THE BOARD OF TRUSTEES SPECIAL-CALLED MEETING SCHEDULED FOR THE MINEOLA INDEPENDENT SCHOOL DISTRICT HELD AT ADMINISTRATION BUILDING AT 6:00 P.M., NOVEMBER 14, 2017

A. Call to Order

Executed by Board President, Regan Brandon at 6:00 p.m.

Roll Call, Establishment of Quorum:

Regan Brandon, President
Dr. John Abbott, Vice President
Dr. Kyle Gully, Secretary
Carlist Brinkley - absent
Holly Mischnick
Kellam Newell
Jill Quiambao

B. Invocation, Pledges and Introductions

Regan Brandon led the invocation and pledges

C. Team of Eight Training

Team of Eight training was led by Dr. Russell Marshall

D. Adjournment – Board President Regan Brandon adjourned the meeting.

APPROVED THIS 18th DAY OF DECEMBER, 2017

Board President

Board Secretary