

# Agenda of Regular Action Meeting

## The Board of Trustees Dickinson Independent School District

---

A Regular Action Meeting of the Board of Trustees of Dickinson Independent School District will be held October 4, 2021, beginning at 6:30 PM in the Education Support Center, 2218 FM 517, Dickinson, TX 77539.

The subjects to be discussed or considered or upon which any formal action may be taken are listed below. Items do not have to be taken in the same order as shown on this meeting notice. Unless removed from the consent agenda, items identified within the consent agenda will be acted on at one time.

*During the course of this meeting the Board of Trustees may determine that a closed meeting of the Board of Trustees is required, to discuss the items set forth below. Such closed meeting is authorized by the Texas Open Meetings Act, Texas Government Code Section 551.001 et seq. The closed meeting will be held by the School Board at the date, hour and place indicated in this Notice/Agenda or as soon after the commencement of the meeting covered by this Notice/ Agenda as the School Board may conveniently meet in such closed or executive meeting or session concerning any and all purposes permitted by the Act, including, but not limited to, the sections and purposes covered by the following sections of the Texas Government Code: 551.071, 551.072, 551.073, 551.074, 551.076, 551.082, 551.083, 551.084. Should any final action, decision or vote be required with regard to any matter considered in closed session, the final action, decision or vote shall be in the open meeting, or at a subsequent public meeting, with notice.*

1. Roll Call, Establish Quorum, Welcome Visitors
2. Pledge of Allegiance to the American and Texas Flags
3. Special Recognition
  - A. KJHS Honors Band Mark of Excellence National Award 3
  - B. Educators Rising 2021 National Conference & Competition 4
  - C. THSCA Recognition-Coach Jason Wilson 5
  - D. Big Impact Award 6
  - E. Texas Education Human Resources Day 8
4. Public Comment: Agenda Items 10
5. Open Forum 11
6. Consideration of 2020 Census Data and Redistricting Timeline and Criteria 12
7. Delinquent Tax Attorney Report 46
8. Closed Executive Session 58
  - A. Section 551.074 – Resignations, Retirements, New Hires
9. Action on Closed Executive Session Items
  - A. Consider Approval of Resignations, Retirements, New Hires 59
10. Written Reports 60
  - A. School Liaison Officer Safety Report 61

B. Tax Collection Report for August 2021 and Year to Date	70
11. Hurricane Nicholas Pay Resolution	72
12. Nominations for the Galveston Central Appraisal District (GCAD) Board of Directors	75
13. Updated Interlocal Governmental Agreement for SLO Program between County of Galveston and Dickinson ISD	82
14. Action Items	90
A. Quarterly Investment Report	91
B. EL Education Exception/ESL Waivers Application	109
C. Investment Strategy for 2021-2022 Fiscal Year	128
D. Investment Policy-Board Policy CDA (LOCAL)	130
E. Consent Agenda Items	135
• Budget Amendments/Adjustments for September 16, 23, 30, 2021	
• Donation to LES-Frank Burns, Post No. 5619	
• Campus Fundraising Requests-DHS Robotics, DHS Barbers, DHS c/o 2024, SLES	
• Donation to HRES-TangerKIDS Grant	
• September 13, 2021 Minutes	
• Campus Fundraising Requests-DHS FFA, DHS Floral Design, DHS DECA Business, DHS TAFE, DHS Athletics	
• Approval of Proposals Received RFP#21-09-1144	
• Approval of Proposals Received RFP#21-09-1145	
• Approval of Proposals Received RFP#21-09-1146	
15. Adjournment	

---

*The notice for this meeting was posted in compliance with the Texas Open Meeting Act on Friday, October 1, 2021 at or before 4:30 p.m.*

*DISD complies with Title II and will make efforts to ensure that board meetings are accessible to qualified individuals with disabilities by furnishing appropriate auxiliary aids and services and making reasonable accommodations. Contact the Asst. Supt. for Administration at (281) 229-6024 should you need accessibility.*




---

Carla Voelkel

Superintendent of Schools

**DICKINSON INDEPENDENT SCHOOL DISTRICT  
BOARD AGENDA ITEM**

**Meeting Date:** October 4, 2021

**Item Title:** Kranz Honors Band Mark of Excellence National Award

**Agenda Item:** Tammy Dowdy

**Background Information:**

The Kranz Junior High Honors Band is a National Winner in the Mark of Excellence/ National Wind Band Honors project. Coordinated by the Foundation for Music Education, the competition allows schools to enter recordings in which the top quarter are selected as National Winners and the second quarter receive Commended Honors.

This year, 236 of the finest musical ensembles in the nation entered the competition. The project has now received entries from 38 states. All of the groups receive recorded and written comments from the adjudicators, and a compilation recording of the National Winners.

Representing the Kranz Honors Band are the student officers. They include:

**Caroline Korenek**, President  
**Brady Korenek**, Vice President  
**Collin Wilson**, Treasurer  
**Jazlynn Davis**, Secretary  
**Carina Cantu**, Librarian  
**Jason Gregory**, Chaplain

The Kranz Band is led by directors **Kelby Koch** and **Juan Castillo**.

**DICKINSON INDEPENDENT SCHOOL DISTRICT  
BOARD AGENDA ITEM**

**Meeting Date:** October 4, 2021

**Item Title:** Educators Rising 2021 National Conference & Competition

**Agenda Item:** Tammy Dowdy

**Background Information:**

Three groups of Dickinson High School Texas Association of Future Educators (TAFE) Career & Technical Education (CTE) students advanced to the Educators Rising 2021 National Conference & Competition in June. Two of the three teams medaled at the national level as follows:

Honorees include:

<b>Ciara Castanie</b>	Placed 4 <sup>th</sup> in Ethical Dilemma
<b>Jade Brown</b>	Placed 4 <sup>th</sup> in Ethical Dilemma
<b>Yuvicxa Arambula</b>	Placed 4 <sup>th</sup> in Ethical Dilemma
<b>Savannah Owen</b>	Placed 7 <sup>th</sup> in Research Learning Challenges
<b>Deczarie Menguito</b>	Placed 7 <sup>th</sup> in Research Learning Challenges
<b>Emily Streams</b>	Placed 7 <sup>th</sup> in Research Learning Challenges

The TAFE organization is co-sponsored by **Elena Flores** and **Angelica Valderramos**.

**DICKINSON INDEPENDENT SCHOOL DISTRICT  
BOARD AGENDA ITEM**

**Meeting Date:** October 4, 2021

**Item Title:** Jason Wilson THSCA Board of Directors

**Agenda Item:** Tammy Dowdy

**Background Information:**

We would like to recognize Dickinson High School Boys Varsity Basketball Team Coach **Jason Wilson** for his service on the Texas High School Coaches Association Board of Directors. He is currently on his second year of a three-year term representing Region 5.

THSCA says, "Coach Wilson has been a great asset to our board. The Texas High School Coaches Association's Board of Directors have a huge responsibility in making decisions that affect our 23,000 plus members. Coach Wilson is very well respected by his peers, and we look forward to working with him this year as we continue our mission of Helping Coaches Help Kids."

## DICKINSON INDEPENDENT SCHOOL DISTRICT BOARD AGENDA ITEM

**Meeting Date:** October 4, 2021

**Item Title:** Big Impact Award

**Agenda Item:** Kimberly Rich

### **Background Information:**

The Big Impact Award is an employee recognition award given once per month to individuals who make an impact by going above and beyond the call of duty. Honorees are nominated by peers, supervisors, or community members.

Big Impact Award Honorees exemplify these attributes:

1. Provides outstanding service to others
2. Assists others beyond normal expectations
3. Creates a positive impression of their department
4. Sacrifices their time and energy for the "Gator" good
5. Acts with honesty and integrity at all times

### **Katherine Daley, Counselor, DCC/DALC**

- At DCC we pride ourselves in identifying and enrolling kids who truly need our program to catch up and graduate on time. Our DCC program allows students the opportunity to accelerate their learning in order to recover lost credits faster, thus allowing our students the chance to graduate on time with their original 4-year cohort. Katie Daley, who is our Counselor, is the person in charge of identifying where a student is academically, and then developing an accelerated plan to help each student graduate on time. To accomplish this, Katie has to conduct numerous transcript evaluations, and develop a schedule for each student that provides them with the best opportunity to be successful. The process is time consuming but Katie works tirelessly to ensure every one of our DCC students is set up for success with the courses they need. Katie is also responsible for uploading the courses each student is assigned in Edgenuity, the online program we use to provide the curricula to each student. Maintaining strong parental contact for DCC students is a top priority for Katie. If a student is struggling to attend, Katie is the first one to make a home visit. She is always thinking outside the box, and truly loves every one of our students. We are extremely lucky to have Katie Daley as our Counselor. None of our DCC kids would achieve their success without the hard work, dedication, love, and attention she gives to every one of them.

**Katherine Martin**, Instructional Coach, Lobit Middle School

- Kathy exhibits exemplary leadership qualities in her new role as the ELA/SS Instructional Coach. Her dedication to this role is evident in her positivity, focused meetings, and assistance with the needs of the teachers. She is off to a fantastic year!
- Kathy is leading the LMS ELAR and SS teachers into the 2021- 2022 school year with professionalism, confidence, and a collaborative mindset!

**Crystal Wilson**, Teacher, Hughes Road Elementary School

- Mrs. Wilson is a perfect example of what a dedicated Gator teacher should exemplify. She is my partner teacher this year and I feel so blessed. She truly loves and cares for each child and always has a positive outlook. She sacrifices a lot of her time every day before and after school to make sure her lessons for the students are perfectly aligned with their needs. Mrs. Wilson also runs the Robotic program and does a fantastic job.
- Crystal Wilson is a third grade math, science and social studies teacher. She is also in charge of our winning robotics team. I am nominating Mrs. Wilson for the Big Impact award because Mrs. Wilson always goes above and beyond what is asked of her. She works countless hours working for the greater good of our students, teaching team, grade level and our school. Mrs. Wilson is the type of person that does whatever it takes to get the job done and everything she touches, you can depend on it being done correctly! Recently, three teachers on our third grade team were unexpectedly out for medical reasons. Mrs. Wilson spearheaded ensuring the substitutes in the classrooms for the subjects in which she teaches, had the materials they needed to successfully implement good teaching. In addition, Mrs. Wilson is a forward thinker and is not afraid to voice her opinion about strategies, technique and ideas she may have about intercepting obstacles. She shares her resources without complaint and she is a true team player. Mrs. Wilson has made a major impact on each student she teaches, every teacher she has worked with, and every person she meets! She is so deserving of recognition, because a simple "Thank You" does not seem like enough for all she does and who she is. Did I mention she is also extremely fluid with technology? She shares her knowledge of technology with anyone who asks and she is a major asset to our school! She solicited her husband, who happens to work for NASA, to bring a field trip to us! Because of Mrs. Wilson, a NASA space suit was brought to our school and the students had an opportunity to interact with NASA personnel about the space suit and all things NASA! Mrs. Wilson is the epitome of why I believe this award was created.

**DICKINSON INDEPENDENT SCHOOL DISTRICT  
BOARD AGENDA DOCUMENT**


**Meeting Date:** October 4, 2021

**Item Title:** Human Resources Resolution

**Agenda Item:** Carla Voelkel

**Background Information:**

Board President David Swartz will sign a resolution proclaiming October 13, 2021 as Texas Education Human Resources Day throughout the district.



# Resolution

---

**Whereas**, the Human Resources division is instrumental in recruiting, selecting, resourcing, and retaining quality staff in support of providing an excellent education for all students; and

**Whereas**, Human Resources plays a key role in fostering satisfaction and loyalty among employees by allowing for professional growth and development and keeping employees informed about policies, working conditions, compensation, and benefits; and

**Whereas**, Human Resources monitors and manages current and future workforce trends, organizational culture, legal and legislative trends, and ethical and social responsibility; and

**Whereas**, Human Resources is an important part of district leadership and is vital to the overall productivity and efficiency of the district's workforce; and

**Whereas**, Human Resources is a valued and respected department that sustains the district's most important asset—its people;

**Therefore**, the Board of Trustees of the Dickinson Independent School District does hereby resolve that October 13, 2021, will be observed as Texas Education Human Resources Day throughout the district. The Board also encourages students, staff, and parents to express their appreciation to our human resources team members for their dedication and commitment to Dickinson ISD employees and students.

Signature \_\_\_\_\_ Date \_\_\_\_\_

**DICKINSON INDEPENDENT SCHOOL DISTRICT  
BOARD AGENDA DOCUMENT**

**Item Title:** Public Comment: Agenda Items

**Agenda Item:** Carla Voelkel

**Background Information:**

The Board will hear from those in the audience who have completed the document for permission to address the Board this evening regarding agenda items per HB 2840. The Board President or Secretary will ask the individuals to speak in the order in which the completed document was received.

## DICKINSON INDEPENDENT SCHOOL DISTRICT BOARD AGENDA DOCUMENT

**Item Title:** Open Forum

**Agenda Item:** Carla Voelkel

**Background Information:**

The Board will hear from those in the audience who have completed the document for permission to address the Board this evening. The Board President or Secretary will ask the individuals to speak in the order in which the completed document was received. Each will be limited to no more than three minutes. No one may begin addressing the Board thirty minutes from this time.

**DICKINSON INDEPENDENT SCHOOL DISTRICT  
AGENDA DOCUMENT**

**Meeting Date:** October 4, 2021

**Item Title:** Consideration of 2020 Census Data and Redistricting Timeline and Criteria

**Agenda Item:** Robert Cobb

**Background Information:**

Texas Education Code Section 11.052(i) requires a school board to re-divide single member districts "if the census data indicates that the population of the most populous district exceeds the population of the least populous district by more than 10 percent." Population changes, as measured by the census, will be presented to the board along with a process to address how our population has shifted across the district.

**Recommendation:**

The Superintendent and Assistant Superintendent for Administration recommends that the Board accept the census data as presented.

**Action Item:**     Yes                     No

**Motion made by** \_\_\_\_\_ **seconded by** \_\_\_\_\_ **vote** \_\_\_\_\_

# Redistricting Change Analysis

PRESENTED TO DICKINSON ISD

Presented By:

**Lisa R. McBride**  
Thompson & Horton LLP



**Rocky Gardiner**  
Zonda Home



# Table of Contents

**Overview**

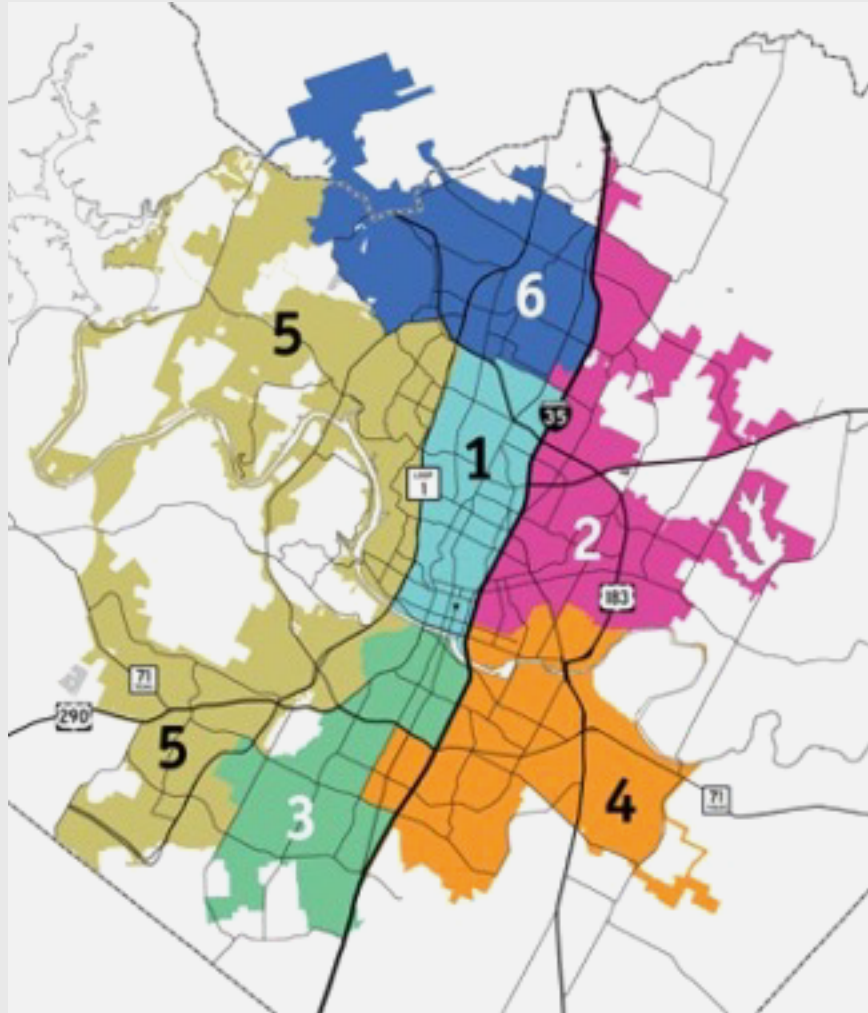
**Change Analysis**

**Next Steps**

**Redistricting Timeline**

# Overview

# What is Redistricting?



Redistricting is the process by which the boundaries of elective districts (e.g., single-member districts) are periodically redrawn in response to changes in population.

# Why?

Texas Education Code Section 11.052(i) requires a school board to re-divide single member districts “if the census data indicates that the population of the most populous district exceeds the population of the least populous district by more than 10 percent.”

# When?

- Not later than the 90<sup>th</sup> day before the date of the first regular trustee election at which trustees may officially recognize and act on the last preceding federal census, the board shall redivide the district into the appropriate number of trustee districts if the census data indicates that the population of the most populous district exceeds the population of the least populous district by more than 10 percent. Texas Education Code §11.052(i).
- The Board is required to hold May elections.
- Therefore, redistricting for May elections will first be implemented at the **May 7, 2022** elections, and the Board **must** redistrict by **February 6, 2022**.

# What Has To Be Done?

- Demographic analysis
- Understand legal requirements
- Determine trustee and community input
- Establish redistricting criteria
- Draw and redraw alternative plans
- Public comment on plans
- Adopt a plan



# What Does the Census Report?

The census reports several different population measures:

- Total population
- Voting Age Population
- Citizen Voting Age Population



# Population Measures



**Total Population:** All persons residing in a jurisdiction on census day—April 1, 2020.



**Voting Age Population (VAP):** The number of persons on April 1, 2020 who were 18 years of age or older in the jurisdiction.



**Citizen Voting Age Population (CVAP):** The number of persons who are 18 years of age or older who are citizens in the jurisdiction, calculated using survey data over a period of time.

# What Questions Should Entities Use Census Data to Answer?

Are my SMDs well-balanced?

Retrogression since last Census?

Do my SMDs comply with traditional redistricting principles?

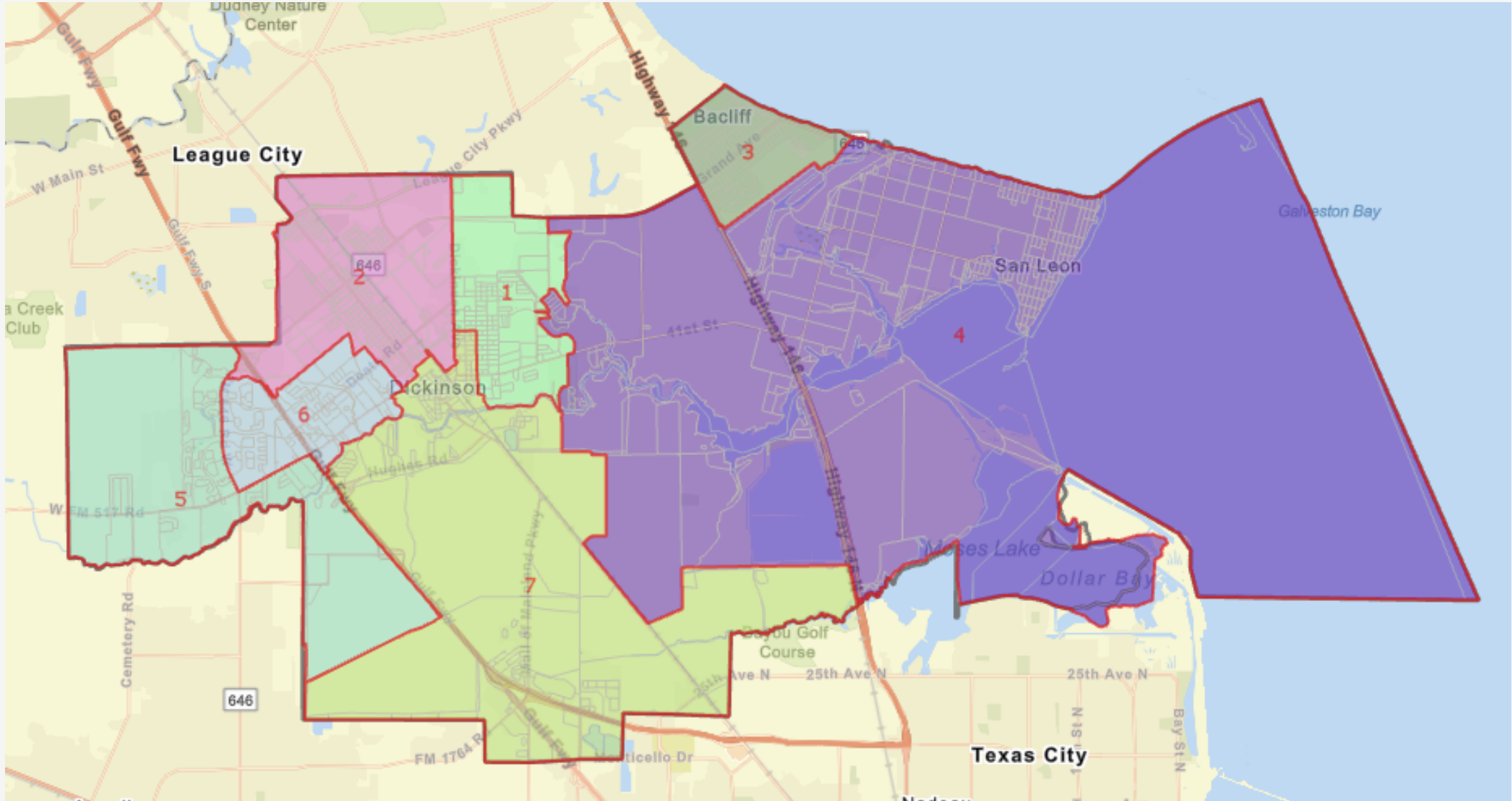
# Are My SMDs Well-Balanced?

- SMDs must be drawn with substantially equal population
- Avoid overpopulated and under populated districts
- Exact equality of population not required (ideal district population)



# Demographic Change Analysis

# Current Board of Trustees Single Member Districts (2010 Census Blocks)



# Board of Trustees 2010 Analysis

2010 CENSUS TOTALS - CURRENT DISTRICT BOUNDARIES

Trustee District	TOTAL POPULATION						TOTAL POPULATION PERCENTAGES					
	Anglo	Asian	Black	Hispanic	Other	Total	Anglo	Asian	Black	Hispanic	Other	Total
1	3,414	56	706	3,133	130	7,439	45.9%	0.8%	9.5%	42.1%	1.7%	100.0%
2	2,696	205	1,611	2,656	150	7,318	36.8%	2.8%	22.0%	36.3%	2.0%	100.0%
3	3,981	169	267	2,788	148	7,353	54.1%	2.3%	3.6%	37.9%	2.0%	100.0%
4	4,823	356	143	1,560	121	7,003	68.9%	5.1%	2.0%	22.3%	1.7%	100.0%
5	3,958	409	940	1,458	205	6,970	56.8%	5.9%	13.5%	20.9%	2.9%	100.0%
6	4,335	229	1,079	1,807	161	7,611	57.0%	3.0%	14.2%	23.7%	2.1%	100.0%
7	3,925	128	1,184	2,239	164	7,640	51.4%	1.7%	15.5%	29.3%	2.1%	100.0%
<b>TOTALS</b>	<b>27,132</b>	<b>1,552</b>	<b>5,930</b>	<b>15,641</b>	<b>1,079</b>	<b>51,334</b>	<b>52.9%</b>	<b>3.0%</b>	<b>11.6%</b>	<b>30.5%</b>	<b>2.1%</b>	<b>100.0%</b>
<b>6 DIST AVG</b>		<b>7,282</b>	<b>9.6% Percent Differential *</b>									

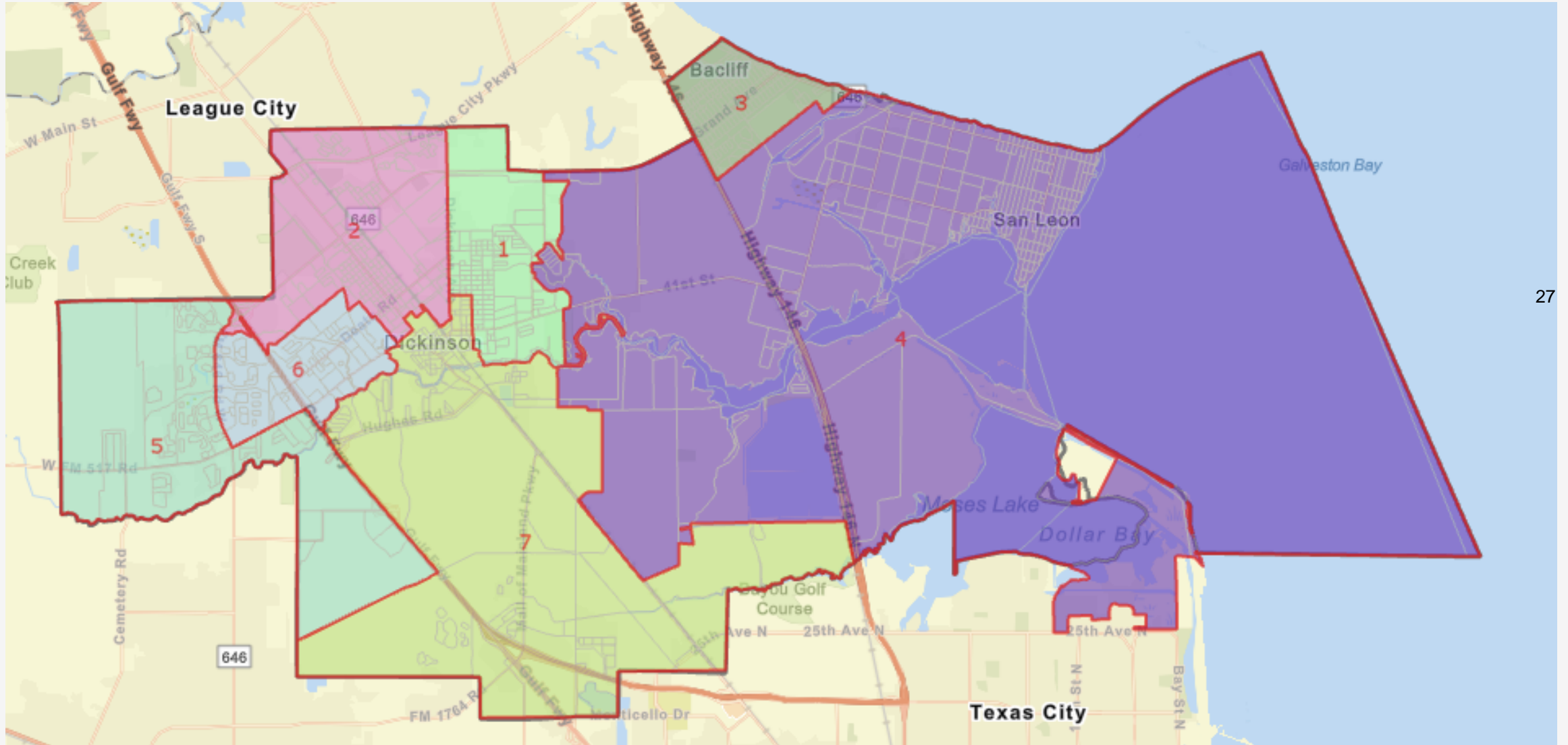
Trustee District	VOTING AGE POPULATION (VAP) PERCENTAGES					
	Anglo	Asian	Black	Hispanic	Other	Total
1	52.7%	0.8%	8.9%	36.2%	1.4%	100.0%
2	42.6%	3.0%	22.1%	30.6%	1.7%	100.0%
3	59.7%	2.4%	3.5%	32.5%	1.9%	100.0%
4	73.6%	4.7%	1.9%	18.0%	1.8%	100.0%
5	61.7%	6.1%	12.1%	17.8%	2.3%	100.0%
6	62.0%	3.0%	13.1%	20.4%	1.5%	100.0%
7	56.2%	1.7%	15.1%	25.2%	1.8%	100.0%
<b>TOTALS</b>	<b>58.4%</b>	<b>3.1%</b>	<b>11.0%</b>	<b>25.8%</b>	<b>1.8%</b>	<b>100.0%</b>

VAP: Voting Age Population

SOURCE: Total Population and Voting Age Population summarized from 2010 & 2020

Census PL 94-171 Redistricting Data at the block level.

# Current Board of Trustees Single Member Districts (2020 Census Blocks)



# Board of Trustees 2020 Analysis

2020 CENSUS TOTALS - CURRENT DISTRICT BOUNDARIES												
Trustee District	TOTAL POPULATION						TOTAL POPULATION PERCENTAGES					
	Anglo	Asian	Black	Hispanic	Other	Total	Anglo	Asian	Black	Hispanic	Other	Total
1	2,897	84	656	4,266	329	8,232	35.2%	1.0%	8.0%	51.8%	4.0%	100.0%
2	4,152	323	1,960	3,925	434	10,794	38.5%	3.0%	18.2%	36.4%	4.0%	100.0%
3	3,960	179	467	3,494	351	8,451	46.9%	2.1%	5.5%	41.3%	4.2%	100.0%
4	5,070	258	282	2,791	427	8,828	57.4%	2.9%	3.2%	31.6%	4.8%	100.0%
5	6,673	722	1,594	3,215	541	12,745	52.4%	5.7%	12.5%	25.2%	4.2%	100.0%
6	4,046	276	908	1,858	312	7,400	54.7%	3.7%	12.3%	25.1%	4.2%	100.0%
7	5,229	335	2,252	3,902	532	12,250	42.7%	2.7%	18.4%	31.9%	4.3%	100.0%
<b>TOTALS</b>	<b>32,027</b>	<b>2,177</b>	<b>8,119</b>	<b>23,451</b>	<b>2,926</b>	<b>68,700</b>	<b>46.6%</b>	<b>3.2%</b>	<b>11.8%</b>	<b>34.1%</b>	<b>4.3%</b>	<b>100.0%</b>
			<b>6 DIST AVG</b>	<b>9,810</b>			<b>72.2% Percent Differential *</b>					

Trustee District	VOTING AGE POPULATION (VAP) PERCENTAGES						CITIZEN VOTING AGE POPULATION (CVAP) PERCENTAGES					
	Anglo	Asian	Black	Hispanic	Other	Total	Anglo	Asian	Black	Hispanic	Other	Total
1	40.3%	1.3%	8.2%	46.6%	3.7%	100.0%	60.1%	2.1%	9.0%	27.4%	1.4%	100%
2	43.3%	3.3%	17.9%	31.9%	3.6%	100.0%	50.0%	4.2%	21.0%	23.0%	1.7%	100%
3	52.4%	2.6%	5.2%	36.0%	3.8%	100.0%	67.2%	3.0%	3.3%	26.2%	0.3%	100%
4	63.1%	3.2%	2.9%	26.3%	4.5%	100.0%	74.2%	5.0%	1.9%	16.7%	2.3%	100%
5	55.7%	6.2%	11.9%	22.5%	3.7%	100.0%	67.7%	5.4%	9.6%	12.9%	4.5%	100%
6	58.9%	4.0%	12.0%	21.6%	3.4%	100.0%	75.9%	3.6%	7.4%	11.9%	1.2%	100%
7	46.8%	3.0%	17.6%	28.6%	4.1%	100.0%	62.5%	1.5%	12.9%	19.5%	3.6%	100%
<b>TOTALS</b>	<b>51.3%</b>	<b>3.5%</b>	<b>11.4%</b>	<b>29.9%</b>	<b>3.9%</b>	<b>100.0%</b>	<b>65.3%</b>	<b>3.6%</b>	<b>9.4%</b>	<b>19.5%</b>	<b>2.2%</b>	<b>100%</b>

VAP: Voting Age Population

SOURCE: Total Population and Voting Age Population summarized from 2010 & 2020 Census PL 94-171 Redistricting Data at the block level.

# Board of Trustees 2010 to 2020 Change Analysis

2010 to 2020 CHANGE IN DEMOGRAPHICS

Trustee District	TOTAL POPULATION						TOTAL POPULATION PERCENTAGES					
	Anglo	Asian	Black	Hispanic	Other	Total	Anglo	Asian	Black	Hispanic	Other	Total
1	-517	28	-50	1,133	199	793	-10.7%	0.3%	-1.5%	9.7%	2.2%	0.0%
2	1,456	118	349	1,269	284	3,476	1.6%	0.2%	-3.9%	0.1%	2.0%	0.0%
3	-21	10	200	706	203	1,098	-7.3%	-0.2%	1.9%	3.4%	2.1%	0.0%
4	247	-98	139	1,231	306	1,825	-11.4%	-2.2%	1.2%	9.3%	3.1%	0.0%
5	2,715	313	654	1,757	336	5,775	-4.4%	-0.2%	-1.0%	4.3%	1.3%	0.0%
6	-289	47	-171	51	151	-211	-2.3%	0.7%	-1.9%	1.4%	2.1%	0.0%
7	1,304	207	1,068	1,663	368	4,610	-8.7%	1.1%	2.9%	2.5%	2.2%	0.0%
<b>TOTALS</b>	<b>4,895</b>	<b>625</b>	<b>2,189</b>	<b>7,810</b>	<b>1,847</b>	<b>17,366</b>	<b>-6.2%</b>	<b>0.1%</b>	<b>0.3%</b>	<b>3.7%</b>	<b>2.2%</b>	<b>0.0%</b>

29

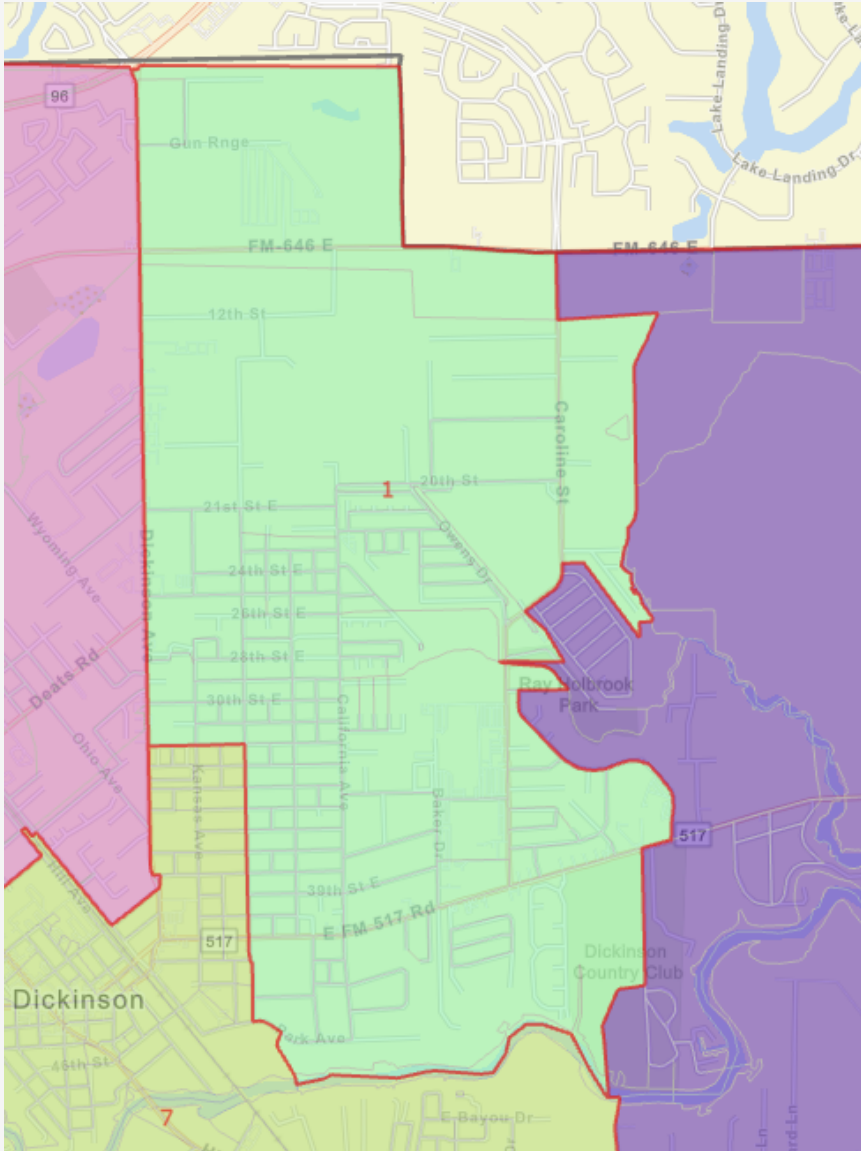
Trustee District	2010 TO 2020 Change In VAP PERCENTAGES					
	Anglo	Asian	Black	Hispanic	Other	Total
1	-12.4%	0.5%	-0.7%	10.3%	2.3%	n/a
2	0.7%	0.3%	-4.1%	1.3%	2.0%	n/a
3	-7.3%	0.2%	1.7%	3.5%	1.9%	n/a
4	-10.5%	-1.5%	1.0%	8.3%	2.6%	n/a
5	-6.0%	0.1%	-0.2%	4.7%	1.4%	n/a
6	-3.0%	1.0%	-1.1%	1.2%	1.9%	n/a
7	-9.4%	1.3%	2.4%	3.3%	2.3%	n/a
<b>TOTALS</b>	<b>-7.1%</b>	<b>0.4%</b>	<b>0.4%</b>	<b>4.1%</b>	<b>2.1%</b>	<b>N/A</b>

VAP: Voting Age Population

SOURCE: Total Population and Voting Age Population summarized from 2010 & 2020

Census PL 94-171 Redistricting Data at the block level.

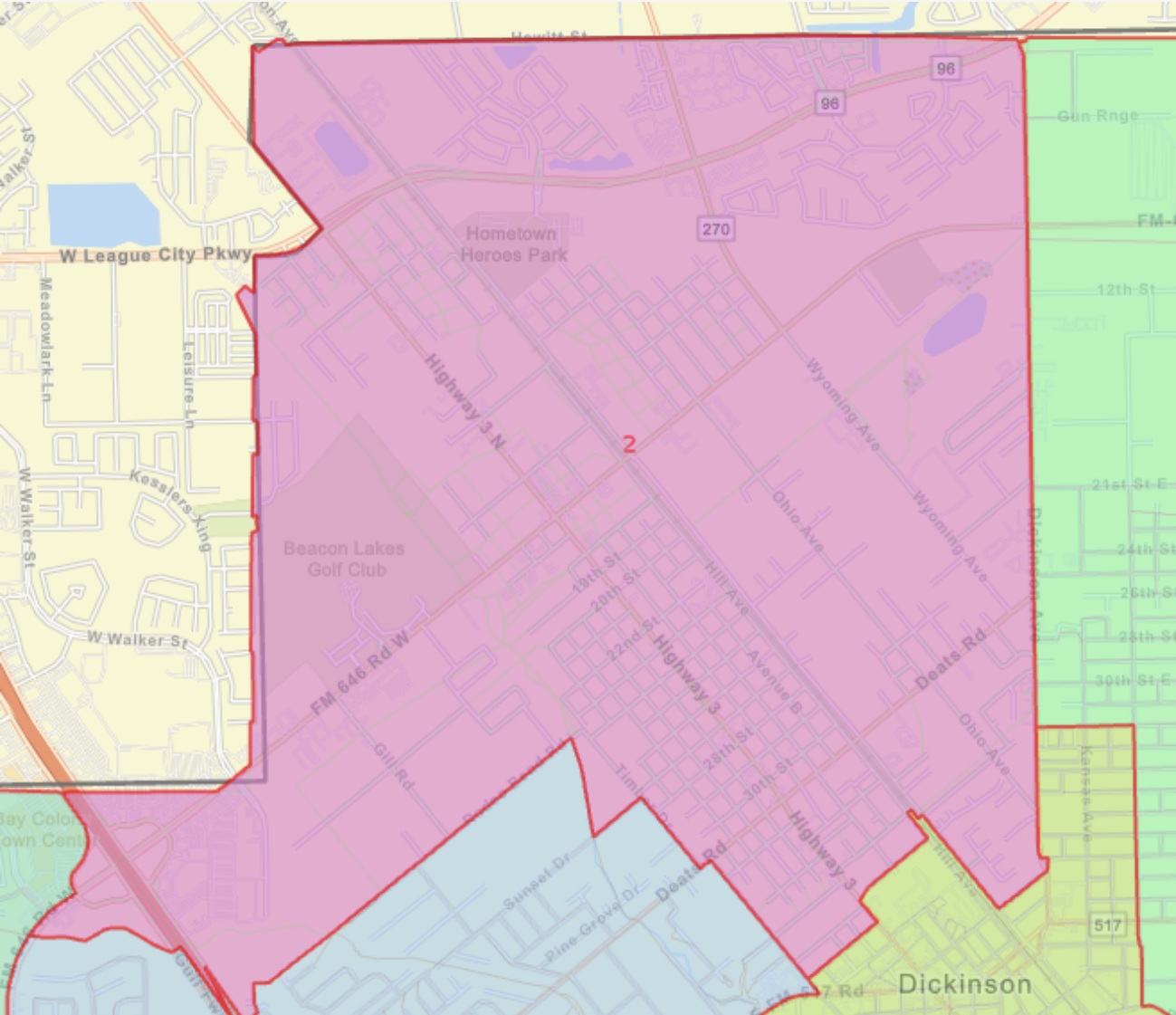
# District 1 Analysis



DISTRICT 1			
Category	2010 Census Totals	2020 Census Totals	2010 to 2020 Change
<b>Population Totals</b>			
Total Anglo Population	3,414	2,897	-517
Total Asian Population	56	84	28
Total Black Population	706	656	-50
Total Hispanic Population	3,133	4,266	1,133
Total Other Population	130	329	199
<b>Total Population</b>	<b>7,439</b>	<b>8,232</b>	<b>793</b>
<b>Total Population Percentages</b>			
Total Anglo Population	45.9%	35.2%	-10.7%
Total Asian Population	0.8%	1.0%	0.3%
Total Black Population	9.5%	8.0%	-1.5%
Total Hispanic Population	42.1%	51.8%	9.7%
Total Other Population	1.7%	4.0%	2.2%
<b>Total Population</b>	<b>100.0%</b>	<b>100.0%</b>	<b>N/A</b>
<b>Voting Age Population Percentages</b>			
Total Anglo VAP	52.7%	40.3%	-12.4%
Total Asian VAP	0.8%	1.3%	0.5%
Total Black VAP	8.9%	8.2%	-0.7%
Total Hispanic VAP	36.2%	46.6%	10.3%
Total Other VAP	1.4%	3.7%	2.3%
<b>Total VAP</b>	<b>100.0%</b>	<b>100.0%</b>	<b>N/A</b>

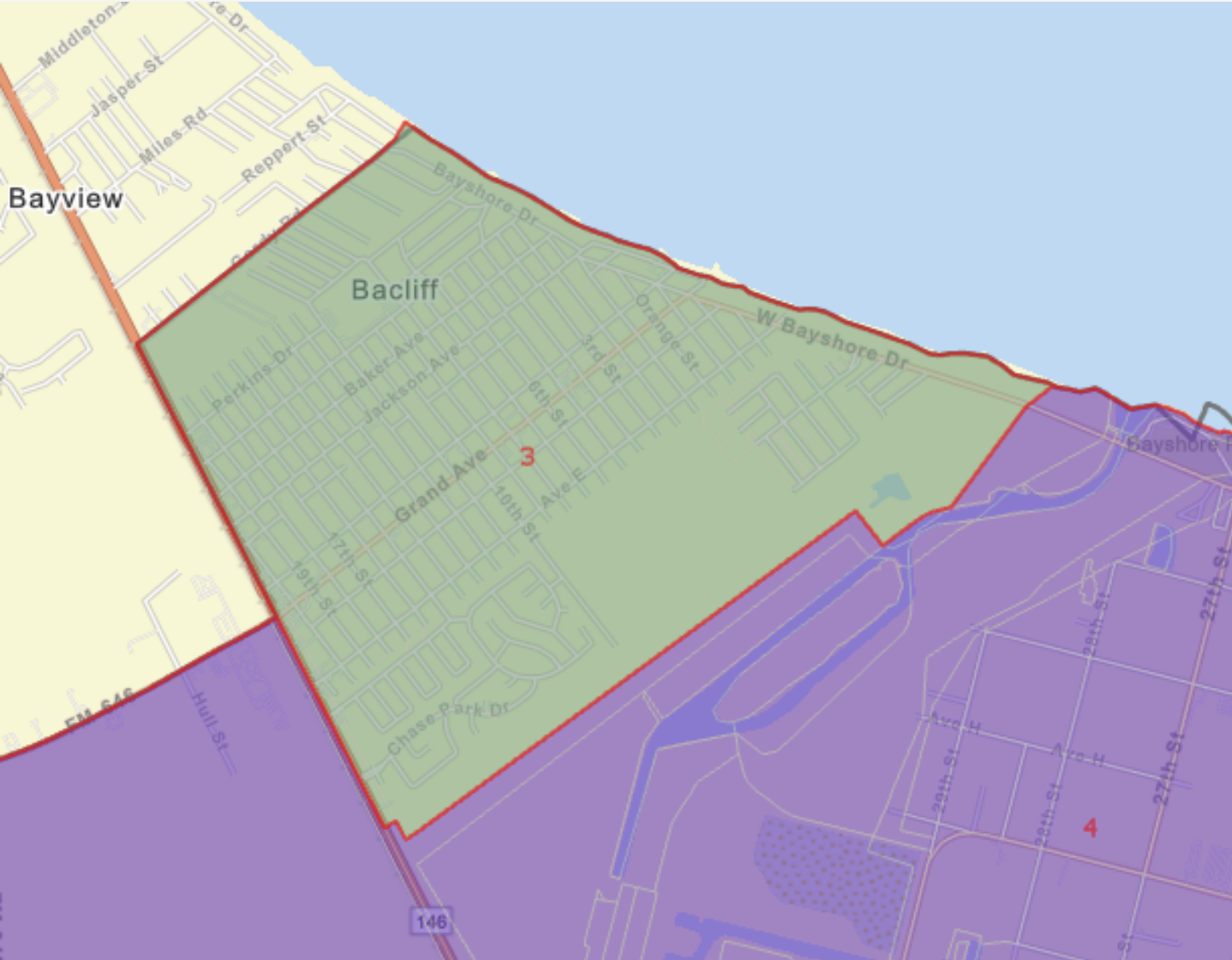
2020 Citizen Voting Age Population Percentages	
Total Anglo CVAP	60.1%
Total Asian CVAP	2.1%
Total Black CVAP	9.0%
Total Hispanic CVAP	27.4%
Total Other CVAP	1.4%
<b>Total CVAP</b>	<b>100%</b>

# District 2 Analysis



DISTRICT 2			
Category	2010 Census Totals	2020 Census Totals	2010 to 2020 Change
<b>Population Totals</b>			
Total Anglo Population	2,696	4,152	1,456
Total Asian Population	205	323	118
Total Black Population	1,611	1,960	349
Total Hispanic Population	2,656	3,925	1,269
Total Other Population	150	434	284
<b>Total Population</b>	<b>7,318</b>	<b>10,794</b>	<b>3,476</b>
<b>Total Population Percentages</b>			
Total Anglo Population	36.8%	38.5%	1.6%
Total Asian Population	2.8%	3.0%	0.2%
Total Black Population	22.0%	18.2%	-3.9%
Total Hispanic Population	36.3%	36.4%	0.1%
Total Other Population	2.0%	4.0%	2.0%
<b>Total Population</b>	<b>100.0%</b>	<b>100.0%</b>	<b>N/A</b>
<b>Voting Age Population Percentages</b>			
Total Anglo VAP	42.6%	43.3%	0.7%
Total Asian VAP	3.0%	3.3%	0.3%
Total Black VAP	22.1%	17.9%	-4.1%
Total Hispanic VAP	30.6%	31.9%	1.3%
Total Other VAP	1.7%	3.6%	2.0%
<b>Total VAP</b>	<b>100.0%</b>	<b>100.0%</b>	<b>N/A</b>
<b>2020 Citizen Voting Age Population Percentages</b>			
Total Anglo CVAP	50.0%		
Total Asian CVAP	4.2%		
Total Black CVAP	21.0%		
Total Hispanic CVAP	23.0%		
Total Other CVAP	1.7%		
<b>Total CVAP</b>	<b>100%</b>		

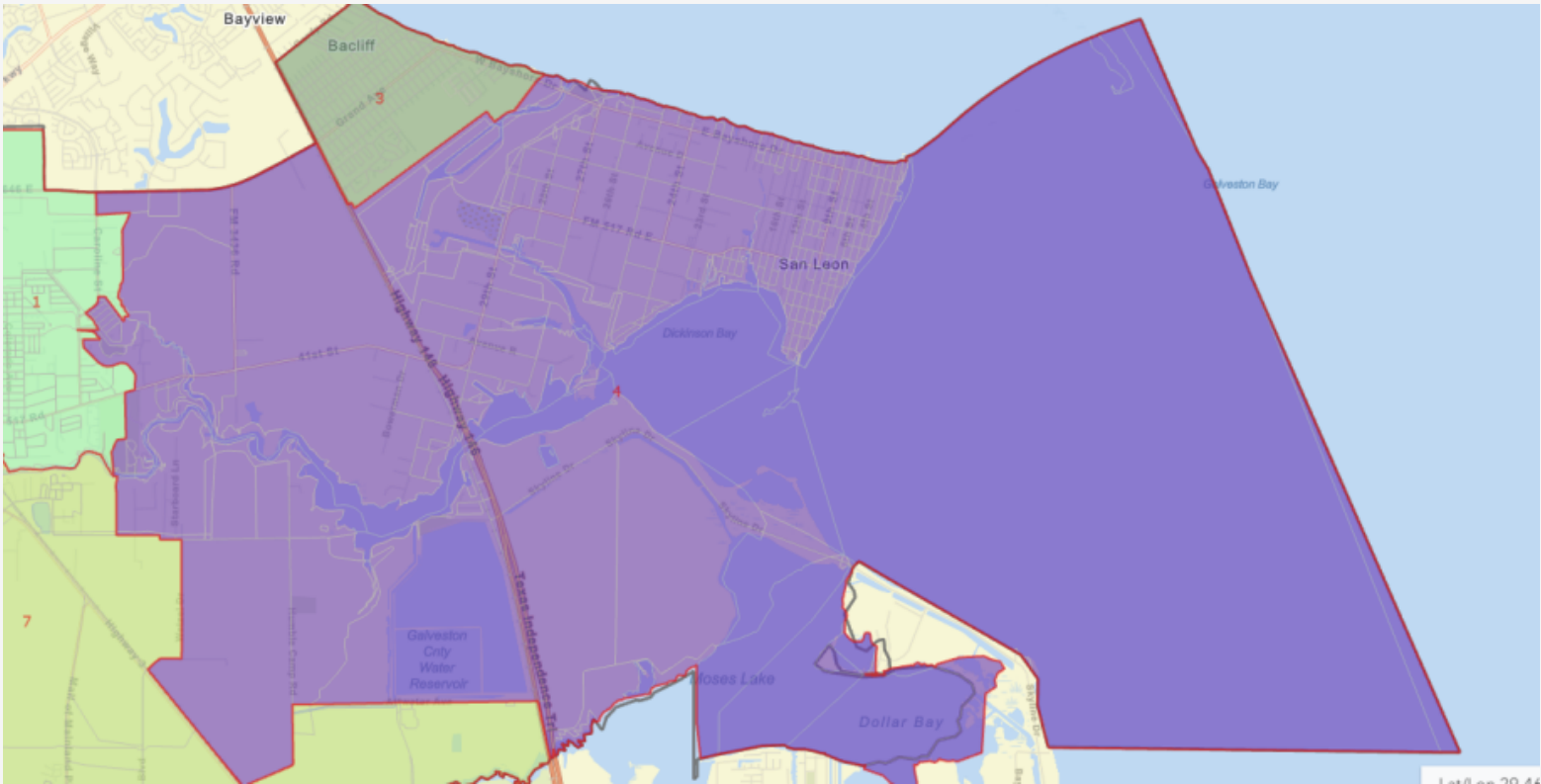
# District 3 Analysis



DISTRICT 3			
Category	2010 Census Totals	2020 Census Totals	2010 to 2020 Change
<b>Population Totals</b>			
Total Anglo Population	3,981	3,960	-21
Total Asian Population	169	179	10
Total Black Population	267	467	200
Total Hispanic Population	2,788	3,494	706
Total Other Population	148	351	203
<b>Total Population</b>	<b>7,353</b>	<b>8,451</b>	<b>1,098</b>
<b>Total Population Percentages</b>			
Total Anglo Population	54.1%	46.9%	-7.3%
Total Asian Population	2.3%	2.1%	-0.2%
Total Black Population	3.6%	5.5%	1.9%
Total Hispanic Population	37.9%	41.3%	3.4%
Total Other Population	2.0%	4.2%	2.1%
<b>Total Population</b>	<b>100.0%</b>	<b>100.0%</b>	<b>N/A</b>
<b>Voting Age Population Percentages</b>			
Total Anglo VAP	59.7%	52.4%	-7.3%
Total Asian VAP	2.4%	2.6%	0.2%
Total Black VAP	3.5%	5.2%	1.7%
Total Hispanic VAP	32.5%	36.0%	3.5%
Total Other VAP	1.9%	3.8%	1.9%
<b>Total VAP</b>	<b>100.0%</b>	<b>100.0%</b>	<b>N/A</b>

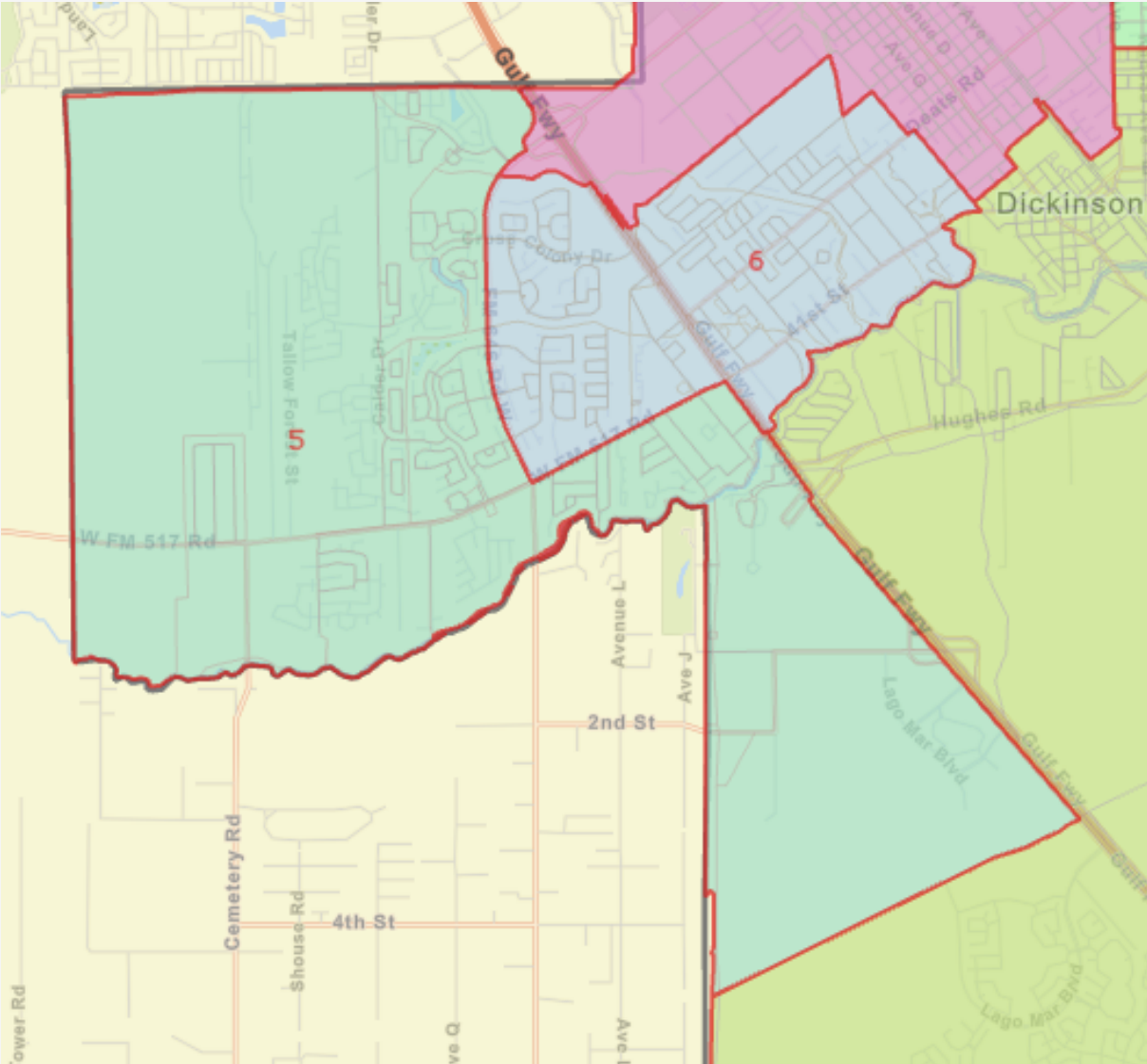
2020 Citizen Voting Age Population Percentages	
Total Anglo CVAP	67.2%
Total Asian CVAP	3.0%
Total Black CVAP	3.3%
Total Hispanic CVAP	26.2%
Total Other CVAP	0.3%
<b>Total CVAP</b>	<b>100%</b>

# District 4 Analysis



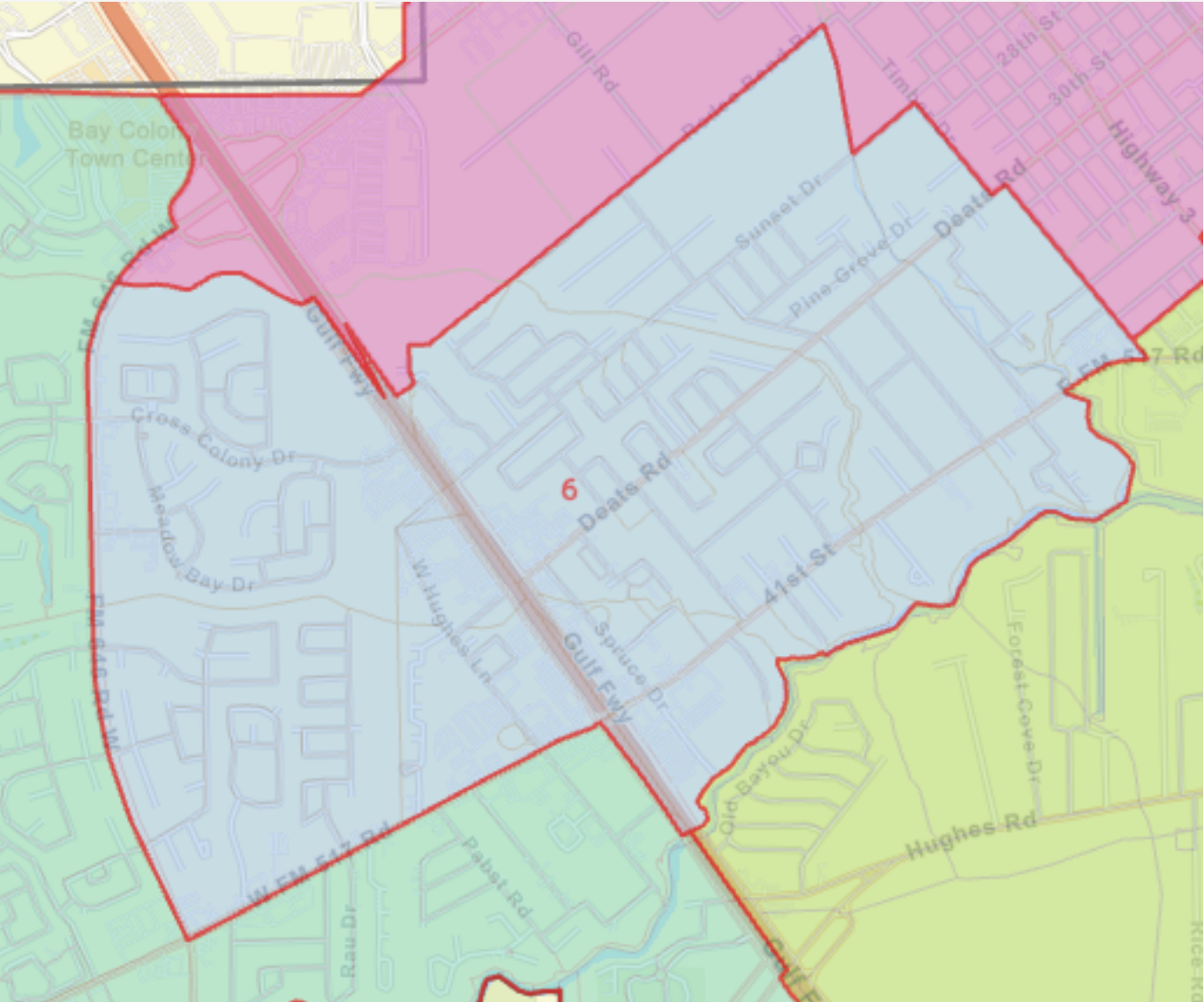
DISTRICT 4			
Category	2010 Census Totals	2020 Census Totals	2010 to 2020 Change
<b>Population Totals</b>			
Total Anglo Population	4,823	5,070	247
Total Asian Population	356	258	-98
Total Black Population	143	282	139
Total Hispanic Population	1,560	2,791	1,231
Total Other Population	121	427	306
<b>Total Population</b>	<b>7,003</b>	<b>8,828</b>	<b>1,825</b>
<b>Total Population Percentages</b>			
Total Anglo Population	68.9%	57.4%	-11.4%
Total Asian Population	5.1%	2.9%	-2.2% <b>33</b>
Total Black Population	2.0%	3.2%	1.2%
Total Hispanic Population	22.3%	31.6%	9.3%
Total Other Population	1.7%	4.8%	3.1%
<b>Total Population</b>	<b>100.0%</b>	<b>100.0%</b>	<b>N/A</b>
<b>Voting Age Population Percentages</b>			
Total Anglo VAP	73.6%	63.1%	-10.5%
Total Asian VAP	4.7%	3.2%	-1.5%
Total Black VAP	1.9%	2.9%	1.0%
Total Hispanic VAP	18.0%	26.3%	8.3%
Total Other VAP	1.8%	4.5%	2.6%
<b>Total VAP</b>	<b>100.0%</b>	<b>100.0%</b>	<b>N/A</b>
<b>2020 Citizen Voting Age Population Percentages</b>			
Total Anglo CVAP	74.2%		
Total Asian CVAP	5.0%		
Total Black CVAP	1.9%		
Total Hispanic CVAP	16.7%		
Total Other CVAP	2.3%		
<b>Total CVAP</b>	<b>100%</b>		

# District 5 Analysis



DISTRICT 5			
Category	2010 Census Totals	2020 Census Totals	2010 to 2020 Change
<b>Population Totals</b>			
Total Anglo Population	3,958	6,673	2,715
Total Asian Population	409	722	313
Total Black Population	940	1,594	654
Total Hispanic Population	1,458	3,215	1,757
Total Other Population	205	541	336
<b>Total Population</b>	<b>6,970</b>	<b>12,745</b>	<b>5,775</b>
<b>Total Population Percentages</b>			
Total Anglo Population	56.8%	52.4%	-4.4%
Total Asian Population	5.9%	5.7%	-0.2%
Total Black Population	13.5%	12.5%	-1.0%
Total Hispanic Population	20.9%	25.2%	4.3%
Total Other Population	2.9%	4.2%	1.3%
<b>Total Population</b>	<b>100.0%</b>	<b>100.0%</b>	<b>N/A</b>
<b>Voting Age Population Percentages</b>			
Total Anglo VAP	61.7%	55.7%	-6.0%
Total Asian VAP	6.1%	6.2%	0.1%
Total Black VAP	12.1%	11.9%	-0.2%
Total Hispanic VAP	17.8%	22.5%	4.7%
Total Other VAP	2.3%	3.7%	1.4%
<b>Total VAP</b>	<b>100.0%</b>	<b>100.0%</b>	<b>N/A</b>
<b>2020 Citizen Voting Age Population Percentages</b>			
Total Anglo CVAP	67.7%		
Total Asian CVAP	5.4%		
Total Black CVAP	9.6%		
Total Hispanic CVAP	12.9%		
Total Other CVAP	4.5%		
<b>Total CVAP</b>	<b>100%</b>		

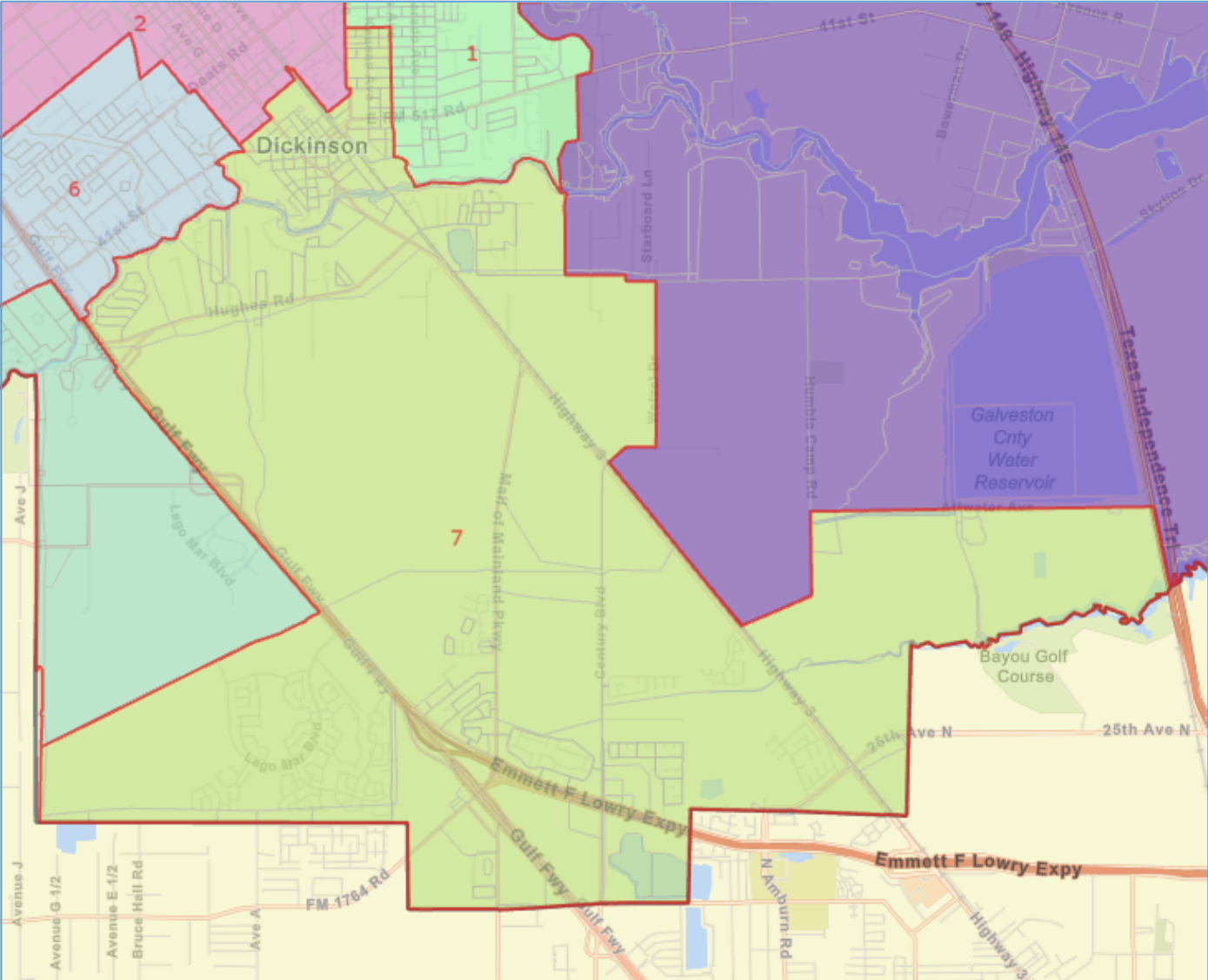
# District 6 Analysis



DISTRICT 6			
Category	2010 Census Totals	2020 Census Totals	2010 to 2020 Change
<b>Population Totals</b>			
Total Anglo Population	4,335	4,046	-289
Total Asian Population	229	276	47
Total Black Population	1,079	908	-171
Total Hispanic Population	1,807	1,858	51
Total Other Population	161	312	151
<b>Total Population</b>	<b>7,611</b>	<b>7,400</b>	<b>-211</b>
<b>Total Population Percentages</b>			
Total Anglo Population	57.0%	54.7%	-2.3%
Total Asian Population	3.0%	3.7%	0.7%
Total Black Population	14.2%	12.3%	-1.9%
Total Hispanic Population	23.7%	25.1%	1.4%
Total Other Population	2.1%	4.2%	2.1%
<b>Total Population</b>	<b>100.0%</b>	<b>100.0%</b>	<b>N/A</b>
<b>Voting Age Population Percentages</b>			
Total Anglo VAP	62.0%	58.9%	-3.0%
Total Asian VAP	3.0%	4.0%	1.0%
Total Black VAP	13.1%	12.0%	-1.1%
Total Hispanic VAP	20.4%	21.6%	1.2%
Total Other VAP	1.5%	3.4%	1.9%
<b>Total VAP</b>	<b>100.0%</b>	<b>100.0%</b>	<b>N/A</b>

2020 Citizen Voting Age Population Percentages	
Total Anglo CVAP	75.9%
Total Asian CVAP	3.6%
Total Black CVAP	7.4%
Total Hispanic CVAP	11.9%
Total Other CVAP	1.2%
<b>Total CVAP</b>	<b>100%</b>

# District 7 Analysis



DISTRICT 7			
Category	2010 Census Totals	2020 Census Totals	2010 to 2020 Change
<b>Population Totals</b>			
Total Anglo Population	3,925	5,229	1,304
Total Asian Population	128	335	207
Total Black Population	1,184	2,252	1,068
Total Hispanic Population	2,239	3,902	1,663
Total Other Population	164	532	368
<b>Total Population</b>	<b>7,640</b>	<b>12,250</b>	<b>4,610</b>
<b>Total Population Percentages</b>			
Total Anglo Population	51.4%	42.7%	-8.7%
Total Asian Population	1.7%	2.7%	1.1% <sup>36</sup>
Total Black Population	15.5%	18.4%	2.9%
Total Hispanic Population	29.3%	31.9%	2.5%
Total Other Population	2.1%	4.3%	2.2%
<b>Total Population</b>	<b>100.0%</b>	<b>100.0%</b>	<b>N/A</b>
<b>Voting Age Population Percentages</b>			
Total Anglo VAP	56.2%	46.8%	-9.4%
Total Asian VAP	1.7%	3.0%	1.3%
Total Black VAP	15.1%	17.6%	2.4%
Total Hispanic VAP	25.2%	28.6%	3.3%
Total Other VAP	1.8%	4.1%	2.3%
<b>Total VAP</b>	<b>100.0%</b>	<b>100.0%</b>	<b>N/A</b>
<b>2020 Citizen Voting Age Population Percentages</b>			
Total Anglo CVAP	62.5%		
Total Asian CVAP	1.5%		
Total Black CVAP	12.9%		
Total Hispanic CVAP	19.5%		
Total Other CVAP	3.6%		

# Key Takeaways

- Dickinson ISD added 17,366 persons from 2010 to 2020
- Total District Population is now 68,700 persons
- Total population differential between most and least populous SMD exceeds 10% (72.2%)
- Most populous SMD changed from SMD 7 in 2010 to SMD 5 in 2020
- Least populous SMD changed from SMD 5 in 2010 to SMD 6 in 2020
- Redistricting is now required

# What's Next?

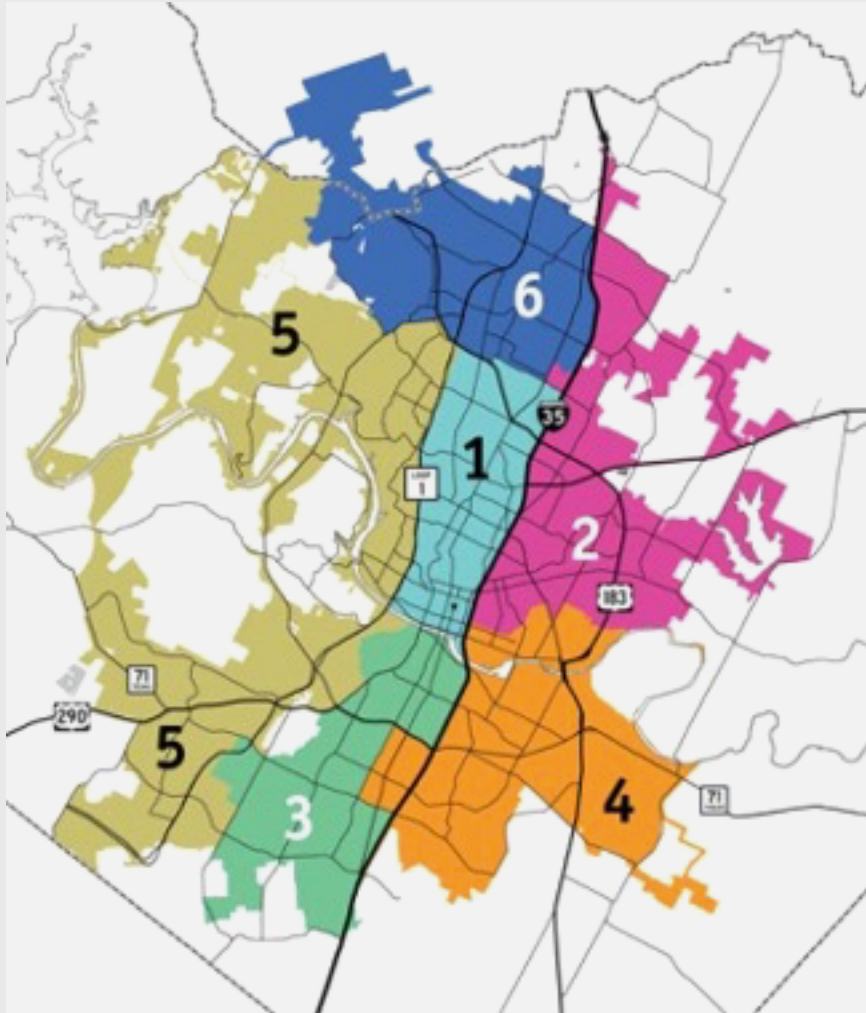
# What's Next

- ✓ Hire a demographic and legal team
- Team briefs Board on dates and legal requirements (tonight)
- Board selects redistricting criteria (tonight)
- Board determines how to solicit public input (tonight)
  - public hearings are a must
  - board decides whether plan development will be done by board as a whole, board committee, citizen committee, or trustee/citizens committee
  - soliciting input from minority leaders is a must
- Board sets timeline (tonight)

# Process (continued)

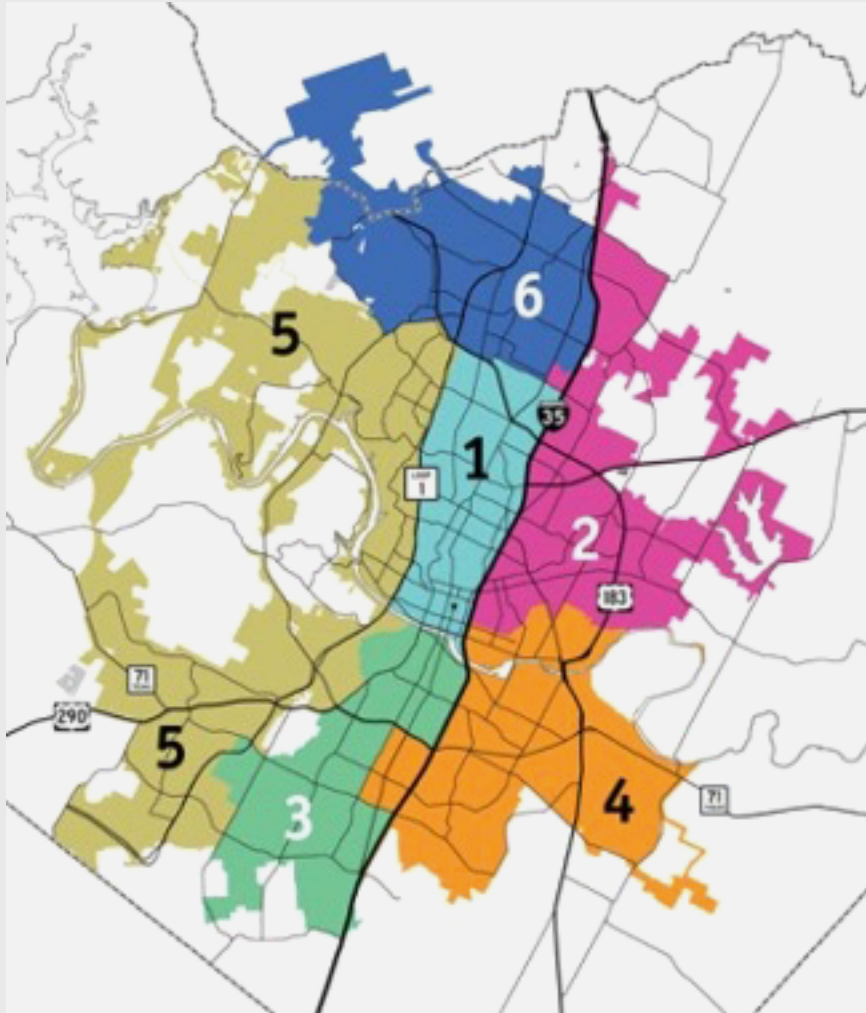
- Board actively compares and discusses drafts of plan in terms of meeting criteria and makes final decision on this basis (October – November)
- Board reviews written analysis of final plan which addresses how criteria met (October – November)

# Criteria for Drawing SMDs



- Use identifiable geographic boundaries for SMD boundaries when possible
- Maintaining communities of interest such as neighborhoods
- Use or account for other political boundaries:
  - Voting precincts
  - Polling places
- Preserve existing SMD boundaries to degree possible

# More Criteria



- Preserve incumbencies
- Adopt SMDs of substantially equal size
- Adopt compact and contiguous districts
- Avoid retrogression
- Make decisions on basis other than race whenever possible to narrowly tailor racial considerations to retrogression issues

# Redistricting Timeline

# Redistricting Timeline – May 2022

DATE	ACTIVITY
Fall 2021	Board contracts with legal team and demographer; Board verifies current plan data to provide to demographer
August – September 2021*	Receive federal decennial census data
October 2021	Meeting with Board to review legal requirements Meeting with the Board to receive demographic change analysis Meeting with Board to determine redistricting goals and preferences; <b>Adoption of criteria, process and timeline</b>
October – November 2021	Approximately 2 to 3 board meetings and a public hearing for input on communities of interest for potential SMDs and comment on specific plans.
October – November 2021	Demographer drafts alternative plans based on Board/community input
November – December 2021	Board reviews and compares draft plans and <b>adopts final plan</b>
January 19, 2022	First Day to File for Place on Ballot
February 6, 2022	Deadline to Adopt Redistricting Plan
February 18, 2022	Deadline to File for a Place on the Ballot Board deadline to order election.
May 7, 2022	Election Day

**THANK YOU!**

**DICKINSON INDEPENDENT SCHOOL DISTRICT**  
**BOARD AGENDA DOCUMENT**

**Meeting Date:** October 4, 2021  
**Item Title:** Annual Delinquent Tax Collection Report  
**Agenda Item:** Ryan Boone

**Background Information:**

Mike Darlow, DISD delinquent tax attorney has prepared the Dickinson ISD Annual Delinquent Tax Collection Report under separate cover. Yolanda Humphrey, Perdue, Brandon, Fielder, Collins & Mott L.L.P., will give a brief report to the Board concerning the status of delinquent tax collections.

**Recommendation:**  
Information only.

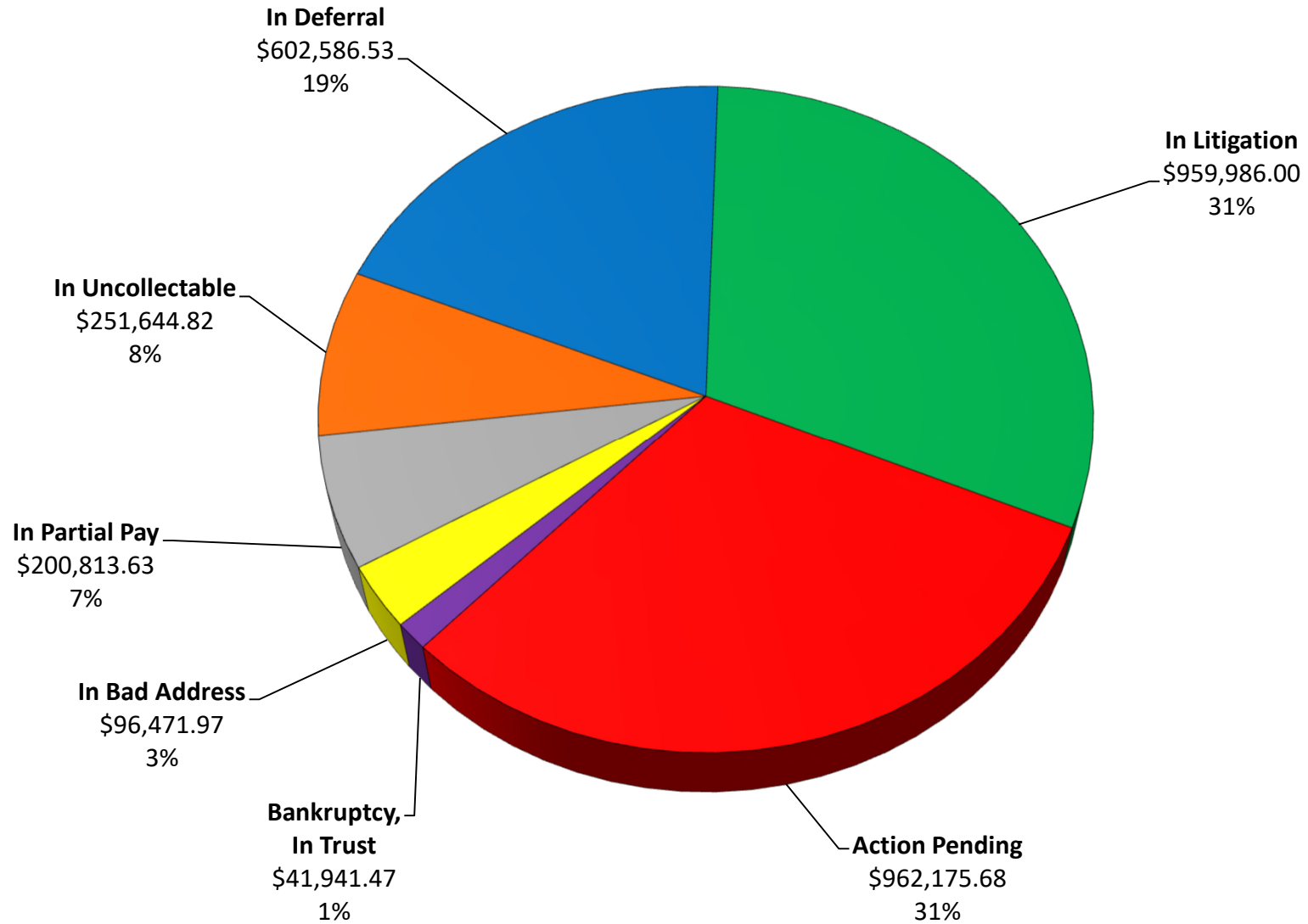
**Action Item:** \_\_\_\_\_ Yes  X  No

**Collection Report  
To  
Dickinson ISD**

*Submitted by:* Yolanda Humphrey  
Perdue Brandon Fielder Collins & Mott, LLP  
[www.pbfcm.com](http://www.pbfcm.com)

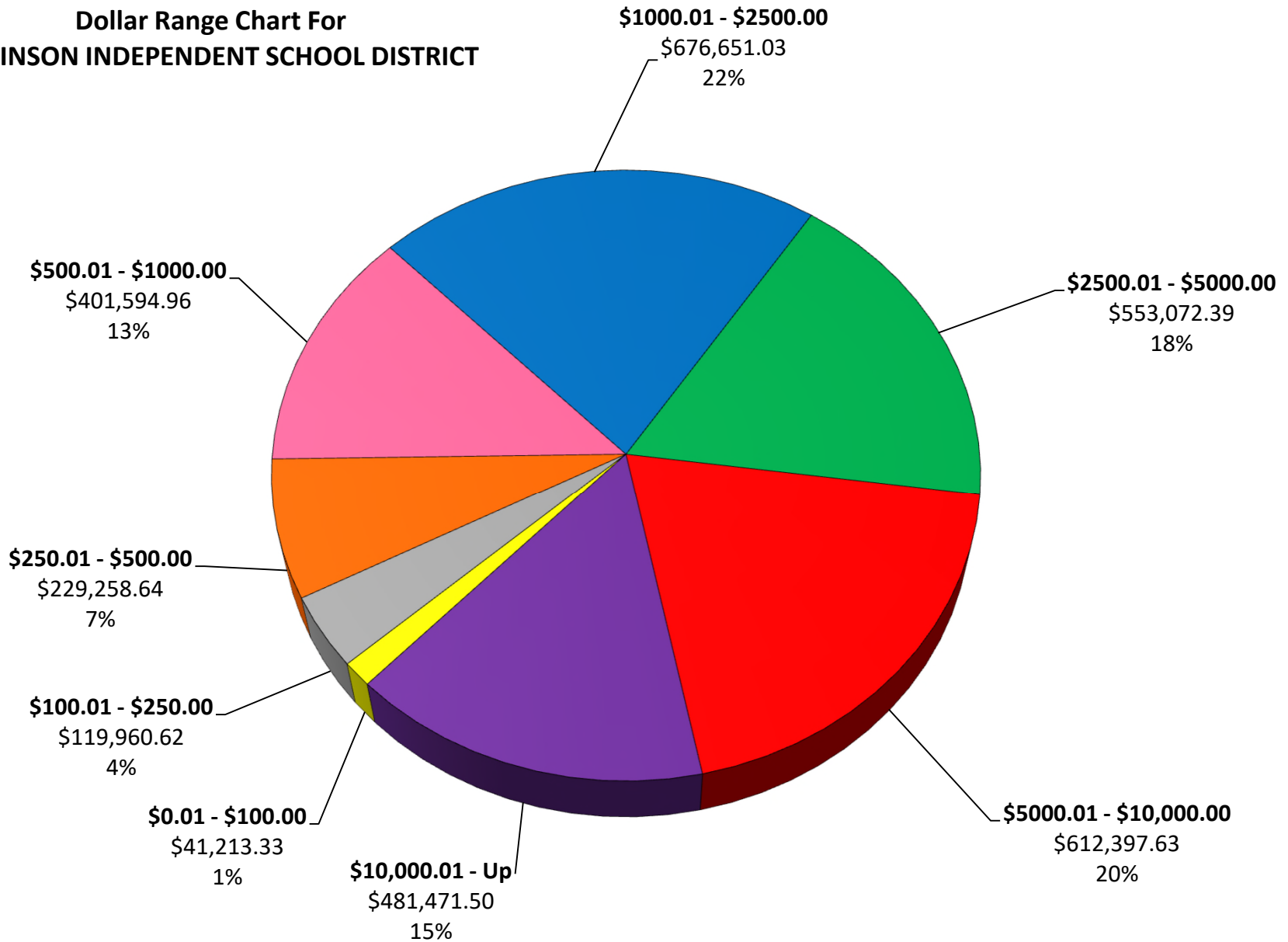


**Account Break Down Chart For  
DICKINSON INDEPENDENT SCHOOL DISTRICT**

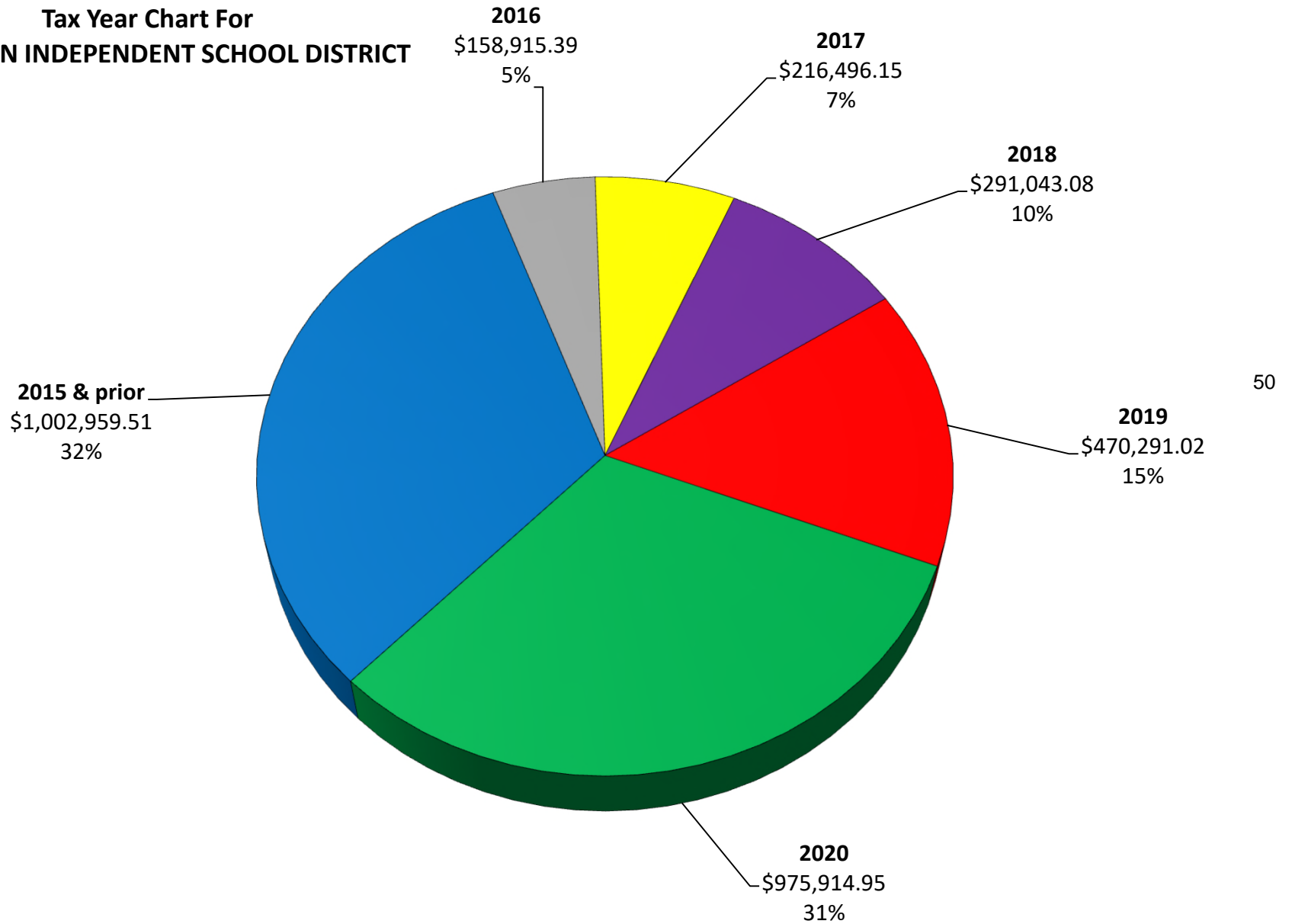


48

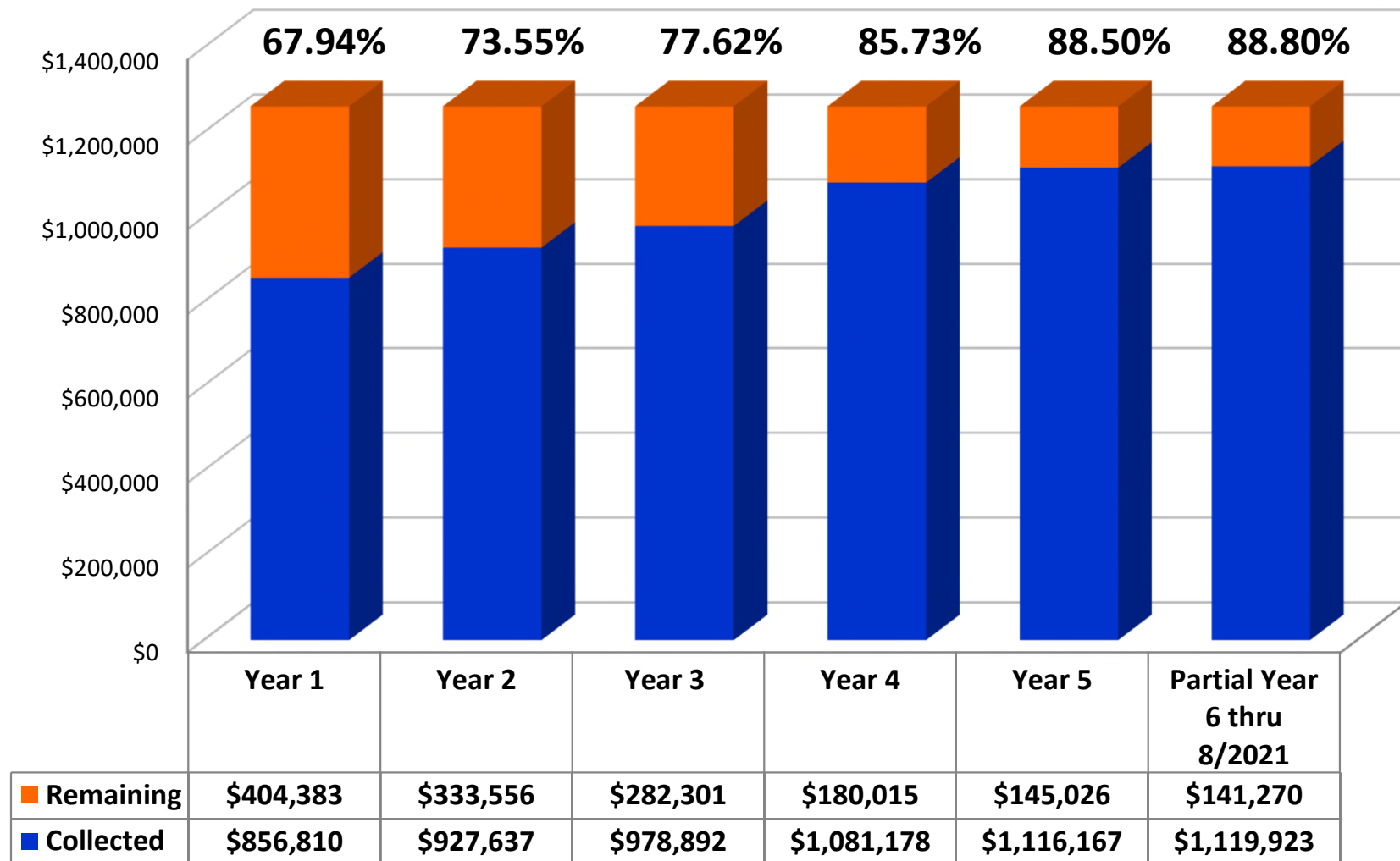
**Dollar Range Chart For  
DICKINSON INDEPENDENT SCHOOL DISTRICT**



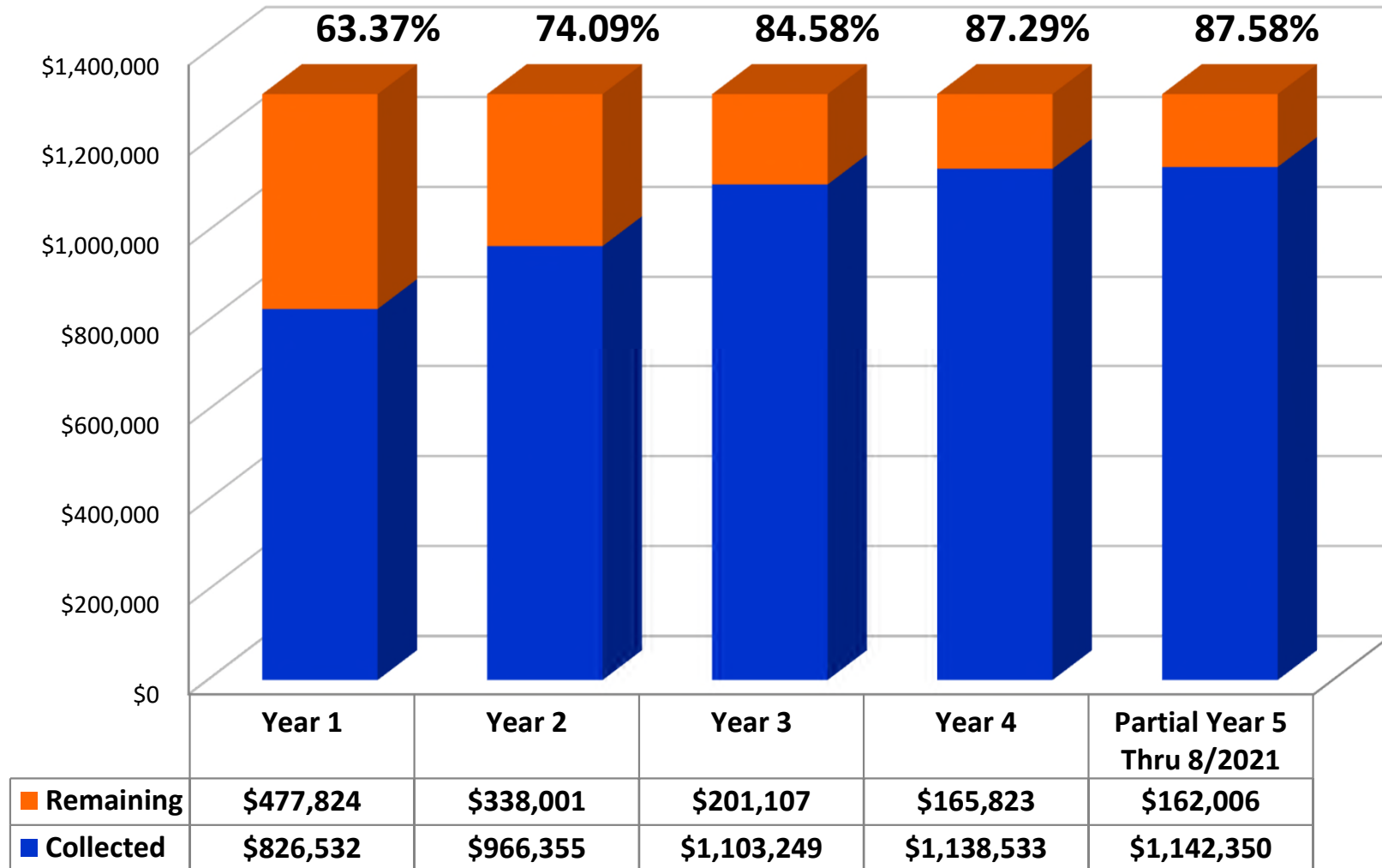
**Tax Year Chart For  
DICKINSON INDEPENDENT SCHOOL DISTRICT**



## DICKINSON ISD 2015 Percentage of Collection

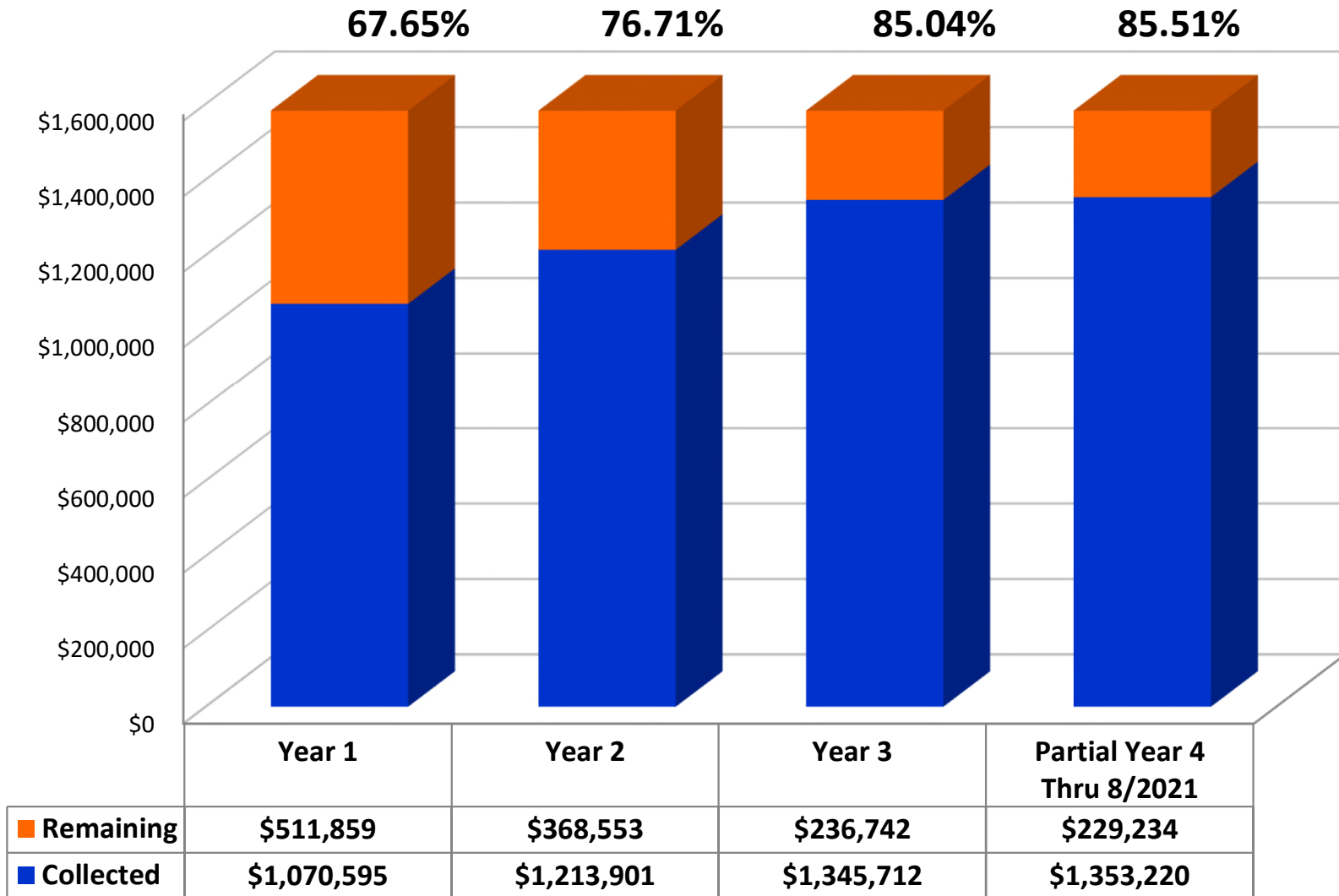


## DICKINSON ISD 2016 Percentage of Collection

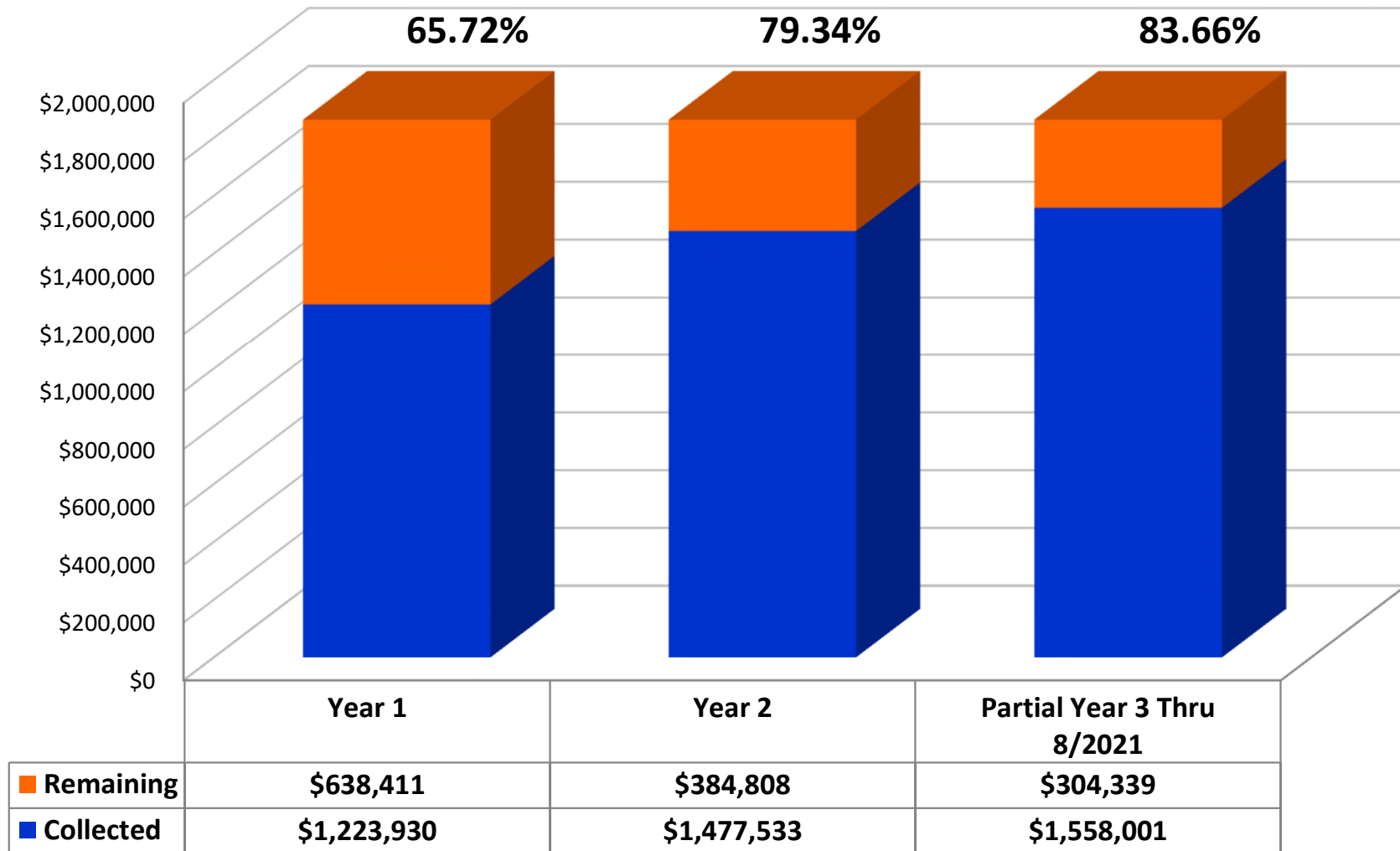


52

## DICKINSON ISD 2017 Percentage of Collection



## DICKINSON ISD 2018 Percentage of Collection

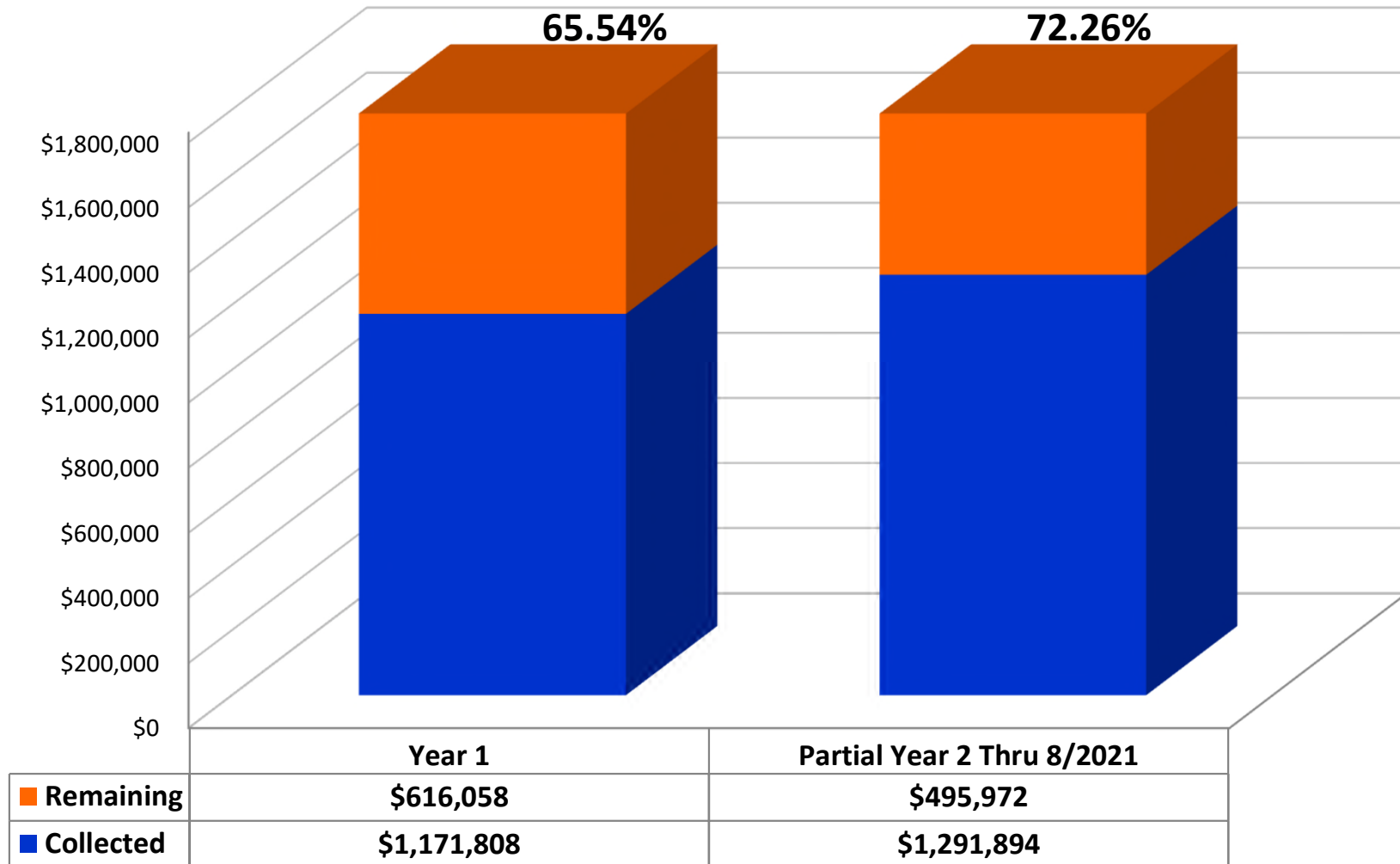


54

7/1 - 6/30 for each year

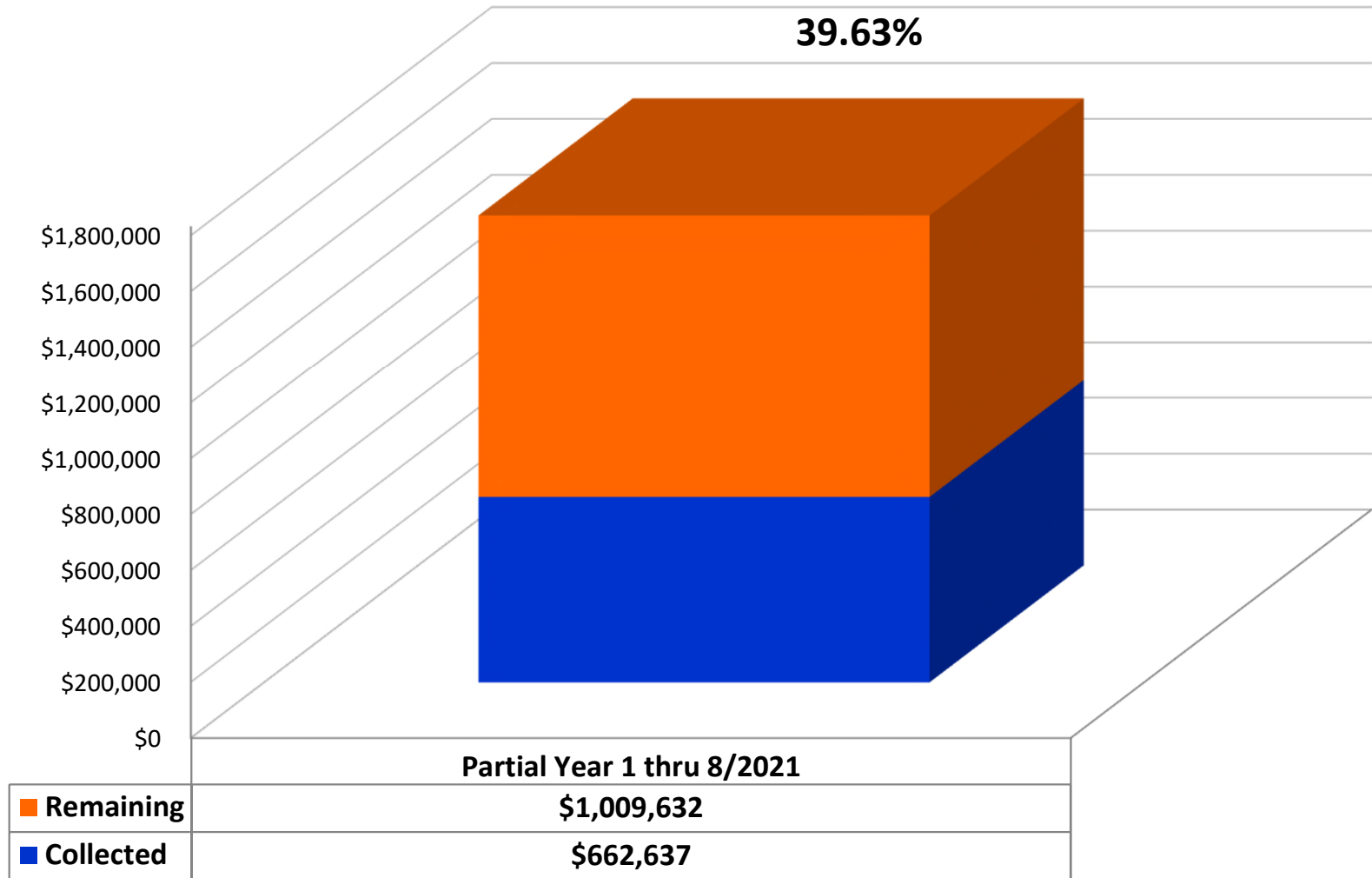
Initial Outstanding Base Tax \$1,862,341

## DICKINSON ISD 2019 Percentage of Collection



55

## DICKINSON ISD 2020 Percentage of Collection



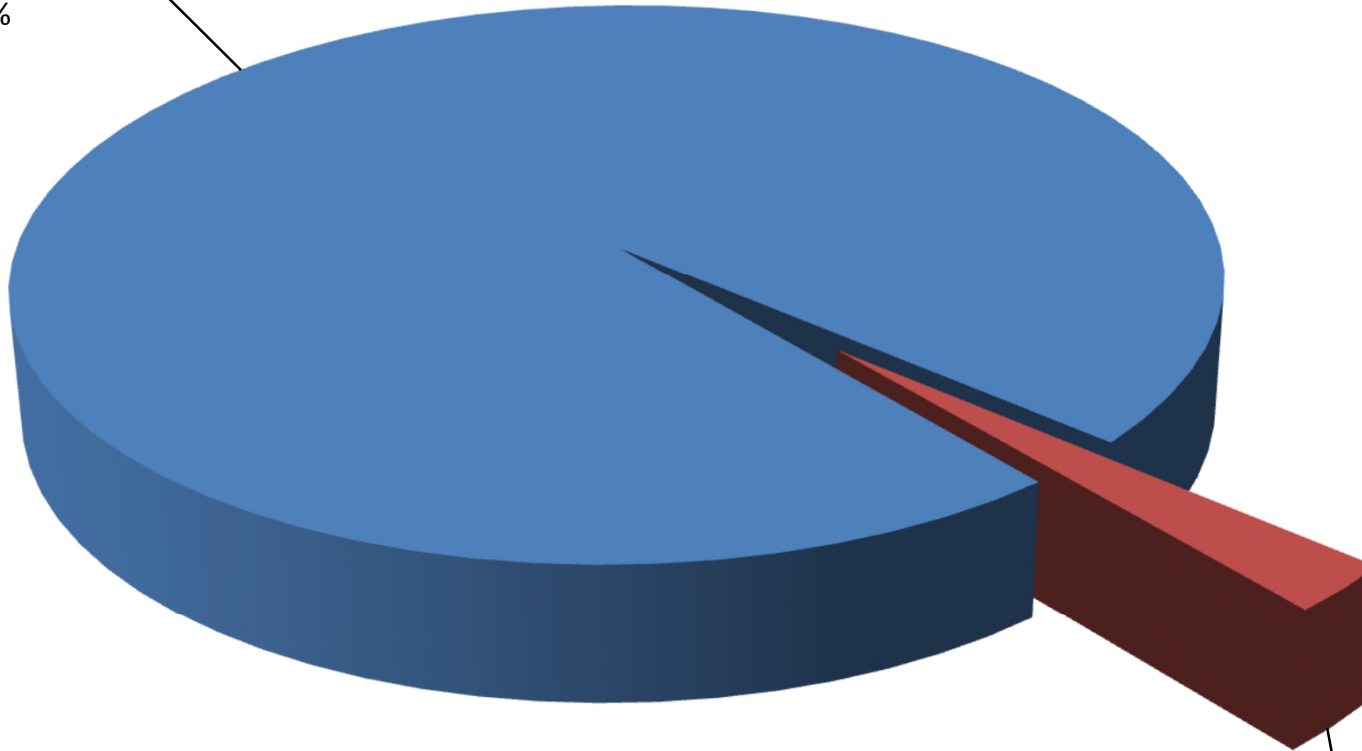
### Dickinson ISD

#### 2020 Tax Year - Tax Collections

**\$63,096,713 Total Levy of 2020 Base Tax\***

**\*Amounts Provided by the Galveston County Tax Office**

Base Tax Collected  
\$61,424,444  
97.35%



Base Tax Remaining  
\$1,672,269  
2.65%

Total Levy	Base Tax Collected as of June 30, 2021	Base Tax Remaining as of June 30, 2021
<b>\$63,096,713</b>	<b>\$61,424,444</b>	<b>\$1,672,269</b>
	<b>97.35%</b>	<b>2.65%</b>

DICKINSON INDEPENDENT SCHOOL DISTRICT

EXECUTIVE BOARD AGENDA DOCUMENT

**Meeting Date:** October 4, 2021

**Item Title:** Executive Session

**Agenda Item:** President of the Board

The Board President will reconvene the Board to meet in Executive Session. If, during the course of the meeting covered by this Notice, the Board of Trustees should determine that a closed or executive meeting or session of the Board of Trustees is required, then such closed or executive meeting or session as authorized by **the Texas Open Meetings Act**, Texas Government Code **Section 551.001** et seq., will be held by the School Board at the date, hour, and place given in this Notice or as soon after the commencement of the meeting covered by this Notice as the School Board may conveniently meet in such closed or executive meeting or session concerning any and all purposes permitted by the Act, including but not limited to the following section(s) and purpose(s): Texas Government Code **Section 551.071** - Consultation with District's attorney regarding potential claim to be asserted by the District and concerning matters on which the attorney's duty to the District under the Texas Disciplinary Rules of Professional Conduct clearly conflicts with the Texas Open Meetings Laws; **Section 551.074** - for the purpose of considering the appointment, resignations, reassignment, evaluation, duties, discipline or dismissal of a public officer or employee or to hear complaints or charges against public officers or employees; **Section 551.082** school children; school district employees; disciplinary matter or complaint, and **Section 551.0821** for the purpose of considering a matter regarding a public school student where personally identifiable information about the student will necessarily be revealed by the deliberation.

**Time To Executive Session:** \_\_\_\_\_

**Time Out of Executive Session:** \_\_\_\_\_

DICKINSON INDEPENDENT SCHOOL DISTRICT

BOARD AGENDA DOCUMENT

**Meeting Date:** October 4, 2021

**Item Title:** Personnel Action

- Employment
- Resignations/Retirement

**Agenda Item:** Kimberly Rich

- We have two (2) resignations: one (1) Teacher at Dunbar Middle School and one (1) Teacher at Dickinson High School

**Recommendation:**

The Superintendent recommends the employment and ratification of the resignations/retirement of the above personnel.

**Action Item:**     Yes    \_\_\_\_\_ No

**Motion made by** \_\_\_\_\_ **seconded by** \_\_\_\_\_ **vote** \_\_\_\_\_

**DICKINSON INDEPENDENT SCHOOL DISTRICT  
BOARD AGENDA DOCUMENT**

**Meeting Date:** October 4, 2021

**Item Title:** Written Reports

If a request to pull a Written Report is not received by the afternoon of the Board meeting, the report writer will not be in attendance and President Swartz will move to the next item.

**Background Information:**

Written Reports

- School Liaison Officer Safety Report-Robert Cobb/Sgt. Cliff Foster
- Tax Report for August, 2021 and Year to Date-Kelly Logsdon

**Recommendation:**

Information only

**Action Item:** \_\_\_\_\_ Yes     \_\_\_\_\_ No

**DICKINSON INDEPENDENT SCHOOL DISTRICT  
AGENDA DOCUMENT**

**Meeting Date:**       October 4, 2021

**Item Title:**           Student Liaison Officer Safety Report

**Agenda Item:**       Robert Cobb

**Background Information:**

Lt. Foster prepared a summary of statistics relating to the Student Liaison Officers' activities for the past school year. He has also provided a short biography for our DISD officers.

**Recommendation:**

Information only.

**Action Item:**    \_\_\_\_\_ Yes            \_\_\_√\_\_\_ No

**Motion made by** \_\_\_\_\_ **seconded by** \_\_\_\_\_ **vote** \_\_\_\_\_

# Dickinson ISD School Liaison Officers

- **Lieutenant Cliff Foster**

- Barber Middle School
- 15 years of service
- 12 years with DISD
- Special Response Group (SRG) Team Leader
- United States Marine Corps Veteran

- **Sergeant Patrick Lewis**

- Dunbar Middle School
- 21 years of service
- 8 years with DISD
- United States Navy Veteran
- Field Training Officer's Supervisor
- 2<sup>nd</sup> in Command to Lt.

# Dickinson ISD School Liaison Officers

- **Corporal Dawn Crowell**

- Dickinson High School
- 14 Years of service
- 4 Years with DISD
- Lead officer at Dickinson High School
- Field Training Officer

- **Deputy Joshua Love**

- Dickinson High School-9<sup>th</sup> Grade Center
- 9 Years of Service
- 5 Years of Service
- United States Air Force Veteran
- Field Training Officer

# Dickinson ISD School Liaison Officers

- **Deputy Carlos Ramos**

- Dickinson High School
- 3 Years of Service
- Currently training in the FTO Program with the School Liaison Division

- **Deputy Kyle Cavness**

- Lobit Education Village
- 28 Years of Service
- 11 Years with DISD
- Field Training Officer
- Former Narcotics Officer

# Dickinson ISD School Liaison Officers

- **Deputy Jesse Khaled**

- Mc Adams Jr. High School
- 19 Years of Service
- 3 Years with DISD
- Field Training Officer

- **Deputy Christopher Lugo**

- Kranz Jr. High School
- 8 Years of Service
- 3 Years with DISD
- Field Training Officer
- United States Navy Veteran

# Coastal Alternative Program SLO's

- **Deputy James Helton**

- 17 Years of Service
- 3 years with DISD
- Patrol Experience
- Senior Deputy At CAP

- **Deputy Shala Warfield**

- 13 Years of service
- Currently training in the FTO Program with the School Liaison Division
- Mental Health Division experience
- United States Army Veteran



# 2020-2021 DISD School Liaison Officer Summary Report

- **Total of 225 Arrests Made or Complaints Filed**

- 57 related to Disorderly Conduct (Language/Fighting)
- 12 related to Assault
- 31 for Possession of Marijuana/Narcotics
- 69 for Minor In Possession of tobacco products "Vaping"

- **Total of 1286 Calls for Service**

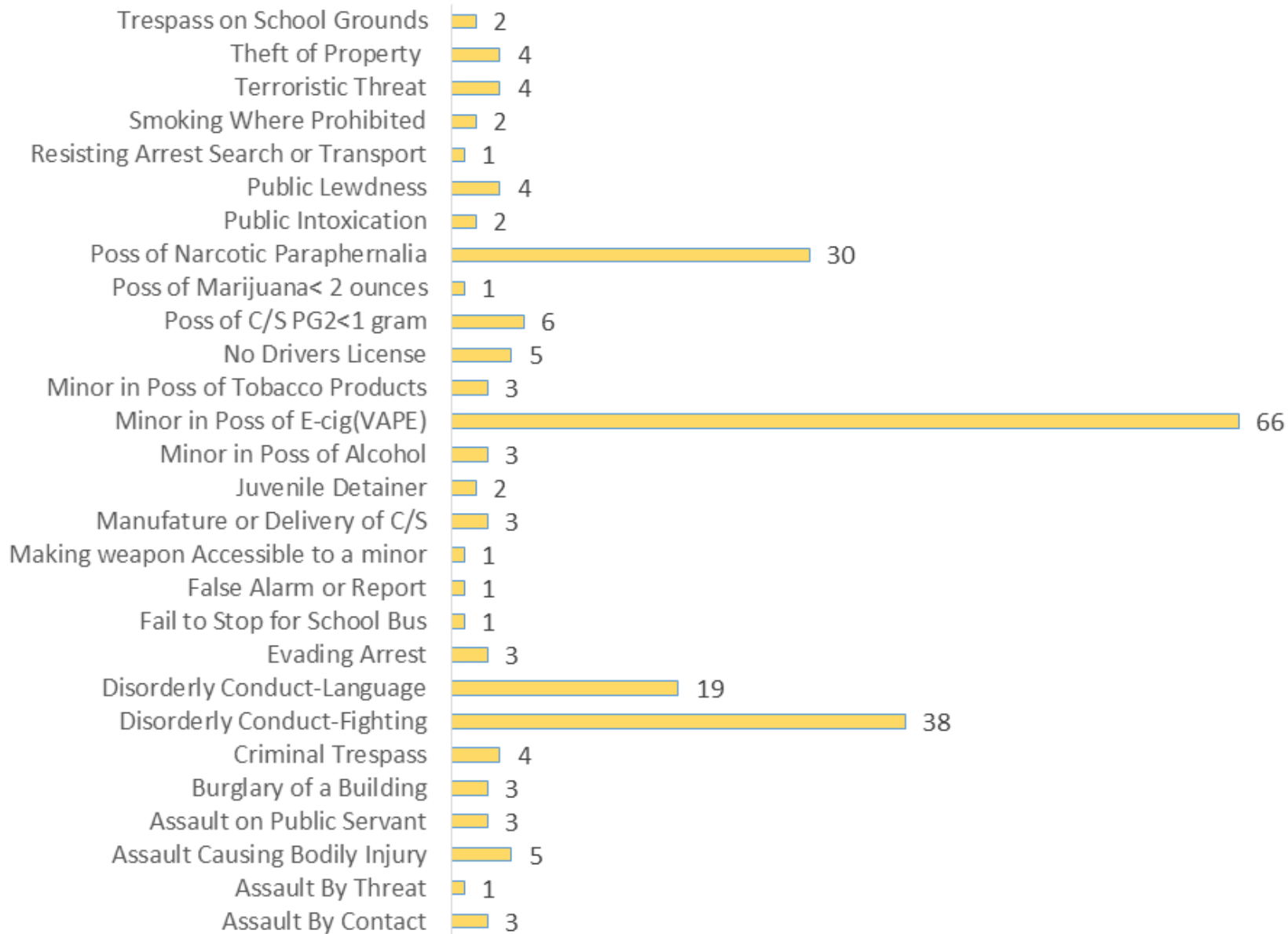
- March and April had the most Calls for Service

- **Miscellaneous**

- School Safety Presentation for Staff (lock-down procedures)
- Gang Awareness / Current Drug Trend Presentation
- Security for extra curricular activities: sports, open house, school related dances, graduation, band escort

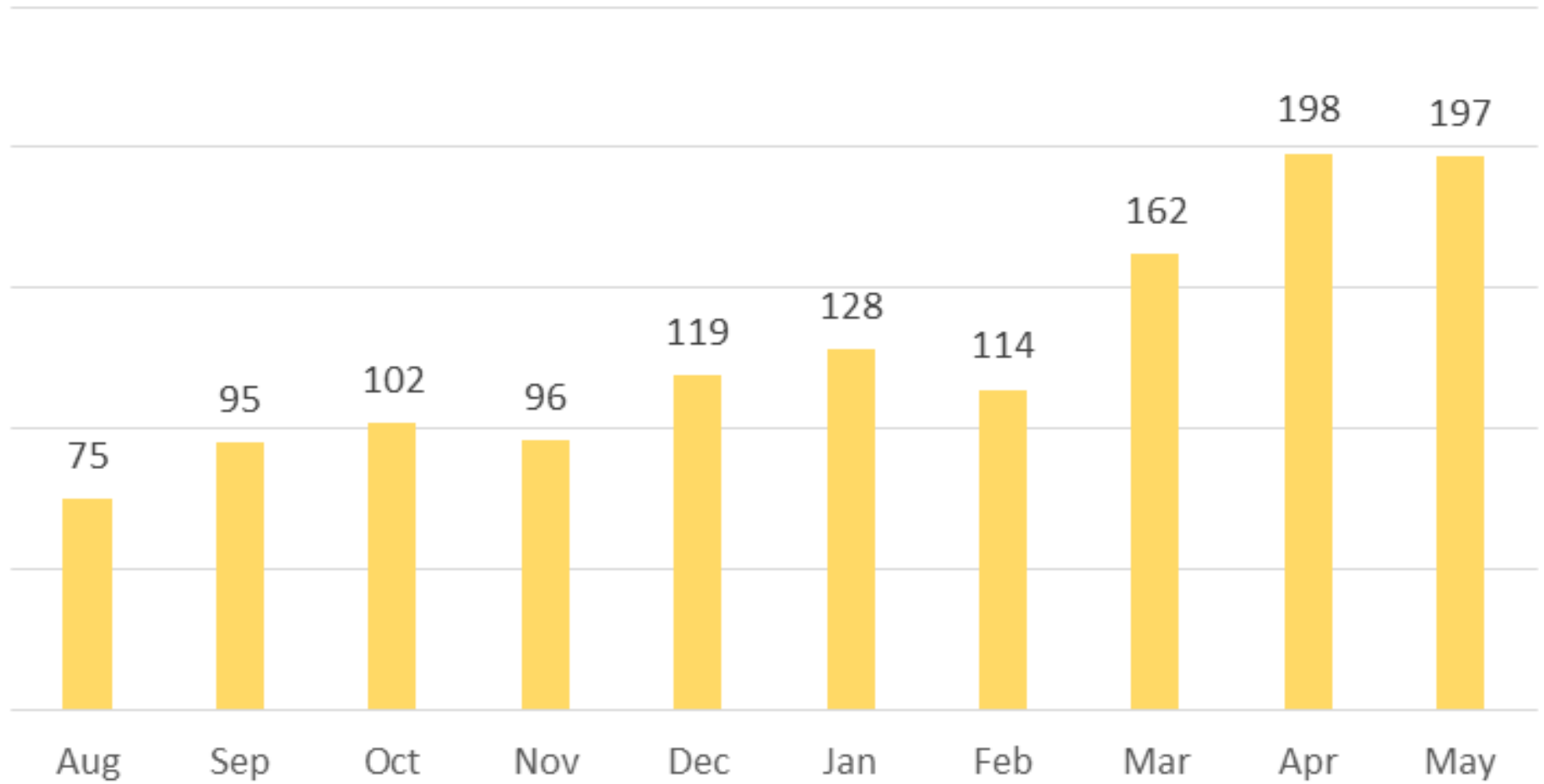


## 2020 - 2021 Arrests/Citations Filed





## 2020-2021 Calls for Service



**DICKINSON INDEPENDENT SCHOOL DISTRICT  
AGENDA DOCUMENT**

**Meeting Date:** October 4, 2021

**Item Title:** Monthly Tax Collection Report

**Agenda Item:** Kelly Logsdon

**Background Information:**

The Monthly Tax Collection Report for August, 2021 and year to date is attached.

**Recommendation:**

Information only.

**Action Item:** \_\_\_\_\_ Yes     No

Dickinson Independent School District  
Monthly Tax Collections Report  
Maintenance Operations and Interest Sinking

Tax Year	Adjusted Taxable Values	Tax Rate	Tax Levy	Current Year Taxes Collected	Current Year % Collected										
2020	\$4,851,053,036	\$1.344	\$65,198,153	\$63,813,518	97.88%										
2019	\$4,166,906,421	\$1.450	\$60,420,143	\$59,423,702	98.35%										
2018	\$3,689,155,526	\$1.520	\$56,075,164	\$54,995,123	98.07%										
2017	\$3,390,794,185	\$1.520	\$52,218,230	\$51,140,065	97.94%										
2016	\$3,065,293,671	\$1.540	\$47,205,523	\$46,378,211	98.25%										
2020 Tax Year	Sep-20	Oct-20	Nov-20	Dec-20	Jan-21	Feb-21	Mar-21	Apr-21	May-21	Jun-21	Jul-21	Aug-21	Totals:	% To Total	
Current Year Tax	Pending Billing	\$378,534	\$2,549,710	\$13,354,403	\$29,495,191	\$14,036,825	\$1,771,012	\$682,688	\$492,047	\$415,731	\$290,712	\$346,665	\$63,813,518		
YTD % Collected	0.00%	0.58%	4.49%	24.97%	70.21%	91.74%	94.46%	95.51%	96.26%	96.90%	97.34%	97.88%	97.88%	97.88%	
Prior Years Tax	\$261,234	\$82,519	\$117,291	\$80,410	\$69,068	\$80,828	\$34,645	\$78,174	\$87,587	\$67,362	\$44,020	\$166,788	\$1,169,927		
Subtotal Taxes	\$261,234	\$461,054	\$2,667,001	\$13,434,813	\$29,564,260	\$14,117,652	\$1,805,657	\$760,862	\$579,634	\$483,093	\$334,732	\$513,453	\$64,983,444	99.67%	
Penalty & Interest	\$45,743	\$21,674	\$29,695	\$33,306	\$21,003	\$57,700	\$105,272	\$70,803	\$56,352	\$56,101	\$47,512	\$42,502	\$587,663		
Total Taxes & P&I	\$306,977	\$482,728	\$2,696,696	\$13,468,119	\$29,585,263	\$14,175,353	\$1,910,929	\$831,665	\$635,986	\$539,194	\$382,244	\$555,955	\$65,571,107	100.57%	
Attorney Fees	\$26,755	\$18,926	\$14,740	\$22,947	\$15,775	\$12,989	\$19,895	\$20,509	\$13,930	\$16,899	\$36,967	\$38,277	\$258,611		
Total Collections	\$333,732	\$501,654	\$2,711,435	\$13,491,066	\$29,601,038	\$14,188,342	\$1,930,824	\$852,174	\$649,916	\$556,093	\$419,212	\$594,232	\$65,829,718	N/A	
2019 Tax Year	Sep-19	Oct-19	Nov-19	Dec-19	Jan-20	Feb-20	Mar-20	Apr-20	May-20	Jun-20	Jul-20	Aug-20	Totals:	% To Total	
Current Year Tax	Pending Billing	\$149,295	\$2,782,035	\$24,347,020	\$21,701,965	\$7,295,092	\$624,605	\$713,295	\$409,011	\$818,065	\$386,690	\$196,629	\$59,423,702		
YTD % Collected	0.00%	0.25%	4.85%	45.15%	81.07%	93.14%	94.17%	95.35%	96.03%	97.39%	98.03%	98.35%	98.35%	98.35%	
Prior Years Tax	\$204,856	\$75,888	\$65,915	\$67,241	\$105,664	\$412,440	\$36,605	\$19,100	-\$8,538	\$45,032	\$57,688	\$121,115	\$1,203,006		
Subtotal Taxes	\$204,856	\$225,183	\$2,847,950	\$24,414,261	\$21,807,629	\$7,707,532	\$661,210	\$732,395	\$400,472	\$863,098	\$444,379	\$317,744	\$60,626,708	100.34%	
Penalty & Interest	\$43,730	\$20,895	\$21,205	\$23,190	\$29,700	\$58,660	\$49,448	\$58,734	\$44,198	\$61,352	\$56,012	\$35,363	\$502,486		
Total Taxes & P&I	\$248,586	\$246,078	\$2,869,155	\$24,437,451	\$21,837,329	\$7,766,192	\$710,658	\$791,129	\$444,670	\$924,450	\$500,391	\$353,106	\$61,129,195	71 101.17%	
Attorney Fees	\$37,553	\$18,475	\$15,622	\$16,339	\$14,363	\$16,576	\$8,654	\$7,447	\$9,389	\$11,274	\$48,017	\$31,772	\$235,481		
Total Collections	\$286,139	\$264,553	\$2,884,778	\$24,453,789	\$21,851,692	\$7,782,768	\$719,311	\$798,576	\$454,059	\$935,723	\$548,408	\$384,878	\$61,364,675	N/A	
2018 Tax Year	Sep-18	Oct-18	Nov-18	Dec-18	Jan-19	Feb-19	Mar-19	Apr-19	May-19	Jun-19	Jul-19	Aug-19	Totals:	% To Total	
Current Year Tax	Pending Billing	\$770,275	\$2,711,777	\$10,821,827	\$31,598,499	\$6,705,964	\$1,032,517	\$527,234	\$385,353	\$339,487	\$372,586	\$238,083	\$55,503,602		
YTD % Collected	0.00%	1.35%	6.10%	25.07%	80.46%	92.21%	94.02%	94.94%	95.62%	96.21%	96.87%	97.28%	97.28%	97.28%	
Prior Years Tax	\$115,032	\$102,879	\$49,873	\$71,307	\$61,014	\$112,220	\$32,790	\$62,396	\$47,284	\$49,934	\$64,771	\$46,812	\$816,312		
Subtotal Taxes	\$115,032	\$873,153	\$2,761,650	\$10,893,135	\$31,659,513	\$6,818,184	\$1,065,307	\$589,630	\$432,637	\$389,421	\$437,358	\$284,895	\$56,319,914	98.71%	
Penalty & Interest	\$21,487	\$18,180	\$14,583	\$15,852	\$22,941	\$73,075	\$62,393	\$48,233	\$44,527	\$37,546	\$54,866	\$30,882	\$444,565		
Total Taxes & P&I	\$136,519	\$891,333	\$2,776,233	\$10,908,986	\$31,682,454	\$6,891,259	\$1,127,700	\$637,863	\$477,164	\$426,967	\$492,224	\$315,777	\$56,764,478	99.49%	
Attorney Fees	\$19,713	\$14,417	\$11,989	\$12,942	\$14,314	\$22,911	\$12,565	\$13,744	\$13,326	\$8,928	\$35,743	\$27,655	\$208,248		
Total Collections	\$156,232	\$905,750	\$2,788,222	\$10,921,929	\$31,696,768	\$6,914,169	\$1,140,265	\$651,608	\$490,490	\$435,895	\$527,967	\$343,432	\$56,972,727	N/A	
2017 Tax Year	Sep-17	Oct-17	Nov-17	Dec-17	Jan-18	Feb-18	Mar-18	Apr-18	May-18	Jun-18	Jul-18	Aug-18	Totals:	% To Total	
Current Year Tax	Pending Billing	\$187,352	\$2,763,831	\$21,998,802	\$19,021,683	\$7,891,945	\$1,072,658	\$543,284	\$471,494	\$357,831	\$365,201	\$321,043	\$54,995,123		
YTD % Collected	0.00%	0.33%	5.26%	44.49%	78.42%	92.49%	94.40%	95.37%	96.21%	96.85%	97.50%	98.07%	98.07%	98.07%	
Prior Years Tax	\$200,336	\$135,217	\$62,894	\$83,240	\$64,886	\$61,495	\$65,875	\$58,143	\$48,631	\$40,850	\$38,184	\$204,591	\$1,064,342		
Subtotal Taxes	\$200,336	\$322,569	\$2,826,725	\$22,082,041	\$19,086,569	\$7,953,440	\$1,138,534	\$601,427	\$520,125	\$398,681	\$403,384	\$525,634	\$56,059,466	99.97%	
Penalty & Interest	\$49,273	\$44,823	\$17,838	\$23,288	\$18,997	\$78,141	\$73,420	\$44,898	\$55,366	\$46,319	\$57,711	\$48,275	\$558,349		
Total Taxes & P&I	\$249,608	\$367,392	\$2,844,563	\$22,105,330	\$19,105,567	\$8,031,580	\$1,211,954	\$646,325	\$575,491	\$445,000	\$461,095	\$573,909	\$56,617,814	100.97%	
Attorney Fees	\$49,872	\$35,006	\$13,496	\$20,231	\$10,986	\$10,396	\$8,938	\$17,883	\$17,233	\$12,983	\$45,535	\$46,595	\$289,154		
Total Collections	\$299,481	\$402,398	\$2,858,059	\$22,125,561	\$19,116,553	\$8,041,977	\$1,220,891	\$664,208	\$592,724	\$457,983	\$506,631	\$620,504	\$56,906,968	N/A	
2016 Tax Year	Sep-16	Oct-16	Nov-16	Dec-16	Jan-17	Feb-17	Mar-17	Apr-17	May-17	Jun-17	Jul-17	Aug-17	Totals:	% To Total	
Current Year Tax	Pending Billing	\$304,618	\$2,736,229	\$19,079,059	\$19,399,265	\$7,422,327	\$1,067,090	\$255,354	\$340,409	\$179,874	\$234,525	\$121,314	\$51,140,065		
YTD % Collected	0.00%	0.58%	5.82%	42.36%	79.51%	93.72%	95.77%	96.26%	96.91%	97.25%	97.70%	97.94%	97.94%	97.94%	
Prior Years Tax	\$83,732	\$63,962	\$52,521	\$152,728	\$43,617	\$80,716	\$46,888	\$38,354	\$41,005	\$36,087	\$36,984	\$24,102	\$700,695		
Subtotal Taxes	\$83,732	\$368,580	\$2,788,750	\$19,231,787	\$19,442,882	\$7,503,044	\$1,113,977	\$293,707	\$381,415	\$215,961	\$271,509	\$145,416	\$51,840,761	99.28%	
Penalty & Interest	\$21,145	\$18,505	\$14,866	\$9,830	\$14,350	\$76,448	\$79,456	\$35,577	\$46,371	\$42,972	\$43,212	\$28,594	\$431,326		
Total Taxes & P&I	\$104,877	\$387,085	\$2,803,616	\$19,241,617	\$19,457,232	\$7,579,492	\$1,193,433	\$329,285	\$427,785	\$258,933	\$314,721	\$174,010	\$52,272,086	100.10%	
Attorney Fees	\$16,094	\$12,507	\$9,879	\$7,879	\$2,623	\$20,413	\$12,811	\$12,910	\$12,308	\$12,234	\$26,747	\$25,546	\$181,611		
Total Collections	\$120,972	\$399,593	\$2,816,155	\$19,249,496	\$19,466,855	\$7,599,904	\$1,206,244	\$342,195	\$440,093	\$271,167	\$341,468	\$199,556	\$52,453,697	N/A	

**DICKINSON INDEPENDENT SCHOOL DISTRICT  
BOARD AGENDA ITEM**

**Meeting Date:** October 4, 2021

**Item Title:** Hurricane Nicholas Resolution

**Agenda Item:** Carla Voelkel

**Background Information:**

The attached resolution is offered for your consideration.

**Recommendation:** The Board may choose to amend, adopt, or defer action on the attached resolution.

**Action Item:**     **Yes**     **No**

**Motion made by:** \_\_\_\_\_ **seconded by** \_\_\_\_\_ **vote** \_\_\_\_\_

§ THE STATE OF TEXAS  
§ COUNTY OF GALVESTON  
§ DICKINSON INDEPENDENT SCHOOL DISTRICT

**Whereas**, Hurricane Nicholas resulted in the closure of all schools and facilities in the Dickinson Independent School District ("DISD") on September 13, 14 and 15, 2021; for the safety of students and staff, and

**Whereas**, DISD closed its schools and facilities because it must act in the best interests of, and for the safety of, its students and staff; and

**Whereas**, in many cases DISD employees were forced to evacuate the area or take other means to ensure the safety of their families and others; and

**Whereas**, through circumstances completely beyond their control, they were forced to miss work at the DISD; and

**Whereas**, to financially penalize employees who are acting in the interests of public safety potentially will be harmful in the future if these people fail to act in a safe and prudent manner during a required or recommended evacuation for fear of financial loss; and

**Whereas**, it will be detrimental to the best interests of the District for the District to act in a way that may lead to unsafe conduct by its employees in a future natural disaster; and

**Whereas**, in the aftermath of Hurricane Nicholas the DISD was not able to re-open many of its school facilities because of structural damage and/or lack of electricity, potable water, fuel, food, and other issues; and

**Whereas**, many employees, both contract and non-contract, assisted the DISD with its efforts to recover and restore regular school operations in the aftermath of Hurricane Nicholas, and the Board believes that a public purpose exists to recognize and encourage this assistance and work by its employees; and

**Whereas**, there is a public purpose served and a benefit to the District to encourage prudent and safe behavior in a natural disaster so that employees have the best opportunity of protecting their safety and being able to resume their duties; and

**Whereas**, there is a public purpose served and a benefit to the DISD to demonstrate support of its employees, enhance employee morale and support the retention of employees; and

**Whereas**, the DISD 2021-2022 school calendar and related work schedules have been affected by these events, as approved by the Board of Trustees; and

**Whereas**, the Board has determined that three days missed due to this natural disaster will not be made up by DISD employees through either instruction of students or performance of job duties and responsibilities; and

**Whereas**, the Board believes that a public purpose exists for forgiving or excusing the absences of these employees due to this natural disaster; and

**Whereas**, the Board believes that a public purpose exists for providing additional compensation to its employees, both contract and non-contract, who assisted with its efforts to recover and restore regular school operations in the aftermath of Hurricane Nicholas; and

**Whereas**, this resolution is not meant to excuse the failure to report to duty on these days by any employees who were instructed by the administration to do so or who were required by contract or job description to report for duty, once the District could provide safe working conditions;

**Now therefore, be it resolved** by the DISD Board of Trustees that:

1. All the above-referenced paragraphs are incorporated into and made a part of this Resolution; and

2. The Board has reviewed the 2021-2022 school calendar; and
3. The Board determines that three days missed due to this natural disaster will not be made up by DISD employees through either instruction of students or performance of other duties; and
4. The Board finds that a public purpose and a benefit to the DISD exists to excuse and/or forgive any absences by District employees created by the recent Hurricane for the day of work not made up based on the revised school calendar, and that payments for such days are necessary in the conduct of the public schools as provided by Texas Education Code § 45.105(c); and
5. The Board hereby authorizes the Superintendent of Schools to excuse the related day(s) of absence of District employees for school closure necessitated by the storm and not made up through a revised school calendar, and pay all employees full compensation for the day(s) missed due to this natural disaster and which are not made up on any revised school calendar.
6. The Board of Trustees hereby ratifies and approves, to the extent permitted by law, all actions taken by the Superintendent in the exercise of his discretion to protect and preserve the public property and assets of the DISD, and for the safety and welfare of the employees, students, parents, taxpayers and other citizens of the DISD, to the extent necessary as a result of Hurricane Nicholas and its aftermath, through the effective date of this Resolution.

Approved this 4<sup>th</sup> day of October, 2021.

By: \_\_\_\_\_  
Board President

ATTEST:

\_\_\_\_\_  
Board Secretary

**DICKINSON INDEPENDENT SCHOOL DISTRICT  
BOARD AGENDA DOCUMENT**

**Meeting Date:** October 4, 2021

**Item Title:** Nominations for the Galveston Central Appraisal District (GCAD)  
Board of Directors

**Agenda Item:** Carla Voelkel

**Background Information:**

It is time to make nominations for the GCAD Board of Directors.

County Superintendents agreed to recommend to their boards the names of two nominees. It was suggested that each Board nominate the three names below.

Matt Doyle  
Don Gartman

Votes will be cast after the slate of nominees is finalized.

**Recommendation:**

The Superintendent recommends that Dickinson ISD nominate the above two nominees to the GCAD Board of Directors.

**Action Item:**     Yes                       No

**Motion made by** \_\_\_\_\_ **seconded by** \_\_\_\_\_ **vote** \_\_\_\_\_



# GALVESTON CENTRAL APPRAISAL DISTRICT

Tommy Watson, Chief Appraiser

9850 Emmett F. Lowry Expressway, Suite A - Texas City, Texas 77591  
Telephone: (409) 935-1980 or toll-free (866) 277-4725  
Fax: (409) 935-4319

August 06, 2021

**RECEIVED**

AUG 17 2021

**SUPERINTENDENT'S OFFICE**

Ms. Carla Voelkel  
Superintendent  
Dickinson Independent School District  
P. O. Drawer Z  
Dickinson, TX 77539

Dear Ms. Voelkel:

This is selection year for the Board of Directors of the Galveston Central Appraisal District. The Board of Directors consists of five members who will serve two-year terms, beginning January 1, 2022 through December 31, 2023.

Section 6.03(a) of the Property Tax Code provides for the appointment of the County Assessor-Collector as a non-voting member of the Appraisal District Board of Directors. If the County Assessor-Collector is elected to the board as a voting member during the voting process, then this provision is not applicable. If the County Assessor-Collector is appointed as a non-voting member, the Central Appraisal District, in effect, would have a six-member board with (5) five serving as voting members and (1) one as a non-voting member. This provision has no effect on the number of votes you have in the election process.

In accordance with Sec. 6.03(e) of the Property Tax Code, the Chief Appraiser notifies the taxing entities of the number of votes to which each is entitled based on the 2018 tax levy (*Vote Allocation enclosed*), receives nominations, prepares and distributes the ballot, counts votes, and announces the winners. Each voting unit is entitled to nominate (1) one candidate for each position to be filled, up to (5) five nominees (*Nomination Form enclosed*). The nomination must be done in open session and submitted by the presiding officer to the chief appraiser along with the **written resolution**. Please include the address and telephone number of the nominee(s) with the resolution. We ask you to return your nomination(s) and the resolution **before October 15, 2021**. You may also email the nominations to us at [gcad@galvestoncad.org](mailto:gcad@galvestoncad.org).

An alphabetized ballot will be delivered to you before October 31st. Your vote (**and resolution**) must be submitted to the chief appraiser **before December 10th**.

I have enclosed a *Calendar of Events* of the selection process for your information. This calendar exhibits the dates prescribed by the Property Tax Code. If you have any questions, please call me at your convenience.

Sincerely,

A handwritten signature in black ink that reads "Tommy Watson".

Tommy Watson  
Chief Appraiser

TW:ldf  
Enclosures

# Board of Directors Election Calendar

**1. Nominations** (before October 1).....August 06, 2021  
**\*mail early so entity secretaries can put on their September/October agenda's**

Entities return nomination .....before October 15

**2. Ballots** (ballots in alpha order).....before October 29

Entities return ballots .....before December 10

**3. Notify** (GCAD notifies all units and BOD).....before December 31

ENTITIES	2020 Levy	Levy/TTL Levy	1,000	x5
Galveston ISD	\$82,498,207.51	11.080%	110.7976767	553.9883836
Dickinson ISD	\$60,971,627.27	8.189%	81.8868052	409.434026
Friendswood ISD	\$42,840,251.72	5.754%	57.53579992	287.6789996
High Island ISD	\$1,537,266.46	0.206%	2.064597007	10.32298503
Hitchcock ISD	\$9,626,307.23	1.293%	12.92843213	64.64216064
Clear Creek ISD	\$110,656,748.82	14.862%	148.6154797	743.0773985
Santa Fe ISD	\$21,750,865.47	2.921%	29.21209361	146.0604681
Texas City ISD	\$74,588,563.36	10.017%	100.1747769	500.8738844
City of Galveston	\$37,493,879.76	5.036%	50.35545491	251.7772746
City of Texas City	\$29,064,413.87	3.903%	39.03441819	195.172091
City of La Marque	\$5,534,355.30	0.743%	7.432812517	37.16406258
City of Hitchcock	\$2,496,240.33	0.335%	3.352528951	16.76264476
City of Jamaica Beach	\$772,644.26	0.104%	1.037685442	5.188427211
City of Dickinson	\$5,297,260.26	0.711%	7.114386452	35.57193226
City of Friendswood	\$14,951,633.39	2.008%	20.08051196	100.4025598
City of Kemah	\$662,109.78	0.089%	0.889234173	4.446170867
City of League City	\$45,990,452.73	6.177%	61.76661855	308.8330927
City of Santa Fe	\$2,562,905.18	0.344%	3.442061933	17.21030966
Village of Tiki Island	\$1,392,662.29	0.187%	1.870389077	9.351945385
City of Bayou Vista	\$821,924.02	0.110%	1.103869703	5.519348517
Galveston County Road and Flood	\$3,449,180.56	0.463%	4.632357529	23.16178764
<b>GALVESTON COUNTY</b>	\$146,316,740.32	19.651%	196.5079652	982.5398262
Galveston College	\$13,624,505.01	1.830%	18.29813698	91.4906849
College of the Mainland	\$29,683,527.52	3.987%	40	199.3295361
Total Levy Amount Voting Entities:	\$744,584,272.42	100.000%	1000	X5 5000

Formula: 2020 Voting Districts Levy/ Grand Total All Voting Levy X1000 X5 equals # of Votes

Total votes to be elected: 834

# GALVESTON CENTRAL APPRAISAL DISTRICT

2022-2023 Board of Directors Election

## NOMINATION

VOTING UNIT

**Dickinson Independent School District**

You may nominate up to (5) five **before October 15, 2021.**

NOMINEE(S)

1. \_\_\_\_\_  
Name  
\_\_\_\_\_  
Address  
\_\_\_\_\_  
Telephone Number
  
2. \_\_\_\_\_  
Name  
\_\_\_\_\_  
Address  
\_\_\_\_\_  
Telephone Number
  
3. \_\_\_\_\_  
Name  
\_\_\_\_\_  
Address  
\_\_\_\_\_  
Telephone Number
  
4. \_\_\_\_\_  
Name  
\_\_\_\_\_  
Address  
\_\_\_\_\_  
Telephone Number
  
5. \_\_\_\_\_  
Name  
\_\_\_\_\_  
Address  
\_\_\_\_\_  
Telephone Number

***Please note: The written resolution showing the nominee's name is required.***

A RESOLUTION OF

Dickinson Independent School District

VOTING IN THE ELECTION OF MEMBERS OF THE BOARD OF DIRECTORS  
OF THE  
GALVESTON CENTRAL APPRAISAL DISTRICT  
2022-2023

**RESOLUTION** No. \_\_\_\_\_

WHEREAS, this is selection year for the Board of Directors of the Galveston Central Appraisal District; and

WHEREAS, the Board of Directors consists of five members who serve two-year terms, beginning January 1, 2022 through December 31, 2023; and

WHEREAS, The Dickinson Independent School District is a voting unit entitled to vote for up to five candidates from a ballot submitted by the Galveston Central Appraisal District, if so desired.

NOW THEREFORE, BE IT RESOLVED BY THE PRESIDING BODY OF THIS VOTING UNIT, THAT:

The number of votes cast for the candidate(s), as exhibited in the attached ballot, is submitted by the Dickinson Independent School District to the Galveston Central Appraisal District.

PASSED AND APPROVED by Dickinson Independent School District,  
This \_\_\_\_\_ day of \_\_\_\_\_, 2021.

\_\_\_\_\_  
Presiding Officer

ATTEST:

\_\_\_\_\_  
Signature and Title

**RESOLUTION OF NOMINATION  
GALVESTON CENTRAL APPRAISAL DISTRICT  
BOARD OF DIRECTORS**

Be it resolved that the Board of Trustees of the Dickinson Independent School District does hereby nominate the following individuals to be considered as candidates for election to the Galveston Central Appraisal District Board of Directors positions for the two-year term from January 1, 202 through December 31, 2023.

Matt Doyle  
Don Gartman

Approved this 4<sup>th</sup> day of October, 2021

\_\_\_\_\_  
David Swartz, President  
Board of Trustees

ATTEST:

\_\_\_\_\_  
Veanna Veasey, Secretary  
Board of Trustees

**DICKINSON INDEPENDENT SCHOOL DISTRICT  
AGENDA DOCUMENT**

**Meeting Date:**       October 4, 2021

**Item Title:**           Updated Interlocal Governmental Agreement for SLO Program  
                                  between County of Galveston and Dickinson ISD

**Agenda Item:**        Robert Cobb

**Background Information:**

This amendment addresses a change to the Base Compensation Schedule adopted by Galveston County for the period of October 1, 2021 through September 30, 2022. The only part of the existing Interlocal Agreement affected is the "Consideration" section.

**Recommendation:**

The Superintendent and Assistant Superintendent for Administration recommend approval of the Updated Interlocal Governmental Agreement for SLO Program between County of Galveston and Dickinson ISD.

**Action Item:**    \_\_\_√\_\_\_ Yes                   \_\_\_ \_\_\_ No

**Motion made by** \_\_\_\_\_ **seconded by** \_\_\_\_\_ **vote** \_\_\_\_\_

**AMENDMENT 1**

**TO INTERLOCAL GOVERNMENTAL AGREEMENT FOR ADMINISTRATIVE  
POSITION FOR SCHOOL LIAISON OFFICER PROGRAM FOR FY2022**

This agreement amends the now-existing Interlocal Governmental Agreement between the County of Galveston, Texas and the Clear Creek Independent School District (“CCISD”), Dickinson Independent School District (“DISD”) and Texas City Independent School District (“TCISD”) for an administrative position to CCISD, DISD and TCISD. The attached Base Compensation Schedule (Exhibit B Supplement) is adopted for the period of October 1, 2021 through September 30, 2022, pursuant to the “Consideration” section of the existing Interlocal Governmental Agreement for School Administrative Position.

County of Galveston by:

\_\_\_\_\_  
Mark Henry, County Judge

Date of Execution \_\_\_\_\_

Attest:

\_\_\_\_\_  
Dwight Sullivan, County Clerk

By \_\_\_\_\_  
Deputy Brandy Chapman

\_\_\_\_\_  
Henry Trochesset, Sheriff

Date of Execution \_\_\_\_\_

Dickinson ISD by:

\_\_\_\_\_  
David Swartz, President  
Dickinson ISD Board of Trustees

Date of Execution: \_\_\_\_\_

Attest:

\_\_\_\_\_  
Veanna Veasey, Board Secretary

\_\_\_\_\_  
Carla Voelkel, Superintendent

Date of Execution: \_\_\_\_\_

Exhibit B – Compensation Schedule

<b>Position</b>	<b>Grade/Step</b>	<b>FY 2022 Salary</b>
Administrative Assistant I	<b>109</b>	<b>\$37,423.46</b>

Hourly Rate for AA is calculated as follows:

(Hourly Rate) x (1.22695 [variable benefits]) + \$4.21 [fixed benefits] = Total Hourly Rate

The Districts shall split the responsibility for payment for the position in the following amounts:

CCISD – Fifty Percent (50%)

TCISD – Twenty-Five Percent (25%)

DISD – Twenty Five Percent (25%)

**AMENDMENT 2021 – 2024 TO INTERLOCAL GOVERNMENTAL AGREEMENT**  
**FOR SCHOOL LIAISON OFFICER PROGRAM**

This agreement amend the now-existing Interlocal Governmental Agreement between the County of Galveston, Texas and the Dickinson Independent School District (“DISD”), providing law enforcement services to DISD. The attached Base Compensation Schedule (Exhibit B Supplement) is adopted for the period of October 1, 2021 through September 30, 2022, pursuant to the “Consideration” section of the existing Interlocal Governmental Agreement for School Liaison Officer Program.

County of Galveston by:


\_\_\_\_\_  
Mark Henry, County Judge

Date of Execution \_\_\_\_\_

Attest:

\_\_\_\_\_  
Dwight Sullivan, County Clerk

By \_\_\_\_\_ Deputy  
Brandy Chapman

  
Henry Trochesset, Sheriff

Date of Execution 9/13/21

Dickinson ISD by:

\_\_\_\_\_

David Swartz, President

Dickinson ISD Board of Trustees

Date of Execution: \_\_\_\_\_

Attest:

\_\_\_\_\_

Veanna Veasey, Board Secretary

\_\_\_\_\_

Carla Voelkel, Superintendent

Date of Execution \_\_\_\_\_

**Exhibit B – Compensation Schedule**

Galveston County has adopted a Career Path program for law enforcement. Compensation for each Officer will be calculated according to his or her individual Career Path step and corresponding salary grade/step as follows:

<b>Position</b>	<b>Grade/Step</b>	<b>FY 2022 Salary</b>
Deputy I – School Liaison	<b>514</b>	<b>\$47,715.20</b>
Deputy II – School Liaison	<b>516</b>	<b>\$52,790.40</b>
Deputy III – School Liaison	<b>518</b>	<b>\$57,532.80</b>
Deputy IV – School Liaison	<b>519</b>	<b>\$58,159.96</b>
Deputy V – School Liaison	<b>520</b>	<b>\$63,260.68</b>
Sergeant I – School Liaison	<b>523</b>	<b>\$71,573.63</b>
Sergeant II – School Liaison	<b>524</b>	<b>\$75,197.06</b>
Lieutenant – School Liaison	<b>526</b>	<b>\$81,836.91</b>
Captain – School Liaison	<b>528</b>	<b>\$90,225.20</b>

Hourly Rate for each Officer is calculated by dividing each Officer’s individual salary by 2080.

Total Hourly Rate for each Officer is calculated as follows:

$$(\text{Hourly Rate}) \times (1.22695 \text{ [variable benefits]}) + \$4.21 \text{ [fixed benefits]} = \text{Total Hourly Rate}$$

Longevity \$10 per month per year of service

Current monthly certification pay rates are:

<b>Intermediate</b>	<b>Advanced</b>	<b>Master</b>
\$50.00	\$100.00	\$150.00

In addition, the following fees and charges will be billed per Officer per contract year, prorated monthly:

<b>Uniforms</b>	<b>Training</b>	<b>Cellular</b>	<b>Radio</b>
\$440.00	\$440.00	\$50.00	\$90.00*

Administrative Fee will not exceed 1% of the total monthly bill

Grandfathering: Notwithstanding the above, Hourly Rates for Officers assigned to DISD under the version of this contract that was in effect on August 14, 2021 will not be reduced as a result of the adoption of the Career Path under this version of the contract. Such Officers will continue to work at the same Hourly Rate they received on August 14, 2021 until such time as they qualify for a higher Hourly Rate under the Career Path.



**DICKINSON INDEPENDENT SCHOOL DISTRICT  
BOARD AGENDA DOCUMENT**

**Meeting Date:** October 4, 2021

**Item Title:** Approval of Agenda Items A-E

**Agenda Item:** Carla Voelkel

**Background Information:**

Agenda Items:

- A. Quarterly Investment Report
- B. EL Exceptions/ESL Waivers
- C. Investment Strategy for 2021-2022 Fiscal Year
- D. Investment Policy-Board Policy CDA(LOCAL)
- E. Consent Agenda Items

**Recommendation:**

The Superintendent recommends approval of Agenda Items A-E.

**Action Item:**     Yes                       No

**Motion made by** \_\_\_\_\_ **seconded by** \_\_\_\_\_ **vote** \_\_\_\_\_

**DICKINSON INDEPENDENT SCHOOL DISTRICT**  
**BOARD AGENDA DOCUMENT**

**Meeting Date:** October 4, 2021  
**Item Title:** Quarterly Investment Report  
**Agenda Item:** Ryan Boone / Kelly Logsdon  
**Background Information:**

Attached is the quarterly investment report for June 1, 2021 through August 31, 2021 and comparison data for prior years.

**Recommendation:**

The Superintendent, Deputy Superintendent for Business and Operations and the Executive Director of Business Operations recommend approval of the quarterly investment report for June 1, 2021 through August 31, 2021.

**Action Item:**  Yes  No

**DICKINSON INDEPENDENT SCHOOL DISTRICT**  
Quarterly Investment Report  
June 1, 2021 - August 31, 2021

This report has been prepared according to the requirements of Texas Government Code Chapter 2256 and I hereby certify that all investment activities are in compliance with local and state investment policy.



---

Ryan Boone  
Deputy Superintendent for Business & Operations



---

Kelly Logsdon  
Executive Director of Business Services



---

Leslie Hudson  
Executive Director of Payroll



---

Laura Lambert  
Senior Accountant

Dickinson Independent School District  
Investments by Government Pools  
OPERATING FUND

Monthly Cash Balance By Government Pool												
Pool	September	October	November	December	January	February	March	April	May	June	July	August
Logic	4,310,269	4,310,961	4,311,525	4,312,075	4,312,547	4,312,880	4,313,234	4,313,535	4,313,813	4,314,021	4,314,211	4,314,353
Texas Class	9,304,127	12,305,481	10,306,609	6,307,461	21,309,252	26,311,334	17,313,234	11,314,206	8,314,885	3,315,091	315,198	224,882
Gulf Coast CU	5,057,295	5,085,634	5,092,049	5,092,049	5,107,647	5,107,647	5,115,580	5,123,078	5,123,078	5,123,078	5,134,446	5,134,446
TexStar	300,359	300,388	300,412	300,429	300,444	300,451	300,457	300,460	300,462	300,465	300,467	300,470
Texas TERM	29,942,985	27,520,540	27,577,573	24,579,086	24,579,246	25,436,877	25,437,249	25,584,155	25,587,088	25,587,103	25,594,686	25,594,686
Texas FIT	4,824,748	7,326,346	7,327,829	10,330,004	10,331,781	10,333,074	10,476,740	10,335,500	10,336,536	10,337,409	10,338,200	10,338,985
<b>Total</b>	<b>53,739,783</b>	<b>56,849,350</b>	<b>54,915,997</b>	<b>50,921,104</b>	<b>65,940,917</b>	<b>71,802,263</b>	<b>62,956,494</b>	<b>56,970,934</b>	<b>53,975,862</b>	<b>48,977,167</b>	<b>45,997,208</b>	<b>45,907,822</b>

93

Monthly Interest Earned by Government Pool													
Years	September	October	November	December	January	February	March	April	May	June	July	August	Total
Logic	909	692	564	551	472	333	353	302	277	209	190	143	<b>4,995</b>
Texas Class	443	1,354	1,129	851	1,792	2,082	1,900	972	7,424	206	107	10	<b>18,270</b>
Gulf Coast CU	0	28,339	6,415	0	15,598	0	7,933	7,498	0	0	11,368	0	<b>77,151</b>
TexStar	33	29	23	17	15	8	6	3	3	2	2	3	<b>144</b>
Texas TERM	68,907	77,584	57,033	1,513	159	11	372	4,526	2,933	15	7,583	0	<b>220,636</b>
Texas FIT	1,371	1,598	1,483	2,175	1,777	1,293	1,286	1,141	1,025	883	791	785	<b>15,608</b>
<b>Total</b>	<b>71,663</b>	<b>109,596</b>	<b>66,647</b>	<b>5,107</b>	<b>19,813</b>	<b>3,727</b>	<b>11,850</b>	<b>14,442</b>	<b>11,662</b>	<b>1,315</b>	<b>20,041</b>	<b>941</b>	<b>336,804</b>

Dickinson Independent School District  
 Ten Year Balance History  
 OPERATING FUND

<b>Cash Balance</b>												
<b>Years</b>	<b>September</b>	<b>October</b>	<b>November</b>	<b>December</b>	<b>January</b>	<b>February</b>	<b>March</b>	<b>April</b>	<b>May</b>	<b>June</b>	<b>July</b>	<b>August</b>
2011-12	21,260,566	23,763,023	20,557,304	18,560,427	25,564,248	31,272,095	29,278,063	26,683,655	26,479,508	24,434,700	24,039,575	21,659,887
2012-13	25,864,161	28,868,943	27,673,355	27,678,148	33,683,023	37,687,846	36,193,219	32,197,759	29,201,941	29,705,578	26,858,882	26,861,212
2013-14	29,563,276	32,565,669	31,668,204	32,170,838	38,173,758	43,676,761	40,680,125	36,683,125	33,685,944	32,688,517	32,191,099	31,839,871
2014-15	35,424,432	35,916,810	32,168,575	30,170,343	37,172,376	43,174,634	43,180,250	37,192,580	34,194,538	29,915,239	29,801,034	33,206,830
2015-16	37,207,179	40,219,426	38,237,442	44,247,411	47,234,787	51,247,183	47,256,444	44,266,883	41,282,996	38,295,541	38,312,411	39,347,700
2016-17	45,375,666	43,431,962	49,417,925	50,435,468	52,461,542	60,498,394	53,529,331	50,551,891	46,633,422	43,664,587	42,738,360	43,780,279
2017-18	48,798,756	48,844,463	49,870,305	54,895,049	60,931,901	61,045,981	61,097,442	58,211,038	52,278,091	47,337,052	47,699,614	47,798,402
2018-19	48,850,615	51,322,653	49,424,925	49,577,250	58,615,471	66,723,974	61,851,069	55,958,121	54,093,282	54,191,449	51,801,768	53,705,255
2019-20	60,888,636	60,012,550	53,703,105	59,432,691	69,487,534	75,855,044	69,727,150	63,806,409	56,704,668	53,727,163	49,747,402	47,867,920
2020-21	53,739,783	56,849,350	54,915,997	50,921,104	65,940,917	71,802,263	62,956,494	56,970,934	53,975,862	48,977,167	45,997,208	45,907,822

94

<b>Interest Earned</b>													
<b>Years</b>	<b>September</b>	<b>October</b>	<b>November</b>	<b>December</b>	<b>January</b>	<b>February</b>	<b>March</b>	<b>April</b>	<b>May</b>	<b>June</b>	<b>July</b>	<b>August</b>	<b>Total</b>
2011-12	1,978	2,457	2,530	3,123	3,821	5,354	6,011	5,592	5,853	5,192	4,873	4,441	<b>51,226</b>
2012-13	4,276	4,732	4,464	4,789	4,875	4,824	5,372	4,541	4,181	3,637	3,304	2,330	<b>51,326</b>
2013-14	2,064	2,393	2,536	2,634	2,920	3,004	3,658	3,001	2,819	3,405	3,541	3,723	<b>35,698</b>
2014-15	2,398	2,379	1,763	1,771	2,032	2,259	5,616	2,329	1,928	1,473	5,052	5,793	<b>34,793</b>
2015-16	2,576	15,223	19,877	9,967	8,922	10,937	12,261	10,438	16,112	8,314	7,959	8,649	<b>131,235</b>
2016-17	27,873	56,292	22,719	17,517	26,072	36,854	32,414	22,559	81,532	31,166	75,553	43,414	<b>473,965</b>
2017-18	18,701	45,705	25,842	24,744	36,852	114,080	51,464	113,593	67,056	58,960	36,309	98,546	<b>691,852</b>
2018-19	52,213	51,496	102,270	152,248	38,219	108,503	127,096	107,053	135,158	98,168	110,320	103,487	<b>1,186,231</b>
2019-20	183,412	123,914	190,554	229,582	64,449	148,273	81,744	79,261	48,258	22,394	20,339	120,719	<b>1,312,899</b>
2020-21	71,663	109,596	66,647	5,107	19,813	3,727	11,850	14,442	11,662	1,315	20,041	941	<b>336,804</b>

Dickinson Independent School District  
Investments by Government Pools  
INTEREST AND SINKING FUND

Monthly Cash Balance By Government Pool												
Pool	September	October	November	December	January	February	March	April	May	June	July	August
Texas Class	384,219	384,727	1,381,378	3,381,558	12,192,907	6,590,996	6,595,230	8,595,707	8,596,280	8,596,711	1,497,638	1,497,703
TexPool	0	0	0	0	0	0	0	0	0	0	0	0
Texas TERM	10,436,699	10,521,772	10,521,779	10,521,786	10,523,652	10,525,744	10,525,748	10,525,752	10,525,755	10,529,746	10,529,833	10,529,843
<b>Total</b>	<b>10,820,918</b>	<b>10,906,499</b>	<b>11,903,157</b>	<b>13,903,344</b>	<b>22,716,559</b>	<b>17,116,740</b>	<b>17,120,978</b>	<b>19,121,459</b>	<b>19,122,035</b>	<b>19,126,457</b>	<b>12,027,471</b>	<b>12,027,546</b>

Monthly Interest Earned by Government Pool													
Years	September	October	November	December	January	February	March	April	May	June	July	August	Total
Texas Class	79	58	101	180	1,044	432	2,064	2,542	3,114	432	232	64	<b>10,342</b>
TexPool	0	0	0	0	0	0	0	0	0	0	0	0	<b>0</b>
Texas TERM	0	85,073	7	6	1,866	2,093	4	4	3	3,990	88	10	<b>93,144</b>
<b>Total</b>	<b>79</b>	<b>85,131</b>	<b>108</b>	<b>186</b>	<b>2,910</b>	<b>2,525</b>	<b>2,068</b>	<b>2,546</b>	<b>3,117</b>	<b>4,422</b>	<b>320</b>	<b>74</b>	

Dickinson Independent School District  
Investments by Pools  
DEBT SERVICE FUND

<b>Cash Balance</b>												
<b>Years</b>	<b>September</b>	<b>October</b>	<b>November</b>	<b>December</b>	<b>January</b>	<b>February</b>	<b>March</b>	<b>April</b>	<b>May</b>	<b>June</b>	<b>July</b>	<b>August</b>
2011-12	6,493,350	6,494,081	5,703,039	6,654,059	12,585,610	8,006,561	10,508,666	9,713,205	10,215,388	10,467,570	10,824,458	6,068,685
2012-13	6,069,801	6,070,878	8,671,895	10,163,541	15,299,540	9,093,569	9,052,351	9,753,569	9,754,852	9,713,542	9,998,660	5,546,181
2013-14	5,546,578	5,546,999	5,547,417	8,231,648	14,721,878	8,945,248	8,945,946	8,946,623	8,947,311	8,947,994	4,161,747	6,012,893
2014-15	6,013,341	6,013,801	6,614,265	7,764,977	4,347,401	9,797,771	9,798,759	9,799,823	9,800,935	11,401,139	6,076,125	6,271,565
2015-16	6,271,747	6,272,836	6,274,064	6,275,586	13,585,808	10,494,059	13,499,830	13,506,038	13,512,728	13,118,516	7,791,542	451,144
2016-17	8,800,969	8,232,509	8,395,035	14,153,316	21,118,977	15,030,408	16,043,182	16,056,998	16,071,682	16,038,748	9,902,306	10,504,567
2017-18	10,515,229	10,526,471	11,037,856	15,195,447	21,122,320	17,410,151	17,428,591	17,448,473	17,476,685	18,905,724	18,052,557	12,031,994
2018-19	12,053,324	12,650,208	13,661,610	15,676,395	25,517,327	15,284,969	16,313,373	16,341,893	16,370,722	16,380,746	16,545,345	10,814,880
2019-20	10,815,814	10,816,728	10,645,783	11,662,217	23,598,646	14,291,236	15,297,072	19,059,354	16,605,453	17,008,551	10,793,267	10,820,839
2020-21	10,820,918	10,906,499	11,903,157	13,903,344	22,716,559	17,116,740	17,120,978	19,121,459	19,122,035	19,126,457	12,027,471	12,027,546

96

<b>Interest Earned</b>													
<b>Years</b>	<b>September</b>	<b>October</b>	<b>November</b>	<b>December</b>	<b>January</b>	<b>February</b>	<b>March</b>	<b>April</b>	<b>May</b>	<b>June</b>	<b>July</b>	<b>August</b>	<b>Total</b>
2011-12	711	731	708	1,021	1,775	1,380	2,105	2,089	2,183	2,182	2,112	1,406	<b>18,403</b>
2012-13	1,116	1,077	1,016	1,646	2,011	1,208	1,298	1,218	1,284	1,205	1,129	533	<b>14,742</b>
2013-14	398	421	417	614	944	774	698	677	696	675	598	427	<b>7,339</b>
2014-15	447	459	465	572	480	561	989	1,063	1,112	1,304	1,139	890	<b>9,481</b>
2015-16	961	1,094	1,193	1,522	3,007	5,585	5,771	6,208	6,691	6,887	5,953	143	<b>45,015</b>
2016-17	4,940	5,987	5,589	8,281	13,448	10,354	12,774	13,816	14,684	14,851	15,798	10,233	<b>130,755</b>
2017-18	10,662	11,242	11,385	10,907	16,568	10,071	18,440	19,881	28,212	29,039	30,156	22,075	<b>218,638</b>
2018-19	21,330	9,629	11,402	14,784	30,627	85,283	28,403	28,520	28,828	10,023	15,648	135,150	<b>419,627</b>
2019-20	933	914	69,262	16,433	26,124	5,396	5,836	7,803	3,920	3,097	1,754	27,574	<b>169,046</b>
2020-21	79	85,131	108	186	2,910	2,525	2,068	2,546	3,117	4,422	320	74	<b>103,486</b>

Dickinson Independent School District  
Investments by Government Pools  
**WORKER'S COMPENSATION FUND**

<b>Monthly Cash Balance By Government Pool</b>												
<b>Pool</b>	<b>September</b>	<b>October</b>	<b>November</b>	<b>December</b>	<b>January</b>	<b>February</b>	<b>March</b>	<b>April</b>	<b>May</b>	<b>June</b>	<b>July</b>	<b>August</b>
Texas Class	0	0	0	0	0	0	0	0	0	0	0	0
TexPool	302,062	302,096	302,127	302,150	302,171	302,181	302,186	302,189	302,191	302,195	302,199	302,205
Texas TERM	2,045,277	2,045,277	2,045,277	2,050,578	2,050,578	2,050,578	2,050,578	2,050,578	2,050,578	2,052,286	2,052,287	2,052,288
<b>Total</b>	<b>2,347,339</b>	<b>2,347,373</b>	<b>2,347,404</b>	<b>2,352,728</b>	<b>2,352,749</b>	<b>2,352,759</b>	<b>2,352,764</b>	<b>2,352,767</b>	<b>2,352,769</b>	<b>2,354,481</b>	<b>2,354,486</b>	<b>2,354,493</b>

<b>Monthly Interest Earned by Government Pool</b>													
<b>Years</b>	<b>September</b>	<b>October</b>	<b>November</b>	<b>December</b>	<b>January</b>	<b>February</b>	<b>March</b>	<b>April</b>	<b>May</b>	<b>June</b>	<b>July</b>	<b>August</b>	<b>Total</b>
Texas Class	0	0	0	0	0	0	0	0	0	0	0	0	0
TexPool	37	34	31	23	21	10	5	3	2	3	5	6	180
Texas TERM	0	0	0	5,301	0	0	0	0	0	1,708	1	1	7,011
<b>Total</b>	<b>37</b>	<b>34</b>	<b>31</b>	<b>5,324</b>	<b>21</b>	<b>10</b>	<b>5</b>	<b>3</b>	<b>2</b>	<b>1,711</b>	<b>6</b>	<b>7</b>	

Dickinson Independent School District  
Investments by Pools  
WORKER'S COMPENSATION FUND

<b>Cash Balance</b>												
<b>Years</b>	<b>September</b>	<b>October</b>	<b>November</b>	<b>December</b>	<b>January</b>	<b>February</b>	<b>March</b>	<b>April</b>	<b>May</b>	<b>June</b>	<b>July</b>	<b>August</b>
2011-12	41,021	41,024	41,028	41,030	41,034	41,037	41,041	41,044	41,049	41,053	41,058	400,202
2012-13	225,240	225,272	200,301	200,326	200,343	200,358	200,375	200,392	200,404	200,414	200,423	200,430
2013-14	200,437	200,445	200,453	200,459	200,464	200,468	200,473	200,479	200,483	200,487	200,493	200,499
2014-15	200,504	200,508	200,514	1,200,549	1,200,596	1,200,637	1,200,686	1,200,738	1,200,794	1,200,851	1,200,915	1,200,988
2015-16	1,200,991	1,201,078	1,201,280	1,201,470	1,201,743	1,202,030	1,202,364	1,952,614	1,952,817	1,953,027	1,953,247	1,953,470
2016-17	1,953,690	1,953,919	1,954,149	1,962,782	1,963,168	1,963,497	1,863,886	1,864,276	1,864,710	1,765,147	1,765,612	1,766,092
2017-18	1,705,608	1,706,052	1,606,422	1,606,830	1,557,269	1,557,640	1,558,099	1,558,589	1,559,114	1,572,723	1,573,193	1,573,672
2018-19	1,574,154	1,574,689	1,581,377	1,581,963	1,582,576	1,583,132	1,595,294	1,595,925	1,596,565	1,597,188	1,597,831	1,612,105
2019-20	2,312,870	2,316,310	2,316,726	2,330,027	2,330,434	2,339,937	2,341,045	2,341,158	2,341,227	2,347,204	2,347,257	2,347,303
2020-21	2,347,339	2,347,373	2,347,404	2,352,728	2,352,749	2,352,759	2,352,764	2,352,767	2,352,769	2,354,481	2,354,486	2,354,493

98

<b>Interest Earned</b>													
<b>Years</b>	<b>September</b>	<b>October</b>	<b>November</b>	<b>December</b>	<b>January</b>	<b>February</b>	<b>March</b>	<b>April</b>	<b>May</b>	<b>June</b>	<b>July</b>	<b>August</b>	<b>Total</b>
2011-12	3	3	4	3	3	3	4	4	4	5	5	16	<b>57</b>
2012-13	38	32	29	26	17	14	18	17	12	9	9	7	<b>229</b>
2013-14	6	8	7	6	5	4	5	6	4	5	5	6	<b>67</b>
2014-15	5	4	5	36	47	41	49	52	56	57	64	73	<b>489</b>
2015-16	84	99	109	190	273	287	334	250	203	210	220	223	<b>2,481</b>
2016-17	220	229	231	8,632	387	328	389	390	434	437	466	480	<b>12,623</b>
2017-18	9,516	444	370	408	439	371	460	490	525	13,610	470	479	<b>27,582</b>
2018-19	482	536	6,689	585	613	556	12,162	631	640	620	643	14,273	<b>38,430</b>
2019-20	765	3,439	415	13,301	408	9,502	1,108	114	69	5,977	53	45	<b>35,196</b>
2020-21	37	34	31	5,324	21	10	5	3	2	1,711	6	7	<b>7,191</b>

Dickinson Independent School District  
Investments by Government Pools  
ACTIVITY FUND

Monthly Cash Balance By Government Pool												
Pool	September	October	November	December	January	February	March	April	May	June	July	August
Texas Class	0	0	0	0	0	0	0	0	0	0	0	0
TexPool	90,923	90,933	90,942	90,950	90,956	90,959	90,960	90,961	90,962	90,963	90,965	90,967
<b>Total</b>	<b>90,923</b>	<b>90,933</b>	<b>90,942</b>	<b>90,950</b>	<b>90,956</b>	<b>90,959</b>	<b>90,960</b>	<b>90,961</b>	<b>90,962</b>	<b>90,963</b>	<b>90,965</b>	<b>90,967</b>

Monthly Interest Earned by Government Pool													
Years	September	October	November	December	January	February	March	April	May	June	July	August	Total
Texas Class	0	0	0	0	0	0	0	0	0	0	0	0	0
TexPool	11	10	9	8	6	3	1	1	1	1	2	2	55
<b>Total</b>	<b>11</b>	<b>10</b>	<b>9</b>	<b>8</b>	<b>6</b>	<b>3</b>	<b>1</b>	<b>1</b>	<b>1</b>	<b>1</b>	<b>2</b>	<b>2</b>	

Dickinson Independent School District  
Investments by Pools  
ACTIVITY FUND

<b>Cash Balance</b>												
<b>Years</b>	<b>September</b>	<b>October</b>	<b>November</b>	<b>December</b>	<b>January</b>	<b>February</b>	<b>March</b>	<b>April</b>	<b>May</b>	<b>June</b>	<b>July</b>	<b>August</b>
2011-12	95,595	95,602	95,611	95,617	95,624	95,631	95,641	95,649	95,659	95,670	85,681	85,690
2012-13	85,702	85,714	85,725	85,736	85,743	85,749	85,756	85,764	85,769	85,773	85,777	85,780
2013-14	85,783	85,786	85,790	65,792	85,794	85,796	85,798	85,801	85,803	85,804	85,807	85,809
2014-15	85,812	85,814	85,816	85,819	85,822	85,825	85,828	85,832	85,836	85,840	85,845	85,845
2015-16	85,850	85,857	85,871	85,884	85,904	85,925	85,948	85,972	85,997	86,023	86,050	86,077
2016-17	86,104	86,132	86,160	86,194	86,233	86,270	86,316	86,366	86,423	86,485	86,556	86,630
2017-18	86,702	86,778	86,853	86,940	87,036	87,125	87,238	87,357	87,485	87,615	87,756	87,899
2018-19	88,043	88,203	88,363	88,535	88,714	88,877	89,060	89,238	89,418	89,595	89,777	89,942
2019-20	90,102	90,248	90,373	90,497	90,620	90,734	90,812	90,846	90,866	90,882	90,899	90,912
2020-21	90,923	90,933	90,942	90,950	90,956	90,959	90,960	90,961	90,962	90,963	90,965	90,967

100

<b>Interest Earned</b>													
<b>Years</b>	<b>September</b>	<b>October</b>	<b>November</b>	<b>December</b>	<b>January</b>	<b>February</b>	<b>March</b>	<b>April</b>	<b>May</b>	<b>June</b>	<b>July</b>	<b>August</b>	<b>Total</b>
2011-12	7	7	8	7	7	7	9	9	10	11	10	10	<b>102</b>
2012-13	11	12	11	11	7	6	8	7	5	4	4	3	<b>89</b>
2013-14	3	4	3	3	2	2	2	3	2	2	2	3	<b>31</b>
2014-15	2	2	2	3	3	3	4	4	4	4	5	5	<b>41</b>
2015-16	6	7	8	14	20	21	24	24	25	26	27	27	<b>229</b>
2016-17	27	28	28	33	39	37	46	50	56	63	71	73	<b>551</b>
2017-18	72	76	75	87	96	90	112	119	127	130	141	143	<b>1,268</b>
2018-19	144	160	160	172	180	163	182	178	180	175	182	166	<b>2,042</b>
2019-20	160	146	124	125	122	115	77	34	21	16	16	14	<b>970</b>
2020-21	11	10	9	8	6	3	1	1	1	1	2	2	<b>55</b>

Dickinson Independent School District  
Investments by Government Pools  
FOOD NUTRITION SERVICES FUND

<b>Monthly Cash Balance By Government Pool</b>												
<b>Pool</b>	<b>September</b>	<b>October</b>	<b>November</b>	<b>December</b>	<b>January</b>	<b>February</b>	<b>March</b>	<b>April</b>	<b>May</b>	<b>June</b>	<b>July</b>	<b>August</b>
Texas Class	555,661	205,712	105,732	105,744	105,756	605,794	605,848	605,890	605,930	605,960	605,992	606,018
TexPool	0	0	0	0	0	0	0	0	0	0	0	0
<b>Total</b>	<b>555,661</b>	<b>205,712</b>	<b>105,732</b>	<b>105,744</b>	<b>105,756</b>	<b>605,794</b>	<b>605,848</b>	<b>605,890</b>	<b>605,930</b>	<b>605,960</b>	<b>605,992</b>	<b>606,018</b>

<b>Monthly Interest Earned by Government Pool</b>													
<b>Years</b>	<b>September</b>	<b>October</b>	<b>November</b>	<b>December</b>	<b>January</b>	<b>February</b>	<b>March</b>	<b>April</b>	<b>May</b>	<b>June</b>	<b>July</b>	<b>August</b>	<b>Total</b>
Texas Class	137	51	20	13	12	38	103	145	186	216	32	26	<b>979</b>
TexPool	0	0	0	0	0	0	0	0	0	0	0	0	<b>0</b>
<b>Total</b>	<b>137</b>	<b>51</b>	<b>20</b>	<b>13</b>	<b>12</b>	<b>38</b>	<b>103</b>	<b>145</b>	<b>186</b>	<b>216</b>	<b>32</b>	<b>26</b>	

Dickinson Independent School District  
Investments by Pools  
FOOD NUTRITION SERVICES FUND

<b>Cash Balance</b>												
<b>Years</b>	<b>September</b>	<b>October</b>	<b>November</b>	<b>December</b>	<b>January</b>	<b>February</b>	<b>March</b>	<b>April</b>	<b>May</b>	<b>June</b>	<b>July</b>	<b>August</b>
2011-12	788,120	788,191	788,271	1,288,430	1,288,611	1,288,806	1,289,023	1,289,238	2,224,516	2,224,948	2,225,364	2,070,758
2012-13	1,841,100	1,661,395	1,661,644	1,661,913	1,662,139	1,662,327	1,662,544	1,662,744	1,662,935	1,663,111	2,163,318	2,163,483
2013-14	2,083,626	1,973,767	1,973,903	2,124,052	2,124,197	2,124,338	2,673,503	2,602,685	2,392,863	2,547,028	2,693,246	1,328,435
2014-15	746,337	771,382	551,429	551,474	951,551	951,628	1,251,753	1,386,905	1,187,050	1,187,191	1,187,349	1,137,323
2015-16	1,137,705	1,142,884	1,043,098	3,843,851	3,845,221	845,547	1,346,003	1,196,575	1,197,176	325,776	325,952	326,145
2016-17	276,331	401,525	51,631	51,669	451,840	227,086	330,426	527,854	528,340	928,970	929,901	805,797
2017-18	496,433	396,891	747,489	748,379	749,366	750,297	751,412	1,278,277	1,080,225	1,082,143	1,084,194	1,036,252
2018-19	963,099	965,016	966,941	969,000	971,162	973,126	975,286	1,577,952	1,381,060	1,383,906	1,386,745	1,389,434
2019-20	1,041,607	1,043,455	1,045,118	1,247,057	1,249,021	1,250,775	1,252,330	1,253,459	1,254,263	1,254,590	1,055,276	855,525
2020-21	555,661	205,712	105,732	105,744	105,756	605,794	605,848	605,890	605,930	605,960	605,992	606,018

102

<b>Interest Earned</b>													
<b>Years</b>	<b>September</b>	<b>October</b>	<b>November</b>	<b>December</b>	<b>January</b>	<b>February</b>	<b>March</b>	<b>April</b>	<b>May</b>	<b>June</b>	<b>July</b>	<b>August</b>	<b>Total</b>
2011-12	72	71	80	158	181	195	217	215	278	432	415	394	<b>2,708</b>
2012-13	343	295	248	270	226	188	216	201	191	176	207	166	<b>2,726</b>
2013-14	143	141	136	149	145	141	165	183	177	173	210	133	<b>1,896</b>
2014-15	66	45	47	45	78	77	125	152	145	141	158	175	<b>1,254</b>
2015-16	182	180	213	753	1,370	325	457	571	601	483	177	193	<b>5,504</b>
2016-17	186	193	106	39	171	246	281	487	487	629	931	896	<b>4,652</b>
2017-18	635	458	598	891	987	930	1,115	1,865	1,948	1,917	2,051	2,058	<b>15,453</b>
2018-19	1,847	1,918	1,925	10,885	2,162	1,964	2,161	8,952	3,108	2,846	2,839	2,689	<b>43,296</b>
2019-20	2,172	1,848	1,663	1,939	1,964	1,754	5,273	1,129	804	607	406	248	<b>19,807</b>
2020-21	137	51	20	13	12	38	103	145	186	216	32	26	<b>979</b>

Dickinson Independent School District  
Investments by Government Pools  
BOND FUND – 2021

Monthly Cash Balance By Government Pool												
Pool	September	October	November	December	January	February	March	April	May	June	July	August
Texas Fit	0	0	0	0	0	0	93,693,004	93,326,786	93,127,831	92,727,567	91,768,236	90,888,288
Texas TERM	0	0	0	0	0	0	0	0	0	0	0	0
<b>Total</b>	<b>0</b>	<b>0</b>	<b>0</b>	<b>0</b>	<b>0</b>	<b>0</b>	<b>93,693,004</b>	<b>93,326,786</b>	<b>93,127,831</b>	<b>92,727,567</b>	<b>91,768,236</b>	<b>90,888,288</b>

Monthly Interest Earned by Government Pool													
Years	September	October	November	December	January	February	March	April	May	June	July	August	Total
Texas Fit	0	0	0	0	0	0	7,604	10,182	9,245	7,936	7,069	6,933	<b>48,969</b>
Texas TERM	0	0	0	0	0	0	0	0	0	0	0	0	<b>0</b>
<b>Total</b>	<b>0</b>	<b>0</b>	<b>0</b>	<b>0</b>	<b>0</b>	<b>0</b>	<b>7,604</b>	<b>10,182</b>	<b>9,245</b>	<b>7,936</b>	<b>7,069</b>	<b>6,933</b>	

Dickinson Independent School District  
Investments by Pools  
BOND FUND – 2021

<b>Cash Balance</b>												
<b>Years</b>	<b>September</b>	<b>October</b>	<b>November</b>	<b>December</b>	<b>January</b>	<b>February</b>	<b>March</b>	<b>April</b>	<b>May</b>	<b>June</b>	<b>July</b>	<b>August</b>
2019-20	0	0	0	0	0	0	0	0	0	0	0	0
2020-21	0	0	0	0	0	0	93,693,004	93,326,786	93,127,831	92,727,567	91,768,236	90,888,288

<b>Interest Earned</b>													
<b>Years</b>	<b>September</b>	<b>October</b>	<b>November</b>	<b>December</b>	<b>January</b>	<b>February</b>	<b>March</b>	<b>April</b>	<b>May</b>	<b>June</b>	<b>July</b>	<b>August</b>	<b>Total</b>
2019-20	0	0	0	0	0	0	0	0	0	0	0	0	104 0
2019-20	0	0	0	0	0	0	7,604	10,182	9,245	7,936	7,069	6,933	<b>48,969</b>

\* March 11, 2021 received \$94,200,000 from bond sale

Dickinson Independent School District  
Investments by Government Pools  
BOND FUND – 2016

Monthly Cash Balance By Government Pool												
Pool	September	October	November	December	January	February	March	April	May	June	July	August
Texas TERM	826,547	801,627	726,689	676,192	603,278	603,301	561,786	561,809	561,829	559,726	426,628	210,948
<b>Total</b>	<b>826,547</b>	<b>801,627</b>	<b>726,689</b>	<b>676,192</b>	<b>603,278</b>	<b>603,301</b>	<b>561,786</b>	<b>561,809</b>	<b>561,829</b>	<b>559,726</b>	<b>426,628</b>	<b>210,948</b>

Monthly Interest Earned by Government Pool													
Years	September	October	November	December	January	February	March	April	May	June	July	August	Total
Texas TERM	96	80	62	53	39	24	24	23	20	14	8	6	105 449
<b>Total</b>	<b>96</b>	<b>80</b>	<b>62</b>	<b>53</b>	<b>39</b>	<b>24</b>	<b>24</b>	<b>23</b>	<b>20</b>	<b>14</b>	<b>8</b>	<b>6</b>	

Dickinson Independent School District  
Investments by Pools  
BOND FUND – 2016

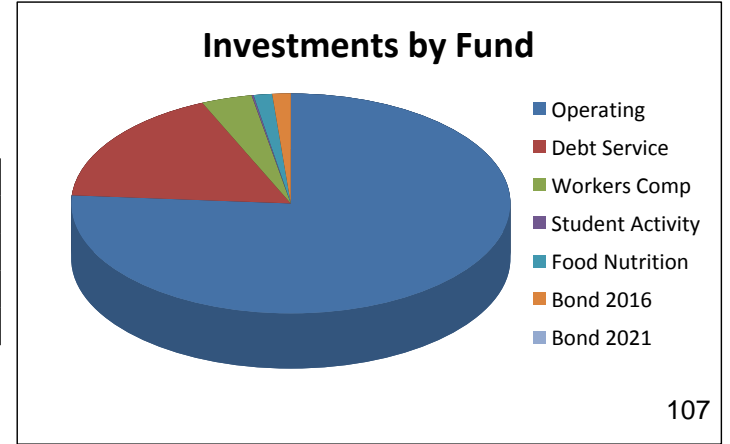
<b>Cash Balance</b>												
<b>Years</b>	<b>September</b>	<b>October</b>	<b>November</b>	<b>December</b>	<b>January</b>	<b>February</b>	<b>March</b>	<b>April</b>	<b>May</b>	<b>June</b>	<b>July</b>	<b>August</b>
2016-17	0	0	67,522,578	67,522,587	67,512,595	67,509,245	67,484,525	67,434,818	67,493,088	65,051,672	65,313,933	62,504,160
2017-18	58,917,863	54,550,766	54,437,999	48,013,391	44,261,894	41,238,430	41,248,139	35,082,261	29,429,471	26,309,518	25,287,776	22,465,123
2018-19	20,129,546	19,249,604	18,168,049	16,809,290	16,833,815	14,357,862	13,293,024	12,161,835	10,190,311	6,457,747	5,556,842	4,494,856
2019-20	4,494,856	4,145,211	4,133,433	4,078,568	3,363,119	3,359,014	3,019,438	2,684,254	2,693,009	1,450,129	1,042,072	851,451
2020-21	826,547	801,627	726,689	676,192	603,278	603,301	561,786	561,809	561,829	559,726	426,628	210,948

<b>Interest Earned</b>													
<b>Years</b>	<b>September</b>	<b>October</b>	<b>November</b>	<b>December</b>	<b>January</b>	<b>February</b>	<b>March</b>	<b>April</b>	<b>May</b>	<b>June</b>	<b>July</b>	<b>August</b>	<b>Total</b>
2016-17	0	0	0	9	8	6,650	280	293	63,749	1,122	387,260	8,602	<b>467,973</b>
2017-18	4,938	21,660	2,234	71,006	45,568	33,026	38,104	288,040	29,982	21,194	38,941	34,892	<b>629,585</b>
2018-19	37,800	43,049	71,335	58,322	58,990	30,539	31,859	26,476	58,421	14,675	29,095	8,400	<b>468,961</b>
2019-20	4,137	11,881	3,223	134	14,646	5,894	1,316	641	8,754	288	190	119	<b>51,223</b>
2020-21	96	80	62	53	39	24	24	23	20	14	8	6	<b>449</b>

\* November 1, 2016 received \$70,000,000 from bond sale

Dickinson Independent School District  
Investments by Fund/Cash Balance by Government Pools

Fiscal Year Investments By Fund for 5 Years							
Year	Operating	Debt Service	Workers Comp	Student Activity	Food Nutrition	Bond 2016	Bond 2021
2015-2016	\$39,347,700	\$451,144	\$1,953,470	\$86,077	\$326,145	\$0	\$0
2016-2017	\$43,780,279	\$10,504,567	\$1,766,092	\$86,630	\$805,797	\$62,504,160	\$0
2017-2018	\$47,798,402	\$12,031,994	\$1,573,672	\$87,899	\$1,036,252	\$22,465,123	\$0
2018-2019	\$53,705,255	\$10,814,880	\$1,612,105	\$89,942	\$1,389,434	\$4,494,856	\$0
2019-2020	\$47,867,920	\$10,820,839	\$2,347,303	\$90,912	\$855,525	\$851,451	\$0

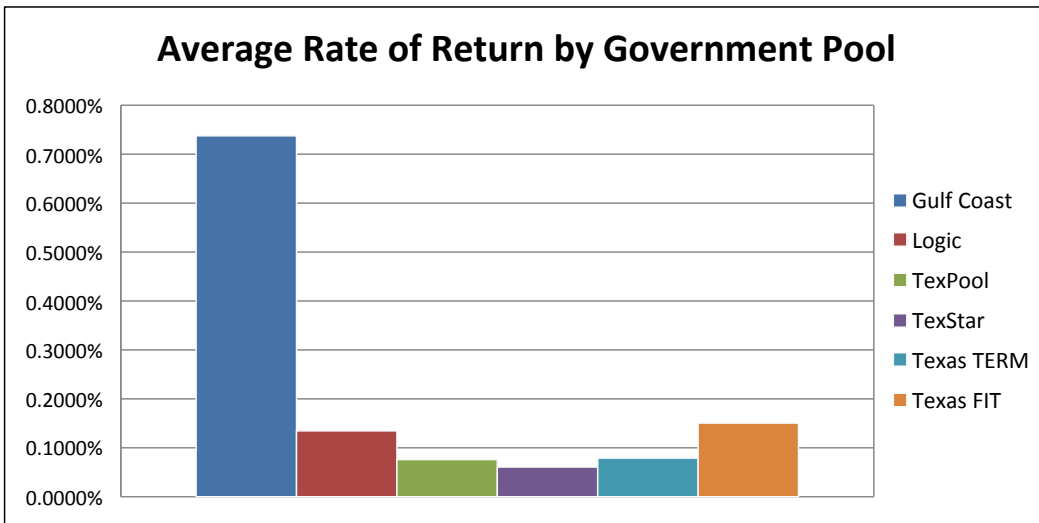


Monthly Cash Balance by Government Pool												
Pool	September	October	November	December	January	February	March	April	May	June	July	August
Logic	4,310,269	4,310,961	4,311,525	4,312,075	4,312,547	4,312,880	4,313,234	4,313,535	4,313,813	4,314,021	4,314,211	4,314,353
Texas Class	10,244,007	12,895,920	11,793,719	9,794,763	33,607,915	33,508,124	24,514,312	20,515,803	17,517,095	12,517,762	2,418,828	2,328,603
TexPool	15,886,979	16,000,435	16,006,897	16,006,935	16,024,426	16,026,531	16,034,474	16,041,980	16,041,986	16,045,982	16,057,443	16,057,461
TexStar	300,359	300,388	300,412	300,429	300,444	300,451	300,457	300,460	300,462	300,465	300,467	300,470
Texas TERM	43,251,508	40,889,216	40,871,318	37,827,642	37,756,754	38,616,500	38,575,361	38,722,294	38,725,250	38,728,861	38,603,434	38,387,765
Texas FIT	4,824,748	7,326,346	7,327,829	10,330,004	10,331,781	10,333,074	10,476,740	10,335,500	10,336,536	10,337,409	10,338,200	10,338,985
<b>Total</b>	<b>73,993,122</b>	<b>74,396,920</b>	<b>73,283,871</b>	<b>68,241,844</b>	<b>92,002,086</b>	<b>92,764,486</b>	<b>83,737,838</b>	<b>79,894,072</b>	<b>76,898,606</b>	<b>71,907,091</b>	<b>61,694,383</b>	<b>71,727,637</b>

Dickinson Independent School District  
Interest Earned (Unaudited)/Investment Rate of Return  
Fiscal Year 2020-2021

Earned Fiscal Year Interest - Government Pools		
Fund	Amount	Yield Rate
Operating Fund	\$336,804	Variable
Debt Service	\$103,486	Variable
Workers Compensation	\$7,191	Variable
Student Activity	\$55	Variable
Food & Nutrition Services	\$979	Variable
2016 Bonds	\$449	Variable
2021 Bonds	\$48,969	Variable
<b>Total</b>	<b>\$497,933</b>	<b>Average 0.1960%</b>

Average Monthly Rate of Return - Government Pools							
Month	Gulf Coast	Logic	TexPool	TexStar	Texas Class	Texas TERM	Texas FIT
September	0.2200%	0.2565%	0.1474%	0.1339%	0.2510%	0.1400%	0.3500%
October	0.2200%	0.1890%	0.1351%	0.1150%	0.1771%	0.1200%	0.2700%
November	0.2200%	0.1592%	0.1335%	0.0944%	0.1486%	0.1000%	0.2500%
December	0.8900%	0.1504%	0.0909%	0.0676%	0.1398%	0.0900%	0.0250%
January	0.8900%	0.1289%	0.0909%	0.0583%	0.1316%	0.0700%	0.0190%
February	0.8900%	0.0700%	0.0431%	0.0334%	0.0900%	0.0500%	0.1500%
March	0.9500%	0.0964%	0.0187%	0.0216%	0.1051%	0.0500%	0.1000%
April	0.9500%	0.0851%	0.0135%	0.0113%	0.0840%	0.0500%	0.1000%
May	0.9500%	0.0756%	0.0102%	0.0100%	0.0784%	0.0400%	0.0900%
June	0.8900%	0.0588%	0.0131%	0.0100%	0.0611%	0.0300%	0.0100%
July	0.8900%	0.0518%	0.0189%	0.0100%	0.0615%	0.0200%	0.0900%
August	0.8900%	0.0389%	0.0222%	0.0100%	0.0506%	0.0200%	0.0900%
<b>Average</b>	<b>0.7375%</b>	<b>0.1346%</b>	<b>0.0759%</b>	<b>0.0606%</b>	<b>0.1340%</b>	<b>0.0789%</b>	<b>0.1504%</b>



**DICKINSON INDEPENDENT SCHOOL DISTRICT**

**BOARD AGENDA DOCUMENT**

**Meeting Date:** October 4, 2021

**Item Title:** Bilingual Education Exception/ESL Waivers Application

**Agenda Item:** Dr. Jeff Pack

**Background Information:**

Districts are required to identify and serve emergent bilingual (EBs) through bilingual education or English as a second language (ESL) programs. A district that does not have the appropriately certified teachers to serve (EBs) in accordance with Texas Administrative Code (TAC) §89.1205 must apply to TEA for a bilingual exception and/or ESL waiver. This application must be made each year there is a need for an exception and/or waiver.

**Recommendation:**

The Superintendent and Deputy Superintendent for Educational Services recommend approval of the Bilingual Education Exception.

**Action Item:**     Yes                     No

**Motion made by** \_\_\_\_\_ **seconded by** \_\_\_\_\_ **vote** \_\_\_\_\_

Bilingual Education Exception / English as a Second Language (ESL) Waiver  
Application 2021-2022

NOTE: GREY FIELDS ARE AUTOMATICALLY FILLED FROM YOUR ENTRIES IN EACH WORKSHEET.  
MANUALLY ENTER CORRECTIONS AS NEEDED. IF AN ITEM IS NOT APPLICABLE, LEAVE THE IT BLANK.

CDN (AskTed) Enter with NO dash.	District	ESC Region	Superintendent		Application for	Assurances Verified
			(Format: Salutation, First name, Last name)	Email		
084901	Dickinson ISD	04	Carla Voelkel	cvoelkel@dickinsonisd.org	Both	Yes

Emergent Bilingual (EB) Students/English Learners (ELs) District-Wide	Bilingual/ESL Contact		
	(Format: Salutation, First name, Last name)	Email	Phone (Format: (Area) 999 - 9999 x99999 )
1996	Mrs. Lisa Herrera	lherrera@dickinsonisd.org	281-229-6037

Skip if not applying for a Bilingual Exception.	Report a District-Wide Number				Teachers needed to instruct EB students/ELs under a Bilingual Education Exception (Spanish and other languages)
	Bilingual Certified (all personnel) Employed in the District	Bilingual Certified Teachers Currently Teaching in a Bilingual Education Program	Teachers needed to instruct EB students/ELs under a bilingual education exception (Spanish)	Teachers needed to instruct EB students/ELs under a bilingual education exception (languages other than Spanish)	
	64	40	35	0	35

Skip if not applying for an ESL Waiver.	Report a District-wide Number		
	ESL Certified Teachers (all personnel) Employed in the District	ESL Certified Teachers (all grade levels) Currently Teaching in an ESL Program	Teachers needed to instruct EB students/ELs under an ESL Waiver
	387	297	25

Skip this sheet if not applying for a E.			Dickinson ISD ( 084901 )																				
CDC Number (askTED) Enter with NO dashes.	Campus	Language of Exception (No abbreviations )	Kinder			Grade 1			Grade 2			Grade 3			Grade 4			Grade 5			Grade 6		
			Number under Exception			Number under Exception			Number under Exception			Number under Exception			Number under Exception			Number under Exception			Number under Exception		
			Students	Classrooms	Teachers	Students	Classrooms	Teachers	Students	Classrooms	Teachers	Students	Classrooms	Teachers	Students	Classrooms	Teachers	Students	Classrooms	Teachers	Students	Classrooms	Teachers
084901107	Bay Colony Elementary	Spanish									32	2	1	23	1	1							
084901109	Calder Elementary	Spanish	17	1	1																		
084901101	Kenneth E. Little Elementary	Spanish									82	2	2	43	1	1							
084901108	San Leon Elementary	Spanish												135	3	3							
084901105	Silbernagel Elementary	Spanish	1	1	1									18	1	1							
084901043	Barber Middle School	Spanish															39	4	3	34	4	3	
084901042	Dunbar Middle School	Spanish															96	20	18				

Skip this sheet if not applying for an ESL Waiver			Dickinson ISD ( 084901 )		
CDC Number (askTED)	Campus Name	Number of Teachers	Grade Level	Expected ESL Certification Assessment Date	
084901109	Calder Elementary	1	3rd	3/15/2022	Calder Road Elem.
084901106	Hughes Road Elementary	1	pre-k	3/15/2022	Hughes Road Elem.
084901106	Hughes Road Elementary	1	3rd	3/15/2022	Hughes Road Elem.
084901106	Hughes Road Elementary	1	4th	3/15/2022	Hughes Road Elem.
084901101	Kenneth E. Little Elementary	1	3rd	3/15/2022	Kenneth E. Little Elem.
084901108	San Leon Elementary	1	1st	3/15/2022	San Leon Elem.
084901108	San Leon Elementary	2	4th	3/15/2022	San Leon Elem.
084901105	Silbernagel Elementary	1	EE	3/15/2022	Jake Silbernagel Elem.
084901105	Silbernagel Elementary	1	3rd	3/15/2022	Jake Silbernagel Elem.
084901042	Dunbar Middle School	1	6th	3/15/2022	Dunbar M.S.
084901044	Elva C. Lobit Middle School	2	5th	3/15/2022	Elva C. Lobit M.S.
084901044	Elva C. Lobit Middle School	1	6th	3/15/2022	Elva C. Lobit M.S.
084901051	Eugene 'Gene' Kranz Junior High School	2	7th	3/15/2022	Eugene 'Gene' Kranz Jr.H.
084901041	R. D. McAdams Junior High School	3	7th	3/15/2022	R.D. McAdams Jr.H.
084901041	R. D. McAdams Junior High School	1	8th	3/15/2022	R.D. McAdams Jr.H.
084901001	Dickinson High School	1	9th	3/15/2022	Dickinson H.S.
084901001	Dickinson High School	1	10th	3/15/2022	Dickinson H.S.
084901001	Dickinson High School	2	11th	3/15/2022	Dickinson H.S.
084901001	Dickinson High School	1	12th	3/15/2022	Dickinson H.S.

I verify that this application has been reviewed and approved by the Superintendent of the submitting Local Education Agency (LEA) and that the following actions have been taken.

Yes

1. The district has taken all reasonable affirmative steps to secure teachers with teaching certificates appropriate for bilingual education and/or ESL instruction and has failed.
2. The district has affirmative hiring policies and procedures consistent with the need to serve English learners.
3. The district has not unjustifiably denied employment to a teacher having a teaching certificate appropriate for bilingual and/or ESL instruction or emergency credentials within the past 12 months.
4. Certified teachers available in the school district will be assigned to grade levels beginning in prekindergarten followed successively by subsequent grade levels in the elementary school campus and, if needed,
5. The school district shall implement a comprehensive professional development plan that:
  - is ongoing and targets the development of the knowledge, skills, and competencies needed to serve the needs of English learners;
  - includes the non-certified teachers that are assigned to implement the proposed alternative program; and
  - may include additional teachers who work with English learners.
6. A minimum of 10% of the bilingual education allotment shall be used to fund the comprehensive professional development plan.
7. All documents supporting this application shall be maintained at the LEA and made available to the Texas Education Agency (TEA) upon request and shall satisfy the additional reporting requirements in §89.1265 (c).  
Documents shall include:
  - a description of the proposed alternative instructional program designed to meet the affective, linguistic, and cognitive needs of English learners;
  - a copy of the school district's comprehensive professional development plan designed to support this application;
  - a copy of the bilingual allotment budget documenting that a minimum of 10% of the funds shall be used to fund the comprehensive professional development plan designed to support this application; and
  - a description of the actions taken to recruit an adequate number of certified teachers.

Bilingual Education Exception / English as a Second Language (ESL) Waiver Application  
2021-2022

NOTE: GREY FIELDS ARE AUTOMATICALLY FILLED FROM YOUR ENTRIES IN EACH WORKSHEET.  
MANUALLY ENTER CORRECTIONS AS NEEDED. IF AN ITEM IS NOT APPLICABLE, LEAVE THE IT BLANK.

CDN (AskTed) Enter with NO dash.	District	ESC Region	Superintendent		Application for	Assurances Verified
			(Format: Salutation, First name, Last name)	Email		
084901	Dickinson ISD	04	Carla Voelkel	cvoelkel@dickinsonisd.org	Both	Yes

Emergent Bilingual (EB) Students/English Learners (ELs) District-Wide	Bilingual/ESL Contact		
	(Format: Salutation, First name, Last name)	Email	Phone (Format: (Area) 999 - 9999 x99999 )
1996	Mrs. Lisa Herrera	lherrera@dickinsonisd.org	281-229-6037

Skip if not applying for a Bilingual Exception.	Report a District-Wide Number				Teachers needed to instruct EB students/ELs under a Bilingual Education Exception (Spanish and other languages)
	Bilingual Certified (all personnel) Employed in the District	Bilingual Certified Teachers Currently Teaching in a Bilingual Education Program	Teachers needed to instruct EB students/ELs under a bilingual education exception (Spanish)	Teachers needed to instruct EB students/ELs under a bilingual education exception (languages other than Spanish)	
	64	40	35	0	35

Skip if not applying for an ESL Waiver.	Report a District-wide Number		
	ESL Certified Teachers (all personnel) Employed in the District	ESL Certified Teachers (all grade levels) Currently Teaching in an ESL Program	Teachers needed to instruct EB students/ELs under an ESL Waiver
	387	297	25

**Skip this sheet if not applying for a Bilingual Exception.**

CDC Number (askTED) Enter with NO dashes.	Campus	Language of Exception (No abbreviations)	PK			Kinder			Number
			Number under Exception			Number under Exception			
			Students	Classrooms	Teachers	Students	Classrooms	Teachers	
084901107	Bay Colony Elementary	Spanish							
084901109	Calder Elementary	Spanish				17	1	1	
084901101	Kenneth E. Little Elementary	Spanish							
084901108	San Leon Elementary	Spanish							
084901105	Silbernagel Elementary	Spanish				1	1	1	
084901043	Barber Middle School	Spanish							
084901042	Dunbar Middle School	Spanish							

Dickinson ISD ( 084901 )

Grade 1 Number under Exception		Grade 2 Number under Exception			Grade 3 Number under Exception			Grade 4 Number under Exception			Grade 5 Number under Exception			Number
Classrooms	Teachers	Students	Classrooms	Teachers	Students	Classrooms	Teachers	Students	Classrooms	Teachers	Students	Classrooms	Teachers	Students
					32	2	1	23	1	1				
					82	2	2	43	1	1				
								135	3	3				
								18	1	1				
											39	4	3	34
											96	20	18	116

Grade 6 Number under Exception		Grade 7 Number under Exception			Grade 8 Number under Exception			Grade 9 Number under Exception			Grade 10 Number under Exception			Number
Classrooms	Teachers	Students	Classrooms	Teachers	Students	Classrooms	Teachers	Students	Classrooms	Teachers	Students	Classrooms	Teachers	Students
4	3													

Grade 11 er under Exception		Grade 12 Number under Exception			Totals Number under Exception		
Classrooms	Teachers	Students	Classrooms	Teachers	Students	Classrooms	Teachers
					55	3	2
					17	1	1
					125	3	3
					135	3	3
					19	2	2
					73	8	6
					96	20	18

084901109	Calder Elementary	1	3rd
084901106	Hughes Road Elementary	1	pre-k
084901106	Hughes Road Elementary	1	3rd
084901106	Hughes Road Elementary	1	4th
084901101	Kenneth E. Little Elementary	1	3rd
084901108	San Leon Elementary	1	1st
084901108	San Leon Elementary	2	4th
084901105	Silbernagel Elementary	1	EE
084901105	Silbernagel Elementary	1	3rd
084901042	Dunbar Middle School	1	6th
084901044	Elva C. Lobit Middle School	2	5th
084901044	Elva C. Lobit Middle School	1	6th
084901051	Eugene 'Gene" Kranz Junior High School	2	7th
084901041	R. D. McAdams Junior High School	3	7th
084901041	R. D. McAdams Junior High School	1	8th
084901001	Dickinson High School	1	9th
084901001	Dickinson High School	1	10th
084901001	Dickinson High School	2	11th
084901001	Dickinson High School	1	12th


3/15/2022
3/15/2022
3/15/2022
3/15/2022
3/15/2022
3/15/2022
3/15/2022
3/15/2022
3/15/2022
3/15/2022
3/15/2022
3/15/2022
3/15/2022
3/15/2022
3/15/2022
3/15/2022
3/15/2022
3/15/2022
3/15/2022
3/15/2022
3/15/2022
3/15/2022

**I verify that this application has been reviewed and approved by the Superintendent of the submitting Local Education Agency (LEA) and that the following actions have been taken.**

- 1. The district has taken all reasonable affirmative steps to secure teachers with teaching certificates appropriate for bilingual education and/or ESL**
- 2. The district has affirmative hiring policies and procedures consistent with the need to serve English learners.**
- 3. The district has not unjustifiably denied employment to a teacher having a teaching certificate appropriate for bilingual and/or ESL instruction or emergency credentials within the past 12 months.**
- 4. Certified teachers available in the school district will be assigned to grade levels beginning in prekindergarten followed successively by subsequent grade levels in the elementary school campus and, if needed,**
- 5. The school district shall implement a comprehensive professional development plan that:**
  - is ongoing and targets the development of the knowledge, skills, and competencies needed to serve the needs of English learners;**
  - includes the non-certified teachers that are assigned to implement the proposed alternative program; and**
  - may include additional teachers who work with English learners.**
- 6. A minimum of 10% of the bilingual education allotment shall be used to fund the comprehensive professional development plan.**
- 7. All documents supporting this application shall be maintained at the LEA and made available to the Texas Education Agency (TEA) upon request and shall satisfy the additional reporting requirements in §89.1265 (c).**

**Documents shall include:**

  - a description of the proposed alternative instructional program designed to meet the affective, linguistic, and cognitive needs of English learners;**
  - a copy of the school district's comprehensive professional development plan designed to support this application;**
  - a copy of the bilingual allotment budget documenting that a minimum of 10% of the funds shall be used to fund the comprehensive professional development plan designed to support this application; and**



**Complete** Part 2 of this Bilingual Education Exception/ESL Waiver Application by filling out the narrative responses in the **Alternative Language Program and Recruiting Activities** fillable PDF. Once complete, send this application Excel workbook and the narrative fillable PDF to [BilingualExceptions\\_ESLWaivers@tea.texas.gov](mailto:BilingualExceptions_ESLWaivers@tea.texas.gov) on or before November 1, 2021.

[Alternative Language Program and Recruiting Activities form \(fillable PDF\)](#)

# 2021-2022 Bilingual Education Exception/English as a Second Language (ESL) Waiver Application – Part 2

CDN: \_\_\_\_\_

District Name (No abbreviations): \_\_\_\_\_

## ALTERNATIVE LANGUAGE PROGRAM AND RECRUITING ACTIVITIES

### WHAT IS AN ALTERNATIVE LANGUAGE PROGRAM (ALP)?

If a district/local education agency (LEA), including school districts, open-enrollment charters, and districts of innovation, does not have the appropriately certified educators for their required bilingual education or English as a second language (ESL) program, the district files the applicable bilingual education exception or ESL waiver for the teacher(s) and student(s) impacted, per 19 TAC §89.1207. Students under the bilingual education exception or ESL waiver will temporarily participate in the alternative language program, as described in the district's application (part 2) for the current school year. Teachers providing the ALP will be supported by the district's comprehensive professional development plan. The ALP must

- align as closely as possible to the district's required bilingual or ESL program;
- meet the affective, linguistic, and cognitive needs of their emergent bilingual (EB) students/English learners (ELs); and
- ensure students are given the opportunity to master the essential knowledge and skills of the required curriculum, including TEKS for foundation and enrichment areas, the English language proficiency standards (ELPS), and college and career readiness standards (CCRS) [19 TAC §89.1207(a)(1)(B) and §89.1207(b)(1)(B)].

### WHAT ARE THE APPLICABLE ALTERNATIVE LANGUAGE PROGRAM PEIMS CODES?

The PEIMS Alternative Language Program Code Table will only be utilized if a district has submitted a bilingual education exception and/or an ESL waiver and must be used in combination with the appropriate PEIMS Parental Permission codes as described below. The [Code Guide](#) for Bilingual and ESL Program Association provides further details on how to appropriately use these codes for participating students.

- If the parent of an EB student/EL approves placement of the student in the bilingual education program but the district is under a **bilingual education exception**, the student's Parental Permission Code is E, the Alternative Language Program Code is 01, and the Bilingual Education and ESL Program Codes are 0.
- If the parent of an EB student/EL approves placement of the student in the ESL program but the district is under an **ESL waiver**, the student's Parental Permission Code is J, the Alternative Language Program Code is 02, and the Bilingual and ESL Program Codes are 0.

### INSTRUCTIONS

- If applying for
  - a **bilingual education exception only**, complete sections 1, 3, and 4.
  - an **ESL waiver only**, complete sections 2, 3, and 4.
  - **both** a bilingual education exception and an ESL waiver, complete all sections.
- Save a copy of this form prior to submission. Maintain all supporting documentation at the local level.

# 2021-2022 Bilingual Education Exception/English as a Second Language (ESL) Waiver Application – Part 2

## SECTION 1: BILINGUAL EDUCATION EXCEPTION ALTERNATIVE LANGUAGE PROGRAM

Complete this section if applying for a bilingual education exception.

### FEATURES OF A BILINGUAL EDUCATION EXCEPTION ALP

The temporary alternative language program to a district's required bilingual education program may consist of **one or more** of the following:

- **Aligned to Intended Bilingual Program Model** – The district's intended bilingual education program model, aligned to [TAC §89.1210(c)], is provided by a teacher who is expected to obtain bilingual certification within the current school year. The teacher follows the district's language allocation plan for their intended bilingual program model, including delivery of primary language instruction.
- **Aligned to ESL Content Based Program Model [TAC §89.1210(d)(1)]** – Emergent bilingual (EB) students/English learners (ELs) receive all of their content instruction in English reading and language arts, mathematics, science, and social studies by a teacher(s) who hold(s) a valid classroom teaching certification appropriate for grade level and subject area as well as an ESL certification.
- **Aligned to ESL Pull-Out Program Model [TAC §89.1210(d)(2)]** – EB students/ELs receive their English reading and language arts instruction by a teacher(s) who hold(s) a valid classroom teaching certificate appropriate for grade level and English reading and language arts as well as an ESL certification.
- **Content-Based Language Instruction** – EB students/ELs receive all of their content instruction in English reading and language arts, mathematics, science, and social studies by a teacher(s) who is/are trained in content-based language instruction/sheltered instruction.
- **Supplemental Primary Language Support** – In addition to one or more of the above program features, EB students/ELs receive additional primary language support from other educators, including paraprofessionals.

### BILINGUAL EDUCATION ALTERNATIVE LANGUAGE PROGRAM DESCRIPTION

**Based on one or more of the ALP features described above**, provide a brief description on how the proposed temporary alternative language program to the district's required **bilingual education program** will meet the affective, linguistic, and cognitive needs of EB students/ELs. Be sure to describe how the program may differ across campuses or grade levels.

# 2021-2022 Bilingual Education Exception/English as a Second Language (ESL) Waiver Application – Part 2

## SECTION 2: ESL WAIVER ALTERNATIVE LANGUAGE PROGRAM

Complete this section if applying for an English as a second language (ESL) waiver.

### FEATURES OF AN ESL ALP

The temporary alternative language program to a district’s required ESL program may consist of **one or more** of the following:

- **Content-Based Language Instruction** – Emergent bilingual (EB) students/English learners (ELs) receive all of their content instruction in English reading and language arts, mathematics, science, and social studies by a teacher(s) who is/are trained in content-based language instruction/sheltered instruction.
- **Supplemental ELD Support** – In addition to one or more of the above program features, EB students/ELs receive additional English language development (ELD) support from other educators, including paraprofessionals.

### ESL ALTERNATIVE LANGUAGE PROGRAM DESCRIPTION

**Based on one or more of the ALP features described above,** provide a brief description on how the proposed temporary alternative language program to the district’s required **ESL program** will meet the affective, linguistic, and cognitive needs of EB students/ELs. Be sure to describe how the program may differ across campuses or grade levels.

# 2021-2022 Bilingual Education Exception/English as a Second Language (ESL) Waiver Application – Part 2

## SECTION 3: RECRUITING ACTIVITIES

Complete this section if applying for a bilingual education exception, ESL waiver, or both.

### TARGETED RECRUITING ACTIVITIES PLANNED FOR SCHOOL YEAR 2021-2022 NARRATIVE RESPONSE

Provide a brief description of the district’s planned recruiting activities during the 2021-2022 school year that target linguistically and culturally diverse teachers who are prepared to serve the needs of the district’s emergent bilingual (EB) students/English learners (ELs). Include dates and locations, if possible.

## SECTION 4: PROGRAM EVALUATION

Comply with the following reporting requirements by maintaining supporting documentation as described in this section when applying for a bilingual education exception, ESL waiver, or both.

### PROGRAM EVALUATION DOCUMENTATION

Include the following in the annual district report on educational performance of the bilingual education and/or ESL program, as described in TAC §89.1265(c).

- the number of teachers for whom an exception or waiver was/is being filed;
- the number of teachers for whom an exception or waiver was filed in the previous year who successfully obtained appropriate certification; and
- the frequency and scope of a [comprehensive professional development plan](#), implemented as required under 19 TAC §89.1207(a)(1)(D) or §89.1207(b)(1)(D), and results of such plan if an exception and/or waiver was filed in the previous school year.

**DICKINSON INDEPENDENT SCHOOL DISTRICT**  
**BOARD AGENDA DOCUMENT**

**Meeting Date:** October 4, 2021  
**Item Title:** Investment Strategy for 2021-2022 Fiscal Year  
**Agenda Item:** Ryan Boone/Kelly Logsdon

**Background Information:**

Attached is the investment strategy for the fiscal year 2021-2022. The District’s strategy is the same as the 2020-2021 fiscal year.

**Recommendation:**

The Superintendent, Deputy Superintendent for Business and Operations and Executive Director of Business Services recommend adoption of the investment strategy for the fiscal year 2021-2022 as presented.

**Action Item:**   X   Yes        No

**Motion made by** \_\_\_\_\_ **seconded by** \_\_\_\_\_ **vote** \_\_\_\_\_

## INVESTMENT STRATEGY FOR 2021-2022 FISCAL YEAR

All investments of the District will comply with the Public Funds Investment Act and all federal, state and local statutes, rules or regulations. Investments will be made in accordance with written policies approved by the Board. Funds will be invested with emphasis on safety, liquidity and diversity.

Unless advised by the District's financial advisor to invest in a higher yielding vehicle, the strategy for the 2021-2022 fiscal year will be to continue to invest funds in Texpool, TexStar, MBIA Texas Class, Reliance Trust, Logic, Texas Range, Gulf Coast Educators Credit Union, Texas FIT and government agency pools with positioning of funds based on yield and other services of the particular pool. Due to the declining yields in the investment pools, the District will review other investment vehicles, including money market funds, accounts offered by Texas First Bank taking into consideration the yield, safety and liquidity.

The portfolio of all pools is made up of repurchase agreements and government agencies. The liquidity is excellent with funds available on a daily basis. Each pool is an AAAM (highest rating available) rated money market fund.

Current and potential 2021-2022 funds will be deposited in an investment that will maximize yield and preserve safety of principal upon recommendation of the District's financial advisor.

The flexibility to diversify the District's portfolio between the public investment pools does remain, however, the strategy to invest in obligations of , or those guaranteed by governmental entities needs to remain a viable option.

**DICKINSON INDEPENDENT SCHOOL DISTRICT**  
**BOARD AGENDA DOCUMENT**

**Meeting Date:** October 4, 2021  
**Item Title:** Investment Policy-Board Policy CDA (LOCAL)  
**Agenda Item:** Ryan Boone/Kelly Logsdon

**Background Information:**

Legal Policy CDA requires that investment policy CDA (LOCAL) be reviewed and revisions noted and approved by the Board on an annual basis. The policy as attached is the same policy earlier adopted by the Board. No changes are recommended at this time.

**Recommendation:**

The Superintendent, Deputy Superintendent for Business and Operations and Executive Director of Business Services recommend approval of the Investment Policy CDA (LOCAL).

**Action Item:**  Yes  No

**Motion made by** \_\_\_\_\_ **seconded by** \_\_\_\_\_ **vote** \_\_\_\_\_

**Investment Authority**

The Superintendent or other person designated by Board resolution shall serve as the investment officer of the District and shall invest District funds as directed by the Board and in accordance with the District's written investment policy and generally accepted accounting procedures. All investment transactions except investment pool funds and mutual funds shall be settled on a delivery versus payment basis.

**Approved  
Investment  
Instruments**

From those investments authorized by law and described further in CDA(LEGAL) under Authorized Investments, the Board shall permit investment of District funds, including bond proceeds and pledged revenue to the extent allowed by law, in only the following investment types, consistent with the strategies and maturities defined in this policy:

1. Obligations of, or guaranteed by, governmental entities as permitted by Government Code 2256.009.
2. Certificates of deposit and share certificates as permitted by Government Code 2256.010.
3. Fully collateralized repurchase agreements permitted by Government Code 2256.011.
4. A securities lending program as permitted by Government Code 2256.0115.
5. Banker's acceptances as permitted by Government Code 2256.012.
6. Commercial paper as permitted by Government Code 2256.013.
7. No-load mutual funds, except for bond proceeds, and no-load money market mutual funds, as permitted by Government Code 2256.014.
8. A guaranteed investment contract as an investment vehicle for bond proceeds, provided it meets the criteria and eligibility requirements established by Government Code 2256.015.
9. Public funds investment pools as permitted by Government Code 2256.016.

**Safety**

The primary goal of the investment program is to ensure safety of principal, to maintain liquidity, and to maximize financial returns within current market conditions in accordance with this policy. Investments shall be made in a manner that ensures the preservation of capital in the overall portfolio, and offsets during a 12-month period any market price losses resulting from interest-rate fluctua-

tions by income received from the balance of the portfolio. No individual investment transaction shall be undertaken that jeopardizes the total capital position of the overall portfolio.

**Investment  
Management**

In accordance with Government Code 2256.005(b)(3), the quality and capability of investment management for District funds shall be in accordance with the standard of care, investment training, and other requirements set forth in Government Code Chapter 2256.

**Liquidity and  
Maturity**

Any internally created pool fund group of the District shall have a maximum dollar weighted maturity of 180 days. The maximum allowable stated maturity of any other individual investment owned by the District shall not exceed one year from the time of purchase. The Board may specifically authorize a longer maturity for a given investment, within legal limits.

The District's investment portfolio shall have sufficient liquidity to meet anticipated cash flow requirements.

**Diversity**

The investment portfolio shall be diversified in terms of investment instruments, maturity scheduling, and financial institutions to reduce risk of loss resulting from overconcentration of assets in a specific class of investments, specific maturity, or specific issuer.

**Monitoring Market  
Prices**

The investment officer shall monitor the investment portfolio and shall keep the Board informed of significant changes in the market value of the District's investment portfolio. Information sources may include financial/investment publications and electronic media, available software for tracking investments, depository banks, commercial or investment banks, financial advisers, and representatives/advisers of investment pools or money market funds. Monitoring shall be done monthly or more often as economic conditions warrant by using appropriate reports, indices, or benchmarks for the type of investment.

**Monitoring Rating  
Changes**

In accordance with Government Code 2256.005(b), the investment officer shall develop a procedure to monitor changes in investment ratings and to liquidate investments that do not maintain satisfactory ratings.

**Funds/Strategies**

Investments of the following fund categories shall be consistent with this policy and in accordance with the applicable strategy defined below. All strategies described below for the investment of a particular fund should be based on an understanding of the suitability of an investment to the financial requirements of the District and consider preservation and safety of principal, liquidity, marketability of an investment if the need arises to liquidate before maturity, diversification of the investment portfolio, and yield.

OTHER REVENUES  
INVESTMENTS

CDA  
(LOCAL)

Operating Funds	Investment strategies for operating funds (including any commingled pools containing operating funds) shall have as their primary objectives preservation and safety of principal, investment liquidity, and maturity sufficient to meet anticipated cash flow requirements.
Custodial Funds	Investment strategies for custodial funds shall have as their primary objectives preservation and safety of principal, investment liquidity, and maturity sufficient to meet anticipated cash flow requirements.
Debt Service Funds	Investment strategies for debt service funds shall have as their primary objective sufficient investment liquidity to timely meet debt service payment obligations in accordance with provisions in the bond documents. Maturities longer than one year are authorized provided legal limits are not exceeded.
Capital Project Funds	Investment strategies for capital project funds shall have as their primary objective sufficient investment liquidity to timely meet capital project obligations. Maturities longer than one year are authorized provided legal limits are not exceeded.
<b>Safekeeping and Custody</b>	The District shall retain clearly marked receipts providing proof of the District's ownership. The District may delegate, however, to an investment pool the authority to hold legal title as custodian of investments purchased with District funds by the investment pool.
<b>Sellers of Investments</b>	<p>Prior to handling investments on behalf of the District, a broker/dealer or a qualified representative of a business organization must submit required written documents in accordance with law. [See Sellers of Investments, CDA(LEGAL)]</p> <p>Representatives of brokers/dealers shall be registered with the Texas State Securities Board and must have membership in the Securities Investor Protection Corporation (SIPC) and be in good standing with the Financial Industry Regulatory Authority (FINRA).</p>
<b>Soliciting Bids for CDs</b>	In order to get the best return on its investments, the District may solicit bids for certificates of deposit in writing, by telephone, or electronically, or by a combination of these methods.
<b>Interest Rate Risk</b>	<p>To reduce exposure to changes in interest rates that could adversely affect the value of investments, the District shall use final and weighted-average-maturity limits and diversification.</p> <p>The District shall monitor interest rate risk using weighted average maturity and specific identification.</p>
<b>Internal Controls</b>	A system of internal controls shall be established and documented in writing and must include specific procedures designating who has authority to withdraw funds. Also, they shall be designed to

protect against losses of public funds arising from fraud, employee error, misrepresentation by third parties, unanticipated changes in financial markets, or imprudent actions by employees and officers of the District. Controls deemed most important shall include:

1. Separation of transaction authority from accounting and recordkeeping and electronic transfer of funds.
2. Avoidance of collusion.
3. Custodial safekeeping.
4. Clear delegation of authority.
5. Written confirmation of telephone transactions.
6. Documentation of dealer questionnaires, quotations and bids, evaluations, transactions, and rationale.
7. Avoidance of bearer-form securities.

These controls shall be reviewed by the District's independent auditing firm.

**Annual Review**

The Board shall review this investment policy and investment strategies not less than annually and shall document its review in writing, which shall include whether any changes were made to either the investment policy or investment strategies.

**Annual Audit**

In conjunction with the annual financial audit, the District shall perform a compliance audit of management controls on investments and adherence to the District's established investment policies.

**DICKINSON INDEPENDENT SCHOOL DISTRICT  
BOARD AGENDA DOCUMENT**

**Meeting Date:** October 4, 2021

**Item Title:** Consent Agenda Items

**Agenda Item:** Carla Voelkel, Superintendent

**Background Information:**

The following items have been approved by review of the Board:

- Budget Amendments/Adjustments for September 16, 23, 30, 2021
- Donation to LES-Frank Burns, Post No. 5619
- Campus Fundraising Requests-DHS Robotics, DHS Barbers, DHS c/o 2024, SLES
- Donation to HRES-TangerKIDS Grant
- September 13, 2021 Minutes
- Campus Fundraising Requests-DHS FFA, DHS Floral Design, DHS DECA Business, DHS TAFE, DHS Athletics
- Approval of Proposals Received RFP#21-09-1144
- Approval of Proposals Received RFP#21-09-1145
- Approval of Proposals Received RFP#21-09-1146

**Recommendation:**

The Superintendent recommends the Board's ratification of the above consent items.

**Action Item:**     Yes     No