

Agenda of Regular School Board Meeting

The Board of Trustees

Lakeland Joint School District No. 272

A Regular School Board Meeting of the Board of Trustees of Lakeland Joint School District No. 272 will be held Monday, June 12, 2017, beginning at 6:00 PM in the Administrative Offices, 15506 N. WASHINGTON ST., RATHDRUM, ID 83858.

The subjects to be discussed or considered or upon which any formal action may be taken are as listed below. Items do not have to be taken in the order shown on this meeting notice.

- A. **Call to Order 6:00 p.m.**
- B. **Welcome Visitors/ Pledge of Allegiance 6:00 p.m.**
- C. **Approve Agenda-Please amend to add to Executive Session Student 2016-O**
- D. **Budget Hearing FY 2017-2018-6:00 p.m.**
 - 1. Administration Presents 3
 - 2. Public Comment
 - 3. Close Budget Hearing
- E. **Consent Agenda**
 - 1. Minutes of Previous Meeting(s)- Regular Meetings of 05.08.2017, 05.23.2017 and Special Meeting of 05.04.2017 66
 - 2. Regular and Special Bills 81
- F. **Report and Presentation Agenda**
 - 1. Public Comment - (Each speaker will be asked to limit their remarks to no more than three minutes. Please see the Public Comment sign-in sheet and Policy #1520 for proper procedure in addressing the Board during Public Comment).
 - 2. LEA
 - 3. Visitor Presentations
 - a. Nate Grossglouser- Giovanni Estates- Petition for Excision 95
 - 4. Staff Reports
 - a. Dr. Meyer
 - 1) Financials 103
 - b. Lisa Sexton
 - 1) 2016-17 Kindergarten ELA Pre/Post Assessment 105
- G. **Action Items**
 - 1. Approve/deny the petition for excision as presented by Nate Grossglouser for Giovanni Estates Subdivision
 - 2. Approve/deny the 2017-18 Budget as presented
 - 3. Approve/deny notices of resignations or retirements 106
 - 4. Approve/deny the recommended individuals as presented for new hire 109
 - 5. Approve/deny the 2017-18 Interest Based Bargaining Agreement as presented
 - 6. Approve/deny the Certified Staffing List for the 2017-18 School Year 111

7. Approve/deny the recommended Administrator contracts	129
8. Approve/deny Renewal Agreement Number Three with Compass Group USA, Inc. as presented	130
9. Approve/deny the Alternate Authorizations as presented	137
10. Approve/deny the Fall Athletic Schedules for Lakeland and Timberlake High School	138
11. Approve/deny Tax Anticipation Note 2017A with Zion's National Bank as presented	158
H. <u>Discussion Items</u>	
1. Discipline Reports	180
I. <u>Executive Session per Idaho Code 74-2016 (1)(b)</u>	
1. Student 2016-O	
2. Personnel-Category 2	
3. Personnel 06.12.2017-A	
4. Personnel 06.12.2017-B	
5. Other Personnel Items	
6. Student-Re-Entries	
J. <u>Action Items Following Executive Session</u>	
1. Approve/deny to re-admit Student 2016-O	
2. Approve/deny not to re-new the Category 2 teacher contract presented as recommended by Administration	
3. Approve/deny recommendation to schedule Due Process Hearing for Personnel 06.12.2017-A	
4. Approve/deny to place Personnel 06.12.2017-B on probation	
5. Approve/deny the stipend recommended by administration	
6. Approve/deny the Student Re-Entries as recommended by Administration	

LAKELAND JOINT SCHOOL DISTRICT NO. 272

Rathdrum, Idaho 83858

BUDGET HEARING
2017-2018
June 12, 2017

GENERAL FUND REVENUE & BALANCE	Amended 2016-2017	2017-2018
Balance	-	413,752.00
District Taxes	6,358,485.00	9,197,534.00
State Support	21,964,176.00	23,562,660.00
Federal Support	165,000.00	200,000.00
Other Local Sources/Transfer	-	-
Total Revenue + Transfer	28,487,661.00	32,960,194.00
Total Revenue + Transfer + Balance	28,487,661.00	33,373,946.00
GENERAL FUND EXPENDITURES	Amended 2016-2017	2017-2018
Elementary Program		
Salaries	5,295,925.00	6,138,847.00
Benefits	1,622,734.00	1,983,014.00
Purchased Services	5,000.00	58,708.00
Supplies/Materials	159,772.00	189,750.00
Equipment	-	-
	<hr/> 7,083,431.00	<hr/> 8,370,319.00
Secondary Program		
Salaries	5,179,241.00	5,496,741.00
Benefits	1,580,548.00	1,750,953.00
Purchased Services	49,000.00	46,246.00
Supplies/Materials	149,219.00	248,111.00
Equipment	-	-
	<hr/> 6,958,008.00	<hr/> 7,542,051.00
Alternative School Program		
Salaries	414,736.00	445,236.00
Benefits	120,941.00	127,656.00
Purchased Services	500.00	1,812.00
Supplies/Materials	4,686.00	7,286.00
	<hr/> 540,863.00	<hr/> 581,990.00
Special Education & Gifted and Talented Program		
Salaries	1,018,192.00	1,411,985.00
Benefits	290,722.00	530,393.00
Purchased Services	7,060.00	3,500.00
Supplies/Materials	18,750.00	16,000.00
	<hr/> 1,334,724.00	<hr/> 1,961,878.00
Interscholastic Program		
Salaries	535,458.00	609,732.00
Benefits	109,048.00	138,546.00
Purchased Services	70,000.00	190,200.00
Supplies/Materials	250.00	250.00
Insurance	-	-
	<hr/> 714,756.00	<hr/> 938,728.00
Summer School Program		
Salaries	57,676.00	75,250.00
Benefits	11,547.00	15,528.00
Supplies/Materials	-	50.00
	<hr/> 69,223.00	<hr/> 90,828.00
Adult Education Program		
Salaries	500.00	-
Benefits	38.00	-
Supplies/Materials	-	-
	<hr/> 538.00	<hr/> -

Page 2	Amended 2016-2017	2017-2018
Attendance ~ Guidance ~ Health Program		
Salaries	853,802.00	928,408.00
Benefits	281,116.00	223,311.00
Purchased Services	12,592.00	5,000.00
Supplies/Materials	3,500.00	10,300.00
	<u>1,151,010.00</u>	<u>1,167,019.00</u>
Special Education Support Services Program		
Salaries	440,897.00	376,911.00
Benefits	126,758.00	74,266.00
Purchased Services	116,000.00	188,665.00
Supplies/Materials	7,500.00	8,400.00
	<u>691,155.00</u>	<u>648,242.00</u>
Instructional Improvement Program		
Salaries	208,467.00	277,514.00
Benefits	43,272.00	74,655.00
Purchased Services	166,354.00	66,739.00
Supplies/Materials	500.00	14,500.00
Equipment		
	<u>418,593.00</u>	<u>433,408.00</u>
Educational Media Program		
Salaries	373,380.00	383,493.00
Benefits	139,683.00	206,882.00
Purchased Services	-	-
Supplies/Materials	44,604.00	33,457.00
	<u>557,667.00</u>	<u>623,832.00</u>
Instruction Related Technology		
Salaries	256,917.00	259,275.00
Benefits	87,293.00	145,635.00
Purchased Services	700.00	142,204.00
Supplies/Materials	110,723.00	32,000.00
	<u>455,633.00</u>	<u>579,114.00</u>
	-	-
Board of Education Program		
Purchased Services	59,050.00	56,000.00
Supplies/Materials	2,500.00	2,800.00
Insurance	32,035.00	33,574.00
	<u>93,585.00</u>	<u>92,374.00</u>
District Administrative Services		
Salaries	419,434.00	470,569.00
Benefits	126,300.00	136,669.00
Purchased Services	32,750.00	26,160.00
Supplies/Materials	15,900.00	31,558.00
	<u>594,384.00</u>	<u>664,956.00</u>
School Administration Program		
Salaries	1,656,273.00	1,722,676.00
Benefits	508,970.00	572,987.00
Purchased Services	10,600.00	6,500.00
Supplies/Materials	26,491.00	22,418.00
	<u>2,202,334.00</u>	<u>2,324,581.00</u>
Business Operations Program		
Salaries	217,920.00	246,187.00
Benefits	68,351.00	46,827.00
Purchased Services	4,500.00	12,240.00
Supplies/Materials	500.00	10,500.00
	<u>291,271.00</u>	<u>315,754.00</u>
Administrative Technology Services Program		
Salaries	-	-
Benefits	-	-
Purchased Services	7,000.00	232,000.00
Supplies/Materials	81,310.00	20,000.00
	<u>88,310.00</u>	<u>252,000.00</u>

	Amended 2016-2017	2017-2018
Page 3		
Building - Custodial Program		
Salaries	632,970.00	763,116.00
Benefits	216,322.00	335,469.00
Purchased Services	942,704.00	1,067,770.00
Supplies/Materials	47,500.00	60,000.00
Insurance	78,420.00	82,181.00
	1,917,916.00	2,308,536.00
General Maintenance Non-Student Occupied		
Salaries	-	-
Benefits	-	-
Purchased Services	42,500.00	43,000.00
Supplies/Materials	25,000.00	25,000.00
	67,500.00	68,000.00
General Maintenance Student Occupied		
Salaries	520,510.00	604,429.00
Benefits	177,324.00	207,807.00
Purchased Services	118,000.00	185,700.00
Supplies/Materials	115,000.00	115,000.00
	930,834.00	1,112,936.00
Pupil to School Transportation Program		
Salaries	969,800.00	1,005,702.00
Benefits	270,218.00	390,996.00
Purchased Services	59,150.00	57,550.00
Supplies/Materials	296,850.00	307,102.00
Insurance	12,791.00	13,415.00
	1,608,809.00	1,774,765.00
General Transportation Program		
Salaries	-	-
Benefits	-	-
Purchased Services	13,000.00	13,000.00
Supplies/Materials	10,000.00	10,000.00
Insurance	13,395.00	14,045.00
	36,395.00	37,045.00
Capital Objects	-	-
Interfund Transfers	555,522.00	466,722.00
Contingency	125,200.00	250,000.00
Unappropriated Balance	-	768,868.00
Total Expenditures	28,487,661.00	33,373,946.00
GENERAL FUND SUMMARY SHEET	Amended	2017-2018
Balance	-	413,752.00
Revenue/Transfer	28,487,661.00	32,960,194.00
	28,487,661.00	33,373,946.00
Expenditures:		
Salaries	19,052,098.00	21,216,071.00
Benefits	5,781,185.00	6,961,594.00
Purchased Services	1,716,460.00	2,402,994.00
Supplies/Materials	1,120,555.00	1,164,482.00
Equipment	-	-
Capital Outlay	-	-
Insurance	136,641.00	143,215.00
Interfund Transfers	555,522.00	466,722.00
Contingency	125,200.00	250,000.00
Unappropriated Balance	-	768,868.00
	28,487,661.00	33,373,946.00

SPECIAL FUNDS - REVENUES AND EXPENSES:

Amended

FOREST RESERVE FUND

2016-2017

2017-2018

Balance	-	-
Revenue	30,650.00	4,388.00
	<u>30,650.00</u>	<u>4,388.00</u>
Expenditures:		
Purchased Services	24,500.00	4,388.00
Supplies/Materials	6,150.00	-
Capital Objects	-	-
	<u>30,650.00</u>	<u>4,388.00</u>

BASE PROGRAM

Amended

2016-2017

2017-2018

Balance	-	-
Revenue	270,760.00	343,000.00
	<u>270,760.00</u>	<u>343,000.00</u>
Expenditures:		
Salaries	187,688.00	211,917.00
Benefits	47,064.00	81,071.00
Purchased Services	11,450.00	6,500.00
Supplies/Materials	8,750.00	4,400.00
Capital Objects	15,808.00	6,000.00
	<u>270,760.00</u>	<u>309,888.00</u>

Fund Balance:

33,112.00

LITERACY INTERVENTION

Amended

2016-2017

2017-2018

Balance	-	-
Revenue	139,500.00	141,753.00
	<u>139,500.00</u>	<u>141,753.00</u>
Expenditures:		
Salaries	102,320.00	110,000.00
Benefits	29,821.00	31,753.00
Purchased Services	6,859.00	-
Supplies/Materials	500.00	-
Capital Objects	-	-
	<u>139,500.00</u>	<u>141,753.00</u>

CAREER TECHNICAL EDUCATION - STATE

Amended

2016-2017

2017-2018

Balance	-	-
Revenue	75,843.00	75,843.00
	<u>75,843.00</u>	<u>75,843.00</u>
Expenditures:		
Salaries		
Benefits		
Purchased Services	9,975.00	9,975.00
Supplies/Materials	61,758.00	61,240.00
Capital Objects	4,110.00	-
	<u>75,843.00</u>	<u>71,215.00</u>

Fund Balance:

4,628.00

TECHNOLOGY GRANT	Amended 2016-2017	2017-2018
Balance	-	-
Revenue	220,314.00	336,800.00
	<u>220,314.00</u>	<u>336,800.00</u>
Expenditures:		
Salaries	110,544.00	110,544.00
Benefits	34,265.00	32,218.00
Purchased Services	75,505.00	-
Supplies/Materials	-	-
Capital Objects	-	-
	<u>220,314.00</u>	<u>142,762.00</u>
Fund Balance:	-	194,038.00
<hr/>		
SAFE & DRUG FREE SCHOOLS	Amended 2016-2017	2017-2018
Balance	56,367.00	-
Revenue	54,082.00	-
	<u>110,449.00</u>	<u>-</u>
Expenditures:		
Salaries	-	-
Benefits	-	-
Purchased Services	110,449.00	55,326.00
Supplies/Materials	-	-
Transfer	-	-
	<u>110,449.00</u>	<u>55,326.00</u>
Fund Balance	-	(55,326.00)
<hr/>		
PROFESSIONAL-TECHNICAL ACADEMY	Amended 2016-2017	2017-2018
Balance	-	-
Revenue	-	-
Transfer	166,722.00	166,722.00
	<u>166,722.00</u>	<u>166,722.00</u>
Expenditures:		
Salaries	-	-
Benefits	-	-
Purchased Services	166,722.00	166,722.00
	<u>166,722.00</u>	<u>166,722.00</u>
Fund Balance	-	-

TITLE I FUND	Amended 2016-2017	2017-2018
Balance	-	-
Revenue	774,684.00	658,484.00
	<u>774,684.00</u>	<u>658,484.00</u>
Expenditures:		
Salaries	556,029.00	452,147.00
Benefits	178,655.00	157,749.00
Purchased Services	-	-
Supplies/Materials	40,000.00	-
Capital Objects	-	-
Transfer	-	-
	<u>774,684.00</u>	<u>609,896.00</u>
Fund Balance	-	48,588.00
<hr/>		
Part B (VI-B SPECIAL EDUCATION FUND)	Amended 2016-2017	2017-2018
Balance	-	-
Revenue	743,600.00	772,141.00
	<u>743,600.00</u>	<u>772,141.00</u>
Expenditures:		
Salaries	557,403.00	539,121.00
Benefits	181,997.00	163,202.00
Purchased Services	-	-
Supplies/Materials	4,200.00	-
Capital Objects	-	-
Transfer	-	-
	<u>743,600.00</u>	<u>702,323.00</u>
Fund Balance	-	69,818.00
<hr/>		
Part B PRESCHOOL FUND	Amended 2016-2017	2017-2018
Balance	-	-
Revenue	20,151.00	20,350.00
	<u>20,151.00</u>	<u>20,350.00</u>
Expenditures:		
Salaries	16,774.00	16,973.00
Benefits	3,377.00	3,377.00
Purchased Services	-	-
Supplies/Materials	-	-
Capital Objects	-	-
Transfer	-	-
	<u>20,151.00</u>	<u>20,350.00</u>

CARL PERKINS FUNDAmended
2016-2017

2017-2018

Balance	-	-
Revenue	57,721.00	57,521.00
	<u>57,721.00</u>	<u>57,521.00</u>
Expenditures:		
Salaries	44,948.00	44,948.00
Benefits	12,773.00	12,773.00
Purchased Services	-	-
Supplies/Materials	-	-
Capital Objects	-	-
Transfer	-	-
	<u>57,721.00</u>	<u>57,721.00</u>
Fund Balance	-	(200.00)

TITLE II-A IMPROVING TEACHING QUALITYAmended
2016-2017

2017-2018

Balance	-	-
Revenue	139,943.00	147,282.00
	<u>139,943.00</u>	<u>147,282.00</u>
Expenditures:		
Salaries	107,641.00	123,736.00
Benefits	29,802.00	23,546.00
Purchased Services	2,500.00	-
Supplies/Materials	-	-
Transfer	-	-
	<u>139,943.00</u>	<u>147,282.00</u>

FOOD SERVICE FUNDAmended
2016-2017

2017-2018

Balance	-	268,000.00
Revenue	1,435,427.00	1,482,055.00
Transfer	-	-
	<u>1,435,427.00</u>	<u>1,750,055.00</u>
Expenditures:		
Salaries	-	-
Benefits	-	-
Purchased Services	740,452.00	776,311.00
Supplies/Materials	655,295.00	721,285.00
Capital Objects	20,000.00	35,000.00
Insurance & Judgements	17,390.00	17,766.00
Transfer	-	-
	<u>1,433,137.00</u>	<u>1,550,362.00</u>
Fund Balance	2,290.00	199,693.00

BOND AND INTEREST FUNDAmended
2016-2017

2017-2018

Balance	-	890,000.00
Revenue	1,512,600.00	1,813,593.00
	<u>1,512,600.00</u>	<u>2,703,593.00</u>
Expenditures:		
Debt Retirement	1,474,100.00	1,474,175.00
	<u>1,474,100.00</u>	<u>1,474,175.00</u>
Fund Balance	38,500.00	1,229,418.00

SCHOOL PLANT FACILITY FUND

	Amended 2016-2017	2017-2018
Balance	-	-
Revenue/Transfer	1,188,800.00	1,446,520.00
	<hr/> 1,188,800.00	<hr/> 1,446,520.00
Expenditures:		
Purchased Services	12,000.00	-
Capital Objects	1,176,800.00	1,446,520.00
Debt Retirement	-	-
	<hr/> 1,188,800.00	<hr/> 1,446,520.00
Unappropriated Balance	-	-

SPECIAL FUNDS SUMMARY SHEET

	Amended 2016-2017	2017-2018
Balance	56,367.00	1,158,000.00
Revenue/Transfer	6,830,797.00	7,466,452.00
	<hr/> 6,887,164.00	<hr/> 8,624,452.00
	Amended	2017-2018
	2016-2017	
Expenditures:		
Salaries	1,683,347.00	1,609,386.00
Benefits	517,754.00	505,689.00
Purchased Services	1,160,412.00	1,019,222.00
Supplies/Materials	776,653.00	786,925.00
Capital Outlay	1,216,718.00	1,487,520.00
Debt Retirement	1,474,100.00	1,474,175.00
Insurance & Judgements	17,390.00	17,766.00
Transfers	-	-
Unappropriated Balances	40,790.00	1,723,769.00
Total Special Funds:	<hr/> 6,887,164.00	<hr/> 8,624,452.00

NOTICE IS HEREBY GIVEN, that a special meeting of the Board of Trustees of Lakeland Jt. School District No. 272, Kootenai County, Idaho, will be held on the 12th day of June 2017 at 6:00 p.m. at Lakeland Jt. School District Office, 15506 N Washington Street, Rathdrum, ID, at which meeting there shall be a public hearing on the maintenance and operation budget for the forthcoming school year. A summary of the proposed budget is published herein. This budget, as presently determined by the Board of Trustees, is now available in the District Office of the School District and will remain available until the special meeting and hearing, as provided by law. This budget hearing is called pursuant to Section 33-801, Idaho Code.

SUMMARY STATEMENT 2017 - 2018 SCHOOL BUDGET

ALL FUNDS

School District: Lakeland Joint School District #272

REVENUES	GENERAL M & O FUND				ALL OTHER FUNDS			
	Prior Year Actual 2014-2015	Prior Year Actual 2015-2016	Prior Year Actual/Budget 2016-2017	Proposed Budget 2017-2018	Prior Year Actual 2014-2015	Prior Year Actual 2015-2016	Prior Year Actual/Budget 2016-2017	Proposed Budget 2017-2018
Beginning Balances	821,249	52,194	-	413,752	1,897,955	1,751,792	56,367	1,158,000
Local Tax Revenue	5,322,901	5,214,086	6,172,585	9,040,534	2,058,210	2,260,458	2,274,100	2,920,695
Other Local	315,354	426,936	185,900	157,000	682,186	686,732	693,652	812,059
County Revenue	-	-	-	-	-	-	-	-
State Revenue	19,869,158	20,981,192	21,964,176	23,562,660	275,603	386,545	528,239	593,814
Federal Revenue	310,891	231,087	165,000	200,000	2,810,547	2,619,105	2,779,284	2,673,162
Other Sources	31,186	10	-	-	285,411	270,254	555,522	466,722
Totals	\$ 26,670,739	\$ 26,905,505	28,487,661	33,373,946	\$ 8,009,911	\$ 7,974,886	\$ 6,887,164.00	\$ 8,624,452.00
EXPENDITURES	Prior Year Actual 2014-2015	Prior Year Actual 2015-2016	Prior Year Actual/Budget 2016-2017	Proposed Budget 2017-2018	Prior Year Actual 2014-2015	Prior Year Actual 2015-2016	Prior Year Actual/Budget 2016-2017	Proposed Budget 2017-2018
Salaries	17,714,466	17,865,969	19,052,098	21,216,071	1,501,664	1,523,564	1,683,347	1,609,386
Benefits	5,224,386	5,280,917	5,781,185	6,961,594	439,023	447,844	517,754	505,689
Purchased Services	1,710,726	1,734,192	1,716,460	2,402,994	956,736	981,261	1,160,412	1,019,222
Supplies & Materials	1,528,744	1,432,691	1,120,555	1,164,482	822,703	847,243	776,653	786,925
Capital Outlay	24,626	150	-	-	1,032,066	799,874	1,216,718	1,487,520
Debt Retirement	-	200,036	-	-	1,457,153	1,461,175	1,474,100	1,474,175
Insurance & Judgments	130,187	133,962	136,641	143,215	17,589	16,842	17,390	17,766
Transfers (net)	285,411	270,254	555,522	466,722	31,186	3	-	-
Contingency Reserve	-	-	125,200	250,000	-	-	-	-
Unappropriated Balances	52,194	(12,666)	-	768,868	1,751,792	1,897,081	40,790	1,723,769
Totals	\$ 26,670,739	\$ 26,905,505	28,487,661	33,373,946	\$ 8,009,911	\$ 7,974,886	\$ 6,887,164.00	\$ 8,624,452.00

The following rate adjustments will also be proposed during this public hearing:

	Old	New	Change
Timberlake High School Student Parking	3.00	15.00	400%
Lakeland High School Student Parking	10.00	15.00	50.00%
Elementary Meals	2.60	2.70	3.7%
Secondary Meals	3.00	3.10	3.2%
Adult Meal Rate	3.70	3.75	1.2%



SCHOOL DISTRICT BUDGET

2017 – 2018

Name of School District

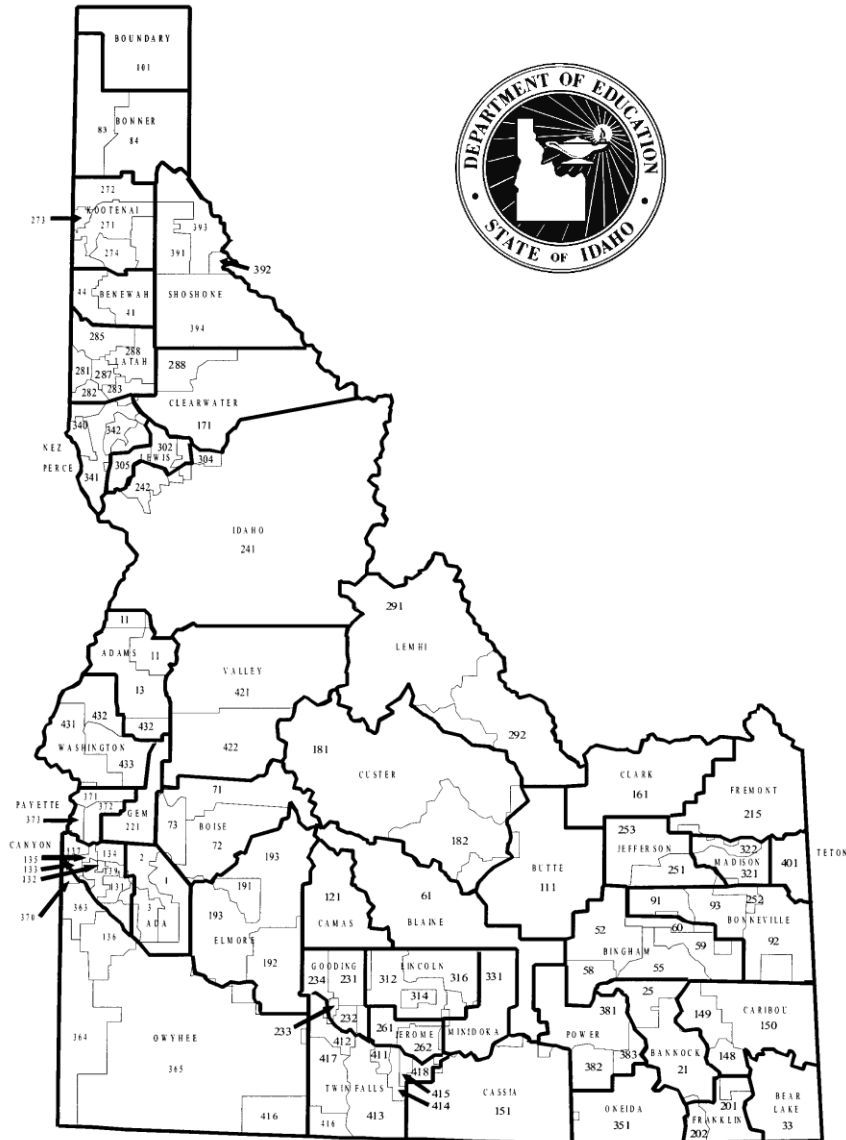
School District Number

County

Sherri Ybarra
STATE SUPERINTENDENT OF PUBLIC INSTRUCTION

DEPARTMENT OF EDUCATION

**P.O. BOX 83720
BOISE, 83720-0027**



CODE	CONTENTS	BUDGET INCLUDED*	2017 - 2018 SCHOOL BUDGET	
GENERAL FUND				
100	General M & O	_____*		
SPECIAL REVENUE FUNDS				
220	Forest Reserve Fund	_____*		
230-239	Special Project (Local)	_____*		
240-249	Special Project (State)	_____*		
250-289	Special Project (Federal)	_____*		
290	Child Nutrition Fund	_____*		
DEBT SERVICE FUNDS				
310	Bond Redemption & Interest Fund	_____*		
CAPITAL PROJECT FUNDS				
410	Capital Construction Project Fund	_____		
420	Plant Facilities Fund	_____*		
430	Plant Facilities Fund - School Bldg Main - Student Occupied Fund	_____		
ENTERPRISE FUNDS				
510	Enterprise Fund	_____		
INTERNAL SERVICE FUNDS				
610	Internal Service Fund	_____		
710/720	Trust Funds	_____		

This document represents the Board of Trustees' estimate of revenues, proposed expenditures and the fund balances of available school funds for the 2017 - 2018 fiscal year. The planning, preparation and presentation of the budget has been directed by the Board of Trustees and the use of these resources will enable the school district to accomplish its goals and objectives for the school year.

In compliance with Section 33-801, Idaho Code, and the policy of the State Superintendent of Public Instruction, this document has been presented at a public hearing in the school district on June 12, 2017 and the Board of Trustees formally adopted this budget on June 12, 2017.

SIGNED:

 SUPERINTENDENT/CHARTER SCHOOL ADMINISTRATOR
 Brian Wallace
 CONTACT PERSON (PLEASE PRINT)
 brian.wallace@lakeland272.org
 EMAIL ADDRESS
 208-687-0431
 PHONE NUMBER

 CHAIRPERSON OF THE BOARD
 Lakeland Joint School District #272
 SCHOOL DISTRICT/CHARTER NAME
 June 12, 2017
 DATE
 Copy on file in the Office of the Superintendent of Public Instruction

* Indicate with an asterisk which reports are included in this document.

Voter Approved Fund Tracker
Attach to L-2 Form If Applicable

District Name: Lakeland Joint School District #272

Fund	Date of Election (If current year attach copy of Ballot)	Term of Initiative	Annual Amount Authorized by Voters	1st Calendar Year Levied
------	--	-----------------------	--	-----------------------------

Override Funds Available to All Districts

2 Yr Override I.C. §63-802		2		
Permanent Override I.C. §63-802				

School District Funds

Supplemental Funds

Temporary School Supplemental I.C. §33-802(3)	3/14/2017	2	8,990,534	2018
Permanent School Supplemental I.C. §33-802(5)				
Plant Facilities Transfer to Supplemental I.C. §33-804				

(Total Plant Facilities and Transfer to Supplemental can not exceed the annual Plant Facilities approved by voters.)

Cosa Funds

COSA Funds (50% Voter Approval 10 yr)				
COSA Maintenance (2/3 Voter Approval 10 yr)				
COSA Plant Facilities (3 yrs)				

Plant Facilities Funds

Plant Facilities (10 yrs)	3/14/2017	5	1,146,520	2018
If voters approved an increase in the annual amount but did not change the term enter the amount of increase here.				
Safe School Plant Facilities (20 yrs)				
If voters approved an increase in the annual amount but did not change the term enter the amount of increase here.				

District Bond Fund(s) (refer to district code for specifics)

	Bond Election Date	Bond Expiration Date	Prior Year P-Tax \$	Current Year P-Tax \$	% Change (+/- 20% Explanation Required)	"Yes" = Explanation Required
Bond (1) Series 2012 Refunding*	10/14/2003	August 2023	500,638.03	603,219	20%	YES
Bond (2) Series 2013 Refunding*	10/18/2005	August 2025	972,543.97	1,170,956	20%	YES
Bond (3)						
Bond (4)						

*The District is utilizing the 21-month debt service calculation (Section 33-802A, Idaho Code) to establish a debt service reserve.

SUMMARY STATEMENT 2017 - 2018 SCHOOL BUDGET

ALL FUNDS

School District: Lakeland Joint School District #272

REVENUES	GENERAL M & O FUND				ALL OTHER FUNDS			
	Prior Year Actual 2014-2015	Prior Year Actual 2015-2016	Prior Year Actual/Budget 2016-2017	Proposed Budget 2017-2018	Prior Year Actual 2014-2015	Prior Year Actual 2015-2016	Prior Year Actual/Budget 2016-2017	Proposed Budget 2017-2018
Beginning Balances	821,249	52,194	-	413,752	1,897,955	1,751,792	56,367	1,158,000
Local Tax Revenue	5,322,901	5,214,086	6,172,585	9,040,534	2,058,210	2,260,458	2,274,100	2,920,695
Other Local	315,354	426,936	185,900	157,000	682,186	686,732	693,652	812,059
County Revenue	-			-				-
State Revenue	19,869,158	20,981,192	21,964,176	23,562,660	275,603	386,545	528,239	593,814
Federal Revenue	310,891	231,087	165,000	200,000	2,810,547	2,619,105	2,779,284	2,673,162
Other Sources	31,186	10			285,411	270,254	555,522	466,722
Totals	\$ 26,670,739	\$ 26,905,505	28,487,661	33,373,946	\$ 8,009,911	\$ 7,974,886	\$ 6,887,164.00	\$ 8,624,452.00
EXPENDITURES	Prior Year Actual 2014-2015	Prior Year Actual 2015-2016	Prior Year Actual/Budget 2016-2017	Proposed Budget 2017-2018	Prior Year Actual 2014-2015	Prior Year Actual 2015-2016	Prior Year Actual/Budget 2016-2017	Proposed Budget 2017-2018
Salaries	17,714,466	17,865,969	19,052,098	21,216,071	1,501,664	1,523,564	1,683,347	1,609,386
Benefits	5,224,386	5,280,917	5,781,185	6,961,594	439,023	447,844	517,754	505,689
Purchased Services	1,710,726	1,734,192	1,716,460	2,402,994	956,736	981,261	1,160,412	1,019,222
Supplies & Materials	1,528,744	1,432,691	1,120,555	1,164,482	822,703	847,243	776,653	786,925
Capital Outlay	24,626	150			1,032,066	799,874	1,216,718	1,487,520
Debt Retirement		200,036			1,457,153	1,461,175	1,474,100	1,474,175
Insurance & Judgments	130,187	133,962	136,641	143,215	17,589	16,842	17,390	17,766
Transfers (net)	285,411	270,254	555,522	466,722	31,186	3		
Contingency Reserve			125,200	250,000				
Unappropriated Balances	52,194	(12,666)	-	768,868	1,751,792	1,897,081	40,790	1,723,769
Totals	\$ 26,670,739	\$ 26,905,505	28,487,661	33,373,946	\$ 8,009,911	\$ 7,974,886	\$6,887,164.00	\$ 8,624,452.00

SUMMARY STATEMENT 2017 - 2018 SCHOOL BUDGET

ALL FUNDS

School District Number: 272

School District Name: Lakeland Joint School District

		GENERAL M & O FUND #100	ALL OTHER FUNDS	TOTAL FUNDS
Budget Line	REVENUES	Proposed Budget 2017 - 2018	Proposed Budget 2017 - 2018	Proposed Budget 2017 - 2018
#01	Beginning Balances	\$ 413,752.00	\$ 1,158,000.00	1,571,752.00
#39	Local Revenue	9,197,534.00	3,732,754.00	12,930,288.00
#41	County Revenue	-	-	-
#55	State Revenue	23,562,660.00	593,814.00	24,156,474.00
#68	Federal Revenue	200,000.00	2,673,162.00	2,873,162.00
#72	Other Sources	-	-	-
#76	Transfers*	-	466,722.00	466,722.00
	Totals	\$ 33,373,946.00	\$ 8,624,452.00	41,998,398.00

			GENERAL M & O FUND #100	ALL OTHER FUNDS	TOTAL FUNDS
Budget Line	OBJ #	EXPENDITURES	Proposed Budget 2017 - 2018	Proposed Budget 2017 - 2018	Proposed Budget 2017 - 2018
#63	100	Salaries	\$ 21,216,071.00	\$ 1,609,386.00	22,825,457.00
#63	200	Benefits	6,961,594.00	505,689.00	7,467,283.00
#63	300	Purchased Services	2,402,994.00	1,019,222.00	3,422,216.00
#63	400	Supplies & Materials	1,164,482.00	786,925.00	1,951,407.00
#63	500	Capital Outlay	-	1,487,520.00	1,487,520.00
#63	600	Debt Retirement	-	1,474,175.00	1,474,175.00
#63	700	Insurance & Judgments	143,215.00	17,766.00	160,981.00
#63	800	Transfers*	466,722.00	-	466,722.00
#66		Contingency Reserve**	250,000.00	-	250,000.00
#79		Unappropriated Balances	768,868.00	1,723,769.00	2,492,637.00
		Totals	\$ 33,373,946.00	\$ 8,624,452.00	41,998,398.00

**All transfers-in and transfers-out should net to zero.*

*** Contingency Reserve can not exceed 5% of the General Fund*

*****PLEASE RETURN THIS PAGE TO THE STATE DEPARTMENT OF EDUCATION*****

**BUDGET
REVENUES**
July 1, 2017 - June 30, 2018

NOTE: Round each entry to the nearest dollar amount.

Line	Code	REVENUES Item	Prior Year Budget	Proposed Budget		Line	Code	REVENUES Item	Prior Year Budget	Proposed Budget	
				Line Amounts	Totals					Line Amounts	Totals
1	320000	Estimated Fund Balance, July 1		*****	\$413,752.00	40	429000	Other County			
2						41	420000	TOTAL COUNTY	0.00	*****	0.00
3	411100	Taxes - General M & O				42					
4	411200	Taxes - Supplemental	5,300,000.00	8,990,534.00		43	431100	Base Support Program	17,570,000	18,691,866.00	
5	411300	Taxes - Emergency	822,585.00			44	431200	Transportation Support	1,100,000.00	1,100,000.00	
6	411400	Taxes - Tort	50,000.00	50,000.00		45	431400	Exceptional Child/SED Support			
7	411500	Taxes - Cooperative				46	431500	Border Tuition Support			
8	411600	Taxes - Tuition				47	431600	Tuition Equivalency		30,000.00	
9	411700	Taxes - Migrant				48	431800	Benefit Apportionment	2,289,095.00	2,475,213.00	
10	411900	Taxes - Other				49	431900	Other State Support	693,104.00	939,076.00	
11	412100	Taxes - Plant Facility				50	432100	Driver Education Program			
12	412500	Taxes - Bond & Interest				51	432400	Professional Technical Program			
13		TOTAL TAXES	6,172,585.00	*****	9,040,534.00	52	437000	Lottery/Additional State Maintenance	248,000.00	262,528.00	
14	413000	Penalty: Delinquent Taxes	69,000.00	60,000.00		53	438000	Revenue in Lieu of/Tax Replacement	63,977.00	63,977.00	
15						54	439000	Other State Revenue			
16	414100	Tuition From Individuals				55	430000	TOTAL STATE	21,964,176.00	*****	23,562,660.00
17	414200	Tuition From Districts in Idaho				56					
18	414300	Tuition From Out of State Districts				57					
19						58	442000	Indirect Unrestricted Federal	165,000.00	200,000.00	
20	415000	Earnings on Investments	5,000.00	22,000.00		59	443000	Direct Restricted Federal			
21						60	445100	Title I - ESEA			
22	416100	School Food Service				61	445200	Title VI, ESEA - Innovative Practices Program			
23	416200	Meal Sales: Non-reimbur.				62	445300	Perkins III - Vocational Technical Act			
24	416900	Other Food Sales				63	445400	Adult Education			
25						64	445500	Child Nutrition Reimbursement			
26	417100	Admissions/Activities				65	445600	IDEA Part B (School Age & Preschool)			
27	417200	Bookstore Sales				66	445900	Other Indirect Federal Programs			
28	417300	Clubs, Org. Dues, Etc.				67	448200	Impact Aid - P.L. 874			
29	417400	School Fees & Charges				68	440000	TOTAL FEDERAL	165,000.00	*****	200,000.00
30	417900	Other Student Revenues				69					
31						70	451000	Proceeds: Bonds, Capital Leases, et. al.			
32	418100	Community Service	500.00			71	453000	Sale of Fixed Assets			
33						72	450000	TOTAL OTHER	0.00	*****	0.00
34	419100	Rentals				73					
35	419200	Contributions/Donations				74		TOTAL REVENUES	28,487,661.00	*****	32,960,194.00
36	419300	Transportation Fees				75					
37	419900	Other Local	111,400.00	75,000.00		76	460000	TRANSFERS IN			0.00
38		TOTAL OTHER LOCAL	185,900.00	*****	157,000.00	77					
39	410000	TOTAL LOCAL (Line 13 + 38)	6,358,485.00	*****	9,197,534.00		400000	TOTAL BALANCE + REVENUES + TRANSFERS (Lines 1 + 74 + 76)	\$28,487,661.00	*****	\$33,373,946.00

**BUDGET
EXPENDITURES**

July 1, 2017 - June 30, 2018

NOTE: Round each entry to the nearest dollar amount.

Line	Code	EXPENDITURES Functions/Programs	Prior Year Budget	Proposed Budget	100 Salaries	200 Benefits	300 Purchased Services	400 Supplies Materials	500 Capital Objects	600 Debt Retirement	700 Insurance- Judgment	800 Transfers
1	512	Elementary School Program	\$7,083,431.00	\$8,370,319.00	\$6,138,847.00	\$1,983,014.00	\$58,708.00	\$189,750.00				
2	515	Secondary School Program	\$6,958,008.00	7,542,051.00	5,496,741.00	1,750,953.00	46,246.00	248,111.00				
3	517	Alternative School Program	\$540,863.00	581,990.00	445,236.00	127,656.00	1,812.00	7,286.00				
4	519	Vocational-Technical Program		0.00								
5	521	Special Education Program	\$1,226,782.00	1,851,316.00	1,335,860.00	503,456.00	1,500.00	10,500.00				
6	522	Special Education Preschool Program		0.00								
7	524	Gifted & Talented Program	\$107,942.00	110,562.00	76,125.00	26,937.00	2,000.00	5,500.00				
8	531	Interscholastic Program	\$714,756.00	938,728.00	609,732.00	138,546.00	190,200.00	250.00				
9	532	School Activity Program		0.00								
10	541	Summer School Program	\$69,223.00	90,828.00	75,250.00	15,528.00		50.00				
11	542	Adult School Program	\$538.00	0.00								
12	546	Detention Center Program		0.00								
13												
14	500	TOTAL INSTRUCTION	\$16,701,543.00	\$19,485,794.00	\$14,177,791.00	\$4,546,090.00	\$300,466.00	\$461,447.00	\$0.00	\$0.00	\$0.00	\$0.00
15												
16	611	Attendance-Guidance-Health Program	1,151,010.00	1,167,019.00	928,408.00	223,311.00	5,000.00	10,300.00				
17	616	Special Education Support Services Prog	691,155.00	648,242.00	376,911.00	74,266.00	188,665.00	8,400.00				
18												
19	621	Instruction Improvement Program	418,593.00	433,408.00	277,514.00	74,655.00	66,739.00	14,500.00				
20	622	Educational Media Program	557,667.00	623,832.00	383,493.00	206,882.00		33,457.00				
21	623	Instruction-Related Technology Program	455,633.00	579,114.00	259,275.00	145,635.00	142,204.00	32,000.00				
22	631	Board of Education Program	93,585.00	92,374.00			56,000.00	2,800.00			33,574.00	
23	632	District Administration Program	594,384.00	664,956.00	470,569.00	136,669.00	26,160.00	31,558.00				
24												
25	641	School Administration Program	2,202,334.00	2,324,581.00	1,722,676.00	572,987.00	6,500.00	22,418.00				
26												
27	651	Business Operation Program	291,271.00	315,754.00	246,187.00	46,827.00	12,240.00	10,500.00				
28	655	Central Service Program		0.00								
29	656	Administrative Technology Services Prog	88,310.00	252,000.00			232,000.00	20,000.00				
30	661	Buildings-Care Program (Custodial)	1,917,916.00	2,308,536.00	763,116.00	335,469.00	1,067,770.00	60,000.00			82,181.00	
31	663	Maintenance - Non Student Occupied	67,500.00	68,000.00			43,000.00	25,000.00				
32	664	Maintenance - Student Occupied Bldgs	930,834.00	1,112,936.00	604,429.00	207,807.00	185,700.00	115,000.00				
33	665	Maintenance - Grounds		0.00								
34	667	Security Program		0.00								
35												
36	681	Pupil - To School Trans. Program	1,608,809.00	1,774,765.00	1,005,702.00	390,996.00	57,550.00	307,102.00			13,415.00	
37	682	Pupil - Activity Trans. Program		0.00								
38	683	General Transportation Program	36,395.00	37,045.00			13,000.00	10,000.00			14,045.00	
		Subtotal (carried over to page b)	11,105,396.00	12,402,562.00	7,038,280.00	2,415,504.00	2,102,528.00	703,035.00	0.00	0.00	143,215.00	0.00

**BUDGET
EXPENDITURES**
July 1, 2017 - June 30, 2018

NOTE: Round each entry to the nearest dollar amount.

Line	Code	EXPENDITURES Functions/Programs	Prior Year Budget	Proposed Budget	100 Salaries	200 Benefits	300 Purchased Services	400 Supplies Materials	500 Capital Objects	600 Debt Retirement	700 Insurance- Judgment	800 Transfers
39	691	Other Support Services Program		\$0.00								
40												
41	600	TOTAL SUPPORT SERVICES	\$11,105,396.00	\$12,402,562.00	\$7,038,280.00	\$2,415,504.00	\$2,102,528.00	\$703,035.00	\$0.00	\$0.00	\$143,215.00	\$0.00
42												
44	710	Child Nutrition Program		0.00								
45	720	Community Services Program		0.00								
46	730	Enterprise Operations		0.00								
47												
48	700	TOTAL NON-INSTRUCTION	\$0.00	\$0.00	\$0.00	\$0.00	\$0.00	\$0.00	\$0.00	\$0.00	\$0.00	\$0.00
49												
50	810	Capital Assets - Student Occupied		0.00								
51	811	Capital Assets - NonStudent Occupied		0.00								
52												
53	800	TOTAL CAPITAL ASSET PROGRAMS	\$0.00	\$0.00	\$0.00	\$0.00	\$0.00	\$0.00	\$0.00	\$0.00	\$0.00	\$0.00
54												
55	911	Debt Services Program - Principal		0.00								
56	912	Debt Services Program - Interest		0.00								
57	913	Debt Services Program - Refunded Debt		0.00								
58	920	Transfers Out	555,522.00	466,722.00								466,722.00
59												
60	900	TOTAL OTHER SERVICES	\$555,522.00	\$466,722.00	\$0.00	\$0.00	\$0.00	\$0.00	\$0.00	\$0.00	\$0.00	\$466,722.00
61												
62		TOTAL EXPENDITURES (Lines 14+41+48+53+60)	\$28,362,461.00	\$32,355,078.00	\$21,216,071.00	\$6,961,594.00	\$2,402,994.00	\$1,164,482.00	\$0.00	\$0.00	\$143,215.00	\$466,722.00
63												
64												
65	950	Contingency Reserve										
66			125,200.00	250,000.00								
67												
68		TOTAL APPROPRIATION (Line 63 + line 66)	\$28,487,661.00	\$32,605,078.00								
69												
70												
71												
72		BUDGET SUMMARY										
73												
74		Beginning Fund Balance		413,752.00								
75		Revenues + Transfers In	28,487,661.00	32,960,194.00								
76		TOTAL REVENUE (lines 74 + 75)	28,487,661.00	33,373,946.00								
77												
78		Total Appropriation	28,487,661.00	32,605,078.00								
79		Unappropriated Balance		768,868.00								
80		TOTAL APPROPRIATION (lines 78 + 79)	\$28,487,661.00	\$33,373,946.00								

**BUDGET
REVENUES**

July 1, 2017 - June 30, 2018

NOTE: Round each entry to the nearest dollar amount.

Line	Code	REVENUES Item	Prior Year Budget	Proposed Budget		Line	Code	REVENUES Item	Prior Year Budget	Proposed Budget	
				Line Amounts	Totals					Line Amounts	Totals
1	320000	Estimated Fund Balance, July 1		*****		40	429000	Other County			
2						41	420000	TOTAL COUNTY	0.00	*****	0.00
3	411100	Taxes - General M & O				42					
4	411200	Taxes - Supplemental				43	431100	Base Support Program			
5	411300	Taxes - Emergency				44	431200	Transportation Support			
6	411400	Taxes - Tort				45	431400	Exceptional Child/SED Support			
7	411500	Taxes - Cooperative				46	431500	Border Tuition Support			
8	411600	Taxes - Tuition				47	431600	Tuition Equivalency			
9	411700	Taxes - Migrant				48	431800	Benefit Apportionment			
10	411900	Taxes - Other				49	431900	Other State Support			
11	412100	Taxes - Plant Facility				50	432100	Driver Education Program			
12	412500	Taxes - Bond & Interest				51	432400	Professional Technical Program			
13		TOTAL TAXES	0.00	*****	0.00	52	437000	Lottery/Additional State Maintenance			
14	413000	Penalty: Delinquent Taxes				53	438000	Revenue in Lieu of/Tax Replacement			
15						54	439000	Other State Revenue			
16	414100	Tuition From Individuals				55	430000	TOTAL STATE	0.00	*****	0.00
17	414200	Tuition From Districts in Idaho				56					
18	414300	Tuition From Out of State Districts				57					
19						58	442000	Indirect Unrestricted Federal	30,650.00	4,388.00	
20	415000	Earnings on Investments				59	443000	Direct Restricted Federal			
21						60	445100	Title I - ESEA			
22	416100	School Food Service				61	445200	Title VI, ESEA - Innovative Practices Program			
23	416200	Meal Sales: Non-reimbur.				62	445300	Perkins III - Vocational Technical Act			
24	416900	Other Food Sales				63	445400	Adult Education			
25						64	445500	Child Nutrition Reimbursement			
26	417100	Admissions/Activities				65	445600	IDEA Part B (School Age & Preschool)			
27	417200	Bookstore Sales				66	445900	Other Indirect Federal Programs			
28	417300	Clubs, Org. Dues, Etc.				67	448200	Impact Aid - P.L. 874			
29	417400	School Fees & Charges				68	440000	TOTAL FEDERAL	30,650.00	*****	4,388.00
30	417900	Other Student Revenues				69					
31						70	451000	Proceeds: Bonds, Capital Leases, et. al.			
32	418100	Community Service				71	453000	Sale of Fixed Assets			
33						72	450000	TOTAL OTHER	0.00	*****	0.00
34	419100	Rentals				73					
35	419200	Contributions/Donations				74		TOTAL REVENUES	30,650.00	*****	4,388.00
36	419300	Transportation Fees				75					
37	419900	Other Local				76	460000	TRANSFERS IN			0.00
38		TOTAL OTHER LOCAL	0.00	*****	0.00	77					
39	410000	TOTAL LOCAL (Line 13 + 38)	0.00	*****	0.00		400000	TOTAL BALANCE + REVENUES + TRANSFERS (Lines 1 + 74 + 76)	\$30,650.00	*****	\$4,388.00

**BUDGET
EXPENDITURES**

July 1, 2017 - June 30, 2018

NOTE: Round each entry to the nearest dollar amount.

Line	Code	EXPENDITURES Functions/Programs	Prior Year Budget	Proposed Budget	100 Salaries	200 Benefits	300 Purchased Services	400 Supplies Materials	500 Capital Objects	600 Debt Retirement	700 Insurance- Judgment	800 Transfers
1	512	Elementary School Program		\$0.00								
2	515	Secondary School Program		0.00								
3	517	Alternative School Program		0.00								
4	519	Vocational-Technical Program		0.00								
5	521	Special Education Program		0.00								
6	522	Special Education Preschool Program		0.00								
7	524	Gifted & Talented Program		0.00								
8	531	Interscholastic Program		0.00								
9	532	School Activity Program		0.00								
10	541	Summer School Program		0.00								
11	542	Adult School Program		0.00								
12	546	Detention Center Program		0.00								
13												
14	500	TOTAL INSTRUCTION	\$0.00	\$0.00	\$0.00	\$0.00	\$0.00	\$0.00	\$0.00	\$0.00	\$0.00	\$0.00
15												
16	611	Attendance-Guidance-Health Program		0.00								
17	616	Special Education Support Services Prog		0.00								
18												
19	621	Instruction Improvement Program		0.00								
20	622	Educational Media Program		0.00								
21	623	Instruction-Related Technology Program		0.00								
22	631	Board of Education Program		0.00								
23	632	District Administration Program		0.00								
24												
25	641	School Administration Program		0.00								
26												
27	651	Business Operation Program		0.00								
28	655	Central Service Program		0.00								
29	656	Administrative Technology Services Prog		0.00								
30	661	Buildings-Care Program (Custodial)		0.00								
31	663	Maintenance - Non Student Occupied		0.00								
32	664	Maintenance - Student Occupied Bldgs		0.00								
33	665	Maintenance - Grounds		0.00								
34	667	Security Program		0.00								
35												
36	681	Pupil - To School Trans. Program		0.00								
37	682	Pupil - Activity Trans. Program		0.00								
38	683	General Transportation Program		0.00								

**BUDGET
EXPENDITURES**
July 1, 2017 - June 30, 2018

NOTE: Round each entry to the nearest dollar amount.

Line	Code	EXPENDITURES Functions/Programs	Prior Year Budget	Proposed Budget	100 Salaries	200 Benefits	300 Purchased Services	400 Supplies Materials	500 Capital Objects	600 Debt Retirement	700 Insurance- Judgment	800 Transfers
39	691	Other Support Services Program	\$30,650.00	\$4,388.00			\$4,388.00					
40												
41	600	TOTAL SUPPORT SERVICES	\$30,650.00	\$4,388.00	\$0.00	\$0.00	\$4,388.00	\$0.00	\$0.00	\$0.00	\$0.00	\$0.00
42												
44	710	Child Nutrition Program		0.00								
45	720	Community Services Program		0.00								
46	730	Enterprise Operations		0.00								
47												
48	700	TOTAL NON-INSTRUCTION	\$0.00	\$0.00	\$0.00	\$0.00	\$0.00	\$0.00	\$0.00	\$0.00	\$0.00	\$0.00
49												
50	810	Capital Assets - Student Occupied		0.00								
51	811	Capital Assets - NonStudent Occupied		0.00								
52												
53	800	TOTAL CAPITAL ASSET PROGRAMS	\$0.00	\$0.00	\$0.00	\$0.00	\$0.00	\$0.00	\$0.00	\$0.00	\$0.00	\$0.00
54												
55	911	Debt Services Program - Principal		0.00								
56	912	Debt Services Program - Interest		0.00								
57	913	Debt Services Program - Refunded Debt		0.00								
58	920	Transfers Out		0.00								
59												
60	900	TOTAL OTHER SERVICES	\$0.00	\$0.00	\$0.00	\$0.00	\$0.00	\$0.00	\$0.00	\$0.00	\$0.00	\$0.00
61												
62		TOTAL EXPENDITURES										
63		(Lines 14+41+48+53+60)	\$30,650.00	\$4,388.00	\$0.00	\$0.00	\$4,388.00	\$0.00	\$0.00	\$0.00	\$0.00	\$0.00
64												
65												
66												
67												
68												
69												
70												
71												
72		BUDGET SUMMARY										
73												
74		Beginning Fund Balance										
75		Revenues + Transfers In	30,620.00	4,388.00								
76		TOTAL REVENUE (lines 74 + 75)	30,620.00	4,388.00								
77												
78		Total Appropriation	30,650.00	4,388.00								
79		Unappropriated Balance										
80		TOTAL APPROPRIATION (lines 78 + 79)	\$30,650.00	\$4,388.00								

**BUDGET
REVENUES**
July 1, 2017 - June 30, 2018

**SPECIAL LOCAL
230 THROUGH 239**

FUND NAME: B.A.S.E.

FUND NO: 232

NOTE: Round each entry to the nearest dollar amount.

Line	Code	REVENUES Item	Prior Year Budget	Proposed Budget		Line	Code	REVENUES Item	Prior Year Budget	Proposed Budget	
				Line Amounts	Totals					Line Amounts	Totals
1	320000	Estimated Fund Balance, July 1		*****		40	429000	Other County			
2						41	420000	TOTAL COUNTY	0.00	*****	0.00
3	411100	Taxes - General M & O				42					
4	411200	Taxes - Supplemental				43	431100	Base Support Program			
5	411300	Taxes - Emergency				44	431200	Transportation Support			
6	411400	Taxes - Tort				45	431400	Exceptional Child/SED Support			
7	411500	Taxes - Cooperative				46	431500	Border Tuition Support			
8	411600	Taxes - Tuition				47	431600	Tuition Equivalency			
9	411700	Taxes - Migrant				48	431800	Benefit Apportionment			
10	411900	Taxes - Other				49	431900	Other State Support			
11	412100	Taxes - Plant Facility				50	432100	Driver Education Program			
12	412500	Taxes - Bond & Interest				51	432400	Professional Technical Program			
13		TOTAL TAXES	0.00	*****	0.00	52	437000	Lottery/Additional State Maintenance			
14	413000	Penalty: Delinquent Taxes				53	438000	Revenue in Lieu of/Tax Replacement			
15						54	439000	Other State Revenue			
16	414100	Tuition From Individuals				55	430000	TOTAL STATE	0.00	*****	0.00
17	414200	Tuition From Districts in Idaho				56					
18	414300	Tuition From Out of State Districts				57					
19						58	442000	Indirect Unrestricted Federal			
20	415000	Earnings on Investments				59	443000	Direct Restricted Federal			
21						60	445100	Title I - ESEA			
22	416100	School Food Service				61	445200	Title VI, ESEA - Innovative Practices Program			
23	416200	Meal Sales: Non-reimbur.				62	445300	Perkins III - Vocational Technical Act			
24	416900	Other Food Sales				63	445400	Adult Education			
25						64	445500	Child Nutrition Reimbursement			
26	417100	Admissions/Activities				65	445600	IDEA Part B (School Age & Preschool)			
27	417200	Bookstore Sales				66	445900	Other Indirect Federal Programs			
28	417300	Clubs, Org. Dues, Etc.				67	448200	Impact Aid - P.L. 874			
29	417400	School Fees & Charges				68	440000	TOTAL FEDERAL	0.00	*****	0.00
30	417900	Other Student Revenues				69					
31						70	451000	Proceeds: Bonds, Capital Leases, et. al.			
32	418100	Community Service				71	453000	Sale of Fixed Assets			
33						72	450000	TOTAL OTHER	0.00	*****	0.00
34	419100	Rentals				73					
35	419200	Contributions/Donations				74		TOTAL REVENUES	270,760.00	*****	343,000.00
36	419300	Transportation Fees				75					
37	419900	Other Local	270,760.00	343,000.00		76	460000	TRANSFERS IN			0.00
38		TOTAL OTHER LOCAL	270,760.00	*****	343,000.00	77					
39	410000	TOTAL LOCAL (Line 13 + 38)	270,760.00	*****	343,000.00		400000	TOTAL BALANCE + REVENUES + TRANSFERS (Lines 1 + 74 + 76)	\$270,760.00	*****	\$343,000.00

**BUDGET
EXPENDITURES**

July 1, 2017 - June 30, 2018

**SPECIAL LOCAL
230 THROUGH 239**

FUND NAME: B.A.S.E

FUND NO: 232

NOTE: Round each entry to the nearest dollar amount.

Line	Code	EXPENDITURES Functions/Programs	Prior Year	Proposed	100	200	300	400	500	600	700	800
			Budget	Budget	Salaries	Benefits	Purchased Services	Supplies Materials	Capital Objects	Debt Retirement	Insurance-Judgment	Transfers
1	512	Elementary School Program	\$270,760.00	\$309,888.00	\$211,917.00	\$81,071.00	\$6,500.00	\$4,400.00	\$6,000.00			
2	515	Secondary School Program		0.00								
3	517	Alternative School Program		0.00								
4	519	Vocational-Technical Program		0.00								
5	521	Special Education Program		0.00								
6	522	Special Education Preschool Program		0.00								
7	524	Gifted & Talented Program		0.00								
8	531	Interscholastic Program		0.00								
9	532	School Activity Program		0.00								
10	541	Summer School Program		0.00								
11	542	Adult School Program		0.00								
12	546	Detention Center Program		0.00								
13												
14	500	TOTAL INSTRUCTION	\$270,760.00	\$309,888.00	\$211,917.00	\$81,071.00	\$6,500.00	\$4,400.00	\$6,000.00	\$0.00	\$0.00	\$0.00
15												
16	611	Attendance-Guidance-Health Program		0.00								
17	616	Special Education Support Services Prog		0.00								
18												
19	621	Instruction Improvement Program		0.00								
20	622	Educational Media Program		0.00								
21	623	Instruction-Related Technology Program		0.00								
22	631	Board of Education Program		0.00								
23	632	District Administration Program		0.00								
24												
25	641	School Administration Program		0.00								
26												
27	651	Business Operation Program		0.00								
28	655	Central Service Program		0.00								
29	656	Administrative Technology Services Prog		0.00								
30	661	Buildings-Care Program (Custodial)		0.00								
31	663	Maintenance - Non Student Occupied		0.00								
32	664	Maintenance - Student Occupied Bldgs		0.00								
33	665	Maintenance - Grounds		0.00								
34	667	Security Program		0.00								
35												
36	681	Pupil - To School Trans. Program		0.00								
37	682	Pupil - Activity Trans. Program		0.00								
38	683	General Transportation Program		0.00								
		Subtotal (carried over to page b)	0.00	0.00	0.00	0.00	0.00	0.00	0.00	0.00	0.00	0.00

**BUDGET
EXPENDITURES**
July 1, 2017 - June 30, 2018

**SPECIAL LOCAL
230 THROUGH 239**

FUND NAME: B.A.S.E
FUND NO: 232

NOTE: Round each entry to the nearest dollar amount.

Line	Code	EXPENDITURES Functions/Programs	Prior Year Budget	Proposed Budget	100 Salaries	200 Benefits	300 Purchased Services	400 Supplies Materials	500 Capital Objects	600 Debt Retirement	700 Insurance- Judgment	800 Transfers
39	691	Other Support Services Program		\$0.00								
40												
41	600	TOTAL SUPPORT SERVICES	\$0.00	\$0.00	\$0.00	\$0.00	\$0.00	\$0.00	\$0.00	\$0.00	\$0.00	\$0.00
42												
44	710	Child Nutrition Program		0.00								
45	720	Community Services Program		0.00								
46	730	Enterprise Operations		0.00								
47												
48	700	TOTAL NON-INSTRUCTION	\$0.00	\$0.00	\$0.00	\$0.00	\$0.00	\$0.00	\$0.00	\$0.00	\$0.00	\$0.00
49												
50	810	Capital Assets - Student Occupied		0.00								
51	811	Capital Assets - NonStudent Occupied		0.00								
52												
53	800	TOTAL CAPITAL ASSET PROGRAMS	\$0.00	\$0.00	\$0.00	\$0.00	\$0.00	\$0.00	\$0.00	\$0.00	\$0.00	\$0.00
54												
55	911	Debt Services Program - Principal		0.00								
56	912	Debt Services Program - Interest		0.00								
57	913	Debt Services Program - Refunded Debt		0.00								
58	920	Transfers Out		0.00								
59												
60	900	TOTAL OTHER SERVICES	\$0.00	\$0.00	\$0.00	\$0.00	\$0.00	\$0.00	\$0.00	\$0.00	\$0.00	\$0.00
61												
62		TOTAL EXPENDITURES										
63		(Lines 14+41+48+53+60)	\$270,760.00	\$309,888.00	\$211,917.00	\$81,071.00	\$6,500.00	\$4,400.00	\$6,000.00	\$0.00	\$0.00	\$0.00
64												
65												
66												
67												
68												
69												
70												
71												
72		BUDGET SUMMARY										
73												
74		Beginning Fund Balance										
75		Revenues + Transfers In	270,760.00	343,000.00								
76		TOTAL REVENUE (lines 74 + 75)	270,760.00	343,000.00								
77												
78		Total Appropriation	270,760.00	309,888.00								
79		Unappropriated Balance		33,112.00								
80		TOTAL APPROPRIATION (lines 78 + 79)	\$270,760.00	\$343,000.00								

**BUDGET
REVENUES**

July 1, 2017 - June 30, 2018

**SPECIAL STATE
240 THROUGH 249**

FUND NAME: Literacy Intervention

FUND NO: 242

NOTE: Round each entry to the nearest dollar amount.

Line	Code	REVENUES Item	Prior Year Budget	Proposed Budget		Line	Code	REVENUES Item	Prior Year Budget	Proposed Budget	
				Line Amounts	Totals					Line Amounts	Totals
1	320000	Estimated Fund Balance, July 1		*****		40	429000	Other County			
2						41	420000	TOTAL COUNTY	0.00	*****	0.00
3	411100	Taxes - General M & O				42					
4	411200	Taxes - Supplemental				43	431100	Base Support Program			
5	411300	Taxes - Emergency				44	431200	Transportation Support			
6	411400	Taxes - Tort				45	431400	Exceptional Child/SED Support			
7	411500	Taxes - Cooperative				46	431500	Border Tuition Support			
8	411600	Taxes - Tuition				47	431600	Tuition Equivalency			
9	411700	Taxes - Migrant				48	431800	Benefit Apportionment			
10	411900	Taxes - Other				49	431900	Other State Support			
11	412100	Taxes - Plant Facility				50	432100	Driver Education Program			
12	412500	Taxes - Bond & Interest				51	432400	Professional Technical Program			
13		TOTAL TAXES	0.00	*****	0.00	52	437000	Lottery/Additional State Maintenance			
14	413000	Penalty: Delinquent Taxes				53	438000	Revenue in Lieu of/Tax Replacement			
15						54	439000	Other State Revenue	139,500.00	141,753.00	
16	414100	Tuition From Individuals				55	430000	TOTAL STATE	139,500.00	*****	141,753.00
17	414200	Tuition From Districts in Idaho				56					
18	414300	Tuition From Out of State Districts				57					
19						58	442000	Indirect Unrestricted Federal			
20	415000	Earnings on Investments				59	443000	Direct Restricted Federal			
21						60	445100	Title I - ESEA			
22	416100	School Food Service				61	445200	Title VI, ESEA - Innovative Practices Program			
23	416200	Meal Sales: Non-reimbur.				62	445300	Perkins III - Vocational Technical Act			
24	416900	Other Food Sales				63	445400	Adult Education			
25						64	445500	Child Nutrition Reimbursement			
26	417100	Admissions/Activities				65	445600	IDEA Part B (School Age & Preschool)			
27	417200	Bookstore Sales				66	445900	Other Indirect Federal Programs			
28	417300	Clubs, Org. Dues, Etc.				67	448200	Impact Aid - P.L. 874			
29	417400	School Fees & Charges				68	440000	TOTAL FEDERAL	0.00	*****	0.00
30	417900	Other Student Revenues				69					
31						70	451000	Proceeds: Bonds, Capital Leases, et. al.			
32	418100	Community Service				71	453000	Sale of Fixed Assets			
33						72	450000	TOTAL OTHER	0.00	*****	0.00
34	419100	Rentals				73					
35	419200	Contributions/Donations				74		TOTAL REVENUES	139,500.00	*****	141,753.00
36	419300	Transportation Fees				75					
37	419900	Other Local				76	460000	TRANSFERS IN			0.00
38		TOTAL OTHER LOCAL	0.00	*****	0.00	77					
39	410000	TOTAL LOCAL (Line 13 + 38)	0.00	*****	0.00		400000	TOTAL BALANCE + REVENUES + TRANSFERS (Lines 1 + 74 + 76)	\$139,500.00	*****	\$141,753.00

**BUDGET
EXPENDITURES**

July 1, 2017 - June 30, 2018

**SPECIAL LOCAL
230 THROUGH 239**

FUND NAME: Literacy Intervention

FUND NO: 242

NOTE: Round each entry to the nearest dollar amount

Line	Code	EXPENDITURES Functions/Programs	Prior Year	Proposed	100	200	300	400	500	600	700	800
			Budget	Budget	Salaries	Benefits	Purchased Services	Supplies Materials	Capital Objects	Debt Retirement	Insurance-Judgment	Transfers
1	512	Elementary School Program	\$139,500.00	\$141,753.00	\$110,000.00	\$31,753.00						
2	515	Secondary School Program		0.00								
3	517	Alternative School Program		0.00								
4	519	Vocational-Technical Program		0.00								
5	521	Special Education Program		0.00								
6	522	Special Education Preschool Program		0.00								
7	524	Gifted & Talented Program		0.00								
8	531	Interscholastic Program		0.00								
9	532	School Activity Program		0.00								
10	541	Summer School Program		0.00								
11	542	Adult School Program		0.00								
12	546	Detention Center Program		0.00								
13												
14	500	TOTAL INSTRUCTION	\$139,500.00	\$141,753.00	\$110,000.00	\$31,753.00	\$0.00	\$0.00	\$0.00	\$0.00	\$0.00	\$0.00
15												
16	611	Attendance-Guidance-Health Program		0.00								
17	616	Special Education Support Services Prog		0.00								
18												
19	621	Instruction Improvement Program		0.00								
20	622	Educational Media Program		0.00								
21	623	Instruction-Related Technology Program		0.00								
22	631	Board of Education Program		0.00								
23	632	District Administration Program		0.00								
24												
25	641	School Administration Program		0.00								
26												
27	651	Business Operation Program		0.00								
28	655	Central Service Program		0.00								
29	656	Administrative Technology Services Prog		0.00								
30	661	Buildings-Care Program (Custodial)		0.00								
31	663	Maintenance - Non Student Occupiec		0.00								
32	664	Maintenance - Student Occupied Bldgs		0.00								
33	665	Maintenance - Grounds		0.00								
34	667	Security Program		0.00								
35												
36	681	Pupil - To School Trans. Program		0.00								
37	682	Pupil - Activity Trans. Program		0.00								
38	683	General Transportation Program		0.00								
		Subtotal (carried over to page b)	0.00	0.00	0.00	0.00	0.00	0.00	0.00	0.00	0.00	0.00

**BUDGET
EXPENDITURES**
July 1, 2017 - June 30, 2018

**SPECIAL LOCAL
230 THROUGH 239**

FUND NAME: Literacy Intervention
FUND NO: 242

NOTE: Round each entry to the nearest dollar amount.

Line	Code	EXPENDITURES Functions/Programs	Prior Year Budget	Proposed Budget	100 Salaries	200 Benefits	300 Purchased Services	400 Supplies Materials	500 Capital Objects	600 Debt Retirement	700 Insurance- Judgment	800 Transfers
39	691	Other Support Services Program		\$0.00								
40												
41	600	TOTAL SUPPORT SERVICES	\$0.00	\$0.00	\$0.00	\$0.00	\$0.00	\$0.00	\$0.00	\$0.00	\$0.00	\$0.00
42												
44	710	Child Nutrition Program		0.00								
45	720	Community Services Program		0.00								
46	730	Enterprise Operations		0.00								
47												
48	700	TOTAL NON-INSTRUCTION	\$0.00	\$0.00	\$0.00	\$0.00	\$0.00	\$0.00	\$0.00	\$0.00	\$0.00	\$0.00
49												
50	810	Capital Assets - Student Occupied		0.00								
51	811	Capital Assets - NonStudent Occupied		0.00								
52												
53	800	TOTAL CAPITAL ASSET PROGRAMS	\$0.00	\$0.00	\$0.00	\$0.00	\$0.00	\$0.00	\$0.00	\$0.00	\$0.00	\$0.00
54												
55	911	Debt Services Program - Principal		0.00								
56	912	Debt Services Program - Interest		0.00								
57	913	Debt Services Program - Refunded Debt		0.00								
58	920	Transfers Out		0.00								
59												
60	900	TOTAL OTHER SERVICES	\$0.00	\$0.00	\$0.00	\$0.00	\$0.00	\$0.00	\$0.00	\$0.00	\$0.00	\$0.00
61												
62		TOTAL EXPENDITURES										
63		(Lines 14+41+48+53+60)	\$139,500.00	\$141,753.00	\$110,000.00	\$31,753.00	\$0.00	\$0.00	\$0.00	\$0.00	\$0.00	\$0.00
64												
65												
66												
67												
68												
69												
70												
71												
72		BUDGET SUMMARY										
73												
74		Beginning Fund Balance	0.00									
75		Revenues + Transfers In	139,500.00	141,753.00								
76		TOTAL REVENUE (lines 74 + 75)	139,500.00	141,753.00								
77												
78		Total Appropriation	139,500.00	141,753.00								
79		Unappropriated Balance										
80		TOTAL APPROPRIATION (lines 78 + 79)	\$139,500.00	\$141,753.00								

**BUDGET
REVENUES**

July 1, 2017 - June 30, 2018

NOTE: Round each entry to the nearest dollar amount.

Line	Code	REVENUES Item	Prior Year Budget	Proposed Budget		Line	Code	REVENUES Item	Prior Year Budget	Proposed Budget	
				Line Amounts	Totals					Line Amounts	Totals
1	320000	Estimated Fund Balance, July 1		*****		40	429000	Other County			
2						41	420000	TOTAL COUNTY	0.00	*****	0.00
3	411100	Taxes - General M & O				42					
4	411200	Taxes - Supplemental				43	431100	Base Support Program			
5	411300	Taxes - Emergency				44	431200	Transportation Support			
6	411400	Taxes - Tort				45	431400	Exceptional Child/SED Support			
7	411500	Taxes - Cooperative				46	431500	Border Tuition Support			
8	411600	Taxes - Tuition				47	431600	Tuition Equivalency			
9	411700	Taxes - Migrant				48	431800	Benefit Apportionment			
10	411900	Taxes - Other				49	431900	Other State Support			
11	412100	Taxes - Plant Facility				50	432100	Driver Education Program			
12	412500	Taxes - Bond & Interest				51	432400	Professional Technical Program	75,843.00	75,843.00	
13		TOTAL TAXES	0.00	*****	0.00	52	437000	Lottery/Additional State Maintenance			
14	413000	Penalty: Delinquent Taxes				53	438000	Revenue in Lieu of/Tax Replacement			
15						54	439000	Other State Revenue			
16	414100	Tuition From Individuals				55	430000	TOTAL STATE	75,843.00	*****	75,843.00
17	414200	Tuition From Districts in Idaho				56					
18	414300	Tuition From Out of State Districts				57					
19						58	442000	Indirect Unrestricted Federal			
20	415000	Earnings on Investments				59	443000	Direct Restricted Federal			
21						60	445100	Title I - ESEA			
22	416100	School Food Service				61	445200	Title VI, ESEA - Innovative Practices Program			
23	416200	Meal Sales: Non-reimbur.				62	445300	Perkins III - Vocational Technical Act			
24	416900	Other Food Sales				63	445400	Adult Education			
25						64	445500	Child Nutrition Reimbursement			
26	417100	Admissions/Activities				65	445600	IDEA Part B (School Age & Preschool)			
27	417200	Bookstore Sales				66	445900	Other Indirect Federal Programs			
28	417300	Clubs, Org. Dues, Etc.				67	448200	Impact Aid - P.L. 874			
29	417400	School Fees & Charges				68	440000	TOTAL FEDERAL	0.00	*****	0.00
30	417900	Other Student Revenues				69					
31						70	451000	Proceeds: Bonds, Capital Leases, et. al.			
32	418100	Community Service				71	453000	Sale of Fixed Assets			
33						72	450000	TOTAL OTHER	0.00	*****	0.00
34	419100	Rentals				73					
35	419200	Contributions/Donations				74		TOTAL REVENUES	75,843.00	*****	75,843.00
36	419300	Transportation Fees				75					
37	419900	Other Local				76	460000	TRANSFERS IN			0.00
38		TOTAL OTHER LOCAL	0.00	*****	0.00	77					
39	410000	TOTAL LOCAL (Line 13 + 38)	0.00	*****	0.00		400000	TOTAL BALANCE + REVENUES + TRANSFERS (Lines 1 + 74 + 76)	\$75,843.00	*****	\$75,843.00

**BUDGET
EXPENDITURES**

July 1, 2017 - June 30, 2018

NOTE: Round each entry to the nearest dollar amount.

Line	Code	EXPENDITURES Functions/Programs	Prior Year	Proposed	100	200	300	400	500	600	700	800
			Budget	Budget	Salaries	Benefits	Purchased Services	Supplies Materials	Capital Objects	Debt Retirement	Insurance-Judgment	Transfers
1	512	Elementary School Program		\$0.00								
2	515	Secondary School Program	75,843.00	71,215.00			9,975.00	61,240.00				
3	517	Alternative School Program		0.00								
4	519	Vocational-Technical Program		0.00								
5	521	Special Education Program		0.00								
6	522	Special Education Preschool Program		0.00								
7	524	Gifted & Talented Program		0.00								
8	531	Interscholastic Program		0.00								
9	532	School Activity Program		0.00								
10	541	Summer School Program		0.00								
11	542	Adult School Program		0.00								
12	546	Detention Center Program		0.00								
13												
14	500	TOTAL INSTRUCTION	\$75,843.00	\$71,215.00	\$0.00	\$0.00	\$9,975.00	\$61,240.00	\$0.00	\$0.00	\$0.00	\$0.00
15												
16	611	Attendance-Guidance-Health Program		0.00								
17	616	Special Education Support Services Prog		0.00								
18												
19	621	Instruction Improvement Program		0.00								
20	622	Educational Media Program		0.00								
21	623	Instruction-Related Technology Program		0.00								
22	631	Board of Education Program		0.00								
23	632	District Administration Program		0.00								
24												
25	641	School Administration Program		0.00								
26												
27	651	Business Operation Program		0.00								
28	655	Central Service Program		0.00								
29	656	Administrative Technology Services Prog		0.00								
30	661	Buildings-Care Program (Custodial)		0.00								
31	663	Maintenance - Non Student Occupied		0.00								
32	664	Maintenance - Student Occupied Bldgs		0.00								
33	665	Maintenance - Grounds		0.00								
34	667	Security Program		0.00								
35												
36	681	Pupil - To School Trans. Program		0.00								
37	682	Pupil - Activity Trans. Program		0.00								
38	683	General Transportation Program		0.00								
		Subtotal (carried over to page b)	0.00	0.00	0.00	0.00	0.00	0.00	0.00	0.00	0.00	0.00

**BUDGET
EXPENDITURES**
July 1, 2017 - June 30, 2018

NOTE: Round each entry to the nearest dollar amount.

Line	Code	EXPENDITURES Functions/Programs	Prior Year Budget	Proposed Budget	100 Salaries	200 Benefits	300 Purchased Services	400 Supplies Materials	500 Capital Objects	600 Debt Retirement	700 Insurance- Judgment	800 Transfers
39	691	Other Support Services Program		\$0.00								
41	600	TOTAL SUPPORT SERVICES	\$0.00	\$0.00	\$0.00	\$0.00	\$0.00	\$0.00	\$0.00	\$0.00	\$0.00	\$0.00
44	710	Child Nutrition Program		0.00								
45	720	Community Services Program		0.00								
46	730	Enterprise Operations		0.00								
48	700	TOTAL NON-INSTRUCTION	\$0.00	\$0.00	\$0.00	\$0.00	\$0.00	\$0.00	\$0.00	\$0.00	\$0.00	\$0.00
50	810	Capital Assets - Student Occupied		0.00								
51	811	Capital Assets - NonStudent Occupied		0.00								
53	800	TOTAL CAPITAL ASSET PROGRAMS	\$0.00	\$0.00	\$0.00	\$0.00	\$0.00	\$0.00	\$0.00	\$0.00	\$0.00	\$0.00
55	911	Debt Services Program - Principal		0.00								
56	912	Debt Services Program - Interest		0.00								
57	913	Debt Services Program - Refunded Debt		0.00								
58	920	Transfers Out		0.00								
60	900	TOTAL OTHER SERVICES	\$0.00	\$0.00	\$0.00	\$0.00	\$0.00	\$0.00	\$0.00	\$0.00	\$0.00	\$0.00
62		TOTAL EXPENDITURES (Lines 14+41+48+53+60)	\$75,843.00	\$71,215.00	\$0.00	\$0.00	\$9,975.00	\$61,240.00	\$0.00	\$0.00	\$0.00	\$0.00
72		BUDGET SUMMARY										
74		Beginning Fund Balance	0.00									
75		Revenues + Transfers In	75,843.00	75,843.00								
76		TOTAL REVENUE (lines 74 + 75)	75,843.00	75,843.00								
78		Total Appropriation	75,843.00	71,215.00								
79		Unappropriated Balance		4,628.00								
80		TOTAL APPROPRIATION (lines 78 + 79)	\$75,843.00	\$75,843.00								

**BUDGET
REVENUES**

July 1, 2017 - June 30, 2018

NOTE: Round each entry to the nearest dollar amount.

Line	Code	REVENUES Item	Prior Year Budget	Proposed Budget		Line	Code	REVENUES Item	Prior Year Budget	Proposed Budget	
				Line Amounts	Totals					Line Amounts	Totals
1	320000	Estimated Fund Balance, July 1		*****		40	429000	Other County			
2						41	420000	TOTAL COUNTY	0.00	*****	0.00
3	411100	Taxes - General M & O				42					
4	411200	Taxes - Supplemental				43	431100	Base Support Program			
5	411300	Taxes - Emergency				44	431200	Transportation Support			
6	411400	Taxes - Tort				45	431400	Exceptional Child/SED Support			
7	411500	Taxes - Cooperative				46	431500	Border Tuition Support			
8	411600	Taxes - Tuition				47	431600	Tuition Equivalency			
9	411700	Taxes - Migrant				48	431800	Benefit Apportionment			
10	411900	Taxes - Other				49	431900	Other State Support	220,314.00	336,800.00	
11	412100	Taxes - Plant Facility				50	432100	Driver Education Program			
12	412500	Taxes - Bond & Interest				51	432400	Professional Technical Program			
13		TOTAL TAXES	0.00	*****	0.00	52	437000	Lottery/Additional State Maintenance			
14	413000	Penalty: Delinquent Taxes				53	438000	Revenue in Lieu of/Tax Replacement			
15						54	439000	Other State Revenue			
16	414100	Tuition From Individuals				55	430000	TOTAL STATE	220,314.00	*****	336,800.00
17	414200	Tuition From Districts in Idaho				56					
18	414300	Tuition From Out of State Districts				57					
19						58	442000	Indirect Unrestricted Federal			
20	415000	Earnings on Investments				59	443000	Direct Restricted Federal			
21						60	445100	Title I - ESEA			
22	416100	School Food Service				61	445200	Title VI, ESEA - Innovative Practices Program			
23	416200	Meal Sales: Non-reimbur.				62	445300	Perkins III - Vocational Technical Act			
24	416900	Other Food Sales				63	445400	Adult Education			
25						64	445500	Child Nutrition Reimbursement			
26	417100	Admissions/Activities				65	445600	IDEA Part B (School Age & Preschool)			
27	417200	Bookstore Sales				66	445900	Other Indirect Federal Programs			
28	417300	Clubs, Org. Dues, Etc.				67	448200	Impact Aid - P.L. 874			
29	417400	School Fees & Charges				68	440000	TOTAL FEDERAL	0.00	*****	0.00
30	417900	Other Student Revenues				69					
31						70	451000	Proceeds: Bonds, Capital Leases, et. al.			
32	418100	Community Service				71	453000	Sale of Fixed Assets			
33						72	450000	TOTAL OTHER	0.00	*****	0.00
34	419100	Rentals				73					
35	419200	Contributions/Donations				74		TOTAL REVENUES	220,314.00	*****	336,800.00
36	419300	Transportation Fees				75					
37	419900	Other Local				76	460000	TRANSFERS IN			0.00
38		TOTAL OTHER LOCAL	0.00	*****	0.00	77					
39	410000	TOTAL LOCAL (Line 13 + 38)	0.00	*****	0.00		400000	TOTAL BALANCE + REVENUES + TRANSFERS (Lines 1 + 74 + 76)	\$220,314.00	*****	\$336,800.00

**BUDGET
EXPENDITURES**

July 1, 2017 - June 30, 2018

NOTE: Round each entry to the nearest dollar amount.

Line	Code	EXPENDITURES Functions/Programs	Prior Year	Proposed	100	200	300	400	500	600	700	800
			Budget	Budget	Salaries	Benefits	Purchased Services	Supplies Materials	Capital Objects	Debt Retirement	Insurance-Judgment	Transfers
1	512	Elementary School Program		\$0.00								
2	515	Secondary School Program		0.00								
3	517	Alternative School Program		0.00								
4	519	Vocational-Technical Program		0.00								
5	521	Special Education Program		0.00								
6	522	Special Education Preschool Program		0.00								
7	524	Gifted & Talented Program		0.00								
8	531	Interscholastic Program		0.00								
9	532	School Activity Program		0.00								
10	541	Summer School Program		0.00								
11	542	Adult School Program		0.00								
12	546	Detention Center Program		0.00								
13												
14	500	TOTAL INSTRUCTION	\$0.00	\$0.00	\$0.00	\$0.00	\$0.00	\$0.00	\$0.00	\$0.00	\$0.00	\$0.00
15												
16	611	Attendance-Guidance-Health Program		0.00								
17	616	Special Education Support Services Prog		0.00								
18												
19	621	Instruction Improvement Program		0.00								
20	622	Educational Media Program		0.00								
21	623	Instruction-Related Technology Program	220,314.00	142,762.00	110,544.00	32,218.00						
22	631	Board of Education Program		0.00								
23	632	District Administration Program		0.00								
24												
25	641	School Administration Program		0.00								
26												
27	651	Business Operation Program		0.00								
28	655	Central Service Program		0.00								
29	656	Administrative Technology Services Prog		0.00								
30	661	Buildings-Care Program (Custodial)		0.00								
31	663	Maintenance - Non Student Occupied		0.00								
32	664	Maintenance - Student Occupied Bldgs		0.00								
33	665	Maintenance - Grounds		0.00								
34	667	Security Program		0.00								
35												
36	681	Pupil - To School Trans. Program		0.00								
37	682	Pupil - Activity Trans. Program		0.00								
38	683	General Transportation Program		0.00								
		Subtotal (carried over to page b)	220,314.00	142,762.00	110,544.00	32,218.00	0.00	0.00	0.00	0.00	0.00	0.00

**BUDGET
EXPENDITURES**

July 1, 2017 - June 30, 2018

NOTE: Round each entry to the nearest dollar amount.

Line	Code	EXPENDITURES Functions/Programs	Prior Year Budget	Proposed Budget	100 Salaries	200 Benefits	300 Purchased Services	400 Supplies Materials	500 Capital Objects	600 Debt Retirement	700 Insurance- Judgment	800 Transfers
39	691	Other Support Services Program		\$0.00								
40												
41	600	TOTAL SUPPORT SERVICES	\$220,314.00	\$142,762.00	\$110,544.00	\$32,218.00	\$0.00	\$0.00	\$0.00	\$0.00	\$0.00	\$0.00
42												
44	710	Child Nutrition Program		0.00								
45	720	Community Services Program		0.00								
46	730	Enterprise Operations		0.00								
47												
48	700	TOTAL NON-INSTRUCTION	\$0.00	\$0.00	\$0.00	\$0.00	\$0.00	\$0.00	\$0.00	\$0.00	\$0.00	\$0.00
49												
50	810	Capital Assets - Student Occupied		0.00								
51	811	Capital Assets - NonStudent Occupied		0.00								
52												
53	800	TOTAL CAPITAL ASSET PROGRAMS	\$0.00	\$0.00	\$0.00	\$0.00	\$0.00	\$0.00	\$0.00	\$0.00	\$0.00	\$0.00
54												
55	911	Debt Services Program - Principal		0.00								
56	912	Debt Services Program - Interest		0.00								
57	913	Debt Services Program - Refunded Debt		0.00								
58	920	Transfers Out		0.00								
59												
60	900	TOTAL OTHER SERVICES	\$0.00	\$0.00	\$0.00	\$0.00	\$0.00	\$0.00	\$0.00	\$0.00	\$0.00	\$0.00
61												
62		TOTAL EXPENDITURES										
63		(Lines 14+41+48+53+60)	\$220,314.00	\$142,762.00	\$110,544.00	\$32,218.00	\$0.00	\$0.00	\$0.00	\$0.00	\$0.00	\$0.00
64												
65												
66												
67												
68												
69												
70												
71												
72		BUDGET SUMMARY										
73												
74		Beginning Fund Balance	0.00									
75		Revenues + Transfers In	220,314.00	336,800.00								
76		TOTAL REVENUE (lines 74 + 75)	220,314.00	336,800.00								
77												
78		Total Appropriation	220,314.00	142,762.00								
79		Unappropriated Balance		194,038.00								
80		TOTAL APPROPRIATION (lines 78 + 79)	\$220,314.00	\$336,800.00								

**BUDGET
REVENUES**

July 1, 2017 - June 30, 2018

NOTE: Round each entry to the nearest dollar amount.

Line	Code	REVENUES Item	Prior Year Budget	Proposed Budget		Line	Code	REVENUES Item	Prior Year Budget	Proposed Budget	
				Line Amounts	Totals					Line Amounts	Totals
1	320000	Estimated Fund Balance, July 1	\$56,367.00	*****		40	429000	Other County			
2						41	420000	TOTAL COUNTY	0.00	*****	0.00
3	411100	Taxes - General M & O				42					
4	411200	Taxes - Supplemental				43	431100	Base Support Program			
5	411300	Taxes - Emergency				44	431200	Transportation Support			
6	411400	Taxes - Tort				45	431400	Exceptional Child/SED Support			
7	411500	Taxes - Cooperative				46	431500	Border Tuition Support			
8	411600	Taxes - Tuition				47	431600	Tuition Equivalency			
9	411700	Taxes - Migrant				48	431800	Benefit Apportionment			
10	411900	Taxes - Other				49	431900	Other State Support			
11	412100	Taxes - Plant Facility				50	432100	Driver Education Program			
12	412500	Taxes - Bond & Interest				51	432400	Professional Technical Program			
13		TOTAL TAXES	0.00	*****	0.00	52	437000	Lottery/Additional State Maintenance			
14	413000	Penalty: Delinquent Taxes				53	438000	Revenue in Lieu of/Tax Replacement			
15						54	439000	Other State Revenue	54,082.00		
16	414100	Tuition From Individuals				55	430000	TOTAL STATE	54,082.00	*****	0.00
17	414200	Tuition From Districts in Idaho				56					
18	414300	Tuition From Out of State Districts				57					
19						58	442000	Indirect Unrestricted Federal			
20	415000	Earnings on Investments				59	443000	Direct Restricted Federal			
21						60	445100	Title I - ESEA			
22	416100	School Food Service				61	445200	Title VI, ESEA - Innovative Practices Program			
23	416200	Meal Sales: Non-reimbur.				62	445300	Perkins III - Vocational Technical Act			
24	416900	Other Food Sales				63	445400	Adult Education			
25						64	445500	Child Nutrition Reimbursement			
26	417100	Admissions/Activities				65	445600	IDEA Part B (School Age & Preschool)			
27	417200	Bookstore Sales				66	445900	Other Indirect Federal Programs			
28	417300	Clubs, Org. Dues, Etc.				67	448200	Impact Aid - P.L. 874			
29	417400	School Fees & Charges				68	440000	TOTAL FEDERAL	0.00	*****	0.00
30	417900	Other Student Revenues				69					
31						70	451000	Proceeds: Bonds, Capital Leases, et. al.			
32	418100	Community Service				71	453000	Sale of Fixed Assets			
33						72	450000	TOTAL OTHER	0.00	*****	0.00
34	419100	Rentals				73					
35	419200	Contributions/Donations				74		TOTAL REVENUES	54,082.00	*****	0.00
36	419300	Transportation Fees				75					
37	419900	Other Local				76	460000	TRANSFERS IN			0.00
38		TOTAL OTHER LOCAL	0.00	*****	0.00	77					
39	410000	TOTAL LOCAL (Line 13 + 38)	0.00	*****	0.00		400000	TOTAL BALANCE + REVENUES + TRANSFERS (Lines 1 + 74 + 76)	\$110,449.00	*****	\$0.00

**BUDGET
EXPENDITURES**

July 1, 2017 - June 30, 2018

NOTE: Round each entry to the nearest dollar amount.

Line	Code	EXPENDITURES Functions/Programs	Prior Year	Proposed	100	200	300	400	500	600	700	800
			Budget	Budget	Salaries	Benefits	Purchased Services	Supplies Materials	Capital Objects	Debt Retirement	Insurance-Judgment	Transfers
1	512	Elementary School Program		\$0.00								
2	515	Secondary School Program		0.00								
3	517	Alternative School Program		0.00								
4	519	Vocational-Technical Program		0.00								
5	521	Special Education Program		0.00								
6	522	Special Education Preschool Program		0.00								
7	524	Gifted & Talented Program		0.00								
8	531	Interscholastic Program		0.00								
9	532	School Activity Program		0.00								
10	541	Summer School Program		0.00								
11	542	Adult School Program		0.00								
12	546	Detention Center Program		0.00								
13												
14	500	TOTAL INSTRUCTION	\$0.00	\$0.00	\$0.00	\$0.00	\$0.00	\$0.00	\$0.00	\$0.00	\$0.00	\$0.00
15												
16	611	Attendance-Guidance-Health Program	110,449.00	55,326.00			55,326.00					
17	616	Special Education Support Services Prog		0.00								
18												
19	621	Instruction Improvement Program		0.00								
20	622	Educational Media Program		0.00								
21	623	Instruction-Related Technology Program		0.00								
22	631	Board of Education Program		0.00								
23	632	District Administration Program		0.00								
24												
25	641	School Administration Program		0.00								
26												
27	651	Business Operation Program		0.00								
28	655	Central Service Program		0.00								
29	656	Administrative Technology Services Prog		0.00								
30	661	Buildings-Care Program (Custodial)		0.00								
31	663	Maintenance - Non Student Occupied		0.00								
32	664	Maintenance - Student Occupied Bldgs		0.00								
33	665	Maintenance - Grounds		0.00								
34	667	Security Program		0.00								
35												
36	681	Pupil - To School Trans. Program		0.00								
37	682	Pupil - Activity Trans. Program		0.00								
38	683	General Transportation Program		0.00								
		Subtotal (carried over to page b)	110,449.00	55,326.00	0.00	0.00	55,326.00	0.00	0.00	0.00	0.00	0.00

**BUDGET
EXPENDITURES**
July 1, 2017 - June 30, 2018

NOTE: Round each entry to the nearest dollar amount.

Line	Code	EXPENDITURES Functions/Programs	Prior Year Budget	Proposed Budget	100 Salaries	200 Benefits	300 Purchased Services	400 Supplies Materials	500 Capital Objects	600 Debt Retirement	700 Insurance- Judgment	800 Transfers
39	691	Other Support Services Program		\$0.00								
40												
41	600	TOTAL SUPPORT SERVICES	\$110,449.00	\$55,326.00	\$0.00	\$0.00	\$55,326.00	\$0.00	\$0.00	\$0.00	\$0.00	\$0.00
42												
44	710	Child Nutrition Program		0.00								
45	720	Community Services Program		0.00								
46	730	Enterprise Operations		0.00								
47												
48	700	TOTAL NON-INSTRUCTION	\$0.00	\$0.00	\$0.00	\$0.00	\$0.00	\$0.00	\$0.00	\$0.00	\$0.00	\$0.00
49												
50	810	Capital Assets - Student Occupied		0.00								
51	811	Capital Assets - NonStudent Occupied		0.00								
52												
53	800	TOTAL CAPITAL ASSET PROGRAMS	\$0.00	\$0.00	\$0.00	\$0.00	\$0.00	\$0.00	\$0.00	\$0.00	\$0.00	\$0.00
54												
55	911	Debt Services Program - Principal		0.00								
56	912	Debt Services Program - Interest		0.00								
57	913	Debt Services Program - Refunded Debt		0.00								
58	920	Transfers Out		0.00								
59												
60	900	TOTAL OTHER SERVICES	\$0.00	\$0.00	\$0.00	\$0.00	\$0.00	\$0.00	\$0.00	\$0.00	\$0.00	\$0.00
61												
62		TOTAL EXPENDITURES (Lines 14+41+48+53+60)	\$110,449.00	\$55,326.00	\$0.00	\$0.00	\$55,326.00	\$0.00	\$0.00	\$0.00	\$0.00	\$0.00
63												
64												
65												
66												
67												
68												
69												
70												
71												
72		BUDGET SUMMARY										
73												
74		Beginning Fund Balance	56,367.00									
75		Revenues + Transfers In	54,082.00									
76		TOTAL REVENUE (lines 74 + 75)	110,449.00	0.00								
77												
78		Total Appropriation	110,449.00	55,326.00								
79		Unappropriated Balance		(55,326.00)								
80		TOTAL APPROPRIATION (lines 78 + 79)	\$110,449.00	\$0.00								

**BUDGET
REVENUES**

July 1, 2017 - June 30, 2018

**SPECIAL STATE
240 THROUGH 249**

Page 28
FUND NAME: Prof.-Tech Academy
FUND NO: 249

NOTE: Round each entry to the nearest dollar amount.

Line	Code	REVENUES Item	Prior Year Budget	Proposed	Budget	Line	Code	REVENUES Item	Prior Year Budget	Proposed	Budget
				Line Amounts	Totals					Line Amounts	Totals
1	320000	Estimated Fund Balance, July 1		*****		40	429000	Other County			
2						41	420000	TOTAL COUNTY	0.00	*****	0.00
3	411100	Taxes - General M & O				42					
4	411200	Taxes - Supplemental				43	431100	Base Support Program			
5	411300	Taxes - Emergency				44	431200	Transportation Support			
6	411400	Taxes - Tort				45	431400	Exceptional Child/SED Support			
7	411500	Taxes - Cooperative				46	431500	Border Tuition Support			
8	411600	Taxes - Tuition				47	431600	Tuition Equivalency			
9	411700	Taxes - Migrant				48	431800	Benefit Apportionment			
10	411900	Taxes - Other				49	431900	Other State Support			
11	412100	Taxes - Plant Facility				50	432100	Driver Education Program			
12	412500	Taxes - Bond & Interest				51	432400	Professional Technical Program			
13		TOTAL TAXES	0.00	*****	0.00	52	437000	Lottery/Additional State Maintenance			
14	413000	Penalty: Delinquent Taxes				53	438000	Revenue in Lieu of/Tax Replacement			
15						54	439000	Other State Revenue			
16	414100	Tuition From Individuals				55	430000	TOTAL STATE	0.00	*****	0.00
17	414200	Tuition From Districts in Idaho				56					
18	414300	Tuition From Out of State Districts				57					
19						58	442000	Indirect Unrestricted Federal			
20	415000	Earnings on Investments				59	443000	Direct Restricted Federal			
21						60	445100	Title I - ESEA			
22	416100	School Food Service				61	445200	Title VI, ESEA - Innovative Practices Program			
23	416200	Meal Sales: Non-reimbur.				62	445300	Perkins III - Vocational Technical Act			
24	416900	Other Food Sales				63	445400	Adult Education			
25						64	445500	Child Nutrition Reimbursement			
26	417100	Admissions/Activities				65	445600	IDEA Part B (School Age & Preschool)			
27	417200	Bookstore Sales				66	445900	Other Indirect Federal Programs			
28	417300	Clubs, Org. Dues, Etc.				67	448200	Impact Aid - P.L. 874			
29	417400	School Fees & Charges				68	440000	TOTAL FEDERAL	0.00	*****	0.00
30	417900	Other Student Revenues				69					
31						70	451000	Proceeds: Bonds, Capital Leases, et. al.			
32	418100	Community Service				71	453000	Sale of Fixed Assets			
33						72	450000	TOTAL OTHER	0.00	*****	0.00
34	419100	Rentals				73					
35	419200	Contributions/Donations				74		TOTAL REVENUES	0.00	*****	0.00
36	419300	Transportation Fees				75					
37	419900	Other Local				76	460000	TRANSFERS IN	166,722.00	166,722.00	166,722.00
38		TOTAL OTHER LOCAL	0.00	*****	0.00	77					
39	410000	TOTAL LOCAL (Line 13 + 38)	0.00	*****	0.00		400000	TOTAL BALANCE + REVENUES + TRANSFERS (Lines 1 + 74 + 76)	\$166,722.00	*****	\$166,722.00

**BUDGET
EXPENDITURES**

July 1, 2017 - June 30, 2018

**SPECIAL STATE
240 THROUGH 249**

FUND NAME: Prof-Tech Academy
FUND NO: 249

NOTE: Round each entry to the nearest dollar amount.

Line	Code	EXPENDITURES Functions/Programs	Prior Year	Proposed	100	200	300	400	500	600	700	800
			Budget	Budget	Salaries	Benefits	Purchased Services	Supplies Materials	Capital Objects	Debt Retirement	Insurance-Judgment	Transfers
1	512	Elementary School Program		\$0.00								
2	515	Secondary School Program	166,722.00	166,722.00			166,722.00					
3	517	Alternative School Program		0.00								
4	519	Vocational-Technical Program		0.00								
5	521	Special Education Program		0.00								
6	522	Special Education Preschool Program		0.00								
7	524	Gifted & Talented Program		0.00								
8	531	Interscholastic Program		0.00								
9	532	School Activity Program		0.00								
10	541	Summer School Program		0.00								
11	542	Adult School Program		0.00								
12	546	Detention Center Program		0.00								
13												
14	500	TOTAL INSTRUCTION	\$166,722.00	\$166,722.00	\$0.00	\$0.00	\$166,722.00	\$0.00	\$0.00	\$0.00	\$0.00	\$0.00
15												
16	611	Attendance-Guidance-Health Program		0.00								
17	616	Special Education Support Services Prog		0.00								
18												
19	621	Instruction Improvement Program		0.00								
20	622	Educational Media Program		0.00								
21	623	Instruction-Related Technology Program		0.00								
22	631	Board of Education Program		0.00								
23	632	District Administration Program		0.00								
24												
25	641	School Administration Program		0.00								
26												
27	651	Business Operation Program		0.00								
28	655	Central Service Program		0.00								
29	656	Administrative Technology Services Prog		0.00								
30	661	Buildings-Care Program (Custodial)		0.00								
31	663	Maintenance - Non Student Occupied		0.00								
32	664	Maintenance - Student Occupied Bldgs		0.00								
33	665	Maintenance - Grounds		0.00								
34	667	Security Program		0.00								
35												
36	681	Pupil - To School Trans. Program		0.00								
37	682	Pupil - Activity Trans. Program		0.00								
38	683	General Transportation Program		0.00								
		Subtotal (carried over to page b)	0.00	0.00	0.00	0.00	0.00	0.00	0.00	0.00	0.00	0.00

**BUDGET
EXPENDITURES**
July 1, 2017 - June 30, 2018

**SPECIAL FEDERAL PROJECT
240 THROUGH 249**

Page 30
FUND NAME: Prof-Tech Academy
FUND NO: 249

NOTE: Round each entry to the nearest dollar amount.

Line	Code	EXPENDITURES Functions/Programs	Prior Year Budget	Proposed Budget	100 Salaries	200 Benefits	300 Purchased Services	400 Supplies Materials	500 Capital Objects	600 Debt Retirement	700 Insurance- Judgment	800 Transfers
39	691	Other Support Services Program		\$0.00								
40												
41	600	TOTAL SUPPORT SERVICES	\$0.00	\$0.00	\$0.00	\$0.00	\$0.00	\$0.00	\$0.00	\$0.00	\$0.00	\$0.00
42												
44	710	Child Nutrition Program		0.00								
45	720	Community Services Program		0.00								
46	730	Enterprise Operations		0.00								
47												
48	700	TOTAL NON-INSTRUCTION	\$0.00	\$0.00	\$0.00	\$0.00	\$0.00	\$0.00	\$0.00	\$0.00	\$0.00	\$0.00
49												
50	810	Capital Assets - Student Occupied		0.00								
51	811	Capital Assets - NonStudent Occupied		0.00								
52												
53	800	TOTAL CAPITAL ASSET PROGRAMS	\$0.00	\$0.00	\$0.00	\$0.00	\$0.00	\$0.00	\$0.00	\$0.00	\$0.00	\$0.00
54												
55	911	Debt Services Program - Principal		0.00								
56	912	Debt Services Program - Interest		0.00								
57	913	Debt Services Program - Refunded Debt		0.00								
58	920	Transfers Out		0.00								
59												
60	900	TOTAL OTHER SERVICES	\$0.00	\$0.00	\$0.00	\$0.00	\$0.00	\$0.00	\$0.00	\$0.00	\$0.00	\$0.00
61												
62		TOTAL EXPENDITURES (Lines 14+41+48+53+60)	\$166,722.00	\$166,722.00	\$0.00	\$0.00	\$166,722.00	\$0.00	\$0.00	\$0.00	\$0.00	\$0.00
63												
64												
65												
66												
67												
68												
69												
70												
71												
72		BUDGET SUMMARY										
73												
74		Beginning Fund Balance	0.00									
75		Revenues + Transfers In	166,722.00	166,722.00								
76		TOTAL REVENUE (lines 74 + 75)	166,722.00	166,722.00								
77												
78		Total Appropriation	166,722.00	166,722.00								
79		Unappropriated Balance										
80		TOTAL APPROPRIATION (lines 78 + 79)	\$166,722.00	\$166,722.00								

**BUDGET
REVENUES**

TITLE I-A, ESSA - IMPROVING BASIC PROGRAMS

July 1, 2017 - June 30, 2018

FUND NO: 251

NOTE: Round each entry to the nearest dollar amount

Line	Code	REVENUES Item	Prior Year Budget	Proposed Budget		Line	Code	REVENUES Item	Prior Year Budget	Proposed Budget	
				Line Amounts	Totals					Line Amounts	Totals
1	320000	Estimated Fund Balance, July 1		*****		40	429000	Other County			
2						41	420000	TOTAL COUNTY	0.00	*****	0.00
3	411100	Taxes - General M & O				42					
4	411200	Taxes - Supplemental				43	431100	Base Support Program			
5	411300	Taxes - Emergency				44	431200	Transportation Support			
6	411400	Taxes - Tort				45	431400	Exceptional Child/SED Support			
7	411500	Taxes - Cooperative				46	431500	Border Tuition Support			
8	411600	Taxes - Tuition				47	431600	Tuition Equivalency			
9	411700	Taxes - Migrant				48	431800	Benefit Apportionment			
10	411900	Taxes - Other				49	431900	Other State Support			
11	412100	Taxes - Plant Facility				50	432100	Driver Education Program			
12	412500	Taxes - Bond & Interest				51	432400	Professional Technical Program			
13		TOTAL TAXES	0.00	*****	0.00	52	437000	Lottery/Additional State Maintenance			
14	413000	Penalty: Delinquent Taxes				53	438000	Revenue in Lieu of/Tax Replacement			
15						54	439000	Other State Revenue			
16	414100	Tuition From Individuals				55	430000	TOTAL STATE	0.00	*****	0.00
17	414200	Tuition From Districts in Idaho				56					
18	414300	Tuition From Out of State Districts				57					
19						58	442000	Indirect Unrestricted Federal			
20	415000	Earnings on Investments				59	443000	Direct Restricted Federal			
21						60	445100	Title I - ESEA	774,684.00	658,484.00	
22	416100	School Food Service				61	445200	Title VI, ESEA - Innovative Practices Program			
23	416200	Meal Sales: Non-reimbur.				62	445300	Perkins III - Vocational Technical Act			
24	416900	Other Food Sales				63	445400	Adult Education			
25						64	445500	Child Nutrition Reimbursement			
26	417100	Admissions/Activities				65	445600	IDEA Part B (School Age & Preschool)			
27	417200	Bookstore Sales				66	445900	Other Indirect Federal Programs			
28	417300	Clubs, Org. Dues, Etc.				67	448200	Impact Aid - P.L. 874			
29	417400	School Fees & Charges				68	440000	TOTAL FEDERAL	774,684.00	*****	658,484.00
30	417900	Other Student Revenues				69					
31						70	451000	Proceeds: Bonds, Capital Leases, et. al.			
32	418100	Community Service				71	453000	Sale of Fixed Assets			
33						72	450000	TOTAL OTHER	0.00	*****	0.00
34	419100	Rentals				73					
35	419200	Contributions/Donations				74		TOTAL REVENUES	774,684.00	*****	658,484.00
36	419300	Transportation Fees				75					
37	419900	Other Local				76	460000	TRANSFERS IN			0.00
38		TOTAL OTHER LOCAL	0.00	*****	0.00	77					
39	410000	TOTAL LOCAL (Line 13 + 38)	0.00	*****	0.00		400000	TOTAL BALANCE + REVENUES + TRANSFERS (Lines 1 + 74 + 76)	\$774,684.00	*****	\$658,484.00

**BUDGET
EXPENDITURES**

July 1, 2017 - June 30, 2018

FUND NO: 251

NOTE: Round each entry to the nearest dollar amount.

Line	Code	EXPENDITURES Functions/Programs	Prior Year	Proposed	100	200	300	400	500	600	700	800
			Budget	Budget	Salaries	Benefits	Purchased Services	Supplies Materials	Capital Objects	Debt Retirement	Insurance-Judgment	Transfers
1	512	Elementary School Program	\$774,684.00	\$609,896.00	\$452,147.00	\$157,749.00						
2	515	Secondary School Program		0.00								
3	517	Alternative School Program		0.00								
4	519	Vocational-Technical Program		0.00								
5	521	Special Education Program		0.00								
6	522	Special Education Preschool Program		0.00								
7	524	Gifted & Talented Program		0.00								
8	531	Interscholastic Program		0.00								
9	532	School Activity Program		0.00								
10	541	Summer School Program		0.00								
11	542	Adult School Program		0.00								
12	546	Detention Center Program		0.00								
13												
14	500	TOTAL INSTRUCTION	\$774,684.00	\$609,896.00	\$452,147.00	\$157,749.00	\$0.00	\$0.00	\$0.00	\$0.00	\$0.00	\$0.00
15												
16	611	Attendance-Guidance-Health Program		0.00								
17	616	Special Education Support Services Prog		0.00								
18												
19	621	Instruction Improvement Program		0.00								
20	622	Educational Media Program		0.00								
21	623	Instruction-Related Technology Program		0.00								
22	631	Board of Education Program		0.00								
23	632	District Administration Program		0.00								
24												
25	641	School Administration Program		0.00								
26												
27	651	Business Operation Program		0.00								
28	655	Central Service Program		0.00								
29	656	Administrative Technology Services Prog		0.00								
30	661	Buildings-Care Program (Custodial)		0.00								
31	663	Maintenance - Non Student Occupied		0.00								
32	664	Maintenance - Student Occupied Bldgs		0.00								
33	665	Maintenance - Grounds		0.00								
34	667	Security Program		0.00								
35												
36	681	Pupil - To School Trans. Program		0.00								
37	682	Pupil - Activity Trans. Program		0.00								
38	683	General Transportation Program		0.00								

**BUDGET
EXPENDITURES**

July 1, 2017 - June 30, 2018

TITLE I-A, ESSA - IMPROVING BASIC PROGRAMS

FUND NO: 251

NOTE: Round each entry to the nearest dollar amount.

Line	Code	EXPENDITURES Functions/Programs	Prior Year Budget	Proposed Budget	100 Salaries	200 Benefits	300 Purchased Services	400 Supplies Materials	500 Capital Objects	600 Debt Retirement	700 Insurance- Judgment	800 Transfers
39	691	Other Support Services Program		\$0.00								
40												
41	600	TOTAL SUPPORT SERVICES	\$0.00	\$0.00	\$0.00	\$0.00	\$0.00	\$0.00	\$0.00	\$0.00	\$0.00	\$0.00
42												
44	710	Child Nutrition Program		0.00								
45	720	Community Services Program		0.00								
46	730	Enterprise Operations		0.00								
47												
48	700	TOTAL NON-INSTRUCTION	\$0.00	\$0.00	\$0.00	\$0.00	\$0.00	\$0.00	\$0.00	\$0.00	\$0.00	\$0.00
49												
50	810	Capital Assets - Student Occupied		0.00								
51	811	Capital Assets - NonStudent Occupied		0.00								
52												
53	800	TOTAL CAPITAL ASSET PROGRAMS	\$0.00	\$0.00	\$0.00	\$0.00	\$0.00	\$0.00	\$0.00	\$0.00	\$0.00	\$0.00
54												
55	911	Debt Services Program - Principal		0.00								
56	912	Debt Services Program - Interest		0.00								
57	913	Debt Services Program - Refunded Debt		0.00								
58	920	Transfers Out		0.00								
59												
60	900	TOTAL OTHER SERVICES	\$0.00	\$0.00	\$0.00	\$0.00	\$0.00	\$0.00	\$0.00	\$0.00	\$0.00	\$0.00
61												
62		TOTAL EXPENDITURES										
63		(Lines 14+41+48+53+60)	\$774,684.00	\$609,896.00	\$452,147.00	\$157,749.00	\$0.00	\$0.00	\$0.00	\$0.00	\$0.00	\$0.00
64												
65												
66												
67												
68												
69												
70												
71												
72		BUDGET SUMMARY										
73												
74		Beginning Fund Balance	0.00									
75		Revenues + Transfers In	774,684.00	658,484.00								
76		TOTAL REVENUE (lines 74 + 75)	774,684.00	658,484.00								
77												
78		Total Appropriation	774,684.00	609,896.00								
79		Unappropriated Balance		48,588.00								
80		TOTAL APPROPRIATION (lines 78 + 79)	\$774,684.00	\$658,484.00								

**BUDGET
REVENUES**

IDEA Part B (611 SCHOOL AGE 3-21)

July 1, 2017 - June 30, 2018

FUND NO: 257

NOTE: Round each entry to the nearest dollar amount.

Line	Code	REVENUES Item	Prior Year Budget	Proposed Budget		Line	Code	REVENUES Item	Prior Year Budget	Proposed Budget	
				Line Amounts	Totals					Line Amounts	Totals
1	320000	Estimated Fund Balance, July 1		*****		40	429000	Other County			
2						41	420000	TOTAL COUNTY	0.00	*****	0.00
3	411100	Taxes - General M & O				42					
4	411200	Taxes - Supplemental				43	431100	Base Support Program			
5	411300	Taxes - Emergency				44	431200	Transportation Support			
6	411400	Taxes - Tort				45	431400	Exceptional Child/SED Support			
7	411500	Taxes - Cooperative				46	431500	Border Tuition Support			
8	411600	Taxes - Tuition				47	431600	Tuition Equivalency			
9	411700	Taxes - Migrant				48	431800	Benefit Apportionment			
10	411900	Taxes - Other				49	431900	Other State Support			
11	412100	Taxes - Plant Facility				50	432100	Driver Education Program			
12	412500	Taxes - Bond & Interest				51	432400	Professional Technical Program			
13		TOTAL TAXES	0.00	*****	0.00	52	437000	Lottery/Additional State Maintenance			
14	413000	Penalty: Delinquent Taxes				53	438000	Revenue in Lieu of/Tax Replacement			
15						54	439000	Other State Revenue			
16	414100	Tuition From Individuals				55	430000	TOTAL STATE	0.00	*****	0.00
17	414200	Tuition From Districts in Idaho				56					
18	414300	Tuition From Out of State Districts				57					
19						58	442000	Indirect Unrestricted Federal			
20	415000	Earnings on Investments				59	443000	Direct Restricted Federal			
21						60	445100	Title I - ESEA			
22	416100	School Food Service				61	445200	Title VI, ESEA - Innovative Practices Program			
23	416200	Meal Sales: Non-reimbur.				62	445300	Perkins III - Vocational Technical Act			
24	416900	Other Food Sales				63	445400	Adult Education			
25						64	445500	Child Nutrition Reimbursement			
26	417100	Admissions/Activities				65	445600	IDEA Part B (School Age & Preschool)	743,600.00	772,141.00	
27	417200	Bookstore Sales				66	445900	Other Indirect Federal Programs			
28	417300	Clubs, Org. Dues, Etc.				67	448200	Impact Aid - P.L. 874			
29	417400	School Fees & Charges				68	440000	TOTAL FEDERAL	743,600.00	*****	772,141.00
30	417900	Other Student Revenues				69					
31						70	451000	Proceeds: Bonds, Capital Leases, et. al.			
32	418100	Community Service				71	453000	Sale of Fixed Assets			
33						72	450000	TOTAL OTHER	0.00	*****	0.00
34	419100	Rentals				73					
35	419200	Contributions/Donations				74		TOTAL REVENUES	743,600.00	*****	772,141.00
36	419300	Transportation Fees				75					
37	419900	Other Local				76	460000	TRANSFERS IN			0.00
38		TOTAL OTHER LOCAL	0.00	*****	0.00	77					
39	410000	TOTAL LOCAL (Line 13 + 38)	0.00	*****	0.00		400000	TOTAL BALANCE + REVENUES + TRANSFERS (Lines 1 + 74 + 76)	\$743,600.00	*****	\$772,141.00

**BUDGET
EXPENDITURES**

July 1, 2017 - June 30, 2018

FUND NO: 257

NOTE: Round each entry to the nearest dollar amount.

Line	Code	EXPENDITURES Functions/Programs	Prior Year	Proposed	100	200	300	400	500	600	700	800
			Budget	Budget	Salaries	Benefits	Purchased Services	Supplies Materials	Capital Objects	Debt Retirement	Insurance-Judgment	Transfers
1	512	Elementary School Program		\$0.00								
2	515	Secondary School Program		0.00								
3	517	Alternative School Program		0.00								
4	519	Vocational-Technical Program		0.00								
5	521	Special Education Program	743,600.00	702,323.00	539,121.00	163,202.00						
6	522	Special Education Preschool Program		0.00								
7	524	Gifted & Talented Program		0.00								
8	531	Interscholastic Program		0.00								
9	532	School Activity Program		0.00								
10	541	Summer School Program		0.00								
11	542	Adult School Program		0.00								
12	546	Detention Center Program		0.00								
13												
14	500	TOTAL INSTRUCTION	\$743,600.00	\$702,323.00	\$539,121.00	\$163,202.00	\$0.00	\$0.00	\$0.00	\$0.00	\$0.00	\$0.00
15												
16	611	Attendance-Guidance-Health Program		0.00								
17	616	Special Education Support Services Prog		0.00								
18												
19	621	Instruction Improvement Program		0.00								
20	622	Educational Media Program		0.00								
21	623	Instruction-Related Technology Program		0.00								
22	631	Board of Education Program		0.00								
23	632	District Administration Program		0.00								
24												
25	641	School Administration Program		0.00								
26												
27	651	Business Operation Program		0.00								
28	655	Central Service Program		0.00								
29	656	Administrative Technology Services Prog		0.00								
30	661	Buildings-Care Program (Custodial)		0.00								
31	663	Maintenance - Non Student Occupied		0.00								
32	664	Maintenance - Student Occupied Bldgs		0.00								
33	665	Maintenance - Grounds		0.00								
34	667	Security Program		0.00								
35												
36	681	Pupil - To School Trans. Program		0.00								
37	682	Pupil - Activity Trans. Program		0.00								
38	683	General Transportation Program		0.00								
		Subtotal (carried over to page b)	0.00	0.00	0.00	0.00	0.00	0.00	0.00	0.00	0.00	0.00

**BUDGET
EXPENDITURES**
July 1, 2017 - June 30, 2018

NOTE: Round each entry to the nearest dollar amount.

Line	Code	EXPENDITURES Functions/Programs	Prior Year Budget	Proposed Budget	100 Salaries	200 Benefits	300 Purchased Services	400 Supplies Materials	500 Capital Objects	600 Debt Retirement	700 Insurance- Judgment	800 Transfers
39	691	Other Support Services Program		\$0.00								
41	600	TOTAL SUPPORT SERVICES	\$0.00	\$0.00	\$0.00	\$0.00	\$0.00	\$0.00	\$0.00	\$0.00	\$0.00	\$0.00
44	710	Child Nutrition Program		0.00								
45	720	Community Services Program		0.00								
46	730	Enterprise Operations		0.00								
48	700	TOTAL NON-INSTRUCTION	\$0.00	\$0.00	\$0.00	\$0.00	\$0.00	\$0.00	\$0.00	\$0.00	\$0.00	\$0.00
50	810	Capital Assets - Student Occupied		0.00								
51	811	Capital Assets - NonStudent Occupied		0.00								
53	800	TOTAL CAPITAL ASSET PROGRAMS	\$0.00	\$0.00	\$0.00	\$0.00	\$0.00	\$0.00	\$0.00	\$0.00	\$0.00	\$0.00
55	911	Debt Services Program - Principal		0.00								
56	912	Debt Services Program - Interest		0.00								
57	913	Debt Services Program - Refunded Debt		0.00								
58	920	Transfers Out		0.00								
60	900	TOTAL OTHER SERVICES	\$0.00	\$0.00	\$0.00	\$0.00	\$0.00	\$0.00	\$0.00	\$0.00	\$0.00	\$0.00
62		TOTAL EXPENDITURES (Lines 14+41+48+53+60)	\$743,600.00	\$702,323.00	\$539,121.00	\$163,202.00	\$0.00	\$0.00	\$0.00	\$0.00	\$0.00	\$0.00
72		BUDGET SUMMARY										
74		Beginning Fund Balance	0.00									
75		Revenues + Transfers In	743,600.00	772,141.00								
76		TOTAL REVENUE (lines 74 + 75)	743,600.00	772,141.00								
78		Total Appropriation	743,600.00	702,323.00								
79		Unappropriated Balance		69,818.00								
80		TOTAL APPROPRIATION (lines 78 + 79)	\$743,600.00	\$772,141.00								

**BUDGET
REVENUES**

July 1, 2017 - June 30, 2018

FUND NO: 258

NOTE: Round each entry to the nearest dollar amount.

Line	Code	REVENUES Item	Prior Year Budget	Proposed Budget		Line	Code	REVENUES Item	Prior Year Budget	Proposed Budget	
				Line Amounts	Totals					Line Amounts	Totals
1	320000	Estimated Fund Balance, July 1		*****		40	429000	Other County			
2						41	420000	TOTAL COUNTY	0.00	*****	0.00
3	411100	Taxes - General M & O				42					
4	411200	Taxes - Supplemental				43	431100	Base Support Program			
5	411300	Taxes - Emergency				44	431200	Transportation Support			
6	411400	Taxes - Tort				45	431400	Exceptional Child/SED Support			
7	411500	Taxes - Cooperative				46	431500	Border Tuition Support			
8	411600	Taxes - Tuition				47	431600	Tuition Equivalency			
9	411700	Taxes - Migrant				48	431800	Benefit Apportionment			
10	411900	Taxes - Other				49	431900	Other State Support			
11	412100	Taxes - Plant Facility				50	432100	Driver Education Program			
12	412500	Taxes - Bond & Interest				51	432400	Professional Technical Program			
13		TOTAL TAXES	0.00	*****	0.00	52	437000	Lottery/Additional State Maintenance			
14	413000	Penalty: Delinquent Taxes				53	438000	Revenue in Lieu of/Tax Replacement			
15						54	439000	Other State Revenue			
16	414100	Tuition From Individuals				55	430000	TOTAL STATE	0.00	*****	0.00
17	414200	Tuition From Districts in Idaho				56					
18	414300	Tuition From Out of State Districts				57					
19						58	442000	Indirect Unrestricted Federal			
20	415000	Earnings on Investments				59	443000	Direct Restricted Federal			
21						60	445100	Title I - ESEA			
22	416100	School Food Service				61	445200	Title VI, ESEA - Innovative Practices Program			
23	416200	Meal Sales: Non-reimbur.				62	445300	Perkins III - Vocational Technical Act			
24	416900	Other Food Sales				63	445400	Adult Education			
25						64	445500	Child Nutrition Reimbursement			
26	417100	Admissions/Activities				65	445600	IDEA Part B (School Age & Preschool)	20,151.00	20,350.00	
27	417200	Bookstore Sales				66	445900	Other Indirect Federal Programs			
28	417300	Clubs, Org. Dues, Etc.				67	448200	Impact Aid - P.L. 874			
29	417400	School Fees & Charges				68	440000	TOTAL FEDERAL	20,151.00	*****	20,350.00
30	417900	Other Student Revenues				69					
31						70	451000	Proceeds: Bonds, Capital Leases, et. al.			
32	418100	Community Service				71	453000	Sale of Fixed Assets			
33						72	450000	TOTAL OTHER	0.00	*****	0.00
34	419100	Rentals				73					
35	419200	Contributions/Donations				74		TOTAL REVENUES	20,151.00	*****	20,350.00
36	419300	Transportation Fees				75					
37	419900	Other Local				76	460000	TRANSFERS IN			0.00
38		TOTAL OTHER LOCAL	0.00	*****	0.00	77					
39	410000	TOTAL LOCAL (Line 13 + 38)	0.00	*****	0.00		400000	TOTAL BALANCE + REVENUES + TRANSFERS (Lines 1 + 74 + 76)	\$20,151.00	*****	\$20,350.00

**BUDGET
EXPENDITURES**

July 1, 2017 - June 30, 2018

FUND NO: 258

NOTE: Round each entry to the nearest dollar amount.

Line	Code	EXPENDITURES Functions/Programs	Prior Year Budget	Proposed Budget	100 Salaries	200 Benefits	300 Purchased Services	400 Supplies Materials	500 Capital Objects	600 Debt Retirement	700 Insurance- Judgment	800 Transfers
1	512	Elementary School Program		\$0.00								
2	515	Secondary School Program		0.00								
3	517	Alternative School Program		0.00								
4	519	Vocational-Technical Program		0.00								
5	521	Special Education Program		0.00								
6	522	Special Education Preschool Program	20,151.00	20,350.00	16,973.00	3,377.00						
7	524	Gifted & Talented Program		0.00								
8	531	Interscholastic Program		0.00								
9	532	School Activity Program		0.00								
10	541	Summer School Program		0.00								
11	542	Adult School Program		0.00								
12	546	Detention Center Program		0.00								
13												
14	500	TOTAL INSTRUCTION	\$20,151.00	\$20,350.00	\$16,973.00	\$3,377.00	\$0.00	\$0.00	\$0.00	\$0.00	\$0.00	\$0.00
15												
16	611	Attendance-Guidance-Health Program		0.00								
17	616	Special Education Support Services Prog		0.00								
18												
19	621	Instruction Improvement Program		0.00								
20	622	Educational Media Program		0.00								
21	623	Instruction-Related Technology Program		0.00								
22	631	Board of Education Program		0.00								
23	632	District Administration Program		0.00								
24												
25	641	School Administration Program		0.00								
26												
27	651	Business Operation Program		0.00								
28	655	Central Service Program		0.00								
29	656	Administrative Technology Services Prog		0.00								
30	661	Buildings-Care Program (Custodial)		0.00								
31	663	Maintenance - Non Student Occupied		0.00								
32	664	Maintenance - Student Occupied Bldgs		0.00								
33	665	Maintenance - Grounds		0.00								
34	667	Security Program		0.00								
35												
36	681	Pupil - To School Trans. Program		0.00								
37	682	Pupil - Activity Trans. Program		0.00								
38	683	General Transportation Program		0.00								
		Subtotal (carried over to page b)	0.00	0.00	0.00	0.00	0.00	0.00	0.00	0.00	0.00	0.00

**BUDGET
EXPENDITURES**

July 1, 2017 - June 30, 2018

NOTE: Round each entry to the nearest dollar amount.

Line	Code	EXPENDITURES Functions/Programs	Prior Year Budget	Proposed Budget	100 Salaries	200 Benefits	300 Purchased Services	400 Supplies Materials	500 Capital Objects	600 Debt Retirement	700 Insurance- Judgment	800 Transfers
39	691	Other Support Services Program		\$0.00								
40												
41	600	TOTAL SUPPORT SERVICES	\$0.00	\$0.00	\$0.00	\$0.00	\$0.00	\$0.00	\$0.00	\$0.00	\$0.00	\$0.00
42												
44	710	Child Nutrition Program		0.00								
45	720	Community Services Program		0.00								
46	730	Enterprise Operations		0.00								
47												
48	700	TOTAL NON-INSTRUCTION	\$0.00	\$0.00	\$0.00	\$0.00	\$0.00	\$0.00	\$0.00	\$0.00	\$0.00	\$0.00
49												
50	810	Capital Assets - Student Occupied		0.00								
51	811	Capital Assets - NonStudent Occupied		0.00								
52												
53	800	TOTAL CAPITAL ASSET PROGRAMS	\$0.00	\$0.00	\$0.00	\$0.00	\$0.00	\$0.00	\$0.00	\$0.00	\$0.00	\$0.00
54												
55	911	Debt Services Program - Principal		0.00								
56	912	Debt Services Program - Interest		0.00								
57	913	Debt Services Program - Refunded Debt		0.00								
58	920	Transfers Out		0.00								
59												
60	900	TOTAL OTHER SERVICES	\$0.00	\$0.00	\$0.00	\$0.00	\$0.00	\$0.00	\$0.00	\$0.00	\$0.00	\$0.00
61												
62		TOTAL EXPENDITURES										
63		(Lines 14+41+48+53+60)	\$20,151.00	\$20,350.00	\$16,973.00	\$3,377.00	\$0.00	\$0.00	\$0.00	\$0.00	\$0.00	\$0.00
64												
65												
66												
67												
68												
69												
70												
71												
72		BUDGET SUMMARY										
73												
74		Beginning Fund Balance	0.00									
75		Revenues + Transfers In	20,151.00	20,350.00								
76		TOTAL REVENUE (lines 74 + 75)	20,151.00	20,350.00								
77												
78		Total Appropriation	20,151.00	20,350.00								
79		Unappropriated Balance										
80		TOTAL APPROPRIATION (lines 78 + 79)	\$20,151.00	\$20,350.00								

**BUDGET
REVENUES**

PERKINS IV - PROFESSIONAL TECHNICAL ACT

July 1, 2017 - June 30, 2018

FUND NO: 263

NOTE: Round each entry to the nearest dollar amount.

Line	Code	REVENUES Item	Prior Year Budget	Proposed Budget		Line	Code	REVENUES Item	Prior Year Budget	Proposed Budget	
				Line Amounts	Totals					Line Amounts	Totals
1	320000	Estimated Fund Balance, July 1		*****		40	429000	Other County			
2						41	420000	TOTAL COUNTY	0.00	*****	0.00
3	411100	Taxes - General M & O				42					
4	411200	Taxes - Supplemental				43	431100	Base Support Program			
5	411300	Taxes - Emergency				44	431200	Transportation Support			
6	411400	Taxes - Tort				45	431400	Exceptional Child/SED Support			
7	411500	Taxes - Cooperative				46	431500	Border Tuition Support			
8	411600	Taxes - Tuition				47	431600	Tuition Equivalency			
9	411700	Taxes - Migrant				48	431800	Benefit Apportionment			
10	411900	Taxes - Other				49	431900	Other State Support			
11	412100	Taxes - Plant Facility				50	432100	Driver Education Program			
12	412500	Taxes - Bond & Interest				51	432400	Professional Technical Program			
13		TOTAL TAXES	0.00	*****	0.00	52	437000	Lottery/Additional State Maintenance			
14	413000	Penalty: Delinquent Taxes				53	438000	Revenue in Lieu of/Tax Replacement			
15						54	439000	Other State Revenue			
16	414100	Tuition From Individuals				55	430000	TOTAL STATE	0.00	*****	0.00
17	414200	Tuition From Districts in Idaho				56					
18	414300	Tuition From Out of State Districts				57					
19						58	442000	Indirect Unrestricted Federal			
20	415000	Earnings on Investments				59	443000	Direct Restricted Federal			
21						60	445100	Title I - ESEA			
22	416100	School Food Service				61	445200	Title VI, ESEA - Innovative Practices Program			
23	416200	Meal Sales: Non-reimbur.				62	445300	Perkins III - Vocational Technical Act	57,721.00	57,521.00	
24	416900	Other Food Sales				63	445400	Adult Education			
25						64	445500	Child Nutrition Reimbursement			
26	417100	Admissions/Activities				65	445600	IDEA Part B (School Age & Preschool)			
27	417200	Bookstore Sales				66	445900	Other Indirect Federal Programs			
28	417300	Clubs, Org. Dues, Etc.				67	448200	Impact Aid - P.L. 874			
29	417400	School Fees & Charges				68	440000	TOTAL FEDERAL	57,721.00	*****	57,521.00
30	417900	Other Student Revenues				69					
31						70	451000	Proceeds: Bonds, Capital Leases, et. al.			
32	418100	Community Service				71	453000	Sale of Fixed Assets			
33						72	450000	TOTAL OTHER	0.00	*****	0.00
34	419100	Rentals				73					
35	419200	Contributions/Donations				74		TOTAL REVENUES	57,721.00	*****	57,521.00
36	419300	Transportation Fees				75					
37	419900	Other Local				76	460000	TRANSFERS IN			0.00
38		TOTAL OTHER LOCAL	0.00	*****	0.00	77					
39	410000	TOTAL LOCAL (Line 13 + 38)	0.00	*****	0.00		400000	TOTAL BALANCE + REVENUES + TRANSFERS (Lines 1 + 74 + 76)	\$57,721.00	*****	\$57,521.00

**BUDGET
EXPENDITURES**

July 1, 2017 - June 30, 2018

FUND NO: 263

NOTE: Round each entry to the nearest dollar amount.

Line	Code	EXPENDITURES Functions/Programs	Prior Year	Proposed	100	200	300	400	500	600	700	800
			Budget	Budget	Salaries	Benefits	Purchased Services	Supplies Materials	Capital Objects	Debt Retirement	Insurance-Judgment	Transfers
1	512	Elementary School Program		\$0.00								
2	515	Secondary School Program	57,721.00	57,721.00	44,948.00	12,773.00						
3	517	Alternative School Program		0.00								
4	519	Vocational-Technical Program		0.00								
5	521	Special Education Program		0.00								
6	522	Special Education Preschool Program		0.00								
7	524	Gifted & Talented Program		0.00								
8	531	Interscholastic Program		0.00								
9	532	School Activity Program		0.00								
10	541	Summer School Program		0.00								
11	542	Adult School Program		0.00								
12	546	Detention Center Program		0.00								
13												
14	500	TOTAL INSTRUCTION	\$57,721.00	\$57,721.00	\$44,948.00	\$12,773.00	\$0.00	\$0.00	\$0.00	\$0.00	\$0.00	\$0.00
15												
16	611	Attendance-Guidance-Health Program		0.00								
17	616	Special Education Support Services Prog		0.00								
18												
19	621	Instruction Improvement Program		0.00								
20	622	Educational Media Program		0.00								
21	623	Instruction-Related Technology Program		0.00								
22	631	Board of Education Program		0.00								
23	632	District Administration Program		0.00								
24												
25	641	School Administration Program		0.00								
26												
27	651	Business Operation Program		0.00								
28	655	Central Service Program		0.00								
29	656	Administrative Technology Services Prog		0.00								
30	661	Buildings-Care Program (Custodial)		0.00								
31	663	Maintenance - Non Student Occupied		0.00								
32	664	Maintenance - Student Occupied Bldgs		0.00								
33	665	Maintenance - Grounds		0.00								
34	667	Security Program		0.00								
35												
36	681	Pupil - To School Trans. Program		0.00								
37	682	Pupil - Activity Trans. Program		0.00								
38	683	General Transportation Program		0.00								
		Subtotal (carried over to page b)	0.00	0.00	0.00	0.00	0.00	0.00	0.00	0.00	0.00	0.00

**BUDGET
EXPENDITURES**
July 1, 2017 - June 30, 2018

NOTE: Round each entry to the nearest dollar amount

Line	Code	EXPENDITURES Functions/Programs	Prior Year Budget	Proposed Budget	100 Salaries	200 Benefits	300 Purchased Services	400 Supplies Materials	500 Capital Objects	600 Debt Retirement	700 Insurance- Judgment	800 Transfers
39	691	Other Support Services Program		\$0.00								
40												
41	600	TOTAL SUPPORT SERVICES	\$0.00	\$0.00	\$0.00	\$0.00	\$0.00	\$0.00	\$0.00	\$0.00	\$0.00	\$0.00
42												
44	710	Child Nutrition Program		0.00								
45	720	Community Services Program		0.00								
46	730	Enterprise Operations		0.00								
47												
48	700	TOTAL NON-INSTRUCTION	\$0.00	\$0.00	\$0.00	\$0.00	\$0.00	\$0.00	\$0.00	\$0.00	\$0.00	\$0.00
49												
50	810	Capital Assets - Student Occupied		0.00								
51	811	Capital Assets - NonStudent Occupied		0.00								
52												
53	800	TOTAL CAPITAL ASSET PROGRAMS	\$0.00	\$0.00	\$0.00	\$0.00	\$0.00	\$0.00	\$0.00	\$0.00	\$0.00	\$0.00
54												
55	911	Debt Services Program - Principal		0.00								
56	912	Debt Services Program - Interest		0.00								
57	913	Debt Services Program - Refunded Debt		0.00								
58	920	Transfers Out		0.00								
59												
60	900	TOTAL OTHER SERVICES	\$0.00	\$0.00	\$0.00	\$0.00	\$0.00	\$0.00	\$0.00	\$0.00	\$0.00	\$0.00
61												
62		TOTAL EXPENDITURES										
63		(Lines 14+41+48+53+60)	\$57,721.00	\$57,721.00	\$44,948.00	\$12,773.00	\$0.00	\$0.00	\$0.00	\$0.00	\$0.00	\$0.00
64												
65												
66												
67												
68												
69												
70												
71												
72		BUDGET SUMMARY										
73												
74		Beginning Fund Balance	0.00									
75		Revenues + Transfers In	57,721.00	57,521.00								
76		TOTAL REVENUE (lines 74 + 75)	57,721.00	57,521.00								
77												
78		Total Appropriation	57,721.00	57,721.00								
79		Unappropriated Balance		(200.00)								
80		TOTAL APPROPRIATION (lines 78 + 79)	\$57,721.00	\$57,521.00								

**BUDGET
REVENUES**

July 1, 2017 - June 30, 2018

TITLE II-A, ESSA - SUPPORTING EFFECTIVE INSTRUCTION

FUND NO: 272

NOTE: Round each entry to the nearest dollar amount.

Line	Code	REVENUES Item	Prior Year Budget	Proposed Budget		Line	Code	REVENUES Item	Prior Year Budget	Proposed Budget	
				Line Amounts	Totals					Line Amounts	Totals
1	320000	Estimated Fund Balance, July 1		*****		40	429000	Other County			
2						41	420000	TOTAL COUNTY	0.00	*****	0.00
3	411100	Taxes - General M & O				42					
4	411200	Taxes - Supplemental				43	431100	Base Support Program			
5	411300	Taxes - Emergency				44	431200	Transportation Support			
6	411400	Taxes - Tort				45	431400	Exceptional Child/SED Support			
7	411500	Taxes - Cooperative				46	431500	Border Tuition Support			
8	411600	Taxes - Tuition				47	431600	Tuition Equivalency			
9	411700	Taxes - Migrant				48	431800	Benefit Apportionment			
10	411900	Taxes - Other				49	431900	Other State Support			
11	412100	Taxes - Plant Facility				50	432100	Driver Education Program			
12	412500	Taxes - Bond & Interest				51	432400	Professional Technical Program			
13		TOTAL TAXES	0.00	*****	0.00	52	437000	Lottery/Additional State Maintenance			
14	413000	Penalty: Delinquent Taxes				53	438000	Revenue in Lieu of/Tax Replacement			
15						54	439000	Other State Revenue			
16	414100	Tuition From Individuals				55	430000	TOTAL STATE	0.00	*****	0.00
17	414200	Tuition From Districts in Idaho				56					
18	414300	Tuition From Out of State Districts				57					
19						58	442000	Indirect Unrestricted Federal			
20	415000	Earnings on Investments				59	443000	Direct Restricted Federal			
21						60	445100	Title I - ESEA			
22	416100	School Food Service				61	445200	Title VI, ESEA - Innovative Practices Program			
23	416200	Meal Sales: Non-reimbur.				62	445300	Perkins III - Vocational Technical Act			
24	416900	Other Food Sales				63	445400	Adult Education			
25						64	445500	Child Nutrition Reimbursement			
26	417100	Admissions/Activities				65	445600	IDEA Part B (School Age & Preschool)			
27	417200	Bookstore Sales				66	445900	Other Indirect Federal Programs	139,943.00	147,282.00	
28	417300	Clubs, Org. Dues, Etc.				67	448200	Impact Aid - P.L. 874			
29	417400	School Fees & Charges				68	440000	TOTAL FEDERAL	139,943.00	*****	147,282.00
30	417900	Other Student Revenues				69					
31						70	451000	Proceeds: Bonds, Capital Leases, et. al.			
32	418100	Community Service				71	453000	Sale of Fixed Assets			
33						72	450000	TOTAL OTHER	0.00	*****	0.00
34	419100	Rentals				73					
35	419200	Contributions/Donations				74		TOTAL REVENUES	139,943.00	*****	147,282.00
36	419300	Transportation Fees				75					
37	419900	Other Local				76	460000	TRANSFERS IN			0.00
38		TOTAL OTHER LOCAL	0.00	*****	0.00	77					
39	410000	TOTAL LOCAL (Line 13 + 38)	0.00	*****	0.00		400000	TOTAL BALANCE + REVENUES + TRANSFERS (Lines 1 + 74 + 76)	\$139,943.00	*****	\$147,282.00

**BUDGET
EXPENDITURES**

July 1, 2017 - June 30, 2018

FUND NO: 272

NOTE: Round each entry to the nearest dollar amount.

Line	Code	EXPENDITURES Functions/Programs	Prior Year	Proposed	100	200	300	400	500	600	700	800
			Budget	Budget	Salaries	Benefits	Purchased Services	Supplies Materials	Capital Objects	Debt Retirement	Insurance-Judgment	Transfers
1	512	Elementary School Program	\$139,943.00	\$147,282.00	\$123,736.00	\$23,546.00						
2	515	Secondary School Program		0.00								
3	517	Alternative School Program		0.00								
4	519	Vocational-Technical Program		0.00								
5	521	Special Education Program		0.00								
6	522	Special Education Preschool Program		0.00								
7	524	Gifted & Talented Program		0.00								
8	531	Interscholastic Program		0.00								
9	532	School Activity Program		0.00								
10	541	Summer School Program		0.00								
11	542	Adult School Program		0.00								
12	546	Detention Center Program		0.00								
13												
14	500	TOTAL INSTRUCTION	\$139,943.00	\$147,282.00	\$123,736.00	\$23,546.00	\$0.00	\$0.00	\$0.00	\$0.00	\$0.00	\$0.00
15												
16	611	Attendance-Guidance-Health Program		0.00								
17	616	Special Education Support Services Prog		0.00								
18												
19	621	Instruction Improvement Program		0.00								
20	622	Educational Media Program		0.00								
21	623	Instruction-Related Technology Program		0.00								
22	631	Board of Education Program		0.00								
23	632	District Administration Program		0.00								
24												
25	641	School Administration Program		0.00								
26												
27	651	Business Operation Program		0.00								
28	655	Central Service Program		0.00								
29	656	Administrative Technology Services Prog		0.00								
30	661	Buildings-Care Program (Custodial)		0.00								
31	663	Maintenance - Non Student Occupied		0.00								
32	664	Maintenance - Student Occupied Bldgs		0.00								
33	665	Maintenance - Grounds		0.00								
34	667	Security Program		0.00								
35												
36	681	Pupil - To School Trans. Program		0.00								
37	682	Pupil - Activity Trans. Program		0.00								
38	683	General Transportation Program		0.00								
		Subtotal (carried over to page b)	0.00	0.00	0.00	0.00	0.00	0.00	0.00	0.00	0.00	0.00

**BUDGET
EXPENDITURES**
July 1, 2017 - June 30, 2018

NOTE: Round each entry to the nearest dollar amount.

Line	Code	EXPENDITURES Functions/Programs	Prior Year Budget	Proposed Budget	100 Salaries	200 Benefits	300 Purchased Services	400 Supplies Materials	500 Capital Objects	600 Debt Retirement	700 Insurance- Judgment	800 Transfers
39	691	Other Support Services Program		\$0.00								
40												
41	600	TOTAL SUPPORT SERVICES	\$0.00	\$0.00	\$0.00	\$0.00	\$0.00	\$0.00	\$0.00	\$0.00	\$0.00	\$0.00
42												
44	710	Child Nutrition Program		0.00								
45	720	Community Services Program		0.00								
46	730	Enterprise Operations		0.00								
47												
48	700	TOTAL NON-INSTRUCTION	\$0.00	\$0.00	\$0.00	\$0.00	\$0.00	\$0.00	\$0.00	\$0.00	\$0.00	\$0.00
49												
50	810	Capital Assets - Student Occupied		0.00								
51	811	Capital Assets - NonStudent Occupied		0.00								
52												
53	800	TOTAL CAPITAL ASSET PROGRAMS	\$0.00	\$0.00	\$0.00	\$0.00	\$0.00	\$0.00	\$0.00	\$0.00	\$0.00	\$0.00
54												
55	911	Debt Services Program - Principal		0.00								
56	912	Debt Services Program - Interest		0.00								
57	913	Debt Services Program - Refunded Debt		0.00								
58	920	Transfers Out		0.00								
59												
60	900	TOTAL OTHER SERVICES	\$0.00	\$0.00	\$0.00	\$0.00	\$0.00	\$0.00	\$0.00	\$0.00	\$0.00	\$0.00
61												
62		TOTAL EXPENDITURES (Lines 14+41+48+53+60)	\$139,943.00	\$147,282.00	\$123,736.00	\$23,546.00	\$0.00	\$0.00	\$0.00	\$0.00	\$0.00	\$0.00
63												
64												
65												
66												
67												
68												
69												
70												
71												
72		BUDGET SUMMARY										
73												
74		Beginning Fund Balance	0.00									
75		Revenues + Transfers In	139,943.00	147,282.00								
76		TOTAL REVENUE (lines 74 + 75)	139,943.00	147,282.00								
77												
78		Total Appropriation	139,943.00	147,282.00								
79		Unappropriated Balance										
80		TOTAL APPROPRIATION (lines 78 + 79)	\$139,943.00	\$147,282.00								

**BUDGET
REVENUES**

July 1, 2017 - June 30, 2018

CHILD NUTRITION

FUND NO: 290

NOTE: Round each entry to the nearest dollar amount.

Line	Code	REVENUES Item	Prior Year Budget	Proposed Budget		Line	Code	REVENUES Item	Prior Year Budget	Proposed Budget	
				Line Amounts	Totals					Line Amounts	Totals
1	320000	Estimated Fund Balance, July 1		*****	\$268,000.00	40	429000	Other County			
2						41	420000	TOTAL COUNTY	0.00	*****	0.00
3	411100	Taxes - General M & O				42					
4	411200	Taxes - Supplemental				43	431100	Base Support Program			
5	411300	Taxes - Emergency				44	431200	Transportation Support			
6	411400	Taxes - Tort				45	431400	Exceptional Child/SED Support			
7	411500	Taxes - Cooperative				46	431500	Border Tuition Support			
8	411600	Taxes - Tuition				47	431600	Tuition Equivalency			
9	411700	Taxes - Migrant				48	431800	Benefit Apportionment			
10	411900	Taxes - Other				49	431900	Other State Support			
11	412100	Taxes - Plant Facility				50	432100	Driver Education Program			
12	412500	Taxes - Bond & Interest				51	432400	Professional Technical Program			
13		TOTAL TAXES	0.00	*****	0.00	52	437000	Lottery/Additional State Maintenance			
14	413000	Penalty: Delinquent Taxes				53	438000	Revenue in Lieu of/Tax Replacement			
15						54	439000	Other State Revenue			
16	414100	Tuition From Individuals				55	430000	TOTAL STATE	0.00	*****	0.00
17	414200	Tuition From Districts in Idaho				56					
18	414300	Tuition From Out of State Districts				57					
19						58	442000	Indirect Unrestricted Federal			
20	415000	Earnings on Investments				59	443000	Direct Restricted Federal			
21						60	445100	Title I - ESEA			
22	416100	School Food Service	271,469.00	314,002.00		61	445200	Title VI, ESEA - Innovative Practices Program			
23	416200	Meal Sales: Non-reimbur.	151,423.00	155,057.00		62	445300	Perkins III - Vocational Technical Act			
24	416900	Other Food Sales				63	445400	Adult Education			
25						64	445500	Child Nutrition Reimbursement	941,052.00	942,751.00	
26	417100	Admissions/Activities				65	445600	IDEA Part B (School Age & Preschool)			
27	417200	Bookstore Sales				66	445900	Other Indirect Federal Programs	71,483.00	70,245.00	
28	417300	Clubs, Org. Dues, Etc.				67	448200	Impact Aid - P.L. 874			
29	417400	School Fees & Charges				68	440000	TOTAL FEDERAL	1,012,535.00	*****	1,012,996.00
30	417900	Other Student Revenues				69					
31						70	451000	Proceeds: Bonds, Capital Leases, et. al.			
32	418100	Community Service				71	453000	Sale of Fixed Assets			
33						72	450000	TOTAL OTHER	0.00	*****	0.00
34	419100	Rentals				73					
35	419200	Contributions/Donations				74		TOTAL REVENUES	1,435,427.00	*****	1,482,055.00
36	419300	Transportation Fees				75					
37	419900	Other Local				76	460000	TRANSFERS IN			0.00
38		TOTAL OTHER LOCAL	422,892.00	*****	469,059.00	77					
39	410000	TOTAL LOCAL (Line 13 + 38)	422,892.00	*****	469,059.00		400000	TOTAL BALANCE + REVENUES + TRANSFERS (Lines 1 + 74 + 76)	\$1,435,427.00	*****	\$1,750,055.00

**BUDGET
EXPENDITURES**

July 1, 2017 - June 30, 2018

NOTE: Round each entry to the nearest dollar amount.

Line	Code	EXPENDITURES Functions/Programs	Prior Year Budget	Proposed Budget	100 Salaries	200 Benefits	300 Purchased Services	400 Supplies Materials	500 Capital Objects	600 Debt Retirement	700 Insurance- Judgment	800 Transfers
1	512	Elementary School Program		\$0.00								
2	515	Secondary School Program		0.00								
3	517	Alternative School Program		0.00								
4	519	Vocational-Technical Program		0.00								
5	521	Special Education Program		0.00								
6	522	Special Education Preschool Program		0.00								
7	524	Gifted & Talented Program		0.00								
8	531	Interscholastic Program		0.00								
9	532	School Activity Program		0.00								
10	541	Summer School Program		0.00								
11	542	Adult School Program		0.00								
12	546	Detention Center Program		0.00								
13												
14	500	TOTAL INSTRUCTION	\$0.00	\$0.00	\$0.00	\$0.00	\$0.00	\$0.00	\$0.00	\$0.00	\$0.00	\$0.00
15												
16	611	Attendance-Guidance-Health Program		0.00								
17	616	Special Education Support Services Prog		0.00								
18												
19	621	Instruction Improvement Program		0.00								
20	622	Educational Media Program		0.00								
21	623	Instruction-Related Technology Program		0.00								
22	631	Board of Education Program		0.00								
23	632	District Administration Program		0.00								
24												
25	641	School Administration Program		0.00								
26												
27	651	Business Operation Program		0.00								
28	655	Central Service Program		0.00								
29	656	Administrative Technology Services Prog		0.00								
30	661	Buildings-Care Program (Custodial)		0.00								
31	663	Maintenance - Non Student Occupied		0.00								
32	664	Maintenance - Student Occupied Bldgs		0.00								
33	665	Maintenance - Grounds		0.00								
34	667	Security Program		0.00								
35												
36	681	Pupil - To School Trans. Program		0.00								
37	682	Pupil - Activity Trans. Program		0.00								
38	683	General Transportation Program		0.00								
		Subtotal (carried over to page b)	0.00	0.00	0.00	0.00	0.00	0.00	0.00	0.00	0.00	0.00

**BUDGET
EXPENDITURES**
July 1, 2017 - June 30, 2018

NOTE: Round each entry to the nearest dollar amount.

Line	Code	EXPENDITURES Functions/Programs	Prior Year Budget	Proposed Budget	100 Salaries	200 Benefits	300 Purchased Services	400 Supplies Materials	500 Capital Objects	600 Debt Retirement	700 Insurance- Judgment	800 Transfers
39	691	Other Support Services Program		\$0.00								
40												
41	600	TOTAL SUPPORT SERVICES	\$0.00	\$0.00	\$0.00	\$0.00	\$0.00	\$0.00	\$0.00	\$0.00	\$0.00	\$0.00
42												
44	710	Child Nutrition Program	1,433,137.00	1,550,362.00			776,311.00	721,285.00	35,000.00		17,766.00	
45	720	Community Services Program		0.00								
46	790	Prior Year Refunds/Receipts		0.00								
47												
48	700	TOTAL NON-INSTRUCTION	\$1,433,137.00	\$1,550,362.00	\$0.00	\$0.00	\$776,311.00	\$721,285.00	\$35,000.00	\$0.00	\$17,766.00	\$0.00
49												
50	810	Capital Assets - Student Occupied		0.00								
51	811	Capital Assets - NonStudent Occupied		0.00								
52												
53	800	TOTAL CAPITAL ASSET PROGRAMS	\$0.00	\$0.00	\$0.00	\$0.00	\$0.00	\$0.00	\$0.00	\$0.00	\$0.00	\$0.00
54												
55	911	Debt Services Program - Principal		0.00								
56	912	Debt Services Program - Interest		0.00								
57	913	Debt Services Program - Refunded Debt		0.00								
58	920	Transfers Out		0.00								
59												
60	900	TOTAL OTHER SERVICES	\$0.00	\$0.00	\$0.00	\$0.00	\$0.00	\$0.00	\$0.00	\$0.00	\$0.00	\$0.00
61												
62		TOTAL EXPENDITURES										
63		(Lines 14+41+48+53+60)	\$1,433,137.00	\$1,550,362.00	\$0.00	\$0.00	\$776,311.00	\$721,285.00	\$35,000.00	\$0.00	\$17,766.00	\$0.00
64												
65												
66												
67												
68												
69												
70												
71												
72		BUDGET SUMMARY										
73												
74		Beginning Fund Balance	0.00	268,000.00								
75		Revenues + Transfers In	1,435,427.00	1,482,055.00								
76		TOTAL REVENUE (lines 74 + 75)	1,435,427.00	1,750,055.00								
77												
78		Total Appropriation	1,433,137.00	1,550,362.00								
79		Unappropriated Balance	2,290.00	199,693.00								
80		TOTAL APPROPRIATION (lines 78 + 79)	\$1,435,427.00	\$1,750,055.00								

**BUDGET
REVENUES**

July 1, 2017 - June 30, 2018

FUND NO: 310

NOTE: Round each entry to the nearest dollar amount.

Line	Code	REVENUES Item	Prior Year Budget	Proposed Budget		Line	Code	REVENUES Item	Prior Year Budget	Proposed Budget	
				Line Amounts	Totals					Line Amounts	Totals
1	320000	Estimated Fund Balance, July 1		*****	\$890,000.00	40	429000	Other County			
2						41	420000	TOTAL COUNTY	0.00	*****	0.00
3	411100	Taxes - General M & O				42					
4	411200	Taxes - Supplemental				43	431100	Base Support Program			
5	411300	Taxes - Emergency				44	431200	Transportation Support			
6	411400	Taxes - Tort				45	431400	Exceptional Child/SED Support			
7	411500	Taxes - Cooperative				46	431500	Border Tuition Support			
8	411600	Taxes - Tuition				47	431600	Tuition Equivalency			
9	411700	Taxes - Migrant				48	431800	Benefit Apportionment			
10	411900	Taxes - Other				49	431900	Other State Support			
11	412100	Taxes - Plant Facility				50	432100	Driver Education Program			
12	412500	Taxes - Bond & Interest	1,474,100.00	1,774,175.00		51	432400	Professional Technical Program			
13		TOTAL TAXES	1,474,100.00	*****	1,774,175.00	52	437000	Lottery/Additional State Maintenance			
14	413000	Penalty: Delinquent Taxes				53	438000	Revenue in Lieu of/Tax Replacement			
15						54	439000	Other State Revenue	38,500.00	39,418.00	
16	414100	Tuition From Individuals				55	430000	TOTAL STATE	38,500.00	*****	39,418.00
17	414200	Tuition From Districts in Idaho				56					
18	414300	Tuition From Out of State Districts				57					
19						58	442000	Indirect Unrestricted Federal			
20	415000	Earnings on Investments				59	443000	Direct Restricted Federal			
21						60	445100	Title I - ESEA			
22	416100	School Food Service				61	445200	Title VI, ESEA - Innovative Practices Program			
23	416200	Meal Sales: Non-reimbur.				62	445300	Perkins III - Vocational Technical Act			
24	416900	Other Food Sales				63	445400	Adult Education			
25						64	445500	Child Nutrition Reimbursement			
26	417100	Admissions/Activities				65	445600	IDEA Part B (School Age & Preschool)			
27	417200	Bookstore Sales				66	445900	Other Indirect Federal Programs			
28	417300	Clubs, Org. Dues, Etc.				67	448200	Impact Aid - P.L. 874			
29	417400	School Fees & Charges				68	440000	TOTAL FEDERAL	0.00	*****	0.00
30	417900	Other Student Revenues				69					
31						70	451000	Proceeds: Bonds, Capital Leases, et. al.			
32	418100	Community Service				71	453000	Sale of Fixed Assets			
33						72	450000	TOTAL OTHER	0.00	*****	0.00
34	419100	Rentals				73					
35	419200	Contributions/Donations				74		TOTAL REVENUES	1,512,600.00	*****	1,813,593.00
36	419300	Transportation Fees				75					
37	419900	Other Local				76	460000	TRANSFERS IN			0.00
38		TOTAL OTHER LOCAL	0.00	*****	0.00	77					
39	410000	TOTAL LOCAL (Line 13 + 38)	1,474,100.00	*****	1,774,175.00		400000	TOTAL BALANCE + REVENUES + TRANSFERS (Lines 1 + 74 + 76)	\$1,512,600.00	*****	\$2,703,593.00

**BUDGET
EXPENDITURES**

July 1, 2017 - June 30, 2018

NOTE: Round each entry to the nearest dollar amount.

Line	Code	EXPENDITURES Functions/Programs	Prior Year Budget	Proposed Budget	100 Salaries	200 Benefits	300 Purchased Services	400 Supplies Materials	500 Capital Objects	600 Debt Retirement	700 Insurance- Judgment	800 Transfers
1	512	Elementary School Program		\$0.00								
2	515	Secondary School Program		0.00								
3	517	Alternative School Program		0.00								
4	519	Vocational-Technical Program		0.00								
5	521	Special Education Program		0.00								
6	522	Special Education Preschool Program		0.00								
7	524	Gifted & Talented Program		0.00								
8	531	Interscholastic Program		0.00								
9	532	School Activity Program		0.00								
10	541	Summer School Program		0.00								
11	542	Adult School Program		0.00								
12	546	Detention Center Program		0.00								
13												
14	500	TOTAL INSTRUCTION	\$0.00	\$0.00	\$0.00	\$0.00	\$0.00	\$0.00	\$0.00	\$0.00	\$0.00	\$0.00
15												
16	611	Attendance-Guidance-Health Program		0.00								
17	616	Special Education Support Services Prog		0.00								
18												
19	621	Instruction Improvement Program		0.00								
20	622	Educational Media Program		0.00								
21	623	Instruction-Related Technology Program		0.00								
22	631	Board of Education Program		0.00								
23	632	District Administration Program		0.00								
24												
25	641	School Administration Program		0.00								
26												
27	651	Business Operation Program		0.00								
28	655	Central Service Program		0.00								
29	656	Administrative Technology Services Prog		0.00								
30	661	Buildings-Care Program (Custodial)		0.00								
31	663	Maintenance - Non Student Occupied		0.00								
32	664	Maintenance - Student Occupied Bldgs		0.00								
33	665	Maintenance - Grounds		0.00								
34	667	Security Program		0.00								
35												
36	681	Pupil - To School Trans. Program		0.00								
37	682	Pupil - Activity Trans. Program		0.00								
38	683	General Transportation Program		0.00								

**BUDGET
EXPENDITURES**

July 1, 2017 - June 30, 2018

BOND REDEMPTION & INTEREST FUND

FUND NO: 310

NOTE: Round each entry to the nearest dollar amount.

Line	Code	EXPENDITURES Functions/Programs	Prior Year Budget	Proposed Budget	100 Salaries	200 Benefits	300 Purchased Services	400 Supplies Materials	500 Capital Objects	600 Debt Retirement	700 Insurance- Judgment	800 Transfers
39	691	Other Support Services Program		\$0.00								
40												
41	600	TOTAL SUPPORT SERVICES	\$0.00	\$0.00	\$0.00	\$0.00	\$0.00	\$0.00	\$0.00	\$0.00	\$0.00	\$0.00
42												
44	710	Child Nutrition Program		0.00								
45	720	Community Services Program		0.00								
46	790	Prior Year Refunds/Receipts		0.00								
47												
48	700	TOTAL NON-INSTRUCTION	\$0.00	\$0.00	\$0.00	\$0.00	\$0.00	\$0.00	\$0.00	\$0.00	\$0.00	\$0.00
49												
50	810	Capital Assets - Student Occupied		0.00								
51	811	Capital Assets - NonStudent Occupied		0.00								
52												
53	800	TOTAL CAPITAL ASSET PROGRAMS	\$0.00	\$0.00	\$0.00	\$0.00	\$0.00	\$0.00	\$0.00	\$0.00	\$0.00	\$0.00
54												
55	911	Debt Services Program - Principal	1,080,000.00	1,120,000.00						1,120,000.00		
56	912	Debt Services Program - Interest	394,100.00	354,175.00						354,175.00		
57	913	Debt Services Program - Refunded Debt		0.00								
58	920	Transfers Out		0.00								
59												
60	900	TOTAL OTHER SERVICES	\$1,474,100.00	\$1,474,175.00	\$0.00	\$0.00	\$0.00	\$0.00	\$0.00	\$1,474,175.00	\$0.00	\$0.00
61												
62		TOTAL EXPENDITURES										
63		(Lines 14+41+48+53+60)	\$1,474,100.00	\$1,474,175.00	\$0.00	\$0.00	\$0.00	\$0.00	\$0.00	\$1,474,175.00	\$0.00	\$0.00
64												
65												
66												
67												
68												
69												
70												
71												
72		BUDGET SUMMARY										
73												
74		Beginning Fund Balance		890,000.00								
75		Revenues + Transfers In	1,512,600.00	1,813,593.00								
76		TOTAL REVENUE (lines 74 + 75)	1,512,600.00	2,703,593.00								
77												
78		Total Appropriation	1,474,100.00	1,474,175.00								
79		Unappropriated Balance	38,500.00	1,229,418.00								
80		TOTAL APPROPRIATION (lines 78 + 79)	\$1,512,600.00	\$2,703,593.00								

**BUDGET
REVENUES**

July 1, 2017 - June 30, 2018

PLANT FACILITIES

FUND NO. 420

NOTE: Round each entry to the nearest dollar amount.

Line	Code	REVENUES Item	Prior Year Budget	Proposed Budget		Line	Code	REVENUES Item	Prior Year Budget	Proposed Budget	
				Line Amounts	Totals					Line Amounts	Totals
1	320000	Estimated Fund Balance, July 1	\$0.00	*****		40	429000	Other County			
2			0			41	420000	TOTAL COUNTY	0.00	*****	0.00
3	411100	Taxes - General M & O				42					
4	411200	Taxes - Supplemental				43	431100	Base Support Program			
5	411300	Taxes - Emergency				44	431200	Transportation Support			
6	411400	Taxes - Tort				45	431400	Exceptional Child/SED Support			
7	411500	Taxes - Cooperative				46	431500	Border Tuition Support			
8	411600	Taxes - Tuition				47	431600	Tuition Equivalency			
9	411700	Taxes - Migrant				48	431800	Benefit Apportionment			
10	411900	Taxes - Other				49	431900	Other State Support			
11	412100	Taxes - Plant Facility	800,000.00	1,146,520.00		50	432100	Driver Education Program			
12	412500	Taxes - Bond & Interest				51	432400	Professional Technical Program			
13		TOTAL TAXES	800,000.00	*****	1,146,520.00	52	437000	Lottery/Additional State Maintenance			
14	413000	Penalty: Delinquent Taxes				53	438000	Revenue in Lieu of/Tax Replacement			
15						54	439000	Other State Revenue			
16	414100	Tuition From Individuals				55	430000	TOTAL STATE	0.00	*****	0.00
17	414200	Tuition From Districts in Idaho				56					
18	414300	Tuition From Out of State Districts				57					
19						58	442000	Indirect Unrestricted Federal			
20	415000	Earnings on Investments				59	443000	Direct Restricted Federal			
21						60	445100	Title I - ESEA			
22	416100	School Food Service				61	445200	Title VI, ESEA - Innovative Practices Program			
23	416200	Meal Sales: Non-reimbur.				62	445300	Perkins III - Vocational Technical Act			
24	416900	Other Food Sales				63	445400	Adult Education			
25						64	445500	Child Nutrition Reimbursement			
26	417100	Admissions/Activities				65	445600	IDEA Part B (School Age & Preschool)			
27	417200	Bookstore Sales				66	445900	Other Indirect Federal Programs			
28	417300	Clubs, Org. Dues, Etc.				67	448200	Impact Aid - P.L. 874			
29	417400	School Fees & Charges				68	440000	TOTAL FEDERAL	0.00	*****	0.00
30	417900	Other Student Revenues				69					
31						70	451000	Proceeds: Bonds, Capital Leases, et. al.			
32	418100	Community Service				71	453000	Sale of Fixed Assets			
33						72	450000	TOTAL OTHER	0.00	*****	0.00
34	419100	Rentals				73					
35	419200	Contributions/Donations				74		TOTAL REVENUES	800,000.00	*****	1,146,520.00
36	419300	Transportation Fees				75					
37	419900	Other Local				76	460000	TRANSFERS IN	388,800.00	300,000.00	300,000.00
38		TOTAL OTHER LOCAL	0.00	*****	0.00	77					
39	410000	TOTAL LOCAL (Line 13 + 38)	800,000.00	*****	1,146,520.00		400000	TOTAL BALANCE + REVENUES + TRANSFERS (Lines 1 + 74 + 76)	\$1,188,800.00	*****	\$1,446,520.00

**BUDGET
EXPENDITURES**

July 1, 2017 - June 30, 2018

FUND NO: 420

NOTE: Round each entry to the nearest dollar amount.

Line	Code	EXPENDITURES Functions/Programs	Prior Year Budget	Proposed Budget	100 Salaries	200 Benefits	300 Purchased Services	400 Supplies Materials	500 Capital Objects	600 Debt Retirement	700 Insurance- Judgment	800 Transfers
1	512	Elementary School Program		\$0.00								
2	515	Secondary School Program		0.00								
3	517	Alternative School Program		0.00								
4	519	Vocational-Technical Program		0.00								
5	521	Special Education Program		0.00								
6	522	Special Education Preschool Program		0.00								
7	524	Gifted & Talented Program		0.00								
8	531	Interscholastic Program		0.00								
9	532	School Activity Program		0.00								
10	541	Summer School Program		0.00								
11	542	Adult School Program		0.00								
12	546	Detention Center Program		0.00								
13												
14	500	TOTAL INSTRUCTION	\$0.00	\$0.00	\$0.00	\$0.00	\$0.00	\$0.00	\$0.00	\$0.00	\$0.00	\$0.00
15												
16	611	Attendance-Guidance-Health Program		0.00								
17	616	Special Education Support Services Prog		0.00								
18												
19	621	Instruction Improvement Program		0.00								
20	622	Educational Media Program		0.00								
21	623	Instruction-Related Technology Program		0.00								
22	631	Board of Education Program		0.00								
23	632	District Administration Program		0.00								
24												
25	641	School Administration Program		0.00								
26												
27	651	Business Operation Program		0.00								
28	655	Central Service Program		0.00								
29	656	Administrative Technology Services Prog		0.00								
30	661	Buildings-Care Program (Custodial)		0.00								
31	663	Maintenance - Non Student Occupied		0.00								
32	664	Maintenance - Student Occupied Bldgs		0.00								
33	665	Maintenance - Grounds		0.00								
34	667	Security Program		0.00								
35												
36	681	Pupil - To School Trans. Program		0.00								
37	682	Pupil - Activity Trans. Program		0.00								
38	683	General Transportation Program		0.00								

**BUDGET
EXPENDITURES**
July 1, 2017 - June 30, 2018

NOTE: Round each entry to the nearest dollar amount.

Line	Code	EXPENDITURES Functions/Programs	Prior Year Budget	Proposed Budget	100 Salaries	200 Benefits	300 Purchased Services	400 Supplies Materials	500 Capital Objects	600 Debt Retirement	700 Insurance- Judgment	800 Transfers
39	691	Other Support Services Program		\$0.00								
40												
41	600	TOTAL SUPPORT SERVICES	\$0.00	\$0.00	\$0.00	\$0.00	\$0.00	\$0.00	\$0.00	\$0.00	\$0.00	\$0.00
42												
44	710	Child Nutrition Program		0.00								
45	720	Community Services Program		0.00								
46	790	Prior Year Refunds/Receipts		0.00								
47												
48	700	TOTAL NON-INSTRUCTION	\$0.00	\$0.00	\$0.00	\$0.00	\$0.00	\$0.00	\$0.00	\$0.00	\$0.00	\$0.00
49												
50	810	Capital Assets - Student Occupied	550,491.00	1,239,107.00					1,239,107.00			
51	811	Capital Assets - NonStudent Occupied	638,309.00	207,413.00					207,413.00			
52												
53	800	TOTAL CAPITAL ASSET PROGRAMS	\$1,188,800.00	\$1,446,520.00	\$0.00	\$0.00	\$0.00	\$0.00	\$1,446,520.00	\$0.00	\$0.00	\$0.00
54												
55	911	Debt Services Program - Principal		0.00								
56	912	Debt Services Program - Interest		0.00								
57	913	Debt Services Program - Refunded Debt		0.00								
58	920	Transfers Out		0.00								
59												
60	900	TOTAL OTHER SERVICES	\$0.00	\$0.00	\$0.00	\$0.00	\$0.00	\$0.00	\$0.00	\$0.00	\$0.00	\$0.00
61												
62		TOTAL EXPENDITURES										
63		(Lines 14+41+48+53+60)	\$1,188,800.00	\$1,446,520.00	\$0.00	\$0.00	\$0.00	\$0.00	\$1,446,520.00	\$0.00	\$0.00	\$0.00
64												
65												
66												
67												
68												
69												
70												
71												
72		BUDGET SUMMARY										
73												
74		Beginning Fund Balance										
75		Revenues + Transfers In	1,188,800.00	1,446,520.00								
76		TOTAL REVENUE (lines 74 + 75)	1,188,800.00	1,446,520.00								
77												
78		Total Appropriation	1,188,800.00	1,446,520.00								
79		Unappropriated Balance										
80		TOTAL APPROPRIATION (lines 78 + 79)	\$1,188,800.00	\$1,446,520.00								

**THE MEETING MINUTES OF THE LAKELAND JOINT SCHOOL DISTRICT 272,
SPECIAL BOARD MEETING, MAY 4, 2017**



5:00 p.m.

LAKELAND JOINT SCHOOL DISTRICT NO. 272

Meeting Location
LAKELAND JOINT SCHOOL DISTRICT ADMINISTRATIVE OFFICES
15506 N Washington Street
Rathdrum, ID 83858

BOARD MEMBERS PRESENT

Chairman Larry Brown (Zone 5)
Trustee Rena Olmstead (Zone 1)
Trustee John Shaffer (Zone 2)
Trustee Tim Skubitz (Zone 3)
Vacant

ADMINISTRATION PRESENT

Superintendent Dr. Becky Meyer
Assistant Superintendent Lisa Sexton
Clerk Brook Cunningham

A. Call to Order 5:00 p.m.

Chairman Brown called the meeting to order at 5:01 p.m.

B. Welcome Visitors/ Pledge of Allegiance 5:00 p.m.

Chairman Brown gave welcome to all those who were present and led in the pledge.

C. Approve Agenda

1. **Amendments to the Agenda: Please add an Open Session Discussion/Action Item for School Roofs**

MOTION was made by TRUSTEE SKUBITZ and seconded by TRUSTEE SHAFFER to approve the agenda with the recommended amendment as presented. Hearing all ayes, motion carried.

D. Executive Session per Idaho Code 74-206 (1)(a)(b)&(f)

1. (f) To discuss controversies not yet being litigated but imminently likely to be litigated.
2. (a)&(b)Personnel

**THE MEETING MINUTES OF THE LAKELAND JOINT SCHOOL DISTRICT 272,
SPECIAL BOARD MEETING, MAY 4, 2017**

MOTION was made by TRUSTEE SHAFFER and seconded by TRUSTEE OLMSTEAD to go into Executive Session per Idaho Codes 74-206 (1)(a)(b)&(f). Upon 2/3 majority of the governing board voting in favor the Board entered Executive Session at 5:17 p.m.

Administration in Executive Session included Dr. Becky Meyer and Brook Cunningham.

The Board adjourned from Executive Session at 5:17 p.m.

E. Action Items Following Executive Session

No action items following Executive Session

F. Discussion/Action Items

1. School Roofs

Dr. Becky Meyer informed that we would not be able to make our timeline to have roofs repaired before fall if we went out to bid. Dr. Meyer stated she had a retired profession review the specs from Jimmy's roofing. Twin Lakes Elementary and Spirit Lake Elementary are in line with all of the other contractors. Timberlake High School appeared a bit high in comparison; however when Lisa Sexton compared square footage with the other buildings, they also appeared to be in line.

Malarky flow over for free and took almost 2000 pictures along with hours and hours of research and review. Mike spoke about a pole test which was also done for free. If we went out to bid these quotes would be the same according to John Houy. Mike said the best thing with SLE is to leave the metal on there and do flute filler. John Shaffer asked for clarification on the flute filler in which Mike Ferriola provided.

Dr. Meyer reported that going with Jimmy's is the best cost for the value. We don't want to waste a month of the production time.

Insurance will approve 100% of the internal damage that occurred this last winter.

Dr. Meyer reported, all plant facility projects for year 1 will be put on hold. We will be able to make it with just plant facility money + we are increasing our TAN (Tax Anticipation Note) to \$1.5 million to get our summer cash flow up. Dr. Meyer will be presenting at every school regarding the roofs and the financial situation. We will also be doing community presentations. The roofs are the absolute most urgent thing.

Chairman Brown spoke about accountability and keeping photos of the roofing projects from day 1 to completion.

***THE MEETING MINUTES OF THE LAKELAND JOINT SCHOOL DISTRICT 272,
SPECIAL BOARD MEETING, MAY 4, 2017***

Chairman Brown and John Shaffer both agreed a couple of game cameras need to be put on the roofs for monitoring.

MOTION was made by TRUSTEE SKUBITZ and seconded by TRUSTEE SHAFFTER to accept the proposal for roofs as presented in 1.2.3. This will be a piggy pack of another contract. Hearing all ayes, motion carried unanimously.

MOTION was made by TRUSTEE SHAFFER and seconded by TRUSTEE OLMSTEAD to approve the financing structure of the roofing project as presented by the Superintendent. Hearing all ayes, motion carried.

John asked if there would be a penalty clause going beyond the timeline of the project. Dr. Meyer stated she would research it.

G. Zone 4 Trustee Update

No new updates. Interview date is still scheduled.

H. Adjournment

The Board adjourned at 6:40 pm

Attest:

Larry Brown, Chairman

Respectfully Submitted:

Brook A. Cunningham

**THE MEETING MINUTES OF THE LAKELAND JOINT SCHOOL DISTRICT 272,
EXECUTIVE SESSION & REGULAR BOARD MEETING, MAY 8, 2017**

LAKELAND JOINT SCHOOL DISTRICT NO. 272

Meeting Location
Lakeland Joint School District Office
15506 N Washington Street
Rathdrum, ID 83858



***Executive Session 5:00 p.m.
Regular Session 6:00 p.m.***

BOARD MEMBERS PRESENT

Chairman Larry Brown (Zone 5)
Trustee Rena Olmstead (Zone 1)
Trustee John Shaffer (Zone 2)
Trustee Tim Skubitz (Zone 3)
VACANT (Zone 4)

ADMINISTRATION PRESENT

Superintendent Dr. Becky Meyer
Assistant Superintendent Lisa Sexton
Clerk Brook Cunningham

A. **Call to Order 4:00 p.m.**

4:02 p.m.

B. **Executive Session as authorized by Idaho Code 74-206 (1)(b) 4:00 p.m.**

MOTION was made by TRUSTEE SHAFFER and seconded by TRUSTEE SKUBITZ to go into Executive Session per Idaho Code 74-206 (1)(b). Roll Call:

Chairman Brown- Yes
Trustee Olmstead-Yes
Trustee Shaffer-Yes
Trustee-Skubitz-Yes

With 2/3 majority vote of the governing body the Board entered Executive Session to discuss the following items. Administration in Executive Session also included Superintendent Dr. Becky Meyer and Clerk Brook Cunningham.

1. (b) Superintendent Evaluation
2. (b) Personnel

***THE MEETING MINUTES OF THE LAKELAND JOINT SCHOOL DISTRICT 272,
EXECUTIVE SESSION & REGULAR BOARD MEETING, MAY 8, 2017***

3. (b) Student Re-entry Recommendations
4. (f) To discuss controversies not yet being litigated but imminently likely to be litigated

The Board adjourned from Executive Session at 5:50 p.m.

C. Action Items Following Executive Session

1. Approve/deny to renew the Superintendent's contract an additional year with the recommended amendments as discussed in Executive Session

\$400 travel allowance and 10 days to contract

MOTION was made by TRUSTEE SHAFFER and seconded by TRUSTEE OLMSTEAD to approve to renew the Superintendent's contract for an additional year, totaling 3 years along with a \$400 a month travel allowance and 10 extra contract days. Hearing all ayes, motion carried.

2. Approve/deny not to re-new the Category 2 teachers contracts presented as recommended by Administration

MOTION was made by TRUSTEE SHAFFER and seconded by TRUSTEE SKUBITZ to approve not to re-new the Category 2 teachers contracts presented as recommended by Administration

3. Approve/deny the Student re-entries as recommended by Administration

MOTION was made by TRUSTEE SKUBITZ and seconded by TRUSTEE OLMSTEAD to approve the Student re-entries presented. Hearing all ayes, motion carried.

D. Welcome Visitors/Pledge of Allegiance 6:00 p.m.

At 6:10 p.m. Chairman Brown gave welcome and led in the pledge.

E. Approve Agenda

MOTION was made by TRUSTEE SHAFFER and seconded by TRUSTEE OLMSTEAD to approve the agenda as presented. Hearing all ayes, motion carried.

F. Consent Agenda

1. Minutes of Previous Meeting(s) - Regular Meeting of 04.10.2017 and the Special Meeting of 04.17.2017
2. Regular and Special Bills

MOTION was made by TRUSTEE SKUBITZ and seconded by TRUSTEE SHAFFER to approve the Consent Agenda as presented. Hearing all ayes, motion carried.

***THE MEETING MINUTES OF THE LAKELAND JOINT SCHOOL DISTRICT 272,
EXECUTIVE SESSION & REGULAR BOARD MEETING, MAY 8, 2017***

G. Report and Presentation Agenda

1. Public Comment

(Each speaker will be asked to limit their remarks to no more than three minutes. Please see the Public Comment sign-in sheet and Policy #1520 for proper procedure in addressing the Board during Public Comment).

Katie Graupman stated she hoped the Board would approve 1 more year leave of absence in order for her to fulfill her obligation to the State working as a CORE coach. Katie stated she is still involved with Lakeland and training.

2. LEA

No one from the LEA was present.

3. Visitor Presentations

There were no Visitor Presentations.

4. Staff Reports

a. Dr. Becky Meyer

1. Financial

Dr. Meyer reported the expenses are slowing down.

2) Other Items

There were no other items to report.

b. Lisa Sexton

1. Calendar

Lisa Sexton presented the calendar again. She reported there had been some concerns from staff re: Christmas vacation not aligning with Post Falls and Coeur d'Alene. Lisa Sexton sent out another survey to staff. 52% of the staff wanted to align with Post Falls and Coeur d'Alene.

Dr. Meyer thanked Lisa for all of her work on the calendar. Dr. Meyer said she opened a can of worms by asking Lisa to do the survey.

Lisa- moving forward we will put our survey out really early and work with PF and CDA.

***THE MEETING MINUTES OF THE LAKELAND JOINT SCHOOL DISTRICT 272,
EXECUTIVE SESSION & REGULAR BOARD MEETING, MAY 8, 2017***

2) Instructional Coaches Plan of Action for 2017-18

Lisa Sexton explained the plan of re-structuring the Instructional Coach roles. The coaches started out as literacy coaches (they assisted the primary teachers on how to improve reading scores). Over the years the position has evolved into an administrative position, with very limited coaching. This year the coaches will be moved to a District level and will be working in the classrooms; co-teaching, coaching, and collaborating. The following are those who have applied and been hired so far:

Brian Kluss ½ time math
K-6 FT math coach- Corey Friis
ELA- Meagan Ferguson and Julie Anderson
Michelle Stanford- Technology Integration Coach

Lisa Sexton gave a shout out to Katie Graupman who shared her knowledge from the CORE with the District.

c. Kurt Hoffman & Jimmy Hoffman- Summer School 2017

1. Summer School Staffing & Stipends

Jimmy Hoffman presented and recommended this year raising salaries a little bit and create new curriculum for the 6 weeks of summer school. Jimmy reported he doesn't think what we have been doing for summer school is working for our students anymore. It's been seat time instead of actual learning. Summer School staff sees the same kids year after year. In order to have our best teachers in front of our most at risk kids salaries need to come up and the curriculum needs to be exciting and engaging. Hoffman stated Renaissance Star 360 program dials into the skill levels of those students. Hoffman also spoke on mastery skills, in which a student will need to earn a 75% better in order to earn credit. The idea is to focus more on skills instead of seat time. Jimmy stated because of these changes he can assure there will not be one drop-out from summer school this year.

The Board requested that Mr. Jimmy Hoffman report back at the end of the summer regarding the success of the program.

**THE MEETING MINUTES OF THE LAKELAND JOINT SCHOOL DISTRICT 272,
EXECUTIVE SESSION & REGULAR BOARD MEETING, MAY 8, 2017**

5. Kevin Doyle-Child Nutrition

Kevin reported on the upcoming Summer Food Program. This year the program will be serving in Spirit Lake in addition to Rathdrum. The Summer Food Program will serve 3 days week at the Community Center and 2 days at the City Park because of the roofing project at Spirit Lake Elementary. The program will begin on June 19th and run through August 11th.

Dr. Meyer also reported the City is waiving the Senior Center facility fees. The program is looking to serve approximately 60-80 kids in the Spirit Lake area.

H. **Action Agenda**

1. Approve/deny the hiring of new personnel as presented

MOTION was made by TRUSTEE SKUBITZ and seconded by TRUSTEE SHAFFER to approve the hiring of new personnel as presented. Hearing all ayes, motion carried.

2. Approve/deny any notices of staff resignations, retirements, or leaves as presented

MOTION was made by TRUSTEE SKUBITZ and seconded by TRUSTEE OLMSTEAD to approve the notices of staff resignations, retirements, or leaves as presented.
all ayes

3. Approve/deny Summer School Staffing and Stipends as presented

MOTION was made by TRUSTEE SKUBITZ and seconded by TRUSTEE SHAFFER to approve Summer School Staffing and Stipends as presented. Hearing all ayes, motion carried.

4. Approve/deny to eliminate Summer School Tuition

Lisa Sexton informed that our most at risk kids attend summer school; most of the time \$15 per credit is a hardship for those kids/families. The District does not need the \$15 dollars to run the program.

MOTION was made by TRUSTEE SHAFFER and seconded by TRUSTEE SKUBITZ to approve not charging Summer School Tuition on a 1 year trial basis. Hearing all ayes, motion carried.

5. Approve/deny the revised 2017-18 District Calendar

MOTION was made by TRUSTEE SHAFFER and seconded by TRUSTEE OLMSTEAD to revise the 2017-18 District Calendar as presented. Hearing all ayes, motion carried.

**THE MEETING MINUTES OF THE LAKELAND JOINT SCHOOL DISTRICT 272,
EXECUTIVE SESSION & REGULAR BOARD MEETING, MAY 8, 2017**

6. Approve/deny Assistant Coach Job Description as presented

MOTION was made by TRUSTEE SHAFFER and seconded by TRUSTEE OLMSTEAD to approve the Assistant Coach Job Description as presented. Hearing all ayes, motion carried.

7. Approve/deny the Building Lab. Technician Job Description as presented

Brook needs to take off adopted date

MOTION was made by TRUSTEE SKUBITZ and seconded by TRUSTEE SHAFFER to approve the Building Lab. Technician Job Description as presented. Hearing all ayes, motion carried.

I. **Discussion Agenda**

1. Trustee Vacancy

The status is still the same (no official candidates as of yet) however, the interview meeting is still scheduled.

2. Awards Banquet June 2, 2017

Brook informed the Banquet is still scheduled for June 2nd at Twin Lakes Village.

3. Correspondence
a. Discipline Reports

The reports have been made a part of these minutes herewith.

The Board adjourned at 7:25 p.m.

Attest:

Larry Brown, Chairman

Respectfully Submitted:

Brook Cunningham, Clerk

***THE MEETING MINUTES OF THE LAKELAND JOINT SCHOOL DISTRICT 272,
EXECUTIVE SESSION & REGULAR BOARD MEETING, MAY 23, 2017***

LAKELAND JOINT SCHOOL DISTRICT NO. 272

Meeting Location
Lakeland Joint School District Office
15506 N Washington Street
Rathdrum, ID 83858



BOARD MEMBERS PRESENT

Chairman Larry Brown (Zone 5)
Trustee Rena Olmstead (Zone 1)
Trustee John Shaffer (Zone 2)
Trustee Tim Skubitz (Zone 3)
VACANT (Zone 4)

ADMINISTRATION PRESENT

Superintendent Dr. Becky Meyer
Assistant Superintendent Lisa Sexton
Clerk Brook Cunningham

A. **Call to Order 3:30 p.m.**

Chairman Brown called the meeting to order at 3:40 p.m.

B. **Welcome Visitors/ Pledge of Allegiance 3:30 p.m.**

At 3:41 p.m. Chairman Brown welcomed everyone and led in the pledge.

C. **Approve Agenda**

Amendments to the Agenda- These were last minute agenda items due to a personnel issue that recently arose.

- 1. Please amend the agenda to add Personnel 05.23.2017-B to Executive Session**
- 2. Please amend the agenda to add Action Item #4 following Executive Session to Approve/deny to ratify the Superintendent's decision to place Personnel 05.23.2017-B on paid administrative leave**

MOTION was made by TRUSTEE SKUBITZ and seconded by TRUSTEE OLMSTEAD to approve the agenda with the recommended amendments as presented. Hearing all ayes, motion carried.

**THE MEETING MINUTES OF THE LAKELAND JOINT SCHOOL DISTRICT 272,
EXECUTIVE SESSION & REGULAR BOARD MEETING, MAY 23, 2017**

D Executive Session as authorized by Idaho Code 74-206 (1)(a)(b)

At 3:43 p.m. Chairman Brown announced the next order of business would be consideration of the Board recessing into executive session as authorized by **Idaho Code 74-206 (1)(a) & (b)**. After a full and complete discussion, upon motion duly made by TRUSTEE SHAFFER and seconded by TRUSTEE SKUBITZ the following resolution was presented:

BE IT RESOLVED, that the Board of Trustees of Lakeland Joint School District No. 272 recess from public meeting into Executive Session pursuant to **Section 74-206 (1) (a) & (b)**, Idaho Code, in order to discuss a **personnel matters**.

BE IT FURTHER RESOLVED, that following the executive session, the Board will reconvene into public session for the purpose of conducting further business or for adjournment of the meeting.

Vote being had on the above and foregoing resolution, and the same having been counted and found to be as follows:

	YES	NO	NOT PRESENT
Chairman Larry Brown	X		
Trustee Rena Olmstead	X		
Trustee Shaffer	X		
Trustee Tim Skubitz	X		
Vacant	N/A		

and no less than two-thirds (2/3) of the membership in favor thereof, Chairman Brown declared said resolution adopted.

Administration also in attendance of this Executive Session included Superintendent Dr. Becky Meyer, and Clerk Brook Cunningham.

Assistant Superintendent Lisa Sexton entered at the request of the Board at 4:00 p.m.

The Board adjourned from Executive Session at 4:09 p.m.

***THE MEETING MINUTES OF THE LAKELAND JOINT SCHOOL DISTRICT 272,
EXECUTIVE SESSION & REGULAR BOARD MEETING, MAY 23, 2017***

E. Action Items Following Executive Session

1. Approve/deny Stipends as recommended by the Superintendent

MOTION was made by TRUSTEE SHAFFER and seconded by TRUSTEE SKUBITZ to approve the stipends as recommended by the Superintendent. Hearing all ayes, motion carried.

2. Approve/deny Teacher of the Year as recommended by Administration

MOTION was made by TRUSTEE SKUBITZ and seconded by TRUSTEE OLMSTEAD to approve Chris Jarstad as District Teacher of the Year for 2016-17 as recommended by Administration. Hearing all ayes, motion carried.

3. Approve/deny not to re-new the Category 2 teachers contracts presented as recommended by Administration

MOTION was made by TRUSTEE SHAFFER and seconded by TRUSTEE SKUBITZ to approve to approve not to re-new the Category 2 teachers contracts presented as recommended by Administration. Hearing all ayes, motion carried.

4. Approve/deny to ratify the Superintendent's decision to place Personnel 05.23.2017-B on paid administrative leave

MOTION was made by TRUSTEE SKUBITZ and seconded by TRUSTEE OLMSTEAD to approve to ratify the Superintendent's decision to place Personnel 05.23.2017-B on paid administrative leave. Hearing all ayes, motion carried.

F. Zone 4 Trustee Vacancy Interviews

1. Interviews
 - a. Jake Smulkowski
 - b. Tamara Collis

The interview session scheduled for approximately 4:00 p.m. ran late due to a late start and discussion on regular business items. In open session the Board asked each candidate 12 questions as to why they wanted to be a Board member. The Board alternated turns with each question.

At 5:09 p.m. the Board finished the interview process and asked each candidate if they had any questions.

Following questions Chairman Brown called for a vote for appointment.

***THE MEETING MINUTES OF THE LAKELAND JOINT SCHOOL DISTRICT 272,
EXECUTIVE SESSION & REGULAR BOARD MEETING, MAY 23, 2017***

2. Approve/deny Appointment for Trustee Zone 4

Chairman Brown read aloud on written paper each members vote.

Tim Skubitz- Jake Smulkowski
Larry Brown- Jake Smulkowski
Rena Olmstead- Tamara Collis
John Shaffer- Jake Smulkowski

Upon 3 votes for Jake Smulkowski, and 1 vote for Tamara Collis, Chairman Brown declared Jake Smulkowski appointed for Trustee Zone 4, term to expire in 2021.

Chairman Brown informed Mr. Smulkowski that he would be sworn in at the next regular board meeting on June 12, 2017.

Trustee Olmstead exited the meeting at 5:17 p.m.

G. Action Items

1. Approve/deny Resignations as presented

MOTION was made by TRUSTEE SHAFFER and seconded by TRUSTEE SKUBITZ to approve the resignations as presented. Hearing all ayes, motion carried.

2. Approve/deny the recommended new hires as presented

MOTION was made by TRUSTEE SHAFFER and seconded by TRUSTEE SKUBITZ to approve the recommended new hires as presented. Hearing all ayes, motion carried.

3. Approve/deny Facilities Project Lead Job Description

MOTION was made by TRUSTEE SKUBITZ and seconded by TRUSTEE SHAFFER to approve the Facilities Project Lead Job Description as presented. Hearing all ayes, motion carried.

4. Approve/deny Preventative Facilities Lead Job Description

MOTION was made by TRUSTEE SHAFFER and seconded by TRUSTEE SKUBITZ to approve the Preventative Facilities Lead Job Description. Hearing all ayes, motion carried.

5. Approve/deny Head Custodian Job Description

MOTION was made by TRUSTEE SKUBITZ and seconded by TRUSTEE SHAFFER to approve the Head Custodian Job Description. Hearing all ayes, motion carried.

***THE MEETING MINUTES OF THE LAKELAND JOINT SCHOOL DISTRICT 272,
EXECUTIVE SESSION & REGULAR BOARD MEETING, MAY 23, 2017***

6. Job Description for School Technology Integration Coach

MOTION was made by TRUSTEE SHAFFER and seconded by TRUSTEE SKUBITZ to approve the Job Description for School Technology Integration Coach. Hearing all ayes motion carried.

7. Approve/deny date revision in Policy #5810 Compensatory Time and Overtime for Classified Employees, waiving the first read

MOTION was made by TRUSTEE SHAFFER and seconded by TRUSTEE SKUBITZ to approve the date revision in Policy #5810 Compensatory Time and Overtime for Classified Employees, waiving the first read. Hearing all ayes, motion carried.

8. Approve/deny travel for FCCLA students to Nationals in Nashville, Tennessee July 1-8, 2017

MOTION was made by TRUSTEE SHAFFER and seconded by TRUSTEE SKUBITZ to approve the travel for FCCLA students to Nationals in Nashville, Tennessee July 1-8, 2017. Hearing all ayes, motion carried.

9. Approve/deny contract proposal with Renaissance Star 360 as presented a need in monitoring progress of students in mastery.

Lisa explained this is a K-12 continuum. The program will diagnose student weaknesses and will be budget neutral.

MOTION was made by TRUSTEE SKUBITZ and seconded by TRUSTEE SHAFFER to approve the contract proposal with Renaissance Star 360 as presented a need in monitoring progress of students in mastery

10. Approve/deny Sale of Land Process as presented

MOTION was made by TRUSTEE SHAFFER and seconded by TRUSTEE SKUBITZ to approve the Sale of Land Process as presented. Hearing all ayes, motion carried.

H. **Discussion Items**

1. First Read of the recommended revisions to Policy #2200

This will be in the next meeting packet for Board approval.

Meeting adjourned at 6:21 p.m.

***THE MEETING MINUTES OF THE LAKELAND JOINT SCHOOL DISTRICT 272,
EXECUTIVE SESSION & REGULAR BOARD MEETING, MAY 23, 2017***

Attest:

Respectfully Submitted:

Larry Brown, Chairman

Brook Cunningham, Clerk

Lakeland Joint School District No. 272

Office of the Superintendent

P.O. Box 39

Rathdrum, ID 83858

Board of Trustees			
Regular School Board Meeting 6/12/2017			
Gross Salaries		1,819,740.22	
Gross Benefits		514,292.00	
MakerBot	GATE Supplies	470.43	92442
Vogel Appraisal	District Appraisal Services	850.00	92443
	Out of Cycle	1,320.43	
2nd Gear	District Wide Skyward Upgrade	2,339.00	92444
A-L Compressed Gases	Instructional Supplies	814.56	92425
Alsoc	Coverall Service	101.62	92446
Avista	Electricity/ Natural Gas 3/17 - 4/18/2017	56,878.89	92447
Ayers, Christine	April 2017 Mileage	53.75	92448
Bar Circle "S" Water Co.	GE April 2017 Water	86.70	92449
Blick Art Materials	Instructional Supplies	47.00	92450
Breakout, Inc.	Library Supplies	250.00	92451
Cenex Cooperative Supply	Tran Fuel/ Oil	22,333.00	92452
Chartwells	April 2017 Food Service	123,215.98	92453
Chatterton, Heather	April 2017 Mileage	29.10	92454
Cronnolley, Tim	April 2017 Mileage	189.00	92455
DeAustin, BJ	April 2017 Mileage	38.20	92456
Derrick, Trent	April 2017 Mileage	54.00	92457
Dominos	Food Service/ Pizza for Lunch	791.00	92458
Duran, Jacqui	Reimbursement for Instructional Supplies	38.36	92459
Ednetics	District Wide Tech Supplies	995.00	92460
Flashtiming	Track Equipment	4,044.50	92461
Follett	Library Supplies	113.36	92462
Gabiou, Amy	April 2017 Mileage	50.70	92463
Gallegos, Levi	April 2017 Mileage	16.85	92464
Gerstenberger, Judy	April 2017 Mileage	140.20	92465
Goodwin, Deon	April 2017 Mileage	42.00	92466
Grove Hotel	Lodging Expense (Georgeanne Griffith)	129.00	92467
Haase, Christie	April 2017 Mileage	99.60	92468
Hansen, Debbie	April 2017 Mileage	166.85	92469
Harding, Michele	April 2017 Mileage	131.55	92470
Haukeness, Iva	April 2017 Mileage	35.85	92471
Hutson, Lindsay	April 2017 Mileage	93.40	92472

Idaho Dept of Health & Welfare	May 2017 Medicaid Match Account	20,000.00	92473
Idaho Digital Learning Academy	LHS Student Fees - May 2017 Billing	450.00	92474
Idaho School Boards Assoc.	DO Job Posting	40.00	92475
Idaho State Tax Commission	March 2017 Tax/ Rotary	953.45	92476
Intermountain Security	Maint Supplies	76.00	92477
Isbell, Lee	April 2017 Mileage	162.15	92478
Jones, Joy	April 2017 Mileage	46.55	92479
Kauffman, Jessica	April 2017 Mileage	23.70	92480
Keating, John	Sept - April 2017 Mileage	21.40	92481
Kelley, Megan	April 2017 Mileage	124.00	92482
Kenworth Sales	Tran Supplies	449.82	92483
KISS Inst.for Practical Robotics	Instructional Supplies	4,190.00	92484
Les Schwab Tires	Tran/ Service	130.00	92485
Lowe's	Maint Supplies	39.54	92486
Midway Appliance Parts	Maint Supplies	4.50	92487
Miller's Food	Instructional Supplies/ Maint Gas	365.36	92488
Moore, Susan	Expense Claim Reimbursement / DOT Physical	65.00	92489
Napa Auto Parts	Maint/ Tran Supplies	2,301.92	92490
National Restaurant Association	Prof Development	675.00	92491
North Kootenai Water District	TLE March 17 Fire/ Water	94.62	92492
Oxarc	Maint/ Services	8.95	92493
PCS Edventures	Instructional Supplies	2,555.00	92494
Perma-Bound	Library Supplies (BKE, AE)	2,527.05	92495
Peterson, Carrie	April 2017 In-Lieu of Transportation	64.00	92496
Peterson, Kathy	April 2017 Mileage	39.90	92497
Postmaster	PO Box Annual Renewal (SLE, GE)	282.00	92498/99
Pote, Sheila	April 2017 Mileage	49.45	92500
Provantage	District Wide Toner	254.42	92501
Rathdrum, City of	April 17 Water/ Sewer	2,771.02	92502
Rathdrum Trading Post Hardware	Maint Supplies	748.14	92503
Rees, James	Expense Claim Reimbursement / DOT Physical	65.00	92504
Reigel, Lorraine	April 2017 Mileage	18.40	92505
Richardson, Caleb	April 2017 Mileage	93.50	92506
Ricoh	Copier/ Group Base Service 5/5 - 6/4/17	4,791.76	92507
Rodda Paint	Maint Supplies	215.00	92508
RWC Group	Tran Supplies/ Service	12,766.26	92509
Scholastic books	Instructional Supplies	13.00	92510
Seright's Ace Hardware	Maint Supplies	87.50	92511
Sexton, Lisa	April 2017 Mileage	28.10	92512
Skyward	Crystal Software/ Setup, Annual License	1,154.00	92513
SL Start & Associates	Service (SPED/ Behavior Intervention)	7,805.00	92514
Spirit Lake, City of	April 2017 Water/ Sewer	264.33	92515
Spragg, Denise	April 2017 Mileage	20.30	92516
Super 1/ CDA	Instructional Supplies	531.64	92517
Super 1/ Rathdrum	Instructional Supplies	92.03	92518
Supplyworks	Maint Supplies	133.44	92519

Tanner, Diana	Expense Claim Reimbursement / DOT Physical	65.00	92520
The Clay Connection	Equipment Repair (LHS Kiln)	2,159.87	92521
The Murray Group, Inc.	COBRA Specific Rights Notice Letter	20.00	92522
Time Warner Cable	District Internet/Phone Service 5/8 - 6/4/2017	14,740.00	92523
TruGreen	District Wide Lawn Maintenance	5,037.00	92524
Unity School Bus Parts	Tran Supplies	79.92	92525
Venera, Teri	April 2017 Mileage	33.45	92526
Verizon Wireless	Cell Usage 3/23 - 4/22/17	1,274.31	92527
Visa Card Services	Maint Supplies	77.70	92528
Waste Management	April 2017 Garbage/ Recycle Service	2,076.24	92529
Western Mountain Bus Sales	Tran Supplies	14.71	92530
Ziegler Lumber Company	Instructional Supplies	91.34	92531
	Total (5/12/2017)	306,580.76	
Debra Cashman	STEM/ Travel Stipend	750.00	92532
Corey Friis	STEM/ Travel Stipend	750.00	92533
Idaho Dept of Education	Fingerprinting	32.00	92534
Petty Cash	Petty Cash Replenishment	111.79	92538
Rachel Thornton-Smith	STEM/ Travel Stipend	750.00	92535
Supplyworks	Custodial Supplies	2,907.17	92539
	Out of Cycle	5,300.96	
Alsco	Coverall Service	50.81	92540
Carey, Sarah	Field Trip Meals	10.00	92541
Craig-Johnson, Becky	Field Trip Meals	10.00	92542
Flores, Ysidro	Field Trip Meals	25.00	92543
Fox, Hilary	Field Trip Meals	25.00	92544
Fritzsche, Lisa	Field Trip Meals	5.00	92545
Holmes, Victor	Field Trip Meals	55.00	92546
Kootenai Health	Services (SPED PT Hours, Mileage)	2,124.04	92547
Mchatton, Daniel	Field Trip Meals	15.00	92548
Northwestern Stage Lines, Inc	Travel Expense (THS Track)	3,900.00	92549
O'Meara, William	Field Trip Meals	25.00	92550
Prather, Barbara	Field Trip Meals	10.00	92551
Reed, Patsey	Expense Claim Reimbursement/ DOT Physical	65.00	92552
Reed, Scott	Field Trip Meals	5.00	92553
Rice, DeeAnn	Field Trip Meals	25.00	92554
Rucker, Paula	Field Trip Meals	15.00	92555
Sawyer, Kim	Field Trip Meals	5.00	92556
S L Start & Associates	Services (SPED/ School Behavior Intervention)	18,313.75	92557
TruGreen	District Wide Lawn Maintenance	3,877.00	92558
Wendt, Richard	Field Trip Meals	10.00	92559
Woolley, Trina	Field Trip Meals	20.00	92560
	83	Total (5/19/2017)	28,590.60

2nd Gear	Equipment (THS)	4,160.00	92562
A-L Compressed Gases	Instructional Supplies	1,225.17	92563
AirTech Mechanical	Maint/ Service	400.00	92564
AP Exams	Senior Exams (THS)	588.00	92565
Badertscher, Jennifer	After School Judo Instructor (AE)	1,200.00	92566
Builders Hardware & Supply	Maint Supplies	24.32	92567
CDA Metals	Instructional Supplies	1,022.11	92568
Coeur d'Alene Press	Legal Destruction of Records Notice	49.47	92569
Culligan, LLC	Technology Water/ April & May 2017	65.40	92570
DeLage Landen Financial Svc.	Copier Lease 5/15 - 6/14/2017	821.70	92571
Duran, Jacqui	Reimbursement for Instructional Supplies	19.00	92572
Earth First Fluid Recovery	Tran/ Service	911.05	92573
Ednetics	Internet/ Phone Service May 2017/ Bell/Speaker Takeover	39,857.09	92574
Fatbeam, LLC	Pro Rated Network Service 5/15-5/31/2017	297.50	92575
Highroad Human Services	SPED Services 4/24 - 5/12/2017	2,222.50	92576
Hutson, Lucas	After School Instructor - Intro to Coding/ Mileage (AE)	146.75	92577
J & R Electronics	Tran/ Maint Digital Radio Service April 2017	1,640.00	92578
Kootenai County Solid Waste	April 2017 Garbage Service	2,593.35	92579
Kootenai Electric	AE/ GE Electric 4/15 - 5/15/2017	3,791.19	92580
Lakeland High School	Reimbursement/ FCCLA/BPA Housing/Travel, Track Travel	4,944.61	92581
Nelson, Jodi	Expense Claim Reimbursement	198.00	92582
North Idaho Trophy	DO Supplies	111.95	92583
North Kootenai Water District	TLE- April 2017 Fire/ Water	107.52	92584
Northern Lakes Fire Protection	Fire Inspection for BASE (BKE, JBE, TLE)	75.00	92585
Northwestern Stage Lines	Travel Expense (LHS Track/ Baseball)	7,560.00	92586
Novus Glass	Tran/ Service & Supplies	667.55	92587
O'Reilly Auto Parts	Tran Supplies	550.36	92588
Old West Hardware	Instructional Supplies	152.21	92589
Sandpoint High School	Portion of Transport for State Golf Championship	3,842.12	92590
Stranger, Kathleen	Services (SPED/ PT Hours, Mileage)	399.32	92591
T-Shirt Boy	Summer Base Supplies	603.00	92592
Timberlake Fire Protection	Fire Inspection for BASE (AE)	25.00	92593
TLI Sewer	TLE Sewer June 2017	702.00	92594
Torgy's Novus Glass	Tran/ Service	127.00	92595
Trugreen	District Wide Lawn Maintenance	2,443.00	92596
Twin Lakes Elementary	Reimbursement for Field Trip	354.50	92597
Walmart	Instructional Supplies	833.02	92598
Western Records Destruction	Maint/ On Site Document Shredding	395.00	92599
	84	Total (5/31/2017)	85,125.76

Lakeland Joint School District No. 272

Office of the Superintendent

P.O. Box 39

Rathdrum, ID 83858

Board of Trustees			
Regular School Board Meeting			
6/12/2017			
Additional Bills			
American Express	Technology/ Instructional Supplies	5,694.51	ACH
AlSCO	Coverall Service	152.43	92603
AP Exams	Senior Exams (LHS)	4,941.00	92604
Athol, City of	AE Water 4/21 - 5/25/2017	73.00	92605
Avista Utilities	Electricity/ Natural Gas 4/19 - 5/18/2017	46,342.73	92606
Fatbeam	May 2017 Network Service	2,941.09	92607
Harpo's Plumbing	Maint/ Service	269.00	92608
IAPT	Tran/ Annual Summer Conference	420.00	92609
LHS Industrial Tech Shop	Projector Plates for Technology Dept	30.00	92610
Lowe's	Instructional Supplies	949.20	92611
Nelson, Jodi	Expense Claim/ ICTE Conf. Registration Reimbursement	150.00	92612
Rathdrum Trading Post Hardware	Maint Supplies	165.97	92613
Reeder, Jaylene	Lunch Reimbursement	6.50	92614
Trugreen	District Wide Lawn Maintenance	1,230.00	92615
TBBD LLC	Title 1/ Parent Involvement	71.76	92616
	Total (6/09/2017)	63,437.19	
	Invoice Total from Original Bill List	430,604.97	
	Invoice Grand Total	494,042.16	
	Gross Salaries	1,819,740.22	
	Gross Benefits	514,292.00	
	Grand Total	2,828,074.38	

Avista 2016-17 GAS 100 661000 333 ??? 000 FOOD SERV 290 710000 333 000 000												
ELECTRIC 100 661000 332 ??? 000				FOOD SERV 290 710000 332 000 000								
	GAS	ELECTRIC	GAS	ELECTRIC	GAS	ELECTRIC	GAS	ELECTRIC	GAS	ELECTRIC	GAS	ELECTRIC
GE (105)	130.76		123.46		119.20		121.44		133.46		144.38	
LJHS (201)	156.28	3,033.66	118.44	2,353.68	107.77	2,008.66	120.06	2,608.62	244.20	3,352.52	487.42	3,866.06
TRAN (002)	26.45	347.80	5.30	208.75	5.30	216.70	9.35	264.37	70.52	532.13	141.36	1,169.82
MVAS (491)	145.24	732.14	134.14	564.82	130.80	470.06	134.04	426.26	296.26	464.47	599.97	497.87
LHS FBF (301)		81.61		69.69		125.31		220.66		320.30		213.03
DO (001)	15.88	444.17	6.93	396.17	5.30	437.82	9.35	439.51	34.29	386.33	57.75	406.95
JBE (101)	144.57	2,065.11	113.11	1,102.42	110.10	1,052.29	117.07	1,686.83	275.05	2,593.47	508.98	3,030.97
LJHS FBF (201)		10.10		10.10		20.73		31.26		14.47		25.52
LHS (301)	919.87	6,042.86	125.82	2,671.45	123.94	2,693.92	524.96	5,767.79	1,701.64	6,347.41	2,650.44	6,635.95
MAINT (003)	11.81	224.04	6.11	212.72	5.30	187.40	5.30	194.05	23.02	193.22	53.20	231.33
SLE (102)		2,134.50		1,248.80		1,078.27		1,507.26		2,050.49		2,704.26
AE (103)	31.64		14.03		6.85		15.59		65.45		105.69	
GARG HTR (002)		200.30		22.02		19.43		17.15		167.77		635.08
THS (401)	512.30	7,758.09	400.71	4,061.91	343.02	3,352.11	398.60	6,295.19	544.59	7,651.74	731.64	7,875.20
SOCCER FLD (005)		10.10		10.10		14.07		10.10		10.10		10.10
TLE (106)	178.57	2,998.78	111.85	1,728.57	102.60	1,252.77	142.06	2,355.25	367.61	2,828.89	677.18	3,049.24
TLE LITE (106)		16.20		15.61		16.20		17.97		18.56		19.65
COM GRDN (101)		12.28		12.19		12.09		12.58		12.79		12.99
FOOD SVC	244.39	1,273.17	150.49	899.02	140.15	888.63	218.13	1,223.47	313.62	1,383.55	355.71	1,349.95
THS GNRT (401)	126.12		156.45		92.44		159.79		286.13		379.67	
LJHS SIGN (201)		33.73		35.93		34.63		35.13		30.57		30.00
TJHS (202)	252.94	3,453.53	136.88	1,571.08	127.17	1,237.97	141.23	2,507.99	326.71	3,006.32	818.58	3,278.32
BKE (104)	184.20	1,435.79	136.34	737.97	129.20	743.16	135.88	1,243.37	214.75	1,485.66	389.06	1,575.11
SUB TOTAL	3,081.02	32,307.96	1,740.06	17,933.00	1,549.14	15,862.22	2,252.85	26,864.81	4,897.30	32,850.76	8,101.03	36,617.40
TOTAL		35,388.98		19,673.06		17,411.36		29,117.66		37,748.06		44,718.43
CHECK DATE		7/15/2016		8/12/2016		8/31/2016		10/14/2016		11/11/2016		12/9/2016
												87
	GAS	ELECTRIC	GAS	ELECTRIC	GAS	ELECTRIC	GAS	ELECTRIC	GAS	ELECTRIC	GAS	ELECTRIC
GE (105)	327.54		587.01		412.69		385.88		354.47		191.76	
LJHS (201)	1,355.57	4,933.40	1,659.96	5,040.07	1,268.41	4,571.73	1,072.91	4,526.49	637.94	3,905.23	331.48	3,377.59
TRAN (002)	443.58	1,152.40	575.24	1,323.94	405.91	1,250.38	368.73	1,139.68	230.60	877.35	132.74	943.59
MVAS (491)	1,340.25	838.87	1,380.77	689.55	1,171.21	725.00	991.02	759.46	631.01	721.05	302.64	732.63
LHS FBF (301)		45.91		43.27		44.01		44.01		63.94		67.93
DO (001)	226.29	509.56	324.47	470.47	193.82	470.96	142.42	508.13	85.82	447.15	40.86	404.72
JBE (101)	1,248.31	5,612.76	1,475.80	6,644.58	1,209.20	5,475.08	1,017.69	4,852.02	733.46	3,635.08	396.11	2,787.15
LJHS FBF (201)		10.10		11.81		12.12		12.12		12.12		12.12
LHS (301)	5,857.28	7,435.18	6,998.72	7,627.20	5,706.60	8,079.42	4,425.32	7,627.24	3,673.30	7,372.51	1,824.23	6,548.69
MAINT (003)	195.98	305.34	234.74	292.86	182.78	309.39	145.37	286.77	85.82	247.02	60.87	252.89
SLE (102)		4,374.03		5,780.21		5,682.35		4,454.84		3,674.52		2,733.30
AE (103)	348.58		654.45		397.58		355.24		224.54		145.24	
GARG HTR (002)		614.06		642.75		745.75		754.25		606.09		711.99
THS (401)	2,164.04	9,890.74	4,465.74	10,854.55	3,131.45	10,978.23	4,299.38	10,464.48	2,566.93	9,595.04	1,524.91	9,216.18
SOCCER FLD (005)		14.08		11.81		12.12		12.12		16.11		12.12
TLE (106)	2,318.07	4,397.56	3,222.10	4,779.83	2,438.23	4,493.93	2,476.99	4,297.49	1,574.17	3,673.42	870.37	3,177.12
TLE LITE (106)		22.02		26.18		24.04		20.58		19.79		18.41
COMM GRDN (101)		13.58		14.52		15.01		15.01		14.61		14.21
FOOD SVC	800.45	1,338.43	1,024.27	1,224.87	853.93	1,351.05	804.81	1,380.08	662.69	1,318.96	518.44	1,370.38
THS GNRT (401)	523.95		710.82		577.02		414.38		328.20		232.25	
LJHS SIGN (201)		32.58		31.35		31.25		33.05		31.96		31.86
TJHS (202)	2,229.26	4,405.65	3,573.52	5,070.08	2,503.96	5,014.17	1,921.89	4,644.57	1,436.91	4,673.76	879.31	3,901.23
BKE (104)	1,072.03	1,648.28	1,552.89	1,844.22	1,049.90	2,036.07	965.04	1,991.31	830.56	1,916.76	597.93	1,979.48
SUB TOTAL	20,451.18	47,594.53	28,440.50	52,424.12	21,502.69	51,322.06	19,787.07	47,823.70	14,056.42	42,822.47	8,049.14	38,293.59
TOTAL		68,045.71		80,864.62		72,824.75		67,610.77		56,878.89		46,342.73
CHECK DATE		1/13/2017		2/10/2017		3/10/2017		4/14/2017		5/12/2017		6/14/2017

Bar Circle "S" Water 100 661000 331 105 000 Garwood

	Irrigation					CHECK	INVOICE
Date	Reading		Reading		TOTAL	DATE	NUMBER
July 2015	59622900	848.54	3045300	33.87	882.41	7/15/2015	JUNE 15 WATER
Aug 2015	60748900	1,973.62	3057600	35.78	2,009.40	8/14/2015	JULY 15 WATER
Sept 2015	62259900	2,643.52	3061300	27.43	2,670.95	9/15/2015	AUG 15 WATER
Oct 2015	62964800	1,213.48	3085900	57.18	1,270.66	10/15/2015	SEPT 15 WATER
Nov 2015	62964800	54.86	3122100	77.37	132.23	11/13/2015	OCT 15 WATER
Dec 2015	62964800	27.43	3122100	27.43	54.86	12/11/2015	NOV 15 WATER
Jan 2016	62964800	27.43	3122100	27.43	54.86	1/15/2016	DEC 15 WATER
Feb 2016	62964800	27.43	3122100	27.43	54.86	2/12/2016	JAN 16 WATER
Mar 2016	62964800	27.43	3216600	139.66	167.09	3/15/2016	FEB 16 WATER
April 2016	62964800	27.43	3245800	65.19	92.62	4/8/2016	MAR 16 WATER
May 2016	62970300	27.43	3275400	65.88	93.31	5/13/2016	APR 16 WATER
June 2016	63109700	256.94	3304300	64.67	321.61	6/15/2016	MAY 16 WATER
	includes adjustment for double credit on 10/1 bill				7,804.86		
July 2016	63420100	554.48	3318700	39.44	593.92	7/15/2016	JUNE 16 WATER
Aug 2016	64766000	2,356.25	3321800	27.43	2,383.68	8/15/2016	JULY 16 WATER
Sept 2016	65907100	1,999.89	3324900	27.43	2,027.32	9/15/2016	AUG 16 WATER
Oct 2016	66112200	371.25	3357100	70.41	441.66	10/14/2016	SEPT 16 WATER
Nov 2016	66112200	27.43	3357100	70.41	97.84	11/11/2016	OCT 16 WATER
Dec 2016	66112200	27.43	3357100	(15.55)	27.43	12/9/2016	NOV 16 WATER
Jan 2017	66112200	27.43	3357100	11.88	39.31	1/13/2017	DEC 16 WATER
Feb 2017	66112200	27.43	3357100	11.88	39.31	2/10/2017	JAN 17 WATER
Mar 2017	66112200	42.98	3357100	27.43	70.41	3/10/2017	FEB 17 WATER
April 2017	66112200	27.43	3497300	193.08	220.51	4/14/2017	MAR 17 WATER
May 2017	66112200	27.43	3523100	59.27	86.70	5/12/2017	APR 17 WATER
June 2017	66112900	27.43	3555600	70.93	98.36	6/15/2017	MAY 17 WATER
					6,126.45		
July 2017							
Aug 2017							
Sept 2017							
Oct 2017							
Nov 2017							
Dec 2017							
Jan 2018							
Feb 2018							
Mar 2018							
April 2018							
May 2018							
June 2018							
					0.00		

CITY OF ATHOL 100 661000 331 103 000 683-2101

C-0010			C-0011			TOTAL	CHECK DATE	INVOICE NUMBER
DATE	READING		READING					
JULY 2015	2618	35.00	21411	279.20	314.20	7/15/2015	JULY 15	
AUG 2015	2674	47.10	21811	425.50	472.60	7/31/2015	AUG 15	
SEPT 2015	2735	52.60	22353	581.70	634.30	8/31/2015	SEPT 15	
OCT 2015	2754	35.00	22752	424.40	459.40	9/9/2015	OCT 15	
NOV 2015	2754	35.00	22752	35.00	70.00	10/30/2015	NOV 15	
DEC 2015	2754	35.00	22752	35.00	70.00	12/11/2015	DEC 15	
JAN 2016	2754	35.00	22752	35.00	70.00	12/31/2015	JAN 16	
FEB 2016	2754	35.00	22752	35.00	70.00	2/12/2016	FEB 16	
MAR 2016	2754	35.00	22752	35.00	70.00	3/15/2016	MAR 16	
APR 2016	2754	35.00	22752	35.00	70.00	3/31/2016	APR 16	
MAY 2016	2825	35.00	22810	35.00	70.00	5/13/2016	MAY 16	
JUNE 2016	2836	35.00	22873	54.80	89.80	6/15/2016	JUN 16	
		449.70		2,010.60	2,460.30			
JULY 2016	2845	35.00	22996	120.80	155.80	7/15/2016	JULY 16	
AUG 2016	2847	35.00	23402	432.10	467.10	7/29/2016	AUG 16	
SEPT 2016	2863	35.00	23739	356.20	391.20	9/9/2016	SEPT 16	
OCT 2016	2880	35.00	24181	471.70	506.70	10/14/2016	OCT 16	
NOV 2016	2880	36.50	24181	36.50	73.00	10/28/2016	NOV 16	
DEC 2016	2880	36.50	24181	36.50	73.00	12/9/2016	DEC 16	
JAN 2017	2880	36.50	24181	36.50	73.00	1/13/2017	JAN 17	
FEB 2017	2880	36.50	24181	36.50	73.00	2/10/2017	FEB 17	
MAR 2017	2880	36.50	24181	36.50	73.00	3/10/2017	MAR 17	
APR 2017	2880	36.50	24181	36.50	73.00	4/10/2017	APR 17	
MAY 2017	3026	36.50	24436	36.50	73.00	4/28/2017	MAY 17	
JUNE 2017	3037	36.50	24449	36.50	73.00	5/15/2017	JUNE 17	
		432.00		1,672.80	2,104.80			
JULY 2017								
AUG 2017								
SEPT 2017								
OCT 2017								
NOV 2017								
DEC 2017								
JAN 2018								
FEB 2018								
MAR 2018								
APR 2018								
MAY 2018								
JUNE 2018								

CITY OF RATHDRUM (Water 100 661000 331 ??? 000) (Sewer 100 661000 335 080 000) 687-0261													
2016-17		WATER	SEWER	WATER	SEWER	WATER	SEWER	WATER	SEWER	WATER	SEWER	WATER	SEWER
DO (001)	7.1640.1	24.50	51.50	24.50	51.50	24.50	51.50	21.00	54.85	21.00	54.85	21.00	54.85
TRAN (002)	7.1660.1	28.50	51.50	28.50	60.06	28.50	51.50	25.00	54.85	25.00	54.85	25.00	54.85
Food Serv	7.1610.1	46.50	51.50	48.45	111.54	54.30	188.76	55.35	265.09	58.60	310.79	51.45	210.24
JBE (101)	7.1620.1	60.15	265.98	67.30	360.36	107.60	892.32	75.50	548.46	60.55	338.22	79.40	603.31
JBE Annex(101)	7.1630.1	46.50	51.50	46.50	51.50	46.50	51.50	43.00	73.13	43.00	91.41	43.00	63.99
BKE (104)	7.1580.1	103.50	600.60	64.50	51.50	69.70	154.44	70.10	219.38	73.35	265.09	65.55	155.40
BKE Irrig (104)	4.1585.1	817.80		1,125.90		1,094.05		341.35					
LJHS (201)	7.1670.1	119.10	806.52	150.30	1,218.36	236.75	2,359.50	159.15	1,471.70	90.90	511.90	83.10	402.20
LJHS Field (013)	4.1650.1	418.05		558.45		288.70		182.10					
LHS (301)	7.1570.1	84.65	351.78	71.00	171.60	91.80	446.16	98.05	612.45	105.85	722.14	122.75	959.81
LHS Irrig (007)	4.0616.1	346.15		821.30		662.70		79.00					
LHS Field (008)	4.1600.1	715.10		488.90		566.90		295.85					
LHS FBF RR	7.0002.1		51.50		51.50		51.50		54.85		54.85		54.85
MVAS (491)	7.1590.1	95.25	128.70	154.40	163.02	173.90	205.92	101.50	164.54	52.10	219.38	47.55	155.40
Soccer Fld (005)	4.0000.1	92.40		83.30		126.20		72.90		43.00		43.00	
		2,998.15	2,411.08	\$3,733.30	\$2,290.94	\$3,572.10	\$4,453.10	\$1,619.85	\$3,519.30	\$573.35	\$2,623.48	581.80	2,714.90
			5,409.23		\$6,024.24		\$8,025.20		\$5,139.15		\$3,196.83		3,296.70
invoice #		JULY 16 WATER/SEWER		AUGUST 16 WATER/ SE		SEPTEMBER 16 WATE		OCTOBER 16 WATER/		NOVEMBER 16 WATER		DECEMBER 16 WATER	
		WATER	SEWER	WATER	SEWER	WATER	SEWER	WATER	SEWER	WATER	SEWER	WATER	SEWER
DO (001)	7.1640.1	21.00	54.85	21.00	54.85	21.00	54.85	21.00	54.85	21.00	54.85		90
TRAN (002)	7.1660.1	25.00	54.85	25.00	54.85	25.00	54.85	25.00	54.85	25.00	63.99		
Food Serv	7.1610.1	44.30	109.69	54.05	246.81	53.40	237.67	51.45	210.24	56.00	274.23		
JBE (101)	7.1620.1	78.75	594.17	83.30	658.15	70.30	475.33	62.50	365.64	58.60	310.79		
JBE Annex(101)	7.1630.1	43.00	54.85	43.00	82.27	43.00	73.13	43.00	54.85	43.00	91.41		
BKE (104)	7.1580.1	64.25	137.12	71.40	237.67	67.50	182.82	64.90	146.26	68.15	191.96		
BKE Irrig (104)	4.1585.1							43.00		43.00			
LJHS (201)	7.1670.1	80.50	365.64	98.05	612.45	100.65	649.01	84.40	420.49	90.90	511.90		
LJHS Field (013)	4.1650.1							43.00		43.00			
LHS (301)	7.1570.1	77.25	319.94	104.55	703.86	92.85	539.32	88.95	484.47	94.15	557.60		
LHS Irrig (007)	4.0616.1							79.00		79.00			
LHS Field (008)	4.1600.1							43.00		43.00			
LHS FBF RR	7.0002.1		54.85		54.85		54.85		54.85		54.85		
MVAS (491)	7.1590.1	45.60	127.97	51.45	210.24	50.80	201.10	49.50	182.82	59.90	329.08		
Soccer Fld (005)	4.0000.1	43.00		43.00		43.00		43.00		43.00			
		522.65	1,873.93	594.80	2,916.00	567.50	2,522.93	741.70	2,029.32	767.70	2,440.66		
			2,396.58		3,510.80		3,090.43	2,771.02			3,208.36		
invoice #		JANUARY 2017 WATER/SEWER		FEBRUARY 2017 WATER/SEWER		MARCH 2017 WATER/SEWER		APRIL 2017 WATER/SEWER		MAY 2017 WATER/SEWER		JUNE 2017 WATER/SEWER	
Food Serv Water Account #290 710000 331 000 000 Sewer Account #290 710000 335 000 000 inv # is June ?? water/sewer													

City of Spirit Lake (Water 100 661000 331 ??? 000) (Sewer 100 661000 335 090 000) 623-2131

2016-17		WATER	SEWER	WATER	SEWER	WATER	SEWER	WATER	SEWER	WATER	SEWER	WATER	SEWER
SLE (102)	9.01	321.00		347.25		578.50		732.25		16.00		16.00	
SLE (102)	10.01	16.00	26.00	16.00	26.00	16.00	26.00	16.00	26.00	16.00	26.00	16.00	26.00
THS Main (401)	581.01	97.25	333.66	31.00	26.00	31.00	26.00	31.00	43.33	31.00	47.66	31.00	47.66
THS Irrig (009)	606.01	16.00		16.00		16.00		16.00		16.00		16.00	
THS Irrig (009)	615.01	16.00		32.25		16.00		22.25		16.00		16.00	
THS Conc (401)	616.01	16.00	26.00	16.00	26.00	16.00	26.00	16.00	26.00	16.00	26.00	16.00	26.00
TJHS (202)	685.01	41.00	138.66	254.75	879.66	16.00	30.33	29.75	99.66	33.50	112.66	27.25	91.00
TJHS Irrig (010)	715.01	978.50		3,083.50		1,886.00		1,713.50		16.00		16.00	
		1,501.75	524.32	3,796.75	957.66	2,575.50	108.33	2,576.75	194.99	160.50	212.32	154.25	190.66
			2,026.07		4,754.41		2,683.83		2,771.74		372.82		344.91
Invoice Number		JUNE 16 WATER/SEWER		JULY 16 WATER/SEWER		AUGUST 16 WATER/ SEWER		SEPT 16 WATER/ SEWER		OCTOBER 16 WATER/ SEWER		NOVEMBER 16 WATER/ SEWER	
Ck Date		7/15/2016		8/15/2016		9/14/2016		10/14/2016		11/11/2016		12/14/2016	
		WATER	SEWER	WATER	SEWER	WATER	SEWER	WATER	SEWER	WATER	SEWER	WATER	SEWER
SLE (102)	9.01	16.00		16.00		16.00		16.00		16.00		16.00	
SLE (102)	10.01	16.00	26.00	16.00	26.00	16.00	26.00	16.00	26.00	16.00	26.00	16.00	26.00
THS Main (401)	581.01	31.00	39.00	31.00	43.33	31.00	43.33	31.00	43.33	31.00	43.33	31.00	43.33
THS Irrig (009)	606.01	16.00		16.00		16.00		16.00		16.00		16.00	
THS Irrig (009)	615.01	16.00		16.00		16.00		16.00		16.00		16.00	
THS Conc (401)	616.01	16.00	26.00	16.00	26.00	16.00	26.00	16.00	26.00	16.00	26.00	16.00	26.00
TJHS (202)	685.01	18.50	60.66	16.00	26.00	16.00	26.00	16.00	26.00	16.00	26.00	16.00	26.00
TJHS Irrig (010)	715.01	16.00		16.00		16.00		16.00		16.00		16.00	91
		145.50	151.66	143.00	121.33	143.00	121.33	143.00	121.33	143.00	121.33	143.00	121.33
			297.16		264.33		264.33		264.33		264.33		264.33
Invoice Number		DECEMBER 16 WATER/SEWER		JANUARY 17 WATER/SEWER		FEBRUARY 17 WATER/SEWER		MARCH 17 WATER/SEWER		APRIL 17 WATER/SEWER		MAY 17 WATER/SEWER	
Ck Date		1/13/2017		2/10/2017		3/10/2017		4/14/2017		5/12/2017		6/15/2017	

KOOTENAI ELECTRIC

FY 2014-17

	6/15-	7/15-	8/15-	9/15-	10/15-	11/15-	12/15-	1/15-	2/15-	3/15-	4/15-	5/15-
	7/15/2014	8/15/2014	9/15/2014	10/15/2014	11/15/2014	12/15/2014	1/15/2015	2/15/2015	3/15/2015	4/15/2015	5/15/2015	6/15/2015
103 AE	984.93	932.42	1,497.39	1,785.49	2,726.69	3,185.98	3,215.24	2,948.24	2,793.37	2,392.50	2,057.91	1,444.22
Mtr 5968959	63.82	69.17	79.46	86.26	97.39	96.29	116.43	111.93	91.70	90.34	74.36	69.26
Mtr 83699138	907.58	849.72	1,404.40	1,685.70	2,615.77	3,076.16	3,085.28	2,822.78	2,688.14	2,288.63	1,970.02	1,361.43
Sec Light	13.53	13.53	13.53	13.53	13.53	13.53	13.53	13.53	13.53	13.53	13.53	13.53
105 GE	786.32	745.04	1,176.02	1,479.62	1,903.94	2,155.94	2,633.30	2,309.06	2,112.02	1,944.50	1,559.30	1,194.02
PAID	1,771.25	1,677.46	2,673.41	3,265.11	4,630.63	5,341.92	5,848.54	5,257.30	4,905.39	4,337.00	3,617.21	2,638.24
ck date	7/31/2014	8/29/2014	9/29/2014	10/31/2014	12/3/2014	12/31/2014	1/30/2015	2/27/2015	3/31/2015	4/30/2015	5/29/2015	6/30/2015

FY 2015-16

	6/15-	7/15-	8/15-	9/14-	10/15-	11/15-	12/15/2015-	1/15-	2/15-	3/15-	4/15-	5/15-
	7/15/2015	8/15/2015	9/14/2015	10/15/2015	11/15/2015	12/15/2015	1/15/2016	2/15/2016	3/15/2016	4/15/2016	5/15/2016	6/15/2016
103 AE	885.07	928.08	1,247.27	1,810.38	2,462.65	3,049.75	3,418.25	3,180.63	2,640.88	2,475.36	1,997.00	1,740.84
Mtr 95801833	64.58	71.47	75.80	89.57	100.45	93.40	91.70	95.10	80.05	65.43	52.60	49.88
Mtr 83699138	806.96	843.08	1,157.94	1,701.06	2,342.45	2,936.60	3,306.80	3,065.78	2,541.08	2,390.18	1,924.65	1,671.21
Sec Light	13.53	13.53	13.53	19.75	19.75	19.75	19.75	19.75	19.75	19.75	19.75	19.75
105 GE	776.00	776.00	942.98	1,322.18	1,743.38	2,315.06	2,509.46	2,516.90	2,013.38	1,800.98	1,437.38	1,536.26
PAID	1,661.07	1,704.08	2,190.25	3,132.56	4,206.03	5,364.81	5,927.71	5,697.53	4,654.26	4,276.34	3,434.38	3,277.10
ck date	7/31/2015	8/31/2015	9/30/2015	10/30/2015	11/30/2015	12/31/2015	1/29/2016	2/29/2016	3/31/2016	4/29/2016	5/31/2016	6/30/2016

FY 2016-17

	6/15-	7/15-	8/15-	9/15-	10/15-	11/15-	12/15-	1/15-	2/15-	3/15-	4/15-	
	7/15/2016	8/15/2016	9/15/2016	10/15/2016	11/17/2016	12/15/16	1/15/17	2/15/17	3/15/17	4/15/17	5/15/17	
103 AE	1,050.96	1,024.90	1,411.53	2,134.57	2,575.72	3,266.68	4,477.65	3,644.52	2,890.27	2,790.33	2,221.19	
Mtr 95801833	49.11	50.81	56.76	73.90	79.89	78.01	72.50	69.85	63.44	62.60	57.66	
Mtr 82256123	982.1	954.34	1335.02	2040.92	2476.08	3168.92	4385.40	3554.92	2,807.08	2,707.98	2143.78	
Sec Light	19.75	19.75	19.75	19.75	19.75	19.75	19.75	19.75	19.75	19.75	19.75	
105 GE	765.68	672.80	1,089.14	1,748.40	2,059.68	2,481.36	2,952.88	2,699.20	2,368.08	2,095.76	1,570.00	
PAID	1,816.64	1,697.70	2,500.67	3,882.97	4,635.40	5,748.04	7,430.53	6,343.72	5,258.35	4,886.09	3,791.19	0.00
ck date	7/29/2016	8/31/2016	9/14/2016	10/28/16	12/02/2016	12/29/2016	1/27/2017	2/24/17	3/31/2017	4/28/2017	5/31/2017	

100 661000 332 ??? 000

North Kootenai Water District (Twin Lakes Elementary School)

100 661000 331 106 000

	Meter #5367855				Account #1036541-01		
	Start Read	End Read	Consumption	Charges	Charges	Check Amt	Check Date
July 2016	299027	307479	8452	1,986.15	40.00	2,026.15	8/5/2016
Aug 2016	307479	318324	10845	2,486.54	40.00	2,526.54	10/7/2016
Sept 2016	318324	328600	10276	2,355.67	40.00	2,395.67	10/14/2016
Oct 2016	328600	336449	7849	1,797.46	40.00	1,837.46	11/11/2016
Nov 2016	336449	336697	248	63.32	40.00	103.32	12/9/2016
Dec 2016	336697	336906	209	57.47	40.00	97.47	12/29/2016
Jan 2017	336906	337001	95	40.37	40.00	80.37	1/27/2017
Feb 2017	337001	337201	200	56.12	40.00	96.12	2/24/2017
Mar 2017	337201	337408	207	57.17	40.00	97.17	4/14/2017
April 2017	337408	337598	190	54.62	40.00	94.62	5/12/2017
May 2017	337598	337874	276	67.52	40.00	107.52	5/31/2017
June 2017							
July 2017							
Aug 2017							
Sept 2017							
Oct 2017							
Nov 2017							
Dec 2017							
Jan 2018							
Feb 2018							
Mar 2018							
Apr 2018							
May 2018							
June 2018							
July 2018							
Aug 2018							
Sept 2018							
Oct 2018							
Nov 2018							
Dec 2018							
Jan 2019							
Feb 2019							
Mar 2019							
Apr 2019							
May 2019							
June 2019							
							0

TLI SEWER, LLC

TLE SEWER CHARGES 100 661000 335 095 000

	AMOUNT	CK DATE	INV #
JULY 14	617.50	7/1/2014	TLE JULY 14 SEWER
AUG 14	617.50	7/31/2014	TLE AUG 14 SEWER
SEP 14	617.50	8/29/2014	TLE SEPT 14 SEWER
OCT 14	617.50	9/29/2014	TLE OCT 14 SEWER
NOV 14	617.50	10/31/2014	TLE NOV 14 SEWER
DEC 14	617.50	11/21/2014	TLE DEC 14 SEWER
JAN 15	648.05	12/31/2014	TLE JAN 15 SEWER
FEB 15	648.05	1/30/2015	TLE FEB 15 SEWER
MAR 15	648.05	2/27/2015	TLE MAR 15 SEWER
APR 15	648.05	3/31/2015	TLE APR 15 SEWER
MAY 15	648.05	4/30/2015	TLE MAY 15 SEWER
JUNE 15	648.05	5/29/2015	TLE JUN 15 SEWER
	7,593.30		

	AMOUNT	CK DATE	INV #
JULY 15	648.05	7/1/2015	TLE JULY 15 SEWER
AUG 15	648.05	7/31/2015	TLE AUG 15 SEWER
SEP 15	648.05	8/31/2015	TLE SEPT 15 SEWER
OCT 15	648.05	9/30/2015	TLE OCT 15 SEWER
NOV 15	648.05	10/30/2015	TLE NOV 15 SEWER
DEC 15	648.05	11/30/2015	TLE DEC 15 SEWER
JAN 16	676.00	12/31/2015	TLE JAN 16 SEWER
FEB 16	676.00	1/29/2016	TLE FEB 16 SEWER
MAR 16	676.00	2/29/2016	TLE MAR 16 SEWER
APR 16	676.00	3/31/2016	TLE APR 16 SEWER
MAY 16	676.00	4/29/2016	TLE MAY 16 SEWER
JUNE 16	676.00	5/31/2016	TLE JUN 16 SEWER
	7,944.30		

	AMOUNT	CK DATE	INV #
JULY 16	676.00	7/1/16	TLE JUL 16 SEWER
AUG 16	676.00	7/29/16	TLE AUG 16 SEWER
SEP 16	676.00	8/31/16	TLE SEPT 16 SEWER
OCT 16	676.00	9/30/16	TLE OCT 16 SEWER
NOV 16	676.00	10/28/16	TLE NOV 16 SEWER
DEC 16	676.00	12/01/16	TLE DEC 16 SEWER
JAN 17	702.00	12/22/16	TLE JAN 17 SEWER
FEB 17	702.00	1/27/17	TLE FEB 17 SEWER
MAR 17	702.00	2/27/17	TLE MAR 17 SEWER
APR 17	702.00	3/31/17	TLE APR 17 SEWER
MAY 17	702.00	4/28/17	TLE MAY 17 SEWER
JUNE 17	702.00	5/31/17	TLE JUNE 17 SEWER
	8,268.00		

Idaho State Department of Education
May 30, 2017

**GIOVANNI ESTATES SUBDIVISION LEGAL DESC: HAYDEN LAKE IRR TRS AMENDED,
S2-TR 243 Section 21 Township 51N Range 04W**

ATTN: Dr. Becky Meyer

**RE: Revised School District Boundaries
Lakeland School District Number 272 (proposed excised)
Coeur d'Alene School District Number 271 (proposed annexed)**

Perfecta Valuation Services LLC/Nathaniel and Lindsey Grossglauer is requesting to annex their Hayden development Giovanni Estates / personal residence located at 9055 N Atlas Rd Hayden, ID 83835 into the Coeur d' Alene School District and to be excised from the Lakeland School District.

The key reasons for this request are outlined below:

- 1) The Giovanni Estates development exists within the City limits of Hayden, Idaho and is currently adjacent (three sides) to the Coeur D' Alene School District (see maps/exhibits). We currently have two children (ages 5 and 1) and would like them to attend nearby schools. Atlas Elementary is located less than 700' away from the development. All the other children/friends in the area attend these schools and it is an awfully long/very out of the way ride to Lakeland Schools. While this creates confusion amongst prospective home buyers, it also harms the sense of community, as families in our community may be pulled into differing school districts.
- 2) Home owners in the community would like the schools within their taxing district to get the benefit of their home ownership and tax revenue.
- 3) There is only one property adjacent to Giovanni Estates that is not in the CDA 271 School District, a single family residence on 5/acre to the south. All the homes to the north, west and east are all in CDA 271. Under the current alignment with the Lakeland School district, Lakeland buses would be required to go through neighborhoods that are all aligned with the Coeur d'Alene School District to reach Giovanni Estates. Relative to all adjacent communities, Giovanni Estates would be the only pocket community attending Lakeland Schools.


Additional children to potentially be introduced to the Coeur d' Alene School District:

- o Total number of lots within Giovanni Estates – 18 lots
- o Projected time for sale of all 18 homes - 1 year
- o Projected percentage of homes with children K-12 – 30-50%
- o Projected number of children residing in Giovanni Estates at completion 10-20.

Thank you very much for your time and consideration in the subject matter.


Nathaniel and Lindsey Grossglauer / Perfecta Valuation Services, LLC

9055 N Atlas Rd, Hayden, Idaho 83835



GIOVANNI ESTATES

I Chad J. Johnson have prepared the exhibit's and amended the district boundary legal description for the above referenced project.



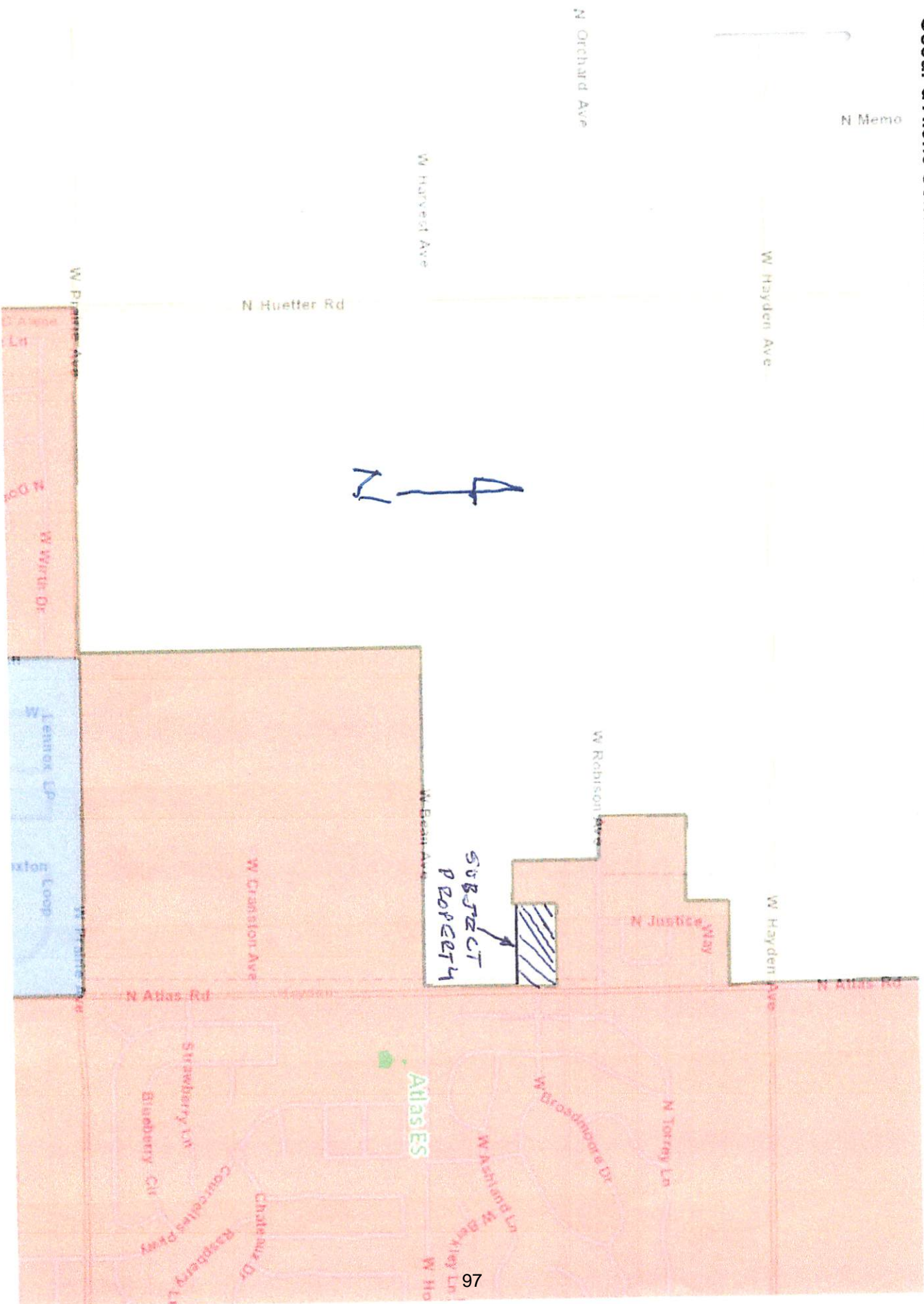
Coeur d'Alene School District

1400 N Northwood Center Ct.

Select Language

Basemap

Boundaries



Coeur d'Alene School District No. 271

THE BOARD OF TRUSTEES

1000P

Boundaries of the Coeur d'Alene School District No. 271

Beginning at the north $\frac{1}{4}$ corner of Sec. 5, Twp. 50 N, R 4 WBM; thence east approximately 1 mile to the north $\frac{1}{4}$ corner of Sec. 4, said township and range; thence north approximately $2\frac{1}{2}$ miles to the center of Sec. 21, Twp. 51 N, R 4 WBM; thence east approximately $\frac{1}{2}$ mile to the east $\frac{1}{4}$ corner of Sec. 21, said township and range; thence north approximately 661.0; thence West 1321.0 feet to the southwest corner of tract 244 of Hayden lake irrigated tracts; thence North a distance of 1327 to the northwest corner of Gianna Estates thence; East 658 to the northeast corner of Gianna Estates; thence North a distance of 332 feet to the northwest corner of Balser Estates; thence, East a distance of 655 feet to the intersection with the East line of Sec. 21, Twp. 51 N, R 4 WBM; thence north approximately $\frac{9}{10}$ mile to the SW corner of Sec. 10, said township and range; thence east approximately $1\frac{1}{2}$ miles to the south $\frac{1}{4}$ corner of Sec. 11, said township and range; thence north to the center of said Sec. 11; thence east approximately $\frac{1}{2}$ mile to the east $\frac{1}{4}$ corner of said Sec. 11; thence north approximately $\frac{1}{4}$ mile to the NW corner of the SW $\frac{1}{4}$ of the NW $\frac{1}{4}$ of Sec. 12, said township and range; thence east approximately $\frac{1}{2}$ mile to the NE corner of the SE $\frac{1}{4}$ corner of the NW $\frac{1}{4}$ of said Sec. 12; thence north approximately $\frac{3}{4}$ mile to the center of Sec. 1, said township and range; thence east approximately $\frac{1}{2}$ mile to the east $\frac{1}{4}$ corner of said Sec. 1; thence north approximately $\frac{1}{2}$ mile to the NW corner of Sec. 6, Twp. 51 N, R 3 WBM; thence east $3\frac{1}{4}$ miles, more or less, to the center of Hayden Lake; thence north approximately 1 mile to the mouth of Hayden Creek; thence north along the center thread of Hayden Creek to the north boundary of Sec. 34, Twp. 52 N, R 3 WBM; thence east approximately $2\frac{3}{4}$ miles to the NE corner of Sec. 36, said township and range; thence south approximately 1 mile to the SE corner of said Sec. 36; thence east $14\frac{1}{4}$ miles, more or less, to the Shoshone County line; thence south 5 miles, more or less, along the Kootenai-Shoshone County line to the SE corner of the SW $\frac{1}{8}$ of Sec. 27, Twp. 51 N, R 1 EBM, on the Shoshone County line; thence west approximately $8\frac{3}{4}$ miles to the north $\frac{1}{4}$ corner of Sec. 31, Twp. 51 N, R 1 WBM; thence south approximately 7 miles to the south $\frac{1}{4}$ corner of Sec. 31, Twp. 50 N, R 1 WBM; thence west approximately $\frac{1}{2}$ mile to the NW corner of Sec. 6, Twp. 49 N, on the range line between Ranges 1 & 2 WBM; thence south 3 miles, more or less, to the SE corner of Sec. 13, Twp. 49 N, on the range line; thence west approximately 9 miles to the SW corner of Sec. 15, Twp. 49 N, R 3 WBM; thence north approximately $\frac{1}{2}$ mile to the west $\frac{1}{4}$ corner of said Sec. 15; thence west approximately $1\frac{1}{2}$ miles to the center of Sec. 17, said township and range; thence north approximately $1\frac{1}{2}$ miles to the south $\frac{1}{4}$ corner of Sec. 5, said township and range; thence west $1\frac{1}{2}$ miles, more or less, to the center of Coeur d'Alene Lake; thence south and west, continuing along the center thread of Coeur d'Alene Lake and Windy Bay to a point where it intersects the west line of Sec. 30, Twp. 48 N, R 4 WBM; thence north approximately $2\frac{1}{2}$ miles to the SW corner of Sec. 7, said township and range; thence west approximately 1 mile to the SW corner of Sec. 12, Twp. 48 N, R 5 WBM; thence north approximately 5 miles to the NW corner of Sec. 24, Twp. 49 N, R 5 WBM; thence west approximately 1 mile to the NE corner of Sec. 22, said township and range; thence south approximately 1 mile to the SE corner of said Sec. 22; thence west 4 miles, more or less, to the

Washington-Idaho State line; thence north approximately 3½ miles to the west ¼ corner of Sec. 1, Twp. 49 N, R 6 WBM; thence east 1½ miles, more or less, to the center of Sec. 5, Twp. 49 N, R 5 WBM; thence south 1 mile to the center of Sec. 8, said township and range; thence east approximately 1½ miles to the east ¼ corner of Sec. 9, said township and range; thence north approximately 2½ miles to the NW corner of Sec. 33, Twp. 50 N, R 5 WBM; thence east ½ mile to the north ¼ corner of said Sec. 33; thence north approximately 1 mile to the north ¼ corner of Sec. 28, said township and range; thence east approximately 2 miles to the north ¼ corner of Sec. 26, said township and range; thence north approximately ½ mile to the center of Sec. 23, said township and range; thence east approximately 1½ miles to the west ¼ corner of Sec. 19, Twp. 50 N, R 4 WBM; thence north 2 miles, more or less, to the center thread of the Spokane River; thence east 1½ miles, more or less, along the center thread of the Spokane River to a point where the river intersects the north-south center line of Sec. 8, Twp. 50 N, R 4 WBM; thence north 1½ miles, more or less, to the point of beginning.

This description reflects the changes implemented with the annexations approved and effective December 12, 2002 and December 27, 2012.

Policy History:

Adopted on: November 4, 2013


Revised on:

Kootenai County, Idaho



Map Title Location within Township

6	5	4	3	2	1
7	8	9	10	11	12
13	14	15	16	17	18
19	20	21	22	23	24
25	26	27	28	29	30
31	32	33	34	35	36



THIS DRAWING IS TO BE USED FOR REFERENCE PURPOSES ONLY. THE COUNTY IS NOT RESPONSIBLE FOR ANY INACCURACIES CONTAINED HEREIN.

Map Revisions

Notes:

- 12/28/08 - JB
Ptn 0-3560-21-243-AA out to R/W (09)
- 01/12/09 - TH
0-3560-21-243-AA (now H-4050-21-243-AA) annexed into City of Hayden per Ord #462 (09)
- 05/15/09 - VMW
H-4050-21-243-AC out of 243-AA (10)
- 09/14/09 - JGB
Ptn 0-3560-21-244-AA out to R/W (10)
Ptn 0-3560-21-244-AB out to R/W (10)
- 11/27/09 - TH
0-3560-21-244-AA & 244-AB (now H-4050-21) annexed into City of Hayden per Ord #473 (10)
- 01/25/13 - TH
H-4050-21-243-AA & 243-AC platted into FAMILY DREAMS SUB (13)
- 01/09/15 - TH
H-K387-000-00A-0, 00B-0, 001-0, 002-0, 003-0, 004-0 & 005-0 platted into FAMILY DREAMS SUB (AMENDED) (15)
- 02/18/15 - bc
0-3520-21-209-AB out of 209-AA as Tax#23954; Rem 209-AA redescrbed as Tax#23957 (15)
- 03/03/15 - TH
0-3560-21-209-AA & 209-AB (both now H-4050-21) annexed into City of Hayden per Ord #534 (15)
- 08/25/15 - ET
H-0610-004-004-0 combined w/ 005-0 (now -A) (16)
- 10/30/15 - bc
H-4050-21-209-AA & 209-AB platted into GIANNA ESTATES (16)
- 10/03/16 - bc
Ptn H-0910-001-002-0 combined w/001-0 (both now -A) as Tax#24504 (17)
- 03/13/17 - TH
0-3560-21-243-AB (now H-4050) annexed into City of Hayden per Ord #563 (17)

Parcel areas have been calculated by traverse closure when sufficient information has been available. Area shown is Net Assessable Area. Right-of-Way, where applicable, has been subtracted. Distances and curve lengths less than 50' may not be shown due to scale limitations. Dimensions in parenthesis denote record and/or platted lot dimensions.

LOCATION OF ROADS SHOWN ARE BASED ON ADDRESSABLE ROAD INFORMATION AND MAY OR MAY NOT BE PUBLIC.

Parcel Identification Number (PIN) are comprised as follows:
 Platted: Sub-code and Parcel ID# ex. C-3510 and 021-999-C Resulting PIN = C-3510-021-999-C or C3510021999C
 Unplatted: TwpRngSec and Parcel ID# ex. 50N03W-16 and 7950 Resulting PIN = 50N03W-16-7950 or 50N03W167950

Legend


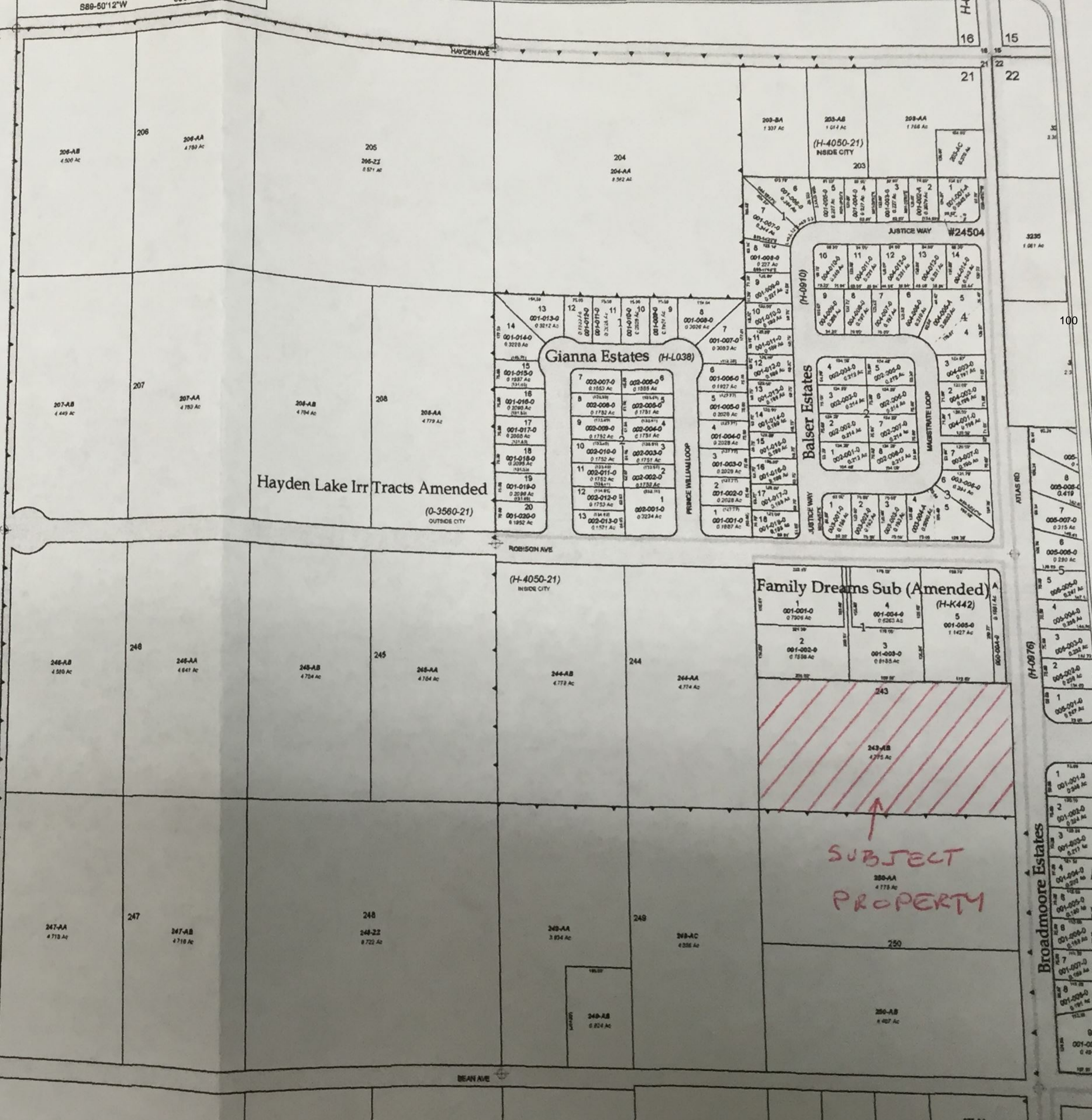
- (C-5357) Sub-code
- 001-001-A Parcel ID# (PIN)
- TaxParcels
- LegalAreas
- Road RW
- Private Roads
- Plat Boundaries
- Railroad
- City Limits
- GCDB_Corners
- GCDB_Lines

DEN AVE

S89-50'12"W

686.79

HAYDEN AVE



NE Sec. 21 Twp 51 N. R. 4 W. B. M.

Maptile: 51N04W21NE

Kootenai County, Idaho



Map Title Location within Township

6	5	4	3	2	1
7	8	9	10	11	12
18	17	16	15	14	13
19	20	21	22	23	24
30	29	28	27	26	25
31	32	33	34	35	36



THIS DRAWING IS TO BE USED FOR REFERENCE PURPOSES ONLY. THE COUNTY IS NOT RESPONSIBLE FOR ANY INACCURACIES CONTAINED HEREIN.

Map Revisions

Notes:

- 12/26/08 - JB
Ptn 0-3560-21-243-AA out to R/W (09)
- 01/12/09 - TH
0-3560-21-243-AA (now H-4050-21-243-AA) annexed into City of Hayden per Ord #462 (09)
- 05/15/09 - VMW
H-4050-21-243-AC out of 243-AA (10)
- 09/14/09 - JGB
Ptn 0-3560-21-244-AA out to R/W (10)
Ptn 0-3560-21-244-AB out to R/W (10)
- 11/27/09 - TH
0-3560-21-244-AA & 244-AB (now H-4050-21) annexed into City of Hayden per Ord #473 (10)
- 01/25/13 - TH
H-4050-21-243-AA & 243-AC platted into FAMILY DREAMS SUB (13)
- 01/09/15 - TH
H-K387-000-00A-0, 00B-0, 001-0, 002-0, 003-0, 004-0 & 005-0 platted into FAMILY DREAMS SUB (AMENDED) (15)
- 02/18/15 - bc
0-3520-21-209-AB out of 209-AA as Tax#23954; Rem 209-AA redesignated as Tax#23957 (15)
- 03/03/15 - TH
0-3560-21-209-AA & 209-AB (both now H-4050-21) annexed into City of Hayden per Ord #534 (15)
- 08/25/15 - ET
H-0910-004-004-0 combined w/ 005-0 (now -A) (16)
- 10/30/15 - bc
H-4050-21-209-AA & 209-AB platted into GIANNA ESTATES (16)
- 10/03/16 - bc
Ptn H-0910-001-002-0 combined w/001-0 (both now -A) as Tax#24504 (17)
- 03/13/17 - TH
0-3560-21-243-AB (now H-4050) annexed into City of Hayden per Ord #563 (17)

Parcel areas have been calculated by traverse closure when sufficient information has been available. Area shown is Net Assessable Area. Right-of-Way, where applicable, has been subtracted. Distances and curve lengths less than 50' may not be shown due to scale limitations. Dimensions in parenthesis denote record and/or platted lot dimensions.

LOCATION OF ROADS SHOWN ARE BASED ON ADDRESSABLE ROAD INFORMATION AND MAY OR MAY NOT BE PUBLIC.

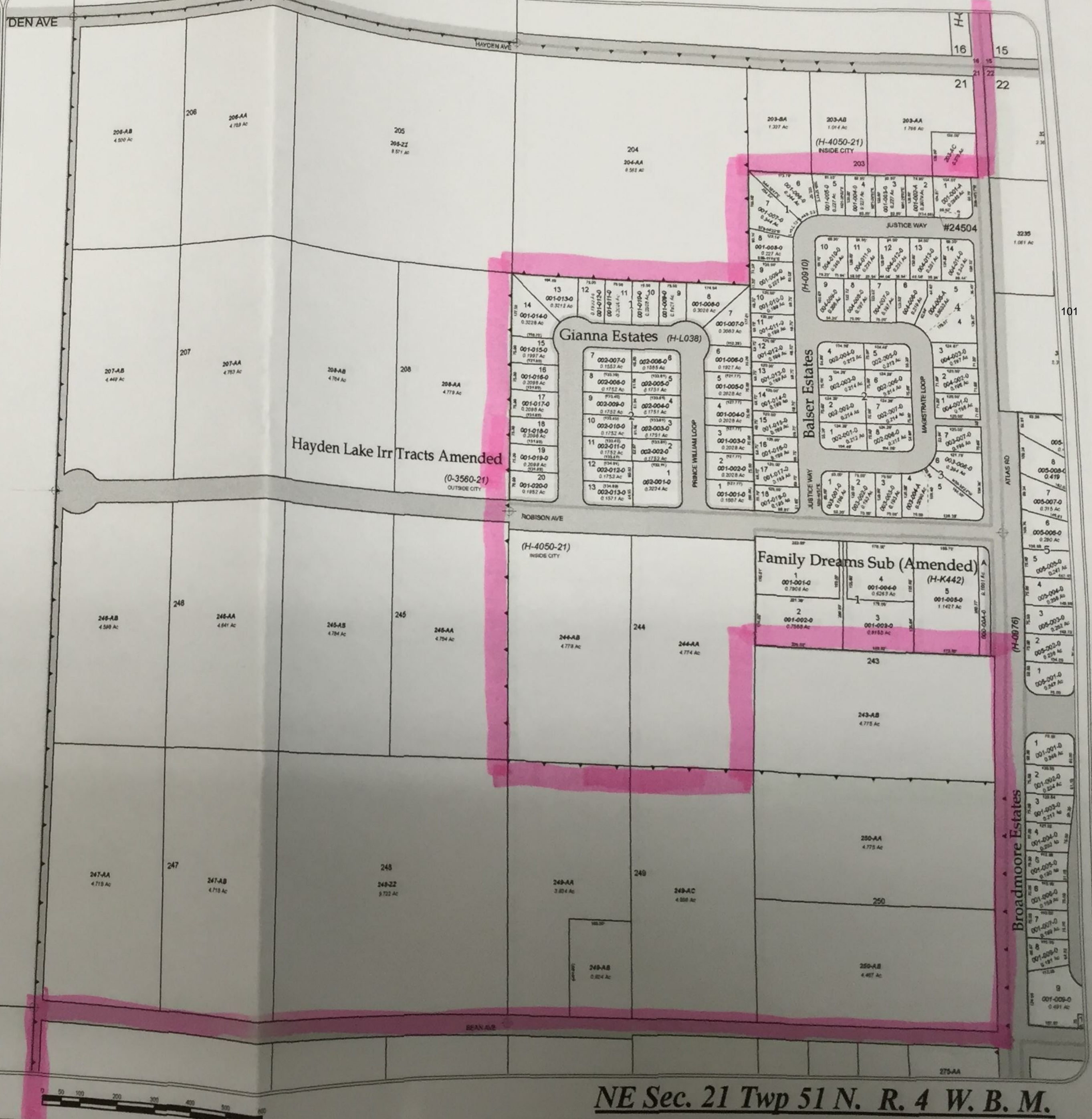
Parcel Identification Number (PIN) are comprised as follows:
 Platted: Sub-code and Parcel ID# ex. C-3510 and 021-999-C Resulting PIN = C-3510-021-999-C or C3510021999C
 Unplatted: Twp/Rng/Sec and Parcel ID# ex. 50N03W-16 and 7950 Resulting PIN = 50N03W-16-7950 or 50N03W167950

Legend

- (C-5357) Sub-code
- 001-001-A Parcel ID# (PIN)
- Tax Parcels
- Legal Areas
- Road RW
- Private Roads
- Plat Boundaries
- Railroad
- City Limits
- GCDB_Corners
- GCDB_Lines

DEN AVE

HAYDEN AVE



NE Sec. 21 Twp 51 N. R. 4 W. B. M.

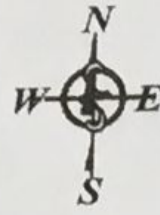
PROPOSED CDA - LAKELAND SCHOOL DISTRICT BOUNDARIES

Kootenai County, Idaho



Map Title Location within Township

6	5	4	3	2	1
7	8	9	10	11	12
18	17	16	15	14	13
19	20	21	22	23	24
30	29	28	27	26	25
31	32	33	34	35	36



THIS DRAWING IS TO BE USED FOR REFERENCE PURPOSES ONLY. THE COUNTY IS NOT RESPONSIBLE FOR ANY INACCURACIES CONTAINED HEREIN.

Map Revisions

Notes:

- 12/26/08 - JB
Ptn 0-3560-21-243-AA out to R/W (08)
- 01/12/09 - TH
0-3560-21-243-AA (now H-4050-21-243-AA) annexed into City of Hayden per Ord #462 (09)
- 05/15/09 - VMW
H-4050-21-243-AC out of 243-AA (10)
- 08/14/09 - JGB
Ptn 0-3560-21-244-AA out to R/W (10)
Ptn 0-3560-21-244-AB out to R/W (10)
- 11/27/09 - TH
0-3560-21-244-AA & 244-AB (now H-4050-21) annexed into City of Hayden per Ord #473 (10)
- 01/25/13 - TH
H-4050-21-243-AA & 243-AC platted into FAMILY DREAMS SUB (13)
- 01/08/15 - TH
H-K387-000-00A-0, 00B-0, 001-0, 002-0, 003-0, 004-0 & 005-0 platted into FAMILY DREAMS SUB (AMENDED) (15)
- 2/18/15 - bc
-3520-21-209-AB out of 209-AA as Tax#23954; Rem 209-AA described as Tax#23957 (15)
- 03/15 - TH
3560-21-209-AA & 209-AB (both now H-4050-21) annexed into City of Hayden per Ord #534 (15)
- 25/15 - ET
1910-004-004-0 combined w/ 005-0 (now -A) (16)
- 3/15 - bc
050-21-209-AA & 209-AB platted into GIANNA ESTATES (16)
- 3/16 - bc
-0910-001-002-0 combined w/001-0 (both now -A) as 24504 (17)
- 7/17 - TH
0-21-243-AB (now H-4050) annexed into City of Hayden per Ord #583 (17)


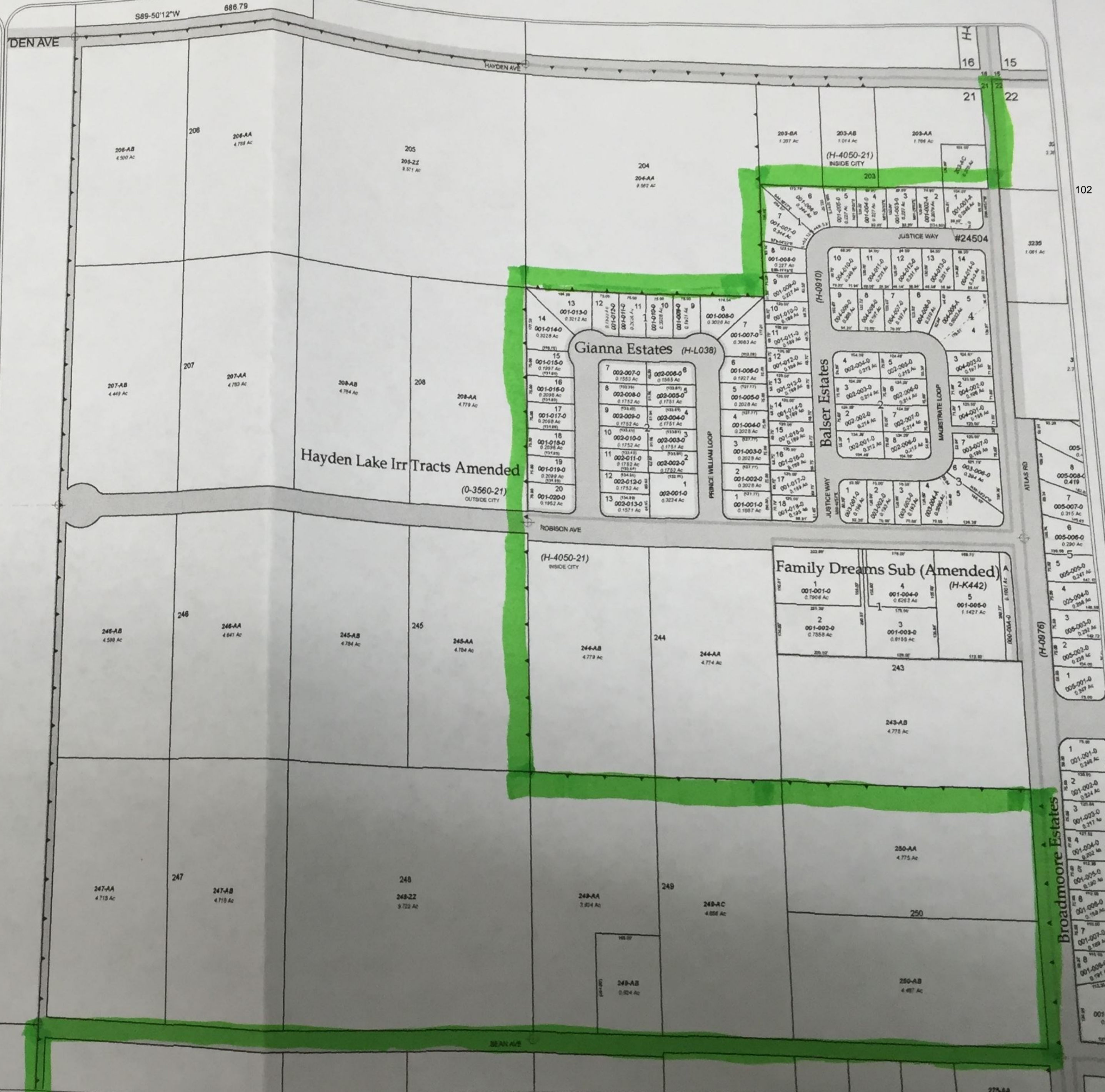
Distances have been calculated by traverse closure when sufficient information has been available. Area shown is Net Area. Right-of-Way, where applicable, has been subtracted. Distances and curve lengths less than 50' may not be due to scale limitations. Dimensions in parenthesis denote record and/or platted lot dimensions.

ROADS SHOWN ARE BASED ON ADDRESSABLE ROAD INFORMATION AND MAY OR MAY NOT BE PUBLIC.

Location Number (PIN) are comprised as follows:
 Sub-code and Parcel ID# ex. C-3510 and 021-999-C Resulting PIN = C-3510-021-999-C or C3510021999C
 WpRngSec and Parcel ID# ex. 50N03W-16 and 7950 Resulting PIN = 50N03W-16-7950 or 50N03W167950

Legend

- Sub-code Tax Parcels
- Parcel ID# (PIN) Legal Areas
- Road RW
- Private Roads
- Plat Boundaries
- Railroad
- City Limits
- GCDB_Corners
- GCDB_Lines



NE Sec. 21 Twp 51 N. R. 4 W. B. M.

1N04W21NE

Comparing Current Fiscal Year to Prior Fiscal Year ~ Same Time Period

LAKELAND JOINT SCHOOL DISTRICT #272						LAKELAND JOINT SCHOOL DISTRICT #272				
<u>"FY 2016-2017" - GENERAL FUND BUDGET SUMMARY INFORMATION</u>						<u>"FY 2015-2016" - GENERAL FUND BUDGET SUMMARY INFORMATION</u>				
REVENUE						***REVENUE***				
July, 2016 - May, 2017						July, 2015 - May, 2016				
REVENUE	BUDGET	RECEIPTS TO DATE	% Received	Remaining Budget	% Remaining	BUDGET	YTD ACTIVITY	% Received	Remaining Budget	% Remaining
M&O Levy	-	1,266.01		(1,266.01)			0.06		0.06	
Supplemental Levy	5,300,000.00	3,253,167.64	61.4%	(2,046,832.36)	-38.6%	4,795,000.00	3,018,491.79	63.0%	(1,776,508.21)	-37.05%
Emergency Levy	822,585.00	464,351.43		(358,233.57)		20,000.00	117,147.04		97,147.04	
Tort Levy	50,000.00	24,595.43	49.2%	(25,404.57)	-50.8%	50,000.00	30,557.19	61.1%	(19,442.81)	-38.89%
Other Local Tax	-			-		-			-	
Penalty/Int Delinquent Taxes	69,000.00	58,726.64	85.1%	(10,273.36)	-14.9%	67,300.00	49,980.10	74.3%	(17,319.90)	
Investments	5,000.00	21,231.41	424.6%	16,231.41	324.6%	35,000.00	3,730.28	10.7%	(31,269.72)	-89.34%
Community Ed.	500.00			(500.00)		500.00	448.00	89.6%	(52.00)	
Other Local Revenue	111,400.00	159,241.28	142.9%	47,841.28	42.9%	180,500.00	107,489.34	59.6%	(73,010.66)	-40.45%
Base State Support	17,570,000.00	17,466,430.71	99.4%	(103,569.29)	-0.6%	16,606,552.00	16,237,873.55	97.8%	(368,678.45)	-2.22%
Transportation	1,100,000.00	1,000,829.81	91.0%	(99,170.19)	-9.0%	1,150,000.00	1,044,638.60	90.8%	(105,361.40)	-9.16%
Tuition Equiv	-		#DIV/0!	-	#DIV/0!	52,500.00		0.0%	(52,500.00)	-100.00%
State Paid Benefits	2,289,095.00	2,301,247.36	100.5%	12,152.36	0.5%	2,575,000.00	2,166,467.02	84.1%	(408,532.98)	-15.87%
Other State Support	693,104.00	372,107.00	53.7%	(320,997.00)	-46.3%	679,390.00	467,588.00	68.8%	211,802.00	
Other State Support - PFP	-			-		-			-	
Lottery/Additional St Maint	248,000.00	257,798.00		9,798.00		247,000.00	247,629.00	100.3%	629.00	0.25%
Property Tax Replace.	63,977.00	32,847.85	51.3%	(31,129.15)	-48.7%	85,000.00	32,847.85	38.6%	(52,152.15)	-61.36%
Other State Revenue (Wifi)	-	30,744.00		30,744.00		-	57,311.45	#DIV/0!	57,311.45	#DIV/0!
Other Fed Rev-E-Rate	-	25,784.17		25,784.17		-	36,782.56		(36,782.56)	
Unrestricted Grants	165,000.00	250,070.65	151.6%	85,070.65	51.6%	135,000.00	107,992.29	80.0%	(27,007.71)	-20.01%
Other Indirect Restricted	-			-		-			-	
Loan Proceeds		1,099,250.00	#DIV/0!	1,099,250.00	#DIV/0!					
Sale/Com for Loss Fixed Asset			#DIV/0!	-	#DIV/0!		4,664.57			
Transfers	-			-		-			-	
TOTALS	28,487,661.00	26,819,689.39	94.1%	(1,670,503.63)	-5.9%	26,678,742.00	23,731,638.69	89.0%	(2,947,103.31)	-11.05%
Beginning Balance										
Budgeted Amount	28,487,661.00					26,678,742.00				

Comparing Current Fiscal Year to Prior Fiscal Year ~ Same Time Period

LAKELAND JOINT SCHOOL DISTRICT #272						LAKELAND JOINT SCHOOL DISTRICT #272				
<u>"FY 2016-2017" GENERAL FUND BUDGET SUMMARY INFORMATION</u>						<u>"FY 2015-2016" GENERAL FUND BUDGET SUMMARY INFORMATION</u>				
July, 2016 - May, 2017						July, 2015 - May, 2016				
EXPENDITURES						**EXPENDITURES**				
	BUDGET	FYTD ACTIVITY	% Expended	BALANCE	% Remaining	BUDGET	YTD ACTIVITY	%	BALANCE	%
Elementary	7,083,431.00	5,383,929.77	76.0%	1,699,501.23	24.0%	6,462,535.00	5,058,826.37	78.3%	1,403,708.63	21.7%
Secondary	6,958,008.00	5,048,333.89	72.6%	1,909,674.11	27.4%	6,894,637.00	5,183,920.42	75.2%	1,710,716.58	24.8%
Alternative	540,863.00	414,788.62	76.7%	126,074.38	23.3%	535,233.00	401,724.97	75.1%	133,508.03	24.9%
Except. Child	1,226,782.00	1,214,770.20	99.0%	12,011.80	1.0%	1,300,698.00	1,105,169.31	85.0%	195,528.69	15.0%
Gifted/Talented	107,942.00	79,901.61	74.0%	28,040.39	26.0%	94,138.00	67,582.65	71.8%	26,555.35	28.2%
Ex Curr	714,756.00	578,117.69	80.9%	136,638.31	19.1%	698,872.00	509,274.25	72.9%	189,597.75	27.1%
Summer School	69,223.00	53,255.60	76.9%	15,967.40	23.1%	66,685.00	56,297.53	84.4%	10,387.47	15.6%
Adult Ed	538.00	2.51	0.5%	535.49	99.5%	538.00	515.45	95.8%	(22.55)	
Guidance/Health	1,151,010.00	825,839.22	71.7%	325,170.78	28.3%	982,092.00	722,742.80	73.6%	259,349.20	26.4%
Ancillary	691,155.00	646,351.70	93.5%	44,803.30	6.5%	650,421.00	519,935.07	79.9%	130,485.93	20.1%
Personnel Support	418,593.00	257,100.89	61.4%	161,492.11	38.6%	362,878.00	311,874.73	85.9%	51,003.27	14.1%
Ed Media	557,667.00	451,676.73	81.0%	105,990.27	19.0%	531,733.00	438,795.57	82.5%	92,937.43	17.5%
Instruct. Related Technology	455,633.00	456,648.68	100.2%	(1,015.68)	-0.2%	449,849.00	432,616.40	96.2%	17,232.60	3.8%
Board	93,585.00	80,237.11	85.7%	13,347.89	14.3%	75,807.00	70,327.11	92.8%	5,479.89	7.2%
District Admin	594,384.00	591,269.89	99.5%	3,114.11	0.5%	535,317.00	474,587.18	88.7%	60,729.82	11.3%
School Admin	2,202,334.00	1,764,008.66	80.1%	438,325.34	19.9%	2,147,071.00	1,808,439.74	84.2%	338,631.26	15.8%
Business Operations	291,271.00	231,120.58	79.3%	60,150.42	20.7%	283,036.00	257,952.31	91.1%	25,083.69	8.9%
Admin Tech Services	88,310.00	88,398.63	100.1%	(88.63)	-0.1%	60,325.00	76,820.12	127.3%	(16,495.12)	-27.3%
Bldg Custodial	1,917,916.00	1,840,538.17	96.0%	77,377.83	4.0%	1,762,368.00	1,769,337.17	100.4%	(6,969.17)	-0.4%
General Maint Non-Student Occ	67,500.00	27,423.57	40.6%	40,076.43	59.4%	67,500.00	52,452.96	77.7%	15,047.04	22.3%
General Maint Student Occ	930,834.00	805,838.01	86.6%	124,995.99	13.4%	813,762.00	804,783.76	98.9%	8,978.24	1.1%
Pupil Trans.	1,608,809.00	1,426,552.61	88.7%	182,256.39	11.3%	1,579,600.00	1,336,174.74	84.6%	243,425.26	15.4%
Dist. Trans.	36,395.00	38,844.04	106.7%	(2,449.04)	-6.7%	40,066.00	21,911.62	54.7%	18,154.38	45.3%
Capital Assets				-					-	
Debt Services/Princ & Interest		1,304,911.12	#DIV/0!	(1,304,911.12)	#DIV/0!					
Transfers	555,522.00		0.0%	555,522.00	100.0%	283,581.00		0.0%	283,581.00	100.0%
Reserve	125,200.00		0.0%	125,200.00	100.0%			#DIV/0!	-	#DIV/0!
TOTAL	28,487,661.00	23,609,859.50	82.9%	4,877,801.50	17.1%	26,678,742.00	21,482,062.23	80.5%	5,196,679.77	19.5%
This Balances = Revenue received to date minus Expenses to date	-	3,209,829.89				-	2,249,576.46			
				104						

2016-17 Kindergarten ELA Pre/Post Assessment

***Please indicate number of students that meet 80% at quarter end goal/ over total number of students

	Quarter 1		Quarter 2				Quarter 3					Quarter 4				
	Letter Names/52	Letter sounds/52	Letter names/52	Letter sounds/52	Sight Words/10	CVC words/ 10	Letter Names/52	Letter sounds/52	Sight words/20	cvc words/10	Grade Level Text	Letter Names/52	Letter sounds/52	Sight words/10	cvc words/10	Grade level Text
	28/42	23/42	33/43 88%	38/43 88%	27/43 63%	34/43 79%	43/44 98%	43/44 98%	40/44 91%	39/44 89%	39/44 89%					
	16/19 (84%)	/19	18/19 94%	18/19 94%	17/19 89%	17/19 89%	19/19 (100%)	19/19 (100%)	18/19 (94%)	18/19 (94%)	18/19 (94%)					
	25/40 (62%)	16/40 (40%)	40/43 93%	38/43 88%	31/43 72%	33/43 78%	43/43 100%	43/43 100%	32/43 74%	43/43 100%	42/42 98%					
	15/18 (83%)	12/18 (67%)	16/17 94%	16/17 94%	15/17 88%	15/17 88%	19/19 100%	18/19 95%	19/19 100%	18/19 95%	18/19 95%					
	16/19 (84%)	16/19 (84%)	18/18 100%	18/18 100%	18/18 100%	13/18 72%	18/18 100%	18/18 100%	18/18 100%	18/18 100%	18/18 100%					
	22/44 (50%)	9/44 (20%)	46/47 98%	41/47 87%	38/47 81%	36/47 76%	43/43 100%	43/43 100%	40/43 93%	39/43 91%	38/43 88%					
	39/44 (88%)	35/44(79%)	48/48 100%	47/48 97%	44/48 91%	36/48 75%	47/48 98%	47/48 98%	47/48 98%	47/48 98%	45/48 93%					
	25/38 (65%)	19/38 (50%)	42/42 100%	37/42 88%	33/42 78%	32/42 76%	42/42 100%	41/42 97%	34/42 80%	36/42 85%	36/42 85%					
District Average	61%	54%	94%	91%	80%	78%	99.00%	98.00%	93.00%	94%	92%					

Lorraine Reigel
9585 East Riley Loop
Athol, ID 83801

June 6, 2017

Special Services Director Susan Morrison
Lakeland Joint School District
P.O. Box 39, 15506 N. Washington Street
Rathdrum, ID 83858

Dear Susan,

This letter is to inform you of my intent to retire from the Lakeland Joint School District effective the end of the 2017 work year. I will be placing my home in Athol on the market this summer. From there, I plan to travel for a time, after which I will be moving out of the area.

I have enjoyed my six years at Lakeland and I know that I will miss working with the staff and students of this outstanding school district. I also realize that fulfilling the vacancy left by my retirement may be challenging. I offer my support in easing a transition to a new speech-language pathologist in any way that you may find helpful and that I am capable of. As you recall, I am currently scheduled to supervise the paraprofessional that will be providing ESY services to the preschool speech student at Spirit Lake Elementary. I am prepared to honor that commitment through the summer.

I appreciate the many opportunities for personal and professional development during my time at Lakeland. It has been with gratitude that I have served the students and families in our community. I have always felt honored to be a member of the Lakeland team, and wish my colleagues who continue with the important work of educating and preparing students for the future, all the best. After the school year, I will be available by phone at 208.660.6013 and by e-mail at l_reigel@roadrunner.com.

Sincerely Yours,



Lorraine A. Reigel

Ann T. Matlock
PO Box 1480
Spirit Lake, ID 83869
(208) 623-2270

June 8, 2017

Dear Dr. Meyer, Members of the Lakeland School District Board of Education, Mrs. Sexton, and Ms. Mitchell,

It is with mixed emotions that I am submitting my letter of resignation.

As some of you are aware, I am a strong believer in God. For the last seven years, but more so during the last five, I've felt that He is calling me to a different purpose. Being a believer requires obedience, and I can no longer deny that it's time to make the moves for which He's been preparing me all of my life. I would be thrilled to share these events with you should you wish to inquire. Additionally, I would appreciate the opportunity to be given an exit interview so I can share some things I've noticed about our district that may be of benefit to our students.

For 27 years I have dedicated my life to the children of public education. I believe in the idea that all children deserve and can be educated to high levels. There is a feeling like no other when seeing a student get that "light bulb" above his or her head, and I have been blessed and honored to have been a part of this process.

I would like to thank all those in our district who have welcomed me and believed in my abilities starting with BJ DeAustin, Patty Morrison, Lisa Sexton, and the now-retired Brad Murray. Without these people, it would not have been possible for us to move here to the most beautiful part of the country, a place I had aspired to be since 1994! It was a dream come true, but it is obvious to me now that it was merely a stepping stone in God's plan for me.

Spirit Lake Elementary and this district will always hold a special place in my heart. I would like to say "thank you" for all the people and opportunities I have been given. I would like to give a special "thank you" to Cindy Happeny who has become a good friend over the years. She is a gem!

Thank you again, and God bless all of you in your most-important work.

Sincerely,
Ann Matlock

Amy Gibson
3267 N 12th Street
Coeur d'Alene, ID 83815
208.818.0903
Amygibson2015@gmail.com

June 12, 2017

Georgeanne Griffith
Director of Information
Lakeland School District #272
15601 N Hwy 41
Rathdrum, ID 83858

Dear Ms. Griffith,

Please accept this letter as a formal notification that I am resigning from my position with the Lakeland School District, as I am relocating to Rupert, ID.

I have truly enjoyed being a part of this team and family. This school has helped me grow as a teacher, friend and person. I have truly appreciated the opportunity you have provided for me these past few years. It has been an absolute pleasure to work with all of our staff, students and community.

If I can be of any help during this transition, please let me know. Thank you.

Sincerely,

A handwritten signature in black ink that reads "Amy Gibson". The signature is written in a cursive, flowing style.

Amy Gibson

Last Name	First Name	Building	Position	
Whaley	Jennifer	401	.5 Social Studies	.5 ELA
Kraack	Anthony	401	English Instructor	
Klemm	Serah	401	.5 Math	
Pine	Vernon	201	PE/Elective	
Sullivan	Amy	105	4/5 Combo Tchr	
Kalberg	Kim	104	6th Grade Tchr	

Last Name	First Name	Building	Position
Graves	Kristi	102	Admin Assistant
Randles	Rhonin	BASE	Robotics Program Lead-Stipend/Grant Funded
Cass	Shelby	BASE	Summer Base Aide

Last Name	First Name	Building	Position
ALBERTSON	NORMAN	401 TIMBERLAKE SR HIGH	TRAINING
ALLEN	ROBYN	202 TIMBERLAKE JR HIGH	ELA
ALLISON	MATTHEW	301 LAKELAND SENIOR HIGH	SCIENCE
ALLRED	MARIA	103 ATHOL ELEMENTARY	2ND
AMOS	KELLY	401 TIMBERLAKE SR HIGH	BUSINESS
ANDERSON	JULIE J	103 ATHOL ELEMENTARY/DO	GRADE
ANDERSON	MICHAEL	401 TIMBERLAKE SR HIGH	SCIENCE
ANDERSON	RICHARD	301 LAKELAND SENIOR HIGH	HISTORY
ASHER	AMBER	201 LAKELAND JUNIOR HIGH	PE
ASHER	SHELLEY	301 LAKELAND SENIOR HIGH	FRENCH/ENGLISH
AYERS	CHRISTINE	DISTRICT OFFICE	BI
BADGER	KELSIE	101 JOHN BROWN ELEMENTARY	SWD
BAKER	BRUCE	105 GARWOOD ELEMENTARY	4TH
BAKER	JOSHUA	201 LAKELAND JUNIOR HIGH	MATH
BARKLEY	MARCII	101 JOHN BROWN ELEMENTARY	2ND
BARRON	MEGAN	105 GARWOOD ELEMENTARY	TITLE
BARTRAM	SARA	101 JOHN BROWN ELEMENTARY	K
BAUMAN	LAURA	103 ATHOL ELEMENTARY	PE
BEAL	SARA	105 GARWOOD ELEMENTARY	3RD
BEAN	DANIELLE	301 LAKELAND SENIOR HIGH	MATH
BERTSCH	HARRISON		1
BEVACQUA	COLLEEN	301 LAKELAND SENIOR HIGH	US HISTORY
BEYER	CYNTHIA	401 TIMBERLAKE SR HIGH	PE/HEALTH
BISHOP	NEAL	101 JOHN BROWN ELEMENTARY	PE
BOOTS	JENNIFER	103 ATHOL ELEMENTARY	5TH
BOYD	RANDAL	202 TIMBERLAKE JR HIGH	ARTS
BRADBURY	JASON	106 TWIN LAKES ELEMENTARY	6TH
BRANDT	BRITTANY	102 SPIRIT LAKE ELEMENTARY	4TH
BRIMHALL	COURTNEY	102 SPIRIT LAKE ELEMENTARY	4TH
BRUNER	LINDA	491 MT VIEW ALTERNATIVE SCHOOL	MATH
BULLARD	KRISTA	491 MT VIEW ALTERNATIVE SCHOOL	ELA/HIST
BURGAN	MATHEW	491 MT VIEW ALTERNATIVE SCHOOL	ENGLISH

BURLINGAME	RACHEL	101 JOHN BROWN ELEMENTARY	KINDERGARTEN
------------	--------	---------------------------	--------------

BUSCH	KEN	301 LAKELAND SENIOR HIGH	PE/HEALTH
-------	-----	--------------------------	-----------

CASHMAN	DEBRA	102 SPIRIT LAKE ELEMENTARY	K
CAYSON	MOLLY	104 BKE	1ST

CHANEY	KELLY	101 JOHN BROWN ELEMENTARY	4TH
--------	-------	---------------------------	-----

CHAPPLE	GREGORY	201 LAKELAND JUNIOR HIGH	SOC/HISTORY
CLARK	LORI	102 SPIRIT LAKE ELEMENTARY	5TH
COLLIS	TAMARA	104 BETTY KIEFER ELEMENTARY	K
CONRATH	MARY	104 BETTY KIEFER ELEMENTARY	5/6 COMBO
COOKSEY	GINA	105 GARWOOD ELEMENTARY	K
COUCH	MELISSA	101 JOHN BROWN ELEMENTARY	1ST
CUMMINGS	LUANN	106 TWIN LAKES ELEMENTARY	SWD
CURRY	SANDRA	103 ATHOL ELEMENTARY	1ST
CUSHMAN	LEVI	201 LAKELAND JR HIGH	BUSINESS
DARROW	MARIANNE	104 BETTY KIEFER ELEMENTARY	2ND GRADE
DAVIS	JO-DENE	103 ATHOL ELEMENTARY	3RD
DERRICK	DEBORAH	106 TWIN LAKES ELEMENTARY	3RD
DESJARDINS	KYRSTIN	201 LAKELAND JUNIOR HIGH	HIST/SOC STUDIES

DESOTO	CYNTHIA	103 ATHOL ELEMENTARY	
DEVORE	JODIE	105 GARWOOD ELEMENTARY	K
DODD-DURAN	JACQUELINE	401 TIMBERLAKE SR HIGH	DRAMA/SPEECH
DONART	ALAINA	105 GARWOOD ELEMENTARY	3RD
DOUGLAS DUNBAR-RUNYAN	MELISSA LESLEY	104 BETTY KIEFER ELEMENTARY 106-TLE	K ED ASST
DUNCAN	TERRI	301 LAKELAND SENIOR HIGH	PE
EACHO	CHELSIE	101 JOHN BROWN ELEMENTARY	3RD
EDELBLUTE	ROBERT	106 TWIN LAKES ELEMENTARY	5TH
ELEAZER	LAUREN	301 LAKELAND SENIOR HIGH	PE/SWD
EMORY	JENNIFER	202 TIMBERLAKE JR HIGH	HISTORY
EPLING	PATRICIA	104 BETTY KIEFER ELEMENTARY	1ST
FERGUSON	MEGAN	401 TIMBERLAKE SR HIGH/DO	ELA

FORSYTHE	JARED	301 LAKELAND SENIOR HIGH	SCIENCE
FORSYTHE	SARA	301 LAKELAND SENIOR HIGH	ART
FOSTER	LAURA	105 GARWOOD ELEMENTARY	2ND
FOURNIER	LISA	106 TWIN LAKES ELEMENTARY	2NE
FOX-LOPP	JESSICA	301 LAKELAND SENIOR HIGH	SWD
FRANK	STACY	101 JOHN BROWN ELEMENTARY	K
FRIIS	COREY	DISTRICT OFFICE	INST COACH
GAMBRINO	JEFFREY	401 TIMBERLAKE SR HIGH	MUSIC
GARWOOD	MICHELLE	401 TIMBERLAKE SR HIGH	MATH
GAUVIN	FRANCESCA	201 LAKELAND JUNIOR HIGH	ELA
GIBSON	AMY	201 LAKELAND JUNIOR HIGH	MATH
GILL	RACHEL	106 TWIN LAKES ELEMENTARY	6TH
GOODWIN	DEON	101 JOHN BROWN ELEMENTARY	MUSIC

GORTON	CHEROKEE	201 LAKELAND JUNIOR HIGH	SCIENCE
GORTON	MARK	491 MT VIEW ALTERNATIVE SCHOOL	HISTORY / DRAMA
GRAVATT	KRISTIN	301 LAKELAND SENIOR HIGH	ART
GRAVES	TAYLOR	401 TIMBERLAKE SR HIGH	INDUSTRIAL ARTS
HAASE	CHRISTIE	DISTRICT OFFICE	PSYCH
HALL-BURNSIDE	KATHLEEN	301 LAKELAND SENIOR HIGH	ELA
HALL-HEADLEY HALLETT	P. COLLEEN MELANIE	301 LAKELAND SENIOR HIGH 104 BKE	ELA SWD
HARMS	JAMIE	101 JOHN BROWN ELEMENTARY	6TH
HASZ	REBECCA	301 LAKELAND SENIOR HIGH	SPANISH
HAUCK	KIMBERLY	401 TIMBERLAKE SR HIGH	MATH
HAYENGA	JENA	491 MT VIEW ALTERNATIVE SCHOOL	FCS
HAYES	AARON	104 BETTY KIEFER ELEMENTARY	MUSIC

HAYNES	NICHOLAS	301 LAKELAND SENIOR HIGH	SOC STUDIES/PE
HEGBLOOM	KARLA	201 LAKELAND JUNIOR HIGH	ELA
HENDERSON	TAMMIE	201 LAKELAND JUNIOR HIGH	SCIENCE
HEROLD	KATHLEEN	201 LAKELAND JUNIOR HIGH	ELA
HILL	KIMBERLY	102 SPIRIT LAKE ELEMENTARY	3RD
HOLCOMB	KRISTIN	106 TLE	PRESCHOOL TEACHER/RR
HOSTETLER	SHANA	104 BETTY KIEFER ELEMENTARY	4TH
HOUY	CAROL	106 TWIN LAKES ELEMENTARY	4TH
HOWARD	SARAH	104 BETTY KIEFER ELEMENTARY	K
HOYT	JANETTE	105 GARWOOD ELEMENTARY	1ST
HUTSON	LINDSAY	201 LAKELAND JUNIOR HIGH	MUSIC
JACOBSEN	JENS	301 LAKELAND SENIOR HIGH	ELA
JARSTAD	CHRIS	401 TIMBERLAKE SR HIGH	SPANISH

JENSON	JENNIFER	401 TIMBERLAKE SR HIGH	ELA
JIMERSON	ASHLEY	104 BETTY KIEFER ELEMENTARY	4TH GRADE
JOHNSON	CURRAN	401 TIMBERLAKE SR HIGH	CWP
JOHNSON	KATHY	104 BETTY KIEFER ELEMENTARY	SWD
JOHNSON	LINDSEY	401 TIMBERLAKE SR HIGH	ART
JOHNSON	MOLLY	105 GARWOOD ELEMENTARY	SWD
JONES	DANIEL	301 LAKELAND SENIOR HIGH	SCIENCE
JONES	DAVID	102 SPIRIT LAKE ELEMENTARY	MUSIC
KEATING	JOHN	301 LAKELAND SENIOR HIGH	GOVERNMENT
KIEFER	AMANDA	101 JOHN BROWN ELEMENTARY	1ST
KIEFER	TIM	301 LAKELAND SENIOR HIGH	PE
KIMBALL	KIMBERLEE	101 JOHN BROWN ELEMENTARY	5TH

KIMBERLING	DEBRA	301 LAKELAND SENIOR HIGH	MATH
KINZER	JULIE	106 TWIN LAKES ELEMENTARY	3RD
KIRBY	KATRINA	101 JOHN BROWN ELEMENTARY	SPED
KIRK	CHANTELLE	104 BETTY KIEFER ELEMENTARY	2ND
KISTLER	AMANDA	401 TIMBERLAKE SR HIGH	MATH/ART
KLUSS	BRIAN	401 TIMBERLAKE SR HIGH/DO	MATH/INST. COACH
KNIGGE	CAMERON	401 TIMBERLAKE SR HIGH	SCIENCE
KNOLL	ALLISON	301 LAKELAND SENIOR HIGH	DRAMA
KOCH	TONA	106 TWIN LAKES ELEMENTARY	TITLE
KREYSSLER	JESSICA	102 SPIRIT LAKE ELEMENTARY	1ST
KRIDLER	PATRICIA	401 TIMBERLAKE SR HIGH	MATH
LANGE	DEANA	301 LAKELAND SENIOR HIGH	SWD

LAWLER	SHAWN	202 TIMBERLAKE JR HIGH	PE
LAWLER	STACIE	202 TIMBERLAKE JR HIGH	PE
LAWRIE	KRISTI	105 GARWOOD ELEMENTARY	1ST
LEACH	AMANDA	103 ATHOL ELEMENTARY	K
LITTLE	SUSAN	201 LAKELAND JUNIOR HIGH	SCIENCE
LITTLE	THOMAS	202 TIMBERLAKE JR HIGH	SCIENCE
MACMILLAN	JENNIFER	201 LAKELAND JUNIOR HIGH	SWS 7TH/8TH
MADDY	MARIO	301 LAKELAND SENIOR HIGH	SCIENCE
MALONEY	KAYLA	101 JOHN BROWN ELEMENTARY	1ST
MARSH	JENNIFER	101 JOHN BROWN ELEMENTARY	SECOND/THIRD COMBO
MARVEL	MICHELLE	202 TIMBERLAKE JUNIOR HIGH	EARTH SCIENCE
MASON	NANCY	102 SPIRIT LAKE ELEMENTARY	3RD

MATLOCK	ANN	102 SPIRIT LAKE ELEMENTARY	6TH
MATTILA	SHANNON	301 LAKELAND SENIOR HIGH	MATH
McBRIDE	KATHRYNE	301 LAKELAND SENIOR HIGH	SPANISH
MCDEVITT	JERI	106 TWIN LAKES ELEMENTARY	2ND
MENTI	MICHAEL	202 TIMBERLAKE JR HIGH	SCIENCE
MENTI	TERRI	106 TWIN LAKES ELEMENTARY	1ST
MILES	TRISHA	105 GARWOOD ELEMENTARY	SWD
MILES	WILLIAM	105 GARWOOD ELEMENTARY	6TH
MILKS	ANGELA	201 LAKELAND JUNIOR HIGH	SWD
MILLER	MATTHEW	104 BETTY KIEFER ELEMENTARY	PE
MILLER	MOLLY	401 TIMBERLAKE SR HIGH	FCS
MOE	LLOYD	103 ATHOL ELEMENTARY	6TH

MOFFETT	SUSANNE	201 LAKELAND JUNIOR HIGH	SCIENCE
MONDOUX-STEWART	FONDA	101 JOHN BROWN ELEMENTARY	4TH
MOORE	KARYE	202 TIMBERLAKE JR HIGH	ELA
MORRISON	JIMMY	105 GARWOOD ELEMENTARY	MUSIC
MUNYER	BERENICE	201 LAKELAND JUNIOR HIGH	Spanish/Keyboarding
MUNYER	JACOB	201 LAKELAND JUNIOR HIGH	SWD
MURPHY	KERI	103 ATHOL ELEMENTARY	ED ASST
NEEDS	NORMA	104 BETTY KIEFER ELEMENTARY	ED ASST
NEFF	MATTHEW	301 LAKELAND SENIOR HIGH	SOC STUDIES
NELSON	JODI	301 LAKELAND SENIOR HIGH	BUISNESS
NEUBERGER	KEITH	202 TIMBERLAKE JR HIGH	MATH
NOVAK	DENISE	301 LAKELAND SENIOR HIGH	MATH

NOWLAN-WILKERSON	CONNIE	102 SPIRIT LAKE ELEMENTARY	2ND
O'DWYER	BRIDGETTE	104 BETTY KIEFER ELEMENTARY	4TH
OLBERDING	LYNNSIE	201 LAKELAND JUNIOR HIGH	ELA
ONETO	DAVID	401 TIMBERLAKE SR HIGH	SWD
PARROTT	CAROL	104 BETTY KIEFER ELEMENTARY	5TH
PETTIT	COREY	301 LAKELAND SENIOR HIGH	INDUSTRIAL ARTS
POPE	LINDA	103 ATHOL ELEMENTARY	6TH
POTE	SHEILA	DISTRICT OFFICE	
PRICE	SHYNNIE	104 BETTY KIEFER ELEMENTARY	TITLE
RANNEY	ROBERT	401 TIMBERLAKE SR HIGH	ELA/JOURNALIS M
RHEAD	ALISA	103 ATHOL ELEMENTARY	SWD
RHODES	KELLIE	401 TIMBERLAKE SR HIGH	SCIENCE
RICHMAN	LINDA	102 SPIRIT LAKE ELEMENTARY	SWD

RIDER	SHANNON	202 TIMBERLAKE JR HIGH	FCS/STEM
RIDER	WILLIAM	202 TIMBERLAKE JR HIGH	SOCIAL STUDIES
ROGERS	ASHLEY	102 SPIRIT LAKE ELEMENTARY	K
ROSS	MARY	201 LAKELAND JUNIOR HIGH	ART/MATH
ROTZ	ANN	105 GARWOOD ELEMENTARY	2ND
ROTZ	DOUGLAS	103 ATHOL ELEMENTARY	2ND
RYAN	WILLIAM	301 LAKELAND SENIOR HIGH	MATH
SANBORN	KERINSA	102 SPIRIT LAKE ELEMENTARY	2ND
SANDAHL	CHRISTINE	401 TIMBERLAKE SR HIGH	SCIENCE
SAPP	ASHLEY	103 ATHOL ELEMENTARY	1ST
SARHA SAYERS	EMILY DENISE	301 LAKELAND SENIOR HIGH 201 LJH	SCIENCE/MATH SPED
SCHILLING	SHERENE	301 LAKELAND SENIOR HIGH	ELA

SCHWALBACH	JOSEPH	105 GARWOOD ELEMENTARY	5TH
SCHWALBACH	KIRSTEN	102 SPIRIT LAKE ELEMENTARY	5TH
SCOTT	DANIELLE	103 ATHOL ELEMENTARY	4TH
SESCILLA	MARK	301 LAKELAND SENIOR HIGH	MUSIC
SEYMOUR	STEVEN	301 LAKELAND SENIOR HIGH	ELA
SHELTON	CASSANDRA	101 JOHN BROWN ELEMENTARY	3RD
SHEPPARD	AMY	301 LAKELAND SENIOR HIGH	SWD
SHOVALD	TERRI	106 TWIN LAKES ELEMENTARY	4TH
SIEGFORD	TED	101 JOHN BROWN ELEMENTARY	5TH
SIMPSON	JAMES	401 TIMBERLAKE SR HIGH	GOVERNMENT
SMITH	ERIN	106 TWIN LAKES ELEMENTARY	1ST
SOUTH	ALYANA	104 BETTY KIEFER ELEMENTARY	K

SPADE	NARA	104 BETTY KIEFER ELEMENTARY	SWD
SPURWAY	LAURA	201 LAKELAND JUNIOR HIGH	GIFTED/TALENTE D
STANFORD STANFORD	MICHELLE SHAWN	DISTRICT OFFICE 104 BKE	INST C (.5) /TIC (.5) 6TH GRADE
STERLING	KENDAL	103 ATHOL ELEMENTARY	K
TEEL	SARA	301 LAKELAND SENIOR HIGH	3RD
THORNTON-SMITH	RACHEL	102 SPIRIT LAKE ELEMENTARY	1ST
THORP	MICHELLE	104 BETTY KIEFER ELEMENTARY	3RD
TOBIN	ELAINE	102 SPIRIT LAKE ELEMENTARY	1ST
UNDERHILL	EDWARD	301 LAKELAND SENIOR HIGH	ELA
VANBUSKIRK	CHARMAINE	101 JOHN BROWN ELEMENTARY	6TH
VANEK	SUSAN	101 JOHN BROWN ELEMENTARY	TITLE
VAZQUEZ-SCHNEPF	ANA	101 JOHN BROWN ELEMENTARY	ED ASST
VON TILL	STEPHEN	105 GARWOOD ELEMENTARY	4TH

VOSE	LINDA	106 TWIN LAKES ELEMENTARY	K
WADE	D. LYNNETTE	202 TIMBERLAKE JR HIGH	MATH
WALKER	SUSAN	103 ATHOL ELEMENTARY	4TH
WALLING	SANDRA	202 TIMBERLAKE JR HIGH	ELA
WALTER	LYNDA	301 LAKELAND SENIOR HIGH	SCIENCE
WALTON	CATEY	401 TIMBERLAKE SR HIGH	SWD
WATKINS	DEANNA	106 TWIN LAKES ELEMENTARY	5TH
WAY	JORDAN	105 GARWOOD ELEMENTARY	5TH
WELLS	COLLEEN	401 TIMBERLAKE SR HIGH	ELA
WELTER	KARLA	104 BETTY KIEFER ELEMENTARY	5TH
WHALEY	JENNIFER	401 TIMBERLAKE SR HIGH	.5 SOC/.5 ELA
WHITESITT	LAURA	401 TIMBERLAKE SR HIGH	SCIENCE

WILLIAMS	KACY	105 GARWOOD ELEMENTARY	6TH
WILLIAMS	LINDA	491 MT VIEW ALTERNATIVE SCHOOL	PE/SCIENCE
WILLIAMSON	JACOB	104 BETTY KIEFER ELEMENTARY	3RD
WITTENBROCK WUEST	TINA HOLLY	105 GARWOOD ELEMENTARY 102 SLE	K ED ASST
YDE	ROBERTA	103 ATHOL ELEMENTARY	SWD
YOUNG YOUNGDELL	TIFANI TEIRA	301 LAKELAND SENIOR HIGH LHS	LIBRARY FCS
ZIMMERMAN 2017 HIRES	PHILLIP	401 TIMBERLAKE SR HIGH	SOCIAL STUDIES
<hr/>			
RORABACK	JESSIE	105 GARWOOD ELEMENTARY	K
WINDISCH	SARAH	103 ATHOL ELEMENTARY	MUSIC
CARLSON	JESSICA	106 TWIN LAKES ELEMENTARY	K
SULLIVAN	AMY	105 GARWOOD ELEMENTARY	4/5 COMBO

KEINERT	KATE	105 GARWOOD ELEMENTARY	ED ASST
DANIELS	KASSANDRA	104 BETTY KIEFER ELEMENTARY	1ST
TUCKER	ANN- JEANETTE	104 BETTY KIEFER ELEMENTARY	2ND GRADE
KALBERG	KIM	104 BETTY KIEFER ELEMENTARY	6TH
KRAACK	ANTHONY	401 TIMBERLAKE SR HIGH	ELA
KLEMM	SERAH	401 TIMBERLAKE SR HIGH	MATH (.5)
STILL	COREY	201 LAKELAND JUNIOR HIGH	MATH
PINE	VERNON	201 LAKELAND JUNIOR HIGH	PE/ELECT

Last Name	First Name	Building	Position
ASHER	JOHN	101	Principal
CRONNELLY	TIMOTHY	301	Athletic Director/Assistant Principal
ENGLISH	MONIQUE	105	Principal
DERRICK	TRENT	301	Principal
EBERLIN	RYNE	401	Assistant Principal
HOFFMAN	JAMES	301	Assistant Principal
HOFFMAN	KURT	401	Principal
JOHNSON	BRANDI	201	Principal
MCDOUGALL	CHRISTIAN	202	Principal
MEYER	BECKY	641	Superintendent
MITCHELL	KRISTINE	102	Principal
MORRISON	PATRICIA	106	Principal
MORRISON	SUSAN	641	Director of Special Services
PASLAY	MARILYN	104	Principal
SEXTON	LISA	641	Assistant Superintendent
BERTSCH	HARRISON	201	Assistant Principal
THOMAS	KATHRYN	103	Principal
UZZI	PAUL	491	Principal

RENEWAL AGREEMENT NUMBER THREE

This RENEWAL AGREEMENT NUMBER THREE, dated April 25, 2017, is between Compass Group USA, Inc., by and through its Chartwells Division ("Chartwells"), and the Lakeland Joint School District #272 (the "School Food Authority" or "SFA") (individually, the "Party" and collectively, the "Parties")

WITNESSETH:

WHEREAS, the Lakeland Joint School District #272 and Chartwells are parties to a certain agreement, dated July 1, 2014, as amended by that certain Renewal Agreement Number One dated March 31, 2015 and Renewal Agreement Number Two dated April 21, 2016, (collectively, the "Agreement"), pursuant to which Chartwells manages the Client's food service operation and facilities; and

NOW, THEREFORE, in consideration of the promises herein contained and for other good and valuable consideration, the Parties hereto agree as follows:

1. Section 2.1 is deleted and replaced by the following:

"2.1 Commencement and Term. The term of this Agreement shall be for one (1) year beginning on July 1, 2017 and continuing until June 30, 2018 ("Term") unless terminated by either Party as hereinafter provided. The Parties may by mutual agreement renew this Agreement for up to one (1) successive one (1) year renewal period. 7 CFR 210.16."

2. Section 10.4 is amended by deleting "\$3.07 (free rate) + \$.2475 (commodity rate) = \$3.3175." at the end of the third sentence and replacing with "\$3.16 (free rate) + \$0.23(commodity rate) = 3.39."

3. Section 10.5 is deleted in it's entirely and replaced with the following:

"10.5 Conditional Guarantee. Chartwells guarantees that the bottom line of the operational financial report for the 2017-2018 school year will be at break-even (\$0.00) or result in no subsidy to the bottom line of the SFA. In the event that the costs of operating the Food Service Program exceed total revenues (from all sources), Chartwells will be responsible for any losses (shortfalls) incurred but in no event shall the reimbursement obligation exceed the amount of Chartwells' Management Fee. The Guaranteed Break-even is based on the following conditions and assumptions remaining in effect for the school year:

(a) Reimbursement rates for NSLP and SBP meals will not be less than the rates estimated in Chartwells' budget and reimbursement revenue will not be less than that estimated in Chartwells' budget.

(b) The value of government-donated commodities and/or cash in lieu thereof will not be less than the value of government-donated commodities and/or cash in lieu thereof estimated in Chartwells' budget.

(c) The number of days meals are served during the school year will not be less than:

Breakfast: Elementary – 169; Secondary 170

Lunch: Elementary -169; Secondary 170

Supper - 170

Summer Feeding – 38

(d) The number of serving periods, locations, serving times and types of Service will not change materially.

(e) The student enrollment for the Term of the Agreement will not be less than 4,386 students.

(f) The level of wages, salaries and fringe benefits will not exceed those included in Chartwells' budget.

(g) Certain variable SFA expenses must be identified and capped so as not to exceed current rates.

(h) The actual costs charged to the Food Service budget by the SFA shall not exceed the projected operating expenses as set forth in Chartwells' budget.

(i) The selling prices of Menu Pattern Meals and a la carte selections will not be less than those included in the budget per the SFA.

(j) Service will not be interrupted as a result of fire, work stoppage, strike or school closing.

(k) The SFA and its representatives including but not limited to, school principals, teachers and SFA employees shall fully cooperate with Chartwells in the implementation of the Food Service Program. The SFA shall fully cooperate with Chartwells to limit the expansion of competitive food sales in order to maximize the gross receipts and other non-cash sales of the Food Service Program.

(l) The SFA shall have submitted all applications for reimbursement for free and reduced price meals, except where such failure is due to an act or omission of Chartwells.

(m) There are no bad debts including losses from uncollectible accounts.


In the event the foregoing conditions are not met during the 2017-2018 school year, the guaranteed obligation shall be reduced by an amount equivalent to any increased cost or loss of revenue attributable to the change in such conditions.”


4. All other terms and conditions contained in the Agreement shall remain unchanged and in full force and effect.
5. Confirmation and Integration. Except as expressly amended by this Amendment, the parties hereby confirm and ratify the Agreement in its entirety. The Agreement, as amended hereby, constitutes the entire agreement between the parties and their predecessors pertaining to the subject matter of the Agreement, as so amended, and supersedes all prior and contemporaneous agreements and understandings of the parties and their predecessors in connection therewith.
6. Counterparts. This Amendment may be executed in any number of counterparts, each of which shall constitute an original and all of which together shall constitute but one and the same original document.
7. Headings. The section headings herein are for convenience only and do not define, limit or construe the contents of such sections.

IN WITNESS WHEREOF, the parties hereto have caused this Amendment to be signed by their duly authorized officers, all done the day and year first above written.

Lakeland Joint School District #272

Compass Group USA, Inc.,
by and through its Chartwells Division

By: 
 Name: Dr. Becky Meyer
 Its: Superintendent
 Date: 4/26/2017

By: 
 Name Rhonna Cass
 Its: CEO, Chartwells K-12
 Date: 4/25/17

U. S. DEPARTMENT OF AGRICULTURE

***Certification Regarding Debarment, Suspension, Ineligibility
and Voluntary Exclusion - Lower Tier Covered Transactions***

This certification is required by the regulations implementing Executive Orders 12549 and 12689, Debarment and Suspension, 7 CFR Part 3017 Subpart C Responsibilities of Participants Regarding Transactions. The regulations were published a Part IV of the January 30, 1989, Federal Register (pages 4722-4733), and Part II of the November 26, 2003 Federal Register (pages 66533-66646). Copies of the regulations may be obtained by contacting the Department of Agriculture agency with which this transaction originated.

The prospective lower tier participant certifies, by submission of this Certification, that:

1. Neither it nor its principals are presently debarred, suspended, proposed for debarment, declared ineligible, or voluntarily excluded from participation in this transaction by any Federal department or agency;
2. Where the prospective lower tier participant is unable to certify to any of the statements in this certification, such prospective participant shall attach an explanation to this proposal.

Compass Group USA, Inc., by and through its Chartwells Division

Organization Name

PR/Award Number or Project Name

Rhonna Cass, CEO, Chartwells K-12

Name and Title of Authorized Representative

Signature



4/25/17
Date

CERTIFICATE OF INDEPENDENT PRICE DETERMINATION

Both the school food authority (FSA) and Food Service Management Company (offeror) shall execute this Certificate of Independent Price Determination.

Compass Group USA, Inc., by and
through its Chartwells Division
Name of Food Service Management Company


Lakeland Joint School District #272
Name of Food School Authority

A. By submission of this offer, the offeror certifies and in the case of a joint offer, each party thereto certifies as to its own organization, that in connection with this procurement:

- 1) The prices in this offer have been arrived at independently, without consultation, communication, agreement, for the purpose of restricting competition, as to any matter relating to such prices with any other offeror or with any competitor;
- 2) Unless otherwise required by law, the prices which have been quoted in this offer have not been knowingly disclosed by the offeror and will not knowingly be disclosed by the offeror prior to opening in the case of an advertised procurement, or prior to award in the case of negotiated procurement, directly or indirectly to any other offeror or to any competitor;
- 3) No attempt has been made or will be made by the offeror to induce any person or firm to submit or not to submit, an offer for the purpose of restricting competition.

B. Each person signing this offer certifies that:

- 1) He or she is the person in the offeror's organization responsible within that organization for the decision as to the prices being offered herein and that he or she has not participated, and will not participate, in any action contrary to (A)(1) through (A)(3) above; or
- 2) He or she is not the person in the offeror's organization responsible within that organization for the decision as to the prices being offered herein, but that he or she has been authorized in writing to act as agent for the persons responsible for such decision in certifying that such persons have not participated and will not participate, in any action contrary to (A)(1) through (A)(3) above, and as their agent does hereby so certify; and he or she has not participated, and will not participate, in any action contrary to (A)(1) through (A)(3) above.


Signature of Vendor's Authorized Representative

4/25/17 Rhonna Cass, CEO, Chartwells K-12
Date Title

In accepting this offer, the sponsor certifies that the sponsor's officers, employees or agents have not taken any action that may have jeopardized the independence of the offer referred to above.

Lakeland JSD #272
Name of School Food Authority


Signature of Authorized Representative

Superintendent 4/26/2017
Title Date

Note: Accepting a bidder's offer does not constitute award of the contract.

CERTIFICATION REGARDING LOBBYING

Applicable to Grants, Subgrants, Cooperative Agreements, and Contracts Exceeding \$100,000 in Federal Funds.

Submission of this certification is a prerequisite for making or entering into this transaction and is imposed by section 1352, Title 31, U.S. Code. This certification is a material representation of fact upon which reliance was placed when this transaction was made or entered into. Any person who fails to file the required certification shall be subject to a civil penalty of not less than \$10,000 and not more than \$100,000 for each such failure.

The undersigned certifies, to the best of his or her knowledge and belief, that:

(1) No Federal appropriated funds have been paid or will be paid by or on behalf of the undersigned, to any person for influencing or attempting to influence an officer or employee of any agency, a Member of Congress, an officer or employee of Congress, or an employee of a Member of Congress in connection with the awarding of a Federal contract, the making of a Federal grant, the making of a Federal loan, the entering into a cooperative agreement, and the extension, continuation, renewal, amendment, or modification of a Federal contract, grant, loan, or cooperative agreement.


(2) If any funds other than Federal appropriated funds have been paid or will be paid to any person for influencing or attempting to influence an officer or employee of any agency, a Member of Congress, an officer or employee of Congress, or an employee of a Member of Congress in connection with this Federal grant or cooperative agreement, the undersigned shall complete and submit Standard Form-LLL, "Disclosure Form to Report Lobbying", in accordance with its instructions.

(3) The undersigned shall require that the language of this certification be included in the award documents for all covered subawards exceeding \$100,000 in Federal funds at all appropriate tiers and that all subrecipients shall certify and disclose accordingly.

Compass Group USA, Inc., by and through
its Chartwells Division _____

2 International Drive, Rye Brook, NY 10573
Name/Address of Organization

Rhonna Cass, CEO, Chartwells K-12
Name/Title of Submitting Official


Signature

4/25/17
Date

NOT APPLICABLE

DISCLOSURE OF LOBBYING ACTIVITIES

Complete this form to disclose lobbying activities pursuant to 31 U.S.C. 1352
(See reverse for public burden disclosure)

1. Type of Federal Action: _____ a. contract b. grant c. cooperative agreement d. loan e. loan guarantee f. loan insurance	2. Status of Federal Action: _____ a. bid/offer/application b. initial award c. post-award	3. Report Type: _____ a. initial filing b. material change For Material Change Only: Year _____ Quarter _____ Date of Last Report _____
4. Name and Address of Reporting Entity: _____ Prime _____ Subawardee _____ Tier, if known: Congressional District, if known:	5. If Reporting Entity in No. 4 is Subawardee, Enter Name and Address of Prime: Congressional District, if known:	
6. Federal Department/Agency:	7. Federal Program Name/Description: CFDA Number, if applicable: _____	
8. Federal Action Number, if known:	9. Award Amount, if known: \$ _____	
10a. Name and Address of Lobbying Entity: (if individual, last name, first name, middle) (Attach Continuation Sheet(s))	10b. Individuals Performing Services (including address if different from No. 10,a.) (last name, first name, middle) SF-LLL-A, if necessary	
11. Amount of Payment (check all that apply): \$ _____ ___ Actual ___ Planned	12. Form of Payment (check all that apply): ___ a. cash ___ b. in-kind; specify: Nature _____ Actual _____	
13. Type of payment (check all that apply): ___ a. retainer ___ b. one-time fee ___ c. commission ___ d. contingent fee ___ e. deferred ___ f. other; specify: _____	14. Brief Description of Services Performed or to be Performed and Date(s) of Service, including officer(s), employee(s), or member(s) contracted for Payment indicated in Item 11: (Attach Continuation Sheet(s) SF-LLL-A, if necessary)	
15. Are Continuation Sheet(s) SF-LLL-A Attached:	Yes _____ (Number _____)	No <u>X</u> _____
16. Information requested through this form is authorized by Title 31 U.S.C. section 1352. This disclosure of lobbying activities is a material representation of fact upon which reliance was placed by the tier above when this transaction was made or entered into. This disclosure is required pursuant to 31 U.S.C. 1352. This information will be reported to the Congress semi-annually and will be available for public inspection. Any person who fails to file the required disclosure shall be subject to a civil penalty of not less than \$10,000 and not more than \$100,000 for each such failure.	Signature: _____ Print Name: Rhonna Cass Title: CEO, Chartwells K-12 Telephone: 914-935-5300 Date: 4/25/17	
	Federal Use Only:	Authorized for Local Reproduction Standard Form -- LLL

Alternate Authorizations

- Jared Forsythe
- Taylor Graves

Team Schedule

8/13/2017 to 3/11/2018



Timberlake High School
 5303 HWY 54, P.O. Box 909
 Spirit Lake, ID 83869
 Jim Simpson
 208-623-6303

Cross Country

Boys-Girls Varsity

			Place	Time
Saturday	08/19/17	Bonnerr's Ferry YEA Jamboree	Away	9:30 AM
Saturday	08/26/17	Libby Invitational	Away	11:00 AM
Thursday	08/31/17	Post Falls River Run	Away	TBA
Saturday	09/09/17	Timberlake Farragut Invitational	Home	TBA
Saturday	09/16/17	Coeur d' Alene Invitational @ Hayden Canyon	Away	10:00 AM
Saturday	09/23/17	Bob Friman Invitational (Eagle Island)	Away	9:00 AM
Saturday	09/30/17	William Johnson Sandpoint Invitational	Away	11:00 AM
Saturday	10/07/17	Inland Empire Challenge @ Lewiston Orchards	Away	11:00 AM
Thursday	10/19/17	3A. District 1 Championship	Away	TBA
Saturday	10/28/17	State Championship @ Eagle Island	Away	TBA

Football

Boys Varsity

			Place	Time
Saturday	08/19/17	Jamboree @ THS	Home	6:00 PM
Saturday	08/26/17	Frenchtown High School	Home	2:00 PM
Friday	09/01/17	Freeman High School	Away	7:00 PM
Friday	09/08/17	Moscow High School	Home	7:00 PM
Friday	09/22/17	St. Maries High School	Home	7:00 PM
Friday	09/29/17	Lakeland High School	Away	7:00 PM
Friday	10/06/17	Kellogg High School	Home	7:00 PM
Friday	10/13/17	Bonnerr's Ferry High School	Away	7:00 PM
Friday	10/20/17	Priest River High School	Home	7:00 PM

Boys JV

			Place	Time
Saturday	08/26/17	Frenchtown High School	Home	12:00 AM
Friday	09/01/17	Freeman High School	Away	4:00 PM
Thursday	09/07/17	Moscow High School	Away	5:00 PM
Thursday	09/21/17	St. Maries High School	Away	6:00 PM
Thursday	09/28/17	Lakeland High School	Home	6:00 PM
Thursday	10/05/17	Kellogg High School	Away	6:00 PM
Thursday	10/12/17	Bonnerr's Ferry High School	Home	6:00 PM
Thursday	10/19/17	Priest River High School	Away	6:00 PM

Boys Freshman

			Place	Time
Wednesday	09/06/17	Deer Park High School	Home	5:00 PM

Superintendent
 Dr. Becky Meyer

Principal
 Kurt Hoffman

Vice Principal
 Brandi Johnson

Athletic Director
 Jim Simpson

Team Schedule

8/13/2017 to 3/11/2018



Timberlake High School
 5303 HWY 54, P.O. Box 909
 Spirit Lake, ID 83869
 Jim Simpson
 208-623-6303

Football

Boys Freshman

			Place	Time
Wednesday	09/13/17	Lewiston Senior High School	Away	4:00 PM
Thursday	09/21/17	Clarkston High School	Home	5:00 PM
Thursday	09/28/17	Lakeland High School	Away	5:00 PM

Soccer

Boys Varsity

			Place	Time
Saturday	08/19/17	St. Maries High School	Away	3:00 PM
Tuesday	08/22/17	Moscow High School	Away	4:30 PM
Thursday	08/24/17	Orofino High School	Away	12:00 PM
Tuesday	08/29/17	Lakeland High School	Home	4:00 PM
Thursday	08/31/17	Immaculate Conception Academy	Away	4:30 PM
Saturday	09/02/17	Grangeville High School	Home	2:00 PM
Tuesday	09/05/17	Priest River High School	Away	6:00 PM
Thursday	09/07/17	Bonnors Ferry High School	Home	7:00 PM
Tuesday	09/12/17	Lakeland High School	Away	4:00 PM
Thursday	09/14/17	Orofino High School	Home	4:00 PM
Saturday	09/16/17	Immaculate Conception Academy	Home	10:00 AM
Tuesday	09/19/17	Priest River High School	Home	6:00 PM
Thursday	09/21/17	Bonnors Ferry High School	Away	6:00 PM
Tuesday	09/26/17	St. Maries High School	Home	5:00 PM
Thursday	10/05/17	Moscow High School	Home	4:00 PM
Saturday	10/07/17	Grangeville High School	Away	2:00 PM
Monday	10/09/17	3A Dist. 1 Tournament TBA	Away	TBA
Tuesday	10/10/17	3A Dist. 1 Tournament TBA	Away	TBA
Thursday	10/12/17	3A Dist. 1 Tournament TBA	Away	TBA
Friday	10/13/17	3A Dist. 1 Tournament TBA	Away	TBA
Saturday	10/14/17	OPEN DATE (3A State Play In Game TBA)	Away	TBA
Thursday	10/19/17	3A State Tournament @ Vallivue HS	Away	TBA
Friday	10/20/17	3A State Tournament @ Vallivue HS	Away	TBA
Saturday	10/21/17	3A State Tournament @ Vallivue HS	Away	TBA

Girls Varsity

			Place	Time
Saturday	08/19/17	St. Maries High School	Away	5:00 PM
Tuesday	08/22/17	Coeur d'Alene Charter Aca	Home	4:00 PM
Thursday	08/24/17	Orofino High School	Away	2:00 PM

Superintendent
 Dr. Becky Meyer

Principal
 Kurt Hoffman

Vice Principal
 Brandi Johnson

Athletic Director
 Jim Simpson

Team Schedule

8/13/2017 to 3/11/2018



Timberlake High School
 5303 HWY 54, P.O. Box 909
 Spirit Lake, ID 83869
 Jim Simpson
 208-623-6303

Soccer

Girls Varsity

			Place	Time
Thursday	08/31/17	Kellogg High School	Away	4:00 PM
Saturday	09/02/17	Grangeville High School	Home	12:00 AM
Tuesday	09/05/17	Priest River High School	Away	4:00 PM
Thursday	09/07/17	Bonnors Ferry High School	Home	5:00 PM
Tuesday	09/12/17	Coeur d'Alene Charter Aca	Away	4:00 PM
Thursday	09/14/17	Orofino High School	Home	6:00 PM
Tuesday	09/19/17	Priest River High School	Home	4:00 PM
Thursday	09/21/17	Bonnors Ferry High School	Away	4:00 PM
Tuesday	09/26/17	St. Maries High School	Home	7:00 PM
Saturday	09/30/17	Kellogg High School	Home	10:00 AM
Thursday	10/05/17	Lakeland High School	Away	4:00 PM
Saturday	10/07/17	Grangeville High School	Away	12:00 AM
Monday	10/09/17	3A Dist. 1 Tournament TBA	Away	TBA
Tuesday	10/10/17	3A Dist. 1 Tournament TBA	Away	TBA
Thursday	10/12/17	3A Dist. 1 Tournament TBA	Away	TBA
Friday	10/13/17	3A Dist. 1 Tournament TBA	Away	TBA
Thursday	10/19/17	3A State Tournament @ Vallivue HS	Away	TBA
Friday	10/20/17	3A State Tournament @ Vallivue HS	Away	TBA
Saturday	10/21/17	3A State Tournament @ Vallivue HS	Away	TBA

Wrestling

Boys Varsity

			Place	Time
Tuesday	12/05/17	OPEN DATE	Home	TBA
Thursday	12/07/17	Moscow High School (Moscow/Freeman/Timberlake)	Home	6:00 PM
Saturday	12/09/17	West Valley Duals	Away	9:00 AM
Thursday	12/14/17	East Valley High School	Away	5:00 PM
Friday	12/15/17	Buzz Lucy Tournament	Away	4:00 PM
Saturday	12/16/17	Buzz Lucy Tournament	Away	9:00 AM
Saturday	12/30/17	Freeman Winter Classic	Away	10:00 AM
Thursday	01/04/18	OPEN DATE (Dual in Boise)	Away	5:00 PM
Friday	01/05/18	Rollie Lane Invitational @Nampa	Away	11:00 AM
Saturday	01/06/18	Rollie Lane Invitational @Nampa	Away	9:00 AM
Thursday	01/11/18	Priest River High School (War of the Waters @ Priest River)	Away	6:00 PM
Wednesday	01/17/18	Lakeland High School	Home	6:00 PM

Superintendent
 Dr. Becky Meyer

Principal
 Kurt Hoffman

Vice Principal
 Brandi Johnson

Athletic Director
 Jim Simpson

Team Schedule

8/13/2017 to 3/11/2018



Timberlake High School
 5303 HWY 54, P.O. Box 909
 Spirit Lake, ID 83869
 Jim Simpson
 208-623-6303

Wrestling

Boys Varsity

			Place	Time
Friday	01/19/18	Van Tuinstra Duals	Home	4:00 PM
Saturday	01/20/18	Van Tuinstra Duals	Home	9:00 AM
Thursday	01/25/18	American Falls @ Kellogg	Away	5:00 PM
Friday	01/26/18	North Idaho Rumble CDA HS	Away	3:00 PM
Saturday	01/27/18	North Idaho Rumble CDA HS	Away	9:00 AM
Friday	02/02/18	Bonnors Ferry Invitational	Away	TBA
Saturday	02/03/18	Bonnors Ferry Invitational	Away	TBA
Tuesday	02/06/18	Kellogg High School	Away	6:00 PM
Thursday	02/08/18	Bonnors Ferry High School	Home	6:00 PM
Friday	02/16/18	3A District 1 Wrestling	Away	TBA
Saturday	02/17/18	3A District 1 Wrestling	Away	TBA ¹⁴¹
Friday	02/23/18	3 A State Wrestling Tournament in Pocatello	Away	TBA
Saturday	02/24/18	3 A State Wrestling Tournament in Pocatello	Away	TBA

Boys JV

			Place	Time
Thursday	12/07/17	Moscow/Freeman/Timberlake	Home	6:00 PM
Saturday	12/09/17	George Wilde Invitational: Kellogg	Away	9:00 AM
Thursday	12/14/17	East Valley High School	Away	4:00 PM
Saturday	12/16/17	Lakeland JV Tournament	Away	9:00 AM
Wednesday	01/03/18	Coeur d' Alene JV	Away	4:00 PM
Wednesday	01/10/18	Wallace JV	Away	5:00 PM
Thursday	01/11/18	Priest River High School (War of the Waters @ Priest River)	Home	5:00 PM
Wednesday	01/17/18	Lakeland High School	Home	5:00 PM
Thursday	01/25/18	American Falls @ Kellogg	Away	5:00 PM
Wednesday	01/31/18	Lake City JV Invite	Away	4:00 PM

Boys-Girls JV

			Place	Time
Saturday	12/23/17	Priest River Tournament	Away	9:00 AM

Volleyball

Girls Varsity

			Place	Time
Saturday	08/26/17	Lewiston Invite / Judy Fong Memorial VBall Tournament	Away	9:00 AM

Superintendent
 Dr. Becky Meyer

Principal
 Kurt Hoffman

Vice Principal
 Brandi Johnson

Athletic Director
 Jim Simpson

Team Schedule

8/13/2017 to 3/11/2018



Timberlake High School
 5303 HWY 54, P.O. Box 909
 Spirit Lake, ID 83869
 Jim Simpson
 208-623-6303

Volleyball

Girls Varsity

			Place	Time
Tuesday	09/05/17	Lakeland High School	Away	7:00 PM
Saturday	09/09/17	Freeman Rip a Shot Tournament	Away	TBA
Tuesday	09/12/17	Priest River High School	Home	6:30 PM
Thursday	09/14/17	St. Maries High School	Away	6:30 PM
Tuesday	09/19/17	Kellogg High School	Away	6:30 PM
Thursday	09/21/17	Bonnors Ferry High School	Home	6:30 PM
Tuesday	09/26/17	Coeur d'Alene Charter Aca	Away	6:30 PM
Thursday	09/28/17	Priest River High School	Away	6:30 PM
Friday	09/29/17	L Sheridan Classic	Away	TBA
Saturday	09/30/17	L Sheridan Classic	Away	TBA
Tuesday	10/03/17	St. Maries High School	Home	6:30 PM
Thursday	10/05/17	Kellogg High School	Home	6:30 PM
Tuesday	10/10/17	Bonnors Ferry High School	Away	6:30 PM
Thursday	10/12/17	Coeur d'Alene Charter Aca	Home	6:30 PM
Saturday	10/14/17	Lakeland High School	Home	12:30 PM
Tuesday	10/17/17	3A Dist. 1 Tournament TBA	Away	TBA
Thursday	10/19/17	3A Dist. 1 Tournament TBA	Away	TBA
Friday	10/20/17	3A Dist. 1 Tournament TBA	Away	TBA
Friday	10/27/17	3A State Volleyball Tournament @ CdA HS	Away	TBA
Saturday	10/28/17	3A State Volleyball Tournament @ CdA HS	Away	TBA

Girls JV

			Place	Time
Tuesday	09/05/17	Lakeland High School	Away	5:30 PM
Tuesday	09/12/17	Priest River High School	Home	5:00PM
Thursday	09/14/17	St. Maries High School	Away	5:00PM
Tuesday	09/19/17	Kellogg High School	Away	5:00PM
Thursday	09/21/17	Bonnors Ferry High School	Home	5:00PM
Saturday	09/23/17	Kellogg JV Volleyball Tournament	Away	9:00 AM
Tuesday	09/26/17	Coeur d'Alene Charter Aca	Away	5:00PM
Thursday	09/28/17	Priest River High School	Away	5:00PM
Tuesday	10/03/17	St. Maries High School	Home	5:00PM
Thursday	10/05/17	Kellogg High School	Home	5:00PM
Saturday	10/07/17	West Valley Volleyball Classic	Away	8:00 PM
Tuesday	10/10/17	Bonnors Ferry High School	Away	5:00PM
Thursday	10/12/17	Coeur d'Alene Charter Aca	Home	5:00PM

Superintendent

Dr. Becky Meyer

Principal

Kurt Hoffman

Vice Principal

Brandi Johnson

Athletic Director

Jim Simpson

Team Schedule

8/13/2017 to 3/11/2018



Timberlake High School
 5303 HWY 54, P.O. Box 909
 Spirit Lake, ID 83869
 Jim Simpson
 208-623-6303

Volleyball

Girls JV

Saturday	10/14/17	Lakeland High School	Place Home	Time 11:00 AM
-----------------	-----------------	-----------------------------	-------------------	----------------------

Girls C Team

			Place	Time
Tuesday	09/05/17	Lakeland High School	Away	4:00 PM
Tuesday	09/12/17	Priest River High School	Home	5:00PM
Thursday	09/14/17	Post Falls High School	Home	5:00 PM
Tuesday	09/19/17	Kellogg High School	Away	5:00PM
Thursday	09/21/17	Bonnors Ferry High School	Home	5:00PM
Tuesday	09/26/17	Coeur d'Alene Charter Aca	Away	5:00PM
Wednesday	09/27/17	Post Falls High School	Away	5:00 PM
Thursday	09/28/17	Priest River High School	Away	5:00PM
Thursday	10/05/17	Kellogg High School	Home	5:00PM
Saturday	10/07/17	West Valley Volleyball Classic	Away	8:00 PM
Tuesday	10/10/17	Bonnors Ferry High School	Away	5:00PM
Thursday	10/12/17	Coeur d'Alene Charter Aca	Home	5:00PM
Saturday	10/14/17	Lakeland High School	Home	11:00 AM

Superintendent
 Dr. Becky Meyer

Principal
 Kurt Hoffman

Vice Principal
 Brandi Johnson

Athletic Director
 Jim Simpson

Team Schedule

8/13/2017 to 3/11/2018



Timberlake High School
 5303 HWY 54, P.O. Box 909
 Spirit Lake, ID 83869
 Jim Simpson
 208-623-6303

Basketball Boys Varsity

			Place	Time
Tuesday	11/28/17	Lewiston Senior High School	Away	7:00 PM
Thursday	11/30/17	Sandpoint High School	Away	7:00 PM
Saturday	12/02/17	Moscow High School	Away	TBA
Wednesday	12/06/17	St. Maries High School	Home	7:00 PM
Tuesday	12/12/17	Lapwai High School	Home	7:00 PM
Saturday	12/16/17	East Valley High School	Home	6:00 PM
Thursday	12/21/17	Priest River High School	Home	7:00 PM
Friday	12/22/17	Sandpoint High School	Home	7:00 PM
Thursday	12/28/17	West Valley High School	Away	TBA
Friday	12/29/17	West Valley High School	Away	TBA
Friday	01/05/18	Kellogg High School	Away	7:30 PM
Saturday	01/13/18	*Priest River High School	Away	7:30 PM
Tuesday	01/16/18	Lakeland High School	Away	7:00 PM
Thursday	01/18/18	Moscow High School	Home	7:00 PM
Thursday	01/25/18	St. Maries High School	Away	7:00 PM
Saturday	01/27/18	Kellogg High School	Home	7:00 PM
Saturday	02/03/18	Lapwai High School	Away	7:00 PM
Tuesday	02/06/18	Bonnors Ferry High School	Away	7:00 PM
Saturday	02/10/18	Lakeland High School	Home	6:00 PM
Thursday	02/15/18	Bonnors Ferry High School	Home	7:00 PM
Tuesday	02/20/18	3A District Boys Basketball	Away	TBA
Thursday	02/22/18	3A District Boys Basketball	Away	TBA
Friday	02/23/18	3A Dist. Basketball 2nd Place Game @ Higher Seed	Away	TBA
Thursday	03/01/18	3 A State Boys Basketball Championships	Away	TBA
Friday	03/02/18	3 A State Boys Basketball Championships	Away	TBA
Saturday	03/03/18	3 A State Boys Basketball Championships	Away	TBA

144

Boys JV

			Place	Time
Tuesday	11/28/17	Lewiston Senior High School	Away	5:30 PM
Thursday	11/30/17	Sandpoint High School	Away	5:30 PM
Saturday	12/02/17	Moscow High School	Away	TBA
Wednesday	12/06/17	St. Maries High School	Home	5:30 PM
Tuesday	12/12/17	Lapwai High School	Home	5:30 PM
Saturday	12/16/17	East Valley High School	Home	3:00 PM

Superintendent
 Dr. Becky Meyer

Principal
 Kurt Hoffman

Vice Principal
 Brandi Johnson

Athletic Director
 Jim Simpson

Team Schedule

8/13/2017 to 3/11/2018



Timberlake High School
 5303 HWY 54, P.O. Box 909
 Spirit Lake, ID 83869
 Jim Simpson
 208-623-6303

Basketball

Boys JV

			Place	Time
Thursday	12/21/17	Priest River High School	Home	4:00 PM
Friday	12/22/17	Sandpoint High School	Home	5:30 PM
Friday	01/05/18	Kellogg High School	Away	4:00 PM
Tuesday	01/16/18	Lakeland High School	Away	5:30 PM
Thursday	01/18/18	Moscow High School	Home	5:30 PM
Thursday	01/25/18	St. Maries High School	Away	5:30 PM
Saturday	01/27/18	Kellogg High School	Home	4:00 PM
Saturday	02/03/18	Lapwai High School	Away	5:30 PM
Tuesday	02/06/18	Bonnerr Ferry High School	Away	5:30 PM
Saturday	02/10/18	Lakeland High School	Home	4:30 PM
Thursday	02/15/18	Bonnerr Ferry High School	Home	5:30 PM
Friday	02/16/18	JV Boys BB Dist. Tournament @ Kellogg	Home	TBA
Saturday	02/17/18	JV Boys BB Dist. Tournament @ Kellogg	Home	TBA

Boys C Team

			Place	Time
Saturday	12/16/17	East Valley High School	Away	TBA

Girls Varsity

			Place	Time
Tuesday	11/14/17	Lakeland High School	Away	7:00 PM
Thursday	11/16/17	Post Falls High School	Home	7:00 PM
Saturday	11/18/17	Lapwai High School	Home	7:00 PM
Tuesday	11/21/17	Lewiston Senior High School	Away	6:30 PM
Thursday	11/30/17	Sandpoint High School	Home	7:00 PM
Saturday	12/02/17	Moscow High School	Away	TBA
Tuesday	12/05/17	Coeur d'Alene High School	Away	7:30 PM
Saturday	12/16/17	East Valley High School	Home	4:30 PM
Tuesday	12/19/17	Lakeland High School	Home	7:00 PM
Thursday	12/21/17	Priest River High School	Home	5:30 PM
Thursday	12/28/17	OPEN DATE (West Valley Tournament vs Cashmere)	Away	TBA
Thursday	01/04/18	Lapwai High School	Away	7:00 PM
Friday	01/05/18	Kellogg High School	Away	6:00 PM
Tuesday	01/09/18	Bonnerr Ferry High School	Home	7:00 PM
Saturday	01/13/18	*Priest River High School	Away	6:00 PM

Superintendent
 Dr. Becky Meyer

Principal
 Kurt Hoffman

Vice Principal
 Brandi Johnson

Athletic Director
 Jim Simpson

Team Schedule

8/13/2017 to 3/11/2018



Timberlake High School
 5303 HWY 54, P.O. Box 909
 Spirit Lake, ID 83869
 Jim Simpson
 208-623-6303

Basketball

Girls Varsity

			Place	Time
Tuesday	01/16/18	Moscow High School	Home	7:00 PM
Saturday	01/20/18	Sandpoint High School	Away	7:00 PM
Thursday	01/25/18	Genesis Preparatory Academy	Home	7:00 PM
Saturday	01/27/18	Kellogg High School	Home	5:30 PM
Tuesday	01/30/18	Bonnors Ferry High School	Away	7:00 PM
Tuesday	02/06/18	3A Dist. Girls Tournament TBA	Away	TBA
Thursday	02/08/18	3A Dist. Girls Tournament TBA	Away	TBA
Friday	02/09/18	3A Dist. Basketball 2nd Place Game @ Higher Seed	Away	TBA
Thursday	02/15/18	3A State Girls Basketball Tournamnet	Away	TBA
Friday	02/16/18	3A State Girls Basketball Tournamnet	Away	TBA 46
Saturday	02/17/18	3A State Girls Basketball Tournamnet	Away	TBA

Girls JV

			Place	Time
Tuesday	11/14/17	Lakeland High School	Away	5:30 PM
Thursday	11/16/17	Post Falls High School	Home	5:30 PM
Saturday	11/18/17	Lapwai High School	Home	5:30 PM
Tuesday	11/21/17	Lewiston Senior High School	Away	5:00 PM
Thursday	11/30/17	Sandpoint High School	Home	5:30 PM
Saturday	12/02/17	Moscow High School	Away	TBA
Tuesday	12/05/17	Coeur d'Alene High School	Away	6:00 PM
Saturday	12/16/17	East Valley High School	Home	1:30 PM
Tuesday	12/19/17	Lakeland High School	Home	5:30 PM
Thursday	12/21/17	Priest River High School	Home	4:00 PM
Thursday	01/04/18	Lapwai High School	Away	5:30 PM
Friday	01/05/18	Kellogg High School	Away	4:00 PM
Tuesday	01/09/18	Bonnors Ferry High School	Home	5:30 PM
Tuesday	01/16/18	Moscow High School	Home	5:30 PM
Saturday	01/20/18	Sandpoint High School	Away	5:30 PM
Thursday	01/25/18	Genesis Preparatory Academy	Home	5:00 PM
Saturday	01/27/18	Kellogg High School	Home	2:30 PM
Tuesday	01/30/18	Bonnors Ferry High School	Away	5:30 PM
Friday	02/02/18	JV Girls BB Dist. Tournament @ Timberlake	Home	TBA
Saturday	02/03/18	JV Girls BB Dist. Tournament @ Timberlake	Home	TBA

Girls C Team

			Place	Time
Saturday	12/16/17	East Valley High School	Away	TBA

Superintendent
 Dr. Becky Meyer

Principal
 Kurt Hoffman
 *=League Event

Vice Principal
 Brandi Johnson

Athletic Director
 Jim Simpson



LAKELAND HIGH SCHOOL

7006 W Highway 53 · P.O Box 69 · Rathdrum, Idaho 83858-0069

Tel: (208) 687-0181 · Fax: (208) 687-1313



May 25, 2017

Lakeland Joint School District 272
Board of Trustees
P.O. Box 39
Rathdrum, Idaho 83858

Board of Trustees,

Lakeland High School Wrestling is requesting board approval to travel and participate in the Sierra Nevada Classic Wrestling Tournament December 28 and 29th 2017 in Reno. The team and coaches would depart December 27th and return December 30.

Costs associated this trip will be the responsibility of the wrestling program and families of the participants.

Thank you for your support.

Tim Cronnelly
Athletic Director
Lakeland High School

Football

Boys Varsity

			Place	Time
Friday	08/25/17	Skyview High School	Away	7:00 PM
Friday	09/01/17	Colville	Home	7:00 PM
Friday	09/08/17	East Valley High School-Spokane	Away	7:00 PM
Friday	09/15/17	Rogers High	Home	7:00 PM
Friday	09/22/17	Post Falls	Away	7:00 PM
Friday	09/29/17	Timberlake	Home	7:00 PM
Friday	10/06/17	*Moscow	Home	7:00 PM
Friday	10/13/17	*Sandpoint	Away	7:00 PM
Friday	10/20/17	Clarkston HS	Away	7:00 PM
Friday	10/27/17	State Play Offs	Home	TBA

Boys JV

			Place	Time
Friday	08/25/17	Skyview High School	Away	4:00 PM
Tuesday	09/05/17	Colville	Away	5:00 PM
Monday	09/11/17	East Valley High School-Spokane	Home	5:00 PM
Monday	09/18/17	Rogers High	Away	4:00 PM
Thursday	09/21/17	Post Falls	Home	6:00 PM
Thursday	09/28/17	Timberlake	Away	6:00 PM
Thursday	10/05/17	Moscow	Away	6:00 PM
Thursday	10/12/17	Sandpoint	Away	6:00 PM
Monday	10/23/17	Clarkston HS	Home	5:00 PM

Boys C

			Place	Time
Tuesday	08/29/17	Post Falls	Home	7:00 PM
Thursday	09/07/17	East Valley High School-Spokane	Home	5:00 PM
Thursday	09/14/17	Rogers High	Home	5:00 PM
Thursday	09/21/17	Post Falls	Away	5:00 PM
Thursday	09/28/17	Timberlake	Home	5:00 PM
Thursday	10/05/17	Deer Park	Home	5:00 PM
Thursday	10/12/17	Sandpoint	Home	5:00 PM
Thursday	10/19/17	Clarkston HS	Away	5:00 PM

Superintendent
 Dr. Becky Meyer

Principal
 Trent Derrick

Vice Principal
 Jimmy Hoffman

Athletic Director
 Tim Cronnelly

Soccer

Boys Varsity

			Place	Time
Saturday	08/19/17	*Post Falls High School	Away	2:30 PM
Tuesday	08/22/17	*Lewiston	Away	4:30 PM
Saturday	08/26/17	*Lake City	Home	12:00 PM
Wednesday	08/30/17	*Coeur d'Alene	Home	4:30 PM
Friday	09/01/17	Stillwater Christian School	Home	1:00 PM
Tuesday	09/05/17	*Sandpoint	Home	6:30 PM
Thursday	09/07/17	*Moscow	Away	4:30 PM
Tuesday	09/12/17	Timberlake	Home	4:00 PM
Thursday	09/14/17	*Post Falls	Home	4:30 PM
Saturday	09/23/17	Lake City	Away	12:00 PM
Tuesday	09/26/17	Immaculate Conception Aca	Away	4:00 PM
Thursday	09/28/17	*Rescheduled from 2017-09-27 Sandpoint	Away	4:30 PM
Saturday	09/30/17	*Lewiston	Home	12:00 PM
Tuesday	10/03/17	*Moscow	Home	4:00 PM

Boys JV

			Place	Time
Saturday	08/19/17	*Post Falls High School	Away	4:30PM
Tuesday	08/22/17	*Lewiston	Away	4:30PM
Saturday	08/26/17	*Lake City	Home	4:30PM
Tuesday	08/29/17	Timberlake	Away	4:00 PM
Wednesday	08/30/17	*Coeur d'Alene	Home	4:30PM
Friday	09/01/17	Stillwater Christian School	Home	11:00 AM
Tuesday	09/05/17	*Sandpoint	Home	4:30PM
Thursday	09/07/17	*Moscow	Away	4:30PM
Saturday	09/09/17	St. Maries	Home	12:00 PM
Thursday	09/14/17	*Post Falls	Home	4:30PM
Thursday	09/21/17	St. Maries	Away	7:00 PM
Saturday	09/23/17	Lake City	Away	4:30PM
Thursday	09/28/17	*Rescheduled from 2017-09-27 Sandpoint	Away	4:30 PM
Saturday	09/30/17	*Lewiston	Home	12:00 PM
Tuesday	10/03/17	*Moscow	Home	4:30PM

Superintendent
 Dr. Becky Meyer

Principal
 Trent Derrick

Vice Principal
 Jimmy Hoffman

Athletic Director
 Tim Cronnelly

Soccer

Girls Varsity

			Place	Time
Saturday	08/19/17	*Post Falls High School	Home	2:30 PM
Tuesday	08/22/17	*Lewiston	Home	4:30 PM
Saturday	08/26/17	*Lake City	Away	12:00 PM
Tuesday	08/29/17	Timberlake	Away	6:00 PM
Tuesday	09/05/17	*Sandpoint	Away	4:30 PM
Thursday	09/07/17	*Moscow	Home	4:30 PM
Thursday	09/14/17	*Post Falls High School	Away	4:30 PM
Saturday	09/16/17	Colville	Away	11:00 AM
Thursday	09/21/17	*Coeur d'Alene	Home	4:30 PM
Saturday	09/23/17	Lake City	Home	12:00 PM
Thursday	09/28/17	*Rescheduled from 2017-09-27 Sandpoint	Home	4:30 PM
Friday	09/29/17	CDA Charter Academy	Away	4:00 PM
Saturday	09/30/17	Cheney	Home	10:00 AM
Tuesday	10/03/17	*Moscow	Away	4:00 PM
Thursday	10/05/17	Timberlake	Home	4:00 PM

Girls JV

			Place	Time
Saturday	08/19/17	*Post Falls High School	Home	4:30PM
Tuesday	08/22/17	*Lewiston	Home	4:30PM
Saturday	08/26/17	*Lake City	Away	4:30PM
Friday	09/01/17	Stillwater Christian School	Home	11:00 AM
Tuesday	09/05/17	*Sandpoint	Away	4:30PM
Thursday	09/07/17	*Moscow	Home	4:30PM
Saturday	09/09/17	St. Maries	Home	12:00 PM
Tuesday	09/12/17	Northwest Christian School-Colbert	Away	4:00 PM
Thursday	09/14/17	*Post Falls High School	Away	4:30PM
Saturday	09/16/17	Colville	Away	11:00 AM
Tuesday	09/19/17	St. Maries	Away	4:00 PM
Thursday	09/21/17	*Coeur d'Alene	Home	4:30PM
Saturday	09/23/17	Lake City	Home	4:30PM
Thursday	09/28/17	*Rescheduled from 2017-09-27 Sandpoint	Home	4:30 PM
Saturday	09/30/17	Cheney	Home	10:00 AM
Tuesday	10/03/17	*Moscow	Away	4:30PM

Superintendent
 Dr. Becky Meyer

Principal
 Trent Derrick

Vice Principal
 Jimmy Hoffman

Athletic Director
 Tim Cronnelly

Team Schedule
Boys-Girls Varsity Cross Country
08/01/2017 to 10/31/2017

Lakeland High School
7006 W Highway 53
Rathdrum, ID 83858-0069

Tim Cronnelly
School Phone: 208-687-0181
Home Phone:
Fax: 208-687-1313
tcronnelly@lakeland272.org

Cross Country
Boys-Girls Varsity

			Place	Time
Thursday	08/31/17	Post Falls Invitational	Away	4:00 PM
Saturday	09/09/17	Timberlake Invitational	Away	10:00 AM
Saturday	09/16/17	Coeur d 'Alene Invitational	Away	10:00 AM
Wednesday	09/20/17	Bob Weisel Moscow Invitational	Away	TBA
Tuesday	09/26/17	Ivan Benson Invitational (Priest River)	Away	TBA
Saturday	09/30/17	Mt. West Invitational	Away	12:00 PM
Saturday	10/07/17	Inland Empire Classic	Away	10:00 AM
Thursday	10/12/17	Ben Castro Invitational (Kellogg)	Away	3:30 AM
Thursday	10/19/17	District Meet @ Farragut	Away	TBA
Saturday	10/28/17	IHSAA State Meet Eagle Island State Park Eagle	Home	TBA

Superintendent
Dr. Becky Meyer

Principal
Trent Derrick

Vice Principal
Jimmy Hoffman

Athletic Director
Tim Cronnelly

Team Schedule
Boys-Girls Varsity Swimming
9/1/2017 to 11/30/2017

Lakeland High School
7006 W Highway 53
Rathdrum, ID 83858-0069

Tim Cronnelly
School Phone: 208-687-0181
Home Phone:
Fax: 208-687-1313
tcronnelly@lakeland272.org

Swimming

Boys-Girls Varsity

			Place	Time
Saturday	09/16/17	Icebreaker Swim Meet	Away	12:00 PM
Saturday	09/23/17	Meet @ Kroc Center (Post Falls Host)	Away	11:30 AM
Wednesday	09/27/17	Sandpoint (LHS-Sandpoint Dual)	Away	4:30 AM
Saturday	10/07/17	Meet at Moscow (U Idaho)	Away	2:00 PM
Saturday	10/21/17	District Meet 2 Kroc Center	Away	2:00 PM
Friday	11/03/17	State - Boise	Away	TBA
Saturday	11/04/17	State - Boise	Away	TBA

Superintendent

Dr. Becky Meyer

Principal

Trent Derrick

Vice Principal

Jimmy Hoffman

Athletic Director

Tim Cronnelly

Lakeland Junior High

15601 N Highway 41 Rathdrum, ID 83858

School Phone: 208-687-0661 Home Phone: Fax: 208-687-1510 harrison.bertsch@lakeland272.org

Superintendent
Dr. Becky Meyer

Principal
Todd Spear

Athletic/Activities Director
Harrison Bertsch

Athletic Director
Harrison Bertsch

7th Volleyball (Girls) 2017-2018

<u>Day</u>	<u>Date</u>	<u>Opponent</u>	<u>Place</u>	<u>Dismiss</u>	<u>Depart</u>	<u>Time</u>
Tuesday	Sep. 19	@ Post Falls Middle School (Lakeland at Post Falls)	Post Falls Middle School	2:20PM	2:30PM	3:30PM
Thursday	Sep. 21	Bonnors Ferry (Lakeland vs Bonnors Ferry)	Lakeland Junior High Gym			3:30PM
Tuesday	Sep. 26	Post Falls Middle School (Lakeland vs Post Falls)	Lakeland Junior High Gym			3:30PM
Thursday	Sep. 28	Kellogg Middle School (Lakeland vs Kellogg)	Lakeland Junior High Gym			4:00PM
Monday	Oct. 02	LJHS Fall Sport Picture Day (Fall Sport Picture Day)	Lakeland Junior High Gym			3:00PM
Tuesday	Oct. 03	Timberlake Junior High School (Lakeland vs Timberlake)	Lakeland Junior High Gym			3:30PM
Thursday	Oct. 05	@ Woodland Middle School (Lakeland at Woodland)	Woodland Middle School	2:20PM	2:30PM	3:30PM
Tuesday	Oct. 10	@ River City Middle School (Lakeland at River City)	River City Middle School	2:20PM	2:30PM	3:30PM
Thursday	Oct. 12	@ Sandpoint Middle School (Lakeland at Sandpoint)	Sandpoint Middle School	2:00PM	2:10PM	3:30PM
Tuesday	Oct. 17	@ Lakes Middle School (Lakeland at Lakes)	Lakes Middle School	2:20PM	2:30PM	3:30PM
Thursday	Oct. 19	@ Canfield Middle School (Lakeland at Canfield)	Canfield Middle School	2:20PM	2:30PM	3:30PM
Saturday	Oct. 21	@ Timberlake Junior High School (Lakeland at Timberlake Tournament)	Timberlake Middle School	TBA	6:45AM	8:00AM

Lakeland Junior High

15601 N Highway 41 Rathdrum, ID 83858

School Phone: 208-687-0661 Home Phone: Fax: 208-687-1510 harrison.bertsch@lakeland272.org

Superintendent
Dr. Becky Meyer

Principal
Todd Spear

Athletic/Activities Director
Harrison Bertsch

Athletic Director
Harrison Bertsch

8th Volleyball (Girls) 2017-2018

<u>Day</u>	<u>Date</u>	<u>Opponent</u>	<u>Place</u>	<u>Dismiss</u>	<u>Depart</u>	<u>Time</u>
Tuesday	Sep. 19	Post Falls Middle School (<i>Lakeland vs Post Falls</i>)	Lakeland Junior High Gym			3:30PM
Thursday	Sep. 21	@ Bonners Ferry (<i>Lakeland at Bonners Ferry</i>)	Bonners Ferry Middle School	2:10PM	2:15PM	4:30PM
Tuesday	Sep. 26	@ Post Falls Middle School (<i>Lakeland at Post Falls</i>)	Post Falls Middle School	2:20PM	2:30PM	3:30PM
Thursday	Sep. 28	@ Kellogg Middle School (<i>Lakeland vs Kellogg</i>)	Kellogg Middle School	2:20PM	2:30PM	4:00PM
Monday	Oct. 02	LJHS Fall Sport Picture Day (<i>Fall Sport Picture Day</i>)	Lakeland Junior High Gym			3:00PM
Tuesday	Oct. 03	@ Timberlake Junior High School (<i>Lakeland at Timberlake</i>)	Timberlake Middle School	2:30PM	2:20PM	3:30PM
Thursday	Oct. 05	Woodland Middle School (<i>Lakeland vs Woodland</i>)	Lakeland Junior High Gym	2:20PM	2:30PM	3:30PM
Tuesday	Oct. 10	River City Middle School (<i>Lakeland vs River City</i>)	Lakeland Junior High Gym			3:30PM
Thursday	Oct. 12	Sandpoint Middle School (<i>Lakeland vs Sandpoint</i>)	Lakeland Junior High Gym			3:30PM
Tuesday	Oct. 17	Lakes Middle School (<i>Lakeland vs Lakes</i>)	Lakeland Junior High Gym			3:30PM
Wednesday	Oct. 18	Canfield Middle School (<i>Lakeland vs Canfield</i>)	Lakeland Junior High Gym			3:30PM
Saturday	Oct. 21	@ Timberlake Junior High School (<i>Lakeland at Timberlake Tournament</i>)	Timberlake Middle School		6:45AM	8:00AM

Lakeland Junior High

15601 N Highway 41 Rathdrum, ID 83858

School Phone: 208-687-0661 Home Phone: Fax: 208-687-1510 tspear@lakeland272.org

Superintendent
Dr. Becky Meyer

Principal
Todd Spear

Athletic/Activities Director
Harrison Bertsch

Athletic Director
Todd Spear

Junior High Cross Country (Coed) 2017-2018

<u>Day</u>	<u>Date</u>	<u>Opponent</u>	<u>Place</u>	<u>Dismiss</u>	<u>Depart</u>	<u>Time</u>
Saturday	Sep. 16	@ Canfield Invite Canfield Middle School Lakeland Junior High Post Falls Middle School	Hayden Canyon		7:15AM	9:00AM
Thursday	Sep. 21	@ Lakes Invite Canfield Middle School Lakeland Junior High Lakes Middle School	Cherry Hill	2:15PM	2:25PM	3:30PM
Wednesday	Sep. 27	Lakeland Jr. High Invite Lakeland Junior High OPEN DATE OPEN DATE	Majestic Park	2:45PM	3:00PM	4:00PM
Monday	Oct. 02	LJHS Fall Sport Picture Day (Fall Sport Picture Day)	Lakeland Junior High Gym			3:00PM
Tuesday	Oct. 03	@ Post Falls Invite Lakeland Junior High Post Falls Middle School Woodland Middle School	Kiwanis Park	2:45PM	2:55PM	4:00PM
Tuesday	Oct. 10	@ Woodland Invite Canfield Middle School Lakeland Junior High Woodland Middle School	Higgins Point	2:10PM	2:20PM	4:00PM
Tuesday	Oct. 17	@ Coeur d'Alene Charter Academy (Cda Charter Invite)	Ramsey Park	2:30PM	2:40PM	4:00PM

Timberlake Junior High
Cross Country Schedule
2017

Day	Date	H/A	School Hosting	Location	Start	Depart TLJH	Depart LLJH
Sat	Sept. 16	Away	Canfield	Hayden Canyon	9:00 AM	7:00 AM	7:15 AM
Thur	Sept. 21	Away	Bonnors Ferry	Naples	4:30 PM	2:15 PM	
Wed	Sept. 27	Home	TLJH	Timberlake Junior High	4:00PM		
Thurs	5-Oct	Away	Priest River	Kiwanis Park	4:00 PM	2:30 PM	2:45 PM
Thur	Oct.12	Away	Kellogg				
Wed	18-Oct	Away	Canfield/Charter	Ramsey Park	4:00PM	2:30 PM	2:45 PM

Coach: Stacie Lawler 215-9844 sklawler@lakeland272.org

Timberlake 7th & 8th Grade Volleyball 2017

Day	Date:	Game Ti	Opponent:	Place:	Depart:
Sat	Sept. 16		Bonnors Jamboree	Bonnors	
Tues	Sept. 19	3:30PM	Sandpoint (7th only)	Home	
Wed	Sept. 20	3:30PM	Priest River	Home	
Thurs	Sept. 28	4:30 PM	Bonnors	Bonnors	2:30
Tues	Oct. 3	3:30 PM	Lakeland	7th @ Lakeland	2:20
		3:30 PM	Lakeland	8th @ Home	
Thurs	Oct. 5	4:00 PM	Kellogg	Kellogg	
Tues	Oct. 10	3:30 PM	Bonnors	Home	
Thurs	Oct. 12	4:00 PM	River City	7th Home/8th RC	
Tues	Oct. 17	3:30 PM	Priest River	Priest River	2:05
Thurs	Oct. 19	4:00 PM	St. Maries	St. Maries	1:40
Sat	Oct. 21	All Day	District Tourney	7th & 8th @ Home	

Coaches - Barb Adams

- Robyn Allen

May 25, 2017

Dr. Becky Meyer
Superintendent
Lakeland Joint School District No. 272
15506 N Washington St.
Rathdrum, ID 83858

Re: Series 2017 Revenue Anticipation Note

Dear Dr. Meyer,

Zions Bank Public Finance is pleased to submit its proposal to purchase Lakeland Joint School District No. 272's proposed Series 2017 Revenue Anticipation Note at the terms listed below.

- a) **Purchasing Entity:** ZB, N.A.
- b) **Par Amount:** \$1,500,000
- c) **Interest Rate:** 2.43% fixed (taxable)
- d) **Security:** Pledge of August 2017 State Support Payment
- e) **Offer Expiration:** Offer valid for 60 days if accepted within 15 days
- f) **Purchaser's Fee:** \$7,500 due at closing
- g) **Other Fees:** None
- h) **Prepayment Provisions:** Prepayable at any time at par plus accrued interest

Thank you for your consideration of our proposal. Please direct all communications to Christian Anderson at (208) 501-7533 or christian.anderson@zionsbancorp.com.

Sincerely,



Christian Anderson
Vice President
Zions Bank Public Finance

Acceptance:

_____ Date: _____
Dr. Becky Meyer



Zions Bank

Disclosure Regarding the Direct Purchase of a Bank Loan, Municipal Lease, or Municipal Security

Identified Transaction: Lakeland JSD No. 272 Series 2017 RAN

For the transaction identified above, Zions Bank including all of its affiliates (the Bank) is not recommending an action to you as the potential issuer. The Bank is not acting as a municipal advisor to you for this issue and does not owe you a fiduciary duty pursuant to Section 15B of the Securities Exchange Act of 1934 with respect to the information and material contained in this communication. The Bank is acting in its own best interests and you may wish to discuss any information or material provided to you by the Bank with any internal or external experts that you deem appropriate before acting on that information.

If the Bank has previously provided any advice to you regarding the transaction or project identified above, the Bank will not be allowed to purchase the transaction.

NOTE PURCHASE CONTRACT

BETWEEN

JOINT SCHOOL DISTRICT NO. 272,
KOOTENAI AND BONNER COUNTIES, STATE OF IDAHO

and

ZB, N.A.
BOISE, IDAHO

DATED JULY __, 2017

Up To: \$1,500,000
REVENUE ANTICIPATION NOTE, SERIES 2017
Dated July __, 2017

July __, 2017

NOTE PURCHASE CONTRACT

Joint School District No. 272, Kootenai and Bonner Counties, State of Idaho
15506 N. Washington Street
Rathdrum, ID 83858

Ladies and Gentlemen:

The undersigned, ZB, N.A. (the “Purchaser”), hereby offers to enter into with the Joint School District No. 272, Kootenai and Bonner Counties, State of Idaho (the “Issuer”), this Note Purchase Contract (the “Agreement”). This Agreement authorizes the Purchaser to purchase the Issuer’s Revenue Anticipation Note, Series 2017, in the principal amount of up to \$1,500,000 as more fully described below.

1. Purchase and Sale. Subject to (i) the satisfaction by the Issuer of the terms and conditions set forth herein, (ii) the conditions precedent set forth herein and in reliance upon the representations herein set forth or incorporated herein, the Purchaser hereby agrees to purchase, upon the terms and conditions set forth in Exhibit A attached hereto, the Revenue Anticipation Note, Series 2017, issued by the Issuer in the aggregate original principal sum of up to \$1,500,000, maturing on or before August 31, 2017 (the “RAN”). The terms of the RAN shall be as described in Exhibit A attached hereto. The form of the RAN is attached hereto as Exhibit B. The RAN shall be issued and secured pursuant to the Resolution of the Issuer adopted on June 12, 2017 (the “Note Resolution”) approving the proposed form of this Agreement, the form of the RAN, and the form of certain related instruments. A copy of the Note Resolution is attached hereto as Exhibit C.

2. Representations of the Issuer.

A. The Issuer represents to and agrees with the Purchaser as follows:

1. The Issuer is organized and existing under the Constitution and laws of the State of Idaho, and the Issuer has full legal right, power, and authority pursuant to the Constitution and laws of the State of Idaho, to sell and deliver the RAN. The RAN proceeds will be utilized to fund operation and maintenance expenses as budgeted for Fiscal Year 2018.

2. To the knowledge of the Issuer, the execution and delivery of this Agreement does not, and the execution and delivery of the RAN, and the adoption of the Note Resolution and compliance with the provisions of each of them, under the circumstances contemplated thereby, will not, in any material respect, conflict with or constitute on the part of the Issuer a breach of or default under any other agreement or instrument to which the Issuer is a party or any existing law, administrative regulation, court order or consent decree to which the Issuer is subject.

3. The Note Resolution, the RAN and this Agreement, when each of them has been executed and delivered by the Issuer, will, assuming due authorization, execution and delivery by all other parties thereto, as applicable, each constitute a valid and binding obligation of the Issuer; provided, however, that the enforceability of such obligations may be subject to bankruptcy, insolvency, reorganization, moratorium or other similar laws affecting creditors' rights heretofore or hereafter enacted to the extent constitutionally applicable, and that their enforcement may also be subject to the exercise of judicial discretion in appropriate cases and to general principles of equity.

4. To the knowledge of the Issuer no litigation is pending or, threatened against or affecting the Issuer and to which the Issuer is a party (i) seeking to restrain or enjoin the issuance or delivery of the RAN or the application of proceeds of the RAN as provided in the Note Resolution or the collection of the revenues and tax charges of the Issuer pledged under the Note Resolution, (ii) in any way contesting or affecting any authority for the issuance of the RAN or the validity of the RAN, the Note Resolution or this Agreement, or (iii) in any way contesting the existence or powers of the Issuer.

5. The Issuer has never non-appropriated or defaulted under any of its payment or performance obligations or covenants, either under any municipal lease, or under any of its bonds, notes, or other obligations of indebtedness for which its revenues or general credit are pledged.

3. Representations of the Purchaser.

A. The Purchaser represents and warrants for the benefit of the Issuer as follows:

1. The Purchaser is authorized to enter into this Agreement and to purchase the RAN.

2. The Purchaser possesses the knowledge and experience with investments of the type represented by the RAN in order to evaluate the merits and risks of purchasing the RAN.

3. The Purchaser will effect a resale of the RAN only to its affiliates or another bank, financial institution or insurance company and only in compliance with all federal and state securities laws and regulations.

4. The Purchaser acknowledges that the RAN has not been registered under the Securities Act and may not be offered or sold within the United States or to, or for the account or benefit of, U.S. persons except in accordance with federal and state securities laws and regulations.

5. The Purchaser agrees that it will give to each person to whom it transfers any interest in the RAN a notice of all restrictions on transfer of the RAN.

B. While it is understood that the RAN is an extension of credit by Purchaser and intended by Purchaser to be booked and held as a loan, to the extent that the RAN is deemed a “security” by any applicable regulatory authority, the Purchaser makes the foregoing representations in reliance on the representations of the Issuer and the opinion of Note Counsel that the RAN would be an exempt security within the meaning of Section 3(a)(2) of the Securities Act of 1933, as amended.

4. Closing; Draw Requests. On July 1, 2017, or such later date as we mutually agree upon (the “Closing”), the Issuer, subject to the terms and conditions herein, will deliver or cause to be delivered to the Purchaser, at the offices of the Purchaser, 800 West Main Street, Suite 700, Boise, Idaho 83702, or other such place as we may mutually agree upon, the RAN in definitive fully registered form, duly executed. In addition, the other documents hereinafter mentioned will be delivered.

The Purchaser will accept such delivery of the RAN, and upon submittal to the Purchaser by the Issuer of draw request(s) in the form attached as Exhibit D hereto (up to the maximum of two (2) draws), shall pay to the account of the Issuer the amount of draws up to the maximum principal of the RAN in federal funds.

5. Conditions Precedent. The Purchaser has entered into this Agreement in reliance upon (i) the representations, warranties and agreements of the Issuer contained herein and in the Note Resolution and (ii) the performance by the Issuer of its obligations hereunder, if any, and under the above-mentioned documents, both as of the date hereof and as of the date of the Closing. The Purchaser’s obligation under this Agreement is and shall be subject to the following further conditions:

A. The representations and warranties of the Issuer contained herein shall be true, complete and correct on the date of acceptance hereof and as of the date of Closing with the same effect as if made on the date of Closing.

B. At the time of the Closing, the Note Resolution shall be in full force and effect, shall be in form and substance acceptable to the Purchaser in all respects, and shall not have been amended, modified or supplemented except as may have been agreed to in writing by the Purchaser; and the Issuer shall have duly adopted or entered into and there shall be in full force and effect, such certificates and agreements, as, in the opinion of Note Counsel and Purchaser, shall be necessary in connection with the transactions contemplated hereby or the documentation of security for the RAN.

C. The Purchaser may terminate this Agreement by notification in writing to the Issuer if at any time subsequent to the date hereof and at or prior to the Closing: (i) there has been a National or international crisis materially affecting, in the Purchaser’s opinion, the market price of RAN; or (ii) a general banking moratorium shall have been declared by the United States, or State of Idaho authorities; or (iii) an event shall occur which in the reasonable judgment of the Purchaser (a) makes untrue or incorrect in any material respect, as of the time of such event, any statement or information contained in credit applications, statements or other information provided by the Issuer or (b) any documentation in connection with the issuance of the RAN shall not

be satisfactory in form and substance to the Purchaser or its counsel; or (iv) the results of any due diligence efforts by the Purchaser with respect to the proposed issuance of the RAN shall not, in the sole discretion of the Purchaser, be satisfactory to the Purchaser; or (v) any suit, proceeding, litigation or other action shall be commenced, or, if commenced prior to the date hereof, shall be continuing or have been adjudicated, which, in any event, in the reasonable judgment of the Purchaser, may affect the delivery of the RAN, or (vi) there has been a material adverse change in the financial condition of the Issuer.

D. At Closing, the Purchaser shall have received the following documents (in each case with such changes as the Purchaser shall approve):

1. The unqualified approving opinion of Hawley Troxell Ennis & Hawley LLP, Note Counsel, dated the date of the Closing, in the form attached hereto as Exhibit E together with any changes acceptable to the Purchaser. All fees of the Note Counsel shall be the responsibility of the Issuer upon Closing.

2. A certificate of the Issuer, dated the date of the Closing, to the effect that (a) the representations, warranties and agreements of the Issuer contained herein and in the Note Resolution are true and correct in all material respects as of the date of the Closing; (b) to the knowledge of the Issuer without independent investigation, no litigation is pending or threatened (1) seeking to restrain or enjoin the issuance or delivery of the RAN or the collection of the revenues and tax receipts specified for repayment of the RAN or other security pledged under the Note Resolution or (2) in any way contesting or affecting any authority for the issuance of the RAN or the validity of the RAN, the Note Resolution or this Agreement, or (3) in any way contesting the existence or powers of the Issuer with respect to the RAN, the Note Resolution or this Agreement, and (c) there are no legal or governmental proceedings or litigation pending or, to the best of our knowledge, threatened or contemplated (or any basis therefor) wherein an unfavorable decision, ruling or finding might adversely affect the transactions contemplated in or the validity of the RAN, the Note Resolution or this Agreement.

3. Such other information and documents as the Purchaser may reasonably request.

If the Issuer shall be unable for any reason to satisfy the conditions of the Purchaser's obligation contained in this Agreement or if the Purchaser's obligation shall be terminated for any reason permitted by this Agreement, this Agreement shall terminate and neither the Purchaser nor the Issuer shall have any further obligations or liability hereunder, except that any respective obligations of the Issuer for payment of Note Counsel costs and expenses incurred prior to termination of the Agreement shall continue in full force and effect.

6. Notices. Any notice or other communication to be given to the Issuer under this Agreement may be given by delivering the same in writing to the Issuer, at 15506 N. Washington Street, Rathdrum, ID, 83858, and any such notice or other communication to be given to the Purchaser may be given by delivering the same in writing to the initial purchaser, ZB, N.A., 1

South Main Street, Suite 1100, Salt Lake City, UT 84133, Attention: Corporate Legal Department.

7. Benefit. This Agreement is made solely for the benefit of the Issuer and the Purchaser (including their successors or assigns), and no other person, partnership, association or corporation shall acquire or have any right hereunder or by virtue hereof.

8. Approval. The approval of the Purchaser when required hereunder or the determination of its satisfaction as to any document referred to herein shall be in writing signed by the undersigned and delivered to the Issuer.

9. Governing Law; Counterpart. This Agreement shall be governed by the laws of the State of Idaho applicable to agreements made and to be performed in the State of Idaho; without regard or effect given to conflict of law rules which would require the application of laws of any other jurisdiction. This Agreement may be executed in several counterparts, each of which shall be regarded as an original and all of which shall constitute one and the same document.

10. Survival. All agreements, covenants and representations and all other statements of the Issuer and the Purchaser and their respective officers set forth in or made pursuant to this Agreement will survive the Closing and the delivery of and payment for the RAN.

11. Severability. If any section, paragraph, clause or provision of this Agreement shall for any reason be held to be invalid or unenforceable, the invalidity or unenforceability of such section, paragraph, clause or provision shall not affect any of the remaining provisions of this Agreement.

12. Remedies. No right or remedy conferred on any party in this Agreement is intended to be exclusive of any other right or remedy, and is in addition to every other right or remedy provided by law. No delay or omission of any party to exercise any such right or remedy will impair any such right or remedy or be construed to be a waiver. Every such right or remedy may be exercised from time to time and as often as the relevant party may deem expedient. No waiver by any party of any right or remedy with respect to any event of default will extend to or affect any other existing or subsequent event of default.

13. Non-Merger. The provisions of this Agreement shall survive all other performances hereunder, and shall not be deemed merged in any deed or other instrument or document delivered hereunder.

14. Obligations of Issuer Not Obligations of Officials Individually. No obligations of the Issuer under any of the RAN documents or the RAN will be deemed to be an obligation of any present or future officer or employee of the Issuer in his or her individual capacity, and no officer of the Issuer who executes the RAN will be personally liable on the RAN or be subject to any personal liability or accountability by reason of the issuance of the RAN.

[Signatures Appear on Following Page]

EXECUTED by the parties effective July __, 2017.

ZB, N.A.
as Purchaser herein specified

By: _____
Vice President

Approved and Agreed to:

JOINT SCHOOL DISTRICT NO. 272,
KOOTENAI AND BONNER COUNTIES,
STATE OF IDAHO

By: _____
Chairman, Board of Trustees

Attest:

By: _____
Clerk

EXHIBIT A

TERMS OF REVENUE ANTICIPATION NOTE, SERIES 2017

- A. Purchase Price: \$1,500,000 (Maximum par amount, non- revolving; two (2) draws maximum).
- B. Interest Rate: 2.43% per annum (calculated on a 30-day month/360 day year basis), commencing on date of first draw. Interest Rate based on interest on the RAN not exempt from federal and state taxation.
- C. Denominations: Single term note in the maximum principal amount of \$1,500,000.
- D. Dated Date: Closing Date.
- E. Maturity Date: No later than August 31, 2017, as set forth in the Note Resolution.
- F. Fee: \$7,500.00, due at closing.
- G. Covenants and Conditions: As set forth in the Note Resolution.
- H. Closing Date: July 1, 2017 or such other date mutually agreed to by the parties to this Note Purchase Contract.
- I. Note Counsel: Hawley Troxell Ennis & Hawley LLP, Boise, Idaho.
- J. Method of Payment: Federal Funds draft or wire.
- K. Tax Exemption: Interest on the RAN is not excluded from gross income for federal and State of Idaho tax purposes.
- K. Interest Payment Date: At maturity.

EXHIBIT B

FORM OF RAN

UNITED STATES OF AMERICA

STATE OF IDAHO

**JOINT SCHOOL DISTRICT NO. 272,
KOOTENAI AND BONNER COUNTIES , STATE OF IDAHO**

REVENUE ANTICIPATION NOTE, SERIES 2017

Up to: \$1,500,000

Dated: July __, 2017

Maturity Date: no later than August 31, 2017

Joint School District No. 272, Kootenai and Bonner Counties, State of Idaho (the “District”), acknowledges itself to owe, and for value received, promises to pay to ZB, N.A.(the “Purchaser”), on the Maturity Date set forth above, the principal sum of up to ONE MILLION FIVE HUNDRED THOUSAND AND NO/100 DOLLARS (\$1,500,000.00), together with interest on the amounts advanced pursuant to a maximum of two (2) draw requests as provided herein, at the rate of two and forty-three hundredths percent (2.43%) per annum, computed from the date of any advance, on a 30-day month/360-day year basis.

During the term of this Revenue Anticipation Note, Series 2017 (this “Note”), the District may not reborrow any advances which have been repaid.

Both principal of and interest on this Note are prepayable at any time, in whole or in part, in the sum of the principal balance of the Note, plus accrued interest to the date of prepayment.

This Note is issued by the District in anticipation of the receipt of the District’s revenues (the “Revenues”) as defined in the District’s Resolution adopted on June 12, 2017 (the “Resolution”), and said Revenues are irrevocably pledged to the payment of the principal of and interest on this Note. As provided in the Resolution, “Revenues” shall consist of appropriated funds of the State of Idaho payable to the District in August, 2017 up to the principal amount of \$1,500,000 plus accrued interest thereon to the date of payment.

To provide for the payment of this Note, the District has, by its Resolution authorizing the issuance and sale of this Note, created a special fund of the District known as the “Revenue Anticipation Note Redemption Fund, Series 2017,” to be held by the District. The District has covenanted in the Resolution to deposit into the Revenue Anticipation Note Redemption Fund, Series 2017, all Revenues, the receipt of which has been anticipated by the issuance of this Note, until such time as the funds accumulated therein shall be sufficient to pay this Note, together

with interest thereon, when due. The District has further covenanted that the funds so accumulated in the Revenue Anticipation Note Redemption Fund, Series 2017, shall be appropriated and set apart for the payment of this Note and shall be used for no other purpose; provided, however, that the payment of the principal of and interest on this Note is not limited solely to the Revenues deposited in the Revenue Anticipation Note Redemption Fund, Series 2017, but is a direct and general obligation of the District.

This Note is a negotiable instrument within the meaning of the Uniform Commercial Code, and the full faith, credit and resources of the District are pledged for its payment.

IT IS HEREBY FURTHER CERTIFIED AND DECLARED that the Revenues of the District have been pledged for the payment of this Note according to its terms, that this Note is issued pursuant to and in strict compliance with the Constitution and laws of the State of Idaho and resolutions of the District, and that all acts, conditions, and things required to be done precedent to and in the issuance of this Note have happened, been done, and have been performed.

THIS NOTE WAS ORIGINALLY ISSUED IN A TRANSACTION EXEMPT FROM REGISTRATION UNDER THE UNITED STATES SECURITIES ACT OF 1933, AS AMENDED (THE "SECURITIES ACT"), AND THIS NOTE MAY NOT BE OFFERED, SOLD OR OTHERWISE TRANSFERRED IN THE ABSENCE OF SUCH REGISTRATION OR AN APPLICABLE EXEMPTION THEREFROM. PURCHASERS OF THIS NOTE OR ANY INTEREST THEREIN ARE HEREBY NOTIFIED THAT THE SELLER OF THIS NOTE MAY BE RELYING ON THE EXEMPTION FROM THE PROVISIONS OF SECTION 5 OF THE SECURITIES ACT PROVIDED BY RULE 144A THEREUNDER.

THE HOLDER OF THIS NOTE AGREES FOR THE BENEFIT OF THE DISTRICT THAT THIS NOTE MAY BE OFFERED, RESOLD, PLEDGED OR OTHERWISE TRANSFERRED ONLY PURSUANT TO AN EXEMPTION FROM REGISTRATION UNDER THE SECURITIES ACT OR IN COMPLIANCE WITH STATE AND FEDERAL SECURITIES LAWS.

IN WITNESS WHEREOF, Joint School District No. 272, Kootenai and Bonner Counties, State of Idaho, has caused this Note to be executed and signed by the manual or facsimile signature of the Chairman and/or Vice Chairman of the Board of Trustees and Clerk of the District, as of the ___ day of July, 2017.

JOINT SCHOOL DISTRICT NO. 272,
KOOTENAI AND BONNER COUNTIES, STATE
OF IDAHO

By: _____
Chairman, Board of Trustees

ATTEST:

By: _____
Clerk

EXHIBIT C

NOTE RESOLUTION

EXHIBIT D

FORM OF DRAW REQUEST

**JOINT SCHOOL DISTRICT NO. 272,
KOOTENAI AND BONNER COUNTIES, STATE OF IDAHO**

REVENUE ANTICIPATION NOTE, SERIES 2017

DRAW REQUEST NO. __

The undersigned officer of Joint School District No. 272, Kootenai and Bonner Counties, State of Idaho (the "District"), hereby requests on behalf of the District, that ZB, N.A. (the "Purchaser") make an advance under that certain Revenue Anticipation Note, Series 2017, in the principal amount of up to \$1,500,000 dated _____, 2017 (the "RAN") executed by the District pursuant to the Note Purchase Contract dated _____, 2017, between the District and the Purchaser.

This is a Draw Request contemplated by the RAN in the amount of \$_____.

Draw proceeds are to be deposited into the District's general operating account maintained at _____, Account No. _____.

Dated: _____, 2017.

By: _____
Name: _____
Title: _____

EXHIBIT E

NOTE COUNSEL OPINION

RESOLUTION

A RESOLUTION OF JOINT SCHOOL DISTRICT NO. 272, KOOTENAI AND BONNER COUNTIES, STATE OF IDAHO, AUTHORIZING THE ISSUANCE AND SALE OF A REVENUE ANTICIPATION NOTE IN THE PRINCIPAL AMOUNT OF UP TO \$1,500,000 AND PROVIDING TERMS, COVENANTS, CONDITIONS, AND OTHER MATTERS PROPERLY RELATING THERETO.

WHEREAS, Joint School District No. 272, Kootenai and Bonner Counties, State of Idaho (the "District") is authorized and empowered by Sections 63-3101 to 63-3108, Idaho Code, inclusive, to issue a revenue anticipation note to provide funds in anticipation of the District's Revenues (as defined herein);

WHEREAS, the District is desirous of issuing a revenue anticipation note as hereinafter designated (the "Note") in order to provide funds to pay operation and maintenance expenses of the District;

WHEREAS, the District will issue the Note in anticipation of the District's collection of the Revenues;

WHEREAS, there has been presented to the Board of Trustees of the District (the "Board") a Note Purchase Contract between the District and ZB, N.A. (the "Purchaser"), in the form attached to this Resolution as Exhibit A and incorporated herein by this reference (the "Purchase Contract") contemplating the negotiated private sale of the Note; and

WHEREAS, in compliance with Section 57-215, Idaho Code, the Notice of Negotiated Private Note Sale in the form attached to this Resolution as Exhibit B (the "Notice of Note Sale") was published on June 9, 2017, in *The Coeur d'Alene Press*, a newspaper published in the District, and the Board desires to ratify the publication thereof and to sell the Note to the Purchaser pursuant to the Purchase Contract.

NOW, THEREFORE, BE IT RESOLVED, DECLARED, DETERMINED AND ORDERED as follows:

ARTICLE 1

Section 1.1 As used in this Resolution, unless the context shall otherwise require, the following terms shall have the following meanings:

"**Act**" means Title 63, chapter 31, Idaho Code, as amended.

"**Board**" means the Board of Trustees of the District.

“Formula Revenues” has the meaning set forth in Section 2.2 hereof.

“Revenues” means revenues of the District comprising State Funds in anticipation of which the Note is being issued and from which the Note will be repaid in the principal amount up to \$1,500,000 plus accrued interest thereon to the date of payment.

“State Funds” means the appropriated funds of the State of Idaho payable to the District in August, 2017, and estimated to equal approximately \$10,600,000.

ARTICLE 2

Section 2.1 For the purpose of providing funds to pay the District’s obligations and operating expenses, the District hereby authorizes the Note designated “Joint School District No. 272, Kootenai and Bonner Counties, State of Idaho, Revenue Anticipation Note, Series 2017” in the principal amount not to exceed \$1,500,000, and in the form of Note attached to the Purchase Contract as Exhibit B.

Section 2.2 The District has not yet adopted a final budget for the Fiscal Year 2018. Therefore, in accordance with Section 63-3102, Idaho Code, the maximum amount of the Note is computed by reference to the District’s budget for the prior fiscal year. The District’s revenues from the public school income fund for the prior fiscal year, as shown in the District’s budget for Fiscal Year 2017, was \$22,478,036 (the “Formula Revenues”). In accordance with Section 63-3102, Idaho Code, the amount of the Note is less than 75% of the Formula Revenues.

Section 2.3 The proceeds of the Note shall be used to pay obligations and operating expenses of the District.

Section 2.4 The District hereby determines the following details of the Note:

a. Draw requests under the Note shall be funded by the Purchaser pursuant to the Purchase Contract. Outstanding draws under the Note, together with the unpaid interest due thereon, shall be redeemed and paid from the Revenues collected no later than the maturity date of the Note. In the event Revenues are insufficient, the District may issue refunding bonds or notes, subject to the provisions of the Act, to pay the Note at maturity.

b. The Note shall be dated the date of delivery to the Purchaser.

c. The Note shall be payable once State Funds have been received, but in no event shall the Note be paid later than maturity on August 31, 2017.

d. The Note shall bear interest at the rate of two and forty-three hundredths percent (2.43%) per annum. Interest on the Note shall be computed on a 30-day month/360-day year basis.

e. The Note shall be sold pursuant to private negotiated sale to the Purchaser pursuant to the terms and conditions of the Purchase Contract in the form submitted to the District on the date hereof, which Purchase Contract is hereby accepted by the District, and the Note is hereby ordered to be sold and delivered to the Purchaser pursuant thereto at the rate and

price shown in the Purchase Contract and/or Note. To evidence the acceptance of the Purchase Contract, the Chairman or Vice Chairman is hereby authorized to execute and deliver, and the Clerk to attest, the Purchase Contract in the form presented at this meeting, together with such changes as the Chairman or Vice Chairman shall approve as shall not be inconsistent herewith.

f. The Note shall be executed in the name of the District by the Chairman and/or Vice Chairman and Clerk of the Board by manual or facsimile signature. The Note shall be in the form set forth as Exhibit B to the Purchase Contract, together with such changes as shall not be inconsistent herewith as the Chairman and/or Vice Chairman shall approve. The Chairman, Vice Chairman, Clerk, Treasurer and/or other officer of the District are authorized to execute any documents related to the issuance of the Note.

g. The Note is a negotiable instrument within the meaning of the Uniform Commercial Code, and the full faith, credit and resources of the District are hereby pledged for its payment.

Section 2.5 There is hereby created and shall be maintained a fund and account separate and distinct from all other funds of the District known as the "Revenue Anticipation Note Redemption Fund, Series 2017" to be held by the District (the "Redemption Fund"). The District will deposit the Revenues into the Redemption Fund prior to making any other expenditure from the State Funds. The moneys so accumulated in said Redemption Fund are hereby appropriated and set apart for the sole purpose of paying the Note. Nothing in this Section shall be construed to limit the payment of the principal of and interest on the Note solely to Revenues, but such Note shall be a direct and general obligation of the District and may additionally be paid from any legally available source including the proceeds of additional revenue anticipation notes. The District will provide to the Purchaser sufficient moneys in immediately available funds from the Redemption Fund or other sources to pay the interest and principal of the Note when due.

Section 2.6 In the event Revenues are not sufficient to pay the Note herein authorized, the District shall, in providing for the levy of taxes in the succeeding fiscal year, include in such succeeding tax levy the amount necessary to cover any deficiency in accordance with Idaho Code Section 63-3105.

Section 2.7 The Chairman, the Vice Chairman, the Clerk and the Treasurer of the Board, and other officers of the District are, and each of them is, hereby authorized to do or perform all such acts and to execute all such certificates, documents and other instruments as may be necessary or advisable to provide for the issuance, sale and delivery of the Note, and the fulfillment of the covenants and obligations of the District contained herein and in the Purchase Contract.

Section 2.8 All proceedings, resolutions, ordinances and actions of the Board, the District, and their officers, agents and employees taken in connection with the authorization, sale and issuance of the Note, including publication of the Notice of Note Sale in the form attached as Exhibit B hereto, are hereby in all respects ratified, confirmed and approved.

Section 2.9 It is hereby declared that all parts of this Resolution are severable, and if any section, paragraph, clause or provision of this Resolution shall, for any reason, be held to be invalid or unenforceable, the invalidity or unenforceability of any such section, paragraph, clause or provision shall not affect the remaining sections, paragraphs, clauses or provisions of this Resolution.

Section 2.10 All resolutions, orders and regulations or parts thereof heretofore adopted or passed which are in conflict with any of the provisions of this Resolution are, to the extent of such conflict, hereby repealed.

Section 2.11 This Resolution shall take effect immediately.

PASSED AND APPROVED this 12th day of June, 2016.

JOINT SCHOOL DISTRICT NO. 272,
KOOTENAI AND BONNER COUNTIES,
STATE OF IDAHO

By: _____
Chairman

ATTEST:

Clerk

Exhibit A
Form - Purchase Contract

Exhibit B

Form - Notice of Note Sale

NOTICE OF NEGOTIATED PRIVATE NOTE SALE

Public notice is hereby given by Joint School District No. 272, Kootenai and Bonner Counties, State of Idaho (the "District"), of negotiation for and private sale to ZB, N.A. (the "Bank") of the District's Revenue Anticipation Note, Series 2017, in the principal amount of up to \$1,500,000 (the "Note") pursuant to a Note Purchase Contract between the District and the Bank (the "Purchase Contract"). The Purchase Contract for the sale of the Note will be considered at a regular public meeting of the District held on Monday, June 12, 2017, at 6:00 p.m. at the District's administrative offices at:

Joint School District No. 272
Administrative Offices
15506 N. Washington Street
Rathdrum, Idaho

Additional information concerning the terms and provisions of the Note, the payment thereof, and other pertinent information relating to the Note is available for public inspection at the above offices of the District (Telephone: (208) 687-0431).

The District intends to proceed to close on or about the first week of July, 2017, subject to meeting all necessary conditions set forth in the proposed Purchase Contract with the Bank and the Note Resolution adopted by the District authorizing the issuance and sale of the Note.

By order of the Chairman of the Board of Trustees of the District.

Dated: June 9, 2017

JOINT SCHOOL DISTRICT NO. 272,
KOOTENAI AND BONNER COUNTIES, IDAHO


By /s/ Chairman, Board of Trustees

LAKELAND JOINT SCHOOL DISTRICT #272
Discipline Report

School__ Betty Kiefer Elementary
Month/Year __ May 17

RECEIVED JUN 06 2017

Grade	TOBACCO			ALCOHOL			DRUGS			BEH	FTG	INS	HAR	CONDUCT				ACTION TAKEN			
	D	P	U	D	P	U	D	P	U					BULL	VAN	WPN	PRO	TRU	ISS	OSS	EXP
K																					
1																					
2										1	1									1	1
3																					
4																					
5														1							2
6																					
7																					
8																					
9																					
10																					
11																					
12																					
TOTAL																					

ADMINISTRATOR'S SIGNATURE 

- KEY:
- D=Distribution
 - P=Possession
 - U=Under the Influence/Use
 - BEH= Inappropriate Behavior
 - FTG= Fighting
 - INS= Insubordination
 - HAR= Harrassment
 - BULL=Bullying
 - VAN= Vandalism
 - WPN=Weapon
 - PRO= Profanity
 - TRU= Truancy
 - ISS= In School Suspension
 - OSS=Out of School Suspension
 - EXP=Expulsion

Report incidents that involve a suspension of .5 day or more. The number of incidents should be based on the number of students involved (e.g. a fight between two students would be two incidents if both students are suspended .5 day or more). When completing the column under "Action Taken", report the number of days of suspension, not incidents (e.g. one fight might result in as many as ten days of suspension).

Betty Kiefer Elementary
May 2017

RECEIVED JUN 06 2017

Month	Tobacco			Alcohol			Drugs			Fight	Insub.	Harass.	Tardies	Vand	Dang. I	Theft	Truancy		
	DT	PTI	UT	DA	PA	UA	DD	PD	UL								FT	INS	HA
JAN.	0	0	0	0	0	0	0	0	0	3	1	0	0	0	0	0	0	0	0
FEB.	0	0	0	0	0	0	0	0	0	4	0	0	0	0	0	0	0	0	0
MARCH	0	0	0	0	0	0	0	0	0	2	0	1	0	0	0	0	0	0	0
APRIL	0	0	0	0	0	0	0	0	0	2	0	2	0	0	0	0	0	0	0
MAY	0	0	0	0	0	0	0	0	0	1	0	2	0	0	0	0	0	0	0
JUNE																			
JULY																			
AUGUST	0	0	0	0	0	0	0	0	0	0	0	0	0	0	0	0	0	0	0
SEPT.	0	0	0	0	0	0	0	0	0	2	0	0	0	0	0	0	0	0	0
OCT.	0	0	0	0	0	0	0	0	0	2	0	0	0	0	0	0	0	0	0
NOV.	0	0	0	0	0	0	0	0	0	1	0	0	0	0	0	0	0	0	0
DEC.	0	0	0	0	0	0	0	0	0	3	2	0	0	0	0	0	0	0	0

x 
Mrs. Lynn Paalay
Principal


RECEIVED JUN 06 2017

**LAKELAND JOINT SCHOOL DISTRICT #272
Discipline Report**

School _____ TJHS
Date: May, 2017

Grade	TOBACCO			ALCOHOL			DRUGS			BEH	FTG	INS	HAR	CONDUCT				ACTION TAKEN				
	D	P	U	D	P	U	D	P	U					BULL	VAN	WPN	PRO	TRU	ISS	OSS	EXP	
K																						
1																						
2																						
3																						
4																						
5																						
6																						
7																						
8											2										4.5	
9											1										3	
10																						
11																						
12																						
TOTAL	0	0	0	0	0	0	0	0	0	0	3	0	0	0	0	0	0	0	0	0	7.5	0

ADMINISTRATOR'S SIGNATURE _____



- KEY:
- D=Distribution
 - BEH= Inappropriate Behavior
 - ISS= In School Suspension
 - P=Possession
 - FTG= Fighting
 - OSS=Out of School Suspension
 - U=Under the Influence/Use
 - INS= Insubordination
 - EXP=Expulsion
 - HAR= Harrassment
 - BULL=Bullying
 - VAN= Vandalism
 - WPN=Weapon
 - PRO= Profanity
 - TRU= Truancy

Report incidents that involve a suspension of .5 day or more. The number of incidents should be based on the number of students involved (e.g. a fight between two students would be two incidents if both students are suspended .5 day or more). When completing the column under "Action Taken", report the number of days of suspension, not incidents (e.g. one fight might result in as many as ten days of suspension).

LAKELAND JOINT SCHOOL DISTRICT #272


Discipline Report

RECEIVED JUN 06 2017

School JOHN BROWN ELEMENTRY

Month/Year _____ MAY ~ 2017

Grade	TOBACCO			ALCOHOL			DRUGS			BEH	FTG	INS	HAR	CONDUCT			TRU	ACTION TAKEN				
	D	P	U	D	P	U	D	P	U					BULL	VAN	WPN		PRO	ISS	OSS	EXP	
K																						
1												1								1		
2																						
3																						
4											1									1		
5																						
6																						
7																						
8																						
9																						
10																						
11																						
12																						
TOTAL											1	1								2		

ADMINISTRATOR'S SIGNATURE 

- KEY:
- D=Distribution
 - P=Possession
 - U=Under the Influence/Use
 - BEH= Inappropriate Behavior
 - FTG= Fighting
 - INS= Insubordination
 - HAR= Harrassment
 - BULL=Bullying
 - VAN= Vandalism
 - WPN=Weapon
 - PRO= Profanity
 - TRU= Truancy
 - ISS= In School Suspension
 - OSS=Out of School Suspension
 - EXP=Expulsion

Report incidents that involve a suspension of .5 day or more. The number of incidents should be based on the number of students involved (e.g. a fight between two students would be two incidents if both students are suspended .5 day or more). When completing the column under "Action Taken", report the number of days of suspension, not incidents (e.g. one fight might result in as many as ten days of suspension).

JOHN BROWN ELEMENTARY
Monthly Discipline Report
MAY ~ 2017

RECEIVED JUN 06 2017

Month	Tobacco			Alcohol			Drugs			Fight	Insub.	Harass.	Tardies	Vand	Dang. I	Theft	Truancy			
	DT	PT	UT	DA	PA	UA	DD	PD	UD								FT	IN	HA	TA
JAN.	0	0	0	0	0	0	0	0	0	3	0	0	0	0	0	0	0	0	0	0
FEB.	0	0	0	0	0	0	0	0	0	0	0	0	0	0	0	0	0	0	0	0
MARCH	0	3	0	0	0	0	0	0	0	1	2	0	0	0	0	1	0	0	0	0
APRIL	0	0	0	0	0	0	0	0	0	0	2	0	0	0	0	0	0	0	0	0
MAY	0	0	0	0	0	0	0	0	0	0	1	1	0	0	0	0	0	0	0	0
JUNE																				
JULY																				
AUGUST	0	0	0	0	0	0	0	0	0	0	0	0	0	0	0	0	0	0	0	0
SEPT.	0	0	0	0	0	0	0	0	0	2	0	0	0	0	0	0	0	0	0	0
OCT.	0	0	0	0	0	0	0	0	0	0	0	0	0	0	0	0	0	0	0	0
NOV.	0	0	0	0	0	0	0	0	0	0	0	0	0	0	0	0	0	0	0	0
DEC.	0	0	0	0	0	0	0	0	0	0	0	0	0	0	0	0	0	0	0	0

John D. Asher, Principal

LAKELAND JOINT SCHOOL DISTRICT #272
Discipline Report

School _____ LHS

Date: May

Grade	TOBACCO			ALCOHOL			DRUGS			CONDUCT				ACTION TAKEN							
	D	P	U	D	P	U	D	P	U	BEH	FTG	INS	HAR	BULL	VAN	WPN	PRO	TRU	ISS	OSS	EXP
K																					
1																					
2																					
3																					
4																					
5																					
6																					
7																					
8																					
9											1								1		
10																					
11													1							2	
12			1										1						2.5		
TOTAL	0	0	1	0	0	0	0	0	0	0	1	0	2	0	0	0	0	0	3.5	2	0

ADMINISTRATOR'S SIGNATURE ___ Jimmy Hoffman

- KEY:**
- D=Distribution
 - P=Possession
 - U=Under the Influence/Use
 - BEH= Inappropriate Behavior
 - FTG= Fighting
 - INS= Insubordination
 - HAR= Harrassment
 - BULL=Bullying
 - VAN= Vandalism
 - WPN=Weapon
 - PRO= Profanity
 - TRU= Truancy
 - ISS= In School Suspension
 - OSS=Out of School Suspension
 - EXP=Expulsion

Report incidents that involve a suspension of .5 day or more. The number of incidents should be based on the number of students involved (e.g. a fight between two students would be two incidents if both students are suspended .5 day or more). When completing the column under "Action Taken", report the number of days of suspension, not incidents (e.g. one fight might result in as many as ten days of suspension).