

Agenda of Regular Meeting

The Board of Trustees McKinney ISD

A regular meeting of the Board of Trustees of the McKinney Independent School District will be held on August 25, 2020, beginning at 7:00 PM, in the McKinney Independent School District stadium and event center at 4201 South Hardin Blvd, McKinney, Texas 75070.

The subjects to be discussed or considered or upon which any formal action may be taken are as listed below. Items do not have to be taken in the order shown on this meeting notice.

Unless removed from the consent agenda, items identified within the consent agenda will be acted on at one time.

1. Call to Order
2. First Order of Business
3. Closed Meeting
 - A. Personnel
 - B. Purchase/Exchange/Lease of Real Estate Property Update
4. Reconvene from Closed Meeting
5. Invocation led by Board President, Amy Dankel
6. Pledges of Allegiance led by Board President, Amy Dankel
7. Presentations
 - A. Instructional Plan / Attendance
8. Open Forum
9. Consent Agenda
 - A. Minutes
 1. Regular Meeting, June 23, 2020
 - B. Financial Reports
 1. Budget Amendments July, 2020
 2. Quarterly Investment Report
 3. Donations Over \$5,000 July 2020
 4. Quarterly Tax Collection Report, July 2020
 - C. Reporting of Management Fees Under Certain Cooperative Purchasing Contracts for Fiscal Year 2019-2020 as Required by HB273
 - D. Resolution for Corporate Authorization for American National Bank
 - E. Resolution Regarding Wage Payments during Emergency School Closings
 - F. Agreement for the Purchase of Attendance Credits
 - G. Resolution declaring an approximate 15.06 acre tract of land and a 1.93 acre tract of land as surplus.
 - H. 20-21 Proposed Tax Rates
10. Discussion/Action
 - A. Consider approval of Consent Agenda
 - B. TASB Board of Directors, Region 10, Position D
11. Monthly Written Reports

- A. Annual Investment Report
- B. Donations Less Than \$5,000
- C. Bond Report
- D. Energy Report
- E. Construction Report
- F. Transportation Report
- G. HR Report
- 12. Future Business/Meetings/Events
 - A. Fall Graduation, September 16, 2020, 6:00 P.M., Boyd HS Auditorium
 - B. September Regular Board Meeting, September 22, 2020, 7:00 P.M., CEC
 - C. TASA / TASB Convention, September 30 - October 2, 2020, Virtual
- 13. Adjournment
- 14. Board Calendar
- 15. Board Goals

If, during the course of the meeting covered by this Notice, the Board of Trustees should determine that a closed or executive meeting or session of the Board of Trustees is required, then such closed or executive meeting or session as authorized by the Texas Open Meetings Act, Texas Government Code Section 551.001 et seq., will be held by the School Board at the date, hours, and place given in this Notice or as soon after the commencement of the meeting covered by this Notice as the School Board may conveniently meet in such closed or executive meeting or session concerning any and all purposes permitted by the Act, including, but not limited to the following sections and purposes:

Texas Government Code Section:

- 551.071 For the purpose of a private consultation with the board's attorney.
- 551.072 For the purpose of discussing purchases, exchange, leases, or value of real property.
- 551.073 For the purpose of deliberating a negotiated contract for prospective gift or donation.
- 551.074 For the purpose of deliberating the appointment, employment, evaluation, reassignment, duties, discipline, or dismissal of a public officer or employee; or to hear a complaint or charge against an officer or employee, unless the officer or employee who is the subject of the deliberation or hearing requests an open hearing.
- 551.076 For the purpose of deliberating the deployment, or specific occasions for implementation, of security personnel or devices.
- 551.082 For the purpose of deliberating in a case involving discipline of a public school child, or complaint or charge against personnel
- 551.0821 For the purpose of deliberating in a matter regarding a public school student if personally identifiable information about the student will necessarily be revealed by the deliberation.
- 551.083 For the purpose of deliberating the standards, guidelines, terms or conditions the board will follow, or will instruct its representative to follow, in consultation with representatives of employee groups.
- 551.084 For the purpose of excluding witnesses from a hearing.

Should any final action, decision, or final vote be required in the opinion of the school Board with regard to any matter considered in such closed or executive meeting or session, then the final action, or final vote shall be either:

- (a) in the open meeting covered by the Notice upon the reconvening of the public meeting; or at a subsequent public meeting of the School Board upon notice thereof; as the School Board shall determine.

McKinney Independent School District
#1 Duvall Street, McKinney, Texas 75069

To: Board of Trustees
From: Rick McDaniel, Superintendent
Subject: Regular Meeting, June 23, 2020
Date: August 25, 2020
.....

Impact Statement: *****

It is recommended: *****

Resource Person(s) *****

Respectfully submitted,

Rick McDaniel, Ed. D.
Superintendent

McKinney Independent School District
#1 Duvall Street, McKinney, Texas 75069

To: Board of Trustees
From: Rick McDaniel, Superintendent
Subject: Budget Amendment July 2020
Date: August 25, 2020

.....
Attached are the budget amendments for July 2020. All items are traditional balancing entries expected within our current calendar timeline including Item #9. Item #9 is a standard entry increasing Food Service Expenditures for the uncompleted summer projects approved in 19-20 Year.

This Fund 199 amendment: \$0
Total from Fund 199 fund balance: \$0

Impact Statement: No Impact to Fund Balance.

It is recommended: That the board approve the budget amendments.

Resource Person(s): Jason Bird, Marlene Harbeson, and Fran Pritchard

Respectfully submitted,

Rick McDaniel, Ed. D.
Superintendent

Jason Bird
Chief Financial Officer

**MCKINNEY ISD PROPOSED BUDGET AMENDMENTS
JULY 2020**

FUND 199 GENERAL OPERATING

1	6,459 (6,459)	199.13.6xxx.xx.xxx.99.000.xxxx 199.xx.6xxx.xx.xxx.xx.000.xxxx	TRAVEL/SUPPLIES/OTHER PAYROLL PAYMENTS/DUES TRAVEL/CONTR REPAIR/FURNITURE/ EQUIPMENT/SUPPLIES/SUBS
---	------------------	--	---

TRANSFERRING FROM FUNCTION 11 INSTRUCTION AND 33 HEALTH SERVICES TO 13 STAFF DEVELOPMENT TO PAY TRAVEL COSTS, SUPPLIES, OTHER PAYROLL PAYMENTS, AND DUES IN THE APPROPRIATE FUNCTION AND OBJECT CODE.

2	4,346 (4,346)	199.11.6xxx.xx.xxx.11.000.xxxx 199.xx.6xxx.xx.xxx.xx.000.xxxx	SUPPLIES TRAVEL/ SUPPLIES/SUBS
---	------------------	--	-----------------------------------

TRANSFERRING FROM FUNCTION 12 LIBRARY MEDIA, 13 STAFF DEVELOPMENT, 23 CAMPUS LEADERSHIP, AND 33 HEALTH SERVICES TO 11 INSTRUCTION TO PAY FOR SUPPLIES IN THE APPROPRIATE FUNCTION AND OBJECT CODE.

3	11,062 (11,062)	199.23.6xxx.00.xxx.xx.000.xxxx 199.11.6xxx.xx.xxx.xx.000.xxxx	FURNITURE/EQUIPMENT/MISC CONTRACTED SERVICES/DUES SUPPLIES/MISC CONTRACTED SRVS
---	--------------------	--	--

TRANSFERRING FROM FUNCTION 11 INSTRUCTION TO 23 CAMPUS LEADERSHIP TO PAY FOR FURNITURE/EQUIPMENT, MISCELLANEOUS CONTRACTED SERVICES, AND DUES IN THE APPROPRIATE FUNCTION AND OBJECT CODE.

4	46,717 (46,717)	199.51.6xxx.xx.xxx.99.000.xxxx 199.xx.6xxx.xx.xxx.99.000.xxxx	UTILITIES: TELEPHONE/TELECOM/FURNITURE/EQUIPMENT SUPPLIES/CONTR MAINTENANCE AND REPAIR/FURNITURE&EQUIPMENT
---	--------------------	--	---

TRANSFERRING FROM FUNCTION 52 SAFETY AND MONITORING, 23 CAMPUS LEADERSHIP, AND 53 DATA PROCESSING SERVICES TO 51 MAINTENANCE AND OPERATIONS TO PAY TELEPHONE/TELECOM SERVICES AND EQUIPMENT IN THE APPROPRIATE FUNCTION AND OBJECT CODE.

5	3,205 (3,205)	199.xx.6xxx.xx.xxx.99.000.xxxx 199.11.6xxx.00.xxx.11.000.xxxx	SUPPLIES/RENTALS/OTHER PAYROLL PAYMENTS SUPPLIES/SUBS
---	------------------	--	--

TRANSFERRING FROM FUNCTION 11 INSTRUCTION TO 21 INSTRUCTIONAL LEADERSHIP AND 61 COMMUNITY SERVICES TO PAY FOR SUPPLIES, RENTAL OF EQUIPMENT, AND OTHER PAYROLL PAYMENTS IN THE APPROPRIATE FUNCTION AND OBJECT CODE.

6	106,250 (106,250)	199.53.6399.75.999.99.000.0500 199.11.6399.00.999.11.000.0800	SUPPLIES-SITE LICENSE SUPPLIES
---	----------------------	--	-----------------------------------

TRANSFERRING FROM FUNCTION 11 INSTRUCTION TO 53 DATA PROCESSING SERVICES TO PAY NEAR POD SITE LICENSE FEES IN THE APPROPRIATE FUNCTION AND OBJECT CODE.

7	400 (400)	199.36.6495.75.999.99.000.0100 199.41.6419.00.702.99.000.0001	DUES NON EMPLOYEE TRAVEL
---	--------------	--	-----------------------------

TRANSFERRING FROM FUNCTION 41 GENERAL ADMINISTRATION TO 36 CO CCURRICULAR TO PAY UIL DUES IN THE APPROPRIATE FUNCTION AND OBJECT CODE.

8	70,524 (70,524)	199.41.6212.00.728.99.000.0800 199.11.6399.00.999.11.000.0800	AUDIT SERVICES SUPPLIES
---	--------------------	--	----------------------------

TRANSFERRING FROM FUNCTION 11 INSTRUCTION TO 41 GENERAL ADMINISTRATION TO PAY FOR SPECIAL AUDIT SERVICES IN THE APPROPRIATE FUNCTION AND OBJECT CODE.

FUND 199 GENERAL OPERATING

NO CHANGE TO REVENUE
NO CHANGE TO EXPENDITURES

FUND 240 FOOD SERVICES

9	(902,934) (902,934)	240.35.6xxx.00.xxx.99.000.0880 240.00.3600.00.000.00.000.0000	CONTRACTED SERVICES/SUPPLIES/FURNITURE/ EQUIPMENT OVER 5K RESERVE FUND BALANCE
---	------------------------	--	---

THIS AMENDMENT IS BEING SUBMITTED TO INCREASE EXPENDITURES TO THE FOOD SERVICE BUDGET FOR ROLLED FORWARD PURCHASE ORDERS THAT WERE APPROVED IN PRIOR YEAR BUT PROJECTS WERE NOT COMPLETED BY PHYSICAL YEAR END. FUNDS ARE COMING FOOD SERVICE FUND BALANCE.

INCREASE TO EXPENDITURES	902,934
DECREASE TO FUND BALANCE	-902,934

McKinney Independent School District
#1 Duvall Street, McKinney, Texas 75069

To: Board of Trustees
From: Rick McDaniel, Superintendent
Subject: Quarterly Investment Report June 2020
Date: August 25, 2020

.....
The Public Funds Investment Act requires that an investment report be presented to the Board of Trustees at least quarterly. The attached report for the quarter ended June 30, 2020 reflects investment balances and transactions broken out by both fund and investment type.

The market value of the overall portfolio decreased by \$68.2 million during the quarter, and now totals \$229.3 million.

The average portfolio yield on June 30th was 0.206% compared to 0.978% on March 31st.

Investment income earned during the quarter totaled \$207,736.

Impact Statement: N/A

It is recommended: That the Quarterly Investment Report for the quarter ended June 30, 2020 be approved as presented.

Resource Person(s): Jason Bird, Marlene Harbeson and Fran Pritchard

Respectfully submitted,

Rick McDaniel, Ed. D.
Superintendent

Jason Bird
Chief Financial Officer

McKinney ISD



For the Quarter Ended

June 30, 2020

Report Name

- Certification Page
- Executive Summary
- Benchmark Comparison
- Detail of Security Holdings
- Change in Value
- Earned Income
- Investment Transactions
- Amortization and Accretion
- Projected Fixed Income Cash Flows

MARKET RECAP - JUNE 2020:

Last month in our summary for May we wrote, “Phrases such as the “steepest decline ever” and the “worst in history” will apply to almost every piece of April economic data.” The opposite will be true for June as the economic reopening that started in May resulted in significant rebounds that in many cases were the “biggest gain in history.” We would, however, caution readers not to put too much stock into the big jumps in the monthly data as things had gotten so bad in April and May they just had to get better. And, despite the improvement evident in much of the economic data, we are nowhere near the levels that prevailed prior to the COVID-19 mandated shutdowns. The employment data is the most obvious place to start as non-farm payrolls grew by a stunning 2.5 million in May. The largest monthly gain in the history of this series going back to 1939 wildly surpassed the consensus forecast for a loss of 7.5 million jobs, and yet was only a tenth of the 22 million jobs lost in March and April. The unemployment rate, expected to climb to 19%, actually declined to 13.3%. The ISM surveys perked up as well with the manufacturing index climbing from 41.5 to 43.1 and the non-manufacturing index from 41.8 to 45.4. While both readings still indicated contraction, the improvement was viewed as a signal that the worst was behind us. Auto sales also topped expectations, rebounding from April’s pitiful 8.6 million unit annual pace to 12.2 million. Consumer spending came roaring back in May, too, no doubt reflecting some pent up demand as consumers emerged en masse from the nationwide lockout and began spending at a furious pace. Sales surged +17.7% during May after a revised -14.7% April decline. Spending was brisk across all categories as it appears the government’s response to the crisis has helped support consumer spending. Housing data for May was mixed as existing homes sales fell -9.7% to the lowest level since October 2010. However, since existing sales are measured at closing this data is more reflective of activity during March and April, when many buyers and sellers were in lockdown. By contrast, new home sales are measured when the contracts are signed and they climbed 16.6% during May.

The improving trend in economic data was countered in the later part of June by worrisome trends in COVID-19 data as states that had reopened to great fanfare around Memorial Day saw a dramatic surge in cases. Texas, Florida, and Arizona were hard hit, forcing renewed restrictions and closures as the Fourth of July holiday approached.

Equity markets focused on the positives and extended their rally, with the Dow Jones Industrial Average climbing +1.7% and the S&P 500 gaining +1.8% in June. The Nasdaq composite rose a remarkable +6%, hit a new record high, and is up +12.1% year-to-date as technology stocks have been a beneficiary of the stay at home economy. Bond markets were stable with slight declines of 1-2 basis points in yield across most tenors. The two-year T-note yield closed June at 0.15%, while both the three-year and five-year T-notes set record lows at 0.17% and 0.27% respectively on June 29th. The short end of the yield curve is likely to be anchored by Fed policy for years to come. All in all, it appears the recovery has begun in earnest, but it also appears likely that the path won’t be smooth and the outlook is still very much dependent on the path of the virus.

For the Quarter Ended
June 30, 2020

This report is prepared for the **McKinney ISD** (the "Entity") in accordance with Chapter 2256 of the Texas Public Funds Investment Act ("PFIA"). Section 2256.023(a) of the PFIA states that: "Not less than quarterly, the investment officer shall prepare and submit to the governing body of the entity a written report of the investment transactions for all funds covered by this chapter for the preceding reporting period." This report is signed by the Entity's investment officers and includes the disclosures required in the PFIA. To the extent possible, market prices have been obtained from independent pricing sources.

The investment portfolio complied with the PFIA and the Entity's approved Investment Policy and Strategy throughout the period. All investment transactions made in the portfolio during this period were made on behalf of the Entity and were made in full compliance with the PFIA and the approved Investment Policy.

Officer Names and Titles:

Name: Jason Bird Title: Chief Financial Officer

Name: Marlene Harbeson Title: Executive Director of Finance

Name: Fran Pritchard Title: Budget/Cash Manager

Name: Scott McIntyre Title: Hilltop Securities Asset Management

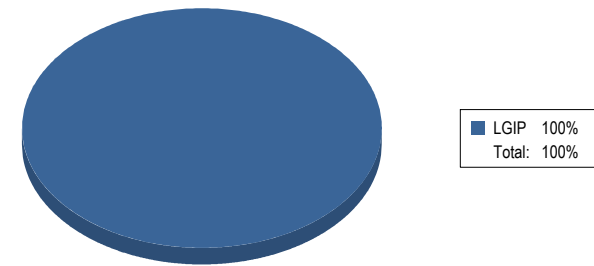
Account Summary

Allocation by Security Type

Beginning Values as of 03/31/20

Ending Values as of 06/30/20

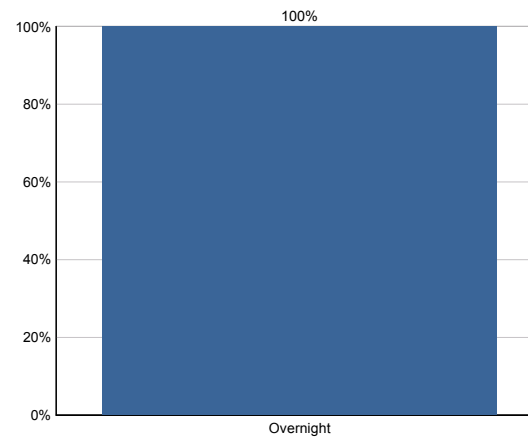
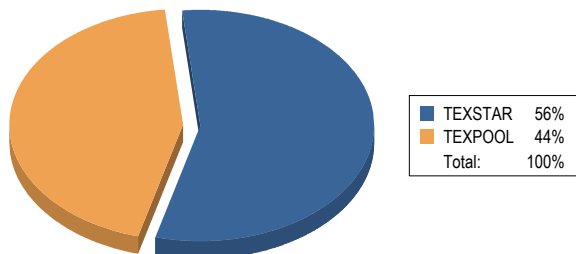
Par Value	297,551,535.09	229,342,852.67
Market Value	297,551,535.09	229,342,852.67
Book Value	297,551,535.09	229,342,852.67
Unrealized Gain/(Loss)	0.00	0.00
Market Value %	100.00%	100.00%
Weighted Avg. YTW	0.978%	0.206%
Weighted Avg. YTM	0.978%	0.206%



Allocation by Issuer

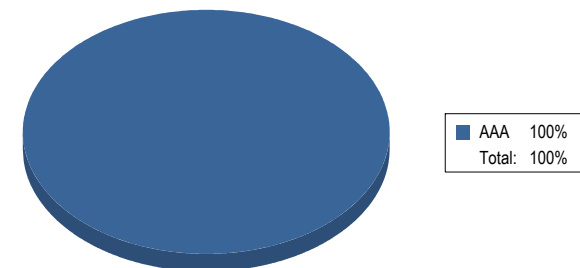
Maturity Distribution %

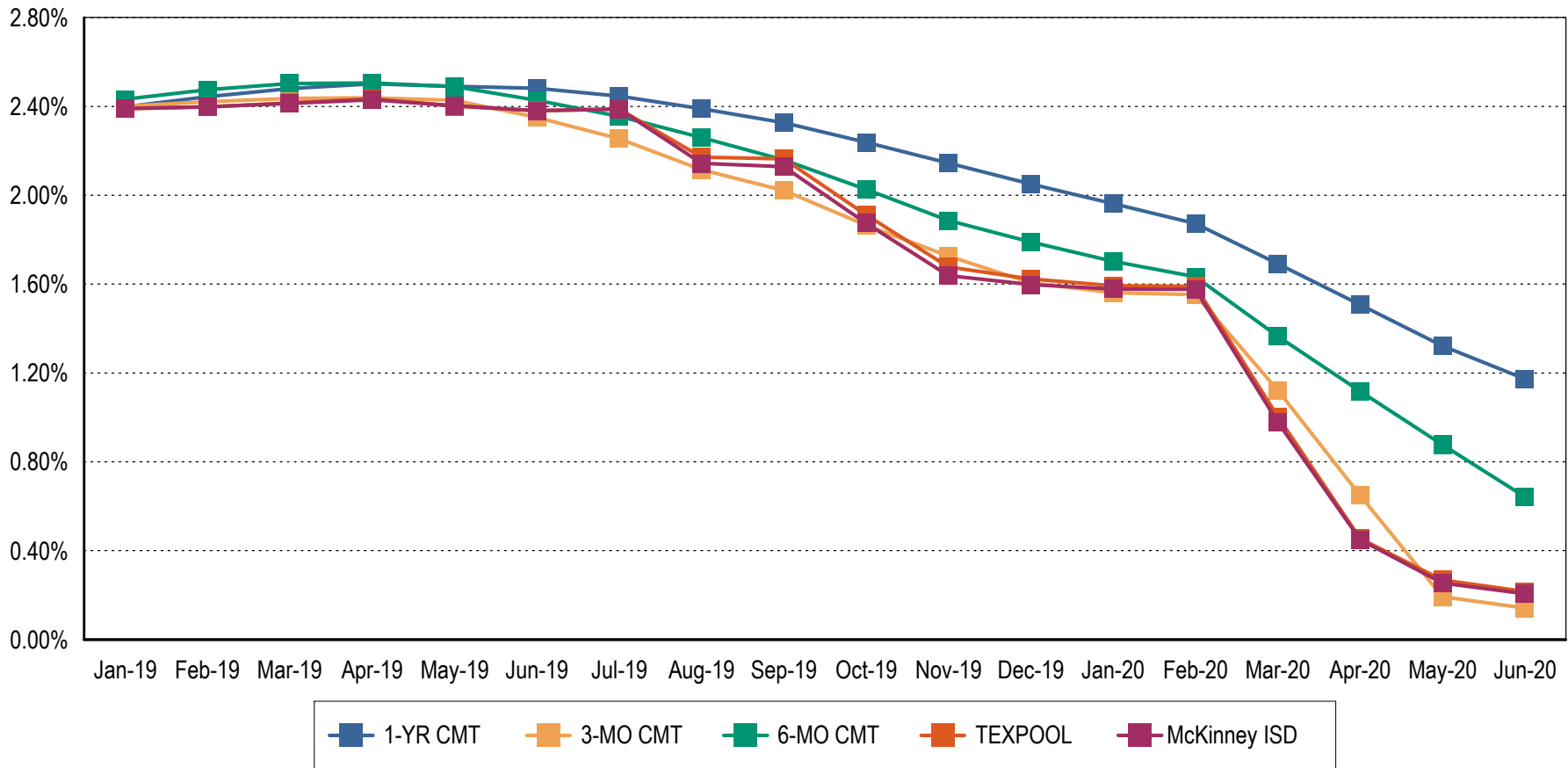
Credit Quality



Weighted Average Days to Maturity: 10

10





Note 1: CMT stands for Constant Maturity Treasury. This data is published in Federal Reserve Statistical Release H.15 and represents an average of all actively traded Treasury securities having that time remaining until maturity. This is a standard industry benchmark for Treasury securities. The CMT benchmarks are moving averages. The 3-month CMT is the daily average for the previous 3 months, the 6-month CMT is the daily average for the previous 6 months, and the 1-year and 2-year CMT's are the daily averages for the previous 12-months.

Note 2: Benchmark data for TexPool is the monthly average yield.

CUSIP	Settle Date	Sec. Type	Sec. Description	CPN	Mty Date	Next Call	Call Type	Par Value	Purch Price	Orig Cost	Book Value	Mkt Price	Market Value	Days to Mty	Days to Call	YTM	YTW
2017 Series Bonds																	
TEXSTAR		LGIP	TexSTAR					6,585,606.00	100.000	6,585,606.00	6,585,606.00	100.000	6,585,606.00	1		0.197	0.197
Total for 2017 Series Bonds								6,585,606.00	100.000	6,585,606.00	6,585,606.00	100.000	6,585,606.00	1		0.197	0.197
2018 Series Bonds																	
TEXSTAR		LGIP	TexSTAR					47,016,258.42	100.000	47,016,258.42	47,016,258.42	100.000	47,016,258.42	1		0.197	0.197
Total for 2018 Series Bonds								47,016,258.42	100.000	47,016,258.42	47,016,258.42	100.000	47,016,258.42	1		0.197	0.197
2019 Series Bonds																	
TEXSTAR		LGIP	TexSTAR					3,536,011.53	100.000	3,536,011.53	3,536,011.53	100.000	3,536,011.53	1		0.197	0.197
Total for 2019 Series Bonds								3,536,011.53	100.000	3,536,011.53	3,536,011.53	100.000	3,536,011.53	1		0.197	0.197
General Operating																	
TEXPOOL		LGIP	TexPool					74,913,447.00	100.000	74,913,447.00	74,913,447.00	100.000	74,913,447.00	1		0.216	0.216
TEXSTAR		LGIP	TexSTAR					68,885,283.98	100.000	68,885,283.98	68,885,283.98	100.000	68,885,283.98	1		0.197	0.197
Total for General Operating								143,798,730.98	100.000	143,798,730.98	143,798,730.98	100.000	143,798,730.98	1		0.207	0.207
Interest & Bonded Debt																	
TEXPOOL		LGIP	TexPool					26,440,869.04	100.000	26,440,869.04	26,440,869.04	100.000	26,440,869.04	1		0.216	0.216
TEXSTAR		LGIP	TexSTAR					1,965,376.70	100.000	1,965,376.70	1,965,376.70	100.000	1,965,376.70	1		0.197	0.197
Total for Interest & Bonded Debt								28,406,245.74	100.000	28,406,245.74	28,406,245.74	100.000	28,406,245.74	1		0.215	0.215
Total for McKinney ISD								229,342,852.67	100.000	229,342,852.67	229,342,852.67	100.000	229,342,852.67	1		0.206	0.206

CUSIP	Security Type	Security Description	03/31/20 Book Value	Cost of Purchases	Maturities / Calls / Sales	Amortization / Accretion	Realized Gain/(Loss)	06/30/20 Book Value	03/31/20 Market Value	06/30/20 Market Value	Change in Mkt Value
2016 Series Bonds											
TEXSTAR	LGIP	TexSTAR	0.00	0.00	0.00	0.00	0.00	0.00	0.00	0.00	0.00
Total for 2016 Series Bonds			0.00	0.00	0.00	0.00	0.00	0.00	0.00	0.00	0.00
2017 Series Bonds											
TEXSTAR	LGIP	TexSTAR	26,616,725.81	0.00	(20,031,119.81)	0.00	0.00	6,585,606.00	26,616,725.81	6,585,606.00	(20,031,119.81)
Total for 2017 Series Bonds			26,616,725.81	0.00	(20,031,119.81)	0.00	0.00	6,585,606.00	26,616,725.81	6,585,606.00	(20,031,119.81)
2018 Series Bonds											
TEXSTAR	LGIP	TexSTAR	46,981,704.52	34,553.90	0.00	0.00	0.00	47,016,258.42	46,981,704.52	47,016,258.42	34,553.90
Total for 2018 Series Bonds			46,981,704.52	34,553.90	0.00	0.00	0.00	47,016,258.42	46,981,704.52	47,016,258.42	34,553.90
2019 Series Bonds											
TEXSTAR	LGIP	TexSTAR	3,533,412.81	2,598.72	0.00	0.00	0.00	3,536,011.53	3,533,412.81	3,536,011.53	2,598.72
Total for 2019 Series Bonds			3,533,412.81	2,598.72	0.00	0.00	0.00	3,536,011.53	3,533,412.81	3,536,011.53	2,598.72
General Operating											
TEXPOOL	LGIP	TexPool	109,604,714.66	0.00	(34,691,267.66)	0.00	0.00	74,913,447.00	109,604,714.66	74,913,447.00	(34,691,267.66)
TEXSTAR	LGIP	TexSTAR	83,394,240.19	30,481.78	(14,539,437.99)	0.00	0.00	68,885,283.98	83,394,240.19	68,885,283.98	(14,508,956.21)
Total for General Operating			192,998,954.85	30,481.78	(49,230,705.65)	0.00	0.00	143,798,730.98	192,998,954.85	143,798,730.98	(49,200,223.87)
Interest & Bonded Debt											
TEXPOOL	LGIP	TexPool	25,456,804.86	984,064.18	0.00	0.00	0.00	26,440,869.04	25,456,804.86	26,440,869.04	984,064.18
TEXSTAR	LGIP	TexSTAR	1,963,932.24	1,444.46	0.00	0.00	0.00	1,965,376.70	1,963,932.24	1,965,376.70	1,444.46
Total for Interest & Bonded Debt			27,420,737.10	985,508.64	0.00	0.00	0.00	28,406,245.74	27,420,737.10	28,406,245.74	985,508.64



McKinney ISD
Change in Value
From 03/31/2020 to 06/30/2020

CUSIP	Security Type	Security Description	03/31/20 Book Value	Cost of Purchases	Maturities / Calls / Sales	Amortization / Accretion	Realized Gain/(Loss)	06/30/20 Book Value	03/31/20 Market Value	06/30/20 Market Value	Change in Mkt Value
Total for McKinney ISD			297,551,535.09	1,053,143.04	(69,261,825.46)	0.00	0.00	229,342,852.67	297,551,535.09	229,342,852.67	(68,208,682.42)

CUSIP	Security Type	Security Description	Beg. Accrued	Interest Earned	Interest Rec'd / Sold / Matured	Interest Purchased	Ending Accrued	Disc Accr / Prem Amort	Net Income
2016 Series Bonds									
Total for 2016 Series Bonds			0.00	0.00	0.00	0.00	0.00	0.00	0.00
2017 Series Bonds									
TEXSTAR	LGIP	TexSTAR	0.00	16,783.51	16,783.51	0.00	0.00	0.00	16,783.51
Total for 2017 Series Bonds			0.00	16,783.51	16,783.51	0.00	0.00	0.00	16,783.51
2018 Series Bonds									
TEXSTAR	LGIP	TexSTAR	0.00	34,553.90	34,553.90	0.00	0.00	0.00	34,553.90
Total for 2018 Series Bonds			0.00	34,553.90	34,553.90	0.00	0.00	0.00	34,553.90
2019 Series Bonds									
TEXSTAR	LGIP	TexSTAR	0.00	2,598.72	2,598.72	0.00	0.00	0.00	2,598.72
Total for 2019 Series Bonds			0.00	2,598.72	2,598.72	0.00	0.00	0.00	2,598.72
General Operating									
TEXPOOL	LGIP	TexPool	0.00	73,607.07	73,607.07	0.00	0.00	0.00	73,607.07
TEXSTAR	LGIP	TexSTAR	0.00	58,560.21	58,560.21	0.00	0.00	0.00	58,560.21
Total for General Operating			0.00	132,167.28	132,167.28	0.00	0.00	0.00	132,167.28
Interest & Bonded Debt									
TEXPOOL	LGIP	TexPool	0.00	20,188.41	20,188.41	0.00	0.00	0.00	20,188.41
TEXSTAR	LGIP	TexSTAR	0.00	1,444.46	1,444.46	0.00	0.00	0.00	1,444.46
Total for Interest & Bonded Debt			0.00	21,632.87	21,632.87	0.00	0.00	0.00	21,632.87
Total for McKinney ISD			0.00	207,736.28	207,736.28	0.00	0.00	0.00	207,736.28

McKinney Independent School District #1 Duvall Street, McKinney, Texas 75069
--

To: Board of Trustees
From: Dr. Rick McDaniel, Superintendent
Subject: Donations \$5,000 and Above July 2020
Date: August 25, 2020

.....
 The following list details the July 2020 Donations \$5,000 and above for which Board approval is required.

To:	From:	Purpose:	Cash Received:	Supply/ Equipment Value:
MHS	MHS PTO	Various	\$6,524.45	
Total donations \$5,000 and over July 2020			\$6,524.45	

Impact Statement: Students will have enhanced opportunities.

It is recommended: That the Board accepts these donations.

Resource Person(s): Jason Bird, Jan Shaw

Respectfully submitted,

Rick McDaniel, Ed. D.
 Superintendent

Jason Bird
 Chief Financial Officer

McKinney Independent School District
#1 Duvall Street, McKinney, Texas 75069

To: Board of Trustees
From: Rick McDaniel, Superintendent
Subject: Quarterly Tax Collection Report June 2020
Date: August 25, 2020

.....
The Collin County Tax Assessor/Collector collects the District's property taxes. The attached report summarizes collections for the quarter ended June 30, 2020. The report marks the third quarter of the fiscal year for the County, which begins October 1st. Cumulative total collections as of March 31, 2020 were \$244,419,250. Total collections excluding penalties, interest and attorney fees were \$243,258,897 compared to the original levy of \$242,932,759. This represents a collection rate of 100.13% compared to a rate of 100.00% at the same time last year.

Impact Statement: N/A

It is recommended: That the Quarterly Tax Collection Report be approved as presented.

Resource Person(s): Jason Bird, Marlene Harbeson and Jan Shaw

Respectfully submitted,

Rick McDaniel, Ed. D.
Superintendent

Jason Bird
Chief Financial Officer

McKinney ISD Tax Collections Quarter ended 06/30/2020

McKinney ISD tax collections for the quarter were:	\$3,603,001.19
McKinney ISD/CED tax collections for the quarter were:	\$0.00
Attorney fees collected by the county were:	\$61,300.53

Total Collections for quarter ending 06/30/2020	\$3,664,301.72
---	----------------

Cumulative Comparative Collection Status Report Quarter Ending June 30, 2020

	Qtr Ending 06/30/20	Cumulative Total 10/1/19 thru 06/30/20	As a % of levy	Collections thru 06/30/19	As a % of levy
Current Year Tax Collections	\$3,226,495.90	\$242,337,911.86	99.76%	\$239,227,709.92	99.47%
Delinquent Tax Year Collections	\$77,633.66	\$920,985.80	0.38%	\$1,276,401.14	0.53%
Total Tax Collections	\$3,304,129.56	\$243,258,897.66	100.13%	\$240,504,111.06	100.00%
Penalty and Interest	\$298,871.63	\$1,005,351.00		\$945,359.05	
Total taxes and penalty and interest	\$3,603,001.19	\$244,264,248.66		\$241,449,470.11	
Attorney Fees	\$61,300.53	\$155,002.12		\$151,683.32	
CED Tax Collections	\$0.00			\$0.00	
Other-Vehicle Inventory delinquent	\$0.00	\$0.00		\$68.68	
Total taxes, P&I, atty fees, ced	\$3,664,301.72	\$244,419,250.78		\$241,601,222.11	
Original 2019 Tax Levy		\$242,932,759.00			
Adjusted 2018 Tax Levy				\$240,504,411.00	

Levy Outstanding Status Report Quarter Ending June 30, 2020

	Current Tax Year	Delinquent Tax Years
Current Quarter		
Tax Levy CY Original/Delinq Remaining	\$6,023,070.61	\$2,531,093.92
Supplements/Adjustments	(\$74,527.91)	(\$15,237.78)
Adjusted Tax Levy	\$5,948,542.70	\$2,515,856.14
Base M&O and I&S collections	\$3,226,495.90	\$77,633.66
Write-off	\$0.00	\$0.00
Remaining Levy as of 06/30/2020	\$2,722,046.80	\$2,438,222.48
Cumulative from 10/01/19 thru 06/30/2020		
Original Tax Levy (as of 10/01/19)	\$237,452,207.47	\$3,498,602.96
Collections	\$242,337,911.86	\$920,985.80
Supplements/Adjustments	\$7,607,751.19	(\$139,394.68)
Write-off	\$0.00	\$0.00
Remaining Levy as of 06/30/2020	18 \$2,722,046.80	\$2,438,222.48

McKinney Independent School District
#1 Duvall Street, McKinney, Texas 75069

To: Board of Trustees
From: Dr. Rick McDaniel, Superintendent
Subject: Reporting of Management Fees Under Certain Cooperative Purchasing Contracts for Fiscal Year 2019-2020 as Required by HB273
Date: August 25, 2020

.....

In the state of Texas, HB 273 requires school districts to prepare an annual report for their Board of Trustees indicating any management or administrative fees that the district pays to purchasing cooperatives.

Impact Statement: N/A

It is recommended: No Action Required

Resource Person(s): B.B. Biering, Director of Purchasing

Respectfully submitted,

Dr. Rick McDaniel, Ed. D.
Superintendent

Jason Bird
Chief Financial Officer

**REPORTING OF MANAGEMENT FEES
UNDER CERTAIN COOPERATIVE PURCHASING CONTRACTS
FOR FISCAL YEAR 2019-2020 AS REQUIRED BY HB 273**

EXPLANATION:

In the state of Texas, HB 273 requires school districts to prepare an annual report for their Board of Trustees indicating any management or administrative fees that the district pays to purchasing cooperatives

**Cooperative Fees Paid by McKinney ISD
Fiscal Year 2019-2020**

COOP NAME	MANAGEMENT FEES	CONTRACT RELATED FEES	PURPOSE
Educational Purchasing Cooperative of North Texas (EPCNT)	\$ 100.00	\$ -	Annual Participation Fee
State of Texas Cooperative Purchasing Program	\$ 100.00	\$ -	Annual Participation Fee
Total Fees			\$ 200.00

Other Cooperatives - No Fees

- 1 Government Procurement Alliance (1GPA)
- BuyBoard Cooperative Purchasing
- Choice Partners (Harris County Department of Education)
- Collin County Governmental Purchasing Forum (CCGPF)
- Cooperative Purchasing Venture (CPV)
- E & I Cooperative Services
- Houston Galveston Area Council (HGAC)
- MiCTA
- National Cooperative Purchasing Alliance (NCPA)
- National Purchasing Partners (NPPGov)
- Omnia (formerly, TCPN/National IPA/US Communities)
- Purchasing Association of Cooperative Entities (PACE)
- Region 10 ESC
- Sourcewell (formerly NJPA)
- Tarrant County Cooperative Purchasing Program
- TASB Cooperative (Energy & Transportaiton Fuel Pool)
- Texbuy
- The Interlocal Purchasing System (TIPS/TAPS)

McKinney Independent School District
#1 Duvall Street, McKinney, Texas 75069

To: Board of Trustees
From: Rick McDaniel, Superintendent
Subject: Resolution for Corporate Authorization for American National Bank
Date: August 25, 2020

.....

Since the board officers have changed, our depository, American National Bank, requires the Board to pass a resolution stating which individuals have authorization to conduct banking business.

Impact Statement: No impact

It is recommended: That the board approves the resolution for corporate authorization.

Resource Person(s): Jason Bird, Marlene Harbeson and Fran Pritchard

Respectfully submitted,

Rick McDaniel, Ed. D.
Superintendent

Jason Bird
Chief Financial Officer

3110006917
3110006925

CORPORATE AUTHORIZATION RESOLUTION

The American National Bank of Texas
McKinney Banking Center
2851 S Central Expressway
McKinney, TX 75069

By: McKinney ISD
Interest & Bonded Fund
1 Duvall St
McKinney TX 75069-3210

Referred to in this document as "Financial Institution"

Referred to in this document as "Corporation"

I, Maria McKinzie, certify that I am Secretary (clerk) of the above named corporation organized under the laws of Texas, Federal Employer I.D. Number 75-6002032, engaged in business under the trade name of McKinney ISD, and that the resolutions on this document are a correct copy of the resolutions adopted at a meeting of the Board of Directors of the Corporation duly and properly called and held on 06/23/20 (date). These resolutions appear in the minutes of this meeting and have not been rescinded or modified.

AGENTS Any agent listed below, subject to any written limitations, is authorized to exercise the powers granted as indicated below:

Name and Title or Position	Signature	Facsimile Signature (if used)
A. <u>Rick McDaniel - Superintendent</u>	X	X
B. <u>Fran Pritchard - Signer</u>	X	X
C. <u>Marlene Harbeson - Signer</u>	X	X
D. <u>Amy Dankel - President</u>	X	X
E. <u>Maria McKinzie - Secretary</u>	X	X
F. <u>Jason Bird - CFO</u>	X	X

POWERS GRANTED (Attach one or more Agents to each power by placing the letter corresponding to their name in the area before each power. Following each power indicate the number of Agent signatures required to exercise the power.)

Indicate A, B, C, D, E, and/or F	Description of Power	Indicate number of signatures required
	(1) Exercise all of the powers listed in this resolution.	
<u>ABCF</u>	(2) Open any deposit or share account(s) in the name of the Corporation.	<u>1</u>
<u>ABCDEF</u>	(3) Endorse checks and orders for the payment of money or otherwise withdraw or transfer funds on deposit with this Financial Institution.	<u>2</u>
<u>AF</u>	(4) Borrow money on behalf and in the name of the Corporation, sign, execute and deliver promissory notes or other evidences of indebtedness.	<u>1</u>
<u>AF</u>	(5) Endorse, assign, transfer, mortgage or pledge bills receivable, warehouse receipts, bills of lading, stocks, bonds, real estate or other property now owned or hereafter owned or acquired by the Corporation as security for sums borrowed, and to discount the same, unconditionally guarantee payment of all bills received, negotiated or discounted and to waive demand, presentment, protest, notice of protest and notice of non-payment.	<u>1</u>
<u>ABCF</u>	(6) Enter into a written lease for the purpose of renting, maintaining, accessing and terminating a Safe Deposit Box in this Financial Institution.	<u>1</u>
	(7) Other _____	

LIMITATIONS ON POWERS The following are the Corporation's express limitations on the powers granted under this resolution.

EFFECT ON PREVIOUS RESOLUTIONS This resolution supersedes resolution dated _____. If not completed, all resolutions remain in effect.

CERTIFICATION OF AUTHORITY

I further certify that the Board of Directors of the Corporation has, and at the time of adoption of this resolution had, full power and lawful authority to adopt the resolutions on page 2 and to confer the powers granted above to the persons named who have full power and lawful authority to exercise the same. (Apply seal below where appropriate.)

If checked, the Corporation is a non-profit corporation.

In Witness Whereof, I have subscribed my name to this document and affixed the seal of the Corporation on _____ (date).

Attest by One Other Officer

Secretary

RESOLUTIONS

The Corporation named on this resolution resolves that,

- (1) The Financial Institution is designated as a depository for the funds of the Corporation and to provide other financial accommodations indicated in this resolution.
- (2) This resolution shall continue to have effect until express written notice of its rescission or modification has been received and recorded by the Financial Institution. Any and all prior resolutions adopted by the Board of Directors of the Corporation and certified to the Financial Institution as governing the operation of this corporation's account(s), are in full force and effect, until the Financial Institution receives and acknowledges an express written notice of its revocation, modification or replacement. Any revocation, modification or replacement of a resolution must be accompanied by documentation, satisfactory to the Financial Institution, establishing the authority for the changes.
- (3) The signature of an Agent on this resolution is conclusive evidence of their authority to act on behalf of the Corporation. Any Agent, so long as they act in a representative capacity as agents of the Corporation, is authorized to make any and all other contracts, agreements, stipulations and orders which they may deem advisable for the effective exercise of the powers indicated on page one, from time to time with the Financial Institution, subject to any restrictions on this resolution or otherwise agreed to in writing.
- (4) All transactions, if any, with respect to any deposits, withdrawals, rediscounts and borrowings by or on behalf of the Corporation with the Financial Institution prior to the adoption of this resolution are hereby ratified, approved and confirmed.
- (5) The Corporation agrees to the terms and conditions of any account agreement, properly opened by any Agent of the Corporation. The Corporation authorizes the Financial Institution, at any time, to charge the Corporation for all checks, drafts, or other orders, for the payment of money, that are drawn on the Financial Institution, so long as they contain the required number of signatures for this purpose.
- (6) The Corporation acknowledges and agrees that the Financial Institution may furnish at its discretion automated access devices to Agents of the Corporation to facilitate those powers authorized by this resolution or other resolutions in effect at the time of issuance. The term "automated access device" includes, but is not limited to, credit cards, automated teller machines (ATM), and debit cards.
- (7) The Corporation acknowledges and agrees that the Financial Institution may rely on alternative signature and verification codes issued to or obtained from the Agent named on this resolution. The term "alternative signature and verification codes" includes, but is not limited to, facsimile signatures on file with the Financial Institution, personal identification numbers (PIN), and digital signatures. If a facsimile signature specimen has been provided on this resolution, (or that are filed separately by the Corporation with the Financial Institution from time to time) the Financial Institution is authorized to treat the facsimile signature as the signature of the Agent(s) regardless of by whom or by what means the facsimile signature may have been affixed so long as it resembles the facsimile signature specimen on file. The Corporation authorizes each Agent to have custody of the Corporation's private key used to create a digital signature and to request issuance of a certificate listing the corresponding public key. The Financial Institution shall have no responsibility or liability for unauthorized use of alternative signature and verification codes unless otherwise agreed in writing.

FOR FINANCIAL INSTITUTION USE ONLY

Acknowledged and received on _____ (date) by _____ (initials) This resolution is superseded by resolution dated _____ .

Comments:

McKinney Independent School District
#1 Duvall Street, McKinney, Texas 75069

To: Board of Trustees
From: Rick McDaniel, Superintendent
Subject: Resolution Regarding Wage Payments during Emergency School Closings
Date: August 25, 2020

.....
The attached Resolution allows for continued payment to all employees during Emergency School Closings.

Impact Statement:

It is recommended: That the board approves the Resolution as presented.

Resource Person(s): Jason Bird

Respectfully submitted,

Rick McDaniel, Ed. D.
Superintendent

Jason Bird
Chief Financial Officer

**Resolution of the Board Regarding Wage Payments
during Emergency School Closings**

WHEREAS, the Board is authorized by Texas Education Code section 45.105 to expend funds of McKinney Independent School District for purposes necessary in the conduct of the public schools as determined by the Board;

WHEREAS, the Board acknowledges that during an emergency closing, District employees are instructed to work from home or on-site;

WHEREAS, the Board finds that a need exists to address wage payments for employees who are working from home or on-site;

WHEREAS, the Board determines that employees who are instructed to work from home or on-site may suffer a loss of pay if the District is closed; and

WHEREAS, the Board concludes that continuing wage payments to all regular employees—contractual and non-contractual, salaried and non-salaried—who suffer a loss in pay due to an emergency closing serves the public purposes of maintaining morale, reducing turnover, and ensuring continuity of District staffing when schools reopen;

NOW, THEREFORE, BE IT RESOLVED that the Board of Trustees of McKinney Independent School District authorizes continued wage payments to all employees—contractual and non-contractual, salaried and non-salaried—who are instructed to work from home or on-site during an emergency closing.

The authority granted by this resolution to continue wage payments to all employees is effective for a closure with a maximum duration through December 31, 2020 unless the Board takes action to authorize payment for a longer duration.

Adopted this 25th day of August, 2020, by the Board of Trustees

President

Secretary

McKinney Independent School District
#1 Duvall Street, McKinney, Texas 75069

To: Board of Trustees
From: Rick McDaniel, Superintendent
Subject: Agreement for the Purchase of Attendance Credits

Date: August 25, 2020

.....
MISD will continue to be a Chapter 49 (previously Chapter 41) (Recapture) district in the 20-21 school year. MISD must submit an agreement to Purchase Attendance Credits (attached) from Texas Education Agency (TEA) so that Recapture can be paid. An election must be conducted in May 2021. The required election previously scheduled for May 2020 was waived for 1 year due to Covid-19.

Impact Statement: MISD estimates that the 20-21 Purchase of Attendance Credits (Recapture) at \$1.63 million. The actual amount will not be determined until the 20-21 year is complete.

It is recommended: For the 20-21 school year, we delegate contractual authority to obligate the school district under Texas Education Code (TEC) §11.1511(c)(4) to the Superintendent or designee, solely for the purpose of obligating the district under TEC, Chapter 48, Subchapters F, the rules adopted by the commissioner of education has authorized under TEC, 48.257(c). This includes approval of the *Agreement for the Purchase of Attendance Credits*.

Resource Person(s): Jason Bird and Marlene Harbeson

Respectfully submitted,

Rick McDaniel, Ed. D.
Superintendent

Jason Bird
Chief Financial Officer

Agreement for the Purchase of Attendance Credit

This agreement is entered into pursuant to the Texas Education Code (TEC), Chapter 49, Subchapters A and D, and rules adopted by the commissioner of education as authorized by the TEC, §49.006. The purpose of this agreement is to enable the district to reduce its local revenue level to a level not to exceed the level established under TEC, §48.257 for the school year.

The school year to which this agreement applies is 2020-21 (the "school year").

The agreement is for McKinney Independent School District ("the district"), with a county-district number of 043907, to purchase attendance credit from the state for the school year.

This agreement is subject to the approval of the voters of the district as provided by the TEC, §49.156. The board of trustees of the district agrees to submit to the commissioner of education, on request, a certified copy of the board minutes showing the canvass of the election.

Initial payments will be based on the commissioner's estimate of the total cost of credit as determined under TEC, §49.153, using the district's projected maintenance and operations tax revenue that exceeds the level established under TEC, §48.257 for the school year. The district agrees to make the payments in accordance with the schedule specified in the TEC, §49.154.

The total cost of credit will be determined by the commissioner in accordance with the TEC, §49.153, when final data on the district's maintenance and operations tax revenue that exceeds the level established under TEC, §48.257 for the school year is available. If that amount is less than the amount paid by the district through August 15 of the school year, the difference will be refunded. If that amount is greater than the amount paid, the district shall remit an amount equal to the difference for deposit in the state treasury to be used for the Foundation School Program.

The cost of purchased attendance credit will be reduced for county appraisal district costs. The reduction will be computed in accordance with the TEC, §49.157. If the reduction exceeds the cost for the school year, the difference will be carried forward and applied to each subsequent year's cost until the total amount of the reduction has been exhausted.

Signature of President, Board of Trustees

Date: _____

Signature of Secretary, Board of Trustees

Date: _____

Signature of Superintendent

Date:

Typed Name of Superintendent

Date:

Signature of Commissioner of Education or Designee

McKinney Independent School District
#1 Duvall Street, McKinney, Texas 75069

To: Board of Trustees
From: Rick McDaniel, Superintendent
Subject: Resolution declaring an approximate 15.06 acre tract of land and an approximate 1.92 acre tract of land as surplus
Date: August 25, 2020

.....

MISD currently owns an approximate 15.06 acre tract of land and an approximate 1.92 acre tract of land that were purchased as part of the Cockrill MS and surrounding land purchases. The acreage(s) are not utilized for educational purposes and is surplus property.

Attached is a resolution declaring the properties as surplus.

Impact Statement: Properties can be offered for sale if declared as surplus.

It is recommended: The Board approve the resolution declaring the 15.06 acres tract of land and 1.92 acres tract of land as surplus as presented.

Resource Person(s): Greg Suttle and Jason Bird

Respectfully submitted,

Rick McDaniel, Ed. D.
Superintendent

Jason Bird
Chief Financial Officer

MCKINNEY INDEPENDENT SCHOOL DISTRICT

**A RESOLUTION OF THE BOARD OF TRUSTEES OF THE
MCKINNEY INDEPENDENT SCHOOL DISTRICT DECLARING AN
APPROXIMATE 15.06 ACRE TRACT LOCATED NEAR SOUTHWEST
CORNER OF U.S. HIGHWAY 380 AND BOIS D’ARC ROAD AND
APPROXIMATE 1.92 ACRE TRACT LOCATED SOUTHEAST CORNER OF
HARDIN BLVD AND WHITE AVE, MCKINNEY, TEXAS AS SURPLUS**

WHEREAS, McKinney Independent School District (“McKinney ISD”) owns an approximate 15.06 acre tract near southwest corner of U.S. Highway 380 and Bois D’Arc Road and approximate 1.92 acre tract located southeast corner of Hardin Blvd. and White Ave in McKinney, Texas (hereinafter referred to as the “Tracts”);

WHEREAS, the Board of Trustees of McKinney ISD (the “Board”) finds that the Tracts are not utilized or needed by McKinney ISD for its educational purposes and is surplus property;

**NOW, THEREFORE, BE IT RESOLVED BY THE BOARD OF TRUSTEES OF THE
MCKINNEY INDEPENDENT SCHOOL DISTRICT:**

1. The above premises are found to be true and correct and are hereby incorporated into the text of this Resolution.
2. The Board finds the Tracts are not utilized or needed by McKinney ISD for its educational purposes and is surplus property.
3. This Resolution shall become effective from and after its date of passage in accordance with the law.

PASSED AND APPROVED by the Board of Trustees of McKinney Independent School District this 25th day of August, 2020.

President
Board of Trustees
McKinney Independent School District

ATTEST:

Secretary
Board of Trustees
McKinney Independent School District

McKinney Independent School District #1 Duvall Street, McKinney, Texas 75069
--

To: Board of Trustees
From: Rick McDaniel, Superintendent
Subject: 20-21 Proposed Tax Rates
Date: August 25, 2020

.....
 State law annually requires that before taxes are levied, the Board must approve a resolution to set a tax rate. The resolution is attached.

	2019-20 Adopted	2020-21 Proposed	Change
Maintenance and Operations (M & O) Tax Rate:	\$1.06835	\$1.0547	(\$0.01365)
Interest and Sinking (I & S) Tax Rate:	<u>\$0.42000</u>	<u>\$0.4200</u>	<u>(\$0.00000)</u>
Total Tax Rate:	\$1.48835	\$1.4747	(\$0.01365)

Impact Statement: Will determine the amount of tax revenue generated which in turn will impact state funding.

It is recommended: The administration recommends approval of the attached resolution adopting the 20-21 tax rates.

Resource Person(s): Jason Bird and Marlene Harbeson

Respectfully submitted,

Rick McDaniel, Ed. D.
 Superintendent

Jason Bird
 Chief Financial Officer

MCKINNEY INDEPENDENT SCHOOL DISTRICT
Resolution Adopting 20-21 Tax Rate

WHEREAS, on June 23, 2020, the Board of Trustees of the McKinney Independent School District met in open session to hold a public meeting to discuss the Budget and Proposed Tax Rate for the 20-21 year, after which the budget was adopted, and

WHEREAS, a Tax Rate for the year 2020 is required by the provisions of Section 26.05 of the Property Tax Code, and

WHEREAS, the Total Tax Rate consist of two separate rates – a Maintenance and Operations Tax Rate (M&O) and a Debt Service Tax Rate (I&S), and

WHEREAS, due to legislative changes to the State Funding Formulas, Maintenance and Operations Tax Rate (M&O) is required to be compressed (reduced) from \$1.06835 per \$100 valuation down to \$1.0547 per \$100 valuation, and

WHEREAS, the district is maintaining the current Debt Service Tax Rate (I&S) of \$0.42 per \$100 valuation, now

IT IS HEREBY RESOLVED BY the Trustees of the McKinney Independent School District that the Tax Rate for the 20-21 year be set at a Total Tax Rate of \$1.4747 per \$100 valuation (\$1.0547 designated to Maintenance and Operations (M&O) and \$0.42 designated to Debt Service (I&S)), said actual rate being \$0.01365 per \$100 valuation **reduction** from the previous year's actual rate, and further that taxes are hereby levied on all properties now or hereinafter on the rolls of said District for the year 20-21.

Adopted this 25th day of August, 2020, by the Board of Trustees of the McKinney Independent School District

President, Board of Trustees
McKinney ISD

Secretary, Board of Trustees
McKinney ISD

McKinney Independent School District
#1 Duvall Street, McKinney, Texas 75069

To: Board of Trustees
From: Rick McDaniel, Superintendent
Subject: TASB Board of Directors in Region 10, Position D
Date: August 25, 2020

.....

The TASB Board of Directors Region 10, Position D is currently held by Kevin Carbo, Mesquite ISD. Mr. Carbo has indicated that he will be seeking re-election. The term of this position is for three years beginning at the close of the 2020 Annual TASA/TASB Convention and expiring after the TASA/TASB Convention in 2023. Mr. Carbo is running against Stephanie O'Dell, McKinney ISD, Jeff Pendill, Community ISD and Jeff Striplin, Bland ISD.

Impact Statement: N/A

It is recommended: That the Board makes a recommendation for the Region 10, Position D for the TASB Board of Directors.

Resource Person(s):

Respectfully submitted,

Rick McDaniel, Ed. D.
Superintendent



TASB ENDORSEMENT FORM

DATE: _____

Our school board endorses the candidacy of the following individual nominated to fill a position on the TASB Board of Directors.

CANDIDATE INFORMATION

NAME: _____

SCHOOL DISTRICT: _____

This endorsement was approved by our school district's board of trustees at a duly called meeting on

(Date)

Best regards,

(Signature of board president or officer)

PRINTED NAME: _____

SCHOOL DISTRICT: _____

MAILING ADDRESS: _____

CITY: _____ ZIP: _____

This form is to be used to endorse a nominated individual from a board of trustees within your TASB Region who is a timely candidate for a position on the TASB Board of Directors.

Must be received by TASB on or before AUGUST 31, 2020.

**RETURN TO: E-mail: boardcommunications@tasb.org
FAX: 512.467.3554**



TASB BOARD CANDIDATE BIOGRAPHICAL SKETCH

TODAY'S DATE: June 15, 2020 _____

NAME: Stephanie O'Dell

ADDRESS: _____

CITY: _____ ZIP: _____

BUSINESS PHONE: _____ RESIDENCE PHONE: _____

CELL PHONE: _____ FAX NUMBER (if applicable): _____

We communicate with our Board members primarily via e-mail and the Internet. Please list your preferred active email address.

E-MAIL: _____

SCHOOL DISTRICT: McKinney Independent School District

LOCAL TERM EXPIRES: May 2023 YEARS ON BOARD: 6
(Month/year)

Upon expiration of current term on your local board, will you seek reelection?

Yes No

BOARD POSITIONS HELD/DATES: Secretary 2017-18, Vice President 2019-present _____

OCCUPATION: Administrative Assistant to the Sports Minister _____

CURRENT EMPLOYER: First Baptist McKinney _____ Dates: 7/31/2017 _____

EDUCATION-HIGH SCHOOL: Austin High _____ COLLEGE: Texas A&M _____

OTHER EDUCATION: _____ DEGREES: Bachelor of Arts in Marketing _____

HOBBIES/SPECIAL INTERESTS: working on my historic house _____

BUSINESS/PROFESSIONAL/CIVIC GROUP MEMBERS (Offices held and dates): McKinney Education Foundation President 2015, McKinney Education Foundation board member 2014-2020; Baylor Hospital Board 2016-present; Valley Creek PTA President 2009; McKinney High PTO President 2012; REACH Mentor to high school students 2014-present; _____

ADDITIONAL COMMENTS (Use reverse side if additional space is required.): _____

Please attach a short bio and include a current picture in jpeg format.

Additional Comments: (Use reverse side if additional space is required.)

Bio – Stephanie O'Dell

I have lived in Texas all my life. My husband myself and my children have benefitted from public education. I have 2 daughters who have attended college successfully. Living in McKinney for 17 years, I have been actively involved in public education in some manner whether I was serving on a PTA/PTO board or volunteering at a school.

My church partners with a Title I elementary school by volunteering in the classroom, feeding teachers and mentoring. I participate in these activities as well as mentor a high school student over the last 4 years. It truly gives me joy to see teachers and students who are so proud of their efforts.

My husband and I recently bought a historic home and we both enjoy fixing it up. It is a sense of accomplishment to change a faucet, paint a room or sod a yard. And of course, I enjoy being with family and friends on my front porch.



TASB BOARD CANDIDATE BIOGRAPHICAL SKETCH

TODAY'S DATE: June 25, 2020

NAME: Kevin Carbó, Sr.

ADDRESS: [Redacted]

CITY: [Redacted] ZIP: [Redacted]

BUSINESS PHONE: [Redacted] RESIDENCE PHONE: [Redacted]

CELL PHONE: [Redacted] FAX NUMBER (if applicable):

We communicate with our Board members primarily via e-mail and the Internet. Please list your preferred active email address.

E-MAIL: [Redacted]

SCHOOL DISTRICT: Mesquite ISD

LOCAL TERM EXPIRES: 6/21 YEARS ON BOARD: 24
(Month/year)

Upon expiration of current term on your local board, will you seek reelection?

Yes No

BOARD POSITIONS HELD/DATES: President: 2002-2004, 2010. Vice President: 2000-2002, 2009, 2019. Secretary: 1998-2000, 2008, 2018.

OCCUPATION: Airfield Management Manager

CURRENT EMPLOYER: City of Dallas / Dallas Love Field Dates: 01/06/2016

EDUCATION-HIGH SCHOOL: Yes COLLEGE: Yes

OTHER EDUCATION: Six-Sigma Certification DEGREES: MBA

HOBBIES/SPECIAL INTERESTS: Bowling

BUSINESS/PROFESSIONAL/CIVIC GROUP MEMBERS (Offices held and dates): PTA (served several offices, including President, at all school levels; 1989-2015. Served on several offices, including Chair, of the National Hispanic Caucus 2002-2012. NSBA Director; 2010-2012. Served on several offices, including Chair, on the TASB Risk Management Board from 2002-2012. Served on several offices, including President, of the NTAASB. Keep Mesquite Beautiful board member and President from 2000-2008. President of Several sports leagues and associations from 1992 to Present.

ADDITIONAL COMMENTS (Use reverse side if additional space is required.): I was involved in Youth Sport for many years (1991-2010). I have served as Keynote speaker for the ROTC, Concilio and other civic organizations.

Please attach a short bio and include a current picture in jpeg format.

Additional Comments: (Use reverse side if additional space is required.)

Kevin Carbó was born in New York. He grew up in Puerto Rico and was a High School Basketball coach and won a state championship at the age of 20. He moved to Texas in 1984 and completed a bachelor's in Finance from Dallas Baptist University and an MBA from the University of Dallas. Kevin has worked as a manager in the banking and insurance industries. Presently he is a Manager II for the City of Dallas working at Dallas Love Field.

Kevin was the Chair of the National Hispanic Caucus; he sat on the board of Directors for the National Association of Latino Elected Officials, and was a Director on the National School Board Associations board. He has been on his local school board since 1996.

Kevin's enjoys serving his department employees as he provides coaching and mentoring. He believes in his employees' welfare. "I care about the employees because if you take care of your employees, they will take care of the customers". Kevin and [REDACTED] have been married 38 years and have two children [REDACTED] and six grandchildren.



TASB BOARD CANDIDATE BIOGRAPHICAL SKETCH

TODAY'S DATE:

NAME: Jeff Pendill

ADDRESS: [REDACTED]

CITY: [REDACTED] ZIP: [REDACTED]

BUSINESS PHONE: [REDACTED] RESIDENCE PHONE: [REDACTED]

CELL PHONE: [REDACTED] FAX NUMBER (if applicable): [REDACTED]

We communicate with our Board members primarily via e-mail and the Internet. Please list your preferred active email address.

E-MAIL: [REDACTED]

SCHOOL DISTRICT: Community 1SD

LOCAL TERM EXPIRES: May 2021 YEARS ON BOARD: 7
(Month/year)

Upon expiration of current term on your local board, will you seek reelection?

Yes No

BOARD POSITIONS HELD/DATES: Place 1 since 2013

OCCUPATION: IT Project Manager

CURRENT EMPLOYER: [REDACTED] Dates: 6/23/2020

EDUCATION-HIGH SCHOOL: Community 1SD COLLEGE:

OTHER EDUCATION: [REDACTED] DEGREES:

HOBBIES/SPECIAL INTERESTS: Sports, Kids

BUSINESS/PROFESSIONAL/CIVIC GROUP MEMBERS (Offices held and dates):

ADDITIONAL COMMENTS (Use reverse side if additional space is required.):

LTASB-2018

Please attach a short bio and include a current picture in jpeg format.

Additional Comments: (Use reverse side if additional space is required.)

Board Secretary and Master Trustee Jeff Pendill

Place 1 is currently held by Secretary Member Jeff Pendill. Mr. Pendill has been a member of the Community ISD Board of Trustees since 2013. IN July 2018, Mr. Pendill earned the designation of Master Trustee upon completion of Leadership TASB, a program sponsored by the Texas Association of School Boards (TASB).

Mr. Pendill is a 1989 graduate of Community High School and he works at JCPenney for 17+ years as a Systems Manager.

Jeff Pendill's goal, as a member of CISD Board of Trustees, is to see that an environment of education and personal growth for Excellence is a standard not a goal for all our students and staff. This can be accomplished by the personnel that are hired and staying on top of technical advances in the industry.

Link to his Bio and videos on our website

<https://www.communityisd.org/Page/82>



TASB BOARD CANDIDATE BIOGRAPHICAL SKETCH

TODAY'S DATE: June 20, 2020

NAME: Jeff Striplin

ADDRESS: [REDACTED]

CITY: [REDACTED] ZIP: [REDACTED]

BUSINESS PHONE: [REDACTED] RESIDENCE PHONE: [REDACTED]

CELL PHONE: [REDACTED] FAX NUMBER (if applicable): _____

We communicate with our Board members primarily via e-mail and the Internet. Please list your preferred active email address.

E-MAIL: [REDACTED]

SCHOOL DISTRICT: Bland ISD

LOCAL TERM EXPIRES: November/2020 YEARS ON BOARD: 10
(Month/year)

Upon expiration of current term on your local board, will you seek reelection?

Yes X No _____

BOARD POSITIONS HELD/DATES: Secretary 2012 to Current

OCCUPATION: Water Treatment Plant Manager

CURRENT EMPLOYER: North Texas Municipal Water District Dates: 1995 to Present

EDUCATION-HIGH SCHOOL: Bland ISD COLLEGE: NA

OTHER EDUCATION: Certified Instructor DEGREES: Certification in municipal communications

HOBBIES/SPECIAL INTERESTS :Ranching, finance and business

BUSINESS/PROFESSIONAL/CIVIC GROUP MEMBERS (Offices held and dates): _____


Refer to questionnaire

ADDITIONAL COMMENTS (Use reverse side if additional space is required.): _____

Refer to bio and questionnaire

Please attach a short bio and include a current picture in jpeg format.

Additional Comments: (Use reverse side if additional space is required.)


6-20-2020

Jeff Striplin



P.O. Box 97 Merit Tx, 75458
(903) 217-4342
jeff.striplin@board.blandisd.org

June 20, 2020

To whom it may concern,

My name is Jeff Striplin and I am interested in being a candidate for the TASB board of directors.


I have been married to my wife [REDACTED] for nearly 26 years and we have two teenaged children, [REDACTED]. [REDACTED] is a teacher's aide at Bland ISD in Merit Texas, I am the Water Treatment Plant Manager for North Texas Municipal Water District in Wylie Texas. We live on a small ranch in Hunt County where we raise dairy replacement heifers and club lambs, we also run a cow-calf and stocker calf operation.

I have always believed in giving back to my community, I have found the best way of doing this was and is to serve on the board of trustees of my local school district. I soon realized public education had tough issues facing it, needing strong leadership both at and past the local level, I have dedicated myself to giving back to public education as a whole by taking on extra training, serving as a voting delegate at the TASB assembly, attending grassroots meetings and becoming a LAC member. I have the passion and love for public education that would make me a strong board member for TASB.

Aside from serving public education I am also actively engaged in several other organizations and associations. Through involvement in these other areas I have gained experience and knowledge in finance, governance, policy development and strategic planning.

Best regards,

Jeff Striplin



6-20-2020



McKinney ISD



For the Fiscal Year Ended

June 30, 2020

Report Name

Certification Page

Executive Summary

Benchmark Comparison

Detail of Security Holdings

Change in Value

Earned Income

Investment Transactions

Amortization and Accretion

Projected Fixed Income Cash Flows

MARKET RECAP - JUNE 2020:

Last month in our summary for May we wrote, “Phrases such as the “steepest decline ever” and the “worst in history” will apply to almost every piece of April economic data.” The opposite will be true for June as the economic reopening that started in May resulted in significant rebounds that in many cases were the “biggest gain in history.” We would, however, caution readers not to put too much stock into the big jumps in the monthly data as things had gotten so bad in April and May they just had to get better. And, despite the improvement evident in much of the economic data, we are nowhere near the levels that prevailed prior to the COVID-19 mandated shutdowns. The employment data is the most obvious place to start as non-farm payrolls grew by a stunning 2.5 million in May. The largest monthly gain in the history of this series going back to 1939 wildly surpassed the consensus forecast for a loss of 7.5 million jobs, and yet was only a tenth of the 22 million jobs lost in March and April. The unemployment rate, expected to climb to 19%, actually declined to 13.3%. The ISM surveys perked up as well with the manufacturing index climbing from 41.5 to 43.1 and the non-manufacturing index from 41.8 to 45.4. While both readings still indicated contraction, the improvement was viewed as a signal that the worst was behind us. Auto sales also topped expectations, rebounding from April’s pitiful 8.6 million unit annual pace to 12.2 million. Consumer spending came roaring back in May, too, no doubt reflecting some pent up demand as consumers emerged en masse from the nationwide lockout and began spending at a furious pace. Sales surged +17.7% during May after a revised -14.7% April decline. Spending was brisk across all categories as it appears the government’s response to the crisis has helped support consumer spending. Housing data for May was mixed as existing homes sales fell -9.7% to the lowest level since October 2010. However, since existing sales are measured at closing this data is more reflective of activity during March and April, when many buyers and sellers were in lockdown. By contrast, new home sales are measured when the contracts are signed and they climbed 16.6% during May.

The improving trend in economic data was countered in the later part of June by worrisome trends in COVID-19 data as states that had reopened to great fanfare around Memorial Day saw a dramatic surge in cases. Texas, Florida, and Arizona were hard hit, forcing renewed restrictions and closures as the Fourth of July holiday approached.

Equity markets focused on the positives and extended their rally, with the Dow Jones Industrial Average climbing +1.7% and the S&P 500 gaining +1.8% in June. The Nasdaq composite rose a remarkable +6%, hit a new record high, and is up +12.1% year-to-date as technology stocks have been a beneficiary of the stay at home economy. Bond markets were stable with slight declines of 1-2 basis points in yield across most tenors. The two-year T-note yield closed June at 0.15%, while both the three-year and five-year T-notes set record lows at 0.17% and 0.27% respectively on June 29th. The short end of the yield curve is likely to be anchored by Fed policy for years to come. All in all, it appears the recovery has begun in earnest, but it also appears likely that the path won’t be smooth and the outlook is still very much dependent on the path of the virus.

For the Fiscal Year Ended
June 30, 2020

This report is prepared for the **McKinney ISD** (the "Entity") in accordance with Chapter 2256 of the Texas Public Funds Investment Act ("PFIA"). Section 2256.023(a) of the PFIA states that: "Not less than quarterly, the investment officer shall prepare and submit to the governing body of the entity a written report of the investment transactions for all funds covered by this chapter for the preceding reporting period." This report is signed by the Entity's investment officers and includes the disclosures required in the PFIA. To the extent possible, market prices have been obtained from independent pricing sources.

The investment portfolio complied with the PFIA and the Entity's approved Investment Policy and Strategy throughout the period. All investment transactions made in the portfolio during this period were made on behalf of the Entity and were made in full compliance with the PFIA and the approved Investment Policy.

Officer Names and Titles:

Name: Jason Bird

Title: Chief Financial Officer

Name: Marlene Harbeson

Title: Executive Director of Finance

Name: Fran Pritchard

Title: Budget/Cash Manager

Name: Scott McIntyre

Title: Hilltop Securities Asset Management

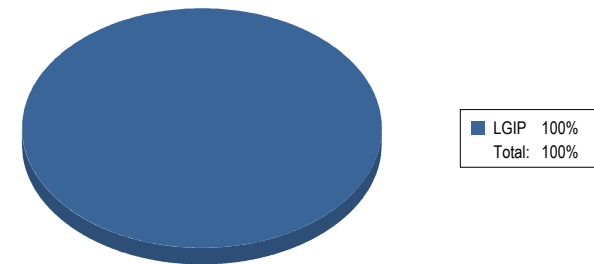
Account Summary

Allocation by Security Type

Beginning Values as of 06/30/19

Ending Values as of 06/30/20

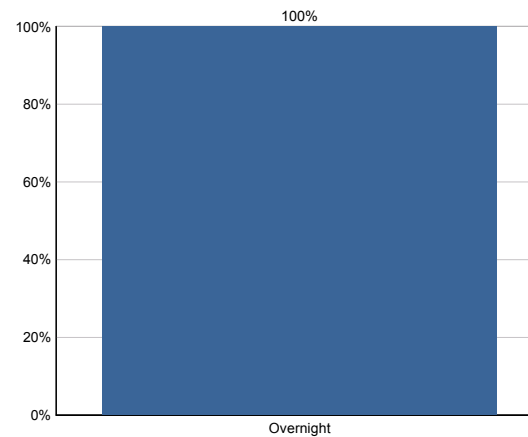
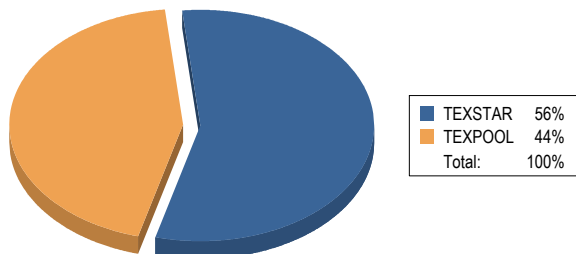
Par Value	258,069,866.51	229,342,852.67
Market Value	258,069,866.51	229,342,852.67
Book Value	258,069,866.51	229,342,852.67
Unrealized Gain/(Loss)	0.00	0.00
Market Value %	100.00%	100.00%
Weighted Avg. YTW	2.380%	0.206%
Weighted Avg. YTM	2.380%	0.206%



Allocation by Issuer

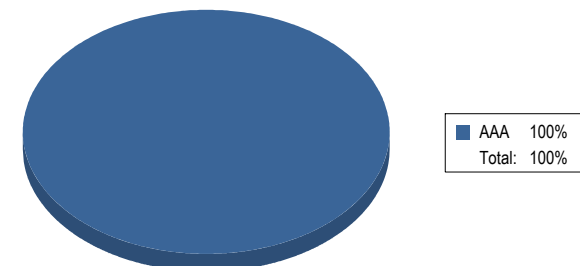
Maturity Distribution %

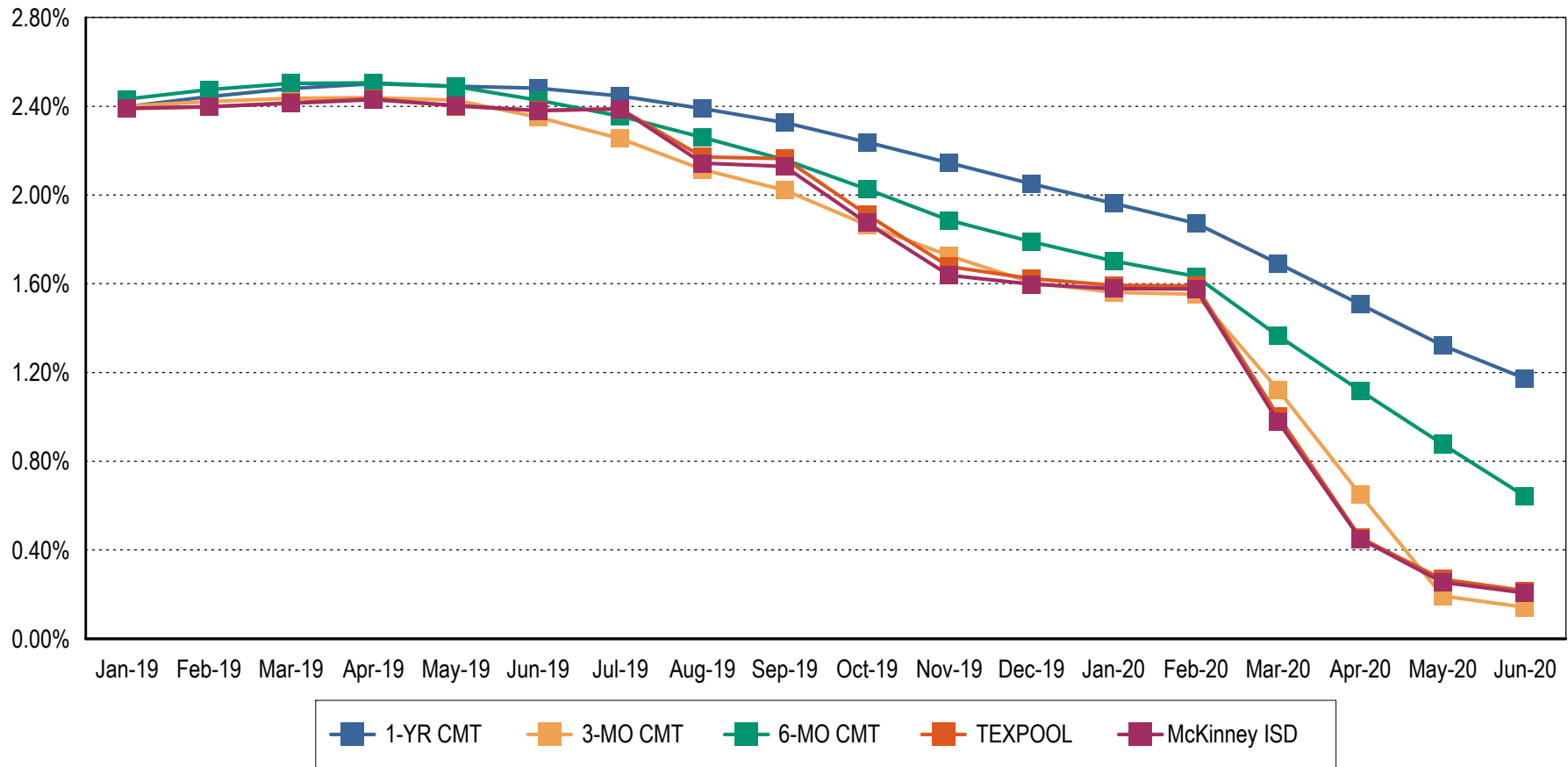
Credit Quality



Weighted Average Days to Maturity: 1

46





Note 1: CMT stands for Constant Maturity Treasury. This data is published in Federal Reserve Statistical Release H.15 and represents an average of all actively traded Treasury securities having that time remaining until maturity. This is a standard industry benchmark for Treasury securities. The CMT benchmarks are moving averages. The 3-month CMT is the daily average for the previous 3 months, the 6-month CMT is the daily average for the previous 6 months, and the 1-year and 2-year CMT's are the daily averages for the previous 12-months.

Note 2: Benchmark data for TexPool is the monthly average yield.

CUSIP	Settle Date	Sec. Type	Sec. Description	CPN	Mty Date	Next Call	Call Type	Par Value	Purch Price	Orig Cost	Book Value	Mkt Price	Market Value	Days to Mty	Days to Call	YTM	YTW
2017 Series Bonds																	
TEXSTAR		LGIP	TexSTAR					6,585,606.00	100.000	6,585,606.00	6,585,606.00	100.000	6,585,606.00	1		0.197	0.197
Total for 2017 Series Bonds								6,585,606.00	100.000	6,585,606.00	6,585,606.00	100.000	6,585,606.00	1		0.197	0.197
2018 Series Bonds																	
TEXSTAR		LGIP	TexSTAR					47,016,258.42	100.000	47,016,258.42	47,016,258.42	100.000	47,016,258.42	1		0.197	0.197
Total for 2018 Series Bonds								47,016,258.42	100.000	47,016,258.42	47,016,258.42	100.000	47,016,258.42	1		0.197	0.197
2019 Series Bonds																	
TEXSTAR		LGIP	TexSTAR					3,536,011.53	100.000	3,536,011.53	3,536,011.53	100.000	3,536,011.53	1		0.197	0.197
Total for 2019 Series Bonds								3,536,011.53	100.000	3,536,011.53	3,536,011.53	100.000	3,536,011.53	1		0.197	0.197
General Operating																	
TEXPOOL		LGIP	TexPool					74,913,447.00	100.000	74,913,447.00	74,913,447.00	100.000	74,913,447.00	1		0.216	0.216
TEXSTAR		LGIP	TexSTAR					68,885,283.98	100.000	68,885,283.98	68,885,283.98	100.000	68,885,283.98	1		0.197	0.197
Total for General Operating								143,798,730.98	100.000	143,798,730.98	143,798,730.98	100.000	143,798,730.98	1		0.207	0.207
Interest & Bonded Debt																	
TEXPOOL		LGIP	TexPool					26,440,869.04	100.000	26,440,869.04	26,440,869.04	100.000	26,440,869.04	1		0.216	0.216
TEXSTAR		LGIP	TexSTAR					1,965,376.70	100.000	1,965,376.70	1,965,376.70	100.000	1,965,376.70	1		0.197	0.197
Total for Interest & Bonded Debt								28,406,245.74	100.000	28,406,245.74	28,406,245.74	100.000	28,406,245.74	1		0.215	0.215
Total for McKinney ISD								229,342,852.67	100.000	229,342,852.67	229,342,852.67	100.000	229,342,852.67	1		0.206	0.206

CUSIP	Security Type	Security Description	06/30/19 Book Value	Cost of Purchases	Maturities / Calls / Sales	Amortization / Accretion	Realized Gain/(Loss)	06/30/20 Book Value	06/30/19 Market Value	06/30/20 Market Value	Change in Mkt Value
2016 Series Bonds											
TEXSTAR	LGIP	TexSTAR	0.00	0.00	0.00	0.00	0.00	0.00	0.00	0.00	0.00
Total for 2016 Series Bonds			0.00	0.00	0.00	0.00	0.00	0.00	0.00	0.00	0.00
2017 Series Bonds											
TEXSTAR	LGIP	TexSTAR	52,135,921.20	0.00	(45,550,315.20)	0.00	0.00	6,585,606.00	52,135,921.20	6,585,606.00	(45,550,315.20)
Total for 2017 Series Bonds			52,135,921.20	0.00	(45,550,315.20)	0.00	0.00	6,585,606.00	52,135,921.20	6,585,606.00	(45,550,315.20)
2018 Series Bonds											
TEXSTAR	LGIP	TexSTAR	46,367,568.07	648,690.35	0.00	0.00	0.00	47,016,258.42	46,367,568.07	47,016,258.42	648,690.35
Total for 2018 Series Bonds			46,367,568.07	648,690.35	0.00	0.00	0.00	47,016,258.42	46,367,568.07	47,016,258.42	648,690.35
2019 Series Bonds											
TEXSTAR	LGIP	TexSTAR	0.00	3,536,011.55	0.00	0.00	0.00	3,536,011.53	0.00	3,536,011.53	3,536,011.53
Total for 2019 Series Bonds			0.00	3,536,011.55	0.00	0.00	0.00	3,536,011.53	0.00	3,536,011.53	3,536,011.53
General Operating											
TEXPOOL	LGIP	TexPool	87,297,500.75	103,453,541.12	(115,837,594.87)	0.00	0.00	74,913,447.00	87,297,500.75	74,913,447.00	(12,384,053.75)
TEXSTAR	LGIP	TexSTAR	44,211,635.58	40,538,893.31	(15,865,244.91)	0.00	0.00	68,885,283.98	44,211,635.58	68,885,283.98	24,673,648.40
Total for General Operating			131,509,136.33	143,992,434.43	(131,702,839.78)	0.00	0.00	143,798,730.98	131,509,136.33	143,798,730.98	12,289,594.65
Interest & Bonded Debt											
TEXPOOL	LGIP	TexPool	26,149,912.06	60,642,538.43	(60,351,581.45)	0.00	0.00	26,440,869.04	26,149,912.06	26,440,869.04	290,956.98
TEXSTAR	LGIP	TexSTAR	1,907,328.85	58,047.85	0.00	0.00	0.00	1,965,376.70	1,907,328.85	1,965,376.70	58,047.85
Total for Interest & Bonded Debt			28,057,240.91	60,700,586.28	(60,351,581.45)	0.00	0.00	28,406,245.74	28,057,240.91	28,406,245.74	349,004.83



McKinney ISD
Change in Value
From 06/30/2019 to 06/30/2020

CUSIP	Security Type	Security Description	06/30/19 Book Value	Cost of Purchases	Maturities / Calls / Sales	Amortization / Accretion	Realized Gain/(Loss)	06/30/20 Book Value	06/30/19 Market Value	06/30/20 Market Value	Change in Mkt Value
Total for McKinney ISD			258,069,866.51	208,877,722.61	(237,604,736.43)	0.00	0.00	229,342,852.67	258,069,866.51	229,342,852.67	(28,727,013.84)

CUSIP	Security Type	Security Description	Beg. Accrued	Interest Earned	Interest Rec'd / Sold / Matured	Interest Purchased	Ending Accrued	Disc Accr / Prem Amort	Net Income
2016 Series Bonds									
Total for 2016 Series Bonds			0.00	0.00	0.00	0.00	0.00	0.00	0.00
2017 Series Bonds									
TEXSTAR	LGIP	TexSTAR	0.00	491,820.41	491,820.41	0.00	0.00	0.00	491,820.41
Total for 2017 Series Bonds			0.00	491,820.41	491,820.41	0.00	0.00	0.00	491,820.41
2018 Series Bonds									
TEXSTAR	LGIP	TexSTAR	0.00	648,690.35	648,690.35	0.00	0.00	0.00	648,690.35
Total for 2018 Series Bonds			0.00	648,690.35	648,690.35	0.00	0.00	0.00	648,690.35
2019 Series Bonds									
TEXSTAR	LGIP	TexSTAR	0.00	36,011.53	36,011.53	0.00	0.00	0.00	36,011.53
Total for 2019 Series Bonds			0.00	36,011.53	36,011.53	0.00	0.00	0.00	36,011.53
General Operating									
TEXPOOL	LGIP	TexPool	0.00	1,218,782.33	1,218,782.33	0.00	0.00	0.00	1,218,782.33
TEXSTAR	LGIP	TexSTAR	0.00	700,520.83	700,520.83	0.00	0.00	0.00	700,520.83
Total for General Operating			0.00	1,919,303.16	1,919,303.16	0.00	0.00	0.00	1,919,303.16
Interest & Bonded Debt									
TEXPOOL	LGIP	TexPool	0.00	355,423.02	355,423.02	0.00	0.00	0.00	355,423.02
TEXSTAR	LGIP	TexSTAR	0.00	58,046.99	58,046.99	0.00	0.00	0.00	58,046.99
Total for Interest & Bonded Debt			0.00	413,470.01	413,470.01	0.00	0.00	0.00	413,470.01
Total for McKinney ISD			0.00	3,509,295.46	3,509,295.46	0.00	0.00	0.00	3,509,295.46

**DONATIONS
LESS THAN \$5,000
JULY 2020**

To:	From:	Purpose:	Cash Received:	Supply/ Equipment Value:
Partners In Education	McKinney Chicken Salad Chick	July Summer Leadership Retreat		\$150.00
Partners In Education	Dillas Quesadillas	July Summer Leadership Retreat		\$120.00
Partners In Education	Choctaw Nation of Oklahoma	July Summer Leadership Retreat		\$350.00
Lawson	Christopher Lenczycki	Campus Enrichment	\$1,000.00	
Minshew	David & Adrienne Wilson	Field Trips	\$1,000.00	
Lawson	Kat Kronenberg	Books		\$50.00
Lawson	Campus Enrichment	Texas Instruments Foundation	\$1,000.00	
McKinney North	McKinney North PTSO	First in Family Scholarship	\$1,000.00	
MHS JROTC	Gary Shackleton	Activities	\$700.00	
Total donations under \$5,000 July 2020			\$4,700.00	\$520.00

2016 Bond Report

July 2020 (August Board Meeting 2020)

Source	Budget	Received	Remaining
Bonds Issued (2000 Series)	12,500,000	12,500,000	0
Bonds Issued (2016 Series)	220,000,000	216,500,000	3,500,000
Land Sold	1,989,640	1,989,640	0
Erate	300,338	300,338	0
Interest Earned	5,574,498	5,574,498	0
Other	1,083,954	1,083,954	0
Total	241,448,431	237,948,431	3,500,000

16-17 Budget Fund 199 - General Operating Fund					
Project	Budget	Actual Expenditures	Encumbrances	Remaining	
Grand Total	11,131,556	11,123,468	0	8,088	
Stadium (16-17 General Operating Fund Only)	7,131,556	7,131,556	0	0	
Payment to City (Sewer & Turn Lanes)	0	0	0	0	
FF&E	0	0	0	0	
Technology	0	0	0	0	
Easements	0	0	0	0	
Testing	0	0	0	0	
Pre-Construction Services - Manhattan	0	0	0	0	
Advent (Branding Contract)	0	0	0	0	
Guaranteed Max Price (GMP)	7,131,556	7,131,556	0	0	
Architectural & Engineering	0	0	0	0	
Athletics Refresh (16-17 General Operating Fund Only)	700,000	700,000	0	0	
Athletics Refresh	700,000	700,000	0	0	
Fine Arts Refresh (16-17 General Operating Fund Only)	700,000	700,000	0	0	
Fine Arts Refresh	700,000	700,000	0	0	
Furniture Refresh (16-17 General Operating Fund Only)	300,000	292,417	0	7,583	
Furniture Refresh	300,000	292,417	0	7,583	
1:World (16-17 General Operating Fund Only)	2,000,000	1,999,495	0	505	
1:World	2,000,000	1,999,495	0	505	
Technology (16-17 General Operating Fund Only)	300,000	300,000	0	0	
Technology	300,000	300,000	0	0	

17-18 Budget Fund 199 - General Operating Fund					
Project	Budget	Actual Expenditures	Encumbrances	Remaining	
Grand Total	5,000,000	3,498,482	0	1,501,519	
Athletics Turfs (17-18 General Operating Fund Only)	1,000,000	499,999	0	500,001	
Athletics Turfs	1,000,000	499,999	0	500,001	
Fine Arts Refresh (17-18 General Operating Fund Only)	1,000,000	998,487	0	1,513	
Fine Arts Refresh	1,000,000	998,487	0	1,513	
Furniture Refresh (17-18 General Operating Fund Only)	1,000,000	0	0	1,000,000	
Furniture Refresh	1,000,000	0	0	1,000,000	
1:World (17-18 General Operating Fund Only)	2,000,000	1,999,995	0	5	
1:World	2,000,000	1,999,995	0	5	

Fund 613 - 2011 Construction Fund				
Project	Budget	Actual Expenditures	Encumbrances	Remaining
Grand Total	8,911,959	8,911,959	0	0
Stadium (2011 Construction Fund Only)	8,911,959	8,911,959	0	0
Payment to City (Sewer & Turn Lanes)	0	0	0	0
FF&E	0	0	0	0
Technology	0	0	0	0
Easements	0	0	0	0
Testing	515,128	515,128	0	0
Pre-Construction Services - Manhattan	37,500	37,500	0	0
Advent (Branding Contract)	0	0	0	0
Guaranteed Max Price (GMP)	5,352,331	5,352,331	0	0
Architectural & Engineering	3,007,000	3,007,000	0	0

Fund 461 - Athletics Sports Advertising				
Project	Budget	Actual Expenditures	Encumbrances	Remaining
Grand Total	100,000	100,000	0	0
Stadium (Athletics Sports Marketing Only)	100,000	100,000	0	0
Payment to City (Sewer & Turn Lanes)	0	0	0	0
FF&E	0	0	0	0
Technology	0	0	0	0
Easements	0	0	0	0
Testing	0	0	0	0
Pre-Construction Services - Manhattan	0	0	0	0
Advent (Branding Contract)	100,000	100,000	0	0
Guaranteed Max Price (GMP)	0	0	0	0
Architectural & Engineering	0	0	0	0

Fund 614 - 2016 Construction Fund				
Project	Budget	Actual Expenditures	Encumbrances	Remaining
Grand Total	238,000,000	184,634,839	13,764,845	39,600,316
Stadium (2016 Construction Fund Only)	53,788,041	53,493,256	0	294,785
Payment to City (Sewer & Turn Lanes)	936,126	936,126	0	0
FF&E	647,483	602,232	0	45,251
Technology	605,743	602,754	0	2,989
Easements	102,500	102,500	0	0
Testing	252,120	211,196	0	40,924
Pre-Construction Services - Manhattan	0	0	0	0
Advent (Branding Contract)	0	0	0	0
Guaranteed Max Price (GMP)	51,147,669	50,945,450	0	202,219
Architectural & Engineering	96,400	93,000	0	3,400
MHS Auditorium, Gym & Nat	26,612,128	26,463,913	43,197	105,018
FF&E	195,800	175,933	1,457	18,410
Technology	200,000	192,810	0	7,190
Testing	514,000	434,148	3,400	76,452
Guaranteed Max Price (GMP)	24,249,330	24,246,364	0	2,966
Architectural & Engineering	1,452,998	1,414,658	38,340	0
MNHS	14,075,000	10,413,259	2,567,213	1,094,528
Consultant	326,000	316,814	194	8,992
HVAC	6,201,000	2,646,868	16,689	3,537,443
Refresh	7,548,000	7,449,576	2,550,330	-2,451,907
Valley Creek	3,176,999	2,993,592	8,000	175,407
Drainage Project	176,999	176,999	0	0
Consultant	80,000	69,825	0	10,175
Refresh	2,920,000	2,746,768	8,000	165,232
FF&E	0	0	0	0
Inflation	0	0	0	0
Technology	0	0	0	0
Testing	0	0	0	0
Guaranteed Max Price (GMP)	0	0	0	0
Architectural & Engineering	0	0	0	0

Glen Oaks	4,275,000	3,687,310	166,398	421,293
Consultant	96,000	92,200	0	3,800
HVAC	100,000	59,181	0	40,819
Refresh	4,079,000	3,535,929	166,398	376,673
FF&E	0	0	0	0
Inflation	0	0	0	0
Technology	0	0	0	0
Testing	0	0	0	0
Guaranteed Max Price (GMP)	0	0	0	0
Architectural & Engineering	0	0	0	0
MBHS Fine Arts	4,963,542	4,081,619	21,096	860,827
FF&E	6,500	6,346	0	154
Inflation	0	0	0	0
Technology	0	0	0	0
Testing	120,855	66,899	3,354	50,602
Guaranteed Max Price (GMP) & Refresh	4,572,042	3,761,972	0	810,070
Architectural & Engineering	264,145	246,402	17,742	1
CMS Fine Arts	4,636,380	3,855,108	7,767	773,505
FF&E	0	0	0	0
Inflation	0	0	0	0
Technology	0	0	0	0
Testing	124,408	51,750	383	72,275
Guaranteed Max Price (GMP) & Refresh	4,271,380	3,570,150	0	701,230
Architectural & Engineering	240,592	233,208	7,384	0
EMS Fine Arts	4,636,380	3,521,707	8,961	1,105,712
FF&E	0	0	0	0
Inflation	0	0	0	0
Technology	0	0	0	0
Testing	125,000	50,286	1,083	73,631
Guaranteed Max Price (GMP) & Refresh	4,271,380	3,260,017	0	1,011,363
Architectural & Engineering	240,000	211,404	7,878	20,718
Eddins	2,993,786	2,772,580	138,602	82,604
Consultant	86,973	86,973	0	0
HVAC	940,000	873,029	0	66,971
Refresh	1,966,814	1,812,578	138,602	15,633
Walker	2,945,299	2,732,277	21,139	191,883
Consultant	91,073	91,073	0	0
HVAC	1,042,489	886,282	0	156,207
Refresh	1,811,738	1,754,923	21,139	35,676
Wolford	4,550,000	3,870,611	222,189	457,200
Consultant	85,000	83,250	0	1,750
HVAC	1,275,000	1,159,832	0	115,168
Refresh	3,190,000	2,627,529	222,189	340,282
Malvern	4,718,043	2,589,470	1,723,340	405,233
Consultant	75,000	0	0	75,000
HVAC	1,310,335	906,717	395,022	8,596
Refresh	3,332,708	1,682,753	1,328,318	321,637
McNeil	4,627,629	2,421,383	1,609,869	596,377
Consultant	106,210	32,577	8,000	65,633
HVAC	1,202,338	783,384	408,957	9,997
Refresh	3,319,081	1,605,422	1,192,912	520,747
Caldwell	3,775,000	19,456	93,779	3,661,766
Consultant	75,000	0	0	75,000
HVAC	1,200,000	0	0	1,200,000
Refresh	2,500,000	19,456	93,779	2,386,766
Johnson	3,000,000	2,648,534	214,696	136,770
Refresh	3,000,000	2,648,534	214,696	136,770
Serenity	791,051	0	0	791,051
Building	791,051	0	0	791,051
Health, Safety & Security	6,542,761	2,942,096	74,652	3,526,014
AED's & Scanners	289,000	283,895	0	5,105
Cameras	1,999,032	1,887,092	39,197	72,743
Fire Alarms	3,116,631	153,286	6,295	2,957,050
Playground Equipment	513,200	149,945	0	363,256
Primus Locks	334,898	238,440	0	96,458
Sidewalks	290,000	229,438	29,160	31,402

HVAC, Roof, End of Life	15,809,933	5,933,414	149,014	9,727,505
2011 Program Facility Upgrades	1,452,651	1,341,444	12,000	99,207
Vans, Trucks, Trailers	809,000	628,210	0	180,790
Carpet	634,000	38,794	0	595,206
Electrical	157,246	80,269	0	76,977
Equipment	0	0	0	0
Flooring	271,000	204,187	59,114	7,699
HVAC	5,355,225	0	4,036	5,351,189
ITE & GE	30,000	0	0	30,000
Lighting	434,500	349,293	0	85,207
Paint	556,500	84,977	0	471,523
Parking	1,412,200	1,306,483	0	105,717
Plumbing	143,000	12,089	0	130,911
Roof	2,825,481	391,005	0	2,434,476
Transformer	7,500	0	0	7,500
Wash Stations	5,694	0	0	5,694
Water Coolers	0	0	0	0
Facility Upgrades	1,705,124	1,485,851	73,864	145,409
Boilers	10,812	10,812	0	0
Wall Finish	0	0	0	0
Transportation & Fueling	4,700,000	1,312,028	1,551,061	1,836,911
Fees & Equipment	495,000	294,978	160,107	39,915
Fencing	100,000	0	0	100,000
Fueling Center	430,000	0	0	430,000
Inflation	900,000	0	0	900,000
Paving	2,775,000	1,017,050	1,390,954	366,996
Athletic Turfs	6,022,000	5,733,289	49,900	238,811
Athletic Turfs	6,022,000	5,733,289	49,900	238,811
Athletics Refresh (2016 Construction Fund Only)	3,051,808	2,780,982	22,200	248,626
Athletics Refresh	3,051,808	2,780,982	22,200	248,626
Fine Arts Refresh (2016 Construction Fund Only)	3,300,000	2,308,537	139,820	851,643
Fine Arts Refresh	3,300,000	2,308,537	139,820	851,643
Furniture Refresh (2016 Construction Fund Only)	3,700,000	2,103,927	611,967	984,107
Furniture Refresh	3,700,000	2,103,927	611,967	984,107
Digital Marquees	997,807	932,239	27,857	37,711
Digital Marquees	997,807	932,239	27,857	37,711
Technology (2016 Construction Fund Only)	26,811,413	22,346,282	3,036,139	1,428,992
Technology	26,811,413	22,346,282	3,036,139	1,428,992
1:World (2016 Construction Fund Only)	14,300,000	10,926,743	1,250,989	2,122,268
1:World	14,300,000	10,926,743	1,250,989	2,122,268
Elementary #22	700,000	0	0	700,000
Elementary #22	700,000	0	0	700,000
Maintenance Building	4,500,000	0	0	4,500,000
Maintenance Building	4,500,000	0	0	4,500,000
Land Purchase	4,000,000	1,751,228	5,000	2,243,772
Land Purchase	4,000,000	1,751,228	5,000	2,243,772

Stadium & Event Center Funding Check				
Project	Budget	Actual Expenditures	Encumbrances	Remaining
Stadium (General Operating, 2011 Bond & 2016 Bond)	69,931,556	69,636,771	0	294,785
Payment to City (Sewer & Turn Lanes)	936,126	936,126	0	0
FF&E	647,483	602,232	0	45,251
Technology	605,743	602,754	0	2,989
Easements	102,500	102,500	0	0
Testing	767,248	726,323	0	40,925
Pre-Construction Services - Manhattan	37,500	37,500	0	0
Advent (Branding Contract)	100,000	100,000	0	0
Guaranteed Max Price (GMP)	63,631,556	63,429,337	0	202,219
Architectural & Engineering	3,103,400	3,100,000	0	3,400

2019/2020 Energy Report

June 2019	
Total Electric All Buildings	\$258,271
Total Natural Gas All Buildings	\$3,560
Total Water/Sewer All Buildings	\$38,803
Total Irrigation All Buildings	\$22,063
Total Trash / Waste All Buildings	\$17,023
Total Cost All Buildings	\$339,720

June 2020	
Total Electric All Buildings	\$184,557
Total Natural Gas All Buildings	\$2,536
Total Water/Sewer All Buildings	\$19,844
Total Irrigation All Buildings	\$24,383
Total Trash / Waste All Buildings	\$10,833
Total Cost All Buildings	\$242,153

2018 / 2019	
Total Electric All Buildings	\$3,155,370
Total Natural Gas All Buildings	\$231,525
Total Water/Sewer All Buildings	\$436,962
Total Irrigation All Buildings	\$252,277
Total Trash / Waste All Buildings	\$261,040
Total Cost All Buildings	\$4,337,174

2019 / 2020	
Total Electric All Buildings	\$2,815,587
Total Natural Gas All Buildings	\$129,816
Total Water/Sewer All Buildings	\$308,542
Total Irrigation All Buildings	\$398,340
Total Trash / Waste All Buildings	\$230,006
Total Cost All Buildings	\$3,882,291

Construction & Maintenance Report - August 2020

Revised: 08-12-2020

Ongoing Projects

Transportation Parking Expansion and Fuel Depot

The new concrete parking lot is complete. The cracked concrete in the "old" parking lot has been removed and replaced. The tanks were installed on August 13, 2020. The total project should be complete by August 31, 2020.

Burks Elementary School South Playground Improvement

The civil engineer has prepared plans for the playground improvements at the parcel of land currently south of the school. Plans have been submitted to the city for review and permit. When the permit is issued, the district will solicit bids for the improvements.

Summer 2020 Projects

MNHS Phase 3 Refresh

Multipurpose Building, Gymnasiums and Athletic Areas in the Main Building- complete. New Flooring throughout, new ceramic tile in the locker and shower areas.

Lockers were replaced or refurbished if they were in good condition. New paint throughout, new ceilings, new plumbing fixtures. New gymnasium Seating Performing Arts area - complete. New flooring throughout, new LED lights were installed in the auditorium, new auditorium seats, new aluminum storefronts, new wall panels & new paint, the exterior retaining wall was refinished, exterior concrete slabs were re-leveled and exterior columns were torn down and re-built due to settlement Sports Fields - the entire surface drainage systems was replaced to provide better drainage at the baseball, softball, soccer and general use fields.

Malvern ES and McNeil ES Refresh

The refresh of both schools is complete. The following items were replaced: HVAC Units, all interior flooring, new paint, the fire alarm was upgraded to current code, new interior corridor wall panels, new energy efficient LED lights throughout, new countertops, new cabinets as needed, new plumbing fixtures, new interior and exterior doors new security vestibules, marker boards, room signs, toilet stalls, and gym pads. The exterior building was power washed and the exterior sealants were replaced.

Caldwell ES Kitchen Refresh

The kitchen renovation is complete. The school received a new Freezer and Cooler, new ceramic wall tile, ceiling, aluminum storefront, and paint.

New The Kitchen Equipment - a double deck convection oven, one gas range, a high pressure wash system, new shelving units and work tables.

The remaining equipment was relocated to help the kitchen function in an improved manner.

McKinney North High School Track Repair & Restriping

Track work is complete.

Kitchen Expansion at MISD Stadium

Complete. Added a commercial double fryer, 30 gallon tilting skillet, char-broiler cook-top, 2 stainless steel side tables and a 4 burner range with a side griddle.

Relocated the existing double stack convection oven and the double stack combi-oven. The work required a new exhaust hood system and an upgraded air conditioning system

Cooler/Freezer Replacement at Burks ES, Finch ES, Webb ES and new Cooler/Freezer at the Stadium

Complete.

Energy

Refer to attached report for monthly utility update.

Custodial

5 Open Positions with 1 pending background checks.

McKinney Independent School District
Transportation Operations Report
MISD Board Report

		MONTH	August	September	October	November	December	January	February	March	April	May	June	July	
		DAYS OF SCHOOL	12	20	21	15	15	18	19	5	0	0	21	20	
		NUMBER OF ROUTES	129	129	130	130	129	128	128	128	0	0	1	1	
REGULAR TRADITIONAL SCHOOL 2019-2020															
		REGULAR EDUCATION					SPECIAL EDUCATION					FIELD TRIPS/ATHLETICS			
		Cost	Miles	AVG Daily Riders	Cost per Mile	Cost per Rider per Day	Cost	Miles	AVG Daily Riders	Cost per Mile	Cost per Rider per Day	Cost	Miles	Cost per Mile	
Regular School	August-19	\$362,688.73	74,686	9,789	\$4.85	\$3.08	\$171,847.82	36,415	476	\$4.71	\$30.08	\$4,343.66	1,357	\$3.20	
	September-19	\$604,481.21	124,587	9,831	\$4.85	\$3.07	\$286,413.03	60,691	483	\$4.71	\$29.64	\$54,153.80	16,970	\$3.19	
	October-19	\$648,859.43	131,520	9,822	\$4.93	\$3.14	\$306,114.54	63,984	481	\$4.78	\$30.30	\$78,963.05	27,673	\$2.85	
	November-19	\$459,067.01	93,251	9,864	\$4.92	\$3.10	\$236,308.31	48,256	483	\$4.89	\$32.61	\$77,442.50	31,122	\$2.48	
	December-19	\$468,734.94	93,698	9,853	\$5.00	\$3.17	\$212,207.42	46,018	478	\$4.61	\$29.59	\$39,925.33	19,157	\$2.08	
	January-20	\$544,597.53	112,493	9,842	\$4.84	\$3.07	\$246,398.74	52,011	472	\$4.73	\$29.00	\$37,309.83	14,902	\$2.50	
	February-20	\$567,688.33	118,572	9,879	\$4.78	\$3.02	\$274,350.43	55,123	474	\$4.97	\$30.46	\$48,528.03	21,430	\$2.26	
	March-20	\$148,607.10	31,203	9,886	\$4.76	\$3.01	\$72,596.89	14,506	476	\$5.00	\$30.50	\$26,777.67	11,226	\$2.39	
	April-20	\$490,969.80*	0	0	\$0.00	\$0.00	\$0.00	0	0	\$0.00	\$0.00	\$0.00	0	\$0.00	
	May-20	\$440,822.82*	0	0	\$0.00	\$0.00	\$0.00	0	0	\$0.00	\$0.00	\$0.00	0	\$0.00	
	June-20														
		TOTAL/AVERAGE													
		*Total reflects negotiated COVID closure rate													
			August	September	October	November	December	January	February	March	April	May	June	July	
Safety/Operations	Active Routes		129	129	130	130	129	128	128	128					
	Active Drivers		137	128	127	123	127	125	131	131					
	Safety Meeting Topic		Heat Exhaustion	Rolling Stops	Intersections	Distractions	Winter Driving	Distractions	Following Distance	Critical Decision Making					
	% present		99%	98%	99%	99%	98%	99%	100%	0% (It Was Scheduled for March 24)					
SUMMER SCHOOL 2020															
Summer School	June-20	0.00	0	0	\$0.00	\$0.00	\$6,505.63	344	1	\$18.89	\$309.79	\$0.00	0	\$0.00	
	July-20	0.00	0	0	\$0.00	\$0.00	\$6,393.81	328	1	\$19.49	\$319.69	\$0.00	0	\$0.00	
	Total	0.00	0	0	\$0.00	\$0.00	\$12,899.44	672	1	\$19.18	\$314.62	\$0.00	0	\$0.00	

Areas:	July	August	September	October	November	Dec
District Improvement Planning			~District Goals & Objectives			
Student Instruction			~ Preliminary Accountability Report			
Student Support			~ELL Report (Presentation)	~ P E, Health Services and Coordinated Health Presentation	~Administrative Services (Presentation)	~ELL Report ~Counseling Report & Student Services Update (Presentation)
Facilities and Operations			~Quarterly Demographic Update			~Quarterly Demographic Update
Fiscal Management		~ Establishment of Tax Rate ~ Quarterly Financial Report	Public Hearing Presentation of Financial Accountability Rating	~ Approve District Financial Audit ~ Quarterly Financial Report ~ Adopt Certified Tax Roll		
Human Resources Management				~HR Annual Report ~TASB Exit Survey		
Board Relations and Development				TASB Conference		~ Board Continuing Education Report ~ Board Effectiveness Audit
Community Relations				Joint Board Meeting with City Council		~Communications and Transportation Update ~Safety & Security Update
Technology/ Information						

- Quarterly ELL Reports – December, March, September
- Quarterly Demographic Updates – November, February, May, August
* Election Years
- Red – written reports
- Black - presentations
presentations are fluid and dates are subject to change

Areas:	January	February	March	April	May	June
District Improvement Planning	TAPR Report to Board					Board Calendar Revised
Student Instruction	~ Athletics	~ Fine Arts		~Instructional Technology		
Student Support	CTE/AVID (Presentation)	~PK-12 Math & Science	~ Advanced Academics/GT ELL Report	~ Special Education (Presentation)	~ PK-12 ELAR & Social Studies ~Approval of Policy Changes and Student Code of Conduct	
Facilities and Operations		~Quarterly Demographic Update	~Energy Usage Report		~Quarterly Demographic Update	
Fiscal Management	~ Presentation of Preliminary Budget Estimates ~ Quarterly Financial Report			~ Budget Status Report w/ Proposed Salary Budget ~ Quarterly Financial Report	~ Preliminary Budget (Presentation) ~ Public Funds Investment Act Compliance Items	~Budget Approval
Human Resources Management	~Superintendent Evaluation/ ~Superintendent Contract	Diversity Report	~Administrator Contract Renewals/ Recommendations & Budget Impact	~Teacher Contract Renewals Salary Structure		~ Mid-year Superintendent Eval
Board Relations and Development	*School Board Election Called	Approve Work Study/Regular Board Meeting Dates for upcoming year		National School Board Conference	*School Board Election *Canvas Election Results	*Orientation of New Board Members Team of 8 Training ~Mid-year Board Effectiveness Evaluation ~Board Operating Procedures Review ~Reorganization of the Board ~Summer Leadership Institute
Community Relations	Approval of District Instructional Calendar	Joint Board Meeting with City Council	Student Safety Plan/ Report(** exec session presentation)	Child Care Services Update		
Technology/ Information			61	Technology Update		

MISD Board of Trustees

Value Statements

The Board will:

1. Create, support and model a “healthy organization” among the Board, McKinney ISD and its stakeholders through earnest collaboration, mutual respect, healthy conflict, honored commitments, and reciprocal communication.
2. Sustain a culture of competence concerning the issues that may impact the vision and goals of McKinney ISD through continued education and training.
3. Equip and hold the Superintendent accountable for pursuing the highest quality education and experience for all of McKinney ISD within the framework of prudent fiscal management.
4. Advocate for McKinney ISD and public education as a whole in our community and state with education partners, business leaders, and elected officials.