

AGENDA

TEXAS SOUTHERN UNIVERSITY BOARD OF REGENTS Standing Committee Meetings

Date: Wednesday, April 9, 2025
Time: 9:00 AM
Place: Texas Southern University - Library Learning Center, 5th Floor, 3100 Cleburne Street, Houston, TX 77004

Chair: Brandon L. Simmons
Vice Chair: James M. Benham
Second Vice Chair: Stephanie D. Nellons-Paige
Secretary: Marilyn A. Rose

I. Call to Order

- Committee meetings are scheduled to start at approximately 9:00 A.M. and shall follow each other consecutively. Because any member of the Board may attend and participate in any committee meeting, committee meetings are posted as meetings of the full Board.

II. Roll Call

III. Prayer

IV. Open Forum

V. Conflict of Interest

VI. Chairman's Comments and Recognitions

VII. Administration and Finance Committee

Presenters: Regent James M. Benham & Mr. John Pittman, Interim Chief Financial Officer/Vice President of Business & Administration

VII.A. Request Approval to Negotiate and Execute a Contract for Subscription Services
Action Requested: Approval

VII.B. Approval is Requested to Purchase Cybersecurity Services
Action Requested: Approval

VII.C. Approval for the Amendment of the EAB Navigate and Transfer Portal Agreement
Action Requested: Approval

VII.D. Request Approval to Renew the Hosted Oracle Subscription Access License (HOSAL)

Action Requested: Approval

VII.E. Request Approval to Purchase Communication Equipment for Public Safety Police and Security

Action Requested: Approval

VII.F. Approval is Requested to Increase Housing & Dining Rates for Fiscal Year 2026

Action Requested: Approval

VII.G. Student Accounts Receivable Write-Off

Action Requested: Approval

VII.H. Request for Approval to Modify Investment Managers

Action Requested: Approval

VII.I. Request Approval to Negotiate and Execute a Contract with a Sector Readiness Assessment Partner

Action Requested: Approval

VII.J. Endowment Performance & Update (February 28, 2025)

Action Requested: Information

VIII. Academic Affairs, Research and Student Life Committee

Presenters: Regent Marilyn A. Rose & Dr. Carl B. Goodman, Provost/Senior Vice President of Academic Affairs

VIII.A. Candidates for Rank, Tenure and Promotion for FY 2024-2025

Action Requested: Approval

VIII.B. Approval is Requested to Negotiate and Finalize a Contract to Procure a Pedestrian Simulator

Action Requested: Approval

VIII.C. Request Approval to Award an Honorary Doctorate

Action Requested: Approval

VIII.D. Request Approval to Negotiate and Execute a Contract for a Learning Management System (LMS)

Action Requested: Approval

VIII.E. Academic Affairs Updates

Action Requested: Information

IX. Development and Legislative Affairs Committee

Presenters: Regent Richard A. Johnson & Mr. Charlie W. Coleman, Associate Vice President of Development & Alumni Engagement

IX.A. Approval Request to Negotiate and Execute a Contract for Development Consulting Services

Action Requested: Approval

IX.B. Development & Alumni Engagement Highlights & Updates

Action Requested: Information

IX.C. 89th Legislative Session Informational Update

Action Requested: Information

X. **Personnel and Litigation Committee**

Presenters: Regent Ben Kohlmann & Mr. Charlie T. Nhan, General Counsel

X.A. Texas Southern University Fiscal Year 2026 Holiday Calendar

Action Requested: Approval

XI. **Physical Facilities Committee**

Presenters: Regent Stephanie D. Nellons-Paige & Ms. Melanie Jackson, Interim Chief Operating Officer

XI.A. Request Approval to Procure Emergency Disaster Recovery Services and Equipment Rental

Action Requested: Approval

XII. **Audit and Compliance Committee**

Presenters: Regent Lauren A. Gore, Ms. Darlene Brown, Acting Chief Audit Executive, & Ms. Annette Linders, Compliance Partner

XII.A. No Agenda Items

XIII. **Athletics Committee**

Presenters: Regent Caroline Baker Hurley & Dr. Kevin L. Granger, Vice President of Intercollegiate Athletics

XIII.A. Request Approval to Negotiate and Execute a Contract to Procure Modular Buildings

Action Requested: Approval

XIII.B. 2024-2025 Men's Indoor Track & Field Championship Team & Athletic Highlights

Action Requested: Information

XIV. **Bylaws and Policies (Ad Hoc) Committee**

Presenters: Regent Pamela A. Medina & Mr. Charlie T. Nhan, General Counsel

XIV.A. Request Approval to Revise the Travel Reimbursement Policy 51.03

Action Requested: Approval

XV. **Executive Session**

XV.A. Texas Government Code - Section 551.071 - Consultation with University Attorneys on any matter in which the duty of the attorneys to the governmental body under the Texas Disciplinary Rules of Professional Conduct of the State Bar of Texas clearly conflicts with the Texas Open Meetings Act, including any matter listed on this notice/agenda, pending or contemplated litigation, and proposed settlement agreements.

XV.B. Texas Government Code - Section 551.072 - Deliberations concerning Purchase, Lease or Value of Real Property.

XV.C. Texas Government Code - Section 551.073 - Deliberations about Negotiated Contracts for Prospective Gifts or Donations.

XV.D. Texas Government Code - Section 551.074 - Personnel Matters: Deliberations Concerning the Appointments, Employment, Compensation, Duties, Responsibilities, Evaluations and/or Dismissal of Personnel (including but not limited to the Regents, President, General Officers, and Executive Management Employees) and as appropriate, any matter listed on this Agenda under the Personnel & Litigation Committee.

XVI. Reconvene in Open Session to Consider Actions on Executive Session Items as Necessary

XVII. Adjourn

**TEXAS SOUTHERN UNIVERSITY
BOARD OF REGENTS AGENDA**

COMMITTEE: Administration and Finance

ITEM: Request Approval to Negotiate and Execute a Contract for Subscription Services

DATE PREVIOUSLY SUBMITTED: April 2022

SUMMARY:

The administration requests approval to negotiate and finalize a contract for subscription services with ServiceNow. Key components of this contract include the ServiceNow Business Stakeholder and the ServiceNow Platform App Engine for IT Service Management. These subscriptions are essential for the effective operation of the Legal Management System, which oversees contracts and service tickets for the Office of General Counsel and the Office of Information Technology.

A Request for Offer (RFO 717-25-729) is posted on the Electronic State Business Daily and TSU's website per Texas Government Code §2155.083.

SUPPORTING

DOCUMENTATION: Scope of Work

FISCAL IMPACT: Cost not to exceed \$500,000
FOAP: 1000 31200 7395 50 | BOA0001549

ACTION REQUESTED: Administration recommends approval of this item

Legal Certification: Based on available information to date, this action item and its implementation will not be in violation of any applicable federal, state, or local law, or regulation.



GENERAL COUNSEL

03/25/2025

DATE

Fiscal Certification: This fiscal note shown above details the true and actual positive or negative fiscal effect that implementation of this proposal will achieve.



John Pittman (Mar 26, 2025 16:25 CDT)

INTERIM CHIEF FINANCIAL OFFICER

03/26/2025

DATE



James Crawford (Mar 28, 2025 11:26 CDT)

PRESIDENT

03/28/2025

DATE

Order Form



ServiceNow, Inc.
2225 Lawson Lane
Santa Clara, CA 95054

Order Number
ORD2453098-2

Pricing Expiration: 30 Apr 2025

SNC Account Exec	Brad Gardiner
Phone	
E-mail	brad.gardiner@servicenow.com

Customer Invoice Address	Customer Ship To Address
--------------------------	--------------------------

<table style="width: 100%;"> <tr><td>Company Name</td><td>Texas Southern University</td></tr> <tr><td>Address</td><td>3100 Cleburne St</td></tr> <tr><td>Suite</td><td></td></tr> <tr><td>City</td><td>Houston</td></tr> <tr><td>State/Province</td><td>TX - Texas</td></tr> <tr><td>Zip/Postal Code</td><td>77004-4501</td></tr> <tr><td>Country</td><td>United States</td></tr> <tr><td>AP Contact Name</td><td></td></tr> <tr><td>Title</td><td></td></tr> <tr><td>Phone</td><td></td></tr> <tr><td>E-mail</td><td></td></tr> <tr><td>Account #</td><td>ACCT0010017</td></tr> </table>	Company Name	Texas Southern University	Address	3100 Cleburne St	Suite		City	Houston	State/Province	TX - Texas	Zip/Postal Code	77004-4501	Country	United States	AP Contact Name		Title		Phone		E-mail		Account #	ACCT0010017	<table style="width: 100%;"> <tr><td>Company Name</td><td>Texas Southern University</td></tr> <tr><td>Address</td><td>3100 Cleburne St</td></tr> <tr><td>Suite</td><td></td></tr> <tr><td>City</td><td>Houston</td></tr> <tr><td>State/Province</td><td>TX - Texas</td></tr> <tr><td>Zip/Postal Code</td><td>77004-4501</td></tr> <tr><td>Country</td><td>United States</td></tr> <tr><td>Business Contact</td><td>Benjamin Green</td></tr> <tr><td>Title</td><td></td></tr> <tr><td>Phone</td><td></td></tr> <tr><td>E-mail</td><td>Benjamin.Green@tsu.edu</td></tr> <tr><td>Tax ID#</td><td></td></tr> </table>	Company Name	Texas Southern University	Address	3100 Cleburne St	Suite		City	Houston	State/Province	TX - Texas	Zip/Postal Code	77004-4501	Country	United States	Business Contact	Benjamin Green	Title		Phone		E-mail	Benjamin.Green@tsu.edu	Tax ID#	
Company Name	Texas Southern University																																																
Address	3100 Cleburne St																																																
Suite																																																	
City	Houston																																																
State/Province	TX - Texas																																																
Zip/Postal Code	77004-4501																																																
Country	United States																																																
AP Contact Name																																																	
Title																																																	
Phone																																																	
E-mail																																																	
Account #	ACCT0010017																																																
Company Name	Texas Southern University																																																
Address	3100 Cleburne St																																																
Suite																																																	
City	Houston																																																
State/Province	TX - Texas																																																
Zip/Postal Code	77004-4501																																																
Country	United States																																																
Business Contact	Benjamin Green																																																
Title																																																	
Phone																																																	
E-mail	Benjamin.Green@tsu.edu																																																
Tax ID#																																																	

Reference Contract #(s)	CON1213938	PO #	
		Tax exempt?	Yes
		Payment Terms	Net due in 30 days
Currency	USD	SN Tracking #	CON1213938

Product Code	Subscription Product Name	Type	Units	Term (mos)	Term Start Date	Term End Date	Net Price (Monthly)	Net Price (Annual)	Net Price (Total)
PROD15338	ServiceNow® AI Search Starter	Documents	1	36 Months	1 May 2025	30 Apr 2028	\$ 0.00	\$ 0.00	\$ 0.00
PROD13079	ServiceNow® Now Platform® App Engine for IT Service Management	Module	1	36 Months	1 May 2025	30 Apr 2028	\$ 526.50	\$ 6,318.00	\$ 18,954.00
PROD12492	ServiceNow® Agile Team	Module	1	36 Months	1 May 2025	30 Apr 2028	\$ 0.00	\$ 0.00	\$ 0.00
PROD17256	ServiceNow® IT Service Management Professional	Fulfiller User	65	36 Months	1 May 2025	30 Apr 2028	\$ 40.50	\$ 31,590.00	\$ 94,770.00
PROD22417	ServiceNow® Integration Hub Starter	Transactions	1	36 Months	1 May 2025	30 Apr 2028	\$ 0.00	\$ 0.00	\$ 0.00
PROD17800	ServiceNow® Business Stakeholder	Business Stakeholder User	15	36 Months	1 May 2025	30 Apr 2028	\$ 9.45	\$ 1,701.00	\$ 5,103.00
PROD21190	ServiceNow® ITSM Professional Plus	Fulfiller User	65	36 Months	1 May 2025	30 Apr 2028	\$ 24.30	\$ 18,954.00	\$ 56,862.00
PROD20328	ServiceNow® IT Service Management Professional v3	Fulfiller User	33	36 Months	1 May 2025	30 Apr 2028	\$ 0.00	\$ 0.00	\$ 0.00
PROD23774	ServiceNow® Strategic Portfolio Management Professional	SPM User	65	36 Months	1 May 2025	30 Apr 2028	\$ 33.75	\$ 26,325.00	\$ 78,975.00
PROD15945	ServiceNow® Employee Center Professional	Unrestricted User	1223	36 Months	1 May 2025	30 Apr 2028	\$ 1.35	\$ 19,812.60	\$ 59,437.80
PROD21220	ServiceNow® Creator	Creator	10	36 Months	1 May 2025	30 Apr 2028	\$ 27.00	\$ 3,240.00	\$ 9,720.00

Product Code	Subscription Product Name	Type	Units	Term (mos)	Term Start Date	Term End Date	Net Price (Monthly)	Net Price (Annual)	Net Price (Total)
PROD22569	Professional Plus ServiceNow® Impact Guided - Public Sector (US) v3	Success	1	36 Months	1 May 2025	30 Apr 2028	\$ 1,104.26	\$ 13,251.12	\$ 39,753.36
PROD14997	ServiceNow® IT Operations Management Visibility	Subscription Unit	632	36 Months	1 May 2025	30 Apr 2028	\$ 3.24	\$ 24,572.16	\$ 73,716.48
Subscription Product SubTotal								\$ 145,763.88	\$ 437,291.64
Education, Knowledge and Professional Services Subtotal									\$ 0.00
Pre-tax Total									\$ 437,291.64
Estimated Taxes									\$ 0.00
Estimated Grand Total									\$ 437,291.64

Invoice Schedule	Invoice Date	Amount	Est Taxes	Grand Total
Annual Subscription Fee	Upon Signature	\$ 145,763.88	\$ 0.00	\$ 145,763.88
Annual Subscription Fee	March 31, 2026	\$ 145,763.88	\$ 0.00	\$ 145,763.88
Annual Subscription Fee	March 31, 2027	\$ 145,763.88	\$ 0.00	\$ 145,763.88
		\$ 437,291.64	\$ 0.00	\$ 437,291.64

Hosting Information					
Instance Name	Instance Type	Hosting Type	Storage Limit	Hosting Included	Data Center Region
tsudev	Non-Prod	Shared	4TB	Included	North America
tsu	Prod	Shared	4TB	Included	North America
TBD	Non-Prod	Shared	4TB	Included	North America
TBD	Non-Prod	Shared	4TB	Included	North America
Customer ServiceNow Admin:		Longin Gogu			
Email:		longin.gogu@tsu.edu			

Customer's platform storage capacity entitlement can be found here: <https://www.servicenow.com/content/dam/servicenow-assets/public/en-us/doc-type/legal/sn-scaling-platform-capacity-addendum.pdf>

Terms and Conditions

This Order Form is issued under and is incorporated into the signed definitive agreement(s) with the reference number(s) set forth above ("Master Agreement"). This Order Form and any addenda attached thereto are subject to the confidentiality provisions of the Master Agreement including Section 6 ("Confidential Information"). If any provision of this Order Form conflicts with the Master Agreement, then this Order Form shall control. Customer shall limit the types and number of ServiceNow applications, Custom Applications, users and their permitted roles, and other use restrictions to those specified in this Order Form. Use of Customer Name - ServiceNow shall not publicly disclose the name of the Customer without ServiceNow receiving such Customer's prior written permission.

New Business Model Prices - Subscriptions purchased in accordance with this section will only be purchased for the remainder of the then current Subscription Term. During the course of the Subscription Term with Customer, if ServiceNow offers more favorable pricing under the Internet2 Net+ Program for a subscription product purchased on this Order Form, Customer may choose to add additional quantities at the more favorable price for the remainder of the Subscription Term, provided that:

- (i) the additional quantities are subject to the same entitlements as the current subscription;
- (ii) the additional quantities purchased exceed 10% of the current subscription of the product;
- (iii) the additional subscriptions co-terminate with the current Subscription Term End Date; and
- (iv) the unit prices for the quantities purchased on this Order Form are not modified for the duration of the Subscription Term.

Renewal - Upon expiration of the Subscription Term of this Order Form, for any immediately subsequent renewal quote, Customer may accept the newest Internet2 Net+ Program Business Model as long as the increase in annual Order Form value aggregated across all Order Forms with an active Subscription Term, is at least 5%. If Customer chooses to continue with subscriptions on the then current Order Form, ServiceNow shall have the right to increase the Subscription Fees for each Subscription Product on this Order Form ("Renewal Product") by 5% of the Subscription Fees of each product in this Order Form, provided that:

- (i) the Renewal Product continues to be made commercially available by ServiceNow at the time of the renewal order; and if not, then the renewal order shall be for ServiceNow's then available product that is substantially equivalent to the Renewal Product;
- (ii) the pricing model for the Renewal Product continues to be made available by ServiceNow at the time of the renewal order;
- (iii) the units of each Renewal Product to be purchased are equal to or greater than the sum of all the units for that product in all the order forms placed by Customer up to the expiration of the subscription term on this order form;
- (iv) the renewal order is for a minimum of a 36-month subscription term;
- (v) Customer places the renewal order before the expiration of the Subscription Term on this Order Form; and
- (vi) the renewal order is on mutually agreeable terms and conditions. For clarity, the foregoing does not apply to, without limitation, new products that are offered for sale after the date of this Order Form, products not ordered on this Order Form or professional services, training or events.

Notes

Notwithstanding anything to the contrary herein, Customer is granted the right to approve requests via email at no additional cost.

The annual subscription fee for ServiceNow Impact Guided - Public Sector (US) ("Impact Subscription Service Fee") is based on the total of the annual subscription fees of all Subscription Products subscribed to by Customer, not including the Impact Subscription Service Fee. As Customer exceeds capacity of purchased Subscription Products, or if Customer purchases additional Subscription Products, additional Impact Subscription Service Fees apply at 10% of total annual Subscription Product fees, not including the Impact Subscription Service Fee.

Payment Terms

If Customer issues a purchase order ("PO"), any additional or conflicting terms appearing in a PO shall not amend the Order Form or the Agreement. Upon request, ServiceNow shall reference the PO number on its invoices (solely for administrative convenience) so long as Customer provides the PO at least fifteen (15) business days prior to the date of the invoice.

Please submit a PO for the amount set forth above to accountsreceivable@servicenow.com or the ServiceNow address above with Attention: Accounts Receivable. Any additional terms and conditions introduced as a part of Customer's vendor onboarding or invoice payment process shall not amend this ordering document or the Agreement.

PRICES ARE FINAL. THIS ORDER IS NON-CANCELLABLE AND, EXCEPT AS OTHERWISE PROVIDED IN THE AGREEMENT, NON-REFUNDABLE. The order is for the entire Subscription Term and is undividable. Payments are due as per the invoice schedule. All remaining fees are due immediately if ServiceNow terminates for non-payment.

Prices are stated exclusive of taxes, duties and similar assessments on Customer's use, which Customer agrees to pay, excluding taxes on ServiceNow's net income. Taxes shall not be deducted from the payments to ServiceNow, except as required by law, in which case Customer shall increase the amount payable as necessary so that after making all required deductions and withholdings, ServiceNow receives and retains (free from any tax liability) an amount equal to the amount it would have received had no such deductions or withholdings been made.

When applicable, Customer must provide its VAT or GST identification number(s) on this Order Form for (i) the country where Customer has established its business and/or (ii) any other country where Customer has a fixed establishment. Customer shall use the ordered Subscription Service or related professional services for Customer's business use in the foregoing location(s).

Product Overview

Documentation (sometimes referred to as Product Overview) refers to the system requirements and technical functionality for the supported version(s) of the applicable Subscription Service as described in the then-current product documentation at <https://docs.servicenow.com>.

USER TYPE DEFINITIONS

"**User**" means any employee or contractor of Customer or Customer Affiliate or students, alumni or others given access to the subscription service by Customer. Each User must be assigned a unique username and password that may not be shared or transferred. Only employees and contractors that have a user profile in the subscription service which is designated as "active" may be given access to the subscription service.

"**Approver User**" is any User given the ServiceNow provided "Approver" role in the subscription service by Customer and no other role. An Approver User may only perform the functions set forth in the table below for Approver.

"**End User**" has the same use rights as "**Requester User**."

"**Fulfiller User**" is any User given a role in the subscription service by Customer other than the Approver role. A Fulfiller User may only perform the functions set forth in the table below for Fulfiller.

"**Student Fulfillers**" are Fulfiller Users designated by the institution that will work no more than twenty (20) hours per week within the ServiceNow platform. The validation of these users will be a specific identification as Student Employee, and the determination that they are students be cross-referenced to their role within the master log (LDAP, Active Directory, etc.) for the institution. It is the responsibility of the Customer to create and monitor this role. Measurement - For purposes of auditing, Student Fulfillers are active Users who have a last login time within the prior 365 days and are assigned at least one Fulfiller role.

"**Process User**" has the same use rights as "**Fulfiller User**."

"**Requester User**" is any User without a role. A Requester User may perform only the functions defined in the table below for Requester.

FUNCTION / USE RIGHTS AUTHORIZED	USER TYPES		
	REQUESTER	APPROVER	FULLFILLER
Create its own request	included	included	included
View its own request	included	included	included
Modify its own request	included	included	included
Search the Service Catalog	included	included	included
Search the Knowledge Base	included	included	included
Access public pages	included	included	included
Take surveys	included	included	included
Set its own notification preferences	included	included	included
View assets assigned to user	included	included	included
Access and post to Live Feed	included	included	included
Initiate Chat sessions	included	included	included
Participate in a Watch List	included	included	included
View a report published to them	included	included	included
Approve requests by email that are routed to user	-	included	included
Approve requests routed to user via system	-	included	included
Create any record	-	-	included
Delete any record	-	-	included
Modify any record	-	-	included
Drill through any report	-	-	included
Create any report	-	-	included

Delete any report	-	-	included
Modify any report	-	-	included
Perform development activities	-	-	included (see below)
Perform administrative activities	-	-	included

CUSTOM TABLE CREATION AND INSTALLATION

The creation or installation of Custom Tables in a production instance requires either the purchase of the Now Platform App Engine product or an express Custom Table entitlement that is granted with the purchase of another product. A "Custom Table" is any non-ServiceNow provided table created or installed by or on behalf of Customer on the ServiceNow Platform and used for any purpose, including the creation of a custom application, unless such table is specifically exempt. A list of exempt ServiceNow provided tables and Custom Table use rights are as set forth in the Custom Table Guide on <https://www.servicenow.com/products/entitlements-packages.html> and ARE EXPRESSLY DEEMED INCORPORATED HEREIN BY THIS REFERENCE. Customer may request printed copies of the documents incorporated herein by reference by emailing us at legal.request@servicenow.com.

SUBSCRIPTION PRODUCTS

Subscription Product Code/Name	Included ServiceNow Applications and Use Rights
PROD15338 ServiceNow® AI Search Starter	AI Search Starter includes entitlement of up to a total cumulative count of 500,000 indexed External Documents ("Total Limit"). Unused indexed External Documents expire at the Subscription Term End Date without credit or refund. If Customer exceeds their Total Limit, additional indexed External Documents can be procured for an additional fee. An External Document is a referenced object from an external source identified by a unique Document ID.
PROD13079 ServiceNow® Now Platform® App Engine for IT Service Management	Bundled Custom Tables: Customer is granted the right to create or install an unlimited number of Custom Tables and to grant each separately subscribed IT Service Management (ITSM) Fulfiller User the right to access those Custom Tables. The annual subscription fee for Now Platform® App Engine for IT Service Management ("App Engine Subscription Fee") is based on the total of the annual subscription fees of ITSM products subscribed to by Customer. As Customer exceeds capacity of purchased ITSM Fulfillers, or if Customer purchases additional ITSM Fulfillers, additional App Engine Subscription Fees shall apply.
PROD12492 ServiceNow® Agile Team	Included Applications: Agile Development and Test Management All Users may use the above applications.
PROD17256 ServiceNow® IT Service Management Professional	Included Applications: Incident Management; Digital Product Release; Problem Management; Change Management; Asset Management; Request Management; Cost Management; Walk-Up Experience; Continual Improvement Management; Digital Portfolio Management; Financial Modeling; DevOps Change Velocity; Mobile Publishing; Vendor Manager Workspace; Universal Request Pro; Predictive Intelligence; Virtual Agent; and Platform Analytics Advanced Customer is granted the rights for Fulfiller User as defined in the User Type Definitions Section. Usage is limited by the number of purchased Fulfiller Users. Virtual Agent includes 1000 Virtual Agent Conversation Transactions per Fulfiller per month (unused Virtual Agent Conversation Transactions expire monthly). A Virtual Agent Conversation Transaction is defined as any structured conversation between a chatbot and user on a pre-built or custom topic. Additional monthly Virtual Agent Transactions require the purchase of Virtual Agent Transaction Pack(s). Platform Analytics Advanced, Virtual Agent, Predictive Intelligence, and Universal Request Pro use rights apply only to IT Service Management Professional Applications and App Engine Starter 50 Custom Tables. App Engine Starter 50: Customer is granted the right to create or install up to 50 Custom Tables and to grant each Fulfiller User the right to access those Custom Tables and perform the actions granted to that User Type. Protocols and Spokes that are available in the Subscription Product are set forth in the then-current applicable Product Documentation. Use of Protocols and Spokes may require purchase of Integration Hub Transactions at an additional fee. The following Application(s) became available in the family release indicated below. San Diego - Digital Portfolio Management and DevOps Change Velocity (Formerly: DevOps and DevOps Insights) DevOps Config - Tokyo

<p>PROD22417 ServiceNow® Integration Hub Starter</p>	<p>Integration Hub Starter includes entitlement for up to 100,000 Integration Hub Transactions annually (unused Transactions expire annually without credit or refund); External Content Connectors; and entitlement for up to 300MB of API Access Volume per day (unused API Access Volume expire daily without credit or refund).</p> <p>Integration Hub Starter includes Protocols and Spokes as set forth in the Integration Hub Overview on www.servicenow.com/products/entitlements-packages.html, which IS EXPRESSLY DEEMED INCORPORATED HEREIN BY THIS REFERENCE. Customer may request printed copies of the documents incorporated herein by reference by emailing us at legal.request@servicenow.com.</p> <p>An Integration Hub Transaction is defined as any outbound call originating from Integration Hub, FlowDesigner, Remote Tables and/or Orchestration. This includes any operation, action, orchestration from Integration Hub, Remote Tables or Orchestration resulting in an outbound call, as well as any external document indexed via AI Search IntegrationHub Spoke, External Content REST API, or External Content Connectors.</p> <p>Additional annual Transactions require the purchase of a separate Integration Hub package.</p> <p>API Access Volume is the total output of data volume in an applicable 24-hour period made by ServiceNow in response to a web service request originating from a system external to ServiceNow. Output of data as a result of Integration Hub Transactions and/or Stream Connect for Kafka are exempt and not included in the API Access Volume.</p> <p>Additional daily API Access Volume require the purchase of a separate API Access Volume package.</p> <p>Customer acknowledges that, to the extent it activates and uses External Content Connectors, Customer Data will be processed outside of Customer's ServiceNow instance to a centralized ServiceNow environment, provided that such centralized ServiceNow environment shall be hosted in the same data center as Customer's originating ServiceNow instance. Customer further acknowledges that the relevant terms set forth in the Agreement pertaining to ServiceNow's security and data protection program shall apply, except for those generally relating to certifications, attestations, or audits, and penetration testing. Any Customer Data transferred to such centralized ServiceNow environment will be deleted in accordance with ServiceNow's internal policies and procedures.</p>
<p>PROD17800 ServiceNow® Business Stakeholder</p>	<p>A Business Stakeholder User may approve requests by email that were routed to the User or via the Subscription Service and view and drill through reports within the Subscription Products to which the Customer is subscribed.</p> <p>Customers with a separately purchased IT Service Management Subscription product may provide Business Stakeholder Users with the right to update comments to incidents or requests on behalf of other Users.</p> <p>Customers with a separately purchased product with Customer Service Management application may provide Business Stakeholder Users with the right to create cases and update comments on behalf of their customers or service organizations. Customer may grant Business Stakeholder User rights to users that are either internal or external to Customer's organization.</p> <p>Customer is wholly responsible for Business Stakeholder Users' compliance with the terms of the Agreement and this ordering document, and all acts and omissions of such Users. Such Users will not have the right to take any legal action against ServiceNow under this Agreement or any ordering document.</p> <p>Customers with a separately purchased App Engine Subscription Product may provide Business Stakeholder Users with the right to create or update comments to records in an App Engine Custom Table.</p> <p>Use of Custom Tables with Business Stakeholder User rights requires: (i) use of the ServiceNow created approvals module; and (ii) creation of a read role on the Custom Table associated with the Business Stakeholder User role.</p>
<p>PROD21190 ServiceNow® ITSM Professional Plus</p>	<p>Included Applications: Now Assist for IT Service Management (ITSM); Now Assist for CMDB; and entitlement for up to 6,000 Assists annually per procured Fulfiller User (unused Assists expire annually without credit or refund).</p> <p>This Subscription Product is not available to Customers in Self-hosted environments or other restricted environments. This Subscription Product is not available to Public Sector Customers that cannot accept the applicable Product-Specific Terms, or where the Product-Specific Terms are otherwise inconsistent with applicable law or the Public Sector Customer's contract terms.</p> <p>Customer is granted the rights for Fulfiller Users. A Fulfiller User is any User that may perform a function beyond that entitled within a Business Stakeholder User or Requester User.</p> <p>Customer is entitled to use ITSM Professional Plus for the procured number of Fulfiller Users and use-cases contractually allowed for IT Service Management.</p> <p>Usage is limited to the number of Fulfiller Users.</p>

	<p>Now Assist for IT Service Management (ITSM) and Now Assist for CMDB: Use rights apply only to IT Service Management Applications and use cases. Use for other applications and use cases requires purchase of additional licenses.</p> <p>Use of this Subscription Product requires use of Next Experience to access full functionality and use of the Generative AI Controller.</p> <p>Use of this Subscription Product is governed by the Product-Specific Terms located at https://www.servicenow.com/upgrade-schedules.html (or such successor site or related locations designated by ServiceNow), and may be updated by ServiceNow from time to time. The Product-Specific Terms are expressly incorporated herein by reference.</p> <p>Assists are measured in production and sub-production instances based on the count of various Actions representing usage of generative AI features in the prior 365 days using defined ratios. A list of Assist Actions and defined ratios that correlate to how many Assists are consumed are set forth in the ServiceNow Assist Overview on ServiceNow's Entitlement Supplements located at https://www.servicenow.com/products/entitlements-packages.html (or such successor site or related locations designated by ServiceNow), and may be updated by ServiceNow from time to time. The ServiceNow Assist Overview is expressly incorporated herein by reference, and Customer's continued use of the Subscription Product after any update constitutes Customer's agreement to the updated ServiceNow Assist Overview.</p> <p>Additional annual Assists require the purchase of a separate Assist Pack.</p> <p>Use of the Subscription Product may require Customer to upgrade their instance(s) to a more current version after Customer's purchase of this Subscription Product. Required version and technical requirements for the Subscription Product may be available in the ServiceNow Store or the Documentation.</p>
<p>PROD20328 ServiceNow® IT Service Management Professional v3</p>	<p>Included Applications: DevOps Config; Incident Management; Digital Product Release; Problem Management; Change Management; Asset Management; Request Management; Cost Management; Walk-Up Experience; Continual Improvement Management; Digital Portfolio Management; Financial Modeling; DevOps Change Velocity; Mobile Publishing; Vendor Manager Workspace; Universal Request Pro; Predictive Intelligence; Virtual Agent; and Platform Analytics Advanced</p> <p>Customer is granted the rights for Fulfiller User as defined in the User Type Definitions Section. Usage is limited by the number of purchased Fulfiller Users.</p> <p>"Included Fulfillers for student users" are designated for temporary student workers by the Customer institution. One (1) Included Fulfiller for student users is added to the Order Form for a given number of paid Fulfillers of the same Subscription Product as specified in the product table above. Included Fulfillers for student users may not be purchased on a standalone basis.</p> <p>Virtual Agent includes 1000 Virtual Agent Conversation Transactions per Fulfiller per month (unused Virtual Agent Conversation Transactions expire monthly). A Virtual Agent Conversation Transaction is defined as any structured conversation between a chatbot and user on a pre-built or custom topic. Additional monthly Virtual Agent Transactions require the purchase of Virtual Agent Transaction Pack(s). Platform Analytics Advanced, Virtual Agent, Predictive Intelligence, and Universal Request Pro use rights apply only to IT Service Management Professional Applications and App Engine Starter 50 Custom Tables. App Engine Starter 50: Customer is granted the right to create or install up to 50 Custom Tables and to grant each Fulfiller User the right to access those Custom Tables and perform the actions granted to that User Type.</p> <p>The following Application(s) became available in the family release indicated below: San Diego - Digital Portfolio Management and DevOps Change Velocity (Formerly: DevOps and DevOps Insights) DevOps Config - Tokyo</p>
<p>PROD23774 ServiceNow® Strategic Portfolio Management Professional</p>	<p>Included Applications: Project Portfolio Management; Collaborative Work Management; Collaborative Work Management; Cost Management; Demand Management; Agile Development; Digital Portfolio Management; Test Management; Resource Management; Financial Planning; Investment Funding; Innovation Management; Portfolio Planning; Strategic Planning; Predictive Intelligence; Virtual Agent; and Platform Analytics Advanced</p> <p>Usage of Strategic Portfolio Management (SPM) Professional is limited to the number of SPM Users. An SPM User is defined as any User with the right to access one or more of the SPM Applications above and may perform any or all functions within the SPM Applications.</p> <p>Alignment Planner Workspace: Customer is granted the right to build and maintain roadmaps of projects, demands, scrum epics and programs.</p> <p>Virtual Agent includes 1000 Virtual Agent Conversation Transactions per SPM User per month (unused Virtual Agent Conversation Transactions expire monthly). A Virtual Agent Conversation Transaction is defined as any structured conversation between a chatbot and user on a pre-built or custom topic.</p> <p>Additional monthly Virtual Agent Transactions require the purchase of Virtual Agent Transaction Pack(s).</p> <p>Platform Analytics Advanced, Virtual Agent, and Predictive Intelligence: Use rights apply only to SPM Professional Applications and included App Engine Starter 5 Custom Tables.</p>

	<p>App Engine Starter 5: Customer is granted the right to create or install up to 5 Custom Tables and to grant each SPM User the right to access those Custom Tables.</p> <p>Protocols and Spokes that are available in the Subscription Product are set forth in the then-current applicable Product Documentation. Use of Protocols and Spokes may require purchase of Integration Hub Transactions at an additional fee.</p>
<p>PROD15945 ServiceNow® Employee Center Professional</p>	<p>Included Application: Employee Center Professional</p> <p>Usage of Employee Center Professional is limited to the number of Unrestricted Users. An Unrestricted User is every User that is assigned a unique username and has a user profile in the Subscription Service designated as "active".</p> <p>Protocols and Spokes that are available in the Subscription Product are set forth in the then-current applicable Product Documentation. Use of Protocols and Spokes may require purchase of Integration Hub Transactions at an additional fee.</p> <p>The following Application became available in the family release indicated below. Employee Center Professional - Rome</p>
<p>PROD21220 ServiceNow® Creator Professional Plus</p>	<p>Included Applications: App Engine Studio; Now Assist for Creator; and entitlement for up to 3,500 Assists annually per Creator User (unused Assists expire annually without credit or refund).</p> <p>This Subscription Product is not available to Customers in Self-hosted environments or other restricted environments. This Subscription Product is not available to Public Sector Customers that cannot accept the applicable Product-Specific Terms, or where the Product-Specific Terms are otherwise inconsistent with applicable law or the Public Sector Customer's contract terms.</p> <p>Customer is granted the rights for Creators. A Creator User is any User who may configure, modify, and build new functions and applications using ServiceNow Generative AI platform tools.</p> <p>Customer is entitled to use Creator Professional Plus for the procured number of Creator Users and use-cases contractually allowed for Creator Professional Plus.</p> <p>Creator Users are counting in both production and sub-production instances.</p> <p>Use of this Subscription Product requires use of Next Experience to access full functionality and use of the Generative AI Controller.</p> <p>Use of this Subscription Product is governed by the Product-Specific Terms located at https://www.servicenow.com/upgrade-schedules.html (or such successor site or related locations designated by ServiceNow), and may be updated by ServiceNow from time to time. The Product-Specific Terms are expressly incorporated herein by reference.</p> <p>Assists are measured in production and sub-production instances based on the count of various Actions representing usage of generative AI features in the prior 365 days using defined ratios. A list of Assist Actions and defined ratios that correlate to how many Assists are consumed are set forth in the ServiceNow Assist Overview on ServiceNow's Entitlement Supplements located at https://www.servicenow.com/products/entitlements-packages.html (or such successor site or related locations designated by ServiceNow), and may be updated by ServiceNow from time to time. The ServiceNow Assist Overview is expressly incorporated herein by reference, and Customer's continued use of the Subscription Product after any update constitutes Customer's agreement to the updated ServiceNow Assist Overview.</p> <p>Additional annual Assists require the purchase of a separate Assist Pack.</p> <p>Use of the Subscription Product may require Customer to upgrade their instance(s) to a more current version after Customer's purchase of this Subscription Product. Required version and technical requirements for the Subscription Product may be available in the ServiceNow Store or the Documentation.</p>
<p>PROD22569 ServiceNow® Impact Guided - Public Sector (US) v3</p>	<p>Impact Guided – Public Sector (US) v3 is subject to the Impact Guided – Public Sector (US) v3 Package Description. If not attached to the ordering document, the Impact Guided – Public Sector (US) v3 Package Description is as set forth on https://www.servicenow.com/upgrade-schedules.html and is INCORPORATED HEREIN BY THIS REFERENCE.</p>
<p>PROD14997 ServiceNow® IT Operations Management Visibility</p>	<p>Included Applications: ITOM Visibility</p> <p>Includes entitlement for up to the number of Subscription Units purchased.</p> <p>A Subscription Unit is a unit of measure applied to Managed IT Resources using Defined Ratios. A list of Managed IT Resources and Defined Ratios for a Subscription Unit are set forth in the IT Operations Management (ITOM) - ServiceNow Subscription Unit Overview on www.servicenow.com/products/entitlements-packages.html and ARE EXPRESSLY DEEMED</p>

INCORPORATED HEREIN BY THIS REFERENCE. Customer may request printed copies of the documents incorporated herein by reference by emailing us at legal.request@servicenow.com.

Bundled Custom Tables: Customer is granted the right to create or install up to 5 Custom Tables and to grant each User the right to access those Custom Tables as an Unrestricted User. An Unrestricted User is every User that is assigned a unique username and has a user profile in the Subscription Service designated as "active".

ACKNOWLEDGED AND AGREED:

Customer: Texas Southern University

ServiceNow, Inc.

Signature:	
Name:	
Title:	
Date:	

Signature:	
Name:	
Title:	
Date:	

**TEXAS SOUTHERN UNIVERSITY
BOARD OF REGENTS AGENDA**

COMMITTEE: Administration and Finance

ITEM: Approval is Requested to Purchase Cybersecurity Services

DATE PREVIOUSLY SUBMITTED:

SUMMARY:

The Administration requests approval to procure Managed Detection and Response (MDR) services to enhance our cybersecurity program. MDR represents a comprehensive cybersecurity solution combining advanced technology with expert human analysis to detect and mitigate cyber threats. This service provides continuous threat hunting, monitoring, and incident response capabilities, enabling us to efficiently identify and address sophisticated and concealed threats. Furthermore, the MDR services will support system restoration following security incidents.

In accordance with Texas Education Code § 51.9335, a cooperative agreement, E & I Cooperative Services, Contract#: EI00063-2021MA, was used to procure these services.

The University awards contracts to a respondent whose proposal provides the best value to the State of Texas and Texas Southern University, as defined by Texas Government Code, § 2155.074.

The University recommends Carahsoft Technology Corp. for this award. Carahsoft is not a HUB vendor and form 1295 has been submitted.

SUPPORTING

DOCUMENTATION: Proposal (Under Separate cover)

FISCAL IMPACT: Cost not to exceed \$275,000
FOAP: 1000 31200 7395 50 | BOA0001548

ACTION REQUESTED: Administration recommends approval of this item

Legal Certification: Based on available information to date, this action item and its implementation will not be in violation of any applicable federal, state, or local law, or regulation.



GENERAL COUNSEL

03/26/2025

DATE

Fiscal Certification: This fiscal note shown above details the true and actual positive or negative fiscal effect that implementation of this proposal will achieve.



John Pittman (Mar 26, 2025 16:23 CDT)

INTERIM CHIEF FINANCIAL OFFICER

03/26/2025

DATE



James Crawford (Mar 28, 2025 11:38 CDT)

PRESIDENT

03/28/2025

DATE

**TEXAS SOUTHERN UNIVERSITY
BOARD OF REGENTS AGENDA**

COMMITTEE: Administration and Finance

ITEM: Approval for the Amendment of the EAB Navigate and Transfer Portal Agreement

DATE PREVIOUSLY SUBMITTED:

SUMMARY:

The Administration requests approval to extend the contract with EAB Global Inc.'s two platforms (Navigate 360 and Transfer Portal) to enhance student engagement and institutional efficiency.

Navigate 360 is EAB's Student Success Management System online tool for connecting students to faculty, staff, and campus resources to help them "navigate" their way through college. The Transfer Portal allows transfer prospects to access on-demand self-service credit estimates quickly, compare progress to a degree across multiple programs, identify requirements for their target majors, and provide prospective student data to internal staff.

Texas Southern University has branded this platform as TCLAW Navigate 360.

The University awards contracts to a respondent whose proposal provides the best value to the State of Texas and Texas Southern University, as defined by Texas Government Code, § 2155.074.

The Administration recommends EAB Global Inc. for this award as a sole source procurement (Sole Source #1422) in accordance with Texas Education Code Section §51.9335. EAB Global is not a HUB, and Form 1295 has been submitted.

The term for the amendment is August 30, 2025, to August 30, 2027.

SUPPORTING

DOCUMENTATION: Amendment Proposal (Under separate cover)

FISCAL IMPACT: Cost not to exceed \$185,000 | FOAP: 1104 31200 7395 50 | BOA0001547

ACTION REQUESTED: Administration recommends approval of this item

Legal Certification: Based on available information to date, this action item and its implementation will not be in violation of any applicable federal, state, or local law, or regulation.



GENERAL COUNSEL

03/25/2025

DATE

Fiscal Certification: This fiscal note shown above details the true and actual positive or negative fiscal effect that implementation of this proposal will achieve.



John Pittman (Mar 26, 2025 16:26 CDT)

INTERIM CHIEF FINANCIAL OFFICER

03/26/2025

DATE



James Crawford (Mar 28, 2025 11:23 CDT)

PRESIDENT

03/28/2025

DATE

**TEXAS SOUTHERN UNIVERSITY
BOARD OF REGENTS AGENDA**

COMMITTEE: Administration and Finance

ITEM: Request Approval to Renew the Hosted Oracle Subscription Access License (HOSAL)

DATE PREVIOUSLY SUBMITTED: June 2024

SUMMARY:

Approval is requested to renew the Hosted Oracle Subscription Access License (HOSAL) bundle. The bundle is explicitly designed for and only compatible with Banner 9 in Ellucian's Managed Cloud.

The FY26 cost includes:

- Intelligent Learning Platform (ILP) for Blackboard
- Hosted Oracle Subscription Access (HOSAL)
- Managed Platform
- Core Banner Modules (Student self-service, financial aid, Degree Works, finance, HR, and third-party extensions (Evision & Argos))

In accordance with Texas Education Code § 51.9335, a Group Purchasing Organization (Texas Connection Consortium) was used to procure these services.

The University awards contracts to a respondent whose proposal provides the best value to the State of Texas and Texas Southern University, as defined by Texas Government Code, § 2155.074.

The University recommends Ellucian. The contract term is September 1, 2025 to August 31, 2026

SUPPORTING

DOCUMENTATION: LIT-TCC HOSAL Proposal, FY24 Managed Cloud Proposal, FY24 ILPO (Under Separate Cover)

FISCAL IMPACT: Cost Not to Exceed: \$1,545,762
FOAP: 1000 31205 7275 10 | 1000 31205 7262 10 | BOA0001552

ACTION REQUESTED: Administration recommends approval of this item

Legal Certification: Based on available information to date, this action item and its implementation will not be in violation of any applicable federal, state, or local law, or regulation.



GENERAL COUNSEL

03/25/2025

DATE


Fiscal Certification: This fiscal note shown above details the true and actual positive or negative fiscal effect that implementation of this proposal will achieve.



John Pittman (Mar 26, 2025 16:26 CDT)
INTERIM CHIEF FINANCIAL OFFICER

03/26/2025

DATE



James Crawford (Mar 28, 2025 11:20 CDT)
PRESIDENT

03/28/2025

DATE

**TEXAS SOUTHERN UNIVERSITY
BOARD OF REGENTS AGENDA**

COMMITTEE: Administration and Finance

ITEM: Request Approval to Purchase Communication Equipment for Public Safety Police and Security

DATE PREVIOUSLY SUBMITTED:

SUMMARY:

Approval is requested to purchase Motorola communication equipment for Texas Southern University's Department of Public Safety. The purchase will include radios, radio chargers, microphones, and a warranty for the purchased devices. Radios are the primary means of communication for the Department of Public Safety command staff, police officers, security officers, and dispatchers.

In accordance with Texas Education Code § 51.9335, a cooperative agreement (HCAG-TX-RA05-21) was used to procure these services.

The University awards contracts to a respondent whose proposal provides the best value to the State of Texas and Texas Southern University, as defined by Texas Government Code, § 2155.074.

The University recommends Bearcom for this award. Bearcom is not a HUB vendor and form 1295 has been submitted.

SUPPORTING

DOCUMENTATION: Vendor Quotes (Under Separate Cover)

FISCAL IMPACT: Cost not to exceed \$527,415.28
FOAP: 1000-62000-7334-70 – BOA0001553

ACTION REQUESTED: Administration recommends approval of this item

Legal Certification: Based on available information to date, this action item and its implementation will not be in violation of any applicable federal, state, or local law, or regulation.

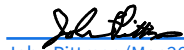


GENERAL COUNSEL

03/25/2025

DATE

Fiscal Certification: This fiscal note shown above details the true and actual positive or negative fiscal effect that implementation of this proposal will achieve.



John Pittman (Mar 26, 2025 16:26 CDT)

INTERIM CHIEF FINANCIAL OFFICER

03/26/2025

DATE



James Crawford (Mar 28, 2025 11:12 CDT)

PRESIDENT

03/28/2025

DATE

**TEXAS SOUTHERN UNIVERSITY
BOARD OF REGENTS AGENDA**

COMMITTEE: Administration and Finance

ITEM: Approval is Requested to Increase Housing & Dining Rates for Fiscal Year 2026

DATE PREVIOUSLY SUBMITTED: N/A

SUMMARY:

The University is proposing an increase in housing and dining rates for Fiscal Year 2026.

- Dining 5%
- On Campus Housing 5%

This increase is intended to improve our students' campus life experiences and to cover the necessary expenses of operating these areas.

SUPPORTING

DOCUMENTATION: Meal Plan Options & Rates

FISCAL IMPACT: No Fiscal Impact | BOA0001568

ACTION REQUESTED: Administration recommends approval of this item

Legal Certification: Based on available information to date, this action item and its implementation will not be in violation of any applicable federal, state, or local law, or regulation.

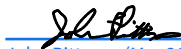


GENERAL COUNSEL

03/25/2025

DATE

Fiscal Certification: This fiscal note shown above details the true and actual positive or negative fiscal effect that implementation of this proposal will achieve.



John Pittman (Mar 26, 2025 08:39 CDT)

INTERIM CHIEF FINANCIAL OFFICER

03/26/2025

DATE



James Crawford (Mar 28, 2025 11:53 CDT)

PRESIDENT

03/28/2025

DATE

Academic Year 23-24 Rates				Proposed Academic Year 24-25 Housing Rates				\$ increase from 23-24	% increase from 23-24
* Bedroom (BR) * Bathroom (BA)	Per Semester	Per Year			Per Semester	Per Year			
Transformation Village (Shared)	\$ 3,398.00	\$ 6,796.00		Transformation Village (Shared)	\$ 3,398.00	\$ 6,796.00	\$ -	0.00%	
University Courtyard 4 BR, 2 BA	\$ 3,398.00	\$ 6,796.00		University Courtyard 4 BR, 2 BA	\$ 3,498.00	\$ 6,996.00	\$ 200.00	2.94%	
University Towers (Shared)	\$ 3,398.00	\$ 6,796.00		University Towers (Shared)	\$ 3,398.00	\$ 6,796.00	\$ -	0.00%	
Lanier West (Shared)	\$ 2,223.00	\$ 4,446.00		Lanier West (Shared)	\$ 2,223.00	\$ 4,446.00	\$ -	0.00%	
Academic Year 23-24 Rates (Upperclassmen Housing)				Proposed Academic Year 24-25 Housing Rates (Upperclassmen Housing)					
Tierwester Oaks 4 BR, 2 BA	\$ 3,209.00	\$ 6,418.00		Tierwester Oaks 4 BR, 2 BA	\$ 3,498.00	\$ 6,996.00	\$ 578.00	9.01%	
Tierwester Oaks 2 BR, 2 BA	\$ 3,686.00	\$ 7,372.00		Tierwester Oaks 2 BR, 2 BA	\$ 3,786.00	\$ 7,572.00	\$ 200.00	2.71%	

FY 26 Housing Increase Proposal

Property	FY 25 Rates	Proposed FY 26 Rates	Increase	On Campus Property	Beds	Classification
Transformation Village (Shared)	\$6,796.00	\$7,136	(\$340.00)	University Courtyard	306	Freshman
University Courtyard and Tierwester Oaks 4 BR, 2 BA	\$6,996.00	\$7,346	(\$350.00)	Tierwester Oaks	408	Freshman
Tierwester Oaks 2 BR, 2 BA	\$7,572.00	\$7,950	(\$378.00)	Lanier	98	Freshman
Lanier West (Shared)	\$4,446.00	\$4,668	(\$222.00)	Transformation Village	314	Freshman
				Icon/Loft*	720	Upperclassman
				Cullen Oaks *	348	Upperclassman
				* - Master Lease Properties	1096 freshman beds/30 staff beds 1056 upperclassman beds/12 staff beds	

2194 Total Beds

Meal Plan Data

FY23 Meal Plan Type	Sodexo Rates	Days	Amount	Eatery Dollars/Points	Total cost	Semester Cost	Rate rounded Semesterly	Rate Rounded Yearly	Participants
19	\$15.68	236	\$3,700.48	\$50.00	\$3,750.48	\$1,875.24	\$1,914.00	\$3,828.00	Everyone
14	\$10.95	236	\$2,584.20	\$200.00	\$2,784.20	\$1,392.10	\$1,463.00	\$2,926.00	Everyone
9	\$9.19	236	\$2,168.84	\$400.00	\$2,568.84	\$1,284.42	\$1,481.00	\$2,962.00	Upperclassman
7	\$8.52	236	\$2,010.72	\$500.00	\$2,510.72	\$1,255.36	\$1,514.00	\$3,028.00	Upperclassman
5	\$7.71	236	\$1,819.56	\$600.00	\$2,419.56	\$1,209.78	\$1,557.00	\$3,114.00	Upperclassman

FY24 Meal Plan Type	Sodexo Rates	Days	Amount	Eatery Dollars/Points	Total cost	Rate 5.75% Increase	Semester Cost	Rate Rounded Semesterly	Rate Rounded off Yearly	Participants
19	\$16.58	236	\$3,912.88	\$50.00	\$3,962.88	\$4,188.00	\$2,094.00	\$2,094.00	\$4,188.00	Everyone
14	\$11.58	236	\$2,732.88	\$200.00	\$2,932.88	\$3,090.00	\$1,545.00	\$1,545.00	\$3,090.00	Everyone
9	\$9.72	236	\$2,293.92	\$400.00	\$2,693.92	\$2,826.00	\$1,413.00	\$1,413.00	\$2,826.00	Upperclassman
7	\$9.01	236	\$2,126.36	\$500.00	\$2,626.36	\$2,749.00	\$1,374.50	\$1,374.50	\$2,749.00	Upperclassman
5	\$8.15	236	\$1,923.40	\$600.00	\$2,523.40	\$2,634.00	\$1,317.00	\$1,317.00	\$2,634.00	Upperclassman

FY25 Meal Plan Type	Sodexo Rates	Days	Amount	Eatery Dollars/Points	Total cost	Rate 5.75% Increase	Semester Cost	Rate Rounded Semesterly	Rate rounded off Yearly	Participants
19	\$16.58	236	\$3,912.88	\$50.00	\$3,962.88	\$4,188.00	\$2,094.00	\$2,094.00	\$4,188.00	Everyone
14	\$11.58	236	\$2,732.88	\$200.00	\$2,932.88	\$3,090.00	\$1,545.00	\$1,545.00	\$3,090.00	Everyone
9	\$9.72	236	\$2,293.92	\$400.00	\$2,693.92	\$2,826.00	\$1,413.00	\$1,413.00	\$2,826.00	Upperclassman
7	\$9.01	236	\$2,126.36	\$500.00	\$2,626.36	\$2,749.00	\$1,374.50	\$1,374.50	\$2,749.00	Upperclassman
5	\$8.15	236	\$1,923.40	\$600.00	\$2,523.40	\$2,634.00	\$1,317.00	\$1,317.00	\$2,634.00	Upperclassman

FY26 Meal Plan Type	Sodexo rate	New Rate	Days	Meal Plan	Eatery Dollars/Points	Total Cost	Semester Cost	Participants	Sodexo Rate	TSU Rate	5% increase	Eatery Dollars/Points	New Total
19	\$16.58	\$18.24	236	\$4,304.64	\$100.00	\$4,405.00	\$2,202.50	Everyone	\$3,912.88	\$4,304.64	\$4,520.00	\$100.00	4,620.00
14	\$11.58	\$12.74	236	\$3,006.64	\$400.00	\$3,407.00	\$1,703.50	Everyone	\$2,732.88	\$3,006.64	\$3,157.00	\$400.00	3,557.00
9	\$9.72	\$10.70	236	\$2,525.20	\$800.00	\$3,325.20	\$1,662.60	Upperclassman	\$2,293.92	\$2,525.20	\$2,651.00	\$800.00	3,451.00
7	\$9.01	\$9.92	236	\$2,341.12	\$1,000.00	\$3,341.00	\$1,670.50	Upperclassman	\$2,126.36	\$2,341.12	\$2,233.00	\$1,000.00	3,233.00
5	\$8.15	\$8.97	236	\$2,116.92	\$1,200.00	\$3,317.00	\$1,658.50	Upperclassman	\$1,923.40	\$2,116.92	\$2,223.00	\$1,200.00	3,423.00

**TEXAS SOUTHERN UNIVERSITY
BOARD OF REGENTS AGENDA**

COMMITTEE: Administration and Finance

ITEM: Student Accounts Receivable Write-Off

DATE PREVIOUSLY SUBMITTED: N/A

SUMMARY:

Per Sec. 54.007 of the Texas Education Code, state universities can extend credit to students without consideration of credit history or ability to repay. The write-off is for financial reporting purposes and will reduce the university's gross receivable and allowance for doubtful account balances but will not affect the net accounts receivable balance.

Additionally, detailed records of the debts will be maintained as well as the pursuit to collect on the balance. Students with unpaid debt will be unable to enroll in additional courses or obtain copies of degrees and transcripts.

	Original	Write-off	Adjusted
A/R Receivable (At August 31, 2024 gross)	23,832,101.00	(306,306.00)	23,525,795.00
Allowance	(4,284,179.00)	306,306.00	(3,977,873.00)
A/R Receivable (At August 31, 2024 net)	19,547,922.00	-	19,547,922.00

SUPPORTING

DOCUMENTATION: Student Accounts Receivable MAPP (Under Separate Cover)

FISCAL IMPACT: Accounts and Notes Receivable Write-off is \$306,305.74 for 209 Accounts

ACTION REQUESTED: Administration recommends approval of this item

Legal Certification: Based on available information to date, this action item and its implementation will not be in violation of any applicable federal, state, or local law, or regulation.




GENERAL COUNSEL

03/25/2025

DATE

Fiscal Certification: This fiscal note shown above details the true and actual positive or negative fiscal effect that implementation of this proposal will achieve.



John Pittman (Mar 26, 2025 08:38 CDT)

INTERIM CHIEF FINANCIAL OFFICER

03/26/2025

DATE



James Crawford (Mar 28, 2025 12:10 CDT)

PRESIDENT

03/28/2025

DATE

**TEXAS SOUTHERN UNIVERSITY
BOARD OF REGENTS AGENDA**

COMMITTEE: Administration and Finance

ITEM: Request for Approval to Modify Investment Managers

DATE PREVIOUSLY SUBMITTED: N/A

SUMMARY:

Atlanta Consulting Group recommends the following modifications for Texas Southern University's investment managers. This change includes investments in Texas-based entities (Bylaw 5.7).

1. Fixed income recommendation

- Replacing Loop Capital with Barrow Hanley Core Fixed Income in the fixed income portfolio.
- As part of this transition, the termination of Brandywine fixed income. The proceeds will go to Barrow Hanley Core Fixed Income.

2. Add an active small / mid cap manager to complement TSU's passive large cap ETF

- A 5% or \$5 million allocation to Natixis Vaughan Nelson Small Cap Value and a 5% or \$5 million allocation to DFA US Small Cap.

SUPPORTING

DOCUMENTATION: ACG Recommendation Summary (Under Separate Cover)

FISCAL IMPACT: No Fiscal Impact. Future Earnings Impact for Endowments

ACTION REQUESTED: Administration recommends approval of this item

Legal Certification: Based on available information to date, this action item and its implementation will not be in violation of any applicable federal, state, or local law, or regulation.



GENERAL COUNSEL

03/26/2025

DATE

Fiscal Certification: This fiscal note shown above details the true and actual positive or negative fiscal effect that implementation of this proposal will achieve.



John Pittman (Mar 26, 2025 15:38 CDT)

INTERIM CHIEF FINANCIAL OFFICER

03/26/2025

DATE



James Crawford (Mar 28, 2025 11:47 CDT)

PRESIDENT

03/28/2025

DATE

**TEXAS SOUTHERN UNIVERSITY
BOARD OF REGENTS AGENDA**

COMMITTEE: Administration and Finance

ITEM: Request Approval to Negotiate and Execute a Contract with a Sector Readiness Assessment Partner

DATE PREVIOUSLY SUBMITTED: N/A

SUMMARY:

The Administration requests approval to identify, negotiate, and execute a contract to engage an analytic collaborator to assist the Administration in assessing, evaluating, recording, and tracking university capacities and capabilities. The goal is to establish a comprehensive framework that reflects each university sector's operating condition. This will enable the Administration to understand the overall readiness condition of the University sector by sector and establish Sector Readiness metrics to maintain an efficacious operating status.

A Request for Proposal (RFP 717-25-727) is posted on the Electronic Slate Business Daily and TSU's website per Texas Government Code §2155.083.

The university awards contracts to a respondent whose proposal provides the best value to the State of Texas and Texas Southern University, as defined by Texas Government Code, §2155.074

SUPPORTING

DOCUMENTATION: Scope of Work

FISCAL IMPACT: Cost Not to Exceed: \$300,000 | BOA0001570
University FOAP: 1000-11001-7253-70

ACTION REQUESTED: Administration recommends approval of this item

Legal Certification: Based on available information to date, this action item and its implementation will not be in violation of any applicable federal, state, or local law, or regulation.




GENERAL COUNSEL

03/28/2025

DATE

Fiscal Certification: This fiscal note shown above details the true and actual positive or negative fiscal effect that implementation of this proposal will achieve.



John Pittman (Mar 28, 2025 15:53 CDT)

INTERIM CHIEF FINANCIAL OFFICER

03/28/2025

DATE



James Crawford (Mar 31, 2025 14:44 CDT)

PRESIDENT

03/31/2025

DATE

Request for Proposal (RFP)

Comprehensive Sector Readiness Assessment Partner specializing in conducting in-depth evaluations of various organizational components to determine sector readiness, identify gaps, and provide data-driven insights for strategic improvement at Texas Southern University.

Introduction

Texas Southern University (Texas Southern) is seeking proposals from qualified firms or organizations to serve as a Strategic Partner in facilitating and conducting a Sector Readiness Assessment for every academic unit. This Sector Readiness Assessment is a transformative initiative that will position Texas Southern University as a leader in academic excellence, financial sustainability, and operational efficiency.

We invite proposals from strategic partners who share our vision for building exceptional academic units that meet the demands of the future. The goal is to establish a comprehensive framework that assesses each academic unit of its needs to become an “Exceptional Unit” by optimizing operational efficiency, ensuring academic competitiveness, and aligning with market and workforce demands.

The selected partner will work closely with university leadership, faculty, and stakeholders to assess and enhance sector readiness through data-driven analysis, benchmarking, and strategic recommendations.

Project Objectives

The primary objective of this engagement is to conduct a Sector Readiness Assessment that enables every academic unit at Texas Southern University to:

1. Establish a framework for defining and tracking sector readiness
2. Align units’ missions with Texas Southern’s mission and strategic goals
3. Evaluate enrollment trends and strategic growth opportunities
4. Assess human capital needs and talent acquisition practices
5. Enhance academic delivery models and instructional effectiveness
6. Ensure optimal operational resources (technology, instructional tools, research, equipment, infrastructure, etc.)
7. Conduct a cost analysis and revenue assessment to achieve exceptional status
8. Improve process efficiency, policies, and administrative workflows
9. Optimize space utilization across academic units
10. Identify deficits impairing capabilities and provide recommendations for remediation

Scope of Work

The Comprehensive Sector Readiness Assessment Partner shall provide expertise in academic and operational assessments by conducting a comprehensive Sector Readiness Assessment. The assessment will include:

Framework for Defining and Tracking Sector Readiness

1. Develop a sector readiness framework with Key Performance Indicators (KPIs) for measuring academic and operational excellence.
2. Define metrics for benchmarking against peer institutions and workforce sector demands.
3. Establish a dashboard or reporting mechanism to continuously track progress.

Mission Alignment and Strategic Positioning

1. Evaluate each academic unit's alignment with Texas Southern's overall mission, strategic goals, and market needs.
2. Identify areas of improvement to ensure units are positioned as market leaders.

Enrollment Management and Growth Strategies

1. Analyze enrollment trends, retention, and completion rates by academic unit.
2. Identify barriers to enrollment growth and student retention.
3. Assess the effectiveness of student support services and academic advising.

Human Capital and Competitive Salaries

1. Assess faculty and staff workforce needs based on academic demand and growth.
2. Evaluate faculty workload, research productivity, and student engagement levels.
3. Provide recommendations on faculty hiring, retention, and professional development strategies.

Academic Delivery and Instructional Effectiveness

1. Evaluate current teaching methodologies, course delivery models, and hybrid/online education capabilities.
2. Assess the effectiveness of curriculum design, learning outcomes, and instructional quality.

Operational Resources and Technology Needs

1. Conduct an audit of instructional tools, classroom technology, and academic infrastructure.
2. Evaluate the adequacy of research funding, lab facilities, and faculty resources.
3. Identify gaps in technological integration, including digital learning platforms and AI-driven tools.
4. Provide recommendations for improving academic and operational efficiency through technology investments.

Cost Analysis and Revenue Needs to Achieve Exceptional Unit Status

1. Assess operating budgets and financial resources allocated to each academic unit.
2. Identify revenue gaps and financial constraints limiting academic competitiveness.
3. Conduct a cost-benefit analysis of proposed improvements needed to achieve sector readiness

Infrastructure Optimization, Process Efficiency, Policies and Administrative Workflows

1. Conduct a space utilization analysis of classrooms, labs, research facilities, and administrative offices.
2. Analyze operational processes and administrative workflows for inefficiencies.
3. Assess policy effectiveness in supporting academic and financial goals.
4. Recommend process improvements to streamline approvals, reporting, and decision-making.

**TEXAS SOUTHERN UNIVERSITY
BOARD OF REGENTS AGENDA**

COMMITTEE: Administration and Finance

ITEM: Endowment Performance & Update (February 28, 2025)

DATE PREVIOUSLY SUBMITTED: N/A

SUMMARY:

The current endowment performance report is presented as information based on the requirements set forth in the Texas Southern University Endowment Investment Policy.

SUPPORTING

DOCUMENTATION: Atlanta Consulting Group TSU Endowment Reports – February 28, 2025

FISCAL IMPACT: None | BOA0001569

ACTION REQUESTED: Information

Legal Certification: Based on available information to date, this action item and its implementation will not be in violation of any applicable federal, state, or local law, or regulation.



GENERAL COUNSEL

03/25/2025

DATE

Fiscal Certification: This fiscal note shown above details the true and actual positive or negative fiscal effect that implementation of this proposal will achieve.



John Pittman (Mar 26, 2025 08:38 CDT)

INTERIM CHIEF FINANCIAL OFFICER

03/26/2025

DATE



James Crawford (Mar 28, 2025 12:10 CDT)

PRESIDENT

03/28/2025

DATE

**TEXAS SOUTHERN UNIVERSITY
BOARD OF REGENTS AGENDA**

COMMITTEE: Academic Affairs, Research and Student Life

ITEM: Candidates for Rank, Tenure and Promotion for FY 2024-2025

DATE PREVIOUSLY SUBMITTED: N/A

SUMMARY:

The administration recommends the approval of changes in rank and/or the awarding of tenure to faculty members across various academic units of the University in accordance with Board Policy 21.06. These actions are based on the relevant recommendations from the faculty, the Provost, and the University President.

SUPPORTING DOCUMENTATION: Rank, Tenure and Promotion Candidates (Under Separate Cover)

FISCAL IMPACT: Under Separate Cover
FOAP: 1000 21000 7008 10 (BOA0001562)

ACTION REQUESTED: Administration recommends approval of this item

Legal Certification: Based on available information to date, this action item and its implementation will not be in violation of any applicable federal, state, or local law, or regulation.



GENERAL COUNSEL

03/26/2025

DATE

Fiscal Certification: This fiscal note shown above details the true and actual positive or negative fiscal effect that implementation of this proposal will achieve.



John Pittman (Mar 26, 2025 12:39 CDT)

INTERIM CHIEF FINANCIAL OFFICER

03/26/2025

DATE



James Crawford (Mar 28, 2025 11:50 CDT)

PRESIDENT

03/28/2025

DATE

**TEXAS SOUTHERN UNIVERSITY
BOARD OF REGENTS AGENDA**

COMMITTEE: Academic Affairs, Research and Student Life

ITEM: Approval is Requested to Negotiate and Finalize a Contract to Procure a Pedestrian Simulator

DATE PREVIOUSLY SUBMITTED: N/A

SUMMARY:

The administration seeks approval to negotiate and finalize a contract for the procurement of a pedestrian simulator. This simulator will significantly enhance the Department of Transportation's existing Driving Simulator Lab/Virtual Driving Lab.

The pedestrian simulator is designed to integrate seamlessly with the driving and bicycle simulators, thereby establishing a comprehensive platform for pioneering research in driving safety, bicycle safety, pedestrian safety, and Autonomous Vehicles (AV). By augmenting our research capabilities, these strategic acquisitions empower the Department of Transportation Planning and Management to conduct advanced research into the hybrid traffic-driving environment anticipated with the integration of Autonomous Vehicles (AV) alongside traditional non-self-driving vehicles on our roadways in the future.

An Invitation to Bid (ITB # 717-25-728) is posted on the Electronic State Business Daily and TSU's website per Texas Government Code §2155.083.

The University awards contracts to a respondent whose proposal provides the best value to the State of Texas and Texas Southern University, as defined by Texas Government Code, § 2155.074.

SUPPORTING

DOCUMENTATION: Supporting Documentation
(BOA0001559)

FISCAL IMPACT: Cost Not to Exceed: \$203,300
FOAP: 3337 23660 7373 10

ACTION REQUESTED: Administration recommends approval of this item

Legal Certification: Based on available information to date, this action item and its implementation will not be in violation of any applicable federal, state, or local law, or regulation.



GENERAL COUNSEL

03/26/2025

DATE

Fiscal Certification: This fiscal note shown above details the true and actual positive or negative fiscal effect that implementation of this proposal will achieve.



John Pittman (Mar 26, 2025 16:24 CDT)

INTERIM CHIEF FINANCIAL OFFICER

03/26/2025

DATE



James Crawford (Mar 28, 2025 13:21 CDT)

PRESIDENT

03/28/2025

DATE

TEXAS SOUTHERN UNIVERSITY
2024-2025 Title III Part B; Strengthening HBCU & HBGI Programs
Enhancement of M.S. Degree Program in Transportation Planning and
Management

NARRATIVE

The Department of Transportation Studies offers an M.S. degree in Transportation Planning and Management, which is designed to train students for successful careers in the various fields of transportation. This is the largest M.S. degree offered within the College of Science, Engineering, and Technology (COSET). Currently, there are 25 Graduate students in our department. Our transportation program is to provide education that builds on the latest data, systems, and technologies in transportation.

The M.S. degree program was established in 1983 since that time, over 300 M.S. degrees have been awarded. The department strives to provide an environment that enables students to develop their maximum potential and skills that are needed for the next generation of transportation professionals. For this purpose, cutting-edge research facilities for training and developing our students are needed and more financial support is also needed to enable our graduate students to more focus on their studies and research work.

To optimize enrollment and maintain TSU as a high-quality research institution, we are presenting three requests for HGBI funding. *Firstly*, we request research assistance (RA) stipends for 6 graduate students in the Transportation program. It is necessary to provide continued support to the current Title III funding-supported students and ensure they achieve success in our program. *Secondly*, we request funding for maintaining and enhancing the existing driving simulator lab/ virtual driving lab with the latest technology and software systems. This will enable our program to remain cutting-edge by conducting advanced transportation research. *Lastly*, we request funding for purchasing some traffic data collection equipment. It will enhance our capabilities in conducting advanced transportation research. These requests are vital for securing external grants related to transportation research in the future. By investing in these areas, TSU can continue to be a leader in transportation research, maintain its status as a high-quality research institution, and attract top talents.

STATEMENT OF THE PROBLEM or NEED

In preparing the next generation of transportation professionals, we pay special attention to attracting and retaining individuals who represent diverse backgrounds socially, economically, and academically, especially those who have not been well represented among transportation professionals in the past. We are committed to providing access and opportunity to our ethnically diverse student body (including a large number of African American students) to enable them to develop their full potential. However, the primary obstacle to recruiting the highest quality students and ensuring that all of our graduate students are maximally productive, committed to their studies, and fully engaged in their research projects remains student financial strain/cost of study. In the last two years, with the support of Title III funding, we have successfully recruited 10 high-quality students. This is necessary to provide continued support to the current Title III funding-supported students and ensure they achieve success in our program. Note that, we plan to recruit more highest quality students for the year 2024-2025. The requested RA stipends will not only provide our students with the needed financial support to allow them to focus on their studies but also the opportunities to work closely with their professors on their research projects,

TEXAS SOUTHERN UNIVERSITY
2024-2025 Title III Part B; Strengthening HBCU & HBGI Programs
Enhancement of M.S. Degree Program in Transportation Planning and Management

which will provide them with an excellent learning environment, valuable research skills, and actual work experiences.

Second, currently, with the support of Title III funding, we are developing an advanced driving simulator lab/ virtual driving lab, which includes an advanced driving simulator and a bike simulator and they can work together into one simulation and allow us to conduct some advanced research work on dring safety, bicycle safety and Autonomous Vehicles (AV). For this lab, we need to continue to enhance it with the latest technology and software systems. Especially, a pedestrian simulator can be added to that lab to offer a powerful platform for advancing pedestrian safety research.

Third, our transportation program continually strives to enhance its research capabilities and educational offerings to remain at the forefront of transportation science. To support this goal, we propose the acquisition of the following two sets of advanced traffic data collection equipment.

- Driving Distance Measuring System: This system is essential for accurately collecting data on vehicle travel distances and speeds under various traffic conditions. Its precision and reliability support detailed analysis of vehicular flow and density, which is crucial for developing traffic management solutions and infrastructure improvements.
- Traffic Turning Movement Accounting System: Turning movements are critical data points in traffic engineering, providing insights into intersection performance, signal timing optimization, and the safety of both vehicular and pedestrian traffic. The Traffic Turning Movement Accounting System will allow for precise measurement of these movements, enabling researchers and students to devise innovative solutions to improve intersection design and reduce traffic-related accidents.

The above three requirements will significantly contribute to our educational objectives and enhance our research capabilities.

Specific goal:

Our goal is to increase the enrollment of qualified students and to establish cutting-edge transportation research facilities at TSU, thereby sustaining TSU as a high-quality institution.

OBJECTIVES AND ACTION STEPS

Objectives:

1. Provide research assistance (RA) stipends support to 6 student workers
2. Continue enhancing the existing driving simulator lab/ virtual driving lab by adding an advanced pedestrian simulator with virtual reality capabilities.
3. Acquisition of two sets of advanced traffic data collection equipment, including a Driving Distance Measuring System and a Traffic Turning Movement Accounting System
4. Continue to develop and foster student-centered scholarly activities for our current and prospective transportation students.
 - Publish at least 3 peer-reviewed publications in scientific journals

TEXAS SOUTHERN UNIVERSITY
2024-2025 Title III Part B; Strengthening HBCU & HBGI Programs
Enhancement of M.S. Degree Program in Transportation Planning and Management

- Submit at least 3 external grant proposals
- Students present their research work in Transportation conferences/meetings
- Organize at least 3 Transportation seminars in the Department

Action Steps:

1. Award 6 student workers a stipend of \$18,000 + 13.65% fringe each.
2. This support will be used as a recruitment tool to attract good students into the program and increase enrollment. The transportation program will be advertised through TSU/COSET website and recruitment flyers.
3. Maintain and enhance the existing driving simulator lab/ virtual driving lab by adding an advanced pedestrian simulator with virtual reality capabilities.
4. All Title III fellows will help with maintaining the equipment in our simulator labs and work on designing and developing the driving simulation scenarios.
5. Continue to develop and foster student-centered scholarly activities:
 - Students will be informed about upcoming conferences/meetings and encouraged to submit their abstracts/papers and participate in transportation conferences and meetings. The department will support the students to attend the meeting.
 - Faculty will submit research proposals to TxDOT, USDOT, NSF, FHWA, etc. to attract external grants.
 - Faculty members will publish their research work in peer-reviewed scientific journals
 - Faculty members will attend the transportation conferences to present their research work
 - Research conducted by students will be published in scientific journals.
 - The Transportation Department organizes a research seminar series every semester for graduate students in the COSET.

SUMMARY

To achieve these objectives through the action steps that we have thoughtfully presented above, we will require a Title III funding award for our M.S. level program in Transportation planning and management for FY24-25. It will enable us to increase the enrollment of qualified students and establish cutting-edge transportation research facilities at TSU, thereby sustaining TSU as a high-quality institution.

**TEXAS SOUTHERN UNIVERSITY
BOARD OF REGENTS AGENDA**

COMMITTEE: Academic Affairs, Research and Student Life

ITEM: Request Approval to Award an Honorary Doctorate

DATE PREVIOUSLY SUBMITTED: N/A

SUMMARY:

Upon the recommendation by President James W. Crawford III, the University requests approval to confer an honorary doctorate to Mrs. Alison Leland.

Mrs. Leland is an alumna of Spelman College and the Georgetown University Law Center. She has dedicated 16 years to a successful career in investment banking, working with a prominent firm on Wall Street. Her extensive experience in the field underscores her expertise and commitment to excellence in the financial sector. In addition to her professional achievements, Mrs. Leland is a trustee of the Menil Museum. She holds board member positions with the Texas Defenders Service, which advocates for indigent death row inmates, and the Mickey Leland Kibbutzim Internship Foundation, which enables high school students to intern in Israel.

Currently, Mrs. Leland is the director of the 3+3 Undergraduate/Law Dual-Degree Program at the University of Houston. This forward-thinking program allows outstanding Honors College students to transition into legal studies at the UH Law Center upon completion of their junior year. Furthermore, she oversees the Smithsonian internship program and is a political science instructor within the Honors College.

Notably, Alison Leland was married to the late Congressman, Mr. George Thomas "Mickey" Leland, III. Mrs. Leland donated a collection of Mickey Leland's archives and papers to the University in 1989.

SUPPORTING

DOCUMENTATION: None (BOA0001561)

FISCAL IMPACT: N/A

ACTION REQUESTED: Administration recommends approval of this item

Legal Certification: Based on available information to date, this action item and its implementation will not be in violation of any applicable federal, state, or local law, or regulation.



GENERAL COUNSEL

03/26/2025

DATE

Fiscal Certification: This fiscal note shown above details the true and actual positive or negative fiscal effect that implementation of this proposal will achieve.



John Pittman (Mar 26, 2025 08:04 CDT)

INTERIM CHIEF FINANCIAL OFFICER

03/26/2025

DATE



James Crawford (Mar 28, 2025 12:14 CDT)

PRESIDENT

03/28/2025

DATE

**TEXAS SOUTHERN UNIVERSITY
BOARD OF REGENTS AGENDA**

COMMITTEE: Academic Affairs, Research and Student Life

ITEM: Request Approval to Negotiate and Execute a Contract for a Learning Management System (LMS)

DATE PREVIOUSLY SUBMITTED: N/A

SUMMARY:

Approval is requested to negotiate and execute a contract to procure a Learning Management System. LMS is a vital tool to enhance educational and training initiatives, allowing us to effectively deliver, manage, and track learning programs for students and faculty. The system has features such as course creation, progress tracking, assessments, reporting capabilities, and user management to ensure a comprehensive educational experience.

A Request for Proposal (RFP 717-25-717) is posted on the Electronic Slate Business Daily and TSU's website per Texas Government Code §2155.083.

The university awards contracts to a respondent whose proposal provides the best value to the State of Texas and Texas Southern University, as defined by Texas Government Code, §2155.074

SUPPORTING DOCUMENTATION: Summary Statement

FISCAL IMPACT: Cost not to Exceed: \$825,000 | (BOA0001563)
FOAP: 3331 21025 7380 10

ACTION REQUESTED: Administration recommends approval of this item

Legal Certification: Based on available information to date, this action item and its implementation will not be in violation of any applicable federal, state, or local law, or regulation.



GENERAL COUNSEL

03/25/2025

DATE

Fiscal Certification: This fiscal note shown above details the true and actual positive or negative fiscal effect that implementation of this proposal will achieve.



John Pittman (Mar 26, 2025 15:54 CDT)

INTERIM CHIEF FINANCIAL OFFICER

03/26/2025

DATE



James Crawford (Mar 28, 2025 11:39 CDT)

PRESIDENT

03/28/2025

DATE

Negotiation Approach for New LMS Contract

As we move forward with the Request for Offer (RFO) proceedings for a new Learning Management System (LMS), our negotiation strategy will focus on securing a comprehensive and cost-effective agreement that aligns with our TSU's needs for a robust and engaging teaching and learning platform. Key elements of our approach include:

1. **Clear Scope and Implementation:** Ensure that the contract clearly outlines the scope of services, features, and deployment methods to avoid confusion and ensure all necessary components are included.
2. **Contract Duration:** Negotiate a contract duration that suits our needs, with clear timelines and milestones.
3. **Payment Structure and Transparency:** Secure an itemized breakdown of costs, including any additional fees for support, upgrades, or implementation. Explore options for payment schedules that may offer discounts for upfront payments or longer commitments.
4. **Prioritized Objectives:** Set Specific, Measurable, Achievable, Relevant, and Time-based (SMART) objectives for the negotiation, prioritizing essential features and services while identifying potential trade-offs.
5. **Open Communication and Flexibility:** Foster open communication with the vendor to negotiate terms effectively and include flexibility clauses for future adjustments or unforeseen circumstances.
6. **Total Cost of Ownership (TCO) Analysis:** Consider all associated costs beyond the initial licensing fee, including maintenance and potential future upgrades.

By adopting this structured approach, we aim to secure a contract that provides the best value for our investment while ensuring a successful partnership with the LMS vendor.

**TEXAS SOUTHERN UNIVERSITY
BOARD OF REGENTS AGENDA**

COMMITTEE: Academic Affairs, Research and Student Life

ITEM: Academic Affairs Updates

DATE PREVIOUSLY SUBMITTED: N/A

SUMMARY:

Dr. Carl B. Goodman, Provost and Senior Vice President, will share key updates from Academic Affairs.

SUPPORTING DOCUMENTATION: PowerPoint Presentation

FISCAL IMPACT: No Fiscal Impact

ACTION REQUESTED: Information

Legal Certification: Based on available information to date, this action item and its implementation will not be in violation of any applicable federal, state, or local law, or regulation.



GENERAL COUNSEL

03/26/2025

DATE

Fiscal Certification: This fiscal note shown above details the true and actual positive or negative fiscal effect that implementation of this proposal will achieve.



John Pittman (Mar 26, 2025 15:52 CDT)

INTERIM CHIEF FINANCIAL OFFICER

03/26/2025

DATE



James Crawford (Mar 28, 2025 11:40 CDT)

PRESIDENT

03/28/2025

DATE

Division of Academic Affairs Updates

April 9-10, 2025

Carl B. Goodman, Ph.D.

Provost and Senior Vice President for Academic Affairs



TIGER ADVANTAGE

FIRST-TIME FRESHMAN

- Enrollment and Completion Advisors
- Degree Works
- Leveraging Technology
- Comprehensive Programming

PEER MENTORS

- Campus PALS
- Maroon & Gray Achievement Society

CAREER PATHWAYS

- Advocacy U
 - Internships & Certifications
- Chase Financial
 - Literacy & Certification
- IBM Badges
 - Cybersecurity
 - Artificial Intelligence
 - Data Analysis
- Career Expiration
- Resume Writing
- Dress for Success
- Interviewing
- Internships

FRESHMAN SEMINAR

Redesign FS 102 to encompass three central themes:

- Civic Engagement
- Entrepreneurship Mindset
- Career Pathways

ACADEMIC SUPPORT

- Academic Coaches
- 24/7 Tutoring
- Supplemental Instruction for Barrier courses

TIGER CARE TEAM

- Project ROAR
- Reboot Program
- Mental Health Resources

EARNING YOUR TIGER STRIPES

CELEBRATING ACADEMIC EXCELLENCE

EARNING YOUR TIGER STRIPES 2025



SAVE THE DATE
EARN YOUR
TIGER STRIPES
AND WEAR THEM
WITH PRIDE


Join us to celebrate our amazing students who have successfully completed their first 30 hours toward their degree! On February 3rd 2025, from 12 p.m. to 1 p.m. in the Sawyer Auditorium, we'll honor their achievements with customized Tiger Backpacks, tiger stripes, and exciting prizes. Don't miss this special event as we come together to celebrate "Earning Your Tiger Stripes!"

MONDAY
2.3.2025

TSU
TEXAS SOUTHERN UNIVERSITY



TSU CELEBRATING ACADEMIC EXCELLENCE STORM THE COURT 2025



T S U P R O U D

TEAMWORK STUDENT SUCCESS UNPRECEDENTED PROUD RESEARCH-DRIVEN OPTIMISTIC UNITED DISTINCT



SMITHSONIAN CONSORTIUM



- 2 - TSU Scholar Interns
- 1 Alum - Smithsonian fellow
- Most Art of All the HBCUS



Academic Affairs - Faculty Approval Items

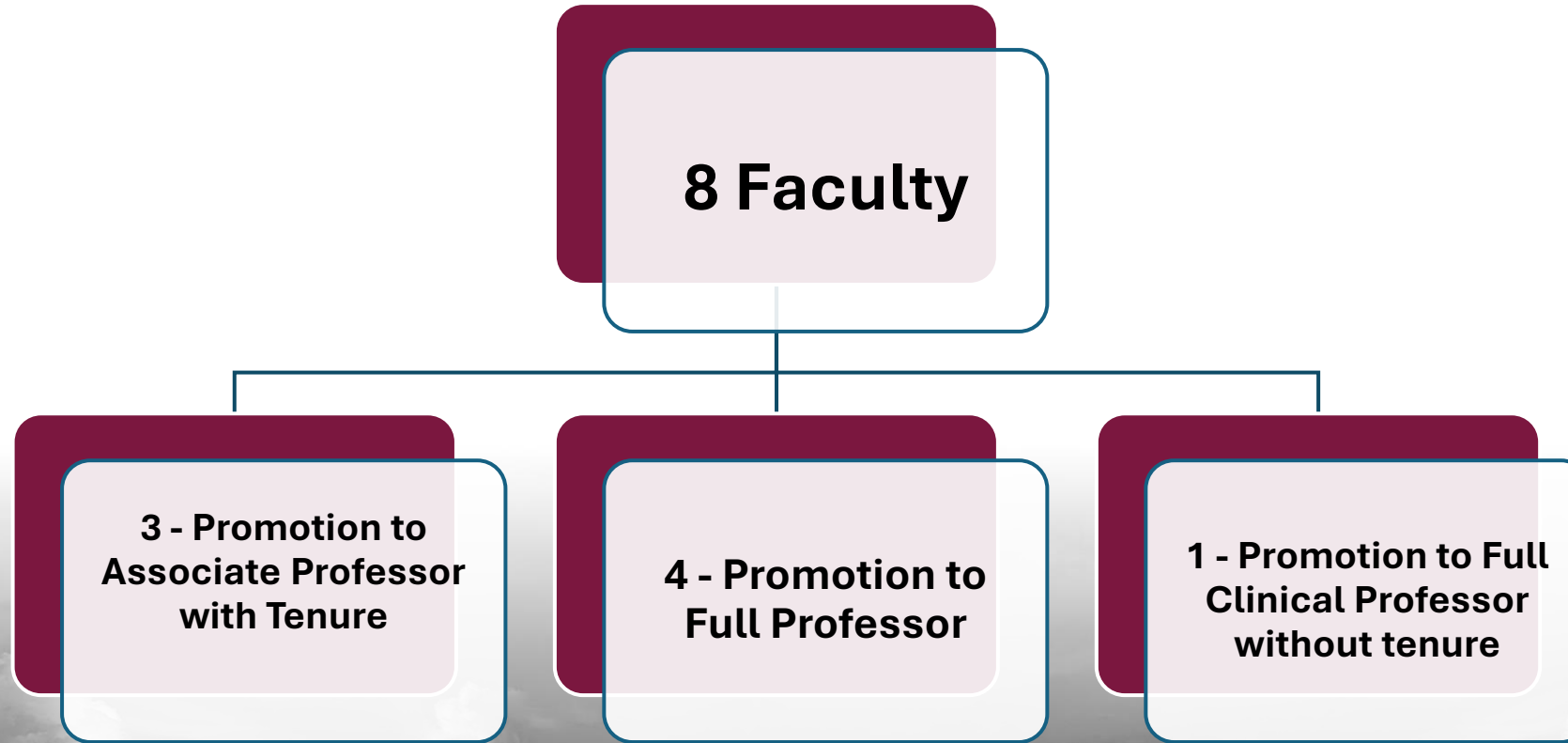
8 - Rank, Promotion, & Tenure

4 - Faculty Development Leave

1 - Professor Emeritus

1 - Honorary Doctorate

2024-2025 Rank, Tenure, & Promotion



NASPAA Site Visit

March 6-7, 2025



TEXAS SOUTHERN UNIVERSITY



The Global Standard in Public Service Education



Colleges of Distinction

Texas Southern University

Houston, Texas

APPLY NOW

REQUEST INFO



Visit the School Website »



Save school



Strategic University Wide Initiatives

**COMPLETE
COLLEGE
AMERICA**

Adobe
CREATIVE
CAMPUS

LinkedIn Learning



ACUE

Student Success
Through Exceptional
Teaching

T S U P R O U D
TEAMWORK STUDENT SUCCESS UNPRECEDENTED PROUD RESEARCH-DRIVEN OPTIMISTIC UNITED DISTINCT

American College & University for Educators

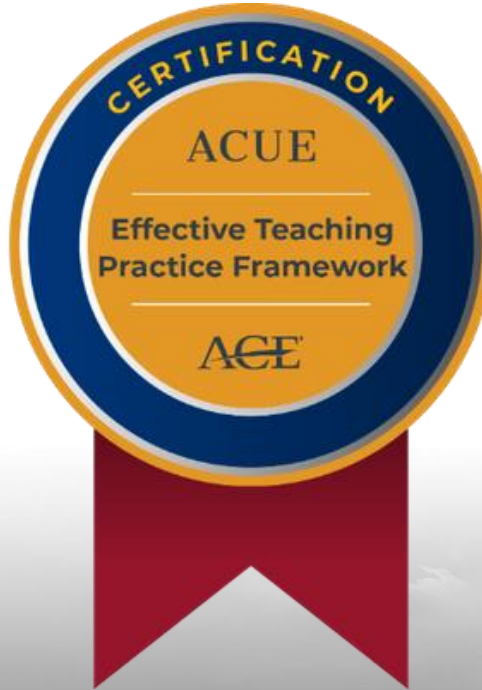
ACUE



49



23/33



23



23



23

T S U P R O U D
TEAMWORK STUDENT SUCCESS UNPRECEDENTED PROUD RESEARCH-DRIVEN OPTIMISTIC UNITED DISTINCT

WOMEN'S HISTORY MONTH CELEBRATION



Est. 1927

Professor Emeritus

Dr. Lei Yu, Ph.D., P.E.

Professor, Department of Transportation Studies

*Former Dean for the College of Science,
Engineering & Technology (COSET)*



TSU FACULTY HIGHLIGHTS

Texas Southern University

Office of the Provost

Great Things Are Happening in Academic Affairs Every Day



Dr. Gloria Batiste-Roberts – A Champion for Texas Southern University's Debate Team

Texas Southern University is incredibly proud to celebrate the outstanding leadership and unwavering dedication of Dr. Gloria Batiste-Roberts, the head debate coach of our world-renowned debate team. Under her expert guidance, the team has achieved extraordinary success, culminating in their *fifth world championship* win at the Annual International Forensics Association's Speech and Debate Tournament in Incheon, South Korea. This remarkable victory not only highlights the team's exceptional talent but also reflects Dr. Batiste-Roberts' commitment to excellence and the legacy of Dr. Thomas Freeman, the team's legendary founder.



Dr. Gloria Batiste-Roberts
Debate Coach and Director
Thomas Freeman Center for Forensic Excellence,
Adjunct Professor of Social Work

Dr. Batiste-Roberts has been an instrumental force in the team's resurgence, leading them to win first place in all four tournaments this season and bringing home 21 individual prizes, the most of any of the 27 competing teams. Her leadership not only builds champions in debate but fosters personal growth, resilience, and discipline in her students. The debate team's victory this year, beating out Bradley University for the top spot, was a testament to their hard work and dedication—qualities Dr. Batiste-Roberts instills in her students every day.

Her commitment to carrying on the legacy of Dr. Freeman—who founded the debate team in 1949 and coached until his retirement in 2013—is evident in the success and spirit of the team. Dr. Freeman's influence continues to live on in the ethos of the team, and Dr. Batiste-Roberts has honored his teachings by ensuring that every student is given the tools to excel, not only in debate but in their broader personal and professional lives.

As a proud member of the Texas Southern University community, Dr. Batiste-Roberts has shown time and time again her dedication to nurturing students from diverse academic backgrounds. Whether they are communications, political science, theater, or even science majors, she has helped them discover their voices, develop their arguments, and compete at the highest levels of academia. Texas Southern University is proud of Dr. Batiste-Roberts and the debate team for this incredible achievement. Their hard work, determination, and passion continue to elevate our university's reputation on the global stage. This world championship victory serves as a reminder of the impact of strong leadership, the power of education, and the unwavering commitment to excellence that defines our institution.

Texas Southern University

Office of the Provost

Great Things Are Happening in Academic Affairs Every Day



Honoring Dr. Alvia Wardlaw: Advancing the Legacy of TSU's Artistic Heritage

Texas Southern University is proud to recognize Dr. Wardlaw for securing new funding from Humanities Texas and the National Endowment for the Humanities for the groundbreaking project, *"HBCU Art Legacy: Continuing the Digitization of Hannah Hall Murals."* This funding marks a significant step forward in the preservation of TSU's artistic heritage and ensures that the legacy of our talented former students continues to inspire future generations.



Dr. Alvia Wardlaw
Professor of Art/University Museum Curator
Department of Visual and Performing Arts, COLABS

The murals in Hannah Hall are more than just artwork; they are a visual representation of TSU's rich cultural history, creativity, and the powerful voices of past students who used art to tell their stories. Through this project, these murals will be digitally preserved, allowing a broader audience to experience their beauty and historical significance. By leveraging modern technology, Dr. Wardlaw's work ensures that these masterpieces remain accessible for scholars, students, and art enthusiasts for years to come.

TSU remains deeply committed to celebrating and protecting its artistic and cultural contributions. The digitization of the Hannah Hall murals not only honors the skill and vision of our former students but also reinforces TSU's role as a leader in preserving African American art and history.

We extend our sincere gratitude to Dr. Wardlaw for their dedication and leadership in this initiative. This achievement reflects a profound commitment to ensuring that TSU's legacy in the arts remains vibrant and impactful. Congratulations on this well-deserved recognition!



TSU FACULTY HIGHLIGHTS

Texas Southern University

Office of the Provost

Great Things Are Happening in Academic Affairs Every Day



Dr. Yi Qi was honored with the Most Cited Paper Award by the International Journal of Transportation Science and Technology

Dr. Yi Qi is a professor and Department Chair of the Transportation Studies Department at the College of Science, Engineering, and Technology (COSET). Recently, her research paper, "Impacts of COVID-19 on Public Transit Ridership," has been awarded the prestigious Most Cited Paper Award by the International Journal of Transportation Science and Technology during the 2025 Transportation Research Board (TRB) Annual Meeting.

The International Journal of Transportation Science and Technology (IJTST) is a peer-reviewed academic journal that publishes high-quality research on transportation systems, technologies, and policies. It focuses on innovative and multidisciplinary studies that advance knowledge in transportation science. Its 2022 Impact Factor was 6.692, considered high in the transportation domain. It ranks among the top journals in transportation science and technology.



Dr. Yi Qi
Professor and Department Chair,
Transformation Studies



Published in November 2021, Dr. Qi's paper explores transportation equity issues and identifies key socioeconomic factors contributing to the decline in public transit ridership during the COVID-19 pandemic. With over 100 citations to date, this research has garnered significant recognition for its valuable insights and contributions to the field of transportation science.

Dr. Qi's research exemplifies Texas Southern University's commitment to excellence in transportation studies and research innovation. Her contributions continue to elevate TSU's reputation as a leader in addressing contemporary transportation challenges through rigorous scholarship and impactful findings. The university applauds Dr. Qi for this well-deserved recognition and looks forward to her continued success in advancing transportation science.

Texas Southern University

Office of the Provost

Great Things Are Happening in Academic Affairs Every Day



Thomas Meloncon, Associate Professor, honored with Internship Program at Fade to Black Arts Festival

Texas Southern University is proud to highlight that the *Fade to Black Play Festival*; a non-profit performing arts organization that celebrates and recognizes African American Playwrights, locally and nationally has named in honor of Associate Professor Thomas Meloncon, the Thomas Meloncon Intern Program.


This will be a training component of the upcoming *Fade to Black Arts Festival* to be held in downtown Houston, June 8-14, 2025. The purpose of the Intern Program is to improve and enhance marketable artistic skills set among college students majoring in Theatre.

Two students each from local colleges, Texas Southern University, University of Houston, Prairie View A&M University, and St. Thomas University will receive \$2000.00 Intern Scholarships for working as interns under the guidance of professional artists during the run of the Festival. The internship is approximately 1 month.

Professor Meloncon, known for his hard-hitting plays, prose and poetry was recognized for his latest stage play, *Stagolee and the Funeral of a Dangerous Word*, which premiered at Main Street Theatre.

The Houston Press 2024 Houston Theatre Award named this play as one of two Best

New Play Productions; and its main character with the Best Actor Award, played by Texas Southern University Alumnus, Timothy Eric; and was directed by Texas Southern University Alumnus Erroll Anthony Wilks.



Thomas Meloncon
Associate Professor, College of Liberal Arts and Behavioral Sciences/Visual Performing Arts

We congratulate Associate Professor, Thomas Meloncon, on these achievements and look forward to our students' successful participation in the upcoming Houston *Fade to Black Arts Festival 2025*.



TSU FACULTY HIGHLIGHTS

Texas Southern University

Office of the Provost

Great Things Are Happening in Academic Affairs Every Day



Dr. Cassandra Black – Sieglinde in Wagner's *Die Walküre*, a performance with the renowned Siam Sinfonietta in Thailand

Texas Southern University proudly highlights the outstanding achievements of **Dr. Cassandra Black**, a celebrated soprano and esteemed faculty member who serves as **Assistant Professor, Voice Area Coordinator, and Opera Workshop Director** in the Department of Music.

This past summer, Dr. Black captivated audiences with her powerful portrayal of *Sieglinde* in Wagner's *Die Walküre*, a performance she delivered with the renowned Siam Sinfonietta in Thailand. Her commanding stage presence and vocal artistry brought the character to life, earning high praise from audiences and critics alike. She also starred as *The Mother* in Lone Star Lyric's acclaimed production of *Breath of Life*, showcasing her remarkable dramatic and vocal versatility.

Dr. Black continues to share her talent and expertise with the community this semester, performing as the soprano soloist in Mendelssohn's *Elijah* with a full orchestra, demonstrating the depth and beauty of her vocal expression. Additionally, she will take on the role of *Hilde* in Hopera's vibrant production of *The Producers*, further showcasing her adaptability across both classical and contemporary repertoire. In addition to her impressive performance career, Dr. Black is a dedicated educator and mentor at TSU.



Dr. Cassandra Black
Assistant Professor, Voice Area Coordinator, Opera Workshop Director

As **Voice Area Coordinator and Opera Workshop Director**, she plays a vital role in shaping the next generation of vocalists, guiding students in both technical mastery and artistic interpretation. Through her leadership, the opera program at TSU continues to thrive, providing students with invaluable performance opportunities and professional development.

We celebrate Dr. Cassandra Black's many accomplishments and look forward to her continued success on stage and in the classroom!

Texas Southern University

Office of the Provost

Great Things Are Happening in Academic Affairs Every Day



"Light Beyond Shadow": Showcasing the University Choir's Fall Concert Success

The Fall Concert, *Light Beyond Shadow*, was a shining example of how exceptional faculty leadership and student dedication can come together to create a truly unforgettable musical experience. Under the visionary guidance of Ashton Jones, Director of Choral Activities, the University Choir delivered a captivating program that celebrated diversity, artistry, and community. The eclectic repertoire included sacred choral works, African American spirituals, Latin compositions, and pieces by African American male and female composers, as well as contributions from African and Norwegian composers.

This thoughtfully curated program not only showcased the choir's remarkable versatility but also celebrated cultural and musical diversity, bringing audiences on a journey through various traditions and styles. Highlights included a heartfelt tribute to graduating seniors and a festive community sing-along featuring classic Christmas carols. The concert also paid homage to TSU's rich history by engaging alumni, current students, faculty, and staff in a stirring performance of the alma mater.

Ashton Jones's leadership went beyond musical direction, fostering an environment where students were challenged to master a wide range of musical styles in just one semester. The rigorous rehearsal schedule, including regular class times,

with additional evening sessions—demonstrated the choir's commitment to excellence.

The impact of the concert was immediate and profound. Following the performance, Jones received an outpouring of interest from students eager to join the ensemble, inspired by the choir's vibrant energy and undeniable talent. This enthusiasm underscores the powerful role that faculty leadership and a shared passion for music play in shaping a dynamic and inclusive university community.



Ashton Jones
Instructor of Music/ Director of Choral Activities

The University Choir's Fall Concert was not just a performance; it was a celebration of collaboration, cultural exploration, and artistic achievement, shining a light on the transformative power of music under inspired guidance.



CRITICAL STAFF & FACULTY POSITIONS



SENIOR ASSOCIATE PROVOST FOR FACULTY AFFAIRS & COMMUNITY ENGAGEMENT



DIRECTOR FOR TRANSITION AND TRANSFER STUDENT SUCCESS



DIRECTOR FOR STUDENT ADVISEMENT AND MATRICULATION



DEAN, BARBARA JORDAN MICKEY LELAND SCHOOL OF PUBLIC AFFAIRS



DEAN, JESSE H. JONES SCHOOL OF BUSINESS



DEAN, HONORS COLLEGE



ACADEMIC ADVISOR, TRANSFER STUDENTS



CHAIR, ENGINEERING



CHAIR, MATHEMATICS



CHAIR, CHEMISTRY

ALL SEARCHES HAVE BEEN LAUNCHED





T S U P R O U D

TEAMWORK	STUDENT SUCCESS	UNPRECEDENTED	PROUD	RESEARCH-DRIVEN	OPTIMISTIC	UNITED	DISTINCT
----------	-----------------	---------------	-------	-----------------	------------	--------	----------

**TEXAS SOUTHERN UNIVERSITY
BOARD OF REGENTS AGENDA**

COMMITTEE: Development and Legislative Affairs

ITEM: Approval Request to Negotiate and Execute a Contract for Consulting Services

DATE PREVIOUSLY SUBMITTED: N/A

SUMMARY:

The Division of Development and Alumni Engagement requests formal approval to negotiate and execute a contract for consultant services supporting the Centennial Campaign. This campaign is designed to commemorate our institution's centennial anniversary by boosting fundraising efforts and fortifying relationships with alumni.

The consultant will deliver strategic insights, design targeted outreach initiatives, and help formulate messaging to engage our alumni and the broader community. Their expertise will be invaluable in maximizing participation and contributions, ensuring the campaign's success.

A Request for Qualifications (RFQ 717-25-726) is posted on the Electronic State Business Daily and TSU's website per Texas Government Code §2155.083.

The University awards contracts to a respondent whose proposal provides the best value to the State of Texas and Texas Southern University, as defined by Texas Government Code, §2155.074.

SUPPORTING

DOCUMENTATION: Scope of Work, Budget Sheet Attached (Under Separate Cover)
BOA0001539

FISCAL IMPACT: Cost Not to Exceed: \$180,000
University FOAP: 1744-51000-7253-70

ACTION REQUESTED: Administration recommends approval of this item

Legal Certification: Based on available information to date, this action item and its implementation will not be in violation of any applicable federal, state, or local law, or regulation.

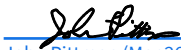


GENERAL COUNSEL

03/26/2025

DATE

Fiscal Certification: This fiscal note shown above details the true and actual positive or negative fiscal effect that implementation of this proposal will achieve.



John Pittman (Mar 26, 2025 16:32 CDT)

INTERIM CHIEF FINANCIAL OFFICER

03/26/2025

DATE



James Crawford (Mar 28, 2025 11:11 CDT)

PRESIDENT

03/28/2025

DATE

**TEXAS SOUTHERN UNIVERSITY
BOARD OF REGENTS AGENDA**

COMMITTEE: Development and Legislative Affairs

ITEM: Development & Alumni Engagement Highlights & Updates

DATE PREVIOUSLY SUBMITTED: N/A

SUMMARY:

The Division of Development & Alumni Engagement will present a report detailing donations received and revenues generated.

The presentation will also highlight engagement strategies for cultivating lasting relationships with alumni and donors.

SUPPORTING DOCUMENTATION: PowerPoint Presentation

FISCAL IMPACT: N/A

ACTION REQUESTED: Information

Legal Certification: Based on available information to date, this action item and its implementation will not be in violation of any applicable federal, state, or local law, or regulation.

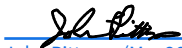


GENERAL COUNSEL

03/26/2025

DATE

Fiscal Certification: This fiscal note shown above details the true and actual positive or negative fiscal effect that implementation of this proposal will achieve.



John Pittman (Mar 26, 2025 14:42 CDT)

INTERIM CHIEF FINANCIAL OFFICER

03/26/2025

DATE



James Crawford (Mar 28, 2025 11:49 CDT)

PRESIDENT

03/28/2025

DATE

**TEXAS SOUTHERN UNIVERSITY
BOARD OF REGENTS AGENDA**

COMMITTEE: Development and Legislative Affairs

ITEM: 89th Legislative Session Informational Update

DATE PREVIOUSLY SUBMITTED: N/A

SUMMARY:

Government Affairs will provide an information update on State/Federal Affairs

SUPPORTING DOCUMENTATION: State & Federal Governmental Updates

FISCAL IMPACT: None

ACTION REQUESTED: Information

Legal Certification: Based on available information to date, this action item and its implementation will not be in violation of any applicable federal, state, or local law, or regulation.



GENERAL COUNSEL

03/28/2025

DATE

Fiscal Certification: This fiscal note shown above details the true and actual positive or negative fiscal effect that implementation of this proposal will achieve.



John Pittman (Mar 28, 2025 15:44 CDT)

INTERIM CHIEF FINANCIAL OFFICER

03/28/2025

DATE



James Crawford (Mar 31, 2025 14:42 CDT)

PRESIDENT

03/31/2025

DATE

SENATE	HOUSE	Decision Senate/Decision House	Projection
CCAP—Critical Electrical Systems: Health and Safety (0.0 FTEs)	CCAP—Critical Electrical Systems: Health and Safety (0.0 FTEs)	Nothing/Nothing	
CCAP—Campus Wide MEP Systems Upgrade Health & Safety (0.0 FTEs)	CCAP—Campus Wide MEP Systems Upgrade Health & Safety (0.0 FTEs)	Nothing/Nothing	
Tiger Fleet Modernization (\$3,771,500) Article XI	Tiger Fleet Modernization (\$5,000,000);	Art. 11/Adopted	Low: \$3,771,500; Mid: \$4,385,750; Max: \$5,000,000
CCAP - Thurgood Marshall School of Law Edifice Reformation (\$120,000,000)	CCAP - Thurgood Marshall School of Law Edifice Reformation (\$131,000,000)	Art. 11/Art. 11	Low: \$120m; Mid: \$125.5; Max:\$131m
Tiger Success Unlimited ("TSU") Texas Educator Excellence (50.0 FTEs)	Tiger Success Unlimited ("TSU") Texas Educator Excellence (\$4.5m)	Nothing/Adopted	Low: 0; Mid: \$2,250,000; Max: \$4.5m
AI-Driven Excellence: Transforming Student Success from Recruitment to Graduation (13.0 FTEs)	AI-Driven Excellence: Transforming Student Success from Recruitment to Graduation (\$6,567,780)	Nothing/Art. 11	Low: \$0; Mid: \$3,283,890; Max: \$6,567,780
TSU Center for Nursing Education, Research, and Maternal Infant Health (ONLINE) (21.0 FTEs)	TSU Center for Nursing Education, Research, and Maternal Infant Health (ONLINE) (\$3.0m)	Nothing/Adopted	Low: \$0; Mid: \$1.5; Max: \$3.0m
PharmD Satellite Campuses (6.0 FTEs)	PharmD Satellite Campuses (\$9,074,100)	Nothing/Adopted	Low:\$0; Mid: \$4,537,050;Max: \$9,074,100
CCAP—Active Learning Environments (0.0 FTEs)	CCAP—Active Learning Environments (0.0 FTEs)	Nothing/Nothing	
Aerospace Engineering (Drone/Rocket) (19.0 FTEs)	Aerospace Engineering (Drone/Rocket) (\$3,161,100)	Nothing/Art. 11	Min: \$0; Mid: \$1,580,550; Max:\$3,161,100
CCAP—Aerospace Engineering Institute-Complex (0.0 FTEs)	CCAP—Aerospace Engineering Institute-Complex (0.0 FTEs)	Nothing/Nothing	
CCAP—Aerospace Engineering Complex-Furniture, Furnishings, and Equipment (FFE) (0.0 FTEs)	CCAP—Aerospace Engineering Complex-Furniture, Furnishings, and Equipment (FFE) (0.0 FTEs)	Nothing/Nothing	

SENATE	HOUSE	Decision Senate/Decision House	Projection
CCAP Research Drone Netting Facility (0.0 FTEs)	CCAP Research Drone Netting Facility (0.0 FTEs)	Nothing/Nothing	
Tiger Online Learning Expansion (19.0 FTEs)	Tiger Online Learning Expansion (\$3.0m)	Nothing/Adopted	Min: \$0; Mid: \$1.5m; Max: \$3.0
	Research Fooscued on Maternal Mortality of Black Women and Infants (\$12m)	Not Offered/Art. 11	Min: \$0; Mid: (\$6m); Max: \$12m
Accreditation Continuation - Pharmacy (\$1,329,592)	Accreditation Continuation - Pharmacy (\$4m)	Art. 11/Art. 11	Min: \$1,329,592 ; Mid: \$2,664,796 Max: \$4.0; will urge potential House conferees to agree with Senate proposal and bring this item to adoption either on House floor or in conference
	Texas Law Enforcement Peer Network Contingency	Not Offered/Art. 11	Min: \$0; Mid: \$1.2; Max: \$2.4
	Medical School Feasibility Study	Not Offered/Art. 11	Min: \$0; Mid: \$100k; Max: \$200k



PRESIDENTIAL ACTIONS

AMERICA FIRST POLICY DIRECTIVE TO THE SECRETARY OF STATE

EXECUTIVE ORDER

January 20, 2025

By the authority vested in me as President by the Constitution and the laws of the United States of America, it is hereby ordered:

Section 1. Purpose. From this day forward, the foreign policy of the United States shall champion core American interests and always put America and American citizens first.

Sec. 2. Policy. As soon as practicable, the Secretary of State shall issue guidance bringing the Department of State's policies, programs, personnel, and operations in line with an America First foreign policy, which puts America and its interests first.

Sec. 3. General Provisions. (a) Nothing in this order shall be construed to impair or otherwise affect:

(i) the authority granted by law to an executive department or agency; or

(ii) the functions of the Director of the Office of Management and Budget relating to budgetary, administrative, or legislative proposals.

(b) This order shall be implemented consistent with applicable law and subject to the availability of appropriations.

(c) This order is not intended to, and does not, create any right or benefit, substantive or procedural, enforceable at law or in equity by any party against the United States, its departments, agencies, or entities, its officers, employees, or agents, or any other person.

THE WHITE HOUSE,

January 20, 2025.

[News](#)

[Administration](#)

[Issues](#)

[Contact](#)

[Visit](#)

THE WHITE HOUSE

1600 Pennsylvania Ave NW

Washington, DC 20500



THE WHITE HOUSE

WH.GOV

[Copyright](#)

[Privacy](#)

UNIVERSITY OF NORTH TEXAS AT DALLAS
(Continued)

Percent Lower Division Semester Credit Hours Taught by Tenured or Tenure-Track Faculty	32.4%	33%
State Licensure Pass Rate of Law Graduates	75.6%	77.1%
A.1.1. Strategy: OPERATIONS SUPPORT		
Efficiencies:		
Administrative Cost as a Percent of Total Expenditures	9.41%	9.22%
Average Cost of Resident Undergraduate Tuition And Fees For 15 Semester Credit Hours	4,797	4,797
Explanatory:		
Average Student Loan Debt	16,713	16,713
Percent of Students with Student Loan Debt	16.03%	15.87%

32. Expansion Funding - University of North Texas at Dallas. It is the intent of the legislature that non-formula General Revenue operations funding in Strategy C.1.1, Expansion Funding for the University of North Texas at Dallas will be phased out by one-fourth over the four biennia following the biennium the institution reaches 6,000 full-time student equivalents.

43. Law School. Out of funds appropriated above in Strategy C.1.2, Law School, \$1,453,499 ~~in from the General Revenue Fund~~ in fiscal year ~~2024~~2026 and \$1,453,499 ~~from the General Revenue Fund~~ in fiscal year ~~2025~~2027 shall be used to support operations of the University of North Texas at Dallas College of Law, including the development of a new instructional model for student success.

54. Student Mobility, Transfer and Success Initiative. Out of funds appropriated above in Strategy C.1.3, Student Mobility, Transfer and Success Initiative, \$950,000 ~~in from the General Revenue Fund~~ in fiscal year ~~2024~~2026, and \$950,000 ~~in from the General Revenue Fund~~ in fiscal year ~~2025~~2027, shall be used to support and enhance student success initiatives at the University of North Texas at Dallas. Any unexpended balances as of August 31, ~~2024~~2026, are appropriated for the same purpose for the fiscal year ~~2025~~2027.

65. Center for Socioeconomic Mobility. Out of funds appropriated to the University of North Texas at Dallas in Strategy C.2.1, Center for Socioeconomic Mobility, \$1,750,000 ~~in from the General Revenue Fund~~ in fiscal year ~~2024~~2026 and \$1,750,000 ~~in from the General Revenue Fund~~ in fiscal year ~~2025~~2027 will be used to support the Center for Socioeconomic Mobility. Any unexpended balances as of August 31, ~~2024~~2026, are appropriated for the same purpose for the fiscal year beginning September 1, ~~2024~~2026.

76. Classroom to Career Initiative. ~~Included in amounts above in Strategy C.3.1, Classroom to Career Initiative, \$3,000,000 out of the General Revenue Fund and 30 FTEs in each fiscal year of the 2024-25 biennium are appropriated to the University of North Texas - Dallas to support the Classroom to Career Initiative. Out of funds appropriated in Strategy C.3.1, Classroom to Career Initiative, \$3,000,000 from the General Revenue Fund in fiscal year 2026 and \$3,000,000 from the General Revenue Fund in fiscal year 2027 will be used to support the Classroom to Career Initiative.~~

TEXAS SOUTHERN UNIVERSITY

	For the Years Ending	
	August 31, 2026	August 31, 2027
Method of Financing:		
General Revenue Fund	\$ 44,668,101	\$ 44,676,851
GR Dedicated - Estimated Other Educational and General Income Account No. 770	<u>\$ 24,036,403</u>	<u>\$ 24,036,403</u>
Total, Method of Financing	<u>\$ 68,704,504</u>	<u>\$ 68,713,254</u>
This bill pattern represents an estimated 34.9% of this agency's estimated total available funds for the biennium.		
Number of Full-Time-Equivalents (FTE)-Appropriated Funds	545.3	545.3

TEXAS SOUTHERN UNIVERSITY
(Continued)

Items of Appropriation:

A. Goal: INSTRUCTION/OPERATIONS

Provide Instructional and Operations Support.

A.1.1. Strategy: OPERATIONS SUPPORT	\$ 27,792,329	\$ 27,792,329
A.1.2. Strategy: TEACHING EXPERIENCE SUPPLEMENT	518,695	518,695
A.1.3. Strategy: STAFF GROUP INSURANCE PREMIUMS	2,596,568	2,596,568
A.1.4. Strategy: WORKERS' COMPENSATION INSURANCE	208,312	208,312
A.1.5. Strategy: TEXAS PUBLIC EDUCATION GRANTS	2,387,378	2,387,378
A.1.6. Strategy: ORGANIZED ACTIVITIES	54,970	54,970
A.1.7. Strategy: CRU FUNDING	<u>993,547</u>	<u>993,547</u>

Performance-based Funding For Comprehensive Universities.

Total, Goal A: INSTRUCTION/OPERATIONS \$ 34,551,799 \$ 34,551,799

B. Goal: INFRASTRUCTURE SUPPORT

Provide Infrastructure Support.

B.1.1. Strategy: E&G SPACE SUPPORT Educational and General Space Support.	\$ 5,832,606	\$ 5,832,606
B.1.2. Strategy: CCAP REVENUE BONDS Capital Construction Assistance Projects Revenue Bonds.	12,701,650	12,710,400
B.1.3. Strategy: SMALL INSTITUTION SUPPLEMENT	<u>331,248</u>	<u>331,248</u>

Total, Goal B: INFRASTRUCTURE SUPPORT \$ 18,865,504 \$ 18,874,254

C. Goal: NON-FORMULA SUPPORT

Provide Non-formula Support.

C.1. Objective: INSTRUCTIONAL SUPPORT

C.1.1. Strategy: THURGOOD MARSHALL SCHOOL OF LAW	\$ 155,372	\$ 155,372
C.1.2. Strategy: ACCREDITATION - BUSINESS Accreditation Continuation - Business.	25,706	25,706
C.1.3. Strategy: ACCREDITATION - PHARMACY Accreditation Continuation - Pharmacy.	25,928	25,928
C.1.4. Strategy: ACCREDITATION - EDUCATION Accreditation Continuation - Education.	32,481	32,481

C.2. Objective: PUBLIC SERVICE

C.2.1. Strategy: MICKEY LELAND CENTER Mickey Leland Center on World Hunger and Peace.	\$ 36,146	\$ 36,146
C.2.2. Strategy: URBAN REDEVELOPMENT/RENEWAL Urban Redevelopment and Renewal.	44,857	44,857
C.2.3. Strategy: TEXAS SUMMER ACADEMY	224,284	224,284

C.3. Objective: INSTITUTIONAL SUPPORT

C.3.1. Strategy: MIS/FISCAL OPERATIONS Integrated Plan to Improve MIS and Fiscal Operations.	<u>\$ 73,964</u>	<u>\$ 73,964</u>
---	------------------	------------------

Total, Goal C: NON-FORMULA SUPPORT \$ 618,738 \$ 618,738

D. Goal: ACADEMIC DEVELOPMENT INITIATIVE

D.1.1. Strategy: ACADEMIC DEVELOPMENT INITIATIVE \$ 13,990,262 \$ 13,990,262

E. Goal: RESEARCH FUNDS

E.1.1. Strategy: COMPREHENSIVE RESEARCH FUND \$ 678,201 \$ 678,201

Grand Total, TEXAS SOUTHERN UNIVERSITY \$ 68,704,504 \$ 68,713,254

Object-of-Expense Informational Listing:

Salaries and Wages	\$ 14,854,773	\$ 15,861,266
Other Personnel Costs	2,918,318	2,914,776
Faculty Salaries (Higher Education Only)	29,605,653	28,569,853
Professional Fees and Services	44,857	44,857
Consumable Supplies	41,908	42,071
Debt Service	12,701,650	12,710,400
Other Operating Expense	6,100,102	6,141,019
Grants	2,387,378	2,387,378
Capital Expenditures	<u>49,865</u>	<u>41,634</u>

Total, Object-of-Expense Informational Listing \$ 68,704,504 \$ 68,713,254

TEXAS SOUTHERN UNIVERSITY
(Continued)

Estimated Allocations for Employee Benefits and Debt Service Appropriations Made Elsewhere in this Act:

<u>Employee Benefits</u>			
Retirement	\$	4,372,651	\$ 4,689,112
Group Insurance		5,413,541	5,846,231
Social Security		<u>4,026,189</u>	<u>4,251,655</u>

Total, Estimated Allocations for Employee Benefits and Debt Service Appropriations Made Elsewhere in this Act		<u>\$ 13,812,381</u>	<u>\$ 14,786,998</u>
--	--	----------------------	----------------------

1. Performance Measure Targets. The following is a listing of the key performance target levels for the Texas Southern University. It is the intent of the Legislature that appropriations made by this Act be utilized in the most efficient and effective manner possible to achieve the intended mission of the Texas Southern University. In order to achieve the objectives and service standards established by this Act, the Texas Southern University shall make every effort to attain the following designated key performance target levels associated with each item of appropriation.

	<u>2026</u>	<u>2027</u>
A. Goal: INSTRUCTION/OPERATIONS		
Outcome (Results/Impact):		
Percent of First-time, Full-time, Degree-seeking Freshmen Who Earn a Baccalaureate Degree within Six Academic Years	29%	32%
Percent of First-time, Full-time, Degree-seeking Freshmen Who Earn a Baccalaureate Degree within Four Academic Years	14%	16%
Persistence Rate of First-time, Full-time, Degree-seeking Freshmen Students after One Academic Year	75%	75%
Certification Rate of Teacher Education Graduates	100%	100%
Percent of Baccalaureate Graduates Who Are First Generation College Graduates	40.7%	40.7%
Percent of Incoming Full-time Undergraduate Transfer Students Who Graduate within Four Years	55%	56%
Percent of Incoming Full-time Undergraduate Transfer Students Who Graduate within Two Years	36%	37%
Percent of Lower Division Semester Credit Hours Taught by Tenured or Tenure-Track Faculty	27%	27%
State Licensure Pass Rate of Law Graduates	71%	71%
State Licensure Pass Rate of Pharmacy Graduates	87%	87%
Dollar Value of External or Sponsored Research Funds (in Millions)	7	7
A.1.1. Strategy: OPERATIONS SUPPORT		
Efficiencies:		
Administrative Cost as a Percent of Total Expenditures	10.9%	10.9%
Average Cost of Resident Undergraduate Tuition And Fees For 15 Semester Credit Hours	4,586.65	4,586.65
Explanatory:		
Average Student Loan Debt	32,492	32,492
Percent of Students with Student Loan Debt	80%	80%
Average Financial Aid Award Per Full-Time Student	15,847	15,847
Percent of Full-Time Students Receiving Financial Aid	95.5%	95.5%

32. Thurgood Marshall School of Law. In addition to monies from the General Revenue Funds identified above for the operation and maintenance of the Thurgood Marshall School of Law, all tuition and fee revenues generated through enrollment in the School of Law, including Texas Public Education Grants and Emergency Loans under Education Code, Chapter 56 (Student Financial Aid Assistance), shall be allocated for use by the School of Law and may only be expended for purposes related to the operation and maintenance of the School of Law and its students.

43. Governing Board. Out of the funds appropriated above, an amount not to exceed \$30,000 in each year of the biennium shall be for all expenses associated with the governing board's duties including, but not limited to: travel, entertainment, lodging, and expenses of state employees who provide services for the governing board.

A separate record of the board's expenditures shall be kept and retained in the same manner as the fiscal records of the institution(s) the board governs. No funds may be used for the governing board's expenses except for the specific amounts designated above. Funds appropriated for the governing board's expenses may be used for any other purpose covered by this Act.

54. Academic Development Initiative. Funds appropriated above in Strategy D.1.1, Academic Development Initiative, in the amount of \$13,990,262 in fiscal year ~~2024~~2026 and \$13,990,262 in

TEXAS SOUTHERN UNIVERSITY
(Continued)

fiscal year ~~2025~~2027, are to be used for (1) proven academic success programs; (2) existing graduate programs; (3) undergraduate education; and (4) initiatives to target enrollment growth. The University shall submit to the Texas Southern University Board of Regents, the Texas Higher Education Coordinating Board, the Legislative Budget Board, and the Governor a report describing the use of the funds appropriated that states the goals to be achieved through use of the funds and established timelines and milestones for showing progress in meeting the goals. The report shall include proposed actions to be taken in the event a milestone is not met. The report shall be due with the submission of the Legislative Appropriations Request in a format prescribed by the Legislative Budget Board and which documents the year the funding was established, the mission of programs funded with the appropriation, major accomplishments achieved, future goals, and the impact on programs should funding be discontinued. Any unexpended balances as of August 31, ~~2024~~2026, (estimated to be \$0) appropriated by the Legislature for the Academic Development Initiative, are appropriated to Texas Southern University for the fiscal year beginning September 1, ~~2024~~2026.

TEXAS TECH UNIVERSITY SYSTEM ADMINISTRATION

	For the Years Ending	
	August 31, 2026	August 31, 2027
Method of Financing:		
General Revenue Fund	\$ 1,299,600	\$ 1,299,600
Total, Method of Financing	<u>\$ 1,299,600</u>	<u>\$ 1,299,600</u>
 This bill pattern represents an estimated 4.6% of this agency's estimated total available funds for the biennium.		
Number of Full-Time-Equivalents (FTE)- Appropriated Funds	74.3	74.3
Items of Appropriation:		
A. Goal: INSTRUCTION/OPERATIONS		
Provide Instructional and Operations Support.		
A.1.1. Strategy: SYSTEM OFFICE OPERATIONS	\$ 1,299,600	\$ 1,299,600
Grand Total, TEXAS TECH UNIVERSITY SYSTEM ADMINISTRATION	<u>\$ 1,299,600</u>	<u>\$ 1,299,600</u>
Object-of-Expense Informational Listing:		
Salaries and Wages	\$ 1,299,600	\$ 1,299,600
Total, Object-of-Expense Informational Listing	<u>\$ 1,299,600</u>	<u>\$ 1,299,600</u>
Estimated Allocations for Employee Benefits and Debt Service Appropriations Made Elsewhere in this Act:		
<u>Employee Benefits</u>		
Retirement	\$ 583,196	\$ 655,096
Group Insurance	955,461	1,031,897
Social Security	<u>434,539</u>	<u>458,873</u>
Subtotal, Employee Benefits	\$ 1,973,196	\$ 2,145,866
<u>Debt Service</u>		
Lease Payments	\$ 384,015	\$ 412,923
Total, Estimated Allocations for Employee Benefits and Debt Service Appropriations Made Elsewhere in this Act	<u>\$ 2,357,211</u>	<u>\$ 2,558,789</u>

- 1. Governing Board.** Out of the funds appropriated above, an amount not to exceed \$125,000 in each year of the biennium shall be for all expenses associated with the governing board's duties including, but not limited to: travel, entertainment, lodging, and expenses of state employees who provide services for the governing board.

**General Academic Institutions
Summary of Budget Recommendations - House**

Page III-83

Colin Brock, LBB Analyst

Method of Financing	2024-25 Base	2026-27 Recommended	Biennial Change (\$)	Biennial Change (%)
General Revenue Funds	\$8,042,266,876	\$6,671,563,055	(\$1,370,703,821)	(17.0%)
GR Dedicated Funds	\$2,431,583,775	\$2,372,903,597	(\$58,680,178)	(2.4%)
Total GR-Related Funds	\$10,473,850,651	\$9,044,466,652	(\$1,429,383,999)	(13.6%)
Federal Funds	\$61,033,089	\$0	(\$61,033,089)	(100.0%)
Other	\$7,936,694	\$7,824,326	(\$112,368)	(1.4%)
All Funds	\$10,542,820,434	\$9,052,290,978	(\$1,490,529,456)	(14.1%)

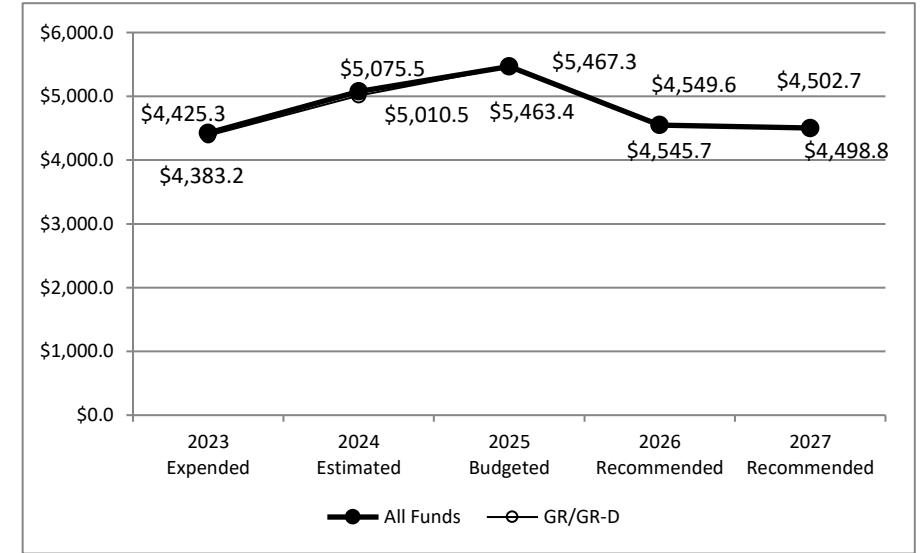
	FY 2025 Budgeted	FY 2027 Recommended	Biennial Change	Percent Change
FTEs	46,289.8	44,700.9	(1,588.9)	(3.4%)

Agency Budget and Policy Issues and/or Highlights

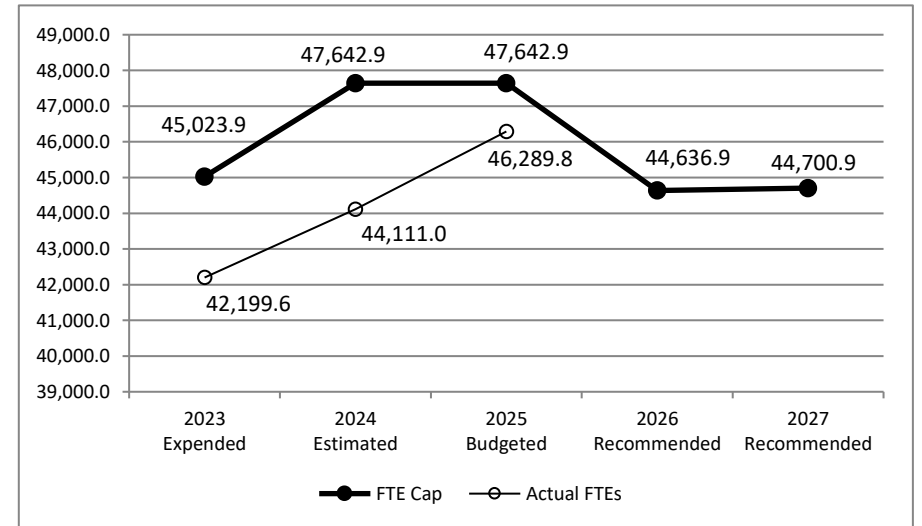
Senate Bill 30, 88th Legislature, Regular Session, appropriated \$703.7 million in General Revenue for one-time funding to the General Academic Institutions (GAIs), Lamar State Colleges (LSCs), and Texas State Technical Colleges (TSTCs). Most of this funding was carried into the 2024-25 biennium and is reflected in comparisons throughout this document.

Full-Time-Equivalent Employees for FY 2026-27 reflect funding changes based on recommendations using FY 2025 budgeted FTEs as the base amounts. See Fiscal and Policy Issues section for more information on FTE methodology for GAIs, TSTCs, and LSCs.

Historical Funding Levels (Millions)



Historical Full-Time-Equivalent Employees (FTEs)



**General Academic Institutions, Lamar State Colleges, and Texas State Technical Colleges
Summary of Funding Changes and Recommendations - House**

Funding Changes and Recommendations for the 2026-27 Biennium compared to the 2024-25 Base Spending Level (in millions)		General Revenue	GR-Dedicated	Federal Funds	Other Funds	All Funds
--	--	-----------------	--------------	---------------	-------------	-----------

SIGNIFICANT Funding Changes and Recommendations (each issue is explained in Section 3):

A)	Increase in General Revenue to increase rate for the LSC I&O formula.	\$24.2	\$0.0	\$0.0	\$0.0	\$24.2
B)	Increase in General Revenue to maintain rates in Texas Research University Fund (TRUF), National Research Support Fund (NRSF), and Comprehensive Research Fund (CRF) research formulas.	\$39.1	\$0.0	\$0.0	\$0.0	\$39.1
C)	General Revenue-Dedicated amounts reflect changes in estimated tuition collections and expenditures across all institutions. Institutions' tuition expenditures in FY 2024-25 exceeded appropriations, increasing the base by \$246.9 million. Estimated tuition collections and expenditures increased by \$193.4 million for 2026-27, resulting in an estimated decrease of \$53.5 million from the 2024-25 biennium. This includes amounts for formula, Texas Public Education Grants, Staff Group Insurance, and Organized Activities.	\$0.0	(\$53.5)	\$0.0	\$0.0	(\$53.5)
D)	Decrease in General Revenue, mostly comprised of \$10.0 million decrease to adjust GAI Instruction & Operations (I&O) Weight Matrix and Rate and one-time and start-up non-formula support item funding for 2024-25, including supplemental funding appropriated in Senate Bill 30, 88th Legislature, Regular Session, but also including funding transferred between strategies.	(\$1,048.3)	\$0.0	\$0.0	\$0.0	(\$1,048.3)
E)	Decrease in General Revenue for Capital Construction Assistance Project (CCAP) debt service, the majority of which were authorized in Senate Bill 52, 87th Legislature, 3rd Called Session.	(\$25.1)	\$0.0	\$0.0	\$0.0	(\$25.1)
F)	Decrease in General Revenue due to reductions in Institutional Enhancement across all General Academic Institutions.	(\$360.6)	\$0.0	\$0.0	\$0.0	(\$360.6)

OTHER Funding Changes and Recommendations (these issues are not addressed in Section 3):

G)	Board Authorized Tuition (BAT) amounts reflect changes in estimated tuition collections from graduate students and expenditures of these funds across all institutions. Institutions' BAT expenditures in FY 2024-25 exceeded appropriations, increasing the base by \$5.6 million. Estimated tuition collections and expenditures decreased by \$6.1 million for 2026-27, resulting in a net decrease of \$11.7 million from the 2024-25 biennium.	\$0.0	(\$11.7)	\$0.0	\$0.0	(\$11.7)
----	---	-------	----------	-------	-------	----------

**General Academic Institutions, Lamar State Colleges, and Texas State Technical Colleges
Summary of Funding Changes and Recommendations - House**

Funding Changes and Recommendations for the 2026-27 Biennium compared to the 2024-25 Base Spending Level (in millions)		General Revenue	GR-Dedicated	Federal Funds	Other Funds	All Funds
H)	Decrease in one-time Federal Funding appropriated during the 87th Legislature and carried forward into FY 2024-25.	\$0.0	\$0.0	(\$61.0)	\$0.0	(\$61.0)
I)	Increase in estimated other General Revenue-Dedicated funds at Midwestern State University, Prairie View A&M University, Sam Houston State University, and Texas A&M University at Galveston.	\$0.0	\$6.5	\$0.0	\$0.0	\$6.5
J)	Increase in estimated Other Funds from the License Plate Trust and Tobacco Fund.	\$0.0	\$0.0	\$0.0	(\$0.1)	(\$0.1)
TOTAL SIGNIFICANT & OTHER Funding Changes and Recommendations (in millions)		(\$1,370.7)	(\$58.7)	(\$61.0)	(\$0.1)	(\$1,490.5)
<i>SIGNIFICANT & OTHER Funding Increases</i>		\$63.3	\$6.5	\$0.0	\$0.0	\$69.8
<i>SIGNIFICANT & OTHER Funding Decreases</i>		(\$1,434.0)	(\$65.2)	(\$61.0)	(\$0.1)	(\$1,560.3)

NOTE: Totals may not sum due to rounding.

**General Academic Institutions, Lamar State Colleges, and Texas State Technical Colleges
Selected Fiscal and Policy Issues - House**

1. **Funding Overview for General Academic Institutions (GAIs).** GAIs receive appropriations through five primary funding categories: formula funding, nonformula support (formerly special items), Capital Construction Assistance Projects (CCAP) Revenue Bonds debt service, research funding, and other nonformula items. Approximately 70% of funds appropriated to institutions is through the two main formulas and their supplements – the Instruction and Operations (I&O) formula, the Infrastructure formula, the Teaching Experience Supplement, and the Small Institution Supplement. These formulas provide for faculty salaries, departmental operating expenses, library resources, instructional administration, research enhancement, student services, institutional support, facility maintenance and operations, and utilities. Unlike other state agencies, institutions of higher education are not bound to spend appropriations within the specified strategy as appropriations are provided to GAIs as lump sum amounts.

Appropriations for GAIs are composed primarily of General Revenue and General Revenue-Dedicated (GR-D) funds, the latter of which are primarily estimated statutory tuition and fee revenue. Because GR-D appropriations for statutory tuition are estimated, institutions may collect a different amount and adjust spending to the revenue collected. GAIs also collect non-appropriated funds including designated funds (e.g. designated tuition, interest on local funds, restricted funds, earnings on endowments, contracts, grants and gifts), and auxiliary income. These funds are not appropriated by the General Appropriations Act (GAA).

2. **2024-25 Funding Decisions.** The Eighty-eighth Legislature increased funding for General Academic Institutions (GAIs), Lamar State Colleges (LSCs), Texas State Technical Colleges (TSTCs), and component system offices in the 2024-25 biennium by \$1,660.9 million in All Funds from the 2022-23 biennium.

	2022-23 Appropriations	2024-25 Appropriations	Biennial Increase/(Decrease) of GR	Biennial Increase/(Decrease) of GR-D/OF	Total Biennial Increase/(Decrease)
GAI I&O Formula Funding	\$4,406.9 million	\$4,620.1 million	\$220.3 million	(\$7.1 million)	\$213.2 million
Lamar State Colleges I&O Funding	\$58.5 million	\$73.1 million	\$14.6 million	N/A	\$14.6 million
Texas State Technical Colleges I&O Funding	\$139.8 million	\$190.2 million	\$50.4 million	N/A	\$50.4 million
Infrastructure Formula	\$862.5 million	\$898.1 million	\$43.5 million	(\$8.0 million)	\$35.5 million
CRU Formula Funding¹	\$0.0 million	\$71.5 million	\$71.5 million	N/A	\$71.5 million
CCAP Debt Service²	\$919.6 million	\$1,023.1 million	\$103.5 million	N/A	\$103.5 million
Nonformula Support³	\$811.0 million	\$2,000.0 million	\$1,189.0 million	N/A	\$1,189 million
Research Funding	\$278.5 million	\$362.9 million	\$84.4 million	N/A	\$84.4 million
Other Program Areas⁴	\$1,040.1 million	\$938.8 million	(\$3.4 million)	(\$97.9 million)	(\$101.3 million)
Total Funding	\$8,516.9 million	\$10,177.8 million	\$1,773.8 million	(\$113.0 million)	\$1,660.9 million

1. Comprehensive Regional University Performance-based Funding for At-risk Students (CRU) was established as a new formula by the 88th Legislature.
 2. CCAP Debt Service for 2022-25 includes funding appropriated by SB 8, Eighty-seventh Legislature, Third Called Session, 2021.
 3. Nonformula Support for 2024-25 includes funding appropriated by SB 30, Eighty-eighth Legislature, Regular Called Session, 2023.
 4. Examples include Board Authorized Tuition, Texas Public Education Grants (TPEG), Staff Group Insurance, Facilities Leases, and programs funded at System Offices.
 Note: Amounts above include FY 2023 appropriations from SB 30, Eighty-eighth Legislature, Regular Called Session, 2023, under 2024-25 appropriations due to institutions spending most or all funding within the 2024-25 biennium.

3. **2026-27 Recommended Formula Funding for GAIs, LSCs, and TSTCs.** Recommendations include \$4,474.2 million in General Revenue and \$1,500.2 million in General Revenue – Dedicated for the GAI, TSTC, and LSC formulas in the 2026-27 biennium, an increase of \$12.1 million in General Revenue and an increase of \$180.8 million in General Revenue – Dedicated from 2024-25 appropriations.

GAI formula amounts are impacted by enrollment increases resulting in greatly increased statutory tuition over 2024-25 projected amounts and moderate increases in the primary drivers: weighted semester credit hours (WSCH) and predicted square feet (PSF). The LSC Instruction and Operation formula is impacted by an increase in contact hours. TSTCs saw a decline in their Returned Value (RTV) formula due to a recommended change in the base wage calculation, which will be discussed later in this packet. The TSTCs and LSCs do not contribute statutory tuition to offset General Revenue in the I&O formula as do the GAIs, and only 10% of statutory tuition generated by the LSCs and TSTCs contributes to the Infrastructure Formula. Allocations can be seen in Appendices 1 through 5.

Formula funding is calculated using an All Funds methodology. Statutory tuition is estimated using data provided by each institution and the Coordinating Board and is included first in allocations of formula funds across institutions.

- a) **Tuition Estimate Methodology.** As part of the statutory tuition estimate, the Legislative Budget Board (LBB) uses Semester Credit Hour (SCH) rate of change over the base period: the fall, spring, and summer prior to the legislative session. Current methodology aggregated changes in resident and non-resident SCHs for the purpose of estimating statutory tuition growth, which factor into the I&O and Infrastructure formulas. The Formula Advisory Committee requested changing this methodology by using actual tuition data from the previous base year rather than the LBB forecast. While the current methodology has historically trended closer to actual tuition received by the institutions, moving to an actual tuition methodology would be in line with the Health Related Institution (HRI) formulas and provide better predictability for institutions. Additionally, making this change for the 2026-27 biennium better accommodates for the circumstances the institutions faced following bounce back enrollment growth following the COVID-19 Pandemic, which makes future growth projections unreliable.
- b) **THECB Data and the “Spring Update”.** During the spring of a Legislative session year, the LBB receives updated data from the Coordinating Board for elements used in the calculation of the I&O and Infrastructure Support formulas as well as updated research expenditure information for the Comprehensive Regional University funding for at-risk students (CRU), the Texas Research University Fund, National Research Support Fund, and Comprehensive Research Fund. If the Legislature chooses to use updated data in the formulas, funding would be reallocated among institutions and an overall increase or decrease in funding could be required to maintain the rates included in these recommendations.
- c) **General Academic Institutions (GAIs) - Instruction and Operations (I&O) Formula** – The GAI I&O formula provides funding for faculty salaries, administrative expenses, student services, and other institutional support and is the largest source of formula funding for GAIs. Formula funding is allocated across institutions per weighted semester credit hour (SCH) with a 10% bonus for lower-level SCH taught by tenured or tenure-track instructors. Weighted semester hours (WSCH) increased from the 2024-25 biennium due to enrollment growth. In line with this enrollment growth, tuition greatly increased requiring less additional General Revenue to maintain rates even with the increase in WSCH. Additionally, recommendations for the GAI I&O formula includes Pharmacy funding for UT Tyler following the enactment of House Bill 1794, which removed the prohibition on formula funding for the program.

Based on Formula Advisory Committee recommendations, the cost weight matrix that is applied to the institutions’ SCHs has been adjusted. As a reminder, the Higher Education Coordinating Board conducts a biennial cost expenditure study of all GAIs that draws on “all funds” expenses reported in the

institutions’ annual financial reports to produce a relative weight “matrix” used in calculating the GAI I&O formula funding. This matrix can be found in Section 26 of Special Provisions Relating Only to State Agencies of Higher Education. In previous biennia, the matrix compared actual costs for all courses as compared to the cost of a lower-level liberal arts (LLA) course. This means that the LLA course weight was always 1.0. The new methodology included in recommendations would instead compare all course costs to the previous 5-year average LLA cost. Because this new methodology factors in growth in costs over time, the LLA course weight has increased to 1.1 and all other weights have increased accordingly, growing all weights by about 10%. **Recommendations include adjusting the 2024-25 rate by applying the new 2026-27 weight matrix to 2024-25 appropriations, resulting in a decrease in General Revenue of \$10.0 million.**

GAI I&O Formula	2024-25 Appropriations	2026-27 Recommended	Biennial Increase/(Decrease)
General Revenue	\$3,506.3 million	\$3,496.4 million	(\$10.0 million)
General Revenue – Dedicated (770)	\$1,113.8 million	\$1,254.0 million	\$140.2 million
Annual Rate per Weighted SCH	\$59.08	\$55.15	(\$3.93)
Total WSCH	39,098,318	43,064,867	3,966,549

d) **Lamar State Colleges (LSCs) - Instruction and Operations (I&O) Formula.** The Lamar Institute of Technology, Lamar State College – Orange, and Lamar State College – Port Arthur comprise the group known as the “Lamar State Colleges” for formula purposes. I&O formula funding for the LSCs is allocated across institutions based on academic and vocational/technical contact hours. The LSCs experienced positive growth in contact hours over the base period. **Recommendations increase 2024-25 rates for the LSC I&O Formula from \$8.16 to \$9.16 per contact hour as requested by the LSCs, requiring an additional \$22.1 million in General Revenue funds.**

LSC I&O Formula	2024-25 Appropriations	2026-27 Recommended	Biennial Increase/(Decrease)
General Revenue	\$73.1 million	\$95.2 million	\$22.1 million
Rate per Contact Hour	\$8.16 (annually)	\$9.16 (annually)	\$1.00
Total Contact Hours	4,480,667	5,195,612	714,945

e) **Texas State Technical Colleges (TSTCs) - Institution and Operations (I&O) Formula.** TSTC’s I&O formula uses the Returned-Value methodology adopted by the Eighty-third Legislature, 2013. The formula averages student wages over a five-year period from a cohort of students that have completed nine semester credit hours or more at a TSTC institution compared to federal minimum wage to determine the additional estimated direct and indirect value a TSTC graduate may generate for the state. Formula Advisory Committee Recommendations requested to change the base wage used to compare former TSTC student wages to the mean wage for high school graduates in Texas with no postsecondary education attainment. Recommendations adopt the new base wage, which results in decreased Returned Value generated by graduates of TSTCs. **Recommendations maintain 2024-25 General Revenue in the TSTC I&O formula.**

TSTC I&O Formula	2024-25 Appropriations	2026-27 Recommended	Biennial Increase/(Decrease)
General Revenue	\$190.2 million	\$190.2 million	\$0.0 million
Returned Value Rate	35.9%	46.4%	10.5%
Total Returned Value	\$529.8 million	\$409.4 million	(\$120.4 million)

- f) **Infrastructure Formula – GAIs, LSCs, and TSTCs.** The Infrastructure (INF) formula for GAIs, TSTCs, and Lamar State Colleges provides funding for operations and maintenance as well as utilities. The formula is driven by Predicted Square Feet (PSF) as assessed by the Texas Higher Education Coordinating Board’s Space Projection Model. Utilities costs are adjusted to reflect local utility rates relative to other institutions. Additionally, certain institutions with a headcount of less than 10,000 are eligible to receive a Small Institution Supplement.

Predicted Square Feet assessed to all institutions increased from the 2024-25 biennium, and as a result more funding is required to maintain rates. However, similar to the I&O formula, increases in estimated statutory tuition General Revenue-Dedicated funding make up much of the need to reach the previous rates. **Recommendations maintain 2024-25 General Revenue.**

Infrastructure Formula	2024-25 Appropriations	2026-27 Recommended	Biennial Increase/(Decrease)
General Revenue	\$692.5 million	\$692.5 million	\$0.0 million
General Revenue – Dedicated (770)	\$205.6 million	\$246.2 million	\$40.6 million
Rate per PSF	\$5.75 (annually)	\$5.94 (annually)	\$0.19
Total PSF	73,119,582	74,224,885	1,105,273

- 4. **Comprehensive Regional University Funding (CRU).** The Eighty-seventh Legislature, Regular Session passed Senate Bill 1295 which allows for performance-based funding for institutions designated as a comprehensive, doctoral, or master’s university under the coordinating board’s accountability system. Senate Bill 1295 provides that each eligible institution may receive a base appropriation of \$500,000 or greater and \$1,000 or greater per at-risk degree awarded. While no appropriation was made during the regular session to fund the provisions of the bill, Senate Bill 8, Eighty-seventh Legislature, 3rd Called Session provided \$20.0 million in Coronavirus Relief Funds to the Higher Education Coordinating Board for this purpose. Senate Bill 8 funding provided a base of \$250,000 for each eligible institution and \$441 for each at-risk degree awarded. The Eighty-eighth Legislature, Regular Session established a more permanent methodology in line with statute and funded CRU with \$71.5 million in General Revenue with a base rate of \$500,000 per institution plus \$1,911 per at-risk degree awarded. See Appendix 7 for allocations. **Recommendations maintain 2024-25 General Revenue and methodology.**

Comprehensive Regional University Funding for At-risk Students	2024-25 Appropriations	2026-27 Recommended	Biennial Increase/(Decrease)
General Revenue Appropriations	\$71.5 million	\$71.5 million	\$0.0 million
<i>Total At-Risk Degrees</i>	30,352	30,192	(160)
<i>Rate per At-Risk Graduate</i>	\$1,911	\$1,921	\$10

- 5. **Research Funding.** The Legislature provides direct support for research to the institutions through various funding formulas for 1) the Texas Research University Fund (TRUF) to The University of Texas (UT) at Austin and Texas A&M University; 2) the National Research Support Fund (NRSF) to UT Arlington, UT Dallas, UT El Paso, and UT San Antonio; and 3) the Comprehensive Research Fund (CRF) for institutions not eligible for TRUF or NRSF. **Recommendations maintain funding rates from the 2024-25 biennium requiring an additional \$34.1 million in General Revenue.** See Appendix 6 for allocations.

- a) The **Texas Research University Fund (TRUF)** appropriation is provided directly to institutions based on the allocation defined in Education Code, Section 62.053. Allocations are based on each eligible institution’s share of the 3-year average of total research expenditures. **Total Research expenditures increased by \$134.4 million requiring an additional \$13.3 in General Revenue to maintain rates from the 2024-25 biennium.**

Texas Research University Fund	2024-25 Appropriations	2026-27 Recommended	Biennial Increase/(Decrease)
General Revenue Appropriations	\$156.9 million	\$170.2 million	\$13.3 million
<i>Total Research Expenditures</i>	<i>\$1,586.3 million</i>	<i>\$1,720.6 million</i>	<i>\$134.4 million</i>

Rate per \$10 million Expenditure	9.9%	9.9%	0.0%
-----------------------------------	------	------	------

- b) Formerly the Core Research Support Fund, the **National Research Support Fund (NRSF)** appropriation is provided directly to institutions based on the allocation defined in Education Code, Section 62.13. Allocations are based in part on each eligible institution's share of the 3-year average of federal and private research expenditures for all eligible institutions. The fund name, eligibility, and allocation methodology were amended by the Eighty-eighth Legislature, Regular Session, 2023, through the enactment of House Bill 1595. UT Arlington, UT Dallas, UT El Paso, and UT San Antonio are all eligible to receive this funding, and the previously eligible University of Houston, University of North Texas, Texas Tech University, and Texas State University, are now eligible for the Texas University Fund.

To be eligible for the NRSF, an institution must be entitled to participate in funding from the Available University Fund, have spent a three-year average of at least \$20.0 million in federal and private research funds, and have awarded a three-year average of at least 45 research doctoral degrees. Funding is allocated accordingly: 85.0 percent of the total amount is allocated based on an institution's proportionate share of the total three-year average of research funds; and 15.0 percent is allocated based on an institution's proportionate share of the total three-year average of research doctoral degrees awarded. Based on preliminary fiscal year 2024 data from THECB, UT RGV is approaching eligibility to receive funding and likely to be determined eligible when certified data is available in Spring 2025. **Total federal and private research expenditures increased by \$21.7 million, and total doctoral degrees awarded decreased by 25 requiring an additional \$14.7 million in General Revenue to maintain rates from the 2024-25 biennium.**

National Research Support Fund	2024-25 Appropriations	2026-27 Recommended	Biennial Increase/(Decrease)
General Revenue Appropriations	\$175.0 million	\$189.7 million	\$14.7 million
Total Research Expenditures	\$258.1 million	\$279.8 million	\$21.7 million
Total Research Doctoral Degrees Awarded	708	683	(25)
Rate	57.6%	57.6%	0.0%

- c) The **Comprehensive Research Fund (CRF)** appropriation is provided directly to institutions based on the allocation defined in Education Code, Section 62.095. Allocations are based on each eligible institution's share of the 3-year average of federal and private research expenditures for all eligible institutions. **Total research expenditures increased by \$18.7 million requiring an additional \$6.1 million in General Revenue to maintain rates from the 2024-25 biennium.**

Comprehensive Research Fund	2024-25 Appropriations	2026-27 Recommended	Biennial Increase/(Decrease)
General Revenue Appropriations	\$31.0 million	\$37.1 million	\$6.1 million
Total Research Expenditures	\$94.4 million	\$113.1 million	\$18.7 million
Rate	32.8%	32.8%	0.0%

6. **Nonformula Support Items Funding.** Recommendations largely maintain General Revenue appropriations for nonformula support items funding for GAs and System Offices except for funding projects identified as one-time funding, including Senate Bill 30 appropriations, reductions in start-up funding, and removal of Institutional Enhancement funding for GAs. **Recommendations include \$662.8 million in General Revenue, a decrease of \$1,319.2 million from the 2024-25 biennium.**

Nonformula Support Items	2024-25 Appropriations	2026-27 Recommended	Biennial Increase/(Decrease)
General Revenue	\$1,982.0 million	\$662.8 million	(\$1319.2 million)

General Revenue - Dedicated	\$17.2 million	\$17.2 million	\$0.0
Other Funds	\$0.9 million	\$0.9 million	(\$0.1 million)

- a) **One-time Funding.** Seven institutions received funding determined to be for one-time projects. Recommendations remove funding for all one-time items impacting the following institutions:

Institution	Appropriation	Purpose
UT Austin	\$18,771,078	Texas Digital Molten Salt Reactor
UT Austin	\$440,000,000	Texas Institute for Electronics
UT Austin	\$8,000,000	Texas Science & Natural History Museum
UT El Paso	\$250,000	Law School Planning Study
Stephen F. Austin University	\$19,000,000	Capital Renewal and Modernization
TAMU System Administration	\$226,400,000	Advanced Technologies
TAMU	\$200,000,000	Space Facilities
Lamar University	\$10,000,000	Disaster Mitigation & Renewal
Lamar State College – Port Arthur	\$5,000,000	Disaster Mitigation & Renewal
Lamar Institute of Technology	\$4,000,000	Disaster Mitigation & Renewal
Lamar State College - Orange	\$6,500,000	Disaster Mitigation & Renewal

- b) **Texas A&M University Space Facilities.** TAMU was appropriated \$200.0 million in General Revenue funding to support the construction of facilities to support the Texas Aerospace Research and Space Economy Consortium. Recommendations include unexpended balance authority (estimated to be \$88.0 million) to complete the project in the 2026-27 biennium.
- c) **Sul Ross State University Borderlands Research Institute.** Recommendations include \$8.0 million in General Revenue funding to support the Borderlands Research Institute at Sul Ross State University.
- d) **UT Austin Clements Center.** Recommendations include \$12.1 million in General Revenue funding to support the Clements Center at UT Austin.
- e) **Institutional Enhancement.** Recommendations include a \$423.1 million General Revenue funding decrease across all GAs for Institutional Enhancement.

7. **Capital Construction Assistance Projects Revenue Bonds (CCAPS).** Senate Bill 52, Eighty-seventh Legislature, Third Called Session, 2021, changed the name of tuition revenue bonds to Capital Construction Assistance Projects and authorized \$3.3 billion in bonds for projects at institutions of higher education, \$2.6 billion of which were for GAs, LSCs, and TSTCs. Senate Bill 8, Eighty-seventh Legislature, Third Called Session, 2021, appropriated \$325.0 million in Coronavirus Relief Funds for debt service on the projects authorized in Senate Bill 52, \$259.3 million of which were allocated to the GAs, LSCs, and TSTCs and were included in base appropriations for the 2024-25 biennium. **Recommendations include a reduction of \$36.3 million in General Revenue below 2024-25 appropriated amounts as debt service is paid down.**

8. **FTE Methodology.** Base amounts of full-time equivalent (FTE) employees at institutions are set at the 2025 budgeted amounts for each institution as reported to the State Auditor’s Office (SAO). Recommendations include adjusting FTEs for each institution in proportion to the increase or decrease in total funding for the 2026-27 biennium. The FTE cap would be increased/decreased by the lower of 1.0 additional FTE for every \$100,000 (GAs) or \$90,000 (LSCs and TSTCs) change between 2024-25 and 2026-27 or the amount requested for nonformula support items which are appropriated to the institution. Funding for capital projects is not included in FTE calculations.

Additionally, all seven Systems have requested to amend Article IX, Section 6.10, Limitation on State Employee Levels, to provide regulatory relief related to FTE reporting required by the GAA. Currently, institutions receive funding outside of their individual bill patterns that are often used to pay for FTEs which are included in SAO FTE reports. This funding includes various grants from THECB, constitutional and statutory funds such as the Available University Fund, Higher Education Fund, Texas University Fund, and Texas Child Mental Health Care Consortium funding. However, because there is no longer a provision to exceed FTE caps in Article IX, institutions cannot submit requests to exceed their FTE caps set within their bill patterns in the GAA. To account for this, **Recommendations include moving FTE amounts listed in the bill pattern into the Informational Listing of Appropriated Funds riders within each institution's bill pattern.** This would establish more flexibility for the institutions to utilize funding not included within their bill patterns for FTEs and decrease the administrative burden for each institution. Additionally, this change would align with the current practice of providing institutions with funding flexibility for appropriations between strategies.

9. **Higher Education Affordability.** The Eighty-eighth Legislature, Regular Session, 2023, increased formula appropriations by \$263.8 million in General Revenue funds compared to the 2022-23 biennial appropriations for the I&O and INF formulas for the General Academic institutions. This increase was part of a contingency funding package stipulated in the Eighty-eighth Legislature, General Appropriations Act, Article III, Special Provisions Relating Only to Agencies of Higher Education, Section 58, Higher Education Affordability, in which the Legislature increased funding to formulas, research, Higher Education Group Insurance, and Support for Military and Veterans Exemptions in exchange for institutions holding resident undergraduate tuition constant through the end of fiscal year 2025. Institutions have submitted certifications that requirements have been met and have requested deletion of the rider. **Recommendations include deletion of the Higher Education Affordability rider due to the one-time nature of the provisions, but add a new rider establishing the intent of the Legislature that certain institutions adopt policies to maintain total resident undergraduate academic costs at currently approved levels for the next two academic years and submit to LBB a letter from the Board of Regents certifying such by September 1, 2025.**
10. **University of Houston College of Optometry.** The University of Houston is currently the only institution with a College of Optometry. The institution is requesting formula funding to support the program at the HRI I&O weight of 4.753 per Full-time Student Equivalent, which would be in line with the current Medical and Podiatry weights in the HRI formula. Currently, the program receives funding through the GAI I&O formula at a weight of 5.70 per WSCH. Recommendations include \$9.8 million in funding for Optometry at UH. If this request were adopted, it would cost \$74.9 million in additional funding. This request is not included in recommendations.
11. **Texas State School Safety Center and Advanced Law Enforcement Rapid Response Training (ALERT) at Texas State University.** Texas State University received \$35.0 million to support the School Safety Center and ALERT for the 2024-25 biennium. **Recommendations include \$1.4 million in additional funding for the School Safety Center and \$1.4 million for ALERT to maintain, refine, and expand the initiatives.**
12. **Texas A&M University – Commerce Name Change.** On September 24, 2024, the Texas A&M University System adopted to change the name of Texas A&M University – Commerce to East Texas A&M University. Given this is the new formal name for the institution and does not contradict with statute, **Recommendations include adjusting all references, including the bill pattern name for the institution, to the new formal name of East Texas A&M University.**

**General Academic Institutions, Lamar State Colleges, and Texas State Technical Colleges
Rider Highlights - House**

The University of Texas (UT) System Administration

New Riders

1. **Rider 6, TRC4.** Rider grants explicit authority related to the transfer of funds for the Trauma Research and Combat Care Collaborative (TRC4).

UT – Arlington

No Significant Rider Changes.

UT – Austin

Modification of Existing Riders

1. **Rider 6, College of Fine Arts.** Rider updated to reflect new strategy for funding support for the College of Fine Arts UTeach Initiative.
2. **Rider 8, Marine Science Institute.** Rider updated to reflect total funding for the Marine Science Institute and remove language that is no longer relevant.
3. **Rider 12, Center for Societal Impacts – Heart Galleries.** Rider updated to provide unexpended balance authority.

New Riders

1. **Rider 11, Clements Center.** New rider added to reflect Clements Center funding included in recommendations.

UT – Dallas

No Significant Rider Changes.

UT – El Paso

Deleted Riders

1. **Rider 4, Permanent Endowment Fund.** UTEP is the only institution that receives tobacco funds that has this rider. Recommend deletion for consistency.
2. **Rider 6, Law School Planning Study.** Study has been completed.

UT – Permian Basin

No Significant Rider Changes.

UT – Rio Grande Valley

No Significant Rider Changes.

UT – San Antonio

No Significant Rider Changes.

UT – Tyler

No Significant Rider Changes.

Stephen F. Austin State University

Deleted Rider

1. **Rider 2, Governing Board.** The Institution is now under The UT System governing board, so the rider is no longer relevant.

Texas A&M University (TAMU) System Administration
No Significant Rider Changes.

TAMU

New Riders

1. **Rider 3, Construction of Facilities Adjacent to the Johnson Space Center Unexpended Balances.** New rider added to provide UB authority for the Johnson Space Center funding appropriated during the 88th Legislative Session.

TAMU – Galveston

New Riders

1. **Rider 3, Oyster Sales Account Funds.** New rider added to provide additional authority for the GR-D Oyster Sales Account No. 5022.

Prairie View A&M University

Modification of Existing Riders

1. **Rider 5, Office of International Affairs.** Rider updated to reflect new strategy for funding support for the Office of International Affairs.

Tarleton State University

No Significant Rider Changes.

TAMU – Central Texas

No Significant Rider Changes.

TAMU – Corpus Christi

No Significant Rider Changes.

TAMU - Kingsville

No Significant Rider Changes.

TAMU – San Antonio

No Significant Rider Changes.

Texas A&M International University

No Significant Rider Changes.

West Texas A&M University

No Significant Rider Changes.

East Texas A&M University

Modification of Existing Riders

1. **Rider 2, Performance Measure Targets.** Change all references to TAMU – Commerce to East Texas A&M University.
2. **Rider 3, Institute for Competency-Based Education.** Change all references to TAMU – Commerce to East Texas A&M University.

TAMU - Texarkana

No Significant Rider Changes.

University of Houston (UH) System Administration
No Significant Rider Changes.

UH
No Significant Rider Changes.

UH – Clear Lake
No Significant Rider Changes.

UH – Downtown
No Significant Rider Changes.

UH – Victoria
No Significant Rider Changes.

University of North Texas (UNT) System Administration
No Significant Rider Changes.

UNT
No Significant Rider Changes.

UNT - Dallas
No Significant Rider Changes.

Texas Southern University
No Significant Rider Changes.

Texas Tech University (TTU) System Administration
No Significant Rider Changes.

TTU
No Significant Rider Changes.

Angelo State University
No Significant Rider Changes.

Midwestern State University
No Significant Rider Changes.

Texas Woman’s University (TWU) System Administration
No Significant Rider Changes.

TWU**Modification of Existing Special Provisions Rider**

1. **Special Provisions, Section 17, System Offices Funding Authorized.** Provide transfer authority between TWU System and components to align with other system offices.

Texas State University System Administration**New Riders**

1. **Rider 4, Aircraft Authorized.** New rider added providing authorization to acquire, operate, and maintain one passenger airplane.

Lamar University**No Significant Rider Changes.****Sam Houston State University****No Significant Rider Changes.****Texas State University****New Riders**

1. **Rider 4, Texas School Safety Center.** New rider added reflecting additional recommended funding.
2. **Rider 5, ALERRT Center.** New rider added reflecting additional recommended funding.

Sul Ross State University**No Significant Rider Changes.****Sul Ross State University – Rio Grande Valley****No Significant Rider Changes.****Lamar State College – Orange****No Significant Rider Changes.****Lamar Institute of Technology****No Significant Rider Changes.****Lamar State College – Port Arthur****No Significant Rider Changes.****Texas State Technical College (TSTC) System Administration****No Significant Rider Changes.****TSTC – Harlingen****No Significant Rider Changes.****TSTC – West Texas****No Significant Rider Changes.**

TSTC – Marshall

No Significant Rider Changes.

TSTC – Waco

No Significant Rider Changes.

TSTC – Fort Bend County

No Significant Rider Changes.

TSTC – North Texas

No Significant Rider Changes.

TSTC – East Williamson County**New Riders**

1. **Rider 1, Informational Listing of Appropriated Funds.** TSTC – East Williamson County was established as a separate campus by the 88th, Legislature and will now have a bill pattern.
2. **Rider 2, Performance Measure Targets.** TSTC – East Williamson County was established as a separate campus by the 88th, Legislature and will now have a bill pattern.

The following riders include recommendations to remove obsolete language, make conforming changes such as updating fiscal years and amounts to reflect funding recommendations, and clarify deadlines:

UT System Administration – Rider 3, Rider 4, Rider 5; UT Arlington – Rider 6, Rider 7, Rider 8, Rider 9; UT Austin – Rider 3, Rider 6, Rider 7, Rider 8, Rider 9, Rider 10, Rider 11, Rider 12; UT Dallas – Rider 3, UT El Paso – Rider 3, Rider 5; UT Rio Grande Valley – Rider 3; UT Permian Basin – Rider 4, Rider 5, Rider 6; UT San Antonio – Rider 3, Rider 4, Rider 5, Rider 6; UT Tyler – Rider 3, Rider 4; Stephen F. Austin State University – Rider 4, Rider 5, Rider 6; TAMU System Administration – Rider 3; TAMU – Rider 3, Rider 4; Prairie View A&M University – Rider 4, Rider 5, Rider 6, Rider 7, Rider 8; Tarleton State University – Rider 4, Rider 6, Rider 7, Rider 8; TAMU Central Texas – Rider 3, Rider 4, Rider 5; TAMU Corpus Christi – Rider 3, Rider 4, Rider 5, Rider 6; TAMU Kingsville – Rider 3; Texas A&M International University – Rider 3, Rider 4; West Texas A&M University – Rider 3; TAMU Texarkana – Rider 3, Rider 5, Rider 6, Rider 7; UH System Administration – Rider 4; UH – Rider 4, Rider 5, Rider 6; UH Clear Lake – Rider 4, Rider 5; UH Downtown – Rider 3; UH Victoria – Rider 4; UNT – Rider 5; UNT Dallas – Rider 4, Rider 5, Rider 6, Rider 7; Texas Southern University – Rider 3, Rider 5; TTU – Rider 4; Angelo State University – Rider 3, Rider 4, Rider 5; Midwestern State University – Rider 4; TWU – Rider 3; Lamar University – Rider 3, Rider 4, Rider 5, Rider 6, Rider 7; Lamar Institute of Technology – Rider 3, Rider 4, Rider 5; Lamar State College Orange – Rider 3, Rider 4; Lamar State College Port Arthur – Rider 3; Sam Houston State University – Rider 3, Rider 4, Rider 5, Rider 6, Rider 7; Texas State University – Rider 3, Rider 4; TSTC Special Provisions – Rider 5, Rider 6, Rider 9, Rider 11.

Law School Rider

**General Academic Institutions, Lamar State Colleges, and Texas State Technical Colleges
Items Not Included in Recommendations - House**

	2026-27 Biennial Total			Information Technology Involved?	Contracting Involved?	Estimated Continued Cost 2028-29
	GR & GR-D	All Funds	FTEs			

Institution Exceptional Items Not Included (in institution priority order)

The University of Texas System Administration							
1)	Laredo Center Activity Expansion. Funding for the expansion of the Dementia Care research clinic operated by the Glenn Biggs Institute for Alzheimer's & Neurodegenerative Diseases.	\$1,408,000	\$1,408,000	0.0	No	No	\$1,408,000
2)	CCAP Debt Service - Laredo Education and Research Center. The exceptional item is for debt service for a new capital construction assistance project (CCAP). This project will be part of the UT Education and Research Center at Laredo.	\$8,720,000	\$8,720,000	0.0	No	No	\$8,720,000
Rider Revisions Requested							
1)	HE Special Provisions, Section 14, Off Campus Instruction. UT System is requesting to add language that exempts programs taught by faculty members at the MITC in Laredo, operated by UT System, from the half-time requirements for faculty members as required by the rider.						
2)	HE Special Provisions, Section 56, Emerging Research Universities Research Funding. UT System is requesting to add language to reflect institutions eligible for the National Research Support Fund do not participate directly in the Available University Fund but rather receive support in the form of Permanent University Fund Bond Proceeds repaid from the AUF.						
3)	Article IX, Section 6.08(c), Benefits Paid Proportional by Method of Finance. UT System requests that language surrounding the local funds adjustment for benefits be clarified so as to include the Available University Fund (AUF).						
Total - The University of Texas System Administration		\$10,128,000	\$10,128,000	0.0			\$10,128,000
The University of Texas at Arlington							
1)	UTA West. One-time startup funding from the Legislature to accelerate UT Arlington's expansion in Fort Worth and Parker County by hiring faculty, equipping lab and instructional space, and developing cutting-edge programs.	\$60,000,000	\$60,000,000	50.0	No	No	\$0

**General Academic Institutions, Lamar State Colleges, and Texas State Technical Colleges
Items Not Included in Recommendations - House**

		2026-27 Biennial Total			Information Technology Involved?	Contracting Involved?	Estimated Continued Cost 2028-29
		GR & GR-D	All Funds	FTEs			
2)	<p>Institute of Biomanufacturing and Precision Medicine for North Texas (IMPRINT). The institution is requesting funding and adoption of a new name, Institute of Biomanufacturing and Precision Medicine for North Texas (IMPRINT), for the item currently named BioHealth Innovation Institute. IMPRINT utilizes cross-disciplinary expertise and complex technologies to impact healthcare outcomes, while addressing workforce needs through research and professional training.</p> <p>As part of this exceptional item, the institution is requesting to change the name of strategy, C.1.2, Health Innovation Institute to Institute of Biomanufacturing and Precision Medicine for North Texas (IMPRINT).</p>	\$16,000,000	\$16,000,000	80.0	No	No	\$16,000,000
3)	<p>Artificial Intelligence for Research and Innovation in Science and Engineering. Funding for the creation of an multidisciplinary center that uses artificial intelligence to increase the efficiency and productivity of traditional engineering processes as well as pioneer new innovations in engineering, especially manufacturing and transportation engineering.</p>	\$20,000,000	\$20,000,000	10.0	No	No	\$20,000,000
4)	<p>North Texas Water Institute. Funding for the creation of the North Texas Water Institute (NTWI) which aims to create a synergistic platform to tackle emerging challenges in water resources impacted by rapid population growth, urban development, and extreme weather in the Dallas-Fort Worth Metroplex.</p>	\$16,000,000	\$16,000,000	10.0	No	No	\$16,000,000
5)	<p>CCAP Debt Service -Fine Arts Building Renovation. The exceptional item is for debt service for a capital construction assistance project (CCAP) to renovate the Fine Arts Building.</p>	\$20,210,000	\$20,210,000	0.0	No	No	\$20,210,000
6)	<p>CCAP Debt Service -UTA West - Building A. The exceptional item is for debt service for a new capital construction assistance project (CCAP) to construct a building, currently known as Building A on the UTA West Campus Development Plan.</p>	\$22,230,000	\$22,230,000	0.0	No	No	\$22,230,000
Total - The University of Texas at Arlington		\$154,440,000	\$154,440,000	150.0			\$94,440,000
The University of Texas at Austin							

**General Academic Institutions, Lamar State Colleges, and Texas State Technical Colleges
Items Not Included in Recommendations - House**

		2026-27 Biennial Total			Information Technology Involved?	Contracting Involved?	Estimated Continued Cost 2028-29
		GR & GR-D	All Funds	FTEs			
1)	Texas Momentum Beyond the Year of AI. The University is requesting one-time state support across six areas to place Texas at the forefront of Artificial Intelligence. These areas include: 1) Building the Foundation for AI Innovation (\$40 million), 2) Materials Discovery Center (\$30 million), 3) Quantum Metrology Lab (\$20 million), 4) Designing Fit-For-Purpose Human Centered Robots (\$30 million), 5) Texas Institute for Therapeutic Nanotechnology (TITAN) (\$26.5 million) and 6) Nuclear Energy Systems Efficiency Lab (\$13.5 million).	\$160,000,000	\$160,000,000	27.0	No	No	\$0
2)	CCAP - Materials Sciences Laboratory Space. The exceptional item is for debt service for a new capital construction assistance project (CCAP). The project will provide dedicated laboratory space for Materials Science Laboratory Space.	\$24,410,000	\$24,410,000	0.0	No	No	\$24,410,000
3)	CCAP - TIE Microelectronics & Engineering Research Center Cleanroom Expansion. The exceptional item is for debt service for a new capital construction assistance project (CCAP). The project would support the classroom expansion at the Texas Institute for Electronics (TIE)	\$26,160,000	\$26,160,000	0.0	No	No	\$26,160,000
Rider Revisions Requested							
	Revision: Rider 11, TexNet Seismic Monitoring. UT Austin requests unexpended balance authority within the biennium.						
Total - The University of Texas at Austin		\$210,570,000	\$210,570,000	27.0			\$50,570,000
The University of Texas at Dallas							
1)	Fentanyl Detection Initiative. Funding to design, develop, and demonstrate highly specific hand-held detectors capable of rapidly quantifying the amount of fentanyl in environmental and biological samples.	\$12,000,000	\$12,000,000	14.0	No	No	\$12,000,000
2)	Callier Mobile Audiology Clinic. Funding to establish a mobile audiology clinic to reduce healthcare disparities in communities with limited access to audiology services and improve language and literacy outcomes for deaf and hard of hearing children in the surrounding communities.	\$1,900,000	\$1,900,000	3.0	No	No	\$2,000,000
3)	Center for Advanced Pain Studies. Funding for the Center for Advanced Pain Studies, which is working to create non-opioid treatments for chronic pain and opioid epidemics.	\$12,000,000	\$12,000,000	14.0	No	No	\$12,000,000
4)	Re-Engage UTD. Funding to support a comprehensive strategy to re-enroll vulnerable students and to re-engage stop-out students to complete their degrees.	\$4,000,000	\$4,000,000	2.0	No	No	\$4,000,000

**General Academic Institutions, Lamar State Colleges, and Texas State Technical Colleges
Items Not Included in Recommendations - House**

		2026-27 Biennial Total			Information Technology Involved?	Contracting Involved?	Estimated Continued Cost 2028-29
		GR & GR-D	All Funds	FTEs			
5)	PTSD Innovations. Funding to bring advances for a novel therapy developed at The University of Texas at Dallas for chronic, treatment resistant PTSD that allows use of next-generation technology at home.	\$6,000,000	\$6,000,000	8.0	No	No	\$6,000,000
6)	CCAP Debt Service -Science, Technology, and Utility Facilities. The exceptional item is for debt service for a new capital construction assistance project (CCAP). Funding would support the construction of a new Multidisciplinary Science and Technology Building (MSTB) accompanied by a supplemental North Utility Plant.	\$26,160,000	\$26,160,000	0.0	No	No	\$26,160,000
Total - The University of Texas at Dallas		\$62,060,000	\$62,060,000	41.0			\$62,160,000
The University of Texas at El Paso							
1)	CCAP Debt Service -Student Success Building. The exceptional item is for debt service for a new capital construction assistance project (CCAP). Funding would support the construction of a new Student Success Building.	\$17,440,000	\$17,440,000	0.0	No	No	\$17,440,000
2)	Mining Engineering Program. Funding for a new mining engineering program.	\$20,000,000	\$20,000,000	4.0	No	No	\$20,000,000
Total - The University of Texas at El Paso		\$37,440,000	\$37,440,000	4.0			\$37,440,000
The University of Texas Rio Grande Valley							
1)	School of Optometry. Funding to establish and operate a School of Optometry and the Doctor of Optometry (OD) degree program.	\$10,000,000	\$10,000,000	22.0	No	No	\$10,000,000
2)	Institutional Enhancement. Funding for eight degree programs within its Institutional Enhancement line item. These degree programs include five PhD programs and three doctoral professional programs.	\$6,900,000	\$6,900,000	50.9	No	No	\$6,900,000
3)	Border Economic and Enterprise Development. Funding to add two full-time positions which will allow the Office of Workforce & Economic Development to broaden its capacity to support workforce development, new industry recruitment, industry engagement and small business development.	\$340,000	\$340,000	2.0	No	No	\$340,000
4)	Starr County Upper Level Center. Funding to expand the use of the Starr County Upper Level Center (ULC) beyond bilingual education training. The additional funding would enable recruitment of bilingual and special education teachers and provide expanded services, via funding of three part-time faculty, at the master's level in teacher leadership and principal preparation.	\$290,000	\$290,000	3.5	No	No	\$290,000

**General Academic Institutions, Lamar State Colleges, and Texas State Technical Colleges
Items Not Included in Recommendations - House**

		2026-27 Biennial Total			Information Technology Involved?	Contracting Involved?	Estimated Continued Cost 2028-29
		GR & GR-D	All Funds	FTEs			
5)	CCAP Debt Service-Health Professions Workforce Building. The exceptional item is for debt service for a new capital construction assistance project (CCAP). Funding would support the construction of a new Health Professions Workforce building.	\$26,160,000	\$26,160,000	0.0	No	No	\$26,160,000
Total - The University of Texas-Rio Grande Valley		\$43,690,000	\$43,690,000	78.4			\$43,690,000
The University of Texas Permian Basin							
1)	CCAP Debt Service -Permian Basin Health Initiative Building. The exceptional item is for debt service for a new capital construction assistance project (CCAP). Funding would support the construction of a new Health Initiative building.	\$26,160,000	\$26,160,000	0.0	No	No	\$26,160,000
2)	Workforce Education Center. Funding to create a new Workforce Center to serve current UTPB students by adding stackable micro credentials to their existing degree plans alongside workforce credentials to the broader community that will include CE credits, stackable, and micro credentials.	\$2,675,000	\$2,675,000	4.0	No	No	\$2,310,000
Total - The University of Texas-Permian Basin		\$28,835,000	\$28,835,000	4.0			\$28,470,000
The University of Texas at San Antonio							
1)	College of Artificial Intelligence, Computing, Cyber and Data Sciences. Funding to launch a new college to build an innovation ecosystem for high impact research and applied technology development that creates solutions for global grand challenges.	\$32,000,000	\$32,000,000	19.0	Yes	No	\$32,000,000
2)	San Antonio Life Sciences Institute. Funding to support a new Cancer Research Initiative, a Health Analytics training program and bioinformatics research center, as well as a Human Mobility and Resilience laboratory.	\$14,000,000	\$14,000,000	16.0	No	No	\$14,000,000
3)	CCAP Debt Service -Interdisciplinary Research Complex. The exceptional item is for debt service for a new capital construction assistance project (CCAP). Funding would support the construction of a new Interdisciplinary Research Complex.	\$26,160,000	\$26,160,000	0.0	No	No	\$26,160,000
Total - The University of Texas at San Antonio		\$72,160,000	\$72,160,000	35.0			\$72,160,000
The University of Texas at Tyler							

**General Academic Institutions, Lamar State Colleges, and Texas State Technical Colleges
Items Not Included in Recommendations - House**

		2026-27 Biennial Total			Information Technology Involved?	Contracting Involved?	Estimated Continued Cost 2028-29
		GR & GR-D	All Funds	FTEs			
1)	East Texas Teacher Training Initiative. Funding to redesign teacher training programs and curriculum, recruit key faculty members, and significantly expand capacity to meet workforce needs of the region and state. Funding will enable the development of accelerated bachelor's and master's degree options in education and programming to target high school students with new dual credit course offerings that can accelerate their pathway to the classroom.	\$4,800,000	\$4,800,000	13.0	No	No	\$3,800,000
2	CCAP Debt Service -Core Academic Facilities and Deferred Maintenance. The exceptional item is for debt service for a capital construction assistance project (CCAP). Funding would support renovations of Core Academic Facilities and other deferred maintenance needs.	\$23,980,000	\$23,980,000	0.0	No	No	\$23,980,000
Total - The University of Texas at Tyler		\$28,780,000	\$28,780,000	13.0			\$27,780,000
Stephen F. Austin State University							
1)	CCAP Debt Service -Campus Capital Renewal and Modernization. The exceptional item is for debt service for a capital construction assistance project (CCAP). Funding would support Campus Capital Renewal and Modernization.	\$26,160,000	\$26,160,000	0.0	No	No	\$26,160,000
2	Engineering Technology. Funding to establish a comprehensive Bachelor of Science degree in Engineering Technology with specialized tracks in Power Generation and Manufacturing.	\$8,000,000	\$8,000,000	11.0	No	No	\$4,000,000
3	Entrepreneurship Expansion and Workforce Innovation. Funding to expand entrepreneurship activities and workforce development on campus and in the community. Activities include, but are not limited to, internships, research assistantships, the establishment of artificial intelligence and virtual/augmented reality specialties in entrepreneurship, and extensive career coaching for all SFA students, with specialized attention available in the field of entrepreneurship.	\$10,500,000	\$10,500,000	40.0	No	No	\$11,000,000
4	Nursing Workforce Initiative. Funding to establish a comprehensive infrastructure to support the current success and future growth of the undergraduate and graduate nursing programs. The initiative focuses on supporting enrollment growth, space improvements, and additional simulation equipment.	\$8,500,000	\$8,500,000	19.0	No	No	\$5,000,000
Total - The University of Texas-Stephen F Austin		\$53,160,000	\$53,160,000	70.0			\$46,160,000
Texas A&M University System Administration							

**General Academic Institutions, Lamar State Colleges, and Texas State Technical Colleges
Items Not Included in Recommendations - House**

		2026-27 Biennial Total			Information Technology Involved?	Contracting Involved?	Estimated Continued Cost 2028-29
		GR & GR-D	All Funds	FTEs			
1)	Energy Proving Ground. Funding to support construction and expansion of the RELLIS campus to support research and development in energy technologies.	\$200,000,000	\$200,000,000	12.0	No	No	\$30,750,000
2)	Easterwood Airport Runway. Funding to support the Easterwood Airport Runway project construction. The total request is \$150.0 million in state support over the course of the project and includes \$25.0 million in state support through supplemental appropriations to cover immediate costs and \$10.9 million per year for debt service over the life of the project.	\$46,796,140	\$46,796,140	0.0	No	No	\$21,800,000
3)	Ballistic, Aero-Optics, & Materials Range Phase II Infrastructure. Funding to support expansion of the Ballistic, Aero-Optics, and Materials (BAM) Range on the Texas A&M - RELLIS campus in partnership with the state of Texas and Army Futures Command.	\$31,300,000	\$31,300,000	0.0	No	No	\$0
4)	CCAP Debt Service - Workforce Development Center in Fort Worth. CCAP funding to support construction of an additional two floors to house a Workforce Development Center for classrooms, medical simulation laboratories, aerospace robotics laboratories, food processing laboratories, and other collaborative spaces.	\$13,949,530	\$13,949,530	0.0	No	No	\$13,949,530
Rider Revisions Requested							
1)	HE Special Provisions, Section 4, Transfer Provisions. TAMU System requests to adjust language to allow for increased collaborations between TAMU System and the A&M System Agencies by allowing expanded transfer of funding authority.						
Total - Texas A&M University System Administration		\$292,045,670	\$292,045,670	\$12			\$66,499,530
Texas A&M University							
1)	Meeting the State's Demand for a Texas A& University STEM Degree. Funding to support faculty salaries in STEM fields to meet state demands for STEM graduates.	\$45,000,000	\$45,000,000	130.0	No	No	\$45,000,000
2)	CCAP Debt Service - Capital Needs Request for TAMU Educational & Academic Classrooms (TEACH). CCAP debt service to support construction of the TAMU Educational & Academic Classroom Hall (TEACH) facility.	\$22,563,364	\$22,563,364	0.0	No	No	\$22,563,364
Total - Texas A&M University		\$67,563,364	\$67,563,364	130.0			\$67,563,364
Texas A&M University at Galveston							
1)	Maritime Academy Workforce Development. Funding to support the operational costs of the Texas A&M Maritime Academy training program.	\$16,000,000	\$16,000,000	40.0	No	No	\$16,000,000

**General Academic Institutions, Lamar State Colleges, and Texas State Technical Colleges
Items Not Included in Recommendations - House**

		2026-27 Biennial Total			Information Technology Involved?	Contracting Involved?	Estimated Continued Cost 2028-29
		GR & GR-D	All Funds	FTEs			
2)	CCAP Debt Service - Immersive and Simulation Learning Environment Building. CCAP debt service to support design and construction of the Immersive and Simulation Learning Environment Building.	\$13,077,684	\$13,077,684	0.0	No	No	\$13,077,684
Rider Revisions Requested							
1)	Maritime Infrastructure Project Unexpended Balances. TAMU Galveston requests UB authority for the dock infrastructure project authorized in the 87th and 88th Legislative Supplemental bills to complete construction of the project.						
Total - Texas A&M University at Galveston		\$29,077,684	\$29,077,684	40.0			\$29,077,684
Prairie View A&M University							
1)	Strengthening the Research Enterprise. Funding to support PVAMU's research enterprises through recruitment of faculty, doctoral and post-doctoral support, and the hiring and training of research administration support staff.	\$10,000,000	\$10,000,000	40.0	No	No	\$10,000,000
2)	Public and Allied Health. Funding to support five degree programs in Public Health BS/BA, Kinesiology BS, Health BS, Physical Education MEd/MS, and Health MEd/MS.	\$5,000,000	\$5,000,000	24.0	No	No	\$5,000,000
3)	Juvenile Crime Prevention Center Expansion. GR-D Funding to support additional staff for the Juvenile Crime Prevention Center.	\$1,000,000	\$1,000,000	2.5	No	No	\$1,060,000
4)	CCAP Debt Service - School of Public and Allied Health Complex. CCAP debt service to support construction of a new public and allied health complex focused on health, public health, and kinesiology.	\$22,667,986	\$22,667,986	0.0	No	No	\$22,667,986
Rider Revisions Requested							
1)	Juvenile Crime Prevention Center. PVAMU requests additional GR-D authority to support the Texas Center for the Study and Prevention of Juvenile Crime and Delinquency.						
Total - Prairie View A&M University		\$38,667,986	\$38,667,986	66.5			\$38,727,986
Tarleton State University							
1)	College of Osteopathic Medicine. Funding to support the establishment of a College of Osteopathic Medicine. Funding would be utilized to obtain accreditation, hire faculty and staff, establish clinical rotations and positions, and begin student recruitment for an estimated start date in Summer of 2028.	\$25,000,000	\$25,000,000	71.0	No	No	\$25,000,000

**General Academic Institutions, Lamar State Colleges, and Texas State Technical Colleges
Items Not Included in Recommendations - House**

		2026-27 Biennial Total			Information Technology Involved?	Contracting Involved?	Estimated Continued Cost 2028-29
		GR & GR-D	All Funds	FTEs			
2)	CCAP Debt Service - Agriculture and Natural Resources Building. CCAP debt service to support construction of an Agriculture and Natural Resources building.	\$17,436,912	\$17,436,912	0.0	No	No	\$17,436,912
3)	CCAP Debt Service - STEM Debt Service. CCAP debt service to support construction of new classrooms, laboratories, and collaboration spaces for the Mayfield College of Engineering and the College of Science and Mathematics.	\$17,436,912	\$17,436,912	0.0	No	No	\$17,436,912
Total - Tarleton State University		\$42,436,912	\$42,436,912	71.0			\$42,436,912
Texas A&M University Central Texas							
1)	Military Talent Pipeline. Funding to establish a new Military Transition Program to support veterans transitioning from active duty to the civilian workforce. Request would support development of coursework and training in semiconductor technology, cyber security, data analytics, and STEM education with accelerated career paths for veterans.	\$5,000,000	\$5,000,000	12.0	No	No	\$5,000,000
2)	CCAP Debt Service - Student Success Building. CCAP debt service to support construction of a Student Success Building.	\$11,333,994	\$11,333,994	0.0	No	No	\$11,333,994
Total - Texas A&M University Central Texas		\$16,333,994	\$16,333,994	12.0			\$16,333,994
Texas A&M University Corpus Christi							
1)	Addressing Critical Statewide Challenges in Nursing and Mental Health. Funding to support students in completion of their degrees in Doctor of Nursing Practice, Counseling, and Exercise Science.	\$8,000,000	\$8,000,000	0.0	No	No	\$8,000,000
2)	Texas Resilience and Innovation for Ports. Funding will support the development of artificial intelligence and workforce development in maritime, engineering, energy, coastal resiliency, and port industry.	\$5,000,000	\$5,000,000	16.0	No	No	\$5,000,000
3)	CCAP Debt Service - Student Success & Classroom Space. CCAP debt service to support the redesigning and repurposing of the Center for the Arts building that will include a centralized advising center, expanded classroom space, and support for the university's ROTC program.	\$11,333,994	\$11,333,994	0.0	No	No	\$11,333,994
Total - Texas A&M University Corpus Christi		\$24,333,994	\$24,333,994	16.0			\$24,333,994
Texas A&M University Kingsville							

**General Academic Institutions, Lamar State Colleges, and Texas State Technical Colleges
Items Not Included in Recommendations - House**

		2026-27 Biennial Total			Information Technology Involved?	Contracting Involved?	Estimated Continued Cost 2028-29
		GR & GR-D	All Funds	FTEs			
1)	Rural Nursing & Health Professions Programs. Funding to establish a South Texas Health Hub to provide rural South Texas with clinical, research, and academic programs in Rural Nursing and Health Professions.	\$10,000,000	\$10,000,000	17.0	No	No	\$10,000,000
2)	CCAP Debt Service - Science, Technology, & Engineering Building. CCAP debt service to construct a Science, Technology, and Engineering Building.	\$15,693,222	\$15,693,222	0.0	No	No	\$15,693,222
Total - Texas A&M University Kingsville		\$25,693,222	\$25,693,222	17.0			\$25,693,222
Texas A&M University San Antonio							
1)	Future-Proofing the Talent Pipeline for a Greater South Texas. Funding to develop Environmental Education, Science, Technology, Engineering and Math [ESTEM] degree programs to address the state's current and future workforce as well as pathways built into these programs from five community college districts in South & Central Texas.	\$10,000,000	\$10,000,000	27.0	No	No	\$10,000,000
2)	CCAP Debt Service - Engineering Building. CCAP debt service to construct an Engineering academic building and associated infrastructure.	\$11,333,994	\$11,333,994	0.0	No	No	\$11,333,994
Total - Texas A&M University San Antonio		\$21,333,994	\$21,333,994	27.0			\$21,333,994
Texas A&M International University							
1)	Civil Engineering and Computer Science: Addressing Texas' Transportation Infrastructure. Funding to support new programs in logistics- and transportation-focused civil engineering and computer science.	\$6,000,000	\$6,000,000	11.0	No	No	\$6,000,000
2)	CCAP Debt Service - Nursing Research Simulation and Education (NURSE) Center. CCAP debt service to support construction of the Nursing Research Simulation and Education (NURSE) Center.	\$16,347,106	\$16,347,106	0.0	No	No	\$16,347,106
Total - Texas A&M International University		\$22,347,106	\$22,347,106	11.0			\$22,347,106
West Texas A&M University							
1)	Behavioral Health Workforce Initiative. Funding to support a behavioral health workforce initiative to increase the supply and quantity of a behavioral healthcare workforce in the Texas Panhandle.	\$8,000,000	\$8,000,000	39.0	No	No	\$8,000,000
2)	CCAP Debt Service - Multi-Disciplinary Research Building. CCAP debt service to support construction of a multi-disciplinary research building.	\$12,554,578	\$12,554,578	0.0	No	No	\$12,554,578

**General Academic Institutions, Lamar State Colleges, and Texas State Technical Colleges
Items Not Included in Recommendations - House**

		2026-27 Biennial Total			Information Technology Involved?	Contracting Involved?	Estimated Continued Cost 2028-29
		GR & GR-D	All Funds	FTEs			
3)	West Texas Water Resilience Center. Funding to support water resource specialists, educators, scientists, and undergraduate and graduate research positions at the West Texas Water Resilience Center.	\$4,000,000	\$4,000,000	18.0	No	No	\$4,000,000
Total - West Texas A&M University		\$24,554,578	\$24,554,578	57.0			\$24,554,578
East Texas A&M University							
1)	Competency-Based Education Expansion to Build a Strong Texas Workforce. Funding to support seven new competency-based education (CBE) programs as well as increase the capacity of existing CBE programs.	\$5,000,000	\$5,000,000	20.0	No	No	\$5,000,000
2)	CCAP Debt Service - Agricultural Multipurpose Education & Training Center - Phase II CCAP Debt Service - Ted and Donna Lyon Center for Gamebird Research - Phase II. CCAP debt service to construct Phase II of the Agricultural Multipurpose Education and Training Center. Additional CCAP debt service to construct Phase II of the Ted & Donna Lyon Center for Gamebird Research.	\$13,775,162	\$13,775,162	0.0	No	No	\$13,775,162
Total - East Texas A&M University		\$18,775,162	\$18,775,162	20.0			\$18,775,162
Texas A&M University Texarkana							
1)	East Texas Rural Healthcare Initiative. Funding to support new and existing degree programs in Communication Sciences and Disorders, Medical Imaging, Medical Laboratory Sciences, Respiratory Therapy, Speech-Language Pathology, Nursing Practice-Certified RN Anesthetist Track, and Occupational Therapy.	\$5,996,368	\$5,996,368	27.0	No	No	\$8,140,900
2)	CCAP Debt Service - Nursing and Health Professions Building. CCAP debt service to support the construction of a Nursing and Health Professions Building.	\$13,949,530	\$13,949,530	0.0	No	No	\$13,949,530
Total - Texas A&M University Texarkana		\$19,945,898	\$19,945,898	27.0			\$22,090,430
University of Houston System Administration							
1)	Katy Academic Expansion. Funding to support the migration and expansion of existing UH programs and academic paths at the University of Houston at Katy instructional site with needed faculty and staff to create new leaders and professionals meeting the regional workforce needs.	\$20,000,000	\$20,000,000	30.0	No	No	\$20,000,000

**General Academic Institutions, Lamar State Colleges, and Texas State Technical Colleges
Items Not Included in Recommendations - House**

		2026-27 Biennial Total			Information Technology Involved?	Contracting Involved?	Estimated Continued Cost 2028-29
		GR & GR-D	All Funds	FTEs			
2)	CCAP Debt Service - Katy Academic Building #2. CCAP debt service to construct a new academic building on the University of Houston – Katy campus. The capital project would need to be authorized in statute.	\$28,770,904	\$28,770,904	0.0	No	No	\$28,770,904
Rider Revisions Requested							
1)	Teacher Preparation Program. UH System requests additional language to be added to the rider to reflect the program expansion to include additional participating school districts in the area.						
Total - University of Houston Administration		\$48,770,904	\$48,770,904	30.0			\$48,770,904
University of Houston							
1)	Doctor of Optometry (OD) HRI Formula Funding Request. Request to move UH College of Optometry from GAI formula to HRI formula and add an Optometry weight of 4.753 to the HRI I&O formula.	\$75,147,494	\$75,147,494	187.8	No	No	\$75,147,494
2)	Perioperative Nursing Center of Excellence, Training, and Education. Funding to support the development of a Perioperative Nursing Center of Excellence by building a state-of-the-art operating room theater, complete with simulation capabilities and virtual reality enhancement, to help mitigate an acute nursing shortage of operating room nurses in the State of Texas.	\$15,000,000	\$15,000,000	0.0	No	No	\$15,000,000
3)	CCAP Debt Service - Doctor of Optometry Building. CCAP debt service for the University of Houston's College of Optometry.	\$30,514,596	\$30,514,596	0.0	No	No	\$30,514,596
4)	CCAP Debt Service - Sugar Land Nursing Building and Utility Plant. CCAP debt service for the University of Houston at Sugar Land campus to construct nursing academic building and utility plant.	\$20,924,294	\$20,924,294	0.0	No	No	\$20,924,294
5)	Small Business Development Center (SBDC). Funding for the UH Small Business Development Center which would be utilized to increase partner support to markets through chambers of commerce, developing new partnerships, and leveraging federal matching funds for this same initiative.	\$2,312,126	\$2,312,126	21.0	No	No	\$2,312,126
Total - University of Houston		\$143,898,510	\$143,898,510	208.8			\$143,898,510
University of Houston Clear Lake							

**General Academic Institutions, Lamar State Colleges, and Texas State Technical Colleges
Items Not Included in Recommendations - House**

		2026-27 Biennial Total			Information Technology Involved?	Contracting Involved?	Estimated Continued Cost 2028-29
		GR & GR-D	All Funds	FTEs			
1)	CCAP Debt Service - STEM and Classroom Building Phase II. Funding would support CCAP debt service for construction of a Phase II STEM/Classroom building to meet growing demand for STEM-programs, such as Computer Engineering, Computer Programming, Information Systems, and Cyber Security.	\$23,741,716	\$23,741,716	0.0	No	No	\$23,741,716
2)	Center for Autism and Developmental Disabilities. Funding would allow the UHCL Center for Autism and Developmental Disabilities to serve an additional 200 families each biennium by maintaining its current programs and expanding its services to families and professionals.	\$1,000,000	\$1,000,000	9.0	No	No	\$1,400,000
Total - University of Houston Clear Lake		\$24,741,716	\$24,741,716	9.0			\$25,141,716
University of Houston Downtown							
1)	Crime & Urban Issues Data Analysis Center. Funding would support the establishment of a dedicated Criminal Justice Data Analysis Center to address challenges of crime and public safety.	\$2,519,000	\$2,519,000	4.0	No	No	\$2,428,550
2)	CCAP Debt Service - Police and Emergency Operation Center. Funding would support CCAP debt service for the acquisition of property for and the construction of a Police and Emergency Operation Center to replace to the current UHD Police Department facility.	\$17,785,650	\$17,785,650	0.0	No	No	\$17,785,650
Total - University of Houston Downtown		\$20,304,650	\$20,304,650	4.0			\$20,214,200
University of Houston Victoria							
1)	Sustainability Funding. Funding would address compensation issues, increased operational costs, restoration of downward expansion funding, begin new academic programs for regional workforce needs, and finally, to continue to ramp up the new aviation program.	\$22,741,649	\$22,741,649	6.0	No	No	\$23,645,378
2)	Small Business Development Center (SBDC). Funding would restore funding for the Small Business Development Center from previous deductions.	\$609,248	\$609,248	0.0	No	No	\$615,280
3)	CCAP Debt Service - Hurricane Resiliency. Funding to support backup generators for hurricane resiliency.	\$435,924	\$435,924	0.0	No	No	\$435,924
4)	CCAP Debt Service - Classroom & Office Updates. CCAP debt service to support instructional classroom and office updates.	\$1,307,770	\$1,307,770	0.0	No	No	\$1,307,768
5)	CCAP Debt Service - Aviation Academic Building. CCAP debt service to support construction of a new Aviation Academic building.	\$7,881,484	\$7,881,484	0.0	No	No	\$7,881,484

**General Academic Institutions, Lamar State Colleges, and Texas State Technical Colleges
Items Not Included in Recommendations - House**

		2026-27 Biennial Total			Information Technology Involved?	Contracting Involved?	Estimated Continued Cost 2028-29
		GR & GR-D	All Funds	FTEs			
6)	CCAP Debt Service - Land Acquisitions. CCAP debt service to support the acquisition of land for further construction of new facilities.	\$1,133,400	\$1,133,400	0.0	No	No	\$1,133,400
Total - University of Houston Victoria		\$34,109,475	\$34,109,475	6.0			\$35,019,234
University of North Texas System Administration							
1)	Better Together. The exceptional item will support programs across the UNT System to incentivize and foster collaboration, eliminating institutional silos to focus on the mission of serving students. Funding for the Better Together initiative will also provide opportunities to bridge financial gaps for UNT System students and families.	\$5,000,000	\$5,000,000	2.0	No	No	\$5,000,000
Total - University of North Texas System Administration		\$5,000,000	\$5,000,000	2.0			\$5,000,000
University of North Texas							
1)	Texas Talent Pipeline. The exceptional item funding will allow UNT to support high-impact programs and services best suited to meet the needs of students, Texas employers and the state's economy. Examples include supporting competitive academic programs in high demand fields such as data analytics, computer science and business and recruiting and retaining high-quality faculty and researchers.	\$50,000,000	\$50,000,000	100.0	No	No	\$50,000,000
2)	Center for Integrated Intelligent Mobility Systems. Funding would support collaborative research with corporate partners and government agencies to deploy intelligent mobility systems, developing and expanding innovative technologies, and for leveraging collaborations with industry and government agencies to co-develop new and innovative applications.	\$10,000,000	\$10,000,000	20.0	No	No	\$10,000,000
3	CCAP Debt Service -Renovation and Modernization. The exceptional item is for debt service for a capital construction assistance project (CCAP).	\$42,720,600	\$42,720,600	0.0	No	No	\$42,720,600
4	CCAP Debt Service -Learning and Technology Building. The exceptional item is for debt service for a new capital construction assistance project (CCAP).	\$15,693,400	\$15,693,400	0.0	No	No	\$15,693,400
Total - University of North Texas		\$118,414,000	\$118,414,000	120.0			\$118,414,000
University of North Texas at Dallas							

**General Academic Institutions, Lamar State Colleges, and Texas State Technical Colleges
Items Not Included in Recommendations - House**

		2026-27 Biennial Total			Information Technology Involved?	Contracting Involved?	Estimated Continued Cost 2028-29
		GR & GR-D	All Funds	FTEs			
1)	Classroom to Career. Funding to expand the Academic Bridge Program for students that need extra help with foundational college skills, to promote persistence, such as embedded tutoring in gateway classes, and to support career development and readiness initiatives such as internships and recruiting events.	\$10,000,000	\$10,000,000	29.0	No	No	\$10,000,000
2)	Future Focused Credentials. The funding is focused on data analytics, information technology and artificial intelligence. The funding would support undergraduate academic programs, development and training, and computer technology and infrastructure.	\$2,500,000	\$2,500,000	7.0	No	No	\$2,500,000
3)	CCAP Debt Service -Business Building. The exceptional item is for debt service for a new capital construction assistance project (CCAP).	\$21,796,200	\$21,796,200	0.0	No	No	\$21,796,200
Total - University of North Texas at Dallas		\$34,296,200	\$34,296,200	36.0			\$34,296,200
Texas Southern University							
1)	CCAP Debt Service - Critical Electrical Systems: Health & Safety. CCAP debt service funding to support repair and replacement of critical electrical systems across campus.	\$1,008,298	\$1,008,298	0.0	No	No	\$0
2)	CCAP Debt Service - Campus-Wide Mechanical, Electrical, and Plumbing (MEP) Systems Upgrade Health & Safety. CCAP debt service funding to support deferred maintenance of plumbing, electrical, and mechanical systems across campus.	\$3,076,933	\$3,076,933	0.0	No	No	\$6,153,866
3)	Tiger Fleet Modernization. Funding to support aircraft fleet modernization.	\$7,543,000	\$7,543,000	0.0	No	No	\$0
4)	CCAP Debt Service - Thurgood Marshall School of Law Edifice Reformation. CCAP debt service to support ABA accreditation construction requirements.	\$7,806,713	\$7,806,713	0.0	No	No	\$15,613,426
5)	Tiger Success Unlimited (TSU) Texas Educator Excellence. Funding to support expansion of staff and faculty to improve and expand education programs for K-12 educators.	\$10,587,000	\$10,587,000	50.0	No	No	\$10,587,000
6)	TSU Center for Nursing Education, Research, and Maternal-Infant Health (ONLINE). Funding to support Nursing Education, Research, and Maternal-Infant Health to address the state need for highly qualified nurses in underserved areas.	\$5,717,844	\$5,717,844	21.0	No	No	\$5,717,844
7)	CCAP Debt Service - Research Drone Netting Facility. CCAP debt service to support a Research Drone Netting Facility within the College of Science, Engineering, and Technology.	\$130,103	\$130,103	0.0	No	No	\$0
8)	PharmD Satellite Campus. Funding for Pharmacy satellite campuses to enhance pharmacy programs, address the acute need for competent healthcare professionals in Texas, particularly in underserved communities.	\$9,074,100	\$9,074,100	6.0	No	No	\$9,074,100

**General Academic Institutions, Lamar State Colleges, and Texas State Technical Colleges
Items Not Included in Recommendations - House**

		2026-27 Biennial Total			Information Technology Involved?	Contracting Involved?	Estimated Continued Cost 2028-29
		GR & GR-D	All Funds	FTEs			
9)	Aerospace Engineering (Drone/Rocket). Funding to support the establishment of the TSU Aerospace Institute at the Houston Spaceport to leverage the resources within TSU's Aviation Program. This institute will serve as a hub for research, education, industry collaboration, and workforce development in the aerospace sector.	\$7,891,686	\$7,891,686	10.0	No	No	\$7,891,686
10)	CCAP Debt Service - TSU Aeronautical Science Research Complex. CCAP debt service to support a new complex for an Aerospace Engineering Institute.	\$1,951,543	\$1,951,543	0.0	No	No	\$307,500
11)	AI-Driven Excellence: Transforming Student Success from Recruitment to Graduation. Funding to support integration of AI technology for education programs, enhance recruitment and retention, improve student progression and retention, and facilitate successful student graduation.	\$3,567,780	\$3,567,780	13.0	No	No	\$3,567,780
12)	CCAP Debt Service - Active Learning Environments. CCAP debt service funding to support upgrades and deferred maintenance for technology and furniture in older classrooms and lecture spaces.	\$1,235,978	\$1,235,978	0.0	No	No	\$2,471,956
13)	Tiger Online Learning Expansion. Funding to support online education programming.	\$4,350,000	\$4,350,000	19.0	No	No	\$4,350,000
Total - Texas Southern University		\$63,940,978	\$63,940,978	119.0			\$65,735,158
Texas Tech University System Administration							
1)	General Revenue Growth and Inflation Adjustment for System Office Operations. Inflation and growth adjustment to support the growth of Texas Tech System and component institutions.	\$5,136,800	\$5,136,800	33.9	No	No	\$5,136,800
2)	CCAP Debt Service-One Health Innovation Building. The funding would be used for the construction of the Institute for One Health Innovation Building.	\$21,796,140	\$21,796,140	0.0	No	No	\$21,796,140
Total - Texas Tech University System Administration		\$26,932,940	\$26,932,940	33.9			\$26,932,940
Texas Tech University							

**General Academic Institutions, Lamar State Colleges, and Texas State Technical Colleges
Items Not Included in Recommendations - House**

		2026-27 Biennial Total			Information Technology Involved?	Contracting Involved?	Estimated Continued Cost 2028-29
		GR & GR-D	All Funds	FTEs			
1)	Institute for One Health Innovation. Funding to hire high-caliber faculty researchers, bringing world-renowned speakers to Lubbock, seeding multi-institutional collaborations, and increasing student engagement in One Health research. The One Health Institute will serve the West Texas community by training scientists and health professionals in leading transdisciplinary research and developing solutions to today's most pressing One Health challenges.	\$20,000,000	\$20,000,000	20.0	No	No	\$20,000,000
2)	Strategic Enrollment. Funding to align programs with evolving workforce demands, establish completion pathways, and other early interventions for at-risk students.	\$5,000,000	\$5,000,000	30.0	No	No	\$5,000,000
3	West Texas Ag and Urban Water Sustainability Initiative. Funding to integrate advances in conservation of underground water resources and exploit innovations in desalination and wastewater reuse for agriculture and municipal use for long-term sustenance of agriculture and urbanization in West Texas.	\$6,000,000	\$6,000,000	30.0	No	No	\$6,000,000
4	Small Business Development Center. The funding will be used to add rural counselor positions, communication and media positions, and additional FTEs to support SBDC centers.	\$1,026,090	\$1,026,090	8.0	No	No	\$1,026,090
5	CCAP Debt Service-Six Different Colleges, Schools and Departments. The exceptional item is for debt service for capital construction assistance projects for six different colleges, schools and departments. The funding will provide state-of-the-art spaces for the College of Architecture, School of Art, and Departments of Design/Interior Design, Landscape Architecture, Construction Management and Construction Engineering.	\$12,205,838	\$12,205,838	0.0	No	No	\$12,205,838
Rider Revisions Requested							
1)	Revision: Rider 3, Veterinary Medicine. Texas Tech University requests to update the rider to reflect allowable uses of funds appropriated in Strategy C.1.2., Veterinary Medicine, to reflect the progress in successfully initiating programmatic delivery and focusing on completing final stages necessary for accreditation.						
Total - Texas Tech University		\$44,231,928	\$44,231,928	88.0			\$44,231,928
Angelo State University							

**General Academic Institutions, Lamar State Colleges, and Texas State Technical Colleges
Items Not Included in Recommendations - House**

		2026-27 Biennial Total			Information Technology Involved?	Contracting Involved?	Estimated Continued Cost 2028-29
		GR & GR-D	All Funds	FTEs			
1)	Center of Excellence for Artificial Intelligence. Funding to establish a Center for Excellence for AI and Cybersecurity. The Center will leverage state and federal resources to conduct research, educate students, and become a regional and national leader on Artificial Intelligence and Cybersecurity issues in critical sectors such as banking, insurance, medicine, and the food, fiber, and fuel industries.	\$14,140,000	\$14,140,000	18.0	No	No	\$14,140,000
2)	Student Achievement and Support 2.0. Funding to support a comprehensive approach for holistic student needs impacting retention, graduation, and workforce development. The funding would expand on practices currently used by the Freshman College initiative that is aimed at freshman retention to obtain similar results for Sophomore, Junior and Senior years.	\$6,770,000	\$6,770,000	17.0	No	No	\$6,770,000
3)	CCAP Debt Service-Innovation HUB. The exceptional item is for debt service for a new capital construction assistance project (CCAP). This project will be an innovation HUB, including space for faculty and academic support staff.	\$8,788,204	\$8,788,204	0.0	No	No	\$8,788,204
Total - Angelo State University		\$29,698,204	\$29,698,204	35.0			\$29,698,204
Midwestern State University							
1)	Student Success and Military Education Support Center. Funding to establish the Student Success and Military Education Center as a centralized support hub, offering streamlined access to tailored services for military-affiliated students, including service members, their families, and veterans in the region.	\$5,679,678	\$5,679,678	25.0	No	No	\$5,679,678
2)	CCAP Debt Service-Infrastructure Upgrades, Code Compliance Measures, and Repairs Across Multiple Campus Buildings. The exceptional item is for debt service for a capital construction assistance project (CCAP). The project encompasses extensive infrastructure upgrades, code compliance measures, and repairs across multiple campus buildings, including Fain Fine Arts, Moffett Library, Bridwell, Hardin, West Campus Annex, Ligon, Ferguson, and McCoy Engineering	\$11,769,916	\$11,769,916	0.0	No	No	\$11,769,916
3)	Small Business Development. Funding to further the recovery and growth of small businesses in rural and urban areas.	\$112,028	\$112,028	0.0	No	No	\$112,028
Total - Midwestern State University		\$17,561,622	\$17,561,622	25.0			\$17,561,622

**General Academic Institutions, Lamar State Colleges, and Texas State Technical Colleges
Items Not Included in Recommendations - House**

	2026-27 Biennial Total			Information Technology Involved?	Contracting Involved?	Estimated Continued Cost 2028-29
	GR & GR-D	All Funds	FTEs			
Texas Woman's University System Administration						
1) No Exceptional Item Requests.	\$0	\$0	0.0	No	No	\$0
Total - Texas Woman's University System Administration	\$0	\$0	0.0			\$0
Texas Woman's University						
1) FAA Center of Excellence. Funding would support the establishment of the state's first Center of Excellence in Aviation, a research consortium for the Federal Aviation Administration.	\$2,000,000	\$2,000,000	7.5	No	No	\$2,000,000
2) Institutional Transformation Additional Funding. Funding would support the institution's efforts to build a world-class university system.	\$3,000,000	\$3,000,000	19.0	No	No	\$3,000,000
3) Frontiers "Bridge" Program for Foster Youth Entering Higher Education Additional Funding. Funding would support the efforts of the Center for Foster Care Alumni Success to scale the Frontiers "Bridge" Program for Foster Youth Entering Higher Education from high school to higher education.	\$3,200,000	\$3,200,000	17.0	No	No	\$3,200,000
4) Center for Research on Women's Health Additional Funding. Funding would support the Center for Research on Women's Health and expand clinical services.	\$919,764	\$919,764	5.0	No	No	\$919,764
5) Center for Rural Health. Funding would support the establishment of the Center for Rural Health, which aims to engage in research and expand clinical services to facilitate healthy aging and improved quality of life for rural communities.	\$4,850,000	\$4,850,000	0.0	No	No	\$4,850,000
6) CCAP Debt Service - Business Building. CCAP debt service to support new facility construction for the institution's College of Business to address space needs for officing and instruction.	\$11,979,625	\$11,979,625	0.0	No	No	\$11,971,838
Total - Texas Woman's University	\$25,949,389	\$25,949,389	48.5			\$25,941,602
Texas State University System						

**General Academic Institutions, Lamar State Colleges, and Texas State Technical Colleges
Items Not Included in Recommendations - House**

		2026-27 Biennial Total			Information Technology Involved?	Contracting Involved?	Estimated Continued Cost 2028-29
		GR & GR-D	All Funds	FTEs			
1)	Texas State University System Tuition Promise Plan. The Texas State System component universities offer a Tuition Promise Program that guarantees free tuition and mandatory fees (for 15 credit hours per semester) to Texas residents who are new entering freshmen with a FAFSA income that does not exceed \$40,000 - \$50,000, depending on the institution. The exceptional item would support increasing the various Promise Plan's income eligibility threshold from current levels to \$100,000 for incoming freshmen and new transfer students.	\$30,000,000	\$30,000,000	0.0	No	No	\$30,000,000
Total - Texas State University System Administration		\$30,000,000	\$30,000,000	0.0			\$30,000,000
Lamar University							
1)	Nurses & Allied Health Programs. Funding to establish programs that create the workforce pipeline of advanced practice registered nurses in the field of psychiatric mental health nurse practitioners (PMHNP) and certified registered nurse anesthetists (CRNAs) along with mid-level allied healthcare providers such as occupational therapists and medical lab scientists (MLAs).	\$15,000,000	\$15,000,000	31.0	No	No	\$15,000,000
2)	Entrepreneurship, Innovation & Economic Development. Funding to create a set of university-based programs to catalyze synergies of entrepreneurship, innovation, and economic development by developing marketable research products and increasing the number of graduates and participating community members. This initiative will investigate market needs for innovation, support prototypes, proofs-of-concept, and patent applications.	\$10,000,000	\$10,000,000	25.0	No	No	\$10,000,000
3)	Nursing & Allied Health Renovation. Exceptional item request for a one-time appropriation to renovate the Hayes Biology Building to increase nursing and allied health instructional space.	\$20,000,000	\$20,000,000	0.0	No	No	\$0
4)	Mary & John Gray Library Renovation. Senate Bill 52, 87th Legislature, 3rd Called Session, authorized \$44.9 million in capital construction assistance bonds for the renovation of the Mary & John Gray Library. Lamar University reports that the initial allocation is not enough to cover all the infrastructure and programmatic needs to renovate the building and is requesting \$22,600,000 in one-time funding to supplement the original bond allocation and total estimated cost of the renovation.	\$22,600,000	\$22,600,000	0.0	No	No	\$0

**General Academic Institutions, Lamar State Colleges, and Texas State Technical Colleges
Items Not Included in Recommendations - House**

		2026-27 Biennial Total			Information Technology Involved?	Contracting Involved?	Estimated Continued Cost 2028-29
		GR & GR-D	All Funds	FTEs			
5)	CCAP Debt Service-Campus Modernization & Renovation. The exceptional item is for debt service for a capital construction assistance project (CCAP). Funding would support modernization of multiple campus buildings.	\$12,210,000	\$12,210,000	0.0	No	No	\$12,210,000
Total - Lamar University		\$79,810,000	\$79,810,000	56.0			\$37,210,000
Sam Houston State University							
1)	Sam Houston State University - Polytechnic College Workforce Development. Funding to support a new Polytechnic College that will allow students to earn credentials that can be immediately used in the workforce with an opportunity to stack those credentials to earn industry focused degrees. The Polytechnic College will award credentials at the post-secondary level that align with skills needed to drive the Texas economy.	\$10,000,000	\$10,000,000	46.0	No	No	\$10,150,500
2)	Sam Houston State University School of Nursing Expansion. Funding to expand the School of Nursing. Funding will be used to renovate existing space to increase the number of students accepted each year, recruit high-quality faculty and staff, supply necessary equipment for growth, and support student success initiatives.	\$24,000,000	\$24,000,000	42.5	No	No	\$10,255,000
3)	Center for Intelligence and Crime Analysis (CICA) and Cyber Forensics and Intelligence Center (CFIC). Funding to support training and internships at the Center for Intelligence and Crime Analysis (CICA) and the Cyber Forensics and Intelligence Center (CFIC), a national center of academic excellence in Cyber Defense.	\$5,000,000	\$5,000,000	17.0	No	No	\$4,730,000
4)	CCAP Debt Service-Science and Engineering Technology Complex. The exceptional item is for debt service for a capital construction assistance project (CCAP). Funding would support construction of a Science and Engineering Technology Complex.	\$16,000,000	\$16,000,000	0.0	No	No	\$16,000,000
5)	Forensic Training Center. Funding to address growing enrollment, enhance research capabilities, and provide specialized training for forensic and law enforcement professionals.	\$7,500,000	\$7,500,000	10.0	No	No	\$2,000,000
Total - Sam Houston State University		\$62,500,000	\$62,500,000	115.5			\$43,135,500
Texas State University							

**General Academic Institutions, Lamar State Colleges, and Texas State Technical Colleges
Items Not Included in Recommendations - House**

		2026-27 Biennial Total			Information Technology Involved?	Contracting Involved?	Estimated Continued Cost 2028-29
		GR & GR-D	All Funds	FTEs			
1)	Texas State University Equity Funding. The institution reports the additional funding would put them near the average amount of funding provided by the state to their peer institutions on a per-student basis and ensure their ability to recruit highly qualified faculty and staff to produce and support competitive programs.	\$50,000,000	\$50,000,000	282.0	No	No	\$50,000,000
2)	Round Rock Higher Education. Funding for the Round Rock Campus to expand educational and workforce development services and enhancing community engagement.	\$5,000,000	\$5,000,000	21.0	No	No	\$5,000,000
3)	Student Success Center. Funding to support programs aimed at increasing student retention, graduation, and career placement.	\$4,000,000	\$4,000,000	13.0	No	No	\$4,000,000
4)	STEM Pedestrian Overpass. Funding for a pedestrian overpass to provide safe access for faculty, staff, and students to access the newly-created residential, classroom, and research neighborhood on campus.	\$4,000,000	\$4,000,000	0.0	No	No	\$0
6)	ALERRT Training Facilities. The majority of the requested funding, \$25 million in FY 2026, is for ALERRT's training facilities build-out. The Federal government is poised to give 75 acres of land to Texas State University for an ALERRT campus with the stipulation it is built out within 3 years.	\$26,360,000	\$26,360,000	0.4	No	No	\$1,360,000
7)	CCAP Debt Service-New Chemistry Building on San Marcos Campus and new Multi-purpose building on the Round Rock Campus. The exceptional item is for debt service for a new capital construction assistance project. The funding would be used for the construction of a new Chemistry Building on the San Marcos Campus and a new Multi-purpose building on the Round Rock Campus.	\$29,650,000	\$29,650,000	0.0	No	No	\$29,650,000
Total - Texas State University		\$119,010,000	\$119,010,000	316.4			\$90,010,000
Sul Ross State University							
1)	Academic Program Development. Funding to support programs in the fields of nursing, healthcare administration, accounting, finance, cybersecurity/information assurance and education.	\$10,000,000	\$10,000,000	59.0	No	No	\$10,000,000
2)	West Texas Water Research Center. The West Texas Water Research Center will serve the communities of west Texas by providing the best science available to make informed decisions on water conservation and planning, and help meet the workforce demands of Texas by graduating students that are capable of managing water resources	\$2,000,000	\$2,000,000	6.0	No	No	\$2,000,000

**General Academic Institutions, Lamar State Colleges, and Texas State Technical Colleges
Items Not Included in Recommendations - House**

		2026-27 Biennial Total			Information Technology Involved?	Contracting Involved?	Estimated Continued Cost 2028-29
		GR & GR-D	All Funds	FTEs			
3)	CCAP Debt Service-Agriculture, Life, and Physical Sciences Expansion. Funding for renovating an existing building for the College of Health Sciences to house programs including nursing majors and health sciences majors, a one-story expansion that would focus on Range and Animal Science programs and a new facility that would create opportunities for the growth and expansion of our Agricultural and Natural Science programs.	\$12,210,000	\$12,210,000	0.0	No	No	\$12,210,000
Total - Sul Ross University		\$24,210,000	\$24,210,000	65.0			\$24,210,000
Sul Ross State Rio Grande College							
1)	Academic Program Development Support. Funding to support programs in the fields of nursing, healthcare administration, accounting, finance, cybersecurity/information assurance and education.	\$10,000,000	\$10,000,000	59.0	No	No	\$10,000,000
2)	CCAP Debt Service-Academic Building. The exceptional item is for debt service for a capital construction assistance project (CCAP). Funding would support the construction a new academic building.	\$12,210,000	\$12,210,000	0.0	No	No	\$12,210,000
Total -Sul Ross Rio Grande College		\$22,210,000	\$22,210,000	59.0			\$22,210,000
Lamar Institute of Technology							
1)	Technical Program Support. Funding to provide support for the development of new programs to produce skilled and qualified technicians to meet current and future workforce demands. Lamar Institute of Technology plans to launch the following technician programs in Spring 2025: Mechatronics, Commercial Electrical, Electronics, Computer Engineering, Electromechanical Engineering, and Robotics and Automation.	\$1,500,000	\$1,500,000	6.0	No	No	\$1,500,000
2)	Public Service and Safety Center. Funding for the creation of a Public Service and Safety Center. The Center will house the existing Regional Police Academy, Regional Fire Academy, and Emergency Medical Services programs.	\$10,000,000	\$10,000,000	0.0	No	No	\$0
3)	CCAP Debt Service-Student Success and Academic Center. The exceptional item is for debt service for a capital construction assistance project (CCAP). Funding would support construction of a Student Success and Academic Center.	\$8,597,172	\$8,597,172	0.0	No	No	\$8,597,172
Total - Lamar Institute of Technology		\$20,097,172	\$20,097,172	6.0			\$10,097,172
Lamar State College-Orange							

**General Academic Institutions, Lamar State Colleges, and Texas State Technical Colleges
Items Not Included in Recommendations - House**

		2026-27 Biennial Total			Information Technology Involved?	Contracting Involved?	Estimated Continued Cost 2028-29
		GR & GR-D	All Funds	FTEs			
1)	Industrial Training Academy Building. Funding for an Industrial Training Academy Building.	\$10,000,000	\$10,000,000	0.0	No	No	\$0
2)	Technical Program Support. Funding to support the development of technical training programs in Lamar State College-Orange's newest site, Livingston, Texas.	\$1,500,000	\$1,500,000	3.0	No	No	\$1,500,000
3)	CCAP Debt Service- Technical Arts Training Center. The exceptional item is for debt service for a capital construction assistance project (CCAP). Funding would support construction of a Technical Arts Training Center.	\$8,597,172	\$8,597,172	0.0	No	No	\$8,597,172
Total - Lamar State College-Orange		\$20,097,172	\$20,097,172	3.0			\$10,097,172
Lamar State College-Port Arthur							
1)	Technical Program Expansion. Funding for Technical Program Expansion in its existing programs and desires to offer new programs in response to industry demand by offering a Renewable Energy Degree.	\$1,500,000	\$1,500,000	3.0	No	No	\$1,500,000
2)	Technical Program Building. Funding for a Technical Program Building to support the renovation of its Cosmetology building and its annex.	\$13,000,000	\$13,000,000	0.0	No	No	\$0
3)	Madison Monroe Educational Building. Lamar State College - Port Arthur has begun the process to renovate the Madison Monroe Educational Building authorized in the 87th Legislature, 3rd Called Session. Due to concerns with building mechanical failure, the institution is requesting additional funding to undergo a full Mechanical, Electrical and Plumbing (MEP) demolition and replacement, including a new roofing system, window replacement, and interior architectural remodel.	\$13,000,000	\$13,000,000	0.0	No	No	\$0
4)	CCAP Debt Service-Academic Building. The exceptional item is for debt service for a capital construction assistance project (CCAP). Funding would support the construction a new academic building.	\$8,597,172	\$8,597,172	0.0	No	No	\$8,597,172
Total - Lamar State College-Port Arthur		\$36,097,172	\$36,097,172	3.0			\$10,097,172
Texas State Technical College System Administration							
1)	Startup-Funding Comal/Guadalupe County. Funding would resolve the delay in receiving Returned-Value formula funding in order to continue operating and maintaining the institution's new campus in Comal/Guadalupe County.	\$19,387,928	\$19,387,928	32.0	No	No	\$7,387,928

**General Academic Institutions, Lamar State Colleges, and Texas State Technical Colleges
Items Not Included in Recommendations - House**

		2026-27 Biennial Total			Information Technology Involved?	Contracting Involved?	Estimated Continued Cost 2028-29
		GR & GR-D	All Funds	FTEs			
2)	Startup-Funding Denton County. Funding would resolve the delay in receiving Returned-Value formula funding in order to establish the institution's new campus in Denton County.	\$900,000	\$900,000	3.0	No	No	\$900,000
3)	CCAP Debt Service - New Campus Comal/Guadalupe County. CCAP debt service to support two additional buildings and equipment needed for the new campus in Comal/Guadalupe County.	\$26,266,650	\$26,266,650	0.0	No	No	\$26,263,000
4)	CCAP Debt Service - New Campus Denton County. CCAP debt service to support two additional buildings and equipment needed for the new campus in Denton County.	\$26,266,650	\$26,266,650	0.0	No	No	\$26,263,000
5)	Statewide CDL Program Expansion. Funding would support the expansion of TSTC's Statewide Commercial Driver License training program to address the shortage of truck drivers and the growing supply chain issues in the state.	\$7,693,260	\$7,693,260	1.0	No	No	\$7,070,460
Total - Texas State Technical College System		\$80,514,488	\$80,514,488	36.0			\$67,884,388
Texas State Technical College Harlingen							
1)	CDL Program Expansion. Funding would support the expansion of TSTC's Statewide Commercial Driver License training program to address the shortage of truck drivers and the growing supply chain issues in the state.	\$11,545,390	\$11,545,390	7.0	No	No	\$1,906,592
Total - Texas State Technical College Harlingen		\$11,545,390	\$11,545,390	7.0			\$1,906,592
Texas State Technical College West Texas							
1)	Statewide CDL Expansion. Funding would support the expansion of TSTC's Statewide Commercial Driver License training program to address the shortage of truck drivers and the growing supply chain issues in the state.	\$12,083,390	\$12,083,390	6.0	No	No	\$1,935,104
Total - Texas State Technical College West Texas		\$12,083,390	\$12,083,390	6.0			\$1,935,104
Texas State Technical College Marshall							
1)	CDL Program Expansion. Funding would support the expansion of TSTC's Statewide Commercial Driver License training program to address the shortage of truck drivers and the growing supply chain issues in the state.	\$11,772,090	\$11,772,090	5.0	No	No	\$1,728,848
Total - Texas State Technical College Marshall		\$11,772,090	\$11,772,090	5.0			\$1,728,848
Texas State Technical College Waco							

**General Academic Institutions, Lamar State Colleges, and Texas State Technical Colleges
Items Not Included in Recommendations - House**

		2026-27 Biennial Total			Information Technology Involved?	Contracting Involved?	Estimated Continued Cost 2028-29
		GR & GR-D	All Funds	FTEs			
1)	CDL Program Expansion. Funding would support the expansion of TSTC's Statewide Commercial Driver License training program to address the shortage of truck drivers and the growing supply chain issues in the state.	\$12,847,574	\$12,847,574	8.0	No	No	\$2,249,742
Total - Texas State Technical College Waco		\$12,847,574	\$12,847,574	8.0			\$2,249,742
Texas State Technical College Fort Bend County							
1)	CDL Program Expansion. Funding would support the expansion of TSTC's Statewide Commercial Driver License training program to address the shortage of truck drivers and the growing supply chain issues in the state.	\$10,561,927	\$10,561,927	5.0	No	No	\$1,668,848
Total - Texas State Technical College Fort Bend County		\$10,561,927	\$10,561,927	5.0			\$1,668,848
Texas State Technical College North Texas							
1)	CCAP Debt Service - North Texas Expansion - Buildings. CCAP debt service to support two additional buildings and equipment needed to operate an expanded campus in Ellis County.	\$26,266,650	\$26,266,650	0.0	No	No	\$26,263,000
2)	CDL Expansion Program. Funding would support the expansion of TSTC's Statewide Commercial Driver License training program to address the shortage of truck drivers and the growing supply chain issues in the state.	\$10,131,422	\$10,131,422	4.0	No	No	\$1,135,519
Total - Texas State Technical College North Texas		\$36,398,072	\$36,398,072	4.0			\$27,398,519
Texas State Technical College East Williamson County							
1)	Institutional Enhancement. Funding would support core educational support activities, instructional services, and student services.	\$750,000	\$750,000	4.0	No	No	\$750,000
Total - Texas State Technical College East Williamson County		\$750,000	\$750,000	4.0			\$750,000
Lamar State Colleges							
No Additional Requests							
Total - Lamar State Colleges							
Global System Offices							
Special Provison Rider Revisions Requested by Systems							
1)	Section 58, Higher Education Affordability. Several systems requested to delete the rider.						

**General Academic Institutions, Lamar State Colleges, and Texas State Technical Colleges
Items Not Included in Recommendations - House**

		2026-27 Biennial Total			Information Technology Involved?	Contracting Involved?	Estimated Continued Cost 2028-29
		GR & GR-D	All Funds	FTEs			
Article IX Rider Revisions Requested by Systems							
1)	Section 6.08(g), Benefits Paid Proportional by Method of Finance. Several System Offices requested to revise the rider to limit the amount of time the CPA has to review the APS 11.						
2)	Section 7.04, Contract Notifications: Amounts Greater than \$50,000. Several System Offices requested to raise the rider threshold from \$50,000 to \$150,000.						
3)	Section 9.09, Assignment of Contract Responsibilities. Several System Offices requested to modify the rider to indicate that a “contract” does not include items listed in Section 7.04(a) which do not meet the notice requirements of Government Code, Section 322.020(a)(1) and (2).						
4)	Section 11.03, Statewide Capital Planning. Several systems requested to revise the rider to align with facility information they submit to the Higher Education Coordinating Board.						
5)	Section 17.10, Energy Efficiency. Several systems requested to delete this rider for regulatory relief.						
Total - System Offices							
Multiple Institutions' Request							
1)	Restoration of Institutional Enhancement Funding.	\$299,185,204	\$299,185,204				\$299,185,204
Total - Multiple Institutions		\$299,185,204	\$299,185,204				\$299,185,204

TOTAL Items Not Included in Recommendations	\$2,871,912,731	\$2,871,912,731	2,393.0			\$2,215,396,435
--	------------------------	------------------------	----------------	--	--	------------------------

Note: Items listed above reflect requested exceptional items as of their Legislative Appropriations Request as well as any revised requests received as of January 24, 2025. These items may be updated in future documents.

**General Academic Institutions, Lamar State Colleges, and Texas State Technical Colleges
Appendices - House**

Table of Contents		
Appendix	Appendix Title	Page
1	Formula Funding Allocations Compared to 2024-25	44
2	Formula Funding Allocations with Drivers Compared to 2024-25	46
3	Instruction & Operation Formula Allocations Compared to 2024-25	48
4	Infrastructure Formula Allocations Compared to 2024-25	50
5	Small Institution Supplement Funding Compared to 2024-25	52
6	Research Funding Allocations Compared to 2024-25	53
7	Performance-Based Funding for At-Risk Students at Comprehensive Regional Universities (CRU) Allocations	54

* Appendices A-E not included for General Academic Institutions, Lamar State Colleges, and Texas State Technical Colleges due to aggregation of funding recommendations.

**General Academic Institutions, Lamar State Colleges, and Texas State Technical Colleges
Formula Funding Allocations Compared to 2024-25 Appropriated - House**

All Formulas Funding	Total Formula General Revenue				Total Formula GR-D 770				Total Formula All Funds			
	2024-2025	2026-2027	Difference	% GR Difference Biennium	2024-2025	2026-2027	Difference	% GR-D Difference Biennium	2024-2025	2026-2027	Difference	% All Funds Difference Biennium
UT Arlington	\$ 213,765,734	\$ 207,994,972	\$ (5,770,763)	-2.7%	\$ 96,307,536	\$ 100,726,977	\$ 4,419,442	4.6%	\$ 310,073,270	\$ 308,721,949	\$ (\$1,351,321)	-0.4%
UT Austin	\$ 438,757,171	\$ 450,178,825	\$ 11,421,654	2.6%	\$ 149,837,122	\$ 165,774,204	\$ 15,937,082	10.6%	\$ 588,594,293	\$ 615,953,029	\$ 27,358,736	4.6%
UT Dallas	\$ 227,784,513	\$ 195,334,426	\$ (32,450,087)	-14.2%	\$ 89,370,999	\$ 98,123,745	\$ 8,752,746	9.8%	\$ 317,155,512	\$ 293,458,171	\$ (\$23,697,341)	-7.5%
UT El Paso	\$ 137,082,721	\$ 144,611,786	\$ 7,529,065	5.5%	\$ 34,241,447	\$ 37,076,211	\$ 2,834,764	8.3%	\$ 171,324,168	\$ 181,687,997	\$ 10,363,829	6.0%
UT Rio Grande Valley	\$ 162,274,716	\$ 172,010,606	\$ 9,735,889	6.0%	\$ 47,826,034	\$ 48,123,610	\$ 297,577	0.6%	\$ 210,100,750	\$ 220,134,216	\$ 10,033,466	4.8%
UT Permian Basin	\$ 21,911,997	\$ 22,706,295	\$ 794,299	3.6%	\$ 10,467,288	\$ 9,685,441	\$ (781,848)	-7.5%	\$ 32,379,285	\$ 32,391,736	\$ 12,451	0.0%
UT San Antonio	\$ 200,066,966	\$ 194,615,222	\$ (5,451,744)	-2.7%	\$ 50,319,581	\$ 68,913,897	\$ 18,594,316	37.0%	\$ 250,386,547	\$ 263,529,119	\$ 13,142,572	5.2%
UT Tyler	\$ 49,224,098	\$ 58,725,145	\$ 9,501,047	19.3%	\$ 14,830,008	\$ 14,651,734	\$ (178,274)	-1.2%	\$ 64,054,106	\$ 73,376,879	\$ 9,322,773	14.6%
Texas A&M University	\$ 595,883,799	\$ 603,326,094	\$ 7,442,295	1.2%	\$ 135,221,729	\$ 154,507,318	\$ 19,285,590	14.3%	\$ 731,105,527	\$ 757,833,412	\$ 26,727,885	3.7%
Texas A&M Univ. at Galveston	\$ 24,945,186	\$ 25,477,414	\$ 532,229	2.1%	\$ 6,404,367	\$ 6,171,986	\$ (232,381)	-3.6%	\$ 31,349,553	\$ 31,649,401	\$ 299,848	1.0%
Prairie View A&M University	\$ 36,780,335	\$ 35,018,830	\$ (1,761,505)	-4.8%	\$ 27,138,938	\$ 32,331,800	\$ 5,192,862	19.1%	\$ 63,919,273	\$ 67,350,630	\$ 3,431,357	5.4%
Tarleton State University	\$ 78,920,007	\$ 75,312,031	\$ (3,607,977)	-4.6%	\$ 17,900,841	\$ 26,193,162	\$ 8,292,322	46.3%	\$ 96,820,848	\$ 101,505,193	\$ 4,684,345	4.8%
Texas A&M University - Central Texas	\$ 14,082,847	\$ 15,579,552	\$ 1,496,705	10.6%	\$ 2,602,326	\$ 3,954,709	\$ 1,352,383	52.0%	\$ 16,685,173	\$ 19,534,261	\$ 2,849,088	17.1%
Texas A&M University - Corpus Christi	\$ 60,618,794	\$ 57,844,384	\$ (2,774,410)	-4.6%	\$ 21,588,590	\$ 25,735,939	\$ 4,147,349	19.2%	\$ 82,207,384	\$ 83,580,323	\$ 1,372,939	1.7%
Texas A&M University - Kingsville	\$ 34,537,889	\$ 36,126,986	\$ 1,589,097	4.6%	\$ 15,852,289	\$ 16,831,714	\$ 979,425	6.2%	\$ 50,390,178	\$ 52,958,700	\$ 2,568,522	5.1%
Texas A&M University - San Antonio	\$ 28,150,878	\$ 30,612,288	\$ 2,461,409	8.7%	\$ 10,127,773	\$ 10,793,965	\$ 666,193	6.6%	\$ 38,278,651	\$ 41,406,253	\$ 3,127,602	8.2%
Texas A&M International University	\$ 43,390,505	\$ 40,441,047	\$ (2,949,458)	-6.8%	\$ 14,556,200	\$ 16,068,359	\$ 1,512,159	10.4%	\$ 57,946,705	\$ 56,509,406	\$ (\$1,437,299)	-2.5%
West Texas A&M University	\$ 46,830,230	\$ 47,072,304	\$ 242,074	0.5%	\$ 13,843,387	\$ 14,455,960	\$ 612,573	4.4%	\$ 60,673,617	\$ 61,528,264	\$ 854,647	1.4%
East Texas A&M University	\$ 79,938,702	\$ 72,434,742	\$ (7,503,961)	-9.4%	\$ 7,619,983	\$ 7,953,791	\$ 333,809	4.4%	\$ 87,558,685	\$ 80,388,533	\$ (\$7,170,152)	-8.2%
Texas A&M - Texarkana	\$ 11,762,560	\$ 12,745,913	\$ 983,353	8.4%	\$ 3,450,158	\$ 3,270,482	\$ (179,676)	-5.2%	\$ 15,212,718	\$ 16,016,395	\$ 803,677	5.3%
University of Houston	\$ 288,107,636	\$ 294,406,796	\$ 6,299,160	2.2%	\$ 96,441,626	\$ 103,426,881	\$ 6,985,255	7.2%	\$ 384,549,262	\$ 397,833,677	\$ 13,284,415	3.5%
UH-Clear Lake	\$ 44,787,993	\$ 42,374,405	\$ (2,413,588)	-5.4%	\$ 15,352,591	\$ 14,924,877	\$ (427,714)	-2.8%	\$ 60,140,584	\$ 57,299,282	\$ (\$2,841,302)	-4.7%
UH-Downtown	\$ 48,216,253	\$ 51,517,067	\$ 3,300,814	6.8%	\$ 24,660,166	\$ 24,054,291	\$ (605,875)	-2.5%	\$ 72,876,419	\$ 75,571,358	\$ 2,694,939	3.7%
UH-Victoria	\$ 20,047,683	\$ 19,924,834	\$ (122,850)	-0.6%	\$ 7,377,071	\$ 6,617,325	\$ (759,745)	-10.3%	\$ 27,424,754	\$ 26,542,159	\$ (\$882,595)	-3.2%
University of North Texas	\$ 235,423,647	\$ 197,967,302	\$ (37,456,345)	-15.9%	\$ 124,186,342	\$ 169,938,296	\$ 45,751,954	36.8%	\$ 359,609,989	\$ 367,905,598	\$ 8,295,609	2.3%
University of North Texas at Dallas	\$ 25,095,692	\$ 24,280,658	\$ (815,034)	-3.2%	\$ 4,173,993	\$ 6,261,425	\$ 2,087,432	50.0%	\$ 29,269,685	\$ 30,542,083	\$ 1,272,398	4.3%
Stephen F. Austin State Univ.	\$ 59,885,195	\$ 54,552,530	\$ (5,332,665)	-8.9%	\$ 10,188,316	\$ 14,570,763	\$ 4,382,447	43.0%	\$ 70,073,511	\$ 69,123,293	\$ (\$950,218)	-1.4%
Texas Southern University	\$ 38,787,093	\$ 30,954,783	\$ (7,832,310)	-20.2%	\$ 30,460,633	\$ 37,994,975	\$ 7,534,342	24.7%	\$ 69,247,726	\$ 68,949,758	\$ (\$297,968)	-0.4%
Texas Tech University	\$ 323,604,539	\$ 344,888,181	\$ 21,283,642	6.6%	\$ 73,937,242	\$ 84,686,025	\$ 10,748,784	14.5%	\$ 397,541,780	\$ 429,574,206	\$ 32,032,426	8.1%
Angelo State University	\$ 39,802,900	\$ 42,112,518	\$ 2,309,618	5.8%	\$ 11,179,953	\$ 13,978,504	\$ 2,798,551	25.0%	\$ 50,982,853	\$ 56,091,022	\$ 5,108,169	10.0%
Midwestern State University	\$ 28,201,119	\$ 26,352,607	\$ (1,848,512)	-6.6%	\$ 6,597,902	\$ 7,107,533	\$ 509,631	7.7%	\$ 34,799,021	\$ 33,460,140	\$ (\$1,338,881)	-3.8%
Texas Woman's University	\$ 104,427,091	\$ 95,858,556	\$ (8,568,535)	-8.2%	\$ 18,707,883	\$ 26,282,504	\$ 7,574,621	40.5%	\$ 123,134,974	\$ 122,141,060	\$ (\$993,914)	-0.8%
Lamar University	\$ 96,567,113	\$ 97,512,684	\$ 945,571	1.0%	\$ 31,628,559	\$ 32,655,340	\$ 1,026,781	3.2%	\$ 128,195,672	\$ 130,168,024	\$ 1,972,352	1.5%
Sam Houston State University	\$ 101,708,751	\$ 109,883,757	\$ 8,175,006	8.0%	\$ 31,718,386	\$ 27,926,194	\$ (3,792,192)	-12.0%	\$ 133,427,137	\$ 137,809,951	\$ 4,382,814	3.3%
Texas State University	\$ 180,691,253	\$ 195,303,847	\$ 14,612,594	8.1%	\$ 57,869,013	\$ 63,772,968	\$ 5,903,955	10.2%	\$ 238,560,266	\$ 259,076,815	\$ 20,516,549	8.6%
Sul Ross State University	\$ 9,656,272	\$ 11,969,325	\$ 2,313,053	24.0%	\$ 2,061,921	\$ 1,450,082	\$ (611,839)	-29.7%	\$ 11,718,193	\$ 13,419,407	\$ 1,701,214	14.5%
Sul Ross State Univ. Rio Grande College	\$ 5,352,717	\$ 5,257,559	\$ (95,158)	-1.8%	\$ 837,119	\$ 759,365	\$ (77,754)	-9.3%	\$ 6,189,836	\$ 6,016,924	\$ (\$172,912)	-2.8%
General Academics Subtotal	\$ 4,157,072,597	\$ 4,143,286,271	\$ (13,786,325)	-0.3%	\$ 1,316,885,309	\$ 1,497,752,353	\$ 180,867,044	13.7%	\$ 5,473,957,905	\$ 5,641,038,624	\$ 167,080,719	3.1%

**General Academic Institutions, Lamar State Colleges, and Texas State Technical Colleges
Formula Funding Allocations Compared to 2024-25 Appropriated - House**

All Formulas Funding	Total Formula General Revenue	Total Formula General Revenue	Total Formula General Revenue	% GR Difference	Total Formula GR-D 770	Total Formula GR-D 770	Total Formula GR-D 770	% GR-D Difference	Total Formula All Funds	Total Formula All Funds	Total Formula All Funds	% All Funds Difference
	2024-2025	2026-2027	Difference	Biennium	2024-2025	2026-2027	Difference	Biennium	2024-2025	2026-2027	Difference	Biennium
Lamar State College - Orange (Infrastructure)	\$ 4,485,471	\$ 4,956,020	\$ 470,549	10.5%	\$ 330,613	\$ 269,995	\$ (60,618)	-18.3%	\$ 4,816,084	\$ 5,226,015	\$ 409,931	8.5%
Lamar Institute of Technology (Infrastructure)	\$ 5,585,285	\$ 5,960,535	\$ 375,249	6.7%	\$ 745,571	\$ 486,073	\$ (259,497)	-34.8%	\$ 6,330,856	\$ 6,446,608	\$ 115,752	1.8%
Lamar State College - Port Arthur (Infrastructure)	\$ 4,989,353	\$ 5,954,991	\$ 965,638	19.4%	\$ 346,695	\$ 275,463	\$ (71,232)	-20.5%	\$ 5,336,048	\$ 6,230,454	\$ 894,406	16.8%
LSC INFRASTRUCTURE SUBTOTAL	\$ 15,060,109	\$ 16,871,545	\$ 1,811,436	12.0%	\$ 1,422,879	\$ 1,031,532	\$ (391,347)	-27.5%	\$ 16,482,988	\$ 17,903,077	\$ 1,420,089	8.6%
TSTC - Harlingen (Infrastructure)	\$ 5,205,123	\$ 6,190,513	\$ 985,390	18.9%	\$ 355,049	\$ 387,478	\$ 32,429	9.1%	\$ 6,042,676	\$ 5,352,678	\$ (689,998)	-11.4%
TSTC - West Texas (Infrastructure)	\$ 4,036,497	\$ 4,349,648	\$ 313,151	7.8%	\$ 124,938	\$ 150,171	\$ 25,233	20.2%	\$ 3,552,238	\$ 4,043,995	\$ 491,757	13.8%
TSTC - Waco (Infrastructure)	\$ 7,795,532	\$ 5,019,330	\$ (2,776,203)	-35.6%	\$ 449,636	\$ 671,238	\$ 221,603	49.3%	\$ 7,593,320	\$ 6,204,370	\$ (1,388,950)	-18.3%
TSTC - Marshall (Infrastructure)	\$ 3,330,645	\$ 3,744,775	\$ 414,130	12.4%	\$ 56,428	\$ 75,864	\$ 19,436	34.4%	\$ 2,549,664	\$ 3,408,611	\$ 858,947	33.7%
TSTC - North Texas (Infrastructure)	\$ 2,877,261	\$ 2,909,572	\$ 32,311	1.1%	\$ 27,224	\$ 35,801	\$ 8,577	31.5%	\$ 1,617,470	\$ 2,833,375	\$ 1,215,905	75.2%
TSTC - Fort Bend County (Infrastructure)	\$ 3,449,825	\$ 3,590,345	\$ 140,520	4.1%	\$ 55,172	\$ 85,402	\$ 30,230	54.8%	\$ 2,399,920	\$ 3,473,313	\$ 1,073,393	44.7%
TSTC - East Williamson County (Infrastructure)	\$ -	\$ 2,893,432	\$ 2,893,432	100.0%	\$ -	\$ 29,925	\$ 29,925	100.0%	\$ 2,399,920	\$ 3,473,313	\$ 1,073,393	100.0%
TSTC INFRASTRUCTURE SUBTOTAL	\$ 26,694,883	\$ 28,697,615	\$ 2,002,731	7.5%	\$ 1,068,447	\$ 1,435,879	\$ 367,433	34.4%	\$ 27,763,330	\$ 30,133,494	\$ 2,370,164	8.5%
Lamar State College - Orange (I&O)	\$ 18,491,557	\$ 24,747,111	\$ 6,255,554	33.8%	\$ -	\$ -	\$ -	\$ -	\$ 18,491,557	\$ 24,747,111	\$ 6,255,554	33.8%
Lamar Institute of Technology (I&O)	\$ 34,946,884	\$ 40,239,666	\$ 5,292,782	15.1%	\$ -	\$ -	\$ -	\$ -	\$ 34,946,884	\$ 40,239,666	\$ 5,292,782	15.1%
Lamar State College - Port Arthur (I&O)	\$ 19,686,044	\$ 30,196,829	\$ 10,510,785	53.4%	\$ -	\$ -	\$ -	\$ -	\$ 19,686,044	\$ 30,196,829	\$ 10,510,785	53.4%
LSC I&O SUBTOTAL	\$ 73,124,486	\$ 95,183,607	\$ 22,059,121	30.2%	\$ -	\$ -	\$ -	\$ -	\$ 73,124,486	\$ 95,183,607	\$ 22,059,121	30.2%
TSTC - Harlingen (I&O)	\$ 55,364,691	\$ 47,927,114	\$ (7,437,577)	-13.4%	\$ -	\$ -	\$ -	\$ -	\$ 55,364,691	\$ 47,927,114	\$ (7,437,577)	-13.4%
TSTC - West Texas (I&O)	\$ 29,594,282	\$ 30,249,928	\$ 655,646	2.2%	\$ -	\$ -	\$ -	\$ -	\$ 29,594,282	\$ 30,249,928	\$ 655,646	2.2%
TSTC - Waco (I&O)	\$ 84,303,681	\$ 77,999,908	\$ (6,303,773)	-7.5%	\$ -	\$ -	\$ -	\$ -	\$ 84,303,681	\$ 77,999,908	\$ (6,303,773)	-7.5%
TSTC - Marshall (I&O)	\$ 15,841,531	\$ 16,429,500	\$ 587,969	3.7%	\$ -	\$ -	\$ -	\$ -	\$ 15,841,531	\$ 16,429,500	\$ 587,969	3.7%
TSTC - North Texas (I&O)	\$ 2,541,975	\$ 6,339,141	\$ 3,797,166	149.4%	\$ -	\$ -	\$ -	\$ -	\$ 2,541,975	\$ 6,339,141	\$ 3,797,166	149.4%
TSTC - Fort Bend County (I&O)	\$ 2,561,066	\$ 5,390,674	\$ 2,829,609	110.5%	\$ -	\$ -	\$ -	\$ -	\$ 2,561,066	\$ 5,390,674	\$ 2,829,609	110.5%
TSTC - East Williamson County (I&O)	\$ -	\$ 5,870,961	\$ 5,870,961	100.0%	\$ -	\$ -	\$ -	\$ -	\$ -	\$ 5,870,961	\$ 5,870,961	100.0%
TSTC I&O SUBTOTAL	\$ 190,207,226	\$ 190,207,226	\$ -	0.0%	\$ -	\$ -	\$ -	\$ -	\$ 190,207,226	\$ 190,207,226	\$ -	0.0%
TOTAL LSC AND TSTC	\$ 305,086,704	\$ 330,959,993	\$ 25,873,289	8.5%	\$ 2,491,326	\$ 2,467,411	\$ (23,915)	-1.0%	\$ 307,578,030	\$ 333,427,404	\$ 25,849,374	8.4%
GRAND TOTAL ALL FORMULA ELEMENTS	\$ 4,462,159,301	\$ 4,474,246,264	\$ 12,086,964	0.3%	\$ 1,319,376,634	\$ 1,500,219,764	\$ 180,843,129	13.7%	\$ 5,781,535,935	\$ 5,974,466,028	\$ 192,930,093	3.3%

**General Academic Institutions, Lamar State Colleges, and Texas State Technical Colleges
Formula Funding Allocations with Drivers Compared to 2024-25 Appropriated - House**

All Formulas and Drivers	Total Formula	Formula	Formula	% All Funds	Formula	Formula	Formula	%	Predicted	Formula	Formula	%
	All Funds 2024-2025	All Funds 2026-2027	All Funds Difference	Difference Biennium	WSCH 2024-2025	WSCH 2026-2027	Biennial Difference	Difference Biennium	Square Feet 2024-2025	PSF 2026-2027	Biennial Difference	Difference Biennium
UT Arlington	\$ 310,073,270	308,721,949	(\$1,351,321)	-0.4%	2,278,978	2,402,806	123,828	5.4%	3,555,033	3,641,337	86,305	2.4%
UT Austin	\$ 588,594,293	615,953,029	\$27,358,736	4.6%	3,976,869	4,422,034	445,166	11.2%	10,531,499	11,057,704	526,205	5.0%
UT Dallas	\$ 317,155,512	293,458,171	(\$23,697,341)	-7.5%	2,358,317	2,307,444	(50,874)	-2.2%	3,342,664	3,336,207	(6,457)	-0.2%
UT El Paso	\$ 171,324,168	181,687,997	\$10,363,829	6.0%	1,198,320	1,351,336	153,016	12.8%	2,509,526	2,545,733	36,207	1.4%
UT Rio Grande Valley	\$ 210,100,750	220,134,216	\$10,033,466	4.8%	1,519,637	1,706,864	187,226	12.3%	2,647,878	2,731,349	83,471	3.2%
UT Permian Basin	\$ 32,379,285	32,391,736	\$12,451	0.0%	215,838	232,281	16,442	7.6%	397,489	403,221	5,733	1.4%
UT San Antonio	\$ 250,386,547	263,529,119	\$13,142,572	5.2%	1,763,614	1,988,579	224,966	12.8%	3,402,468	3,417,656	15,188	0.4%
UT Tyler	\$ 64,054,106	73,376,879	\$9,322,773	14.6%	465,715	567,699	101,984	21.9%	764,420	794,911	30,491	4.0%
Texas A&M University	\$ 731,105,527	757,833,412	\$26,727,885	3.7%	5,353,583	5,966,930	613,347	11.5%	8,860,023	8,779,866	(80,157)	-0.9%
Texas A&M Univ. at Galveston	\$ 31,349,553	31,649,401	\$299,848	1.0%	177,093	188,428	11,335	6.4%	301,985	316,762	14,778	4.9%
Prairie View A&M University	\$ 63,919,273	67,350,630	\$3,431,357	5.4%	414,477	478,039	63,562	15.3%	1,097,251	1,091,179	(6,072)	-0.6%
Tarleton State University	\$ 96,820,848	101,505,193	\$4,684,345	4.8%	705,096	794,113	89,017	12.6%	1,185,596	1,204,184	18,588	1.6%
Texas A&M University - Central Texas	\$ 16,685,173	19,534,261	\$2,849,088	17.1%	104,148	135,412	31,264	30.0%	180,438	177,692	(2,746)	-1.5%
Texas A&M University - Corpus Christi	\$ 82,207,384	83,580,323	\$1,372,939	1.7%	588,292	636,586	48,295	8.2%	1,057,517	1,041,707	(15,811)	-1.5%
Texas A&M University - Kingsville	\$ 50,390,178	52,958,700	\$2,568,522	5.1%	339,720	385,954	46,234	13.6%	725,583	758,972	33,389	4.6%
Texas A&M University - San Antonio	\$ 38,278,651	41,406,253	\$3,127,602	8.2%	253,258	302,431	49,174	19.4%	530,045	522,001	(8,045)	-1.5%
Texas A&M International University	\$ 57,946,705	56,509,406	(\$1,437,299)	-2.5%	406,949	427,233	20,284	5.0%	716,970	676,746	(40,224)	-5.6%
West Texas A&M University	\$ 60,673,617	61,528,264	\$854,647	1.4%	434,861	467,649	32,789	7.5%	813,319	812,294	(1,024)	-0.1%
East Texas A&M University	\$ 87,558,685	80,388,533	(\$7,170,152)	-8.2%	660,399	643,563	(16,836)	-2.5%	823,626	810,958	(12,667)	-1.5%
Texas A&M - Texarkana	\$ 15,212,718	16,016,395	\$803,677	5.3%	87,330	98,672	11,342	13.0%	199,560	205,344	5,784	2.9%
University of Houston	\$ 384,549,262	397,833,677	\$13,284,415	3.5%	2,817,113	3,123,264	306,150	10.9%	4,977,175	4,925,578	(51,597)	-1.0%
UH-Clear Lake	\$ 60,140,584	57,299,282	(\$2,841,302)	-4.7%	444,694	451,331	6,637	1.5%	653,194	660,468	7,274	1.1%
UH-Downtown	\$ 72,876,419	75,571,358	\$2,694,939	3.7%	526,292	587,031	60,739	11.5%	925,612	917,206	(8,407)	-0.9%
UH-Victoria	\$ 27,424,754	26,542,159	(\$882,595)	-3.2%	182,138	186,894	4,755	2.6%	288,456	272,233	(16,223)	-5.6%
University of North Texas	\$ 359,609,989	367,905,598	\$8,295,609	2.3%	2,651,769	2,869,681	217,912	8.2%	3,872,527	4,057,000	184,473	4.8%
University of North Texas at Dallas	\$ 29,269,685	30,542,083	\$1,272,398	4.3%	193,861	218,725	24,865	12.8%	334,834	332,793	(2,041)	-0.6%
Stephen F. Austin State Univ.	\$ 70,073,511	69,123,293	(\$950,218)	-1.4%	493,519	521,196	27,677	5.6%	1,074,923	1,059,660	(15,263)	-1.4%
Texas Southern University	\$ 69,247,726	68,949,758	(\$297,968)	-0.4%	469,180	513,314	44,134	9.4%	1,134,594	1,010,211	(124,384)	-11.0%
Texas Tech University	\$ 397,541,780	429,574,206	\$32,032,426	8.1%	2,829,586	3,296,547	466,961	16.5%	5,217,451	5,283,391	65,941	1.3%
Angelo State University	\$ 50,982,853	56,091,022	\$5,108,169	10.0%	363,743	432,142	68,399	18.8%	683,545	704,631	21,086	3.1%
Midwestern State University	\$ 34,799,021	33,460,140	(\$1,338,881)	-3.8%	228,608	230,510	1,902	0.8%	468,916	466,266	(2,650)	-0.6%
Texas Woman's University	\$ 123,134,974	122,141,060	(\$993,914)	-0.8%	930,906	982,279	51,373	5.5%	1,208,318	1,259,019	50,701	4.2%
Lamar University	\$ 128,195,672	130,168,024	\$1,972,352	1.5%	971,829	1,049,650	77,821	8.0%	1,122,984	1,161,258	38,274	3.4%
Sam Houston State University	\$ 133,427,137	137,809,951	\$4,382,814	3.3%	950,776	1,047,044	96,268	10.1%	1,828,581	1,785,221	(43,359)	-2.4%
Texas State University	\$ 238,560,266	259,076,815	\$20,516,549	8.6%	1,658,374	1,937,627	279,253	16.8%	3,585,351	3,754,776	169,425	4.7%
Sul Ross State University	\$ 11,718,193	13,419,407	\$1,701,214	14.5%	58,547	75,922	17,375	29.7%	186,401	188,008	1,607	0.9%
Sul Ross State Univ. Rio Grande College	\$ 6,189,836	6,016,924	(\$172,912)	-2.8%	24,877	25,168	291	1.2%	53,463	53,325	(138)	-0.3%
GENERAL ACADEMIC SUBTOTAL	\$ 5,473,957,905	\$ 5,641,038,624	\$ 167,080,719	3.1%	39,098,306	43,052,379	3,954,073	10.1%	71,259,214	72,216,869	957,655	1.3%

**General Academic Institutions, Lamar State Colleges, and Texas State Technical Colleges
Formula Funding Allocations with Drivers Compared to 2024-25 Appropriated - House**

All Formulas and Drivers	Total Formula All Funds				Formula CH/RTV				Predicted Square Feet			
	2024-2025	2026-2027	Biennial Difference	% All Funds Difference Biennium	2024-2025	2026-2027	Biennial Difference	% Difference Biennium	2024-2025	2026-2027	Biennial Difference	% Difference Biennium
Lamar State College - Orange (Infrastructure)	\$ 4,816,084	\$ 5,226,015	\$ 409,931	8.5%	-	-	-	-	183,356	318,541	135,185	73.7%
Lamar Institute of Technology (Infrastructure)	\$ 6,330,856	\$ 6,446,608	\$ 115,752	1.8%	-	-	-	-	297,872	209,880	(87,992)	-29.5%
Lamar State College - Port Arthur (Infrastructure)	\$ 5,336,048	\$ 6,230,454	\$ 894,406	16.8%	-	-	-	-	209,483	251,250	41,767	19.9%
LSC INFRASTRUCTURE SUBTOTAL	16,482,988	17,903,077	\$ 1,420,089	8.6%	-	-	-	-	690,711	779,671	88,960	12.9%
TSTC - Harlingen (Infrastructure)	\$ 5,560,172	\$ 6,577,991	\$ 1,017,819	18.3%	-	-	-	-	277,989	301,998	24,009	8.6%
TSTC - West Texas (Infrastructure)	\$ 4,161,435	\$ 4,499,819	\$ 338,384	8.1%	-	-	-	-	120,246	128,556	8,310	6.9%
TSTC - Waco (Infrastructure)	\$ 8,245,168	\$ 5,690,568	\$ (2,554,600)	-31.0%	-	-	-	-	588,809	545,369	(43,440)	-7.4%
TSTC - Marshall (Infrastructure)	\$ 3,387,073	\$ 3,820,639	\$ 433,566	12.8%	-	-	-	-	65,642	73,580	7,938	12.1%
TSTC - North Texas (Infrastructure)	\$ 2,904,485	\$ 2,945,373	\$ 40,888	1.4%	-	-	-	-	38,316	44,163	5,847	15.3%
TSTC - Fort Bend County (Infrastructure)	\$ 3,504,997	\$ 3,675,747	\$ 170,750	4.9%	-	-	-	-	78,655	93,600	14,945	19.0%
TSTC - East Williamson County (Infrastructure)	\$ -	\$ 2,923,357	\$ 2,923,357	100.0%	-	-	-	-	0	41,049	41,049	100.0%
TSTC INFRASTRUCTURE SUBTOTAL	27,763,330	30,133,494	\$ 2,370,164	8.5%	-	-	-	-	1,169,657	1,228,315	58,658	5.0%
Lamar State College - Orange (I&O)	\$ 18,491,557	\$ 24,747,111	\$ 6,255,554	33.8%	1,106,758	1,313,750	206,992	18.7%	-	-	-	-
Lamar Institute of Technology (I&O)	\$ 34,946,884	\$ 40,239,666	\$ 5,292,782	15.1%	2,160,262	2,215,596	55,334	2.6%	-	-	-	-
Lamar State College - Port Arthur (I&O)	\$ 19,686,044	\$ 30,196,829	\$ 10,510,785	53.4%	1,213,647	1,666,266	452,619	37.3%	-	-	-	-
LSC I&O SUBTOTAL*	\$ 73,124,486	\$ 95,183,607	\$ 22,059,121	30.2%	4,480,667	5,195,612	714,945	16.0%	-	-	-	-
TSTC - Harlingen (I&O)	\$ 55,364,691	\$ 47,927,114	\$ (7,437,577)	-13.4%	\$ 154,219,196	\$103,382,534.32	\$ (50,836,662)	-33.0%	-	-	-	-
TSTC - West Texas (I&O)	\$ 29,594,282	\$ 30,249,928	\$ 655,646	2.2%	\$ 82,435,326	\$65,251,461.51	\$ (17,183,864)	-20.8%	-	-	-	-
TSTC - Waco (I&O)	\$ 84,303,681	\$ 77,999,908	\$ (6,303,773)	-7.5%	\$ 234,829,196	\$168,251,902.35	\$ (66,577,294)	-150.9%	-	-	-	-
TSTC - Marshall (I&O)	\$ 15,841,531	\$ 16,429,500	\$ 587,969	3.7%	\$ 44,126,827	\$35,439,715.87	\$ (8,687,111)	-3.7%	-	-	-	-
TSTC - North Texas (I&O)	\$ 2,541,975	\$ 6,339,141	\$ 3,797,166	149.4%	\$ 7,080,710	\$11,628,106	\$ 4,547,396	10.3%	-	-	-	-
TSTC - Fort Bend County (I&O)	\$ 2,561,066	\$ 5,390,674	\$ 2,829,609	110.5%	\$ 7,133,887	\$13,674,023.15	\$ 6,540,136	92.4%	-	-	-	-
TSTC - East Williamson County (I&O)	\$ -	\$ 5,870,961	\$ 5,870,961	100.0%	\$ -	\$11,777,633.16	\$ 11,777,633	100.0%	-	-	-	-
TSTC I&O SUBTOTAL*	\$ 190,207,226	\$ 190,207,226	\$ -	0.0%	\$ 529,825,143	409,405,376	\$ (120,419,766)	-22.7%	-	-	-	-
TOTAL LSCs AND TSTC	\$ 307,578,030	\$ 333,427,404	\$ 25,849,374	8.4%	534,305,810	414,600,988	(119,704,822)	-22.4%	1,860,368	2,007,986	147,618	7.9%
GRAND TOTAL ALL FORMULA ELEMENTS	5,781,535,935	5,974,466,028	\$ 192,930,093	3.3%	573,404,116	457,653,367	(115,750,749)	-20.2%	73,119,582	74,224,855	1,105,273	1.5%

* Instruction and Operations All Funds for Lamar State Colleges and TSTCs contains General Revenue only; General Revenue-Dedicated 770 does not count against them in the I&O formula.

**General Academic Institutions, Lamar State Colleges, and Texas State Technical Colleges
Instruction and Operations Formula Allocations Compared to 2024-25 Appropriated - House**

Instruction and Operations	I&O Formula GR				I&O Formula GR-D 770				I&O Formula All Funds			
	2024-2025	Fall I&O GR 2026-2027	Fall Biennial Difference	% GR Difference Biennium	2024-2025	Fall I&O GRD-770 2026-2027	Fall Biennial Difference	% GR-D Difference Biennium	2024-2025	Fall I&O All Funds 2026-2027	Fall Biennial Difference	% All Funds Difference Biennium
UT Arlington	\$ 187,844,919	\$ 180,712,450	(\$7,132,470)	-3.8%	\$ 81,453,585	\$ 84,333,443	\$ 2,879,859	3.5%	\$ 269,298,504	\$ 265,045,893	\$ (4,252,611)	-1.6%
UT Austin	\$ 343,205,043	\$ 348,986,434	\$5,781,391	1.7%	\$ 126,727,058	\$ 138,794,094	\$ 12,067,036	9.5%	\$ 469,932,101	\$ 487,780,528	\$ 17,848,427	3.8%
UT Dallas	\$ 203,086,893	\$ 172,372,870	(\$30,714,023)	-15.1%	\$ 75,586,901	\$ 82,153,893	\$ 6,566,992	8.7%	\$ 278,673,794	\$ 254,526,763	\$ (24,147,031)	-8.7%
UT El Paso	\$ 112,640,896	\$ 118,019,562	\$5,378,666	4.8%	\$ 28,960,232	\$ 31,041,977	\$ 2,081,745	7.2%	\$ 141,601,128	\$ 149,061,539	\$ 7,460,411	5.3%
UT Rio Grande Valley	\$ 139,120,415	\$ 147,987,307	\$8,866,891	6.4%	\$ 40,449,606	\$ 40,291,388	\$ (158,217)	-0.4%	\$ 179,570,021	\$ 188,278,695	\$ 8,708,674	4.8%
UT Permian Basin	\$ 16,651,980	\$ 17,513,011	\$861,032	5.2%	\$ 8,852,870	\$ 8,109,115	\$ (743,756)	-8.4%	\$ 25,504,850	\$ 25,622,126	\$ 117,276	0.5%
UT San Antonio	\$ 165,841,279	\$ 161,655,861	(\$4,185,418)	-2.5%	\$ 42,558,562	\$ 57,698,011	\$ 15,139,449	35.6%	\$ 208,399,841	\$ 219,353,872	\$ 10,954,031	5.3%
UT Tyler	\$ 42,489,164	\$ 51,729,259	\$9,240,095	21.7%	\$ 12,542,708	\$ 12,267,132	\$ (275,576)	-2.2%	\$ 55,031,872	\$ 63,996,391	\$ 8,964,519	16.3%
Texas A&M University	\$ 518,247,554	\$ 528,832,111	\$10,584,556	2.0%	\$ 114,365,862	\$ 129,360,916	\$ 14,995,055	13.1%	\$ 632,613,416	\$ 658,193,027	\$ 25,579,611	4.0%
Texas A&M Univ. at Galveston	\$ 15,509,871	\$ 15,617,418	\$107,547	0.7%	\$ 5,416,592	\$ 5,167,482	\$ (249,110)	-4.6%	\$ 20,926,463	\$ 20,784,900	\$ (141,563)	-0.7%
Prairie View A&M University	\$ 26,024,044	\$ 25,661,240	(\$362,804)	-1.4%	\$ 22,953,175	\$ 27,069,730	\$ 4,116,555	17.9%	\$ 48,977,219	\$ 52,730,970	\$ 3,753,751	7.7%
Tarleton State University	\$ 68,178,696	\$ 65,665,885	(\$2,512,812)	-3.7%	\$ 15,139,913	\$ 21,930,168	\$ 6,790,256	44.9%	\$ 83,318,609	\$ 87,596,053	\$ 4,277,444	5.1%
Texas A&M University - CTX	\$ 10,105,876	\$ 11,625,784	\$1,519,908	15.0%	\$ 2,200,957	\$ 3,311,071	\$ 1,110,114	50.4%	\$ 12,306,833	\$ 14,936,855	\$ 2,630,022	21.4%
Texas A&M University - CC	\$ 51,257,401	\$ 48,672,449	(\$2,584,952)	-5.0%	\$ 18,258,883	\$ 21,547,359	\$ 3,288,476	18.0%	\$ 69,516,284	\$ 70,219,808	\$ 703,524	1.0%
Texas A&M University - Kingsville	\$ 26,736,099	\$ 28,481,032	\$1,744,933	6.5%	\$ 13,407,318	\$ 14,092,316	\$ 684,998	5.1%	\$ 40,143,417	\$ 42,573,348	\$ 2,429,931	6.1%
Texas A&M University - SA	\$ 21,360,814	\$ 24,323,012	\$2,962,197	13.9%	\$ 8,565,720	\$ 9,037,223	\$ 471,504	5.5%	\$ 29,926,534	\$ 33,360,235	\$ 3,433,701	11.5%
Texas A&M International University	\$ 35,776,501	\$ 33,673,471	(\$2,103,030)	-5.9%	\$ 12,311,131	\$ 13,453,199	\$ 1,142,068	9.3%	\$ 48,087,632	\$ 47,126,670	\$ (960,962)	-2.0%
West Texas A&M University	\$ 39,677,641	\$ 39,481,698	(\$195,943)	-0.5%	\$ 11,708,258	\$ 12,103,222	\$ 394,964	3.4%	\$ 51,385,899	\$ 51,584,920	\$ 199,021	0.4%
East Texas A&M University	\$ 71,592,210	\$ 64,330,102	(\$7,262,109)	-10.1%	\$ 6,444,718	\$ 6,659,295	\$ 214,578	3.3%	\$ 78,036,928	\$ 70,989,397	\$ (7,047,531)	-9.0%
Texas A&M - Texarkana	\$ 7,401,470	\$ 8,146,003	\$744,533	10.1%	\$ 2,918,024	\$ 2,738,204	\$ (179,820)	-6.2%	\$ 10,319,494	\$ 10,884,207	\$ 564,713	5.5%
University of Houston	\$ 251,321,010	\$ 257,923,327	\$6,602,317	2.6%	\$ 81,566,993	\$ 86,593,933	\$ 5,026,940	6.2%	\$ 332,888,003	\$ 344,517,260	\$ 11,629,257	3.5%
UH-Clear Lake	\$ 39,563,227	\$ 37,289,099	(\$2,274,128)	-5.7%	\$ 12,984,691	\$ 12,495,821	\$ (488,870)	-3.8%	\$ 52,547,918	\$ 49,784,920	\$ (2,762,998)	-5.3%
UH-Downtown	\$ 41,333,268	\$ 44,614,139	\$3,280,871	7.9%	\$ 20,856,716	\$ 20,139,403	\$ (717,313)	-3.4%	\$ 62,189,984	\$ 64,753,542	\$ 2,563,558	4.1%
UH-Victoria	\$ 15,283,344	\$ 15,075,290	(\$208,055)	-1.4%	\$ 6,239,272	\$ 5,540,341	\$ (698,930)	-11.2%	\$ 21,522,616	\$ 20,615,631	\$ (906,985)	-4.2%
University of North Texas	\$ 208,317,393	\$ 174,264,930	(\$34,052,463)	-16.3%	\$ 105,032,514	\$ 142,280,470	\$ 37,247,956	35.5%	\$ 313,349,907	\$ 316,545,400	\$ 3,195,493	1.0%
University of North Texas at Dallas	\$ 19,377,575	\$ 18,884,516	(\$493,059)	-2.5%	\$ 3,530,219	\$ 5,242,365	\$ 1,712,146	48.5%	\$ 22,907,794	\$ 24,126,881	\$ 1,219,087	5.3%
Stephen F. Austin State Univ.	\$ 49,700,448	\$ 45,292,170	(\$4,408,278)	-8.9%	\$ 8,616,925	\$ 12,199,339	\$ 3,582,414	41.6%	\$ 58,317,373	\$ 57,491,509	\$ (825,864)	-1.4%
Texas Southern University	\$ 29,678,746	\$ 24,810,838	(\$4,867,908)	-16.4%	\$ 25,762,550	\$ 31,811,211	\$ 6,048,661	23.5%	\$ 55,441,296	\$ 56,622,049	\$ 1,180,753	2.1%
Texas Tech University	\$ 271,828,339	\$ 292,728,427	\$20,900,087	7.7%	\$ 62,533,563	\$ 70,903,191	\$ 8,369,629	13.4%	\$ 334,361,902	\$ 363,631,618	\$ 29,269,716	8.8%
Angelo State University	\$ 33,526,612	\$ 35,964,769	\$2,438,157	7.3%	\$ 9,455,617	\$ 11,703,472	\$ 2,247,855	23.8%	\$ 42,982,229	\$ 47,668,241	\$ 4,686,012	10.9%
Midwestern State University	\$ 21,433,531	\$ 19,476,068	(\$1,957,463)	-9.1%	\$ 5,580,277	\$ 5,950,767	\$ 370,490	6.6%	\$ 27,013,808	\$ 25,426,835	\$ (1,586,973)	-5.9%
Texas Woman's University	\$ 94,179,285	\$ 86,347,126	(\$7,832,159)	-8.3%	\$ 15,822,481	\$ 22,004,970	\$ 6,182,489	39.1%	\$ 110,001,766	\$ 108,352,096	\$ (1,649,670)	-1.5%
Lamar University	\$ 88,087,120	\$ 88,442,890	\$355,770	0.4%	\$ 26,750,342	\$ 27,340,612	\$ 590,270	2.2%	\$ 114,837,462	\$ 115,783,502	\$ 946,040	0.8%
Sam Houston State University	\$ 85,523,455	\$ 92,114,986	\$6,591,531	7.7%	\$ 26,826,314	\$ 23,381,146	\$ (3,445,168)	-12.8%	\$ 112,349,769	\$ 115,496,132	\$ 3,146,363	2.8%
Texas State University	\$ 147,020,385	\$ 160,339,696	\$13,319,311	9.1%	\$ 48,943,610	\$ 53,393,780	\$ 4,450,170	9.1%	\$ 195,963,995	\$ 213,733,476	\$ 17,769,481	9.1%
Sul Ross State University	\$ 5,174,382	\$ 7,160,609	\$1,986,227	38.4%	\$ 1,743,902	\$ 1,214,078	\$ (529,824)	-30.4%	\$ 6,918,284	\$ 8,374,687	\$ 1,456,403	21.1%
Sul Ross State Univ. RGC	\$ 2,231,627	\$ 2,140,451	(\$91,176)	-4.1%	\$ 708,006	\$ 635,777	\$ (72,229)	-10.2%	\$ 2,939,633	\$ 2,776,228	\$ (163,405)	-5.6%
GENERAL ACADEMICS I&O SUBTOTAL	\$ 3,506,328,516	\$ 3,496,356,289	\$ (9,972,227)	-0.3%	\$ 1,113,776,062	\$ 1,253,989,915	\$ 140,213,853	12.6%	\$ 4,620,104,578	\$ 4,750,346,204	\$ 130,241,626	2.8%

**General Academic Institutions, Lamar State Colleges, and Texas State Technical Colleges
Instruction and Operations Formula Allocations Compared to 2024-25 Appropriated - House**

Instruction and Operations	I&O Formula GR 2024-2025	Fall I&O GR 2026-2027	Fall Biennial Difference	% GR Difference Biennium	I&O Formula GR-D 770 2024-2025	Fall I&O GRD-770 2026-2027	Fall Biennial Difference	% GR-D Difference Biennium	I&O Formula All Funds 2024-2025	Fall I&O All Funds 2026-2027	Fall Biennial Difference	% All Funds Difference Biennium
Lamar State College - Orange (I&O)	\$ 18,491,557	\$ 24,747,111	\$ 6,255,554	33.8%	\$ -	\$ -	\$ -	0.0%	\$ 18,491,557	\$ 24,747,111	\$ 6,255,554	33.8%
Lamar Institute of Technology (I&O)	\$ 34,946,884	\$ 40,239,666	\$ 5,292,782	15.1%	\$ -	\$ -	\$ -	0.0%	\$ 34,946,884	\$ 40,239,666	\$ 5,292,782	15.1%
Lamar State College - Port A. (I&O)	\$ 19,686,044	\$ 30,196,829	\$ 10,510,785	53.4%	\$ -	\$ -	\$ -	0.0%	\$ 19,686,044	\$ 30,196,829	\$ 10,510,785	53.4%
LSC I&O SUBTOTAL	\$ 73,124,486	\$ 95,183,607	\$ 22,059,121	30.2%	\$ -	\$ -	\$ -	0.0%	\$ 73,124,486	\$ 95,183,607	\$ 22,059,121	30.2%
TSTC - Harlingen (I&O)	\$ 55,364,691	\$ 47,927,114	\$ (7,437,577)	-13.4%	\$ -	\$ -	\$ -	0.0%	\$ 55,364,691	\$ 47,927,114	\$ (7,437,577)	-13.4%
TSTC - West Texas (I&O)	\$ 29,594,282	\$ 30,249,928	\$ 655,646	2.2%	\$ -	\$ -	\$ -	0.0%	\$ 29,594,282	\$ 30,249,928	\$ 655,646	2.2%
TSTC - Marshall (I&O)	\$ 15,841,531	\$ 16,429,500	\$ 587,969	3.7%	\$ -	\$ -	\$ -	0.0%	\$ 15,841,531	\$ 16,429,500	\$ 587,969	3.7%
TSTC - Waco (I&O)	\$ 84,303,681	\$ 77,999,908	\$ (6,303,773)	-7.5%	\$ -	\$ -	\$ -	0.0%	\$ 84,303,681	\$ 77,999,908	\$ (6,303,773)	-7.5%
TSTC - Fort Bend County (I&O)	\$ 2,561,066	\$ 5,390,674	\$ 2,829,609	0.0%	\$ -	\$ -	\$ -	0.0%	\$ 2,561,066	\$ 5,390,674	\$ 2,829,609	110.5%
TSTC - North Texas (I&O)	\$ 2,541,975	\$ 6,339,141	\$ 3,797,166	0.0%	\$ -	\$ -	\$ -	0.0%	\$ 2,541,975	\$ 6,339,141	\$ 3,797,166	149.4%
TSTC - East Williamson County (I&O)	\$ -	\$ 5,870,961	\$ 5,870,961	100.0%	\$ -	\$ -	\$ -	0.0%	\$ -	\$ 5,870,961	\$ 5,870,961	100.0%
TSTC I&O SUBTOTAL	\$ 190,207,226	\$ 190,207,226	\$ -	0.0%	\$ -	\$ -	\$ -	0.0%	\$ 190,207,226	\$ 190,207,226	\$ -	0.0%
TOTAL LSCs AND TSTC I&O	\$ 263,331,712	\$ 285,390,833	\$ 22,059,121	8.4%	\$ -	\$ -	\$ -	0.0%	\$ 263,331,712	\$ 285,390,833	\$ 22,059,121	8.4%
GRAND TOTAL I&O	\$ 3,769,660,228	\$ 3,781,747,122	\$ 12,086,894	0.3%	\$ 1,113,776,062	\$ 1,253,989,915	\$ 140,213,853	12.6%	\$ 4,883,436,290	\$ 5,035,737,037	\$ 152,300,747	3.1%

**General Academic Institutions, Lamar State Colleges, and Texas State Technical Colleges
Infrastructure Formula Allocations Compared to 2024-25 Appropriated - House**

Infrastructure	Infrastructure Formula GR 2024-2025	Fall INF GR 2026-2027	Biennial Difference	% GR Difference Biennium	INF Formula GR-D 2024-2025	Fall INF GR-D 2026-2027	Biennial Difference	% GR-D Difference Biennium	INF Formula All Funds 2024-2025	Fall INF All Funds 2026-2027	Biennial Difference	% All Funds Difference Biennium
UT Arlington	\$ 25,920,815	\$ 27,282,522	\$ 1,361,707	5.3%	\$ 14,853,951	\$ 16,393,534	\$ 1,539,583	10.4%	\$ 40,774,766	\$ 43,676,056	\$ 2,901,290	7.1%
UT Austin	\$ 95,552,128	\$ 101,192,391	\$ 5,640,263	5.9%	\$ 23,110,064	\$ 26,980,110	\$ 3,870,046	16.7%	\$ 118,662,192	\$ 128,172,501	\$ 9,510,309	8.0%
UT Dallas	\$ 24,697,620	\$ 22,961,556	\$ (1,736,064)	-7.0%	\$ 13,784,098	\$ 15,969,852	\$ 2,185,754	15.9%	\$ 38,481,718	\$ 38,931,408	\$ 449,690	1.2%
UT El Paso	\$ 24,441,825	\$ 26,592,224	\$ 2,150,399	8.8%	\$ 5,281,215	\$ 6,034,234	\$ 753,019	14.3%	\$ 29,723,040	\$ 32,626,458	\$ 2,903,418	9.8%
UT Rio Grande Valley	\$ 23,154,301	\$ 24,023,299	\$ 868,998	3.8%	\$ 7,376,428	\$ 7,832,222	\$ 455,794	6.2%	\$ 30,530,729	\$ 31,855,521	\$ 1,324,792	4.3%
UT Permian Basin	\$ 5,260,017	\$ 5,193,284	\$ (66,733)	-1.3%	\$ 1,614,418	\$ 1,576,326	\$ (38,092)	-2.4%	\$ 6,874,435	\$ 6,769,610	\$ (104,825)	-1.5%
UT San Antonio	\$ 34,225,687	\$ 32,959,361	\$ (1,266,326)	-3.7%	\$ 7,761,019	\$ 11,215,886	\$ 3,454,867	44.5%	\$ 41,986,706	\$ 44,175,247	\$ 2,188,541	5.2%
UT Tyler	\$ 6,734,934	\$ 6,995,886	\$ 260,952	3.9%	\$ 2,287,300	\$ 2,384,602	\$ 97,302	4.3%	\$ 9,022,234	\$ 9,380,488	\$ 358,254	4.0%
Texas A&M University	\$ 77,636,244	\$ 74,493,981	\$ (3,142,263)	-4.0%	\$ 20,855,867	\$ 25,146,402	\$ 4,290,535	20.6%	\$ 98,492,111	\$ 99,640,383	\$ 1,148,272	1.2%
Texas A&M Univ. at Galveston	\$ 9,435,315	\$ 9,859,997	\$ 424,682	4.5%	\$ 987,775	\$ 1,004,504	\$ 16,729	1.7%	\$ 10,423,090	\$ 10,864,501	\$ 441,411	4.2%
Prairie View A&M University	\$ 10,756,291	\$ 9,357,590	\$ (1,398,701)	-13.0%	\$ 4,185,763	\$ 5,262,070	\$ 1,076,307	25.7%	\$ 14,942,054	\$ 14,619,660	\$ (322,394)	-2.2%
Tarleton State University	\$ 10,741,311	\$ 9,646,146	\$ (1,095,165)	-10.2%	\$ 2,760,928	\$ 4,262,994	\$ 1,502,066	54.4%	\$ 13,502,239	\$ 13,909,140	\$ 406,901	3.0%
Texas A&M University - Central Texas	\$ 3,976,971	\$ 3,953,768	\$ (23,203)	-0.6%	\$ 401,369	\$ 643,638	\$ 242,269	60.4%	\$ 4,378,340	\$ 4,597,406	\$ 219,066	5.0%
Texas A&M University - Corpus Christi	\$ 9,361,393	\$ 9,171,935	\$ (189,458)	-2.0%	\$ 3,329,707	\$ 4,188,580	\$ 858,873	25.8%	\$ 12,691,100	\$ 13,360,515	\$ 669,415	5.3%
Texas A&M University - Kingsville	\$ 7,801,790	\$ 7,645,954	\$ (155,836)	-2.0%	\$ 2,444,971	\$ 2,739,398	\$ 294,427	12.0%	\$ 10,246,761	\$ 10,385,352	\$ 138,591	1.4%
Texas A&M University - San Antonio	\$ 6,790,064	\$ 6,289,276	\$ (500,788)	-7.4%	\$ 1,562,053	\$ 1,756,742	\$ 194,689	12.5%	\$ 8,352,117	\$ 8,046,018	\$ (306,099)	-3.7%
Texas A&M International University	\$ 7,614,004	\$ 6,767,576	\$ (846,428)	-11.1%	\$ 2,245,069	\$ 2,615,160	\$ 370,091	16.5%	\$ 9,859,073	\$ 9,382,736	\$ (476,337)	-4.8%
West Texas A&M University	\$ 7,152,589	\$ 7,590,606	\$ 438,017	6.1%	\$ 2,135,129	\$ 2,352,738	\$ 217,609	10.2%	\$ 9,287,718	\$ 9,943,344	\$ 655,626	7.1%
East Texas A&M University	\$ 8,346,492	\$ 8,104,640	\$ (241,852)	-2.9%	\$ 1,175,265	\$ 1,294,496	\$ 119,231	10.1%	\$ 9,521,757	\$ 9,399,136	\$ (122,621)	-1.3%
Texas A&M - Texarkana	\$ 4,361,090	\$ 4,599,910	\$ 238,820	5.5%	\$ 532,134	\$ 532,278	\$ 144	0.0%	\$ 4,893,224	\$ 5,132,188	\$ 238,964	4.9%
University of Houston	\$ 36,786,626	\$ 36,483,469	\$ (303,157)	-0.8%	\$ 14,874,633	\$ 16,832,948	\$ 1,958,315	13.2%	\$ 51,661,259	\$ 53,316,417	\$ 1,655,158	3.2%
UH-Clear Lake	\$ 5,224,766	\$ 5,085,306	\$ (139,460)	-2.7%	\$ 2,367,900	\$ 2,429,056	\$ 61,156	2.6%	\$ 7,592,666	\$ 7,514,362	\$ (78,304)	-1.0%
UH-Downtown	\$ 6,882,985	\$ 6,902,928	\$ 19,943	0.3%	\$ 3,803,450	\$ 3,914,888	\$ 111,438	2.9%	\$ 10,686,435	\$ 10,817,816	\$ 131,381	1.2%
UH-Victoria	\$ 4,764,339	\$ 4,849,544	\$ 85,205	1.8%	\$ 1,137,799	\$ 1,076,984	\$ (60,815)	-5.3%	\$ 5,902,138	\$ 5,926,528	\$ 24,390	0.4%
University of North Texas	\$ 27,106,254	\$ 23,702,372	\$ (3,403,882)	-12.6%	\$ 19,153,828	\$ 27,657,826	\$ 8,503,998	44.4%	\$ 46,260,082	\$ 51,360,198	\$ 5,100,116	11.0%
University of North Texas at Dallas	\$ 5,718,117	\$ 5,396,142	\$ (321,975)	-5.6%	\$ 643,774	\$ 1,019,060	\$ 375,286	58.3%	\$ 6,361,891	\$ 6,415,202	\$ 53,311	0.8%
Stephen F. Austin State Univ.	\$ 10,184,747	\$ 9,260,360	\$ (924,387)	-9.1%	\$ 1,571,391	\$ 2,371,424	\$ 800,033	50.9%	\$ 11,756,138	\$ 11,631,784	\$ (124,354)	-1.1%
Texas Southern University	\$ 9,108,347	\$ 6,143,945	\$ (2,964,402)	-32.5%	\$ 4,698,083	\$ 6,183,764	\$ 1,485,681	31.6%	\$ 13,806,430	\$ 12,327,709	\$ (1,478,721)	-10.7%
Texas Tech University	\$ 51,776,199	\$ 52,159,754	\$ 383,555	0.7%	\$ 11,403,679	\$ 13,782,834	\$ 2,379,155	20.9%	\$ 63,179,878	\$ 65,942,588	\$ 2,762,710	4.4%
Angelo State University	\$ 6,276,288	\$ 6,147,749	\$ (128,539)	-2.0%	\$ 1,724,336	\$ 2,275,032	\$ 550,696	31.9%	\$ 8,000,624	\$ 8,422,781	\$ 422,157	5.3%
Midwestern State University	\$ 6,767,588	\$ 6,876,539	\$ 108,951	1.6%	\$ 1,017,625	\$ 1,156,766	\$ 139,141	13.7%	\$ 7,785,213	\$ 8,033,305	\$ 248,092	3.2%
Texas Woman's University	\$ 10,247,806	\$ 9,511,430	\$ (736,376)	-7.2%	\$ 2,885,402	\$ 4,277,534	\$ 1,392,132	48.2%	\$ 13,133,208	\$ 13,788,964	\$ 655,756	5.0%
Lamar University	\$ 8,479,993	\$ 9,069,794	\$ 589,801	7.0%	\$ 4,878,217	\$ 5,314,728	\$ 436,511	8.9%	\$ 13,358,210	\$ 14,384,522	\$ 1,026,312	7.7%
Sam Houston State University	\$ 16,185,296	\$ 17,768,771	\$ 1,583,475	9.8%	\$ 4,892,072	\$ 4,545,048	\$ (347,024)	-7.1%	\$ 21,077,368	\$ 22,313,819	\$ 1,236,451	5.9%
Texas State University	\$ 33,670,868	\$ 34,964,151	\$ 1,293,283	3.8%	\$ 8,925,403	\$ 10,379,188	\$ 1,453,785	16.3%	\$ 42,596,271	\$ 45,343,339	\$ 2,747,068	6.4%
Sul Ross State University	\$ 4,481,890	\$ 4,808,716	\$ 326,826	7.3%	\$ 318,019	\$ 236,004	\$ (82,015)	-25.8%	\$ 4,799,909	\$ 5,044,720	\$ 244,811	5.1%
Sul Ross State Univ. Rio Grande College	\$ 3,121,090	\$ 3,117,108	\$ (3,982)	-0.1%	\$ 129,113	\$ 123,588	\$ (5,525)	-4.3%	\$ 3,250,203	\$ 3,240,696	\$ (9,507)	-0.3%
GENERAL ACADEMICS SUBTOTAL	\$ 650,744,080	\$ 646,929,980	\$ (3,814,100)	-0.6%	\$ 203,109,247	\$ 243,762,438	\$ 40,653,191	20.0%	\$ 853,853,327	\$ 890,692,418	\$ 36,839,091	4.3%

**General Academic Institutions, Lamar State Colleges, and Texas State Technical Colleges
Infrastructure Formula Allocations Compared to 2024-25 Appropriated - House**

Infrastructure	Infrastructure Formula GR 2024-2025	Fall INF GR 2026-2027	Biennial Difference	% GR Difference Biennium	INF Formula GR-D 770 2024-2025	Fall INF GR-D 770 2026-2027	Biennial Difference	% GR-D Difference Biennium	INF Formula All Funds 2024-2025	Fall INF All Funds 2026-2027	Biennial Difference	% All Funds Difference Biennium
Lamar State College - Orange (Infrastructure)	\$ 4,485,471	\$ 4,956,020	\$470,549	10.5%	\$ 330,613	\$ 269,995	\$ (60,618)	-18.3%	\$ 4,816,084	\$ 5,226,015	\$ 409,931	8.5%
Lamar Institute of Technology (Infrastructure)	\$ 5,585,285	\$ 5,960,535	\$375,249	6.7%	\$ 745,571	\$ 486,073	\$ (259,497)	-34.8%	\$ 6,330,856	\$ 6,446,608	\$ 115,752	1.8%
Lamar State College - Port Arthur (Infrastructure)	\$ 4,989,353	\$ 5,954,991	\$965,638	19.4%	\$ 346,695	\$ 275,463	\$ (71,232)	-20.5%	\$ 5,336,048	\$ 6,230,454	\$ 894,406	16.8%
LSC SUBTOTAL	\$ 15,060,109	\$ 16,871,545	\$ 1,811,436	12.0%	\$ 1,422,879	\$ 1,031,532	\$ (391,347)	-27.5%	\$ 16,482,988	\$ 17,903,077	\$ 1,420,089	8.6%
TSTC - Harlingen (Infrastructure)	\$ 5,205,123	\$ 6,190,513	\$ 985,390	18.9%	\$ 355,049	\$ 387,478	\$ 32,429	9.1%	\$ 5,560,172	\$ 6,577,991	\$ 1,017,819	18.3%
TSTC - West Texas (Infrastructure)	\$ 4,036,497	\$ 4,349,648	\$ 313,151	7.8%	\$ 124,938	\$ 150,171	\$ 25,233	20.2%	\$ 4,161,435	\$ 4,499,819	\$ 338,384	8.1%
TSTC - Marshall (Infrastructure)	\$ 3,330,645	\$ 3,744,775	\$ 414,130	12.4%	\$ 56,428	\$ 75,864	\$ 19,436	34.4%	\$ 3,387,073	\$ 3,820,639	\$ 433,566	12.8%
TSTC - Waco (Infrastructure)	\$ 7,795,532	\$ 5,019,330	\$ (2,776,203)	-35.6%	\$ 449,636	\$ 671,238	\$ 221,603	49.3%	\$ 8,245,168	\$ 5,690,568	\$ (2,554,600)	-31.0%
TSTC - Fort Bend County (Infrastructure)	\$ 3,449,825	\$ 3,590,345	\$ 140,520	4.1%	\$ 55,172	\$ 85,402	\$ 30,230	54.8%	\$ 3,504,997	\$ 3,675,747	\$ 170,750	4.9%
TSTC - North Texas (Infrastructure)	\$ 2,877,261	\$ 2,909,572	\$ 32,311	1.1%	\$ 27,224	\$ 35,801	\$ 8,577	31.5%	\$ 2,904,485	\$ 2,945,373	\$ 40,888	1.4%
TSTC - East Williamson County (Infrastructure)	\$ -	\$ 2,893,432	\$ 2,893,432	100.0%	\$ -	\$ 29,925	\$ 29,925	100.0%	\$ -	\$ 2,923,357	\$ 2,923,357	100.0%
TSTC SUBTOTAL	\$ 26,694,883	\$ 28,697,615	\$ 2,002,731	7.5%	\$ 1,068,447	\$ 1,435,879	\$ 367,433	34.4%	\$ 27,763,330	\$ 30,133,494	\$ 2,370,164	8.5%
TOTAL LSC AND TSTC	\$ 41,754,992	\$ 45,569,160	\$ 3,814,168	9.1%	\$ 2,491,326	\$ 2,467,411	\$ (23,915)	-1.0%	\$ 44,246,318	\$ 48,036,571	\$ 3,790,253	8.6%
GRAND TOTAL INFRASTRUCTURE	\$ 692,499,073	\$ 692,499,140	\$ 68	0.0%	\$ 205,600,573	\$ 246,229,849	\$ 40,629,276	19.8%	\$ 898,099,645	\$ 938,728,989	\$ 40,629,344	4.5%

**General Academic Institutions, Lamar State Colleges, and Texas State Technical Colleges
Small Institution Supplement Funding Compared to 2024-25 Appropriated - House**

Institution	General Revenue 2024-25	General Revenue 2026-27	Difference
UT Permian Basin	\$ 2,501,476	\$ 2,337,169	\$ (164,307)
UT Tyler	\$ 543,479	\$ -	\$ (543,479)
TAMU G	\$ 2,633,133	\$ 2,633,133	\$ -
PVAMU	\$ 527,680	\$ -	\$ (527,680)
TAMU Central Texas	\$ 2,633,133	\$ 2,633,133	\$ -
TAMU Kingsville	\$ 2,069,643	\$ 1,640,968	\$ (428,674)
TAMU San Antonio	\$ 1,462,442	\$ 1,104,863	\$ (357,579)
TAMU	\$ 951,614	\$ 585,609	\$ (366,005)
WTAMU	\$ 399,183	\$ 497,662	\$ 98,479
Texas A&M Texarkana	\$ 2,633,133	\$ 2,633,133	\$ -
UH Clear Lake	\$ 757,289	\$ 979,525	\$ 222,236
UH Victoria	\$ 2,633,133	\$ 2,633,133	\$ -
Midwestern State	\$ 2,410,897	\$ 2,468,826	\$ 57,929
UNT Dallas	\$ 2,633,133	\$ 2,633,133	\$ -
Texas Southern	\$ 720,425	\$ 662,496	\$ (57,929)
Sul Ross State	\$ 2,633,133	\$ 2,633,133	\$ -
Sul Ross State - RGC	\$ 2,633,133	\$ 2,633,133	\$ -
TSTC-Harlingen	\$ 2,178,654	\$ 2,633,133	\$ 454,479
TSTC-West Texas	\$ 2,633,133	\$ 2,633,133	\$ -
TSTC-Marshall	\$ 2,633,133	\$ 2,633,133	\$ -
TSTC-Fort Bend	\$ 1,351,324	\$ 2,633,133	\$ 1,281,809
TSTC-North Texas	\$ 2,633,133	\$ 2,633,133	\$ -
TSTC-EWC	\$ 2,633,133	\$ 2,633,133	\$ -
Lamar Institute	\$ 2,633,133	\$ 2,255,542	\$ (377,591)
Lamar-Orange	\$ 2,633,133	\$ 2,633,133	\$ -
Lamar Port Arthur	\$ 2,633,133	\$ 2,633,133	\$ -
Totals	\$ 52,737,968	\$ 52,029,655	\$ (708,313)

Fall 2022 Headcount (Certified)	Fall 2024 Headcount (Preliminary)	Difference
5,250	5,562	312
8,968	10,077	1,109
2,232	2,134	(98)
8,998	10,042	1,044
2,194	2,404	210
6,070	6,884	814
7,223	7,902	679
8,193	8,888	695
9,242	9,055	(187)
2,073	2,393	320
8,562	8,140	(422)
4,062	3,619	(443)
5,422	5,312	(110)
3,701	3,800	99
8,632	8,742	110
1,353	1,896	543
718	653	(65)
5,863	1,778	(4,085)
1,818	939	(879)
787	595	(192)
7,434	1,071	(6,363)
648	567	(81)
399	807	408
4,788	5,717	929
2,629	3,437	808
2,698	3,374	676
119,957	115,788	(4,169)

**General Academic Institutions, Lamar State Colleges, and Texas State Technical Colleges
Research Funding Allocations Compared to 2024-25 Appropriated - House**

Texas Research University Fund	General Revenue 2024-25	General Revenue 2026-27	General Revenue Difference	% GR Variance Biennium	Avg Total Research Expenditures 2024-25	Avg Total Research Expenditures 2026-27	Difference	% Variance
The University of Texas at Austin	\$ 71,622,972	\$ 77,784,330	\$ 6,161,358	8.6%	723,949,426	786,227,149	62,277,723	8.6%
Texas A&M University	\$ 85,312,532	\$ 92,444,056	\$ 7,131,524	8.4%	862,320,543	934,404,479	72,083,936	8.4%
Total Texas Research University Fund	\$ 156,935,504	\$ 170,228,386	\$ 13,292,882	8.5%	1,586,269,969	1,720,631,628	134,361,659	8.5%

**Maintains Rate of 9.9%*

Comprehensive Research Fund	General Revenue 2024-25	General Revenue 2026-27	General Revenue Difference	% GR Variance Biennium	Avg Fed. & Priv. Research Expenditures 2024-25	Avg Fed. & Priv. Research Expenditures 2026-27	Difference	% Variance
The University of Texas - Rio Grande Valley	\$ 3,417,766	\$ 7,456,040	\$ 4,038,274	118.2%	10,420,136	22,732,086	12,311,950	118.2%
The University of Texas of the Permian Basin	\$ 743,440	\$ 842,886	\$ 99,446	13.4%	2,266,610	2,569,803	303,192	13.4%
The University of Texas at Tyler	\$ 503,494	\$ 587,680	\$ 84,186	16.7%	1,535,059	1,791,725	256,666	16.7%
Texas A&M University at Galveston	\$ 938,310	\$ 1,039,230	\$ 100,920	10.8%	2,860,734	3,168,420	307,687	10.8%
Prairie View A&M University	\$ 3,528,520	\$ 3,986,842	\$ 458,322	13.0%	10,757,806	12,155,141	1,397,335	13.0%
Tarleton State University	\$ 1,858,772	\$ 1,800,774	\$ (57,998)	-3.1%	5,667,055	5,490,224	(176,831)	-3.1%
Texas A&M University - Central Texas	\$ 184,370	\$ 202,652	\$ 18,282	9.9%	562,107	617,851	55,744	9.9%
Texas A&M University - Corpus Christi	\$ 6,082,300	\$ 6,281,104	\$ 198,804	3.3%	18,543,811	19,149,924	606,113	3.3%
Texas A&M University - Kingsville	\$ 4,973,994	\$ 5,050,306	\$ 76,312	1.5%	15,164,793	15,397,450	232,656	1.5%
Texas A&M University - San Antonio	\$ 83,428	\$ 230,046	\$ 146,618	175.7%	254,357	701,371	447,014	175.7%
Texas A&M International University	\$ 691,250	\$ 840,556	\$ 149,306	21.6%	2,107,491	2,562,700	455,209	21.6%
West Texas A&M University	\$ 1,033,566	\$ 1,141,462	\$ 107,896	10.4%	3,151,151	3,480,104	328,953	10.4%
East Texas A&M University	\$ 426,528	\$ 488,106	\$ 61,578	14.4%	1,300,404	1,488,145	187,742	14.4%
Texas A&M University - Texarkana	\$ 6,832	\$ 8,574	\$ 1,742	25.5%	20,831	26,138	5,308	25.5%
University of Houston - Clear Lake	\$ 342,772	\$ 453,278	\$ 110,506	32.2%	1,045,051	1,381,959	336,908	32.2%
University of Houston - Downtown	\$ 505,546	\$ 479,090	\$ (26,456)	-5.2%	1,541,318	1,460,655	(80,662)	-5.2%
University of Houston - Victoria	\$ 31,530	\$ 79,020	\$ 47,490	150.6%	96,129	240,919	144,789	150.6%
University of North Texas - Dallas	\$ 263,748	\$ 227,662	\$ (36,086)	-13.7%	804,118	694,097	(110,021)	-13.7%
Stephen F. Austin State University	\$ 22,164	\$ 64,808	\$ 42,644	192.4%	67,571	197,588	130,017	192.4%
Texas Southern University	\$ 493,604	\$ 461,336	\$ (32,268)	-6.5%	1,504,907	1,406,531	(98,376)	-6.5%
Angelo State University	\$ 1,079,184	\$ 1,356,402	\$ 277,218	25.7%	3,290,232	4,135,419	845,187	25.7%
Midwestern State University	\$ 80,056	\$ 101,930	\$ 21,874	27.3%	244,077	310,764	66,688	27.3%
Texas Woman's University	\$ 801,786	\$ 912,430	\$ 110,644	13.8%	2,444,496	2,781,831	337,336	13.8%
Lamar University	\$ 721,140	\$ 766,432	\$ 45,292	6.3%	2,198,625	2,336,709	138,085	6.3%
Sam Houston State University	\$ 1,649,500	\$ 1,675,250	\$ 25,750	1.6%	5,029,019	5,107,524	78,505	1.6%
Sul Ross State University	\$ 492,436	\$ 569,162	\$ 76,726	15.6%	1,501,348	1,735,267	233,919	15.6%
Total Comprehensive Research Support Fund	\$ 30,956,036	\$ 37,103,058	\$ 6,147,022	19.9%	94,379,236	113,120,347	18,741,111	19.9%

Maintains Rate of 32.8%

National Research Support Fund	General Revenue 2024-2025	General Revenue 2026-2027	General Revenue Difference	% GR Variance Biennium	Avg Fed. & Priv. Research Expenditures 2024-25	Avg Fed. & Priv. Research Expenditures 2026-27	Difference	% Variance
The University of Texas at Arlington	\$ 42,563,854	\$ 43,443,782	\$ 879,928	2.1%	60,043,460	61,305,180	1,261,720	2.1%
The University of Texas at Dallas	\$ 56,963,746	\$ 59,866,436	\$ 2,902,690	5.1%	83,042,136	86,266,549	3,224,414	3.9%
The University of Texas at El Paso	\$ 39,354,212	\$ 45,692,514	\$ 6,338,302	16.1%	61,099,284	71,136,483	10,037,199	16.4%
The University of Texas at San Antonio	\$ 36,077,076	\$ 40,661,370	\$ 4,584,294	12.7%	53,931,610	61,102,866	7,171,256	13.3%
Total Core Research Support Fund	\$ 174,958,888	\$ 189,664,102	\$ 14,705,214	8.4%	258,116,490	279,811,079	21,694,589	8.4%

**Maintains Average Effective Rate of 57.6%*

Avg Doctoral Degrees Awarded 2022-2023	Avg Doctoral Degrees Awarded 2024-2025	Difference	% Variance
215	195	(20)	-9.3%
246	244	(2)	-0.8%
112	113	1	0.9%
135	131	(4)	-3.0%
708	683	(25)	-3.5%

**General Academic Institutions, Lamar State Colleges, and Texas State Technical Colleges
Performance-Based Funding for At-Risk Students at Comprehensive Regional Universities - House**

Institution	General Revenue 2024-25	General Revenue 2026-27	Difference	Base Funding 2024-25	Base Funding 2026-27	3-Year Avg At-Risk Degrees 2020-22	3-Year Avg At-Risk Degrees 2022-24	Performance Funding 2024-25	Performance Funding 2026-27	Difference
UT-Rio Grande Valley	\$ 8,330,021	\$ 8,653,394	\$ 323,373	\$ 500,000	\$ 500,000	4,097	4,244	\$ 7,830,021	\$ 8,153,394	\$ 323,373
UT-Permian Basin	\$ 1,570,886	\$ 1,565,686	\$ (5,200)	\$ 500,000	\$ 500,000	560	555	\$ 1,070,886	\$ 1,065,686	\$ (5,200)
UT-Tyler	\$ 2,733,509	\$ 2,672,360	\$ (61,149)	\$ 500,000	\$ 500,000	1,169	1,131	\$ 2,233,509	\$ 2,172,360	\$ (61,149)
TAMU-Galveston	\$ 799,415	\$ 779,871	\$ (19,544)	\$ 500,000	\$ 500,000	157	146	\$ 299,415	\$ 279,871	\$ (19,544)
Prairie View	\$ 2,775,554	\$ 2,891,389	\$ 115,835	\$ 500,000	\$ 500,000	1,191	1,245	\$ 2,275,554	\$ 2,391,389	\$ 115,835
Tarleton	\$ 4,017,171	\$ 4,091,567	\$ 74,396	\$ 500,000	\$ 500,000	1,840	1,869	\$ 3,517,171	\$ 3,591,567	\$ 74,396
TAMU-Central	\$ 1,288,035	\$ 1,261,479	\$ (26,556)	\$ 500,000	\$ 500,000	412	396	\$ 788,035	\$ 761,479	\$ (26,556)
TAMU-CC	\$ 3,034,835	\$ 2,849,761	\$ (185,074)	\$ 500,000	\$ 500,000	1,326	1,223	\$ 2,534,835	\$ 2,349,761	\$ (185,074)
TAMU-Kingsville	\$ 2,120,663	\$ 2,017,194	\$ (103,470)	\$ 500,000	\$ 500,000	848	790	\$ 1,620,663	\$ 1,517,194	\$ (103,470)
TAMU-San Antonio	\$ 2,429,634	\$ 2,382,242	\$ (47,392)	\$ 500,000	\$ 500,000	1,010	980	\$ 1,929,634	\$ 1,882,242	\$ (47,392)
TAMI	\$ 2,615,654	\$ 2,613,440	\$ (2,214)	\$ 500,000	\$ 500,000	1,107	1,100	\$ 2,115,654	\$ 2,113,440	\$ (2,214)
WTAMU	\$ 2,608,646	\$ 2,524,419	\$ (84,227)	\$ 500,000	\$ 500,000	1,103	1,054	\$ 2,108,646	\$ 2,024,419	\$ (84,227)
ETAMU	\$ 2,827,792	\$ 2,810,694	\$ (17,098)	\$ 500,000	\$ 500,000	1,218	1,203	\$ 2,327,792	\$ 2,310,694	\$ (17,098)
TAMU-Texarkana	\$ 1,035,125	\$ 1,020,675	\$ (14,450)	\$ 500,000	\$ 500,000	280	271	\$ 535,125	\$ 520,675	\$ (14,450)
UH-Clear Lake	\$ 2,494,614	\$ 2,504,566	\$ 9,952	\$ 500,000	\$ 500,000	1,044	1,043	\$ 1,994,614	\$ 2,004,566	\$ 9,952
UH-Downtown	\$ 4,671,424	\$ 4,703,183	\$ 31,759	\$ 500,000	\$ 500,000	2,183	2,188	\$ 4,171,424	\$ 4,203,183	\$ 31,759
UH-Victoria	\$ 1,590,635	\$ 1,585,540	\$ (5,096)	\$ 500,000	\$ 500,000	571	565	\$ 1,090,635	\$ 1,085,540	\$ (5,096)
Midwestern	\$ 1,832,078	\$ 1,844,916	\$ 12,838	\$ 500,000	\$ 500,000	697	700	\$ 1,332,078	\$ 1,344,916	\$ 12,838
UNT-Dallas	\$ 1,703,394	\$ 1,736,682	\$ 33,289	\$ 500,000	\$ 500,000	630	644	\$ 1,203,394	\$ 1,236,682	\$ 33,289
SFA	\$ 3,561,041	\$ 3,488,276	\$ (72,765)	\$ 500,000	\$ 500,000	1,602	1,555	\$ 3,061,041	\$ 2,988,276	\$ (72,765)
TSU	\$ 1,951,844	\$ 1,987,093	\$ 35,249	\$ 500,000	\$ 500,000	760	774	\$ 1,451,844	\$ 1,487,093	\$ 35,249
Angelo	\$ 1,921,266	\$ 1,971,723	\$ 50,457	\$ 500,000	\$ 500,000	744	766	\$ 1,421,266	\$ 1,471,723	\$ 50,457
TWU	\$ 3,335,524	\$ 3,273,089	\$ (62,435)	\$ 500,000	\$ 500,000	1,484	1,443	\$ 2,835,524	\$ 2,773,089	\$ (62,435)
Lamar	\$ 2,666,618	\$ 2,648,664	\$ (17,954)	\$ 500,000	\$ 500,000	1,134	1,118	\$ 2,166,618	\$ 2,148,664	\$ (17,954)
Sam Houston	\$ 6,004,140	\$ 6,032,089	\$ 27,949	\$ 500,000	\$ 500,000	2,880	2,879	\$ 5,504,140	\$ 5,532,089	\$ 27,949
Sul Ross	\$ 797,504	\$ 801,005	\$ 3,501	\$ 500,000	\$ 500,000	156	157	\$ 297,504	\$ 301,005	\$ 3,501
Sul Ross-Rio Grande	\$ 790,496	\$ 796,522	\$ 6,026	\$ 500,000	\$ 500,000	152	154	\$ 290,496	\$ 296,522	\$ 6,026
TOTALs	\$ 71,507,517	\$ 71,507,517	\$ (0)	\$ 13,500,000	\$ 13,500,000	30,352	30,192	\$ 58,007,517	\$ 58,007,517	\$ (0)



PRESIDENTIAL ACTIONS

INITIAL RESCISSIONS OF HARMFUL EXECUTIVE ORDERS AND ACTIONS

EXECUTIVE ORDER

January 20, 2025

By the authority vested in me as President by the Constitution

and the laws of the United States of America, it is hereby ordered as follows:

Section 1. Purpose and Policy. The previous administration has embedded deeply unpopular, inflationary, illegal, and radical practices within every agency and office of the Federal Government. The injection of “diversity, equity, and inclusion” (DEI) into our institutions has corrupted them by replacing hard work, merit, and equality with a divisive and dangerous preferential hierarchy. Orders to open the borders have endangered the American people and dissolved Federal, State, and local resources that should be used to benefit the American people. Climate extremism has exploded inflation and overburdened businesses with regulation.

To commence the policies that will make our Nation united, fair, safe, and prosperous again, it is the policy of the United States to restore common sense to the Federal Government and unleash the potential of the American citizen. The revocations within this order will be the first of many steps the United States Federal Government will take to repair our institutions and our economy.

Sec. 2. Revocation of Orders and Actions. The following executive actions are hereby revoked:

- Executive Order 13985 of January 20, 2021 (Advancing Racial Equity and Support for Underserved Communities

Through the Federal Government).

- Executive Order 13986 of January 20, 2021 (Ensuring a Lawful and Accurate Enumeration and Apportionment Pursuant to the Decennial Census).
- Executive Order 13987 of January 20, 2021 (Organizing and Mobilizing the United States Government To Provide a Unified and Effective Response To Combat COVID-19 and To Provide United States Leadership on Global Health and Security).
- Executive Order 13988 of January 20, 2021 (Preventing and Combating Discrimination on the Basis of Gender Identity or Sexual Orientation).
- Executive Order 13989 of January 20, 2021 (Ethics Commitments by Executive Branch Personnel).
- Executive Order 13990 of January 20, 2021 (Protecting Public Health and the Environment and Restoring Science To Tackle the Climate Crisis).
- Executive Order 13992 of January 20, 2021 (Revocation of Certain Executive Orders Concerning Federal Regulation).
- Executive Order 13993 of January 20, 2021 (Revision of Civil Immigration Enforcement Policies and Priorities).
- Executive Order 13995 of January 21, 2021 (Ensuring an Equitable Pandemic Response and Recovery).
- Executive Order 13996 of January 21, 2021 (Establishing

the COVID-19 Pandemic Testing Board and Ensuring a Sustainable Public Health Workforce for COVID-19 and Other Biological Threats).

- Executive Order 13997 of January 21, 2021 (Improving and Expanding Access to Care and Treatments for COVID-19).
- Executive Order 13999 of January 21, 2021 (Protecting Worker Health and Safety).
- Executive Order 14000 of January 21, 2021 (Supporting the Reopening and Continuing Operation of Schools and Early Childhood Education Providers).
- Executive Order 14002 of January 22, 2021 (Economic Relief Related to the COVID-19 Pandemic).
- Executive Order 14003 of January 22, 2021 (Protecting the Federal Workforce).
- Executive Order 14004 of January 25, 2021 (Enabling All Qualified Americans To Serve Their Country in Uniform).
- Executive Order 14006 of January 26, 2021 (Reforming Our Incarceration System To Eliminate the Use of Privately Operated Criminal Detention Facilities).
- Executive Order 14007 of January 27, 2021 (President's Council of Advisors on Science and Technology).
- Executive Order 14008 of January 27, 2021 (Tackling the Climate Crisis at Home and Abroad).

- Executive Order 14009 of January 28, 2021 (Strengthening Medicaid and the Affordable Care Act).
- Executive Order 14010 of February 2, 2021 (Creating a Comprehensive Regional Framework To Address the Causes of Migration, To Manage Migration Throughout North and Central America, and To Provide Safe and Orderly Processing of Asylum Seekers at the United States Border).
- Executive Order 14011 of February 2, 2021 (Establishment of Interagency Task Force on the Reunification of Families).
- Executive Order 14012 of February 2, 2021 (Restoring Faith in Our Legal Immigration Systems and Strengthening Integration and Inclusion Efforts for New Americans).
- Executive Order 14013 of February 4, 2021 (Rebuilding and Enhancing Programs To Resettle Refugees and Planning for the Impact of Climate Change on Migration).
- Executive Order 14015 of February 14, 2021 (Establishment of the White House Office of Faith-Based and Neighborhood Partnerships).
- Executive Order 14018 of February 24, 2021 (Revocation of Certain Presidential Actions).
- Executive Order 14019 of March 7, 2021 (Promoting Access to Voting).
- Executive Order 14020 of March 8, 2021 (Establishment of

the White House Gender Policy Council).

- Executive Order 14021 of March 8, 2021 (Guaranteeing an Educational Environment Free From Discrimination on the Basis of Sex, Including Sexual Orientation or Gender Identity).
- Executive Order 14022 of April 1, 2021 (Termination of Emergency With Respect to the International Criminal Court).
- Executive Order 14023 of April 9, 2021 (Establishment of the Presidential Commission on the Supreme Court of the United States).
- Executive Order 14027 of May 7, 2021 (Establishment of the Climate Change Support Office).
- Executive Order 14029 of May 14, 2021 (Revocation of Certain Presidential Actions and Technical Amendment).
- Executive Order 14030 of May 20, 2021 (Climate-Related Financial Risk).
- Executive Order 14031 of May 28, 2021 (Advancing Equity, Justice, and Opportunity for Asian Americans, Native Hawaiians, and Pacific Islanders).
- Executive Order 14035 of June 25, 2021 (Diversity, Equity, Inclusion, and Accessibility in the Federal Workforce).
- Executive Order 14037 of August 5, 2021 (Strengthening American Leadership in Clean Cars and Trucks).

- Executive Order 14044 of September 13, 2021 (Amending Executive Order 14007).
- Executive Order 14045 of September 13, 2021 (White House Initiative on Advancing Educational Equity, Excellence, and Economic Opportunity for Hispanics).
- Executive Order 14049 of October 11, 2021 (White House Initiative on Advancing Educational Equity, Excellence, and Economic Opportunity for Native Americans and Strengthening Tribal Colleges and Universities).
- Executive Order 14050 of October 19, 2021 (White House Initiative on Advancing Educational Equity, Excellence, and Economic Opportunity for Black Americans).
- Executive Order 14052 of November 15, 2021 (Implementation of the Infrastructure Investment and Jobs Act).
- Executive Order 14055 of November 18, 2021 (Nondisplacement of Qualified Workers Under Service Contracts).
- Executive Order 14057 of December 8, 2021 (Catalyzing Clean Energy Industries and Jobs Through Federal Sustainability).
- Executive Order 14060 of December 15, 2021 (Establishing the United States Council on Transnational Organized Crime).

- Executive Order 14069 of March 15, 2022 (Advancing Economy, Efficiency, and Effectiveness in Federal Contracting by Promoting Pay Equity and Transparency).
- Executive Order 14070 of April 5, 2022 (Continuing To Strengthen Americans' Access to Affordable, Quality Health Coverage).
- Executive Order 14074 of May 25, 2022 (Advancing Effective, Accountable Policing and Criminal Justice Practices To Enhance Public Trust and Public Safety).
- Executive Order 14075 of June 15, 2022 (Advancing Equality for Lesbian, Gay, Bisexual, Transgender, Queer, and Intersex Individuals).
- Executive Order 14082 of September 12, 2022 (Implementation of the Energy and Infrastructure Provisions of the Inflation Reduction Act of 2022).
- Executive Order 14084 of September 30, 2022 (Promoting the Arts, the Humanities, and Museum and Library Services).
- Executive Order 14087 of October 14, 2022 (Lowering Prescription Drug Costs for Americans).
- Executive Order 14089 of December 13, 2022 (Establishing the President's Advisory Council on African Diaspora Engagement in the United States).
- Executive Order 14091 of February 16, 2023 (Further

Advancing Racial Equity and Support for Underserved Communities Through the Federal Government).

- The Presidential Memorandum of March 13, 2023 (Withdrawal of Certain Areas off the United States Arctic Coast of the Outer Continental Shelf from Oil or Gas Leasing).
- Executive Order 14094 of April 6, 2023 (Modernizing Regulatory Review).
- Executive Order 14096 of April 21, 2023 (Revitalizing Our Nation's Commitment to Environmental Justice for All).
- Executive Order 14099 of May 9, 2023 (Moving Beyond COVID-19 Vaccination Requirements for Federal Workers).
- Executive Order 14110 of October 30, 2023 (Safe, Secure, and Trustworthy Development and Use of Artificial Intelligence).
- Executive Order 14115 of February 1, 2024 (Imposing Certain Sanctions on Persons Undermining Peace, Security, and Stability in the West Bank).
- Executive Order 14124 of July 17, 2024 (White House Initiative on Advancing Educational Equity, Excellence, and Economic Opportunity Through Hispanic-Serving Institutions).
- Executive Order 14134 of January 3, 2025 (Providing an Order of Succession Within the Department of

Agriculture).

- Executive Order 14135 of January 3, 2025 (Providing an Order of Succession Within the Department of Homeland Security).
- Executive Order 14136 of January 3, 2025 (Providing an Order of Succession Within the Department of Justice).
- Executive Order 14137 of January 3, 2025 (Providing an Order of Succession Within the Department of the Treasury).
- Executive Order 14138 of January 3, 2025 (Providing an Order of Succession Within the Office of Management and Budget).
- Executive Order 14139 of January 3, 2025 (Providing an Order of Succession Within the Office of the National Cyber Director).
- The Presidential Memorandum of January 3, 2025 (Designation of Officials of the Council on Environmental Quality to Act as Chairman).
- The Presidential Memorandum of January 3, 2025 (Designation of Officials of the Office of Personnel Management to Act as Director).
- The Presidential Memorandum of January 3, 2025 (Designation of Officials of the Office of Science and Technology Policy to Act as Director).

- The Presidential Memorandum of January 3, 2025 (Designation of Officials of the United States Agency for Global Media to Act as Chief Executive Officer).
- The Presidential Memorandum of January 3, 2025 (Designation of Officials of the United States Agency for International Development to Act as Administrator).
- The Presidential Memorandum of January 3, 2025 (Designation of Officials of the United States International Development Finance Corporation to Act as Chief Executive Officer).
- The Presidential Memorandum of January 6, 2025 (Withdrawal of Certain Areas of the United States Outer Continental Shelf from Oil or Natural Gas Leasing).
- The Presidential Memorandum of January 6, 2025 (Withdrawal of Certain Areas of the United States Outer Continental Shelf from Oil or Natural Gas Leasing).
- The Presidential Memorandum of January 14, 2025 (Certification of Rescission of Cuba's Designation as a State Sponsor of Terrorism).
- The Presidential Memorandum of January 14, 2025 (Revocation of National Security Presidential Memorandum 5).
- Executive Order 14143 of January 16, 2025 (Providing for the Appointment of Alumni of AmeriCorps to the

Competitive Service).

Sec. 3. Implementation. (a) To effectuate the revocations described in section 2 of this order, the heads of each agency shall take immediate steps to end Federal implementation of unlawful and radical DEI ideology.

(b) The Director of the Domestic Policy Council (DPC) and the Director of the National Economic Council (NEC) shall review all Federal Government actions taken pursuant to the orders, memoranda, and proclamations listed in section 2 of this order and take necessary steps to rescind, replace, or amend such actions as appropriate. Within 45 days of the date of this order, the Director of the DPC and the Director of the NEC shall submit to the President an additional list of orders, memoranda, and proclamations issued by the prior administration that should be rescinded, as well as a list of replacement orders, memoranda, or proclamations, to increase American prosperity.

(c) The National Security Advisor (NSA) shall immediately begin a complete and thorough review of all National Security Memoranda (NSMs) issued from January 20, 2021, through January 20, 2025, for harm to national security, domestic resilience, and American values. No later than 45 days from the date of this order, the NSA shall recommend to the President NSMs for rescission.

Sec. 4. General Provisions. (a) Nothing in this order shall be construed to impair or otherwise affect:

(i) the authority granted by law to an executive department or agency, or the head thereof; or

(ii) the functions of the Director of the Office of Management and Budget relating to budgetary, administrative, or legislative proposals.

(b) This order shall be implemented consistent with applicable law and subject to the availability of appropriations.

(c) This order is not intended to, and does not, create any right or benefit, substantive or procedural, enforceable at law or in equity by any party against the United States, its departments, agencies, or entities, its officers, employees, or agents, or any other person.

THE WHITE HOUSE,

January 20, 2025.

[News](#)

[Administration](#)

[Issues](#)

[Contact](#)

[Visit](#)

THE WHITE HOUSE

1600 Pennsylvania Ave NW
Washington, DC 20500



THE WHITE HOUSE

WH.GOV

[Copyright](#)

[Privacy](#)



UNITED STATES DEPARTMENT OF EDUCATION
OFFICE FOR CIVIL RIGHTS

THE ACTING ASSISTANT SECRETARY

February 14, 2025

Dear Colleague:

Discrimination on the basis of race, color, or national origin is illegal and morally reprehensible. Accordingly, I write to clarify and reaffirm the nondiscrimination obligations of schools and other entities that receive federal financial assistance from the United States Department of Education (Department).¹ This letter explains and reiterates existing legal requirements under Title VI of the Civil Rights Act of 1964,² the Equal Protection Clause of the United States Constitution, and other relevant authorities.³

In recent years, American educational institutions have discriminated against students on the basis of race, including white and Asian students, many of whom come from disadvantaged backgrounds and low-income families. These institutions' embrace of pervasive and repugnant race-based preferences and other forms of racial discrimination have emanated throughout every facet of academia. For example, colleges, universities, and K-12 schools have routinely used race as a factor in admissions, financial aid, hiring, training, and other institutional programming. In a shameful echo of a darker period in this country's history, many American schools and universities even encourage segregation by race at graduation ceremonies and in dormitories and other facilities.

¹ Throughout this letter, "school" is used generally to refer to preschool, elementary, secondary, and postsecondary educational institutions that receive federal financial assistance from the Department.

² Title VI provides that: "No person in the United States shall, on the ground of race, color, or national origin, be excluded from participation in, be denied the benefits of, or be subjected to discrimination under any program or activity receiving Federal financial assistance." 42 U.S.C. § 2000d, *et seq.*; 34 C.F.R. § 100, *et seq.*

³ This document provides significant guidance under the Office of Management and Budget's Final Bulletin for Agency Good Guidance Practices, 72 Fed. Reg. 3432 (Jan. 25, 2007). This guidance does not have the force and effect of law and does not bind the public or create new legal standards. This document is designed to provide clarity to the public regarding existing legal requirements under Title VI, the Equal Protection Clause, and other federal civil rights and constitutional law principles. If you are interested in commenting on this guidance, please email your comment to OCR@ed.gov or write to the following address: Office for Civil Rights, U.S. Department of Education, 400 Maryland Avenue, S.W., Washington, D.C. 20202. For further information about the Department's guidance processes, please visit the Department's webpage [here](#).

Educational institutions have toxically indoctrinated students with the false premise that the United States is built upon “systemic and structural racism” and advanced discriminatory policies and practices. Proponents of these discriminatory practices have attempted to further justify them—particularly during the last four years—under the banner of “diversity, equity, and inclusion” (“DEI”), smuggling racial stereotypes and explicit race-consciousness into everyday training, programming, and discipline.

But under any banner, discrimination on the basis of race, color, or national origin is, has been, and will continue to be illegal.

The Supreme Court’s 2023 decision in *Students for Fair Admissions v. Harvard*⁴ (*SFFA*), which clarified that the use of racial preferences in college admissions is unlawful, sets forth a framework for evaluating the use of race by state actors and entities covered by Title VI. The Court explained that “[c]lassifying and assigning students based on their race” is lawful only if it satisfies “strict scrutiny,” which means that any use of race must be narrowly tailored—that is, “necessary”—to achieve a compelling interest.⁵ To date, the Supreme Court has recognized only two interests as compelling in the context of race-based action: (1) “remediating specific, identified instances of past discrimination that violated the Constitution or a statute”; and (2) “avoiding imminent and serious risks to human safety in prisons, such as a race riot.”⁶ Nebulous concepts like racial balancing and diversity are not compelling interests. As the Court explained in *SFFA*, “an individual’s race may never be used against him” and “may not operate as a stereotype” in governmental decision-making.⁷

Although *SFFA* addressed admissions decisions, the Supreme Court’s holding applies more broadly. At its core, the test is simple: If an educational institution treats a person of one race differently than it treats another person because of that person’s race, the educational institution violates the law. Federal law thus prohibits covered entities from using race in decisions pertaining to admissions, hiring, promotion, compensation, financial aid, scholarships, prizes, administrative support, discipline, housing, graduation ceremonies, and all other aspects of student, academic, and campus life. Put simply, educational institutions may neither separate or segregate students based on race, nor distribute benefits or burdens based on race.

Although some programs may appear neutral on their face, a closer look reveals that they are, in fact, motivated by racial considerations.⁸ And race-based decision-making, no matter the form, remains impermissible. For example, a school may not use students’ personal essays, writing samples, participation in extracurriculars, or other cues as a

⁴ *Students for Fair Admissions, Inc. v. President & Fellows of Harvard Coll.*, 600 U.S. 181 (2023).

⁵ *Id.* at 207.

⁶ *Ibid.*

⁷ *Id.* at 218.

⁸ *Village of Arlington Heights v. Metro. Hous. Dev. Corp.*, 429 U.S. 252, 265 (1977).

means of determining or predicting a student's race and favoring or disfavoring such students.⁹

Relying on non-racial information as a proxy for race, and making decisions based on that information, violates the law. That is true whether the proxies are used to grant preferences on an individual basis or a systematic one. It would, for instance, be unlawful for an educational institution to eliminate standardized testing to achieve a desired racial balance or to increase racial diversity.

Other programs discriminate in less direct, but equally insidious, ways. DEI programs, for example, frequently preference certain racial groups and teach students that certain racial groups bear unique moral burdens that others do not. Such programs stigmatize students who belong to particular racial groups based on crude racial stereotypes. Consequently, they deny students the ability to participate fully in the life of a school.

The Department will no longer tolerate the overt and covert racial discrimination that has become widespread in this Nation's educational institutions. The law is clear: treating students differently on the basis of race to achieve nebulous goals such as diversity, racial balancing, social justice, or equity is illegal under controlling Supreme Court precedent.

All students are entitled to a school environment free from discrimination. The Department is committed to ensuring those principles are a reality.

This letter provides notice of the Department's existing interpretation of federal law. Additional legal guidance will follow in due course. The Department will vigorously enforce the law on equal terms as to all preschool, elementary, secondary, and postsecondary educational institutions, as well as state educational agencies, that receive financial assistance.

The Department intends to take appropriate measures to assess compliance with the applicable statutes and regulations based on the understanding embodied in this letter beginning no later than 14 days from today's date, including antidiscrimination requirements that are a condition of receiving federal funding.

All educational institutions are advised to: (1) ensure that their policies and actions comply with existing civil rights law; (2) cease all efforts to circumvent prohibitions on the use of race by relying on proxies or other indirect means to accomplish such ends; and (3) cease all reliance on third-party contractors, clearinghouses, or aggregators that are being used by institutions in an effort to circumvent prohibited uses of race.

⁹ *Students for Fair Admissions*, 600 U.S. at 230 (“[U]niversities may not simply establish through application essays or other means the regime we hold unlawful today.”).

Institutions that fail to comply with federal civil rights law may, consistent with applicable law, face potential loss of federal funding.

Anyone who believes that a covered entity has unlawfully discriminated may file a complaint with OCR. Information about filing a complaint with OCR, including a link to the online complaint form, is available [here](#).

Thank you in advance for your commitment to providing our Nation's students with an educational environment that is free of race, color, or national origin discrimination.

Sincerely,

/s/

Craig Trainor
Acting Assistant Secretary for Civil Rights
United States Department of Education



PRESIDENTIAL ACTIONS

DEFENDING WOMEN
FROM GENDER
IDEOLOGY EXTREMISM
AND RESTORING
BIOLOGICAL TRUTH
TO THE FEDERAL
GOVERNMENT

EXECUTIVE ORDER

January 20, 2025

By the authority vested in me as President by the Constitution and the laws of the United States of America, including section 7301 of title 5, United States Code, it is hereby ordered:

Section 1. Purpose. Across the country, ideologues who deny the biological reality of sex have increasingly used legal and other socially coercive means to permit men to self-identify as women and gain access to intimate single-sex spaces and activities designed for women, from women's domestic abuse shelters to women's workplace showers. This is wrong. Efforts to eradicate the biological reality of sex fundamentally attack women by depriving them of their dignity, safety, and well-being. The erasure of sex in language and policy has a corrosive impact not just on women but on the validity of the entire American system. Basing Federal policy on truth is critical to scientific inquiry, public safety, morale, and trust in government itself.

This unhealthy road is paved by an ongoing and purposeful attack against the ordinary and longstanding use and understanding of biological and scientific terms, replacing the

immutable biological reality of sex with an internal, fluid, and subjective sense of self unmoored from biological facts. Invalidating the true and biological category of “woman” improperly transforms laws and policies designed to protect sex-based opportunities into laws and policies that undermine them, replacing longstanding, cherished legal rights and values with an identity-based, inchoate social concept.

Accordingly, my Administration will defend women’s rights and protect freedom of conscience by using clear and accurate language and policies that recognize women are biologically female, and men are biologically male.

Sec. 2. Policy and Definitions. It is the policy of the United States to recognize two sexes, male and female. These sexes are not changeable and are grounded in fundamental and incontrovertible reality. Under my direction, the Executive Branch will enforce all sex-protective laws to promote this reality, and the following definitions shall govern all Executive interpretation of and application of Federal law and administration policy:

(a) “Sex” shall refer to an individual’s immutable biological classification as either male or female. “Sex” is not a synonym for and does not include the concept of “gender identity.”

(b) “Women” or “woman” and “girls” or “girl” shall mean adult and

juvenile human females, respectively.

(c) “Men” or “man” and “boys” or “boy” shall mean adult and juvenile human males, respectively.

(d) “Female” means a person belonging, at conception, to the sex that produces the large reproductive cell.

(e) “Male” means a person belonging, at conception, to the sex that produces the small reproductive cell.

(f) “Gender ideology” replaces the biological category of sex with an ever-shifting concept of self-assessed gender identity, permitting the false claim that males can identify as and thus become women and vice versa, and requiring all institutions of society to regard this false claim as true. Gender ideology includes the idea that there is a vast spectrum of genders that are disconnected from one’s sex. Gender ideology is internally inconsistent, in that it diminishes sex as an identifiable or useful category but nevertheless maintains that it is possible for a person to be born in the wrong sexed body.

(g) “Gender identity” reflects a fully internal and subjective sense of self, disconnected from biological reality and sex and existing on an infinite continuum, that does not provide a meaningful basis for identification and cannot be recognized as a replacement for sex.

Sec. 3. Recognizing Women Are Biologically Distinct From Men.

(a) Within 30 days of the date of this order, the Secretary of Health and Human Services shall provide to the U.S. Government, external partners, and the public clear guidance expanding on the sex-based definitions set forth in this order.

(b) Each agency and all Federal employees shall enforce laws governing sex-based rights, protections, opportunities, and accommodations to protect men and women as biologically distinct sexes. Each agency should therefore give the terms “sex”, “male”, “female”, “men”, “women”, “boys” and “girls” the meanings set forth in section 2 of this order when interpreting or applying statutes, regulations, or guidance and in all other official agency business, documents, and communications.

(c) When administering or enforcing sex-based distinctions, every agency and all Federal employees acting in an official capacity on behalf of their agency shall use the term “sex” and not “gender” in all applicable Federal policies and documents.

(d) The Secretaries of State and Homeland Security, and the Director of the Office of Personnel Management, shall implement changes to require that government-issued identification documents, including passports, visas, and Global Entry cards, accurately reflect the holder’s sex, as defined under section 2 of this order; and the Director of the Office of Personnel Management shall ensure that applicable personnel records

accurately report Federal employees' sex, as defined by section 2 of this order.

(e) Agencies shall remove all statements, policies, regulations, forms, communications, or other internal and external messages that promote or otherwise inculcate gender ideology, and shall cease issuing such statements, policies, regulations, forms, communications or other messages. Agency forms that require an individual's sex shall list male or female, and shall not request gender identity. Agencies shall take all necessary steps, as permitted by law, to end the Federal funding of gender ideology.

(f) The prior Administration argued that the Supreme Court's decision in *Bostock v. Clayton County* (2020), which addressed Title VII of the Civil Rights Act of 1964, requires gender identity-based access to single-sex spaces under, for example, Title IX of the Educational Amendments Act. This position is legally untenable and has harmed women. The Attorney General shall therefore immediately issue guidance to agencies to correct the misapplication of the Supreme Court's decision in *Bostock v. Clayton County* (2020) to sex-based distinctions in agency activities. In addition, the Attorney General shall issue guidance and assist agencies in protecting sex-based distinctions, which are explicitly permitted under Constitutional and statutory precedent.

(g) Federal funds shall not be used to promote gender ideology.

Each agency shall assess grant conditions and grantee preferences and ensure grant funds do not promote gender ideology.

Sec. 4. Privacy in Intimate Spaces. (a) The Attorney General and Secretary of Homeland Security shall ensure that males are not detained in women's prisons or housed in women's detention centers, including through amendment, as necessary, of Part 115.41 of title 28, Code of Federal Regulations and interpretation guidance regarding the Americans with Disabilities Act.

(b) The Secretary of Housing and Urban Development shall prepare and submit for notice and comment rulemaking a policy to rescind the final rule entitled "Equal Access in Accordance with an Individual's Gender Identity in Community Planning and Development Programs" of September 21, 2016, 81 FR 64763, and shall submit for public comment a policy protecting women seeking single-sex rape shelters.

(c) The Attorney General shall ensure that the Bureau of Prisons revises its policies concerning medical care to be consistent with this order, and shall ensure that no Federal funds are expended for any medical procedure, treatment, or drug for the purpose of conforming an inmate's appearance to that of the opposite sex.

(d) Agencies shall effectuate this policy by taking appropriate action to ensure that intimate spaces designated for women,

girls, or females (or for men, boys, or males) are designated by sex and not identity.

Sec. 5. Protecting Rights. The Attorney General shall issue guidance to ensure the freedom to express the binary nature of sex and the right to single-sex spaces in workplaces and federally funded entities covered by the Civil Rights Act of 1964. In accordance with that guidance, the Attorney General, the Secretary of Labor, the General Counsel and Chair of the Equal Employment Opportunity Commission, and each other agency head with enforcement responsibilities under the Civil Rights Act shall prioritize investigations and litigation to enforce the rights and freedoms identified.

Sec. 6. Bill Text. Within 30 days of the date of this order, the Assistant to the President for Legislative Affairs shall present to the President proposed bill text to codify the definitions in this order.

Sec. 7. Agency Implementation and Reporting. (a) Within 120 days of the date of this order, each agency head shall submit an update on implementation of this order to the President, through the Director of the Office of Management and Budget. That update shall address:

(i) changes to agency documents, including regulations, guidance, forms, and communications, made to comply with this

order; and

(ii) agency-imposed requirements on federally funded entities, including contractors, to achieve the policy of this order.

(b) The requirements of this order supersede conflicting provisions in any previous Executive Orders or Presidential Memoranda, including but not limited to Executive Orders 13988 of January 20, 2021, 14004 of January 25, 2021, 14020 and 14021 of March 8, 2021, and 14075 of June 15, 2022. These Executive Orders are hereby rescinded, and the White House Gender Policy Council established by Executive Order 14020 is dissolved.

(c) Each agency head shall promptly rescind all guidance documents inconsistent with the requirements of this order or the Attorney General's guidance issued pursuant to this order, or rescind such parts of such documents that are inconsistent in such manner. Such documents include, but are not limited to:

(i) "The White House Toolkit on Transgender Equality";

(ii) the Department of Education's guidance documents including:

(A) "2024 Title IX Regulations: Pointers for Implementation" (July 2024);

(B) "U.S. Department of Education Toolkit: Creating Inclusive and

Nondiscriminatory School Environments for LGBTQI+ Students”;

(C) “U.S. Department of Education Supporting LGBTQI+ Youth and Families in School” (June 21, 2023);

(D) “Departamento de Educación de EE.UU. Apoyar a los jóvenes y familias LGBTQI+ en la escuela” (June 21, 2023);

(E) “Supporting Intersex Students: A Resource for Students, Families, and Educators” (October 2021);

(F) “Supporting Transgender Youth in School” (June 2021);

(G) “Letter to Educators on Title IX’s 49th Anniversary” (June 23, 2021);

(H) “Confronting Anti-LGBTQI+ Harassment in Schools: A Resource for Students and Families” (June 2021);

(I) “Enforcement of Title IX of the Education Amendments of 1972 With Respect to Discrimination Based on Sexual Orientation and Gender Identity in Light of *Bostock v. Clayton County*” (June 22, 2021);

(J) “Education in a Pandemic: The Disparate Impacts of COVID-19 on America’s Students” (June 9, 2021); and

(K) “Back-to-School Message for Transgender Students from

the U.S. Depts of Justice, Education, and HHS” (Aug. 17, 2021);

(iii) the Attorney General’s Memorandum of March 26, 2021 entitled “Application of *Bostock v. Clayton County* to Title IX of the Education Amendments of 1972”; and

(iv) the Equal Employment Opportunity Commission’s “Enforcement Guidance on Harassment in the Workplace” (April 29, 2024).

Sec. 8. General Provisions. (a) Nothing in this order shall be construed to impair or otherwise affect:

(i) the authority granted by law to an executive department or agency, or the head thereof; or

(ii) the functions of the Director of the Office of Management and Budget relating to budgetary, administrative, or legislative proposals.

(b) This order shall be implemented consistent with applicable law and subject to the availability of appropriations.

(c) This order is not intended to, and does not, create any right or benefit, substantive or procedural, enforceable at law or in equity by any party against the United States, its departments, agencies, or entities, its officers, employees, or agents, or any other person.

(d) If any provision of this order, or the application of any provision to any person or circumstance, is held to be invalid, the remainder of this order and the application of its provisions to any other persons or circumstances shall not be affected thereby.

THE WHITE HOUSE,

January 20, 2025.

[News](#)

[Administration](#)

[Issues](#)

[Contact](#)

[Visit](#)

THE WHITE HOUSE

1600 Pennsylvania Ave NW
Washington, DC 20500



THE WHITE HOUSE

WH.GOV

[Copyright](#)

[Privacy](#)

[Style Guide](#)



PRESIDENTIAL ACTIONS

KEEPING MEN OUT OF WOMEN'S SPORTS

EXECUTIVE ORDER

February 5, 2025

By the authority vested in me as President by the Constitution and the laws of the United States of America, and to protect opportunities for women and girls to compete in safe and fair sports, it is hereby ordered:

Section 1. Policy and Purpose. In recent years, many educational

institutions and athletic associations have allowed men to compete in women's sports. This is demeaning, unfair, and dangerous to women and girls, and denies women and girls the equal opportunity to participate and excel in competitive sports.

Moreover, under Title IX of the Education Amendments Act of 1972 (Title IX), educational institutions receiving Federal funds cannot deny women an equal opportunity to participate in sports. As some Federal courts have recognized, "ignoring fundamental biological truths between the two sexes deprives women and girls of meaningful access to educational facilities." *Tennessee v. Cardona*, 24-cv-00072 at 73 (E.D. Ky. 2024). See also *Kansas v. U.S. Dept. of Education*, 24-cv-04041 at 23 (D. Kan. 2024) (highlighting "Congress' goals of protecting biological women in education").

Therefore, it is the policy of the United States to rescind all funds from educational programs that deprive women and girls of fair athletic opportunities, which results in the endangerment, humiliation, and silencing of women and girls and deprives them of privacy. It shall also be the policy of the United States to oppose male competitive participation in women's sports more broadly, as a matter of safety, fairness, dignity, and truth.

Sec. 2. Definitions. The definitions in Executive Order 14168 of January 20, 2025 (Defending Women from Gender Ideology Extremism and Restoring Biological Truth to the Federal

Government), shall apply to this order.

Sec.3. Preserving Women's Sports in Education. (a) In furtherance of the purposes of Title IX, the Secretary of Education shall promptly:

(i) in coordination with the Attorney General, continue to comply with the vacatur of the rule entitled “Nondiscrimination on the Basis of Sex in Education Programs or Activities Receiving Federal Financial Assistance” of April 29, 2024, 89 FR 33474, see *Tennessee v. Cardona*, 24-cv-00072 at 13-15 (E.D. Ky. 2025), and take other appropriate action to ensure this regulation does not have effect;

(ii) take all appropriate action to affirmatively protect all-female athletic opportunities and all-female locker rooms and thereby provide the equal opportunity guaranteed by Title IX of the Education Amendments Act of 1972, including enforcement actions described in subsection (iii); to bring regulations and policy guidance into line with the Congress’ existing demand for “equal athletic opportunity for members of both sexes” by clearly specifying and clarifying that women’s sports are reserved for women; and the resolution of pending litigation consistent with this policy; and

(iii) prioritize Title IX enforcement actions against educational institutions (including athletic associations composed of or

governed by such institutions) that deny female students an equal opportunity to participate in sports and athletic events by requiring them, in the women's category, to compete with or against or to appear unclothed before males.

(b) All executive departments and agencies (agencies) shall review grants to educational programs and, where appropriate, rescind funding to programs that fail to comply with the policy established in this order.

(c) The Department of Justice shall provide all necessary resources, in accordance with law, to relevant agencies to ensure expeditious enforcement of the policy established in this order.

Sec. 4. Preserving Fairness and Safety in Women's Sports. Many sport-specific governing bodies have no official position or requirements regarding trans-identifying athletes. Others allow men to compete in women's categories if these men reduce the testosterone in their bodies below certain levels or provide documentation of "sincerely held" gender identity. These policies are unfair to female athletes and do not protect female safety. To address these concerns, it is hereby ordered:

(a) The Assistant to the President for Domestic Policy shall, within 60 days of the date of this order:

(i) convene representatives of major athletic organizations and

governing bodies, and female athletes harmed by such policies, to promote policies that are fair and safe, in the best interests of female athletes, and consistent with the requirements of Title IX, as applicable; and

(ii) convene State Attorneys General to identify best practices in defining and enforcing equal opportunities for women to participate in sports and educate them about stories of women and girls who have been harmed by male participation in women's sports.

(b) The Secretary of State, including through the Bureau of Educational and Cultural Affairs' Sports Diplomacy Division and the Representative of the United States of America to the United Nations, shall:

(i) rescind support for and participation in people-to-people sports exchanges or other sports programs within which the relevant female sports category is based on identity and not sex; and

(ii) promote, including at the United Nations, international rules and norms governing sports competition to protect a sex-based female sports category, and, at the discretion of the Secretary of State, convene international athletic organizations and governing bodies, and female athletes harmed by policies that allow male participation in women's sports, to promote sporting policies that

are fair, safe, and in furtherance of the best interests of female athletes.

(c) The Secretary of State and the Secretary of Homeland Security shall review and adjust, as needed, policies permitting admission to the United States of males seeking to participate in women's sports, and shall issue guidance with an objective of preventing such entry to the extent permitted by law, including pursuant to section 212(a)(6)(C)(i) of the Immigration and Nationality Act (8 U.S.C. 1182(a)(6)(C)(i)).

(d) The Secretary of State shall use all appropriate and available measures to see that the International Olympic Committee amends the standards governing Olympic sporting events to promote fairness, safety, and the best interests of female athletes by ensuring that eligibility for participation in women's sporting events is determined according to sex and not gender identity or testosterone reduction.

Sec. 5. General Provisions. (a) Nothing in this order shall be construed to impair or otherwise affect:

(i) the authority granted by law to an executive department or agency, or the head thereof; or

(ii) the functions of the Director of the Office of Management and Budget relating to budgetary, administrative, or legislative

proposals.

(b) This order shall be implemented consistent with applicable law and subject to the availability of appropriations.

(c) This order is not intended to, and does not, create any right or benefit, substantive or procedural, enforceable at law or in equity by any party against the United States, its departments, agencies, or entities, its officers, employees, or agents, or any other person.

(d) If any provision of this order, or the application of any provision to any person or circumstance, is held to be invalid, the remainder of this order and the application of its provisions to any other persons or circumstances shall not be affected thereby.

THE WHITE HOUSE,

February 5, 2025.

News

Administration

Issues

Contact

Visit

THE WHITE HOUSE

1600 Pennsylvania Ave NW
Washington, DC 20500



THE WHITE HOUSE

WH.GOV

Copyright

[Privacy](#)

[Style Guide](#)



PRESIDENTIAL ACTIONS

PROTECTING THE
UNITED STATES FROM
FOREIGN TERRORISTS
AND OTHER
NATIONAL SECURITY
AND PUBLIC
SAFETY THREATS

EXECUTIVE ORDER

January 20, 2025

PROTECTING THE UNITED STATES FROM FOREIGN TERRORISTS AND OTHER

NATIONAL SECURITY AND PUBLIC SAFETY THREATS

By the authority vested in me as President by the Constitution and the laws of the United States of America, including the Immigration and Nationality Act (INA), 8 U.S.C. 1101 *et seq.*, and section 301 of title 3, United States Code, it is hereby ordered:

Section 1. Policy and Purpose. (a) It is the policy of the United States to protect its citizens from aliens who intend to commit terrorist attacks, threaten our national security, espouse hateful ideology, or otherwise exploit the immigration laws for malevolent purposes.

(b) To protect Americans, the United States must be vigilant during the visa-issuance process to ensure that those aliens approved for admission into the United States do not intend to harm Americans or our national interests. More importantly, the United States must identify them before their admission or entry

into the United States. And the United States must ensure that admitted aliens and aliens otherwise already present in the United States do not bear hostile attitudes toward its citizens, culture, government, institutions, or founding principles, and do not advocate for, aid, or support designated foreign terrorists and other threats to our national security.

Sec. 2. Enhanced Vetting and Screening Across Agencies.

(a) The Secretary of State, in coordination with the Attorney General, the Secretary of Homeland Security, and the Director of National Intelligence, shall promptly:

- (i) identify all resources that may be used to ensure that all aliens seeking admission to the United States, or who are already in the United States, are vetted and screened to the maximum degree possible;
- (ii) determine the information needed from any country to adjudicate any visa, admission, or other benefit under the INA for one of its nationals, and to ascertain whether the individual seeking the benefit is who the individual claims to be and that the individual is not a security or public-safety threat;
- (iii) re-establish a uniform baseline for screening and vetting standards and procedures, consistent with the uniform baseline that existed on January 19, 2021, that will be used for any alien seeking a visa or immigration benefit of any kind; and

(iv) vet and screen to the maximum degree possible all aliens who intend to be admitted, enter, or are already inside the United States, particularly those aliens coming from regions or nations with identified security risks.

(b) Within 60 days of the date of this order, the Secretary of State, the Attorney General, the Secretary of Homeland Security, and the Director of National Intelligence shall jointly submit to the President, through the Assistant to the President for Homeland Security, a report:

(i) identifying countries throughout the world for which vetting and screening information is so deficient as to warrant a partial or full suspension on the admission of nationals from those countries pursuant to section 212(f) of the INA (8 U.S.C. 1182(f)); and

(ii) identifying how many nationals from those countries have entered or have been admitted into the United States on or since January 20, 2021, and any other information the Secretaries and Attorney General deem relevant to the actions or activities of such nationals since their admission or entry to the United States.

(c) Whenever information is identified that would support the exclusion or removal of any alien described in subsection 2(b),

the Secretary of Homeland Security shall take immediate steps to exclude or remove that alien unless she determines that doing so would inhibit a significant pending investigation or prosecution of the alien for a serious criminal offense or would be contrary to the national security interests of the United States.

Sec. 3. Additional Measures to Protect the Nation. As soon as possible, but no later than 30 days from the date of this order, the Secretary of State, in coordination with the Attorney General, the Secretary of Homeland Security, and the Director of National Intelligence, shall also:

(a) Evaluate and adjust all existing regulations, policies, procedures, and provisions of the Foreign Service Manual, or guidance of any kind pertaining to each of the grounds of inadmissibility listed in sections 212(a)(2)-(3) of the INA (8 U.S.C. 1182(a)(2)-(3)), to ensure the continued safety and security of the American people and our constitutional republic;

(b) Ensure that sufficient safeguards are in place to prevent any refugee or stateless individual from being admitted to the United States without undergoing stringent identification verification beyond that required of any other alien seeking admission or entry to the United States;

(c) Evaluate all visa programs to ensure that they are not used by foreign nation-states or other hostile actors to harm the security,

economic, political, cultural, or other national interests of the United States;

(d) Recommend any actions necessary to protect the American people from the actions of foreign nationals who have undermined or seek to undermine the fundamental constitutional rights of the American people, including, but not limited to, our Citizens' rights to freedom of speech and the free exercise of religion protected by the First Amendment, who preach or call for sectarian violence, the overthrow or replacement of the culture on which our constitutional Republic stands, or who provide aid, advocacy, or support for foreign terrorists;

(e) Ensure the devotion of adequate resources to identify and take appropriate action for offenses described in 8 U.S.C. 1451;

(f) Evaluate the adequacy of programs designed to ensure the proper assimilation of lawful immigrants into the United States, and recommend any additional measures to be taken that promote a unified American identity and attachment to the Constitution, laws, and founding principles of the United States; and

(g) Recommend any additional actions to protect the American people and our constitutional republic from foreign threats.

Sec. 4. General Provisions. (a) Nothing in this order shall be

construed to impair or otherwise affect:

(i) the authority granted by law to an executive department or agency, or the head thereof; or

(ii) the functions of the Director of the Office of Management and Budget relating to budgetary, administrative, or legislative proposals.

(b) This order shall be implemented consistent with applicable law and subject to the availability of appropriations.

(c) This order is not intended to, and does not, create any right or benefit, substantive or procedural, enforceable at law or in equity by any party against the United States, its departments, agencies, or entities, its officers, employees, or agents, or any other person.

THE WHITE HOUSE,

January 20 2025.

Administration

Issues

Contact

Visit

THE WHITE HOUSE

1600 Pennsylvania Ave NW
Washington, DC 20500



THE WHITE HOUSE

WH.GOV

Copyright

Privacy

Senate Finance Committee Decision Document
 Senator Bettencourt, Workgroup Chair on Article III - Higher Education
 Members: Senators Campbell and Zaffirini

Decisions as of February 17 @ 8:00am

LBB Manager: Lann Bolding

Article III - Higher Education Total, Article III - Higher Education Items Not Included in Bill as Introduced	Outstanding Items for Consideration				Tentative Workgroup Decisions			
	Items Not Included in SB 1 2026-27 Biennial Total		Pended Items 2026-27 Biennial Total		Adopted 2026-27 Biennial Total		Article XI 2026-27 Biennial Total	
	GR & GR- Dedicated	All Funds	GR & GR- Dedicated	All Funds	GR & GR- Dedicated	All Funds	GR & GR- Dedicated	All Funds
Higher Education Employees Group Insurance (30M)								
Total, Outstanding Items / Tentative Decisions	\$ -	\$ -	\$ -	\$ -	\$ -	\$ -	\$ -	\$ -
Total, Full-time Equivalents / Tentative Decisions	0.0	0.0	0.0	0.0	0.0	0.0	0.0	0.0
Higher Education Coordinating Board (781)								
Total, Outstanding Items / Tentative Decisions	\$ 368,421,352	\$ 368,421,352	\$ -	\$ -	\$ -	\$ -	\$ -	\$ -
Total, Full-time Equivalents / Tentative Decisions	0.0	0.0	0.0	0.0	0.0	0.0	0.0	0.0
Available University Fund (799)								
Total, Outstanding Items / Tentative Decisions	\$ -	\$ -	\$ -	\$ -	\$ -	\$ -	\$ -	\$ -
Total, Full-time Equivalents / Tentative Decisions	0.0	0.0	0.0	0.0	0.0	0.0	0.0	0.0
Higher Education Fund (780)								
Total, Outstanding Items / Tentative Decisions	\$ 787,500,000	\$ 787,500,000	\$ -	\$ -	\$ -	\$ -	\$ -	\$ -
Total, Full-time Equivalents / Tentative Decisions	0.0	0.0	0.0	0.0	0.0	0.0	0.0	0.0
Available Texas University Fund (793)								
Total, Outstanding Items / Tentative Decisions	\$ -	\$ 92,637,986	\$ -	\$ -	\$ -	\$ -	\$ -	\$ -
Total, Full-time Equivalents / Tentative Decisions	0.0	0.0	0.0	0.0	0.0	0.0	0.0	0.0
Support for Military and Veterans Exemptions (794)								
Total, Outstanding Items / Tentative Decisions	\$ -	\$ -	\$ -	\$ -	\$ -	\$ -	\$ -	\$ -
Total, Full-time Equivalents / Tentative Decisions	0.0	0.0	0.0	0.0	0.0	0.0	0.0	0.0
General Academic Institutions, System Offices, Lamar State Colleges, and Texas State Technical Colleges								
Total, Outstanding Items / Tentative Decisions	\$ 3,039,442,664	\$ 3,039,442,664	\$ -	\$ -	\$ -	\$ -	\$ -	\$ -

Article III - Higher Education Total, Article III - Higher Education Items Not Included in Bill as Introduced	Outstanding Items for Consideration				Tentative Workgroup Decisions				
	Items Not Included in SB 1 2026-27 Biennial Total		Pended Items 2026-27 Biennial Total		Adopted 2026-27 Biennial Total		Article XI 2026-27 Biennial Total		
	GR & GR-Dedicated	All Funds	GR & GR-Dedicated	All Funds	GR & GR-Dedicated	All Funds	GR & GR-Dedicated	All Funds	
Total, Full-time Equivalents / Tentative Decisions	4,154.1	4,222.7	0.0	0.0	0.0	0.0	0.0	0.0	
Health-Related Institutions									
Total, Outstanding Items / Tentative Decisions	\$ 1,075,514,255	\$ 1,075,217,255	\$ -	\$ -	\$ -	\$ -	\$ -	\$ -	
Total, Full-time Equivalents / Tentative Decisions	589.4	610.4	0.0	0.0	0.0	0.0	0.0	0.0	
Public Community and Junior Colleges (704)									
Total, Outstanding Items / Tentative Decisions	\$ 96,241,858	\$ 96,241,858	\$ -	\$ -	\$ -	\$ -	\$ -	\$ -	
Total, Full-time Equivalents / Tentative Decisions	0.0	0.0	0.0	0.0	0.0	0.0	0.0	0.0	
Texas A&M AgriLife Research (556)									
Total, Outstanding Items / Tentative Decisions	\$ 26,000,000	\$ 26,000,000	\$ -	\$ -	\$ -	\$ -	\$ -	\$ -	
Total, Full-time Equivalents / Tentative Decisions	60.0	60.0	0.0	0.0	0.0	0.0	0.0	0.0	
Texas A&M AgriLife Extension Service (555)									
Total, Outstanding Items / Tentative Decisions	\$ 22,200,000	\$ 22,200,000	\$ -	\$ -	\$ -	\$ -	\$ -	\$ -	
Total, Full-time Equivalents / Tentative Decisions	97.0	97.0	0.0	0.0	0.0	0.0	0.0	0.0	
Texas A&M Engineering Experiment Station (712)									
Total, Outstanding Items / Tentative Decisions	\$ 130,000,000	\$ 130,000,000	\$ -	\$ -	\$ -	\$ -	\$ -	\$ -	
Total, Full-time Equivalents / Tentative Decisions	10.0	10.0	0.0	0.0	0.0	0.0	0.0	0.0	
Texas A&M Transportation Institute (727)									
Total, Outstanding Items / Tentative Decisions	\$ 16,000,000	\$ 16,000,000	\$ -	\$ -	\$ -	\$ -	\$ -	\$ -	
Total, Full-time Equivalents / Tentative Decisions	29.0	29.0	0.0	0.0	0.0	0.0	0.0	0.0	
Texas A&M Engineering Extension Service (716)									
Total, Outstanding Items / Tentative Decisions	\$ 34,000,000	\$ 34,000,000	\$ -	\$ -	\$ -	\$ -	\$ -	\$ -	
Total, Full-time Equivalents / Tentative Decisions	24.0	24.0	0.0	0.0	0.0	0.0	0.0	0.0	
Texas A&M Forest Service (576)									
Total, Outstanding Items / Tentative Decisions	\$ 443,050,000	\$ 443,050,000	\$ -	\$ -	\$ -	\$ -	\$ -	\$ -	
Total, Full-time Equivalents / Tentative Decisions	130.0	130.0	0.0	0.0	0.0	0.0	0.0	0.0	

Article III - Higher Education Total, Article III - Higher Education Items Not Included in Bill as Introduced	Outstanding Items for Consideration				Tentative Workgroup Decisions			
	Items Not Included in SB 1 2026-27 Biennial Total		Pended Items 2026-27 Biennial Total		Adopted 2026-27 Biennial Total		Article XI 2026-27 Biennial Total	
	GR & GR- Dedicated	All Funds	GR & GR- Dedicated	All Funds	GR & GR- Dedicated	All Funds	GR & GR- Dedicated	All Funds
Texas A&M Veterinary Medical Diagnostic Laboratory (557)								
Total, Outstanding Items / Tentative Decisions	\$ 3,272,000	\$ 3,272,000	\$ -	\$ -	\$ -	\$ -	\$ -	\$ -
Total, Full-time Equivalents / Tentative Decisions	3.0	3.0	0.0	0.0	0.0	0.0	0.0	0.0
Texas Division of Emergency Management (575)								
Total, Outstanding Items / Tentative Decisions	\$ 346,200,000	\$ 346,200,000	\$ -	\$ -	\$ -	\$ -	\$ -	\$ -
Total, Full-time Equivalents / Tentative Decisions	64.0	64.0	0.0	0.0	0.0	0.0	0.0	0.0
Special Provisions Relating Only to Components of TSTC								
Total, Outstanding Items / Tentative Decisions	\$ -	\$ -	\$ -	\$ -	\$ -	\$ -	\$ -	\$ -
Total, Full-time Equivalents / Tentative Decisions	0.0	0.0	0.0	0.0	0.0	0.0	0.0	0.0
Special Provisions Relating Only to State Agencies of Higher Education								
Total, Outstanding Items / Tentative Decisions	\$ -	\$ -	\$ -	\$ -	\$ -	\$ -	\$ -	\$ -
Total, Full-time Equivalents / Tentative Decisions	0.0	0.0	0.0	0.0	0.0	0.0	0.0	0.0
Total, Outstanding Items / Tentative Decisions	\$ 6,387,842,129	\$ 6,480,183,115	\$ -	\$ -	\$ -	\$ -	\$ -	\$ -
NO-COST ADJUSTMENTS								
1 Higher Education Coordinating Board (781)	\$ 140,000	\$ 140,000	\$ -	\$ -	\$ -	\$ -	\$ -	\$ -
2 Higher Education Coordinating Board (781)	\$ 4,000,000	\$ 4,000,000	\$ -	\$ -	\$ -	\$ -	\$ -	\$ -
3 Sam Houston State University (753)	\$ (479,000)	\$ (479,000)	\$ -	\$ -	\$ -	\$ -	\$ -	\$ -
4 Sam Houston State University (753)	\$ 1,317,000	\$ 1,317,000						
5 Midwestern State University (735)	\$ -	\$ 1,000	\$ -	\$ -	\$ -	\$ -	\$ -	\$ -
6 Texas A&M Forest Service (576)	\$ 2,044,444	\$ 2,044,444	\$ -	\$ -	\$ -	\$ -	\$ -	\$ -
Total, NO COST ADJUSTMENTS	\$ 7,022,444	\$ 7,023,444	\$ -	\$ -	\$ -	\$ -	\$ -	\$ -
Total GR & GR-Ded Adopted Items less Cost-out Adjustments	\$ 6,380,819,685	\$ 6,473,159,671	\$ -	\$ -	\$ -	\$ -	\$ -	\$ -

Article III - Higher Education Total, Article III - Higher Education Items Not Included in Bill as Introduced	Outstanding Items for Consideration				Tentative Workgroup Decisions			
	Items Not Included in SB 1 <u>2026-27 Biennial Total</u>		Pended Items <u>2026-27 Biennial Total</u>		Adopted <u>2026-27 Biennial Total</u>		Article XI <u>2026-27 Biennial Total</u>	
	GR & GR- Dedicated	All Funds	GR & GR- Dedicated	All Funds	GR & GR- Dedicated	All Funds	GR & GR- Dedicated	All Funds
	FY 2026	FY 2027	FY 2026	FY 2027	FY 2026	FY 2027	FY 2026	FY 2027
Total, Full-time Equivalents / Tentative Decisions	5160.5	5250.1	0.0	0.0	0.0	0.0	0.0	0.0

Article III - Higher Education Higher Education Employee Group Insurance (30M) Items Not Included in Bill as Introduced	Outstanding Items for Consideration				Tentative Workgroup Decisions			
	Items Not Included in SB 1 2026-27 Biennial Total		Pended Items 2026-27 Biennial Total		Adopted 2026-27 Biennial Total		Article XI 2026-27 Biennial Total	
	GR & GR-Dedicated	All Funds	GR & GR-Dedicated	All Funds	GR & GR-Dedicated	All Funds	GR & GR-Dedicated	All Funds
Agency Requests:								
1. The Texas A&M University, University of Texas, Texas State University, Texas Tech University, Texas Woman's University, and University of Houston System Administrations request modification to Article IX, Section 6.08, Benefits Paid Proportional by Method of Finance, to specify a time requirement of 180 days by which the Comptroller of Public Accounts review an institution's report demonstrating benefits proportionality.								
Workgroup Revisions and Additions:								
1. None.								
Total, Outstanding Items / Tentative Decisions	\$ -	\$ -	\$ -	\$ -	\$ -	\$ -	\$ -	\$ -
	FY 2026	FY 2027	FY 2026	FY 2027	FY 2026	FY 2027	FY 2026	FY 2027
Total, Full-time Equivalents / Tentative Decisions			0.0	0.0	0.0	0.0	0.0	0.0

Article III - Higher Education Higher Education Coordinating Board (781) Items Not Included in Bill as Introduced	Outstanding Items for Consideration				Tentative Workgroup Decisions			
	Items Not Included in SB 1 <u>2026-27 Biennial Total</u>		Pended Items <u>2026-27 Biennial Total</u>		Adopted <u>2026-27 Biennial Total</u>		Article XI <u>2026-27 Biennial Total</u>	
	GR & GR-Dedicated	All Funds	GR & GR-Dedicated	All Funds	GR & GR-Dedicated	All Funds	GR & GR-Dedicated	All Funds
Cost-Out Adjustments:								
1. Under Property Code, Section 72.1016(e), the Comptroller shall transfer five percent of money collected from stored valued cards presumed to be abandoned to TEXAS Grants. Based on information provided by the Comptroller's Office, \$140,000 will be transferred to the program. Rider #24 (III-75), appropriates these funds to the Higher Education Coordinating Board. Cost Neutral	\$ 140,000	\$ 140,000						
2. The Comptroller's Office provided information that the appropriation to Strategy A.1.4, Computer Science Pipeline, is increased by \$2,000,000 in fiscal year 2026 and \$2,000,000 in fiscal year 2027. Under Rider 51, Computer Science Pipeline, this funding is contingent on the Higher Education Coordinating Board demonstrating to the Comptroller's Office that the Computer Science Pipeline Initiative has raised at least \$2,000,000 in gifts and donations in fiscal year 2026 and fiscal year 2027. This amount will be reduced if the Comptroller issues a finding of fact that gifts and donations did not reach these levels. Cost Neutral	\$ 4,000,000	\$ 4,000,000						

Article III - Higher Education Higher Education Coordinating Board (781) Items Not Included in Bill as Introduced	Outstanding Items for Consideration				Tentative Workgroup Decisions			
	Items Not Included in SB 1 <u>2026-27 Biennial Total</u>		Pended Items <u>2026-27 Biennial Total</u>		Adopted <u>2026-27 Biennial Total</u>		Article XI <u>2026-27 Biennial Total</u>	
	GR & GR-Dedicated	All Funds	GR & GR-Dedicated	All Funds	GR & GR-Dedicated	All Funds	GR & GR-Dedicated	All Funds
Technical Adjustments:								
1. Texas Child Mental Health Care Consortium. Includes additional rider language that requires the Texas Child Mental Health Care Consortium to utilize Texas Child Access Through Telemedicine (TCHAT) to identify and assess behavioral health needs and provide access to mental health services, with a focus on the behavioral health needs of at-risk children and adolescents. The rider also requires TCMHCC to explore opportunities for third-party reimbursement for any other necessary services delivered beyond four TCHAT sessions or to address any broader needs, including through Medicaid, CHIP, a private health plan, and school-based reimbursement.								

Article III - Higher Education Higher Education Coordinating Board (781) Items Not Included in Bill as Introduced	Outstanding Items for Consideration				Tentative Workgroup Decisions			
	Items Not Included in SB 1 <u>2026-27 Biennial Total</u>		Pended Items <u>2026-27 Biennial Total</u>		Adopted <u>2026-27 Biennial Total</u>		Article XI <u>2026-27 Biennial Total</u>	
	GR & GR-Dedicated	All Funds	GR & GR-Dedicated	All Funds	GR & GR-Dedicated	All Funds	GR & GR-Dedicated	All Funds
Agency Requests:								
1. Student Financial Aid. The exceptional item includes additional funding for six financial aid programs: 1) TEXAS Grants, 2) Tuition Equalization Grants (TEG), 3) TEOG-Community College, 4) TEOG State and Technical Colleges, 5) Texas Leadership Scholar's Program and 6) Texas Armed Services Scholarship Program. The additional funding would support 70% of eligible students through the TEXAS Grant, TEG, and TEOG Programs (\$286.2 million); guarantee a TEXAS Grant/TEOG award for eligible students in the top 25% (\$25.6 million); treat TEOG as Texas Grant renewals (\$27.4 million); and allow TEOG awards for students seeking bachelor's degrees at 2-year institutions (\$3.4 million). The funding would maintain the current Texas Leadership Scholars Program cohort size of 300 (\$14.2 million) and expand the program to recruit more doctoral students to Texas public institutions (\$13.8 million). The funding would increase the maximum awards for the Texas Armed Services Scholarship Program to \$30,000 (\$6.1 million). The TEOG change to allow students seeking bachelor's degrees at 2-year institutions and increasing the maximum award for the Texas Armed Services Scholarship Program would require statutory changes. The \$27.4 million increase for TEOG transfer students would replace funding in Strategy B.1.11, Texas Transfer Grant Program in fiscal year 2027 (\$12.4 million).	\$ 364,281,352	\$ 364,281,352						
2. FAST Program. The agency has requested to modify Rider #57, to include additional language regarding transfer amounts from TEA and change reporting deadlines to TEA and the LBB.								

Article III - Higher Education Higher Education Coordinating Board (781) Items Not Included in Bill as Introduced	Outstanding Items for Consideration				Tentative Workgroup Decisions			
	Items Not Included in SB 1 <u>2026-27 Biennial Total</u>		Pended Items <u>2026-27 Biennial Total</u>		Adopted <u>2026-27 Biennial Total</u>		Article XI <u>2026-27 Biennial Total</u>	
	GR & GR- Dedicated	All Funds	GR & GR- Dedicated	All Funds	GR & GR- Dedicated	All Funds	GR & GR- Dedicated	All Funds
Workgroup Revisions and Additions:								
1. None.								
Total, Outstanding Items / Tentative Decisions	\$ 368,421,352	\$ 368,421,352	\$ -	\$ -	\$ -	\$ -	\$ -	\$ -
	FY 2026	FY 2027	FY 2026	FY 2027	FY 2026	FY 2027	FY 2026	FY 2027
Total, Full-time Equivalents / Tentative Decisions	0.0	0.0	0.0	0.0	0.0	0.0	0.0	0.0

Article III - Higher Education Available University Fund (799) Items Not Included in Bill as Introduced	Outstanding Items for Consideration				Tentative Workgroup Decisions			
	Items Not Included in SB 1 <u>2026-27 Biennial Total</u>		Pended Items <u>2026-27 Biennial Total</u>		Adopted <u>2026-27 Biennial Total</u>		Article XI <u>2026-27 Biennial Total</u>	
	GR & GR-Dedicated	All Funds	GR & GR-Dedicated	All Funds	GR & GR-Dedicated	All Funds	GR & GR-Dedicated	All Funds
Agency Requests:								
1. None.								
Workgroup Revisions and Additions:								
1. None.								
Total, Outstanding Items / Tentative Decisions	\$ -	\$ -	\$ -	\$ -	\$ -	\$ -	\$ -	\$ -
	FY 2026	FY 2027	FY 2026	FY 2027	FY 2026	FY 2027	FY 2026	FY 2027
Total, Full-time Equivalents / Tentative Decisions	0.0	0.0	0.0	0.0	0.0	0.0	0.0	0.0

Article III - Higher Education Higher Education Fund (780) Items Not Included in Bill as Introduced	Outstanding Items for Consideration				Tentative Workgroup Decisions			
	Items Not Included in SB 1 <u>2026-27 Biennial Total</u>		Pended Items <u>2026-27 Biennial Total</u>		Adopted <u>2026-27 Biennial Total</u>		Article XI <u>2026-27 Biennial Total</u>	
	GR & GR-Dedicated	All Funds	GR & GR-Dedicated	All Funds	GR & GR-Dedicated	All Funds	GR & GR-Dedicated	All Funds
Agency Requests:								
1. THECB recommends increasing annual HEF appropriations from \$393,750,000 to \$787,500,000 per fiscal year, for a total of \$1,575,000,000 for the 2026-27 biennium. THECB's recommendations were made with full participation of eligible institutions.	\$ 787,500,000	\$ 787,500,000						
Workgroup Revisions and Additions:								
1. None.								
Total, Outstanding Items / Tentative Decisions	\$ 787,500,000	\$ 787,500,000	\$ -	\$ -	\$ -	\$ -	\$ -	\$ -
	FY 2026	FY 2027	FY 2026	FY 2027	FY 2026	FY 2027	FY 2026	FY 2027
Total, Full-time Equivalent / Tentative Decisions	0.0	0.0	0.0	0.0	0.0	0.0	0.0	0.0

Article III - Higher Education Available Texas University Fund (793) Items Not Included in Bill as Introduced	Outstanding Items for Consideration				Tentative Workgroup Decisions			
	Items Not Included in SB 1 <u>2026-27 Biennial Total</u>		Pended Items <u>2026-27 Biennial Total</u>		Adopted <u>2026-27 Biennial Total</u>		Article XI <u>2026-27 Biennial Total</u>	
	GR & GR- Dedicated	All Funds	GR & GR- Dedicated	All Funds	GR & GR- Dedicated	All Funds	GR & GR- Dedicated	All Funds
Technical Adjustments:								
1. Modification of the Available Texas University Fund distribution to reflect the actual FY 2025 distribution total (\$183,318,993 in Other Funds).	\$ -	\$ 92,637,986						
Agency Requests:								
1. None.								
Workgroup Revisions and Additions:								
1. None.								
Total, Outstanding Items / Tentative Decisions	\$ -	\$ 92,637,986	\$ -	\$ -	\$ -	\$ -	\$ -	\$ -
	FY 2026	FY 2027	FY 2026	FY 2027	FY 2026	FY 2027	FY 2026	FY 2027
Total, Full-time Equivalent / Tentative Decisions	0.0	0.0	0.0	0.0	0.0	0.0	0.0	0.0

Article III - Higher Education Support for Military and Veterans Exemptions (794) Items Not Included in Bill as Introduced	Outstanding Items for Consideration				Tentative Workgroup Decisions			
	Items Not Included in SB 1 <u>2026-27 Biennial Total</u>		Pended Items <u>2026-27 Biennial Total</u>		Adopted <u>2026-27 Biennial Total</u>		Article XI <u>2026-27 Biennial Total</u>	
	GR & GR- Dedicated	All Funds	GR & GR- Dedicated	All Funds	GR & GR- Dedicated	All Funds	GR & GR- Dedicated	All Funds
Agency Requests:								
1. None.								
Workgroup Revisions and Additions:								
1. None.								
Total, Outstanding Items / Tentative Decisions	\$ -	\$ -	\$ -	\$ -	\$ -	\$ -	\$ -	\$ -
	FY 2026	FY 2027	FY 2026	FY 2027	FY 2026	FY 2027	FY 2026	FY 2027
Total, Full-time Equivalents / Tentative Decisions	0.0	0.0	0.0	0.0	0.0	0.0	0.0	0.0

Article III - Higher Education General Academic Institutions Items Not Included in Bill as Introduced	Outstanding Items for Consideration				Tentative Workgroup Decisions			
	Items Not Included in SB 1 <u>2026-27 Biennial Total</u>		Pended Items <u>2026-27 Biennial Total</u>		Adopted <u>2026-27 Biennial Total</u>		Article XI <u>2026-27 Biennial Total</u>	
	GR & GR-Dedicated	All Funds	GR & GR-Dedicated	All Funds	GR & GR-Dedicated	All Funds	GR & GR-Dedicated	All Funds
Cost-Out Adjustments:								
1. Adjust the appropriation for the Criminal Justice Correctional Management Institute of Texas Account No. 5083 at Sam Houston State University from \$3,363,697 to \$3,131,000 in fiscal year 2026, and from \$1,701,303 to \$1,455,000 in fiscal year 2027 to match the Comptroller's Biennial Revenue Estimate. Modify Rider 2, Criminal Justice Correctional Management Institute of Texas Fund (Page III-184) to conform with the appropriations change and update the rider's unexpended balance amount from \$1,662,394 to \$1,676,000 to match the Comptroller's Revenue Estimate. COST NEUTRAL	\$ (479,000)	\$ (479,000)						
2. Adjust the appropriation for the Law Enforcement Management Institute Account No. 581 at Sam Houston State University from \$3,599,743 to \$2,517,000 in fiscal year 2026, and from \$2,798,257 to \$2,517,000 in fiscal year 2027 to match the Comptroller's Biennial Revenue Estimate. Modify Rider 3, Law Enforcement Management Institute of Texas Fund (III-184) to conform with the appropriations change and update the rider's unexpended balance amount from \$0 to \$3,681,000 to match the Comptroller's Revenue Estimate. COST NEUTRAL	\$ 1,317,000	\$ 1,317,000						
3. Adjust the appropriation for the Special Mineral Account No. 412 at Midwestern State University from \$7,000 to \$8,000 in fiscal year 2027 to match the Comptroller's Biennial Revenue Estimate. COST NEUTRAL	\$ 1,000	\$ 1,000						

Article III - Higher Education General Academic Institutions Items Not Included in Bill as Introduced	Outstanding Items for Consideration				Tentative Workgroup Decisions			
	Items Not Included in SB 1 <u>2026-27 Biennial Total</u>		Pended Items <u>2026-27 Biennial Total</u>		Adopted <u>2026-27 Biennial Total</u>		Article XI <u>2026-27 Biennial Total</u>	
	GR & GR-Dedicated	All Funds	GR & GR-Dedicated	All Funds	GR & GR-Dedicated	All Funds	GR & GR-Dedicated	All Funds
Technical Adjustments:								
1. TSTC East Williamson County Performance Measures. Add performance measure information to TSTC East Williamson County to align with other TSTC bill patterns.	\$ -	\$ -						
2. The University of Texas at El Paso Performance Measures. Updating State Licensure Pass Rate Of Pharmacy Graduates target from 0% to 90%.	\$ -	\$ -						
Formula Funding Decisions:								
1. General Academic Institutions Instruction and Operations (I&O) Formula: Senate Bill 1 includes \$4.8 billion in All Funds for 2026-27 (\$3.5 billion in General Revenue and \$1.3 billion General Revenue-Dedicated), and provides for an annual rate of \$60.67, which maintains 2024-25 General Revenue.								
2. Lamar State Colleges I&O Formula: Senate Bill 1 includes \$84.8 million in General Revenue for 2026-27 and provides for an annual rate of \$8.16 per contact hour, which maintains the 2024-25 rate. This results in an increase of \$11.7 million in General Revenue from the 2024-25 biennium.								
a. Lamar State Colleges request to update the I&O formula rate from \$8.16 to \$9.16.	\$ 10,391,222	\$ 10,391,222						

Article III - Higher Education General Academic Institutions Items Not Included in Bill as Introduced	Outstanding Items for Consideration				Tentative Workgroup Decisions			
	Items Not Included in SB 1 <u>2026-27 Biennial Total</u>		Pended Items <u>2026-27 Biennial Total</u>		Adopted <u>2026-27 Biennial Total</u>		Article XI <u>2026-27 Biennial Total</u>	
	GR & GR-Dedicated	All Funds	GR & GR-Dedicated	All Funds	GR & GR-Dedicated	All Funds	GR & GR-Dedicated	All Funds
<p>3. Texas State Technical Colleges I&O Formula:</p> <p>Senate Bill 1 includes \$190.2 million in General Revenue for 2026-27, which maintains the returned value funding from the 2024-25 biennium. Additionally, the returned value methodology is adjusted to use a new base wage that changes the comparison of TSTC student wages from the minimum wage to the mean wage for high school graduates in Texas with no postsecondary education attainment. This results in a returned value match rate of 46.4%.</p> <p>Note: TSTC System has requested an increase in the funding rate to 56.1% to adjust for the new funding methodology. This would fund the TSTC formula at \$230.1 million, which represents an increase of \$39.9 million in General Revenue.</p>								
<p>4. General Academic Institutions, Lamar State Colleges, and Texas State Technical Colleges Infrastructure Formula:</p> <p>Senate Bill 1 includes \$938.7 million in All Funds for 2026-27 (\$692.5 million in General Revenue and \$246.2 million in General Revenue-Dedicated), and provides an annual rate of \$5.94, maintaining the 2024-25 General Revenue funding.</p>								
<p>5. Performance Based Funding for Comprehensive Regional Universities (CRU):</p> <p>Senate Bill 1 includes \$71.5 million in General Revenue for 2026-27, which maintains 2024-25 funding and a rate of \$1,921 per at risk student.</p>								

Article III - Higher Education General Academic Institutions Items Not Included in Bill as Introduced	Outstanding Items for Consideration				Tentative Workgroup Decisions			
	Items Not Included in SB 1 <u>2026-27 Biennial Total</u>		Pended Items <u>2026-27 Biennial Total</u>		Adopted <u>2026-27 Biennial Total</u>		Article XI <u>2026-27 Biennial Total</u>	
	GR & GR-Dedicated	All Funds	GR & GR-Dedicated	All Funds	GR & GR-Dedicated	All Funds	GR & GR-Dedicated	All Funds
<p>6. Research Funds: Recommendations maintain the 2024-25 funding rates for all three research funds resulting in the following appropriations in General Revenue:</p> <p>Texas Research University Fund (TRUF): \$170.2 million, increase of \$13.3 million National Research Support Fund (NRSF): \$189.7 million, increase of \$14.7 million Comprehensive Research Fund (CRF): \$37.1 million, increase of \$6.1 million</p> <p>Allocations are based on eligible research expenditures and will be updated with fiscal year 2024 research expenditure data at a later date.</p>								

Article III - Higher Education General Academic Institutions Items Not Included in Bill as Introduced	Outstanding Items for Consideration				Tentative Workgroup Decisions			
	Items Not Included in SB 1 <u>2026-27 Biennial Total</u>		Pended Items <u>2026-27 Biennial Total</u>		Adopted <u>2026-27 Biennial Total</u>		Article XI <u>2026-27 Biennial Total</u>	
	GR & GR-Dedicated	All Funds	GR & GR-Dedicated	All Funds	GR & GR-Dedicated	All Funds	GR & GR-Dedicated	All Funds
Agency Requests:								
Note: FTE requests included below are based on the updated exceptional item requests submitted by each institution to the LBB. In SB 1 as Introduced, the FTE cap for each institution was set at FY 2025 budgeted levels adjusted by 1.0 FTE for every \$100,000 increase/decrease of formula funding and non-formula support item appropriated from General Revenue included in SB 1 compared to the 2024-25 biennium. For the Lamar State Colleges and Texas State Technical Colleges, this adjustment was for every \$90,000 change.								
The University of Texas System Administration								
1. Laredo Center Activity Expansion (0.0 FTEs)	\$ 1,408,000	\$ 1,408,000						
2. CCAP - Laredo Education and Research Center (0.0 FTEs)	\$ 8,720,000	\$ 8,720,000						
HE Special Provisions, Section 14, Off-Campus Instruction. UT System is requesting to add language that exempts taught by faculty members at the MITC in Laredo, operated by UT System, from the half-time requirements for faculty members as required by the rider.								
HE Special Provisions, Section 56, Emerging Research Universities Research Funding. UT System is requesting to add language to reflect institutions eligible for the National Research Support Fund do not participate directly in the Available University Fund (AUF) but rather receive support in the form of Permanent University Fund Bond Proceeds repaid from the AUF.								
Article IX, Section 6.08(c), Benefits Paid Proportional by Method of Finance. UT System requests that language surrounding the local funds adjustment for benefits be clarified so as to include the Available University Fund.								

Article III - Higher Education General Academic Institutions Items Not Included in Bill as Introduced	Outstanding Items for Consideration				Tentative Workgroup Decisions			
	Items Not Included in SB 1 <u>2026-27 Biennial Total</u>		Pended Items <u>2026-27 Biennial Total</u>		Adopted <u>2026-27 Biennial Total</u>		Article XI <u>2026-27 Biennial Total</u>	
	GR & GR-Dedicated	All Funds	GR & GR-Dedicated	All Funds	GR & GR-Dedicated	All Funds	GR & GR-Dedicated	All Funds
The University of Texas at Arlington								
1. Institutional Enhancement Restoration (0.0 FTEs)	\$ 2,393,962	\$ 2,393,962						
2. UTA West (50.0 FTEs)	\$ 60,000,000	\$ 60,000,000						
3. Institute of Biomanufacturing and Precisions Medicine for North Texas (IMPRINT) (80.0 FTEs)	\$ 16,000,000	\$ 16,000,000						
4. Artificial Intelligence for Research and Innovation in Science and Engineering (10.0 FTEs)	\$ 20,000,000	\$ 20,000,000						
5. North Texas Water Institute (10.0 FTEs)	\$ 16,000,000	\$ 16,000,000						
6. CCAP - Fine Arts Building Renovation (0.0 FTEs)	\$ 20,210,000	\$ 20,210,000						
7. CCAP - UTA West - Building A (0.0 FTEs)	\$ 22,230,000	\$ 22,230,000						
The University of Texas at Austin								
1. Institutional Enhancement Restoration (266.2 FTEs)	\$ 38,024,456	\$ 38,024,456						
2. Texas Momentum Beyond the Year of AI (27.0 FTEs)	\$ 160,000,000	\$ 160,000,000						
3. CCAP - Materials Sciences Laboratory Space (0.0 FTEs)	\$ 24,410,000	\$ 24,410,000						
4. CCAP - TIE Microelectronics & Engineering Research Center Cleanroom Expansion (0.0 FTEs)	\$ 26,160,000	\$ 26,160,000						
Revision: Rider 11, TexNet Seismic Monitoring. UT Austin requests unexpended balance authority within the biennium.								
The University of Texas at Dallas								
1. Fentanyl Detection Initiative (14.0 FTEs)	\$ 12,000,000	\$ 12,000,000						
2. Callier Mobile Audiology Clinic (3.0 FTEs)	\$ 1,900,000	\$ 1,900,000						
3. Center for Advanced Pain Studies (14.0 FTEs)	\$ 12,000,000	\$ 12,000,000						
4. Re-Engage UTD (2.0 FTEs)	\$ 4,000,000	\$ 4,000,000						
5. PTSD Innovations (8.0 FTEs)	\$ 6,000,000	\$ 6,000,000						
6. CCAP - Science, Technology, and Utility Facilities (0.0 FTEs)	\$ 26,160,000	\$ 26,160,000						
The University of Texas at El Paso								
1. Institutional Enhancement Restoration (98.1 FTEs)	\$ 4,288,940	\$ 4,288,940						
2. CCAP - Student Success Building (0.0 FTEs)	\$ 17,440,000	\$ 17,440,000						
3. Mining Engineering Program (0.0 FTEs)	\$ 20,000,000	\$ 20,000,000						
The University of Texas Rio Grande Valley								
1. Institutional Enhancement Restoration (79.5 FTEs)	\$ 16,154,462	\$ 16,154,462						

Article III - Higher Education General Academic Institutions Items Not Included in Bill as Introduced	Outstanding Items for Consideration				Tentative Workgroup Decisions			
	Items Not Included in SB 1 <u>2026-27 Biennial Total</u>		Pended Items <u>2026-27 Biennial Total</u>		Adopted <u>2026-27 Biennial Total</u>		Article XI <u>2026-27 Biennial Total</u>	
	GR & GR-Dedicated	All Funds	GR & GR-Dedicated	All Funds	GR & GR-Dedicated	All Funds	GR & GR-Dedicated	All Funds
2. School of Optometry (22.0 FTEs)	\$ 10,000,000	\$ 10,000,000						
3. Institutional Enhancement (50.9 FTEs)	\$ 6,900,000	\$ 6,900,000						
4. Border Economic and Enterprise Development (2.0 FTEs)	\$ 340,000	\$ 340,000						
5. Starr County Upper Level Center (3.5 FTEs)	\$ 290,000	\$ 290,000						
6. CCAP - Health Professions Workforce Building (0.0 FTEs)	\$ 26,160,000	\$ 26,160,000						
The University of Texas Permian Basin								
1. Institutional Enhancement Restoration (0.0 FTEs)	\$ 8,058,602	\$ 8,058,602						
2. CCAP - Permian Basin Health Initiative Building (0.0 FTEs)	\$ 26,160,000	\$ 26,160,000						
3. Workforce Education Center (4.0 FTEs)	\$ 2,675,000	\$ 2,675,000						
The University of Texas at San Antonio								
1. Institutional Enhancement Restoration (18.0 FTEs)	\$ 3,577,676	\$ 3,577,676						
2. College of Artificial Intelligence, Computing, Cyber and Data Sciences (19.0 FTEs)	\$ 32,000,000	\$ 32,000,000						
3. San Antonio Life Sciences Institute (16.0 FTEs)	\$ 14,000,000	\$ 14,000,000						
4. CCAP - Interdisciplinary Research Complex (0.0 FTEs)	\$ 26,160,000	\$ 26,160,000						
The University of Texas at Tyler								
1. Institutional Enhancement Restoration (54.1 FTEs)	\$ 6,505,684	\$ 6,505,684						
2. East Texas Teacher Training Initiative (13.0 FTEs)	\$ 4,800,000	\$ 4,800,000						
3. CCAP - Core Academic Facilities and Deferred Maintenance (0.0 FTEs)	\$ 23,980,000	\$ 23,980,000						
Stephen F. Austin State University								
1. Institutional Enhancement Restoration (43.0 FTEs)	\$ 6,057,588	\$ 6,057,588						
2. CCAP - Campus Capital Renewal and Modernization (0.0 FTEs)	\$ 26,160,000	\$ 26,160,000						
3. Engineering Technology (11.0 FTEs)	\$ 8,000,000	\$ 8,000,000						
4. Entrepreneurship Expansion and Workforce Innovation (40.0 FTEs)	\$ 10,500,000	\$ 10,500,000						
5. Nursing Workforce Initiative (19.0 FTEs)	\$ 8,500,000	\$ 8,500,000						
Texas A&M University System Administration								
1. Energy Proving Ground (12.0 FTEs)	\$ 200,000,000	\$ 200,000,000						
2. Easterwood Airport Runway (0.0 FTEs)	\$ 46,796,140	\$ 46,796,140						
3. Ballistic, Aero-Optics, & Materials Range Phase II Infrastructure (0.0 FTEs)	\$ 31,300,000	\$ 31,300,000						

Article III - Higher Education General Academic Institutions Items Not Included in Bill as Introduced		Outstanding Items for Consideration				Tentative Workgroup Decisions			
		Items Not Included in SB 1 <u>2026-27 Biennial Total</u>		Pended Items <u>2026-27 Biennial Total</u>		Adopted <u>2026-27 Biennial Total</u>		Article XI <u>2026-27 Biennial Total</u>	
		GR & GR-Dedicated	All Funds	GR & GR-Dedicated	All Funds	GR & GR-Dedicated	All Funds	GR & GR-Dedicated	All Funds
4.	CCAP - Workforce Development Center - Fort Worth Debt Service (0.0 FTEs)	\$ 13,949,530	\$ 13,949,530						
	Quantum and Artificial Intelligence Chip Fabrication. TAMU System requests UB authority for the quantum and AI chip fabrication funding authorized in SB 30 to complete and operate the program. Item is under consideration for supplemental bill.								
	HE Special Provisions, Section 4, Transfer Provisions. TAMU System requests to adjust language to allow for increased collaborations between TAMU System and the A&M System Agencies by allowing expanded transfer of funding authority.								
Texas A&M University									
1.	Restore Institutional Enhancement (196.7 FTEs)	\$ 52,250,000	\$ 52,250,000						
2.	Meeting the State's Demand for a Texas A&M University STEM Degree (130.0 FTEs)	\$ 45,000,000	\$ 45,000,000						
3.	CCAP - Debt Service on Capital Needs Request for TAMU Educational & Academic Classroom Hall (TEACH) (0.0 FTEs)	\$ 22,563,364	\$ 22,563,364						
Texas A&M University at Galveston									
1.	Maritime Academy Workforce Development (40.0 FTEs)	\$ 16,000,000	\$ 16,000,000						
2.	Restore Institutional Enhancement (0.0 FTEs)	\$ 2,991,112	\$ 2,991,112						
3.	CCAP - Debt Service for Immersive and Simulation Learning Environment Building (0.0 FTEs)	\$ 13,077,684	\$ 13,077,684						
	Maritime Infrastructure Project Unexpended Balances. TAMU Galveston requests UB authority for the dock infrastructure project authorized in the 87th and 88th Legislative Supplemental bills to complete construction of the project. Item is under consideration for supplemental bill.								
Prairie View A&M University									
1.	Restore Institutional Enhancement (105.0 FTEs)	\$ 14,037,884	\$ 14,037,884						
2.	Strengthening the Research Enterprise (40.0 FTEs)	\$ 10,000,000	\$ 10,000,000						

Article III - Higher Education General Academic Institutions Items Not Included in Bill as Introduced		Outstanding Items for Consideration				Tentative Workgroup Decisions			
		Items Not Included in SB 1 <u>2026-27 Biennial Total</u>		Pended Items <u>2026-27 Biennial Total</u>		Adopted <u>2026-27 Biennial Total</u>		Article XI <u>2026-27 Biennial Total</u>	
		GR & GR-Dedicated	All Funds	GR & GR-Dedicated	All Funds	GR & GR-Dedicated	All Funds	GR & GR-Dedicated	All Funds
3.	Public and Allied Health (24.0 FTEs)	\$ 5,000,000	\$ 5,000,000						
4.	Juvenile Crime Prevention Center Expansion (2.5 FTEs)	\$ 1,000,000	\$ 1,000,000						
5.	CCAP - School of Public and Allied Health Complex Debt Service (0.0 FTEs)	\$ 22,667,986	\$ 22,667,986						
	Juvenile Crime Prevention Center. PVAMU requests additional GR-D authority to support the Texas Center for the Study and Prevention of Juvenile Crime and Delinquency.								
Tarleton State University									
1.	College of Osteopathic Medicine (71.0 FTEs)	\$ 25,000,000	\$ 25,000,000						
2.	Restore Institutional Enhancement (0.0 FTEs)	\$ 3,628,408	\$ 3,628,408						
3.	CCAP - Agriculture and Natural Resources Building Debt Service (0.0 FTEs)	\$ 17,436,912	\$ 17,436,912						
4.	CCAP - STEM Debt Service (0.0 FTEs)	\$ 17,436,912	\$ 17,436,912						
Texas A&M University - Central Texas									
1.	Military Talent Pipeline (12.0 FTEs)	\$ 4,500,000	\$ 4,500,000						
2.	Restore Institutional Enhancement (6.0 FTEs)	\$ 1,406,096	\$ 1,406,096						
3.	CCAP - Student Success Building Debt Service (0.0 FTEs)	\$ 11,333,994	\$ 11,333,994						
Texas A&M University - Corpus Christi									
1.	Restore Institutional Enhancement (113.8 FTEs)	\$ 10,162,654	\$ 10,162,654						
2.	Addressing Critical Statewide Challenges in Nursing and Mental (0.0 FTEs)	\$ 8,000,000	\$ 8,000,000						
3.	Texas Resilience and Innovation for Ports (16.0 FTEs)	\$ 5,000,000	\$ 5,000,000						
4.	CCAP - Student Success & Classroom Space (0.0 FTEs)	\$ 11,333,994	\$ 11,333,994						
Texas A&M University - Kingsville									
1.	Restore Institutional Enhancement (79.5 FTEs)	\$ 20,022,148	\$ 20,022,148						
2.	Rural Nursing & Health Professions Programs (17.0 FTEs)	\$ 10,000,000	\$ 10,000,000						
3.	CCAP - Debt Service for Science, Technology, & Engineering Building (0.0 FTEs)	\$ 15,693,222	\$ 15,693,222						
Texas A&M University - San Antonio									
1.	Restore Institutional Enhancement (28.5 FTEs)	\$ 6,019,276	\$ 6,019,276						

Article III - Higher Education General Academic Institutions Items Not Included in Bill as Introduced	Outstanding Items for Consideration				Tentative Workgroup Decisions			
	Items Not Included in SB 1 <u>2026-27 Biennial Total</u>		Pended Items <u>2026-27 Biennial Total</u>		Adopted <u>2026-27 Biennial Total</u>		Article XI <u>2026-27 Biennial Total</u>	
	GR & GR-Dedicated	All Funds	GR & GR-Dedicated	All Funds	GR & GR-Dedicated	All Funds	GR & GR-Dedicated	All Funds
2. Future-Proofing the Talent Pipeline for a Greater South Texas (27.0 FTEs)	\$ 10,000,000	\$ 10,000,000						
3. CCAP - Engineering Building Debt Service (0.0 FTEs)	\$ 11,333,994	\$ 11,333,994						
Texas A&M International University								
1. Restore Institutional Enhancement (59.0 FTEs)	\$ 8,055,608	\$ 8,055,608						
2. Civil Engineering and Computer Science: Addressing Texas' Transportation Infrastructure (11.0 FTEs)	\$ 6,000,000	\$ 6,000,000						
3. CCAP - Nursing Research Simulation and Education (NURSE Center) (0.0 FTEs)	\$ 16,347,106	\$ 16,347,106						
West Texas A&M University								
1. Behavioral Health Workforce Initiative (39.0 FTEs)	\$ 8,000,000	\$ 8,000,000						
2. Restore Institutional Enhancement (30.0 FTEs)	\$ 4,406,636	\$ 4,406,636						
3. CCAP - Debt Service for Multi-disciplinary Research Building (0.0 FTEs)	\$ 12,554,578	\$ 12,554,578						
4. West Texas Water Resilience Center (18.0 FTEs)	\$ 4,000,000	\$ 4,000,000						
East Texas A&M University								
1. Competency-Based Education Expansion to Build a Strong Texas Workforce (20.0 FTEs)	\$ 5,000,000	\$ 5,000,000						
2. Restore Institutional Enhancement (27.0 FTEs)	\$ 3,242,326	\$ 3,242,326						
3. CCAP - Agricultural Multipurpose Education & Training Center - Phase II & Ted and Donna Lyon Center for Gamebird Research - Phase II (0.0 FTEs)	\$ 13,775,162	\$ 13,775,162						
Texas A&M University - Texarkana								
1. Restore Institutional Enhancement (50.7 FTEs)	\$ 8,892,192	\$ 8,892,192						
2. East Texas Rural Healthcare Initiative (27.0 FTEs)	\$ 5,996,368	\$ 5,996,368						
3. CCAP - Nursing and Health Professions Building Debt Service (0.0 FTEs)	\$ 13,949,530	\$ 13,949,530						
University of Houston System Administration								
1. Katy Academic Expansion (20.0 FTEs)	\$ 8,000,000	\$ 8,000,000						
2. CCAP - Katy Academic Expansion #2 (0.0 FTEs)	\$ 28,770,904	\$ 28,770,904						

Article III - Higher Education General Academic Institutions Items Not Included in Bill as Introduced	Outstanding Items for Consideration				Tentative Workgroup Decisions			
	Items Not Included in SB 1 <u>2026-27 Biennial Total</u>		Pended Items <u>2026-27 Biennial Total</u>		Adopted <u>2026-27 Biennial Total</u>		Article XI <u>2026-27 Biennial Total</u>	
	GR & GR-Dedicated	All Funds	GR & GR-Dedicated	All Funds	GR & GR-Dedicated	All Funds	GR & GR-Dedicated	All Funds
Rider Revision: Teacher Preparation Program. UH System requests additional language to be added to the rider to reflect the program expansion to include additional participating school districts in the area.								
University of Houston								
1. Restoration of Institutional Enhancement (0.0 FTEs)	\$ 49,995,288	\$ 49,995,288						
2. Doctor of Optometry (O.D.) HRI Funding Request (187.8 FTEs)	\$ 75,147,494	\$ 75,147,494						
3. Perioperative Nursing Center of Excellence, Training, and Education (0.0 FTEs)	\$ 15,000,000	\$ 15,000,000						
4. CCAP - Doctor of Optometry Building (0.0 FTEs)	\$ 30,514,596	\$ 30,514,596						
5. CCAP - Sugar Land Nursing Building and Utility Plant (0.0 FTEs)	\$ 20,924,294	\$ 20,924,294						
6. Small Business Development Center (CBDC) (21.0 FTEs)	\$ 2,312,126	\$ 2,312,126						
University of Houston - Clear Lake								
1. Restoration of Institutional Enhancement (0.0 FTEs)	\$ 9,580,926	\$ 9,580,926						
2. CCAP - STEM and Classroom Building Phase II (0.0 FTEs)	\$ 23,741,716	\$ 23,741,716						
3. Center for Autism and Developmental Disabilities (9.0 FTEs)	\$ 1,000,000	\$ 1,000,000						
University of Houston - Downtown								
1. Restoration of Institutional Enhancement (19.0 FTEs)	\$ 3,050,528	\$ 3,050,528						
2. Center for Crime, Urban Research, and Education (4.0 FTEs)	\$ 2,519,000	\$ 2,519,000						
3. CCAP - Police and Emergency Operations Center (0.0 FTEs)	\$ 17,785,650	\$ 17,785,650						
University of Houston - Victoria								
1. Restoration of Institutional Enhancement (0.0 FTEs)	\$ 5,034,072	\$ 5,034,072						
2. Sustainability Funding (6.0 FTEs)	\$ 22,741,649	\$ 22,741,649						
3. Small Business Development Center (CBDC) (0.0 FTEs)	\$ 609,248	\$ 609,248						
4. CCAP - Classroom & Office Updates, Aviation Academic Building, and Land Acquisitions (0.0 FTEs)	\$ 61,700,000	\$ 61,700,000						

Article III - Higher Education General Academic Institutions Items Not Included in Bill as Introduced	Outstanding Items for Consideration				Tentative Workgroup Decisions			
	Items Not Included in SB 1 <u>2026-27 Biennial Total</u>		Pended Items <u>2026-27 Biennial Total</u>		Adopted <u>2026-27 Biennial Total</u>		Article XI <u>2026-27 Biennial Total</u>	
	GR & GR-Dedicated	All Funds	GR & GR-Dedicated	All Funds	GR & GR-Dedicated	All Funds	GR & GR-Dedicated	All Funds
University of North Texas System Administration								
1. Better Together (2.0 FTEs)	\$ 5,000,000	\$ 5,000,000						
University of North Texas								
1. Texas Talent Pipeline (100.0 FTEs)	\$ 50,000,000	\$ 50,000,000						
2. Center for Integrated Intelligent Mobility Systems (14.0 FTEs)	\$ 10,000,000	\$ 10,000,000						
3. Institutional Enhancement (0.0 FTEs)	\$ 3,756,654	\$ 3,756,654						
4. CCAP - Renovation Modernization (0.0 FTEs)	\$ 42,720,600	\$ 42,720,600						
5. CCAP - Project-Based Learning and Technology Building (0.0 FTEs)	\$ 15,693,400	\$ 15,693,400						
University of North Texas at Dallas								
1. Classroom to Career (29.0 FTEs)	\$ 10,000,000	\$ 10,000,000						
2. Future Focused Credentials (7.0 FTEs)	\$ 2,500,000	\$ 2,500,000						
3. Institutional Enhancement (0.0 FTEs)	\$ 666,512	\$ 666,512						
4. CCAP - Business Building (0.0 FTEs)	\$ 21,796,200	\$ 21,796,200						
Texas Southern University								
1. CCAP - Critical Electrical Systems: Health and Safety (0.0 FTEs)	\$ 1,008,298	\$ 1,008,298						
2. CCAP - Campus-Wide MEP Systems Upgrade Health & Safety (0.0 FTEs)	\$ 3,076,933	\$ 3,076,933						
3. Tiger Fleet Modernization (0.0 FTEs)	\$ 666,512	\$ 666,512						
4. CCAP - Thurgood Marshall School of Law Edifice Reformation (0.0 FTEs)	\$ 7,806,713	\$ 7,806,713						
5. Tiger Success Unlimited ("TSU") Texas Educator Excellence (50.0 FTEs)	\$ 6,644,000	\$ 6,644,000						
6. AI-Driven Excellence: Transforming Student Success from Recruitment to Graduation (13.0 FTEs)	\$ 6,567,780	\$ 6,567,780						
7. TSU Center for Nursing Education, Research, and Maternal-Infant Health (ONLINE) (21.0 FTEs)	\$ 5,717,844	\$ 5,717,844						
8. PharmD Satellite Campuses (6.0 FTEs)	\$ 9,074,100	\$ 9,074,100						
9. CCAP - Active Learning Environments (0.0 FTEs)	\$ 1,235,978	\$ 1,235,978						

Article III - Higher Education General Academic Institutions Items Not Included in Bill as Introduced		Outstanding Items for Consideration				Tentative Workgroup Decisions			
		Items Not Included in SB 1 <u>2026-27 Biennial Total</u>		Pended Items <u>2026-27 Biennial Total</u>		Adopted <u>2026-27 Biennial Total</u>		Article XI <u>2026-27 Biennial Total</u>	
		GR & GR-Dedicated	All Funds	GR & GR-Dedicated	All Funds	GR & GR-Dedicated	All Funds	GR & GR-Dedicated	All Funds
10.	Aerospace Engineering (Drone/Rocket) (19.0 FTEs)	\$ 3,161,100	\$ 3,161,100						
11.	CCAP - Aerospace Engineering Institute Complex (0.0 FTEs)	\$ 4,683,704	\$ 4,683,704						
12.	CCAP - Aerospace Engineering Complex Furniture, Furnishings, and Equipment (FFE) (0.0 FTEs)	\$ 46,882	\$ 46,882						
13.	CCAP - Research Drone Netting Facility (0.0 FTEs)	\$ 130,103	\$ 130,103						
14.	Tiger Online Learning Expansion (19.0 FTEs)	\$ 4,350,000	\$ 4,350,000						
Texas Tech University System Administration									
1.	General Revenue Growth and Inflation Adjustment for System Office Operations (33.9 FTEs)	\$ 5,136,800	\$ 5,136,800						
2.	CCAP - One Health Innovation Building (0.0 FTEs)	\$ 21,796,140	\$ 21,796,140						
Texas Tech University									
1.	Restoration of Institutional Enhancement (91.6 FTEs)	\$ 50,004,890	\$ 50,004,890						
2.	Institute for One Health Innovation (20.0 FTEs)	\$ 20,000,000	\$ 20,000,000						
3.	Strategic Enrollment (30.0 FTEs)	\$ 5,000,000	\$ 5,000,000						
4.	West Texas Ag and Urban Water Sustainability Initiative (30.0 FTEs)	\$ 6,000,000	\$ 6,000,000						
5.	Small Business Development Center (CBDC) (8.0 FTEs)	\$ 1,026,090	\$ 1,026,090						
6.	CCAP - Six Different Colleges, Schools, and Departments (0.0 FTEs)	\$ 12,205,838	\$ 12,205,838						
	Revision: Rider 3, Veterinary Medicine. Texas Tech University requests to update the rider to reflect allowable uses of funds appropriated in Strategy C.1.2., Veterinary Medicine, to reflect the progress in successfully initiating programmatic delivery and focusing on completing final stages necessary for accreditation.								
Angelo State University									
1.	Restoration of Institutional Enhancement (59.6 FTEs)	\$ 11,343,946	\$ 11,343,946						
2.	Center of Excellence for Artificial Intelligence (18.0 FTEs)	\$ 14,140,000	\$ 14,140,000						
3.	Student Achievement and Support 2.0 (17.0 FTEs)	\$ 6,770,000	\$ 6,770,000						
4.	CCAP - Innovation HUB (0.0 FTEs)	\$ 8,788,204	\$ 8,788,204						
Midwestern State University									
1.	Restoration of Institutional Enhancement (30.0 FTEs)	\$ 3,452,906	\$ 3,452,906						

Article III - Higher Education General Academic Institutions Items Not Included in Bill as Introduced		Outstanding Items for Consideration				Tentative Workgroup Decisions			
		Items Not Included in SB 1 <u>2026-27 Biennial Total</u>		Pended Items <u>2026-27 Biennial Total</u>		Adopted <u>2026-27 Biennial Total</u>		Article XI <u>2026-27 Biennial Total</u>	
		GR & GR-Dedicated	All Funds	GR & GR-Dedicated	All Funds	GR & GR-Dedicated	All Funds	GR & GR-Dedicated	All Funds
2.	Student Success and Military Education Support Center (25.0	\$ 5,679,678	\$ 5,679,678						
3.	CCAP - Infrastructure Upgrades, Code Compliance Measures, and Repairs Across Multiple Campus Buildings (0.0 FTEs)	\$ 11,769,916	\$ 11,769,916						
4.	Small Business Development Center (CBDC) (0.0 FTEs)	\$ 112,028	\$ 112,028						
Texas Woman's University System									
1.	No Requests.								
Texas Woman's University									
1.	Restoration of Institutional Enhancement (60.0 FTEs)	\$ 9,415,410	\$ 9,415,410						
2.	FAA Center for Excellence (7.5 FTEs)	\$ 2,000,000	\$ 2,000,000						
3.	Institutional Transformation Additional Funding (19.0 FTEs)	\$ 3,000,000	\$ 3,000,000						
4.	Frontiers "Bridge" Program for Foster Youth Entering Higher Education Additional Funding (17.0 FTEs)	\$ 3,200,000	\$ 3,200,000						
5.	Center for Research on Women's Health Additional Funding (5.0 FTEs)	\$ 919,764	\$ 919,764						
6.	Center for Rural Health (0.0 FTEs)	\$ 4,850,000	\$ 4,850,000						
7.	CCAP - Business Building (0.0 FTEs)	\$ 11,979,625	\$ 11,979,625						
Texas State University System Administration									
1.	Texas State University System Tuition Promise Plan (0.0 FTEs)	\$ 30,000,000	\$ 30,000,000						
Lamar University									
1.	Restoration of Institutional Enhancement (130.0 FTEs)	\$ 25,820,568	\$ 25,820,568						
2.	Nurses & Allied Health Programs (31.0 FTEs)	\$ 15,000,000	\$ 15,000,000						
3.	Entrepreneurship, Innovation, & Economic Development (25.0	\$ 10,000,000	\$ 10,000,000						
4.	Nursing & Allied Health Renovation (0.0 FTEs)	\$ 20,000,000	\$ 20,000,000						
5.	Mary & John Gray Library Renovation (0.0 FTEs)	\$ 22,600,000	\$ 22,600,000						
6.	CCAP - Campus Modernization & Renovation (0.0 FTEs)	\$ 12,210,000	\$ 12,210,000						
Sam Houston State University									
1.	SHSU - Polytechnic College Workforce Development (46.0	\$ 10,000,000	\$ 10,000,000						
2.	SHSU School of Nursing Expansion (42.5 FTEs)	\$ 24,000,000	\$ 24,000,000						
3.	Institutional Enhancement Restoration (25.0 FTEs)	\$ 3,329,220	\$ 3,329,220						
4.	Center for Intelligence and Crime Analysis (CICA) and Cyber Forensics and Intelligence Center (CFIC) (17.0 FTEs)	\$ 5,000,000	\$ 5,000,000						
5.	CCAP - Science and Engineering Technology Complex (0.0	\$ 16,000,000	\$ 16,000,000						

Article III - Higher Education General Academic Institutions Items Not Included in Bill as Introduced	Outstanding Items for Consideration				Tentative Workgroup Decisions			
	Items Not Included in SB 1 <u>2026-27 Biennial Total</u>		Pended Items <u>2026-27 Biennial Total</u>		Adopted <u>2026-27 Biennial Total</u>		Article XI <u>2026-27 Biennial Total</u>	
	GR & GR-Dedicated	All Funds	GR & GR-Dedicated	All Funds	GR & GR-Dedicated	All Funds	GR & GR-Dedicated	All Funds
Texas State University								
1. Texas State University Equity Funding (282.0 FTEs)	\$ 50,000,000	\$ 50,000,000						
2. Round Rock Higher Education (21.0 FTEs)	\$ 5,000,000	\$ 5,000,000						
3. Institutional Enhancement Restoration (20.4 FTEs)	\$ 2,635,034	\$ 2,635,034						
4. Student Success Center (13.0 FTEs)	\$ 4,000,000	\$ 4,000,000						
5. STEM Pedestrian Overpass (0.0 FTEs)	\$ 3,000,000	\$ 3,000,000						
6. Texas School Safety Center (6.0 FTEs) Senate Bill 1 includes \$1.4 million for this item.	\$ 1,439,400	\$ 1,439,400						
7. ALERRT Center (0.4 FTEs) Senate Bill 1 includes \$1.4 million for this item and remaining funding is assumed in the supplemental.	\$ 26,360,000	\$ 26,360,000						
8. CCAP - New Chemistry Building on San Marcos Campus and new Multi-purpose Building on the Round Rock Campus (0.0 FTEs)	\$ 29,650,000	\$ 29,650,000						
Sul Ross State University								
1. Institutional Enhancement Restoration (95.0 FTEs)	\$ 6,965,782	\$ 6,965,782						
2. Borderlands Research Institute (20.0 FTEs) Senate Bill 1 includes \$8.0 million for this item.	\$ 8,000,000	\$ 8,000,000						
3. Academic Program Development (59.0 FTEs)	\$ 10,000,000	\$ 10,000,000						
4. West Texas Water Research Center (6.0 FTEs)	\$ 2,000,000	\$ 2,000,000						
5. CCAP - Agriculture, Life, and Physical Sciences Expansion (0.0 FTEs)	\$ 12,210,000	\$ 12,210,000						
Sul Ross State University Rio Grande College								
1. Institutional Enhancement Restoration (24.0 FTEs)	\$ 3,210,766	\$ 3,210,766						
2. Academic Program Development Support (59.0 FTEs)	\$ 10,000,000	\$ 10,000,000						
3. CCAP - Academic Building (0.0 FTEs)	\$ 12,210,000	\$ 12,210,000						
Lamar Institute of Technology								
1. Technical Program Support (6.0 FTEs)	\$ 1,500,000	\$ 1,500,000						
2. Public Service and Safety Center (0.0 FTEs)	\$ 10,000,000	\$ 10,000,000						
3. CCAP - Student Success and Academic Center (0.0 FTEs)	\$ 8,597,172	\$ 8,597,172						
Lamar State College - Orange								

Article III - Higher Education General Academic Institutions Items Not Included in Bill as Introduced	Outstanding Items for Consideration				Tentative Workgroup Decisions			
	Items Not Included in SB 1 <u>2026-27 Biennial Total</u>		Pended Items <u>2026-27 Biennial Total</u>		Adopted <u>2026-27 Biennial Total</u>		Article XI <u>2026-27 Biennial Total</u>	
	GR & GR-Dedicated	All Funds	GR & GR-Dedicated	All Funds	GR & GR-Dedicated	All Funds	GR & GR-Dedicated	All Funds
1. Industrial Training Academy Building (0.0 FTEs)	\$ 10,000,000	\$ 10,000,000						
2. Technical Program Support (3.0 FTEs)	\$ 1,500,000	\$ 1,500,000						
3. CCAP - Technical Arts Training Center (0.0 FTEs)	\$ 8,597,172	\$ 8,597,172						
Lamar State College - Port Arthur								
1. Technical Program Expansion (3.0 FTEs)	\$ 1,500,000	\$ 1,500,000						
2. Technical Program Building (0.0 FTEs)	\$ 13,000,000	\$ 13,000,000						
3. Madison Monroe Educational Building (0.0 FTEs)	\$ 13,000,000	\$ 13,000,000						
4. CCAP - Academic Building (0.0 FTEs)	\$ 8,597,172	\$ 8,597,172						
Texas State Technical College System Administration								
1. Startup-Funding Comal/Guadalupe County (32.0 FTEs)	\$ 19,387,928	\$ 19,387,928						
2. Startup-Funding Denton County (3.0 FTEs)	\$ 900,000	\$ 900,000						
3. CCAP - New Campus Comal/Guadalupe County (0.0 FTEs)	\$ 26,266,650	\$ 26,266,650						
4. CCAP - New Campus Denton County (0.0 FTEs)	\$ 26,266,650	\$ 26,266,650						
5. Statewide CDL Program Expansion (1.0 FTE)	\$ 7,693,260	\$ 7,693,260						
Texas State Technical College - Harlingen								
1. CDL Program Expansion (7.0 FTEs)	\$ 11,545,390	\$ 11,545,390						
Texas State Technical College - West Texas								
1. CDL Program Expansion (6.0 FTEs)	\$ 12,083,390	\$ 12,083,390						
Texas State Technical College - Marshall								
1. CDL Program Expansion (5.0 FTEs)	\$ 11,772,090	\$ 11,772,090						
Texas State Technical College - Waco								
1. CDL Program Expansion (8.0 FTEs)	\$ 12,847,574	\$ 12,847,574						
Texas State Technical College - North Texas								
1. CCAP - North Texas Expansion - Buildings (0.0 FTEs)	\$ 26,266,650	\$ 26,266,650						
2. CDL Program Expansion (4.0 FTEs)	\$ 10,131,422	\$ 10,131,422						
Texas State Technical College - Fort Bend								
1. CDL Program Expansion (5.0 FTEs)	\$ 10,561,927	\$ 10,561,927						
Texas State Technical College - East Williamson County								
1. Institutional Enhancement Restoration (4.0 FTEs)	\$ 750,000	\$ 750,000						
Workgroup Revisions and Additions:								
1 None.								
Total, Outstanding Items / Tentative Decisions	\$ 3,039,442,664	\$ 3,039,442,664	\$ -	\$ -	\$ -	\$ -	\$ -	\$ -

Article III - Higher Education General Academic Institutions Items Not Included in Bill as Introduced	Outstanding Items for Consideration				Tentative Workgroup Decisions			
	Items Not Included in SB 1 <u>2026-27 Biennial Total</u>		Pended Items <u>2026-27 Biennial Total</u>		Adopted <u>2026-27 Biennial Total</u>		Article XI <u>2026-27 Biennial Total</u>	
	GR & GR- Dedicated	All Funds	GR & GR- Dedicated	All Funds	GR & GR- Dedicated	All Funds	GR & GR- Dedicated	All Funds
Total, Full-time Equivalents / Tentative Decisions	4,154.1	4,222.7	-	-	-	-	-	-

Article III - Higher Education Health-Related Institutions Items Not Included in Bill as Introduced	Outstanding Items for Consideration				Tentative Workgroup Decisions			
	Items Not Included in SB 1 <u>2026-27 Biennial Total</u>		Pended Items <u>2026-27 Biennial Total</u>		Adopted <u>2026-27 Biennial Total</u>		Article XI <u>2026-27 Biennial Total</u>	
	GR & GR-Dedicated	All Funds	GR & GR-Dedicated	All Funds	GR & GR-Dedicated	All Funds	GR & GR-Dedicated	All Funds
Formula Funding:								
1. Instruction and Operations Support (I&O) Formula: Senate Bill 1 includes \$1,556.5 million in All Funds for the 2026-27 biennium (General Revenue: \$1,451.0 million; General Revenue-Dedicated: \$105.4 million), and provides for a rate of \$9,689 per weighted full-time student equivalent (FTSE). I&O formula maintains rate from 2024-25 biennium and represents an increase of \$107.5 million in General Revenue.	\$ -	\$ -						
a. Public HRI I&O Formula funding includes \$1,360.1 million in General Revenue Funds, which is an increase of \$93.3 million.	\$ -	\$ -						
b. Undergraduate Medical Education funding for Baylor College of Medicine includes \$91.0 million, which is an increase of \$14.3 million for the 2026-27 biennium, appropriated through the Texas Higher Education Coordinating Board's bill pattern.	\$ -	\$ -						
2. Infrastructure Support Formula: Senate Bill 1 includes \$328.3 million in All Funds for the 2026-27 biennium (General Revenue: \$303.8 million; General Revenue-Dedicated: \$24.5 million), and provides for a rate of \$6.14 per predicted square foot. Infrastructure formula maintains rate from 2024-25 biennium and represents an increase of \$9.6 million in General Revenue.	\$ -	\$ -						
3. Graduate Medical Education (GME) Formula. Senate Bill 1 includes \$122.3 million in General Revenue for the 2026-27 biennium, and provides a rate of \$5,970 per medical resident in an accredited residency program. GME Formula maintains the rate from the 2024-25 biennium and represents an increase of \$6.1 million across public HRIs and BCOM.	\$ -	\$ -						

Article III - Higher Education Health-Related Institutions Items Not Included in Bill as Introduced	Outstanding Items for Consideration				Tentative Workgroup Decisions			
	Items Not Included in SB 1 <u>2026-27 Biennial Total</u>		Pended Items <u>2026-27 Biennial Total</u>		Adopted <u>2026-27 Biennial Total</u>		Article XI <u>2026-27 Biennial Total</u>	
	GR & GR-Dedicated	All Funds	GR & GR-Dedicated	All Funds	GR & GR-Dedicated	All Funds	GR & GR-Dedicated	All Funds
a. Public HRI GME Formula funding includes \$98.3 million in General Revenue for the 2026-27 biennium, and provides a rate of \$5,970 per medical resident in an accredited residency program.	\$ -	\$ -						
b. An additional \$24.0 million is provided through the GME Formula to Baylor College Medicine within the Higher Education Coordinating Board's bill pattern.	\$ -	\$ -						
4. Research Enhancement Formula. Senate Bill 1 includes \$111.4 million in General Revenue for the 2026-27 biennium, and provides for base funding \$1.4 million per year plus 1.17 percent of the institution's research expenditures. Research Enhancement Formula maintains rates from the 2024-25 biennium and represents an increase of \$6.3 million.	\$ -	\$ -						
5. Clinical Operations Mission Specific Formulas - Cancer Center Operations Formula (UT MD Anderson Cancer Center), Chest Disease Center Operations Formula (UTHSC Tyler), Health Systems Operations Formula (UTMB), and Border Health Operations Formula (TTUHSC El Paso): Senate Bill 1 includes \$756.4 million in All Funds for the four Clinical Operations Mission Specific Formulas, which is an increase of \$25.1 million for the 2026-27 biennium.	\$ -	\$ -						
a. Sam Houston State University College of Osteopathic Medicine requests the creation of a Clinical Operations Mission Specific Formula that would provide \$150 per patient visit to the institution's Physician's Clinic and visits conducted by residents placed through the institution's residency consortium.	\$ 35,000,000	\$ 35,000,000						

Article III - Higher Education Health-Related Institutions Items Not Included in Bill as Introduced	Outstanding Items for Consideration				Tentative Workgroup Decisions			
	Items Not Included in SB 1 <u>2026-27 Biennial Total</u>		Pended Items <u>2026-27 Biennial Total</u>		Adopted <u>2026-27 Biennial Total</u>		Article XI <u>2026-27 Biennial Total</u>	
	GR & GR-Dedicated	All Funds	GR & GR-Dedicated	All Funds	GR & GR-Dedicated	All Funds	GR & GR-Dedicated	All Funds
b. The University of Texas at Austin Dell Medical School requests the creation of a hybrid mission specific formula that combines both clinical operations and performance based research operations. At the requested rates, the formula would provide for \$29.4 million via the clinical operations component and \$7.8 million via the research component.	\$ 37,200,000	\$ 37,200,000						
6. Performance Based Research Operations Mission Specific Formulas (UTSW, UTHSC Houston, UTHSC San Antonio, TAMUHSC, UNTHSC, and TTUHSC): Senate Bill 1 includes \$391.1 million, which represents an increase of \$63.1 million in General Revenue for the 2026-27 biennium. Formulas maintain formula methodologies and adjust rates from the previous biennium to align with research expenditure performance.	\$ -	\$ -						
a. TTUHSC request modifications be made to their PBRO formula to allow for the inclusion of federal and private public service expenditures in the formula calculation alongside research expenditures. The request also includes the reallocation of \$15.3 million in non-formula support and an additional appropriation of \$18.0 million in General Revenue to increase the formula's base.	\$ 20,692,645	\$ 20,692,645						
<u>Other Budget Recommendations</u>								
1. Dental Clinical Education: Senate Bill 1 contains \$24.0 million in General Revenue for Dental Clinical Education at four HRIs. The bill also includes Special Provisions, Section 27.19, which exhibits the legislature's intent to distribute funding for the operation of dental clinics through a formula in future biennia and provides a formula methodology.	\$ -	\$ -						

Article III - Higher Education Health-Related Institutions Items Not Included in Bill as Introduced	Outstanding Items for Consideration				Tentative Workgroup Decisions			
	Items Not Included in SB 1 <u>2026-27 Biennial Total</u>		Pended Items <u>2026-27 Biennial Total</u>		Adopted <u>2026-27 Biennial Total</u>		Article XI <u>2026-27 Biennial Total</u>	
	GR & GR-Dedicated	All Funds	GR & GR-Dedicated	All Funds	GR & GR-Dedicated	All Funds	GR & GR-Dedicated	All Funds
Agency Requests:								
Note: FTE requests included below are based on the updated exceptional item requests submitted by each institution to the LBB. In SB 1 as Introduced, the FTE cap for each institution was set at the FY 2024 actual levels adjusted by 1.0 FTE for every \$250,000 increase/decrease of General Revenue and formula GR-D 770, less CCAP debt service GR, included in SB 1 compared to the 2024-25 biennium.								
The University of Texas Southwestern Medical Center								
1. Cell and Gene Therapy Center (41.0 FTEs)	\$ 18,000,000	\$ 18,000,000						
2. Capital Construction Assistance Project - Deferred Maintenance & Resiliency	\$ 26,160,000	\$ 26,160,000						
The University of Texas Medical Branch at Galveston								
1. Kidney Cardiovascular Care Initiative (4.0 FTEs)	\$ 6,000,000	\$ 6,000,000						
2. Aging & Technology Initiative (4.0 FTEs)	\$ 5,000,000	\$ 5,000,000						
3. Capital Construction Assistance Project -Central Utility Plants & Water Conservation	\$ 26,160,000	\$ 26,160,000						
The University of Texas Health Science Center at Houston								
1. UTHealth Houston School of Behavioral Sciences (25.0 FTEs)	\$ 21,000,000	\$ 21,000,000						
2. Texas All Payor Claims Database (28.0 FTEs)	\$ 9,000,000	\$ 9,000,000						
3. Texas Epidemic Public Health Institute (38.0 FTEs)	\$ 20,000,000	\$ 20,000,000						
4. Capital Construction Assistance Project - Education, Research, & Innovation Core Building	\$ 17,440,000	\$ 17,440,000						
The University of Texas Health Science Center at San Antonio								
1. University of Texas School of Public Health San Antonio (67.0 FTEs)	\$ 20,000,000	\$ 20,000,000						
2. Capital Construction Assistance Project - Campus Renewal & Health and Life Safety Revitalization	\$ 26,160,000	\$ 26,160,000						
3. Opioid Abuse Prevention (3.0 FTEs)	\$ 18,735,964	\$ 18,735,964						
The University of Texas Rio Grande Valley School of Medicine								
1. Limb Preservation Program (25.0 FTEs)	\$ 5,000,000	\$ 5,000,000						

Article III - Higher Education Health-Related Institutions Items Not Included in Bill as Introduced	Outstanding Items for Consideration				Tentative Workgroup Decisions			
	Items Not Included in SB 1 <u>2026-27 Biennial Total</u>		Pended Items <u>2026-27 Biennial Total</u>		Adopted <u>2026-27 Biennial Total</u>		Article XI <u>2026-27 Biennial Total</u>	
	GR & GR-Dedicated	All Funds	GR & GR-Dedicated	All Funds	GR & GR-Dedicated	All Funds	GR & GR-Dedicated	All Funds
2. Cancer Immunology Center (17.1 FTEs)	\$ 5,000,000	\$ 5,000,000						
3. Capital Construction Assistance Project - Limb Preservation Center	\$ 4,010,000	\$ 4,010,000						
University of Texas M.D. Anderson Cancer Center								
1. Cell Therapy Institute (0.0 FTEs)	\$ 30,000,000	\$ 30,000,000						
2. Capital Construction Assistance Project - Biosciences Research Facility	\$ 17,440,000	\$ 17,440,000						
University of Texas Health Science Center at Tyler								
1. Comprehensive Clinical Rehabilitation Sciences Initiative (0.0 FTEs)	\$ 4,500,000	\$ 4,500,000						
2. Capital Construction Assistance Project - Facility Renovation & Modernization	\$ 12,210,000	\$ 12,210,000						
Texas A&M University System Health Science Center								
1. Texas A&M Health Rural Engagement Program Expansion (72.0 FTEs)	\$ 25,000,000	\$ 25,000,000						
2. Capital Construction Assistance Project - Health Professions Building	\$ 11,333,994	\$ 11,333,994						
3. Capital Construction Assistance Project - Interdisciplinary Research	\$ 26,155,368	\$ 26,155,368						
Modify Rider Article IX, Sec. 17.26 Research Facilities: TAMUHSC requests modifications be made to this rider to provide the institution with authority to carry forward unexpended balances into 2026-27, which is estimated to be \$0 by the institution.								
New Rider for a Feasibility Study of Insurance Acceptance at Dental Clinics: The requested rider would grant the institution the authority to conduct a study on the feasibility of accepting insurance at its dental clinics and to report the study's findings to the legislature by November 2026.								
University of North Texas Health Science Center								
1. Operation Enduring Brain Health (23.0 FTEs)	\$ 20,000,000	\$ 20,000,000						
2. Advancing Innovative Technologies (25.0 FTEs)	\$ 12,000,000	\$ 12,000,000						
3. Capital Construction Assistance Project - Academic & Research Building	\$ 26,155,400	\$ 26,155,400						
Texas Tech University Health Sciences Center								
1. Rural Cancer Center Collaborative (42.0 FTEs)	\$ 50,000,000	\$ 50,000,000						
2. Capital Construction Assistance Project - Construction & Renovation Projects	\$ 15,693,222	\$ 15,396,222						

Article III - Higher Education Health-Related Institutions Items Not Included in Bill as Introduced	Outstanding Items for Consideration				Tentative Workgroup Decisions			
	Items Not Included in SB 1 <u>2026-27 Biennial Total</u>		Pended Items <u>2026-27 Biennial Total</u>		Adopted <u>2026-27 Biennial Total</u>		Article XI <u>2026-27 Biennial Total</u>	
	GR & GR-Dedicated	All Funds	GR & GR-Dedicated	All Funds	GR & GR-Dedicated	All Funds	GR & GR-Dedicated	All Funds
Modify Rider Spec. Provisions, Section 27.17, Mission Specific Support - Performance Based Research Operations Formula: TTUHSC request modifications be made to the rider to allow for the inclusion of federal and private public service expenditures in the formula calculation alongside research expenditures.								
Texas Tech University Health Science Center El Paso								
1. Capital Construction Assistance Project - Oral Health Care Center	\$ 28,247,798	\$ 28,247,798						
2. Comprehensive Cancer Center	\$ 65,000,000	\$ 65,000,000						
3. Clinic Building	\$ 60,000,000	\$ 60,000,000						
University of Houston College of Medicine								
1. College of Medicine (101.3 FTEs)	\$ 30,000,000	\$ 30,000,000						
2. Doctor of Optometry HRI Formula Funding Request (187.8 FTEs)	\$ 75,147,494	\$ 75,147,494						
3. Capital Construction Assistance Project - Hospital Training Facility	\$ 34,910,000	\$ 34,910,000						
University of Texas Dell Medical School								
1. Texas HealthTech Immersive Learning Laboratory (10.0 FTEs)	\$ 40,000,000	\$ 40,000,000						
2. Capital Construction Assistance Project - Collaborative Pharmacological Facility	\$ 26,160,000	\$ 26,160,000						
Modify Rider Spec. Provisions, Section 13, Limitation of Nonresident Enrollment in Certain State-supported Professional Schools: UT Dell Medical school request the addition of an additional subsection to this rider that would provide the institution the ability to admit up to 25 competitively recruited nonresident medical students in each class for programs leading to a MD or PhD degree.								

Article III - Higher Education Health-Related Institutions Items Not Included in Bill as Introduced	Outstanding Items for Consideration				Tentative Workgroup Decisions			
	Items Not Included in SB 1 <u>2026-27 Biennial Total</u>		Pended Items <u>2026-27 Biennial Total</u>		Adopted <u>2026-27 Biennial Total</u>		Article XI <u>2026-27 Biennial Total</u>	
	GR & GR-Dedicated	All Funds	GR & GR-Dedicated	All Funds	GR & GR-Dedicated	All Funds	GR & GR-Dedicated	All Funds
New Rider for Mission Specific Support - The University of Texas Academic Medical Center: The proposed rider would create a mission specific formula that would provide additional funding to UT Dell Medical School through applying a per patient reimbursement rate to the number of patients served at a UT Health Austin clinic and a state match on research expenditures.								
Sam Houston State University College of Osteopathic Medicine								
1. Institutional Enhancement (85.0 FTEs)	\$ 35,000,000	\$ 35,000,000						
2. Capital Construction Assistance Project - Interprofessional Education	\$ 11,200,000	\$ 11,200,000						
New Rider for Mission Specific Support - Sam Houston Regional Education Consortium: The proposed rider would create a mission specific formula that would provide additional funding to SHSU-COM through applying a per patient rate to the number of patients served at the institution's Physician's Clinic and by residents placed through the Sam Houston Regional Education Consortium.								
Texas Higher Education Coordinating Board								
1. Texas Child Mental Health Care Consortium	\$ 98,802,370	\$ 98,802,370						
Workgroup Revisions and Additions:								
1. None.								
Total, Outstanding Items / Tentative Decisions	\$ 1,075,514,255	\$ 1,075,217,255	\$ -	\$ -	\$ -	\$ -	\$ -	\$ -
	FY 2026	FY 2027	FY 2026	FY 2027	FY 2026	FY 2027	FY 2026	FY 2027
Total, Full-time Equivalents / Tentative Decisions	589.4	610.4	0.0	0.0	0.0	0.0	0.0	0.0

Article III - Higher Education Public Community/Junior Colleges (704) Items Not Included in Bill as Introduced	Outstanding Items for Consideration				Tentative Workgroup Decisions			
	Items Not Included in SB 1 <u>2026-27 Biennial Total</u>		Pended Items <u>2026-27 Biennial Total</u>		Adopted <u>2026-27 Biennial Total</u>		Article XI <u>2026-27 Biennial Total</u>	
	GR & GR-Dedicated	All Funds	GR & GR-Dedicated	All Funds	GR & GR-Dedicated	All Funds	GR & GR-Dedicated	All Funds
Technical Adjustments:								
1. Update Riders 18, 19, and 27 to align strategy references.								
Formula Funding:								
1. Base Tier Formula. Senate Bill 1 maintains fiscal year 2025 formula rates and totals \$119.5 million in General Revenue.								
2. Performance Tier Formula. Senate Bill 1 maintains fiscal year 2025 formula rates and totals \$2,307.2 million in General Revenue.								
Agency Requests:								
1. Angelina College - Texas Community College Consortium service expansion	\$ 1,125,000	\$ 1,125,000						
2. Dallas County Community College - Small Business Development Center service expansion	\$ 1,053,914	\$ 1,053,914						
3. Dallas County Community College - STARLINK	\$ 287,664	\$ 287,664						
4. Hill College - Heritage Museum and Genealogy Center restoration to 2009-10 funding	\$ 100,000	\$ 100,000						
5. Houston Community College - construction of facility for multiple allied health and skilled trade programs	\$ 57,600,000	\$ 57,600,000						
6. Howard College - faculty pay, equipment for dental technician and welding programs, deferred maintenance	\$ 665,280	\$ 665,280						
7. Laredo Community College - equipment for development programs in plumbing technology, powerline technicians, court reporting, and forensic and investigative technologies	\$ 1,720,000	\$ 1,720,000						

Article III - Higher Education Public Community/Junior Colleges (704) Items Not Included in Bill as Introduced		Outstanding Items for Consideration				Tentative Workgroup Decisions			
		Items Not Included in SB 1 <u>2026-27 Biennial Total</u>		Pended Items <u>2026-27 Biennial Total</u>		Adopted <u>2026-27 Biennial Total</u>		Article XI <u>2026-27 Biennial Total</u>	
		GR & GR- Dedicated	All Funds	GR & GR- Dedicated	All Funds	GR & GR- Dedicated	All Funds	GR & GR- Dedicated	All Funds
8.	San Jacinto College - equipment for cybersecurity program	\$ 4,500,000	\$ 4,500,000						
9.	Temple Junior College - equipment for semiconductor and advanced manufacturing programs	\$ 8,200,000	\$ 8,200,000						
10.	Tyler Junior College - expansion of workforce/technology program campus	\$ 7,200,000	\$ 7,200,000						
11.	Tyler Junior College - funding to address deficiencies in campus safety and security	\$ 8,000,000	\$ 8,000,000						
12.	Tyler Junior College - construction and launch of facility for nursing/allied health programs	\$ 3,500,000	\$ 3,500,000						
13.	Wharton County Junior College - funding for facility renovation and salaries related to nursing/allied health programs	\$ 2,290,000	\$ 2,290,000						
Workgroup Revisions and Additions:									
1.	None.								
Total, Outstanding Items / Tentative Decisions		\$ 96,241,858	\$ 96,241,858	\$ -	\$ -	\$ -	\$ -	\$ -	\$ -
		FY 2026	FY 2027	FY 2026	FY 2027	FY 2026	FY 2027	FY 2026	FY 2027
Total, Full-time Equivalent / Tentative Decisions		0.0	0.0	0.0	0.0	0.0	0.0	0.0	0.0

Article III - Higher Education Texas A&M AgriLife Research (556) Items Not Included in Bill as Introduced	Outstanding Items for Consideration				Tentative Workgroup Decisions			
	Items Not Included in SB 1 <u>2026-27 Biennial Total</u>		Pended Items <u>2026-27 Biennial Total</u>		Adopted <u>2026-27 Biennial Total</u>		Article XI <u>2026-27 Biennial Total</u>	
	GR & GR-Dedicated	All Funds	GR & GR-Dedicated	All Funds	GR & GR-Dedicated	All Funds	GR & GR-Dedicated	All Funds
Agency Requests:								
1. Intelligent Agricultural Systems. Funding would be used to purchase advanced data analytics equipment to analyze remote sensing data from crop and livestock settings in real time.	\$ 26,000,000	\$ 26,000,000						
2. Amend Rider #8, Capital Expenditures for Increasing Research Capability, to update language to allow for the use of the funds on either minor construction updates or purchasing specialized equipment as needs may vary each biennium.								
Workgroup Revisions and Additions:								
1. None.								
Total, Outstanding Items / Tentative Decisions	\$ 26,000,000	\$ 26,000,000	\$ -	\$ -	\$ -	\$ -	\$ -	\$ -
	FY 2026	FY 2027	FY 2026	FY 2027	FY 2026	FY 2027	FY 2026	FY 2027
Total, Full-time Equivalents / Tentative Decisions	60.0	60.0	0.0	0.0	0.0	0.0	0.0	0.0

Article III - Higher Education Texas A&M AgriLife Extension Service (555) Items Not Included in Bill as Introduced	Outstanding Items for Consideration				Tentative Workgroup Decisions			
	Items Not Included in SB 1 2026-27 Biennial Total		Pended Items 2026-27 Biennial Total		Adopted 2026-27 Biennial Total		Article XI 2026-27 Biennial Total	
	GR & GR-Dedicated	All Funds	GR & GR-Dedicated	All Funds	GR & GR-Dedicated	All Funds	GR & GR-Dedicated	All Funds
Agency Requests:								
1. Keeping Texas Prepared - Extension Network. Funding would enhance the Disaster Assessment and Recovery unit's communication and programming with other disaster response entities; fill vacancies within the County Extension Agent network, including subject matter experts in the agency's agricultural and health programming; and establish the agency as the statewide repository for mapping development trends and landowner demographic data.	\$ 19,700,000	\$ 19,700,000						
2. Rural Student Success Initiative. Funding would sustain the current roster of Rural Student Success Initiative (RSSI) school districts and allow RSSI to bring an additional 25 rural school districts into its current network, for a total of 60 rural district participants by FY 2027.	\$ 2,500,000	\$ 2,500,000						
Workgroup Revisions and Additions:								
1. None.								
Total, Outstanding Items / Tentative Decisions	\$ 22,200,000	\$ 22,200,000	\$ -	\$ -	\$ -	\$ -	\$ -	\$ -
	FY 2026	FY 2027	FY 2026	FY 2027	FY 2026	FY 2027	FY 2026	FY 2027
Total, Full-time Equivalent / Tentative Decisions	97.0	97.0	0.0	0.0	0.0	0.0	0.0	0.0

Article III - Higher Education Texas A&M Engineering Experiment Station (712) Items Not Included in Bill as Introduced	Outstanding Items for Consideration				Tentative Workgroup Decisions			
	Items Not Included in SB 1 <u>2026-27 Biennial Total</u>		Pended Items <u>2026-27 Biennial Total</u>		Adopted <u>2026-27 Biennial Total</u>		Article XI <u>2026-27 Biennial Total</u>	
	GR & GR-Dedicated	All Funds	GR & GR-Dedicated	All Funds	GR & GR-Dedicated	All Funds	GR & GR-Dedicated	All Funds
Agency Requests:								
1. Texas IGNITE: Innovative Growth in Next-gen AI Technology Ecosystems. Funding would establish artificial intelligence initiatives to enhance computational materials science, autonomous robotics, healthcare, energy, other cyber-physical systems, and workforce development.	\$ 130,000,000	\$ 130,000,000						
Workgroup Revisions and Additions:								
1. None.								
Total, Outstanding Items / Tentative Decisions	\$ 130,000,000	\$ 130,000,000	\$ -	\$ -	\$ -	\$ -	\$ -	\$ -
	FY 2026	FY 2027	FY 2026	FY 2027	FY 2026	FY 2027	FY 2026	FY 2027
Total, Full-time Equivalent / Tentative Decisions	10.0	10.0	0.0	0.0	0.0	0.0	0.0	0.0

Article III - Higher Education Texas A&M Transportation Institute (727) Items Not Included in Bill as Introduced	Outstanding Items for Consideration				Tentative Workgroup Decisions			
	Items Not Included in SB 1 <u>2026-27 Biennial Total</u>		Pended Items <u>2026-27 Biennial Total</u>		Adopted <u>2026-27 Biennial Total</u>		Article XI <u>2026-27 Biennial Total</u>	
	GR & GR-Dedicated	All Funds	GR & GR-Dedicated	All Funds	GR & GR-Dedicated	All Funds	GR & GR-Dedicated	All Funds
Agency Requests:								
1. Bolstering Research Capabilities to Solve Real-World Transportation Challenges. Funding would support recruitment and retention efforts for agency staff, including research engineers and scientists; provide opportunities for student engagement from Texas universities; and purchase specialized instrumentation and equipment.	\$ 16,000,000	\$ 16,000,000						
Workgroup Revisions and Additions:								
1. None.								
Total, Outstanding Items / Tentative Decisions	\$ 16,000,000	\$ 16,000,000	\$ -	\$ -	\$ -	\$ -	\$ -	\$ -
	FY 2026	FY 2027	FY 2026	FY 2027	FY 2026	FY 2027	FY 2026	FY 2027
Total, Full-time Equivalent / Tentative Decisions	29.0	29.0	0.0	0.0	0.0	0.0	0.0	0.0

Article III - Higher Education Texas A&M Engineering Extension Service (716) Items Not Included in Bill as Introduced	Outstanding Items for Consideration				Tentative Workgroup Decisions			
	Items Not Included in SB 1 <u>2026-27 Biennial Total</u>		Pended Items <u>2026-27 Biennial Total</u>		Adopted <u>2026-27 Biennial Total</u>		Article XI <u>2026-27 Biennial Total</u>	
	GR & GR- Dedicated	All Funds	GR & GR- Dedicated	All Funds	GR & GR- Dedicated	All Funds	GR & GR- Dedicated	All Funds
Agency Requests:								
1. Advanced Workforce Training. Funding would expand the scope of the Rio Grande Valley Advanced Manufacturing Innovation Hub into the broader Rio Grande Valley area, as well as to Corpus Christi and the Coastal Bend Region at the newly established Texas A&M Coastal Bend Occupational Advanced Skills Training program.	\$ 8,000,000	\$ 8,000,000						
2. Keeping Texas Prepared: Statewide Preparedness and Cyber Readiness. Funding would support the state's emergency preparedness by creating a statewide emergency preparedness exercise program and expanding cyber readiness training.	\$ 9,000,000	\$ 9,000,000						
3. Disaster City® Training Props. Funding would support revitalization of various training props and modules at Disaster City.	\$ 17,000,000	\$ 17,000,000						
Workgroup Revisions and Additions:								
1. None.								
Total, Outstanding Items / Tentative Decisions	\$ 34,000,000	\$ 34,000,000	\$ -	\$ -	\$ -	\$ -	\$ -	\$ -
	FY 2026	FY 2027	FY 2026	FY 2027	FY 2026	FY 2027	FY 2026	FY 2027
Total, Full-time Equivalent / Tentative Decisions	24.0	24.0	0.0	0.0	0.0	0.0	0.0	0.0

Article III - Higher Education Texas A&M Forest Service (576) Items Not Included in Bill as Introduced	Outstanding Items for Consideration				Tentative Workgroup Decisions			
	Items Not Included in SB 1 <u>2026-27 Biennial Total</u>		Pended Items <u>2026-27 Biennial Total</u>		Adopted <u>2026-27 Biennial Total</u>		Article XI <u>2026-27 Biennial Total</u>	
	GR & GR-Dedicated	All Funds	GR & GR-Dedicated	All Funds	GR & GR-Dedicated	All Funds	GR & GR-Dedicated	All Funds
Cost-Out Adjustments:								
1. Adjust the appropriation for the Rural Volunteer Fire Department Insurance Account 5066 from \$2,266,139 to \$3,288,361 in fiscal year 2026 and from \$2,266,139 to \$3,288,361 in fiscal year 2027 to match the Comptroller's Biennial Revenue Estimate. Cost Neutral	\$ 2,044,444	\$ 2,044,444						
Agency Requests:								
1. Keeping Texas Prepared: State Firefighting Capacity. Funding would allow the agency to add 40 fire/emergency response positions; increase salaries to improve recruitment and retention efforts; address increased costs for vehicle and heavy equipment replacements; and address increased operating costs.	\$ 29,950,000	\$ 29,950,000						
2. VFD Grants. Funding would be used to meet the annual level of grant requests from the Rural Volunteer Fire Department Assistance Program. Senate Bill 1 includes \$192.3 million for unfunded requests of the program.	\$ 44,000,000	\$ 44,000,000						
3. Wildfire Suppression Aircraft. Funding would allow the agency to purchase aircraft and contract additional aviation resources annually to meet state needs. Senate Bill 1 includes intent for supplemental appropriation for \$194.0 million for the purchase of such aircraft.	\$ 369,100,000	\$ 369,100,000						
Workgroup Revisions and Additions:								
1. None.								
Total, Outstanding Items / Tentative Decisions	\$ 443,050,000	\$ 443,050,000	\$ -	\$ -	\$ -	\$ -	\$ -	\$ -

Article III - Higher Education Texas A&M Forest Service (576) Items Not Included in Bill as Introduced	Outstanding Items for Consideration				Tentative Workgroup Decisions			
	Items Not Included in SB 1 <u>2026-27 Biennial Total</u>		Pended Items <u>2026-27 Biennial Total</u>		Adopted <u>2026-27 Biennial Total</u>		Article XI <u>2026-27 Biennial Total</u>	
	GR & GR- Dedicated	All Funds	GR & GR- Dedicated	All Funds	GR & GR- Dedicated	All Funds	GR & GR- Dedicated	All Funds
	FY 2026	FY 2027	FY 2026	FY 2027	FY 2026	FY 2027	FY 2026	FY 2027
Total, Full-time Equivalents / Tentative Decisions	130.0	130.0	0.0	0.0	0.0	0.0	0.0	0.0

Article III - Higher Education Texas A&M Veterinary Medical Diagnostic Laboratory (557) Items Not Included in Bill as Introduced	Outstanding Items for Consideration				Tentative Workgroup Decisions			
	Items Not Included in SB 1 2026-27 Biennial Total		Pended Items 2026-27 Biennial Total		Adopted 2026-27 Biennial Total		Article XI 2026-27 Biennial Total	
	GR & GR-Dedicated	All Funds	GR & GR-Dedicated	All Funds	GR & GR-Dedicated	All Funds	GR & GR-Dedicated	All Funds
Agency Requests:								
1. Keeping Texas Prepared: Diagnostic Workforce for Disease Surveillance. Funding would increase staff salaries to improve recruitment and retention efforts and would modernize the agency’s molecular diagnostic capabilities by hiring additional personnel and deploying advanced technologies.	\$ 3,272,000	\$ 3,272,000						
Workgroup Revisions and Additions:								
1. None.								
Total, Outstanding Items / Tentative Decisions	\$ 3,272,000	\$ 3,272,000	\$ -	\$ -	\$ -	\$ -	\$ -	\$ -
	FY 2026	FY 2027	FY 2026	FY 2027	FY 2026	FY 2027	FY 2026	FY 2027
Total, Full-time Equivalentents / Tentative Decisions	3.0	3.0	0.0	0.0	0.0	0.0	0.0	0.0

Article III - Higher Education Texas Division of Emergency Management (575) Items Not Included in Bill as Introduced	Outstanding Items for Consideration				Tentative Workgroup Decisions			
	Items Not Included in SB 1 2026-27 Biennial Total		Pended Items 2026-27 Biennial Total		Adopted 2026-27 Biennial Total		Article XI 2026-27 Biennial Total	
	GR & GR-Dedicated	All Funds	GR & GR-Dedicated	All Funds	GR & GR-Dedicated	All Funds	GR & GR-Dedicated	All Funds
Agency Requests:								
1. Regional Emergency Operations Facilities and Resource Staging Areas. Funding would support seven Emergency Operations Facilities to provide office space for staff, emergency operations centers, and resource storage and staging areas. Funding would also allow the agency to enhance the regional operations center in San Antonio and Fort Worth to support emergency response operations. Senate Bill 1 includes intent for supplemental appropriation for \$315.0 million to fund item.	\$ 315,000,000	\$ 315,000,000						
2. Keeping Texas Prepared; Agency Support. Funding would support recruitment and retention efforts and IT infrastructure.	\$ 17,000,000	\$ 17,000,000						
3. Fleet Base Funding. Funding would support the replacement of vehicles that have reached or surpassed the agency's mileage/age thresholds and the purchase of additional vehicles to accommodate new full-time employee positions. Senate Bill 1 includes intent for supplemental appropriation of \$7.8 million for vehicle replacement.	\$ 14,200,000	\$ 14,200,000						
4. Add New Rider, State Operations Center Unexpended Balance, to provide the agency authority to carryforward any unexpended balances from appropriations made in Senate Bill 8, Eighty-seventh Legislature, 3rd Called Session, 2021, for the State Operations Center into the 2026-27 biennium.								
Workgroup Revisions and Additions:								
1. None.								
Total, Outstanding Items / Tentative Decisions	\$ 346,200,000	\$ 346,200,000	\$ -	\$ -	\$ -	\$ -	\$ -	\$ -

Article III - Higher Education Texas Division of Emergency Management (575) Items Not Included in Bill as Introduced	Outstanding Items for Consideration				Tentative Workgroup Decisions			
	Items Not Included in SB 1 <u>2026-27 Biennial Total</u>		Pended Items <u>2026-27 Biennial Total</u>		Adopted <u>2026-27 Biennial Total</u>		Article XI <u>2026-27 Biennial Total</u>	
	GR & GR- Dedicated	All Funds	GR & GR- Dedicated	All Funds	GR & GR- Dedicated	All Funds	GR & GR- Dedicated	All Funds
	FY 2026	FY 2027	FY 2026	FY 2027	FY 2026	FY 2027	FY 2026	FY 2027
Total, Full-time Equivalents / Tentative Decisions	64.0	64.0	0.0	0.0	0.0	0.0	0.0	0.0

Article III - Higher Education Special Provisions Relating Only to Components of TSTC Items Not Included in Bill as Introduced	Outstanding Items for Consideration				Tentative Workgroup Decisions			
	Items Not Included in SB 1 <u>2026-27 Biennial Total</u>		Pended Items <u>2026-27 Biennial Total</u>		Adopted <u>2026-27 Biennial Total</u>		Article XI <u>2026-27 Biennial Total</u>	
	GR & GR- Dedicated	All Funds	GR & GR- Dedicated	All Funds	GR & GR- Dedicated	All Funds	GR & GR- Dedicated	All Funds
Technical Adjustments:								
1. Modifying TSTC Special Provisions Rider 10(a) to update fiscal years applied to credit hour completion.								
Agency Requests:								
1. None.								
Workgroup Revisions and Additions:								
1. None.								
Total, Outstanding Items / Tentative Decisions	\$ -	\$ -	\$ -	\$ -	\$ -	\$ -	\$ -	\$ -
	FY 2026	FY 2027	FY 2026	FY 2027	FY 2026	FY 2027	FY 2026	FY 2027
Total, Full-time Equivalents / Tentative Decisions	0.0	0.0	0.0	0.0	0.0	0.0	0.0	0.0

Article Number and Name Special Provisions Relating Only to State Agencies of Higher Education Items Not Included in Bill as Introduced	Outstanding Items for Consideration				Tentative Workgroup Decisions			
	Items Not Included in SB 1 <u>2026-27 Biennial Total</u>		Pended Items <u>2026-27 Biennial Total</u>		Adopted <u>2026-27 Biennial Total</u>		Article XI <u>2026-27 Biennial Total</u>	
	GR & GR-Dedicated	All Funds	GR & GR-Dedicated	All Funds	GR & GR-Dedicated	All Funds	GR & GR-Dedicated	All Funds
Technical Adjustments:								
1. Update Sections 27.14 and 27.18 to align strategy references.								
Agency Requests:								
1. None.								
Workgroup Revisions and Additions:								
1. None.								
Total, Outstanding Items / Tentative Decisions	\$ -	\$ -	\$ -	\$ -	\$ -	\$ -	\$ -	\$ -
	FY 2026	FY 2027	FY 2026	FY 2027	FY 2026	FY 2027	FY 2026	FY 2027
Total, Full-time Equivalent / Tentative Decisions	0.0	0.0	0.0	0.0	0.0	0.0	0.0	0.0

This site is a work in progress, with new features and updates based on your feedback.

Search for grants here. To use more advanced features or to apply, go to [Grants.gov](#).

[Home](#) [Search](#) FY 25 DOD HBCU/MI Equipment/Instrumentation:...

FY 25 DOD HBCU/MI Equipment/Instrumentation

Agency: Dept of the Army -- Materiel Command

Assistance Listings: 12.630 -- Basic, Applied, and Advanced
Research in Science and Engineering

Last Updated: February 21, 2025

Funding opportunity

Summary

The DoD is soliciting applications for the acquisition of equipment/instrumentation under the Fiscal Year 2025 Research and Education Program for HBCUs/MIs. The Research and Education Program is designed to enhance the research capabilities of HBCUs and MIs and to strengthen their STEM education programs. The purpose of the funding under this FOA is to (1) support the acquisition of equipment/instrumentation to augment existing capabilities or to develop new capabilities in research areas of interest to DoD, and (2) attract students to pursue studies leading to STEM careers. Although funding provided under this FOA cannot be used for student support, in order to further DoD's objective of attracting students to pursue studies leading to STEM careers, applicants must address the impact of the requested equipment/instrumentation on student participation in research

Eligibility

Eligible applicants

Other

Additional information

As provided in 10 U.S.C. § 4144, eligibility for this competition is open only to “covered educational institutions,” which are defined as:a. institutions of higher education eligible for assistance under Title III or Title V of the Higher Education Act of 1965 (20 U.S.C. 1051 et seq.); orb. accredited post-secondary minority institutions. Eligible applicants include community colleges or other two-year degree granting institutions meeting the definition of a “covered educational institution.”

Grantor contact information

Description

William A Creech Contracting Officer Phone 9195494387

Email

William Creech

william.a.creech3.civ@army.mil

Documents

--

Link to additional information

--

Closing: April 28, 2025

Application process

This site is a work in progress. Go to www.grants.gov to apply, track application status, and subscribe to updates.

[View on Grants.gov](#) 

Award

\$--

Program Funding

--

Expected awards

\$1,000,000

Award Ceiling

\$200,000

Award Floor

Funding opportunity number:

W911NF25S0005

Cost sharing or matching requirement:

No

Funding instrument type:

Grant

Opportunity Category:

Discretionary

Opportunity Category Explanation:

--

Category of Funding Activity:

Science technology and other research and development

Category Explanation:

--

History

Version:

2

Posted date:

February 21, 2025

Archive date:

May 28, 2025

[Return to top](#)



SIMPLER

Grants.gov



Grants.gov Program Management Office

1-800-518-4726 support@grants.gov

HHS.gov

An official website of the U.S. Department of Health and Human Services

About HHS

Accessibility support

FOIA requests

EEO/No Fear Act

Office of the Inspector General

Performance reports

Privacy Policy

Looking for U.S. government information and services? Visit

USA.gov



PRESIDENTIAL ACTIONS

ADDITIONAL MEASURES TO COMBAT ANTI-SEMITISM

EXECUTIVE ORDER

January 29, 2025

By the authority vested in me as President by the Constitution and the laws of the United States of America, it is hereby ordered:

Section 1. Purpose. My Administration has fought and will continue to fight anti-Semitism in the United States and around the world. On December 11, 2019, I issued Executive Order 13899, my first Executive Order on Combating Anti-Semitism, finding that students, in particular, faced anti-Semitic harassment in schools and on university and college campuses. Executive Order 13899 provided interpretive assistance on the enforcement of the Nation's civil rights laws to ensure that they would protect American Jews to the same extent to which all other American citizens are protected. The prior administration effectively nullified Executive Order 13899 by failing to give the terms of the order full force and effect throughout the Government. This order reaffirms Executive Order 13899 and directs additional measures to advance the policy thereof in the wake of the Hamas terrorist attacks of October 7, 2023, against the people of Israel. These attacks unleashed an unprecedented wave of vile anti-Semitic discrimination, vandalism, and violence against our citizens, especially in our schools and on our campuses. Jewish students have faced an unrelenting barrage of discrimination; denial of access to campus common areas and facilities, including libraries and classrooms; and intimidation, harassment, and physical threats and assault. A joint report by the House Committees on Education and the Workforce, Energy and Commerce, Judiciary, Oversight and Accountability, Veterans' Affairs, and Ways and Means calls the Federal Government's failure to fight anti-Semitism and protect Jewish

students “astounding.” This failure is unacceptable and ends today.

Sec. 2. Policy. It shall be the policy of the United States to combat anti-Semitism vigorously, using all available and appropriate legal tools, to prosecute, remove, or otherwise hold to account the perpetrators of unlawful anti-Semitic harassment and violence.

Sec. 3. Additional Measures to Combat Campus Anti-Semitism.

(a) Within 60 days of the date of this order, the head of each executive department or agency (agency) shall submit a report to the President, through the Assistant to the President for Domestic Policy, identifying all civil and criminal authorities or actions within the jurisdiction of that agency, beyond those already implemented under Executive Order 13899, that might be used to curb or combat anti-Semitism, and containing an inventory and analysis of all pending administrative complaints, as of the date of the report, against or involving institutions of higher education alleging civil-rights violations related to or arising from post-October 7, 2023, campus anti-Semitism.

(b) The report submitted by the Attorney General under this section shall additionally include an inventory and an analysis of all court cases, as of the date of the report, against or involving institutions of higher education alleging civil-rights violations related to or arising from post-October 7, 2023, campus anti-Semitism and indicate whether the Attorney General intends to

or has taken any action with respect to such matters, including filing statements of interest or intervention.

(c) The Attorney General is encouraged to employ appropriate civil-rights enforcement authorities, such as 18 U.S.C. 241, to combat anti-Semitism.

(d) The report submitted by the Secretary of Education under this section shall additionally include an inventory and an analysis of all Title VI complaints and administrative actions, including in K-12 education, related to anti-Semitism — pending or resolved after October 7, 2023 — within the Department’s Office for Civil Rights.

(e) In addition to identifying relevant authorities to curb or combat anti-Semitism generally required by this section, the Secretary of State, the Secretary of Education, and the Secretary of Homeland Security, in consultation with each other, shall include in their reports recommendations for familiarizing institutions of higher education with the grounds for inadmissibility under 8 U.S.C. 1182(a)(3) so that such institutions may monitor for and report activities by alien students and staff relevant to those grounds and for ensuring that such reports about aliens lead, as appropriate and consistent with applicable law, to investigations and, if warranted, actions to remove such aliens.

Sec. 4. General Provisions. (a) Nothing in this order shall be construed to impair or otherwise affect

(i) the authority granted by law to an executive department or agency, or the head thereof; or

(ii) the functions of the Director of the Office of Management and Budget relating to budgetary, administrative, or legislative proposals.

(b) This order shall be implemented consistent with applicable law and subject to the availability of appropriations.

(c) This order is not intended to, and does not, create any right or benefit, substantive or procedural, enforceable at law or in equity by any party against the United States, its departments, agencies, or entities, its officers, employees, or agents, or any other person.

[News](#)

[Administration](#)

[Issues](#)

[Contact](#)

[Visit](#)

THE WHITE HOUSE

1600 Pennsylvania Ave NW
Washington, DC 20500



THE WHITE HOUSE

WH.GOV

Copyright

Privacy



PRESIDENTIAL ACTIONS

ENDING RADICAL AND WASTEFUL GOVERNMENT DEI PROGRAMS AND PREFERENCING

EXECUTIVE ORDER

January 20, 2025

By the authority vested in me as President by the Constitution and the laws of the United States of America, it is hereby ordered:

Section 1. Purpose and Policy. The Biden Administration forced illegal and immoral discrimination programs, going by the name “diversity, equity, and inclusion” (DEI), into virtually all aspects of the Federal Government, in areas ranging from airline safety to the military. This was a concerted effort stemming from President Biden’s first day in office, when he issued Executive Order 13985, “Advancing Racial Equity and Support for Underserved Communities Through the Federal Government.”

Pursuant to Executive Order 13985 and follow-on orders, nearly every Federal agency and entity submitted “Equity Action Plans” to detail the ways that they have furthered DEIs infiltration of the Federal Government. The public release of these plans demonstrated immense public waste and shameful discrimination. That ends today. Americans deserve a government committed to serving every person with equal dignity and respect, and to expending precious taxpayer resources only on making America great.

Sec. 2. Implementation. (a) The Director of the Office of Management and Budget (OMB), assisted by the Attorney General and the Director of the Office of Personnel Management (OPM), shall coordinate the termination of all discriminatory

programs, including illegal DEI and “diversity, equity, inclusion, and accessibility” (DEIA) mandates, policies, programs, preferences, and activities in the Federal Government, under whatever name they appear. To carry out this directive, the Director of OPM, with the assistance of the Attorney General as requested, shall review and revise, as appropriate, all existing Federal employment practices, union contracts, and training policies or programs to comply with this order. Federal employment practices, including Federal employee performance reviews, shall reward individual initiative, skills, performance, and hard work and shall not under any circumstances consider DEI or DEIA factors, goals, policies, mandates, or requirements.

(b) Each agency, department, or commission head, in consultation with the Attorney General, the Director of OMB, and the Director of OPM, as appropriate, shall take the following actions within sixty days of this order:

(i) terminate, to the maximum extent allowed by law, all DEI, DEIA, and “environmental justice” offices and positions (including but not limited to “Chief Diversity Officer” positions); all “equity action plans,” “equity” actions, initiatives, or programs, “equity-related” grants or contracts; and all DEI or DEIA performance requirements for employees, contractors, or grantees.

(ii) provide the Director of the OMB with a list of all:

(A) agency or department DEI, DEIA, or “environmental justice” positions, committees, programs, services, activities, budgets, and expenditures in existence on November 4, 2024, and an assessment of whether these positions, committees, programs, services, activities, budgets, and expenditures have been misleadingly relabeled in an attempt to preserve their pre-November 4, 2024 function;

(B) Federal contractors who have provided DEI training or DEI training materials to agency or department employees; and

(C) Federal grantees who received Federal funding to provide or advance DEI, DEIA, or “environmental justice” programs, services, or activities since January 20, 2021.

(iii) direct the deputy agency or department head to:

(A) assess the operational impact (e.g., the number of new DEI hires) and cost of the prior administration’s DEI, DEIA, and “environmental justice” programs and policies; and

(B) recommend actions, such as Congressional notifications under 28 U.S.C. 530D, to align agency or department programs, activities, policies, regulations, guidance, employment practices, enforcement activities, contracts (including set-asides), grants, consent orders, and litigating positions with the policy of equal dignity and respect identified in section 1 of this order. The

agency or department head and the Director of OMB shall jointly ensure that the deputy agency or department head has the authority and resources needed to carry out this directive.

(c) To inform and advise the President, so that he may formulate appropriate and effective civil-rights policies for the Executive Branch, the Assistant to the President for Domestic Policy shall convene a monthly meeting attended by the Director of OMB, the Director of OPM, and each deputy agency or department head to:

(i) hear reports on the prevalence and the economic and social costs of DEI, DEIA, and “environmental justice” in agency or department programs, activities, policies, regulations, guidance, employment practices, enforcement activities, contracts (including set-asides), grants, consent orders, and litigating positions;

(ii) discuss any barriers to measures to comply with this order; and

(iii) monitor and track agency and department progress and identify potential areas for additional Presidential or legislative action to advance the policy of equal dignity and respect.

Sec. 3. Severability. If any provision of this order, or the application of any provision to any person or circumstance, is

held to be invalid, the remainder of this order and the application of its provisions to any other persons or circumstances shall not be affected.

Sec. 4. General Provisions. (a) Nothing in this order shall be construed to impair or otherwise affect:

(i) the authority granted by law to an executive department or agency, or the head thereof; or

(ii) the functions of the Director of the Office of Management and Budget relating to budgetary, administrative, or legislative proposals.

(b) This order shall be implemented consistent with applicable law and subject to the availability of appropriations.

(c) This order is not intended to, and does not, create any right or benefit, substantive or procedural, enforceable at law or in equity by any party against the United States, its departments, agencies, or entities, its officers, employees, or agents, or any other person.

THE WHITE HOUSE,

January 20, 2025.

News

Administration

Issues

Contact

Visit

THE WHITE HOUSE

1600 Pennsylvania Ave NW
Washington, DC 20500



THE WHITE HOUSE

WH.GOV

[Copyright](#)

[Privacy](#)

**TEXAS SOUTHERN UNIVERSITY
BOARD OF REGENTS AGENDA**

COMMITTEE: Personnel and Litigation

ITEM: Texas Southern University Fiscal Year 2026 Holiday Calendar

DATE PREVIOUSLY SUBMITTED:

SUMMARY:

The Administration seeks approval of the Fiscal Year 2026 Holiday Calendar in accordance with MAPP Policy 02.03.04 for benefits-eligible state employees.

In accordance with Chapter 662 of the Texas Government Code, state employees are entitled to observe holidays during the fiscal year.

SUPPORTING

DOCUMENTATION: Fiscal Year 2026 Holiday Calendar (BOA0001554)

FISCAL IMPACT: N/A

ACTION REQUESTED: Administration recommends approval of this item

Legal Certification: Based on available information to date, this action item and its implementation will not be in violation of any applicable federal, state, or local law, or regulation.



GENERAL COUNSEL

03/26/2025

DATE

Fiscal Certification: This fiscal note shown above details the true and actual positive or negative fiscal effect that implementation of this proposal will achieve.



John Pittman (Mar 26, 2025 08:00 CDT)

INTERIM CHIEF FINANCIAL OFFICER

03/26/2025

DATE



James Crawford (Mar 28, 2025 12:18 CDT)

PRESIDENT

03/28/2025

DATE



**Texas Southern University
FY 2026 Holiday Calendar**

Proposed Faculty/Staff Holiday Schedule Fiscal Year 2026		
HOLIDAY	DATE	# of Days
Labor Day	Monday, September 1, 2025	1
Thanksgiving Holiday	Thursday, November 27, 2025 & Friday, November 28, 2025	2
Winter Holiday	Wednesday, December 24, 2025, through Wednesday, December 31, 2025	6
New Year's Day	Thursday, January 1, 2026	1
Winter Holiday	Friday, January 2, 2026	1
Martin Luther King, Jr. Day	Monday, January 19, 2026	1
Good Friday	Friday, April 3, 2026	1
Memorial Day	Monday, May 25, 2026	1
Emancipation Day	Friday, June 19, 2026	1
	Total Days	15

Source: Texas Government Code, Section 662.011(b). TSU observes the number of holidays as allowed by the state legislature, generally 12 to 15 holidays each fiscal year.

**TEXAS SOUTHERN UNIVERSITY
BOARD OF REGENTS AGENDA**

COMMITTEE: Physical Facilities

ITEM: Request Approval to Procure Emergency Disaster Recovery Services and Equipment Rental

DATE PREVIOUSLY SUBMITTED: N/A

SUMMARY:

The administration requests approval to procure emergency disaster recovery services and equipment, including temporary generators, heavy equipment, portable restrooms, and temporary exterior lighting. These services and acquisitions are crucial for ensuring the safety and well-being of our campus during unforeseen emergencies and will improve our response capabilities in critical situations.

In accordance with Texas Education Code § 51.9335, we will utilize a cooperative agreement (Sourcewell Contract #040924-URI, Omnia Partners Contract 20-06, Buy Board Contract #675-22) to procure these services. The University awards contracts to a respondent whose proposal provides the best value to the State of Texas and Texas Southern University, as defined by Texas Government Code, § 2155.074.

Contract Term: 3 years

SUPPORTING

DOCUMENTATION: Sourcewell Contract #040924-URI, Omnia Partners Contract R200601

FISCAL IMPACT:

NTE: \$500,000 Annually
FOAP: 1670-61200-7406-80 | 1000-61800-7406-80 | 9104 61200 38627 7253
BOA0001558

ACTION REQUESTED: Administration recommends approval of this item

Legal Certification: Based on available information to date, this action item and its implementation will not be in violation of any applicable federal, state, or local law, or regulation.



GENERAL COUNSEL

03/27/2025

DATE

Fiscal Certification: This fiscal note shown above details the true and actual positive or negative fiscal effect that implementation of this proposal will achieve.



John Pittman (Mar 27, 2025 13:10 CDT)

INTERIM CHIEF FINANCIAL OFFICER

03/27/2025

DATE



James Crawford (Mar 28, 2025 10:57 CDT)

PRESIDENT

03/28/2025

DATE



Emergency Disaster Recovery Services and Equipment Rental

COOPERATIVE AGREEMENT

SOURCEWELL

UNITED RENTALS

Rental Equipment

#040924-URI

Maturity Date: 6/11/2025

Products & Services

Sourcewell contract 040924-HRC gives access to the following types of goods and services:

- Rental of equipment
- Used equipment sales
- Operator certification
- OSHA certification
- OSHA required training
- Equipment service and maintenance

HERC RENTALS

Rental Equipment

#040924-HRC

Maturity Date: 6/11/2025

Products & Services

Sourcewell contract 040924-HRC gives access to the following types of goods and services:

- Aerial, boom lifts and mobile elevated work platforms
 - Air compressors
 - Climate control, AC and HVAC
 - Compaction and Paving
 - Floor care and flooring equipment
 - Earthmoving and heavy equipment
 - Contractor tools
 - Lawn and landscaping
 - LED and lighting
 - Material handling and warehousing
 - Pumping and power generation
 - Pickup trucks, dump trucks, water trucks, vans and trailers
-



EQUIPMENT AND TOOL RENTAL SERVICES
Executive Summary

Lead Agency: Region 4 ESC

Solicitation: 20-06

RFP Issued: March 18, 2020

Pre-Proposal Date: None

Response Due Date: July 14, 2020

Awarded to: Sunbelt Rentals, Inc.

The Board of Directors of Region 4 Education Service Center (ESC) issued RFP 20-06 on March 18, 2020, to establish a national cooperative contract for Equipment and Tool Rental Services.

The solicitation included cooperative purchasing language in Sections I. Scope of Work, National Contract (RFP, Page 2):

(RFP, Page 2) NATIONAL CONTRACT

The Region 4 Education Service Center (“ESC”), as the Principal Procurement Agency, defined in APPENDIX D, has partnered with OMNIA Partners, Public Sector (“OMNIA Partners”) to make the resultant contract (also known as the “Master Agreement” in materials distributed by OMNIA Partners) from this solicitation available to other public agencies nationally, including state and local governmental entities, public and private primary, secondary and higher education entities, non-profit entities, and agencies for the public benefit (“Public Agencies”), through OMNIA Partners’ cooperative purchasing program. The Region 4 ESC is acting as the contracting agency for any other Public Agency that elects to utilize the resulting Master Agreement. Use of the Master Agreement by any Public Agency is preceded by their registration with OMNIA Partners (a “Participating Public Agency”) and by using the Master Agreement, any such Participating Public Agency agrees that it is registered with OMNIA Partners, whether pursuant to the terms of a Master Intergovernmental Purchasing Cooperative Agreement, a form of which is attached hereto on APPENDIX D, or as otherwise agreed to. APPENDIX D contains additional information about OMNIA Partners and the cooperative purchasing program.

Notice of the solicitation was sent to potential offerors as well as Historically Underutilized Businesses, as well as advertised in the following:

- Region 4 ESC website
- OMNIA Partners, Public Sector website
- USA Today, nationwide
- Arizona Business Gazette, AZ
- San Bernardino Sun, CA
- Honolulu Star-Advertiser, HI
- The Advocate – New Orleans, LA
- New Jersey Herald, NJ
- Times Union, NY
- Daily Journal of Commerce, OR
- The State, SC
- Houston Community Newspapers, Cy Creek Mirror, TX
- Deseret News, UT
- Richmond Times, VA
- Seattle Daily Journal of Commerce, WA
- Helena Independent Record, MT
- Kennebec ME Journal

On July 14, 2020 proposals were received. The proposals were evaluated by an evaluation committee. Using the evaluation criteria established in the RFP, the committee determined that Sunbelt Rentals, Inc. demonstrated the ability to provide the products and services outlined in the solicitation while offering competitive pricing to members.

Region 4 ESC executed the agreement with a contract effective date of November 1, 2020.

Contract includes:

Full equipment catalog including temperature control products, power generation, scaffolding, air quality products, material handling, temporary flooring, cleaning equipment, and more. Within each solutions category listed below is a multitude of classifications; in addition, specialty equipment and services are offered that go beyond traditional equipment rental offerings. Solutions categories:

- Climate Control & HVAC Solutions
- Compressed Air Equipment & Air Tools
- Bridging Solutions
- Earth Moving Equipment
- Entertainment & Special Event Equipment
- Pumping Solutions & Fluid Handling
- Power Generation Rental
- Remediation & Restoration
- Scaffolding Supplier & Setup Services
- Shoring Solutions
- Industrial Equipment Rental Solutions
- Material Handling
- Industrial Steel & Metal Fabrication
- Mission Critical
- Oil & Gas Services
- Pile Driving & Drilling Equipment
- Facility Maintenance
- Flooring Solutions
- General Tools & Equipment
- Ground Protection, Turf Protection Mats & Event Flooring
- Working at Height: Elevating Work Platforms

Term:

Initial three-year agreement from November 1, 2020 through October 31, 2023 with the option to renew for two (2) additional one-year periods through October 31, 2025.

Cat-Class	Description	Day	Week	Month
9_70	56KW DIESEL GENERATOR	\$345.00	\$925.00	\$2,115.00
9_40	36KW DIESEL GENERATOR	\$250.90	\$664.85	\$1,564.69
9_30	20KW DIESEL GENERATOR	\$175.00	\$483.12	\$1,068.63
9_100	100KW DIESEL GENERATOR	\$445.00	\$995.00	\$2,800.00
7_29	30-33' ELECTRIC SCISSOR NARROW	\$225.00	\$565.00	\$1,120.00
7_28	30-33' ELECTRIC SCISSOR	\$210.00	\$507.00	\$995.00
7_25	19' ELECT SCISSORLIFT	\$145.00	\$250.00	\$435.00
7_16	40-44' ELECT SCISSOR NARROW	\$315.00	\$775.00	\$1,735.00
7_11	25-26' ELECT SCISSOR NARROW	\$165.00	\$315.00	\$615.00
64_220	PLATE TAMPER 200LB CLASS 19.5" WIDE	\$95.00	\$250.00	\$600.00
6_1	SPIDER BOX TPB50P	\$75.00	\$205.00	\$725.00
58_855	120' STR MANLIFT W/JIB	\$1,300.00	\$3,500.00	\$8,250.00
58_822	80' STR MANLIFT	\$675.00	\$1,656.00	\$3,970.00
58_823	80' STR MANLIFT W/JIB	\$715.00	\$1,762.00	\$4,075.00
58_803	80' ART MANLIFT W/JIB	\$713.32	\$1,775.00	\$4,048.69
58_626	60' STR MANLIFT W/JIB	\$460.00	\$1,205.00	\$2,650.00
58_624	60' STR MANLIFT	\$440.00	\$1,125.00	\$2,500.00
58_607	60' ART MANLIFT W/JIB	\$400.00	\$1,195.00	\$2,715.00
58_49	50' TOWABLE ART MANLIFT	\$355.00	\$875.00	\$2,300.00
58_455	45' ART MANLIFT	\$288.00	\$740.00	\$1,584.00
58_457	45' ART MANLIFT W/JIB	\$300.00	\$785.00	\$1,650.00
58_45	34' TOWABLE ART MANLIFT	\$327.95	\$745.00	\$1,950.45
58_440	45' ART ELECT MANLIFT JIB	\$345.00	\$930.00	\$2,200.00
58_435	40' ART ELECT MANLIFT NARROW JIB	\$341.00	\$915.00	\$2,150.00
58_426	40' STR MANLIFT W/JIB	\$340.00	\$785.00	\$1,850.00
58_424	40' STR MANLIFT	\$285.00	\$705.00	\$1,625.00
58_343	34' ART MANLIFT	\$330.73	\$819.60	\$1,825.00
58_301	30' ART ELEC MANLIFT NARROW ROTAJIB	\$325.00	\$785.00	\$1,798.00
56_620	10K 55' SHOOTING BOOM FORKLIFT	\$635.00	\$1,600.00	\$3,300.00
56_330	6K-7K 42' SHOOTING BOOM FORKLIFT	\$389.03	\$975.00	\$2,250.00
56_230	5500LB 19' SHOOTING BOOM FORKLIFT	\$335.00	\$850.00	\$2,100.00
55_235	5000LB IND FORKLIFT LOW MAST DF	\$205.00	\$585.00	\$1,310.00
55_220	5000LB IND FORKLIFT DF	\$187.62	\$537.56	\$1,147.42

53_230	4WD STANDARD BACKHOE CANOPY	\$315.00	\$865.00	\$1,105.00
49_6	SKIDSTEER / MINI EX AUGER ATTACHMENT	\$111.87	\$278.20	\$754.40
48_510	1500-2100LB TRACK SKIDSTEER	\$265.00	\$804.80	\$2,016.35
48_400	1500-2000LB SKIDSTEER	\$235.00	\$750.00	\$1,425.00
43_230	3" GAS TRASH PUMP	\$75.00	\$190.00	\$470.00
41_163	6X6X11 SOLIDS VAC 74HP QF CONTR PUMP	\$300.00	\$875.00	\$3,295.00
40_45	LITTER VACUUM RIDE-ON - OUTDOOR	\$445.00	\$1,465.00	\$2,850.00
40_35	SWEEPER MID-SIZED RIDE-ON LP	\$395.00	\$1,440.00	\$2,520.00
40_31	SWEEPER COMPACT RIDE-ON BATTERY	\$265.00	\$745.00	\$1,600.00
40_230	SWEEPER/SCRUBBER INDUSTRIAL RIDE-ON LPG	\$610.00	\$2,000.00	\$4,240.00
40_220	SCRUBBER INDUSTRIAL RIDE-ON LPG	\$555.00	\$1,780.00	\$4,040.00
40_200	SCRUBBER MICRO RIDE-ON BATTERY	\$255.00	\$835.00	\$1,810.00
40_118	SCRUBBER W/B MIDSIZE 28"	\$190.00	\$580.00	\$1,235.00
40_115	SCRUBBER W/B 28" PATH BATTERY	\$225.00	\$575.00	\$1,650.00
40_110	SCRUBBER W/B 20" PATH BATTERY	\$155.00	\$480.00	\$900.00
39_60	12" CHIPPER	\$457.03	\$1,139.28	\$2,856.42
37_85	36" TRACK TRENCHER WALK BEHIND	\$255.00	\$695.00	\$1,782.48
37_80	24" TRACK TRENCHER WALK BEHIND	\$255.00	\$515.00	\$1,625.00
35_140	7,500LB MINI EXCAVATOR	\$305.00	\$775.00	\$1,655.00
35_130	6,000LB MINI EXCAVATOR	\$243.65	\$670.67	\$1,605.37
35_120	3,500LB MINI EXCAVATOR	\$270.00	\$725.00	\$1,675.00
32_220	CONCRETE PLANER 8" GAS/PROP	\$265.00	\$665.84	\$1,716.66
24_1102	12'DECK SINGLE AXLE TILT TRAILER <10K#	\$50.00	\$165.00	\$425.00
22_140	47" DOUBLE DRUM RIDE-ON ROLLER DIESEL	\$265.00	\$760.00	\$1,875.00
22_120	36" DOUBLE DRUM RIDE-ON ROLLER	\$245.00	\$725.00	\$1,650.00
20_50	14" GAS CUTOFF SAW	\$85.00	\$195.00	\$540.00
18_5	TRENCH ROLLER W/ REMOTE	\$299.33	\$795.00	\$1,810.00
155_67	50' #2 BANDED 5-WIRE	\$15.67	\$47.03	\$141.79
155_245	CABLE RAMPS	\$10.00	\$35.00	\$75.00
155_100	4/0 CAMLOCK CABLE 50'	\$26.41	\$53.10	\$125.00
152_3310	6X20 ORANGE/CLEAR SUC BAUER HOSE	\$34.21	\$79.89	\$225.00
150_800	50' SPIDERBOX CABLE 6/4	\$35.10	\$108.61	\$320.00
150_25	3/4" X 50' AIR COMPRESSOR HOSE	\$13.25	\$25.47	\$52.38
120_120	65LB CLASS DEMOLITION HAMMER	\$117.42	\$309.50	\$745.09

12_410	4000W NARROW HORIZONTAL MAST LIGHT TOWER	\$102.00	\$233.64	\$515.41
109_1270	70 TON SCROLL CHILLER	\$675.00	\$2,045.00	\$5,725.00
109_1005	10 TON SCROLL CHILLER	\$335.00	\$1,001.66	\$3,020.16
108_245	40 TON AIR CONDITIONER NON-XP NEMA 4	\$575.00	\$1,350.00	\$4,950.00
108_230	25 TON AIR CONDITIONER W/HEATER 480V 3PH	\$550.00	\$1,400.00	\$3,885.00
108_216	12 TON AIR CONDITIONER W/HEATER 208V 3PH	\$485.00	\$1,150.00	\$2,450.00
107_2018	1T PORTABLE HEAT PUMP/AC/DEHU	\$205.73	\$400.00	\$1,700.00
107_112	1.25T CLASSIC PORTABLE AC/DEHU	\$195.00	\$345.00	\$1,154.50
107_105	1T OFFICE PORTABLE AC/DEHU 110V	\$210.00	\$395.00	\$1,318.20
10_540	30KW ELECTRIC HEATER 480V 3PH	\$195.00	\$285.00	\$859.72
10_535	15KW ELECTRIC HEATER 480V 3PH	\$195.00	\$285.00	\$859.72
1_30	185CFM 125PSI DIESEL AIR COMPRESSOR	\$101.97	\$258.39	\$621.88
All other Items/Cat- Classes	Sunbelt Catalog or www.SunbeltRentals.com	5% Off Book Rate	10% Off Book Rate	15% Off Book Rate

In addition to that which is listed below, Sunbelt Rentals provides a multitude of customer specific safety and equipment training and certifications. Classes meet all industry specifications & are customized for the desired classroom criteria. Price is based on number of attendees and materials/topics to be covered.

New Class Name on Wallet Card	Expires	Cost per Person
ANSI/CSA MEWP Operator Manually Propelled 1a		
ANSI/CSA MEWP Operator Scissor Lifts 3a		
ANSI/CSA MEWP Operator Boom Lifts 3b		
ANSI/CSA MEWP Operator Tow Behind Vehicle Mounted 1b	Canada expires 3 years, all others	\$185
ANSI/CSA MEWP Operator Boom Lifts 3b, Scissor Lifts 3a	5 years	
ANSI/CSA MEWP Operator Tow Behind 1b, Boom Lifts 3b, Scissor Lifts 3a		
ANSI/CSA MEWP Operator Manually Propelled 1a, Tow Behind 1b, Boom Lifts 3b, Scissor Lifts 3a		
AWP MEWP Trainer		\$985
Forklift Trainer	Expires 5 years	\$985
Earthmoving Equipment Trainer		\$985
ANSI/CSA Class 7 Rough Terrain and Class 1, 4, 5 Warehouse Forklift		
ANSI/CSA Class 7 Rough Terrain Forklift Trucks Telehandlers		
ANSI/CSA Class 1, 4, 5 Warehouse Forklift	Expires 3 years	\$185
Earthmoving Equipment Operator: Backhoe Only		
Earthmoving Equipment Operator: Backhoe/Compact Excavator		
Earthmoving Equipment Operator: Backhoe/Compact Excavator/Front-End Loader		
Earthmoving Equipment Operator: Backhoe/Front-End Loader		
Earthmoving Equipment Operator: Compact Excavator Only		
Earthmoving Equipment Operator: Compact Excavator/Front-End Loader		
Earthmoving Equipment Operator: Dozer		
Earthmoving Equipment Operator: Excavator		
Earthmoving Equipment Operator: Front-End Loader Only		
Earthmoving Equipment Operator: Skid-Steer Only		
Earthmoving Equipment Operator: Skid-Steer/Backhoe		
Earthmoving Equipment Operator: Skid-Steer/Backhoe/Compact Excavator	Canada Expires 3 years all others	\$185
	Expires 5 years	

Earthmoving Equipment Operator: Skid-Steer/Backhoe/Compact Excavator/Front-End Loader
Earthmoving Equipment Operator: Skid-Steer/Backhoe/Front-End Loader
Earthmoving Equipment Operator: Skid-Steer/Compact Excavator
Earthmoving Equipment Operator: Skid-Steer/Compact Excavator/Front-End Loader
Earthmoving Equipment Operator: Skid-Steer/Compact Excavator
Earthmoving Equipment Operator: Skid-Steer/Front-End Loader

Supported Scaffold User Hazard Awareness

\$95

Supported Scaffold Competent Person

\$350

Expires 5 years

Suspended Platform User Hazard Awareness

\$95

Suspended Scaffold Competent Person

\$350

Trench Shoring Safety Competent

\$350

Trench Shoring Safety Awareness

\$95

Expires 5 years

**TEXAS SOUTHERN UNIVERSITY
BOARD OF REGENTS AGENDA**

COMMITTEE: Athletics

ITEM: Request Approval to Negotiate and Execute a Contract to Procure Modular Buildings

DATE PREVIOUSLY SUBMITTED: N/A

SUMMARY:

The administration requests approval to negotiate and execute a contract to procure modular buildings. These structures will include dedicated locker room areas, showers, restroom facilities, and designated meeting spaces for team discussions, and accessible entrances.

The University awards contracts to a respondent whose proposal provides the best value to the State of Texas and Texas Southern University, as defined by Texas Government Code, § 2155.074.

SUPPORTING

DOCUMENTATION: Modular Building Example

FISCAL IMPACT: NTE: \$ 150,000 annually | FOAP: 1369 12200 7346 60 BOA0001567

ACTION REQUESTED: Administration recommends approval of this item

Legal Certification: Based on available information to date, this action item and its implementation will not be in violation of any applicable federal, state, or local law, or regulation.

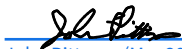


GENERAL COUNSEL

03/28/2025

DATE

Fiscal Certification: This fiscal note shown above details the true and actual positive or negative fiscal effect that implementation of this proposal will achieve.



John Pittman (Mar 28, 2025 15:53 CDT)

INTERIM CHIEF FINANCIAL OFFICER

03/28/2025

DATE



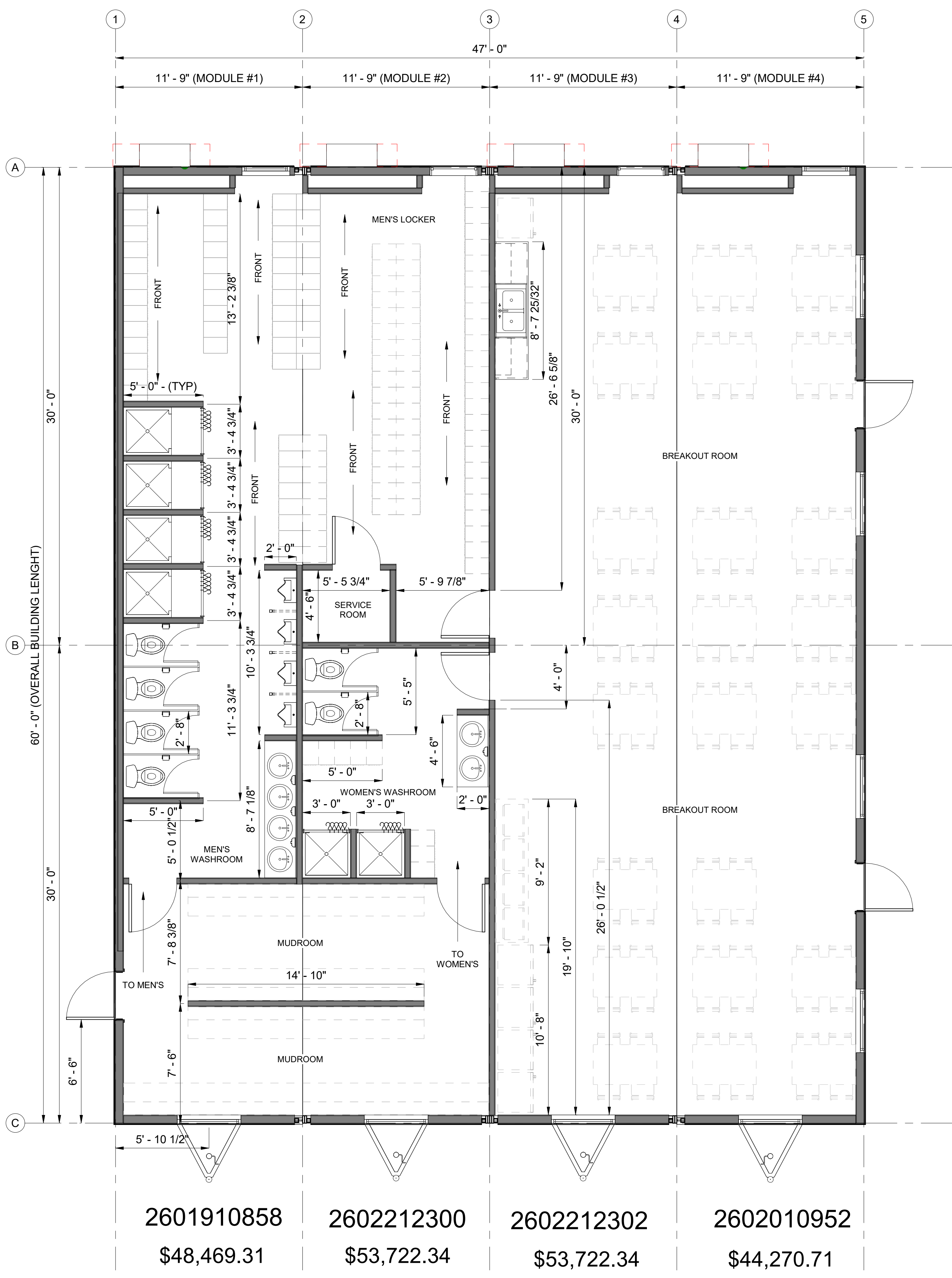
James Crawford (Mar 31, 2025 14:45 CDT)

PRESIDENT

03/31/2025

DATE

REV.	DATE	ISSUE	DR.
1			

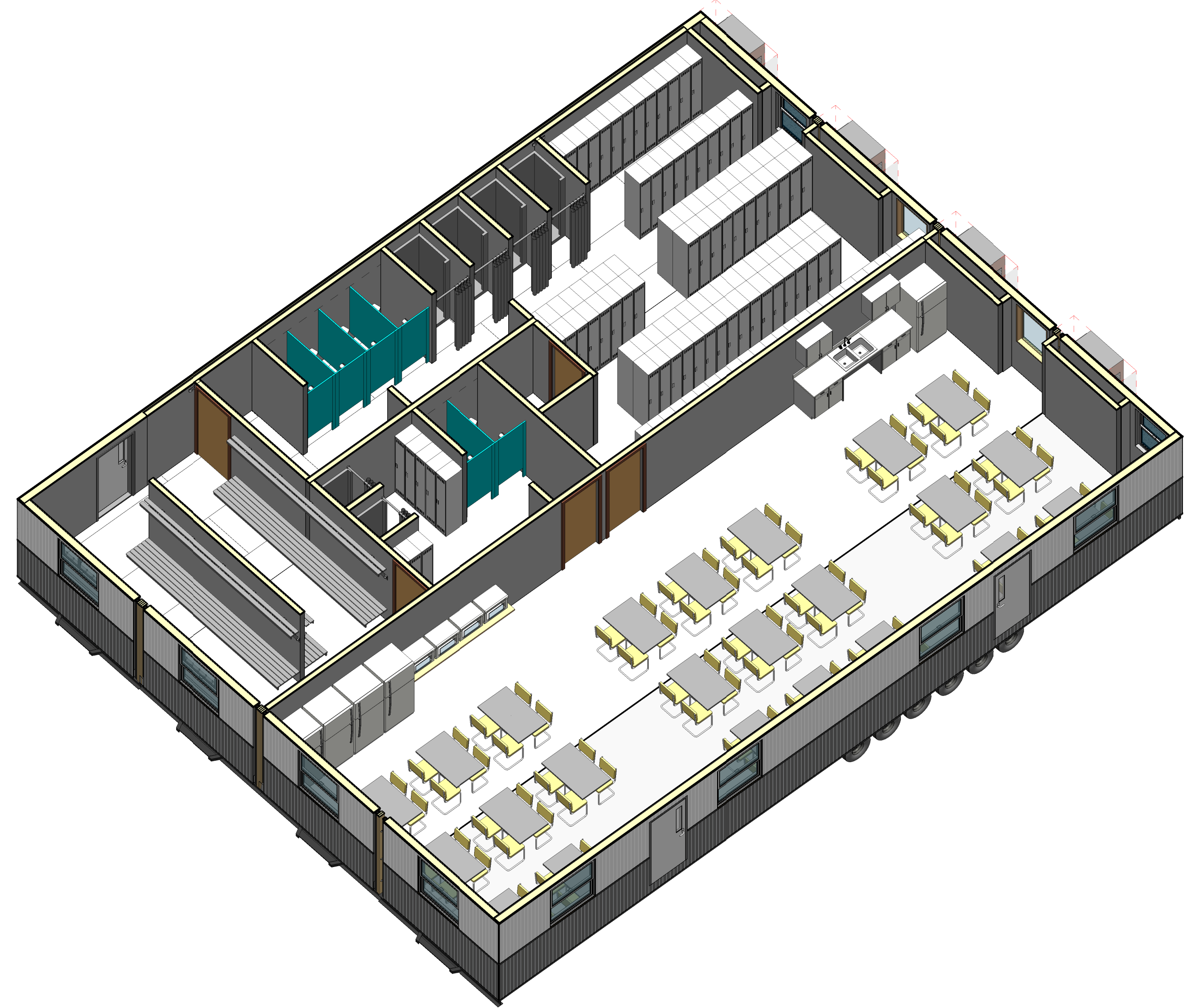


1 OVERALL FLOOR PLAN
 1/4" = 1'-0"

2601910858	2602212300	2602212302	2602010952
\$48,469.31	\$53,722.34	\$53,722.34	\$44,270.71

**FURNITURE, LOCKERS,
 APPLIANCES,
 COATHOOKS, BENCHES
 ARE NOT INCLUDED IN
 THE QUOTE**

**3D RENDERINGS ARE GRAPHICAL REPRESENTATIONS ONLY -
 ITEMS & MATERIALS MAY NOT BE EXACTLY AS SHOWN**



3 BIRDS EYE VIEW



2 3D VIEW 2

**TEXAS SOUTHERN UNIVERSITY
BOARD OF REGENTS AGENDA**

COMMITTEE: Athletics

ITEM: 2024-2025 Men's Indoor Track & Field Championship Team & Athletic Highlights

DATE PREVIOUSLY SUBMITTED: None

SUMMARY:

Dr. Kevin Granger, the Vice President of Intercollegiate Athletics, will present the 2024-2025 Men's SWAC Indoor Track & Field Championship Team. The men's indoor track and field team won its twelfth title in school history and captured its second consecutive SWAC Men's Indoor Track & Field Championship.

2025 SWAC Men's Indoor Track & Field Individuals Awards:

Coach of the Year
Clyde Duncan, Sr.

Weight Throw
Jalen Walker

Pole Vault
Adam Hines

Shot Put
Trevon Hill

Athletic Highlights:

1. Hall of Fame
2. Suit Mart/Golf Team

SUPPORTING

DOCUMENTATION: PowerPoint Presentation (BOA0001566)

FISCAL IMPACT: N/A

ACTION REQUESTED: Information

Legal Certification: Based on available information to date, this action item and its implementation will not be in violation of any applicable federal, state, or local law, or regulation.



GENERAL COUNSEL

03/26/2025

DATE

Fiscal Certification: This fiscal note shown above details the true and actual positive or negative fiscal effect that implementation of this proposal will achieve.



John Pittman (Mar 26, 2025 08:01 CDT)

INTERIM CHIEF FINANCIAL OFFICER

03/26/2025

DATE



James Crawford (Mar 28, 2025 12:18 CDT)

PRESIDENT

03/28/2025

DATE

ATHLETICS

Dr. Kevin Granger
Vice President for Intercollegiate Athletics



ATHLETICS | April 10, 2025 | MEN'S TRACK AND FIELD REPEATS AS SWAC INDOOR CHAMPIONS



Texas Southern men's track and field won its second consecutive SWAC Indoor Championship with a thrilling finish at the Birmingham Crossplex. Between last year's trifecta of winning men's cross country, indoor/outdoor titles, and the 2024 men's cross country championship, TSU has now won five consecutive titles under head coach emeritus Clyde Duncan, Sr. Duncan, Sr. also won his fifth straight SWAC Coach of the Year honor.

ATHLETICS | April 10, 2025 | ATHLETICS SETS NEW SINGLE-YEAR APR MARK

The Texas Southern University Department of Athletics achieved a record-breaking Academic Progress Rate (APR) score of 979 for the 2023-24 academic year.

The APR assesses the eligibility, graduation rates, and retention of student-athletes each semester or academic term, providing a comprehensive overview of the academic performance of each team across all sports. Each team is required to meet an academic benchmark of 930 to qualify for postseason participation, with potential penalties for consistently low academic performance.

Furthermore, Texas Southern University has made significant strides toward closing the gap with the Division I national average, which was reported by the NCAA as 984 for the 2022-23 cycle. The department also had multiple teams achieve a perfect APR score of 1,000 in the previous cycle, and these teams will be formally recognized by the NCAA in the coming months.



TEXAS SOUTHERN ATHLETICS

979

HIGHEST APR IN SCHOOL HISTORY

ATHLETICS | APRIL 10, 2025 | TSU HALL OF FAME ANNOUNCES 2025 CLASS



The Texas Southern University Sports Hall of Fame has announced the induction of 13 new members into its 2025 class. This distinguished group comprises a combination of renowned head coaches, exceptional student-athletes from ten different sports, and two administrators who have significantly contributed to the establishment of the athletic department's current achievements.

The 2025 class represents the fifth overall induction cohort and the second consecutive class since the Hall of Fame was reinstated in 2024. The induction ceremony will take place during Homecoming week in October 2025.

ATHLETICS | April 10, 2025 | TSU DEPARTMENT OF ATHLETICS PARTNERS WITH SUITMART HOUSTON



The Texas Southern University Athletics Department announced a multiyear partnership with SuitMart Houston to provide apparel for its men's athletic programs.

The men's basketball and golf teams have already benefited from this collaboration, visiting SuitMart's South Main location to receive personalized fittings from the SuitMart team. This partnership marks a significant milestone for Dr. Kevin Granger, Vice President of Athletics, who envisions preparing and equipping TSU's student-athletes for success both during their college experience and in their future endeavors.

**TEXAS SOUTHERN UNIVERSITY
BOARD OF REGENTS AGENDA**

COMMITTEE: Bylaws and Policy (Ad Hoc)

ITEM: Request Approval to Revise the Travel Reimbursement Policy 51.03

DATE PREVIOUSLY SUBMITTED: N/A

SUMMARY:

Request for the Board of Regents to approve the proposed revisions to the Texas Southern University Board of Regent's Travel Reimbursement Board Policy 51.03. Item to be presented by Lisa McBride, Board Attorney.

SUPPORTING

DOCUMENTATION: Redline Board Policy 51.03 Update Attached

FISCAL IMPACT: No Fiscal Impact

ACTION REQUESTED: Administration recommends approval of this item

Legal Certification: Based on available information to date, this action item and its implementation will not be in violation of any applicable federal, state, or local law, or regulation.



GENERAL COUNSEL

01/28/2025

DATE

Fiscal Certification: This fiscal note shown above details the true and actual positive or negative fiscal effect that implementation of this proposal will achieve.



John Pittman (Jan 28, 2025 15:17 CST)

INTERIM CHIEF FINANCIAL OFFICER

01/28/2025

DATE



James Crawford (Jan 28, 2025 20:34 CST)

PRESIDENT

01/28/2025

DATE

Board Policy 51.03 Travel Reimbursement

Faculty and Staff

The board delegates to the president or his or her designee the authority to approve all travel reimbursement for faculty and staff from appropriated or other funds. All such reimbursements must comply with University and State of Texas rules and regulations on travel (*See* TSU MAPPs 03.02.10 and 03.02.11; General Appropriations Act, Article IX, Part 5; Chapter 660 of the Texas Government Code, referred to as the Travel Regulations Act; 34 Texas Administrative Code §5.22, referred to as State of Texas Travel Guidance).

Board of Regents

Overview

The Texas Education Code allows Texas Southern University to pay for the regents' actual expenses incurred in the discharge of their duties from any available funds of the University. *See* Tex. Educ. Code §106.15.

The term “in the discharge of their duties” shall mean the accomplishment of board duties as defined by Section 51.352 of the Texas Education Code and the Board’s Bylaws, including the reasonably necessary means and methods to accomplish those duties.

The term “expenses” specifically includes transportation, meals, and lodging expenses, in amounts not to exceed the rates and limitations specified in University and State of Texas rules and regulations on travel (*See* TSU MAPPs 03.02.10 and 03.02.11; General Appropriations Act, Article IX, Part 5; Chapter 660 of the Texas Government Code, referred to as the Travel Regulations Act; 34 Texas Administrative Code §5.22, referred to as State of Texas Travel Guidance).

All regent expenses/requests for reimbursement must comply with University and State of Texas rules and regulations on travel and fall within the University budget allocated for that purpose. Regent expenses reimbursed or paid from state appropriated funds shall not exceed the annual cap contained in the General Appropriations Act for that purpose for the biennium.

Any incremental travel expenses incurred by the university or by a board member on behalf of a board member’s spouse, dependents or guests, in attending the work of the board, are the sole responsibility of the board member.

Except for expenses associated with attendance at regularly scheduled board meetings, all requests for reimbursement of regent expenses, including **domestic** travel and business meals while discharging board duties, must be preapproved by the Board Chair or Vice Chair, or in the case of the Board Chair’s expenses, the Vice Chair, before the expense is incurred.

Process

A separate record of regent expenses, expense approvals, and reimbursement requests shall be kept and maintained as provided in the University’s rules and regulations on travel (*See* TSU MAPPs 03.02.10 and 03.02.11).

Regent reimbursement and preapproval requests shall first be prepared by the Board Office then forwarded to the Division of Business and Finance for review and returned to the Board Office for submission to the Board Chair or Vice Chair (as applicable) for final approval.

The Board Office shall develop procedures for regent submission of expenses and requests for reimbursement, and Board Office review of same for compliance with University and State rules and regulations on travel prior to submission to the Division of Business and Finance or the Board Chair or Vice Chair.

Annual Audit

The Audit and Compliance Committee Chair in coordination with the Internal Auditor shall ensure regent expenses and requests for reimbursement are audited annually and the resulting audit report submitted to the Board.

Policy and State Law References

Detailed University and State of Texas travel rules and regulations are available as follows:

- University Rules
 - TSU MAPP 3.02.10: Travel Paid from State -Appropriated Funds
<https://www.tsu.edu/mapp/pdf/fiscal-affairs/030210-trvl-pd-state-001.pdf>
 - TSU MAPP 3.02.11: Travel Paid from Local Funds
<https://www.tsu.edu/mapp/pdf/fiscal-affairs/030211-trvl-pd-local-001.pdf>
- State Rules
 - General Appropriations Act for the Current Biennium
<https://lrl.texas.gov/legis/budget.cfm>
 - Chapter 660 of the Texas Government Act, Travel Regulations Act
<https://statutes.capitol.texas.gov/Docs/GV/htm/GV.660.htm>
 - 34 Texas Administrative Code §5.22, State of Texas Travel Guidance [https://texas-sos.appianportalsgov.com/rules-and-meetings?\\$locale=en_US&interface=VIEW_TAC_SUMMARY&queryAsDate=01%2F10%2F2025&recordId=199831](https://texas-sos.appianportalsgov.com/rules-and-meetings?$locale=en_US&interface=VIEW_TAC_SUMMARY&queryAsDate=01%2F10%2F2025&recordId=199831)
 - State Comptroller's website on state travel rules, TexTravel
<https://fmxcpa.texas.gov/fmx/travel/texttravel/index.php>