

**WACO INDEPENDENT SCHOOL DISTRICT
REGULAR MEETING
WISD Conference Center
115 S 5th Street
Waco, Texas 76701**

Thursday, January 23, 2025 - 6:00 PM

A Regular Meeting of the Board of Trustees of Waco Independent School District will be held January 23, 2025, beginning at 6:00 PM in the WISD Conference Center, 115 S 5th Street, Waco, Texas.

The subjects to be discussed or considered or upon which any formal action may be taken are listed below. Items do not have to be taken in the same order as shown on this meeting notice/agenda.

Unless removed from the consent agenda, items identified within the consent agenda will be acted on at one time.

AGENDA

1. **Call to Order**
2. **Public Comments on Agenda Items**
3. **Moment of Silence and Pledge of Allegiance**
4. **Special Recognitions**
 - 4.A. Pledge Leaders
 - 4.B. School Board Appreciation Month
 - 4.C. Community Partner Award
5. **Superintendent's Report**
 - 5.A. Attendance Boundaries Committee Meeting #3
 - 5.B. Structured Campus Visits
 - 5.C. Superintendent Student Advisory Committees
 - 5.D. Introduction of Deputy Superintendent
6. **Information Items/Reports**
 - 6.A. Monthly Financial Reports for the Period Ended December 31, 2024
7. **Consent Agenda: Consider and Take Appropriate Action**
 - 7.A. Set Trustee General Election for District 4, Place 4 and District 5, Place 5, for Saturday, May 3, 2025 and Approve the Order of Election.

Establecer la Elección General para el Distrito 4, Lugar 4 y Distrito 5, Lugar 5 para el sábado, 3 de mayo, del 2025, y Aprobar la Orden de la Elección
 - 7.B. Amendments to the 2024-2025 Budget
 - 7.C. Bid Award for Educational Consultants, Professional Development, and Other Student-Based Contracted Services
 - 7.D. Bid Award for Local Retailers' General Merchandise
 - 7.E. Bid Award for Maintenance Supplies, Equipment, and Services

- 7.F. Bid Award for Educational and Other School District Related Software
- 7.G. Purchases in Excess of \$50,000 under Pre-Existing Bid, Purchasing Cooperative, or Allowed Professional Service
- 7.H. Interlocal Agreement with the City of Waco and the Waco Independent School District
- 7.I. Approval and Execution of Final Plat for Cotton Palace Park
- 7.J. Approve Amendment to Legal Services Agreement
- 7.K. Approve Reimbursement to Former Superintendent for Teacher Retirement System Matters
- 7.L. Low Attendance Waiver
- 7.M. Campus Targeted Improvement Plans
- 7.N. Approve Change Order #4 to Contract with CORE Construction for Time Extension for Tennyson Middle School
- 7.O. Board of Trustees Meeting Minutes
 - 7.O.1. November 12, 2024 - Attendance Boundaries Meeting
 - 7.O.2. December 5, 2024 - Attendance Boundaries Meeting
 - 7.O.3. December 12, 2024 - Regular Meeting
- 8. **Public Hearing Regarding the 2023-2024 Texas Academic Performance Report (TAPR)**
Presenter: Jessica Steele
- 9. **Consider, Discuss and Take Appropriate Action Regarding the 2024-2025 Instructional Calendar**
Presenter: Dr. Deena Cornblum
- 10. **Review and Discuss the 2023-2024 External Audit Results and Take Appropriate Action Regarding the Annual Financial Report for the Fiscal Year Ended August 31, 2024**
Presenter: Sheryl Davis
- 11. **Announcements**
- 12. **Review and Discuss Potential Contracts on Real Property**
- 13. **Consideration of Personnel**
 - 13.A. Deliberate the Appointment, Employment, Evaluation, Reassignment, Duties, Discipline, or Dismissal of a Public Officer or Employee
 - 13.B. Hear a Complaint or Charge Against an Officer or Employee
- 14. **Adjournment**

Waco Independent School District

Board of Trustees Meeting Agenda Item

Date: January 23, 2025

Contact Person: Wendy Sledd

RE: Special Recognitions

=====

Background Information:

Pledge Leaders

Pledge leaders are Lesly Antonio and Jayden Carranco of Bell’s Hill Elementary.

School Board Appreciation Month

January is Texas School Board Appreciation Month. This year’s state theme – Leadership for Tomorrow’s Texas – is fitting for the work our trustees do through their selfless service.

Stephanie Korteweg President, District 2 is in her 10th year of service to Waco ISD. An educator herself, President Korteweg has remained connected to her roots as a classroom teacher. This perspective allows her to view things through an educator’s lens with a focus on how a decision will affect teachers and students. Trustee Korteweg is a steadfast advocate for listening to and engaging the community and her leadership has helped us move important 2021 bond projects forward.

Jose Vidaña Vice President, District 3 is in his sixth year of service to Waco ISD. Vice President Vidaña is extremely active in the community and a strong advocate for our students. He and his family never miss a chance to support Waco ISD students and staff at various school events and performances. As a University High School graduate and now parent, he continues to be one of the Trojans’ biggest fans.

Jeremy Davis, Secretary, District 1 is in his fourth year of service and is an avid supporter of Waco’s youth. In addition to serving on the board, Trustee Davis is the founder of Mentor Waco where he works to assist students in academic achievement and improved behavior. He cares about our kids and is a true advocate for the student voice in education.

Keith Guillory, Trustee At-large, is in his fourth year of service. As a deputy fire marshal, board member and parent he serves the community while wearing many different hats. A caring neighbor, he is also the founder of Tell The World Ministries, Literacy Intervention Team Waco, and the Forever Young Scholarship, which is dedicated to breaking the silence against domestic violence.

Angelo Ochoa, Trustee At-large, is in his third year of service. Mr. Ochoa brings his financial expertise as an investment advisor to the team. A former educator, Ochoa was recognized as University High School Teacher of the Year. He comes from a long line of educators, is proudly married to one, and is able to view things from unique and important perspectives that serve our district well.

Jonathan Grant, Trustee District 4, is in his third year of service. With experience as a small business owner and minister, he understands the importance of relationships. Grant is a devoted Baylor Bear alumnus, proud Waco ISD parent, and is extremely passionate about improving outcomes for all our students. Having served on various boards and committees he embodies what it means to be a true servant leader.

Jim Patton, Trustee District 5, is in his second year of service and has been a great asset to Waco ISD. Trustee Patton currently serves on the Waco ISD Education Foundation Board and was previously an educator and campus leader in Waco ISD. He is a proud supporter who values staff and understands the role our district plays in ensuring Waco is a great place to work and learn.

Community Partner Award

Prosper Waco is honored with the TASB Stand Up for Public Education Award as the January Waco ISD Community Partner of the Month.

Fiscal Implications:

None

Administration Recommendations:

For discussion only

Waco Independent School District

Board of Trustee Meeting Agenda Item

Date: January 23, 2025

Contact Person: Sheryl Davis

RE: Monthly Financial Reports for the Period Ended December 31, 2024

=====

Background Information:

Attached are the compiled December monthly financial reports for the following:

- General Fund
- Food Service Fund
- Debt Service Fund
- Internal Services Fund

These interim financial statements have been prepared utilizing data generated from the automated financial system and do not include any information related to other special revenue funds, capital projects funds, or trust and agency funds. Balances included in the report are unaudited and may change as a result of final year end closing entries and audit activities.

Fiscal Implications:

None.

Administrative Recommendations:

The monthly financial reports for the period ended December 31, 2024 are presented for information, only. No action is required.



**Waco Independent School District
Business & Financial Services**

Sheryl Davis
Chief Financial Officer

P.O. Box 27, Waco, Texas 76703
Phone: 254-755-9440

January 15, 2025

Board of Trustees
Waco Independent School District
Waco, Texas

The accompanying balance sheets, statements of revenues, expenditures and changes in fund balance, and encumbrances and expenditures by fund, function and object for the month ending December 31, 2024 have been compiled for the General Fund, Food Service Fund, Debt Service Fund, and Internal Services Fund. Final cash reconciliation procedures and financial audit activities may result in additional adjustments to the financial statements. These preliminary financial reports are prepared utilizing the following assumptions:

- Revenue: Recorded on a cash basis with adjustments to accrual basis made at August 31, 2025.
- Expenditure: Totals on the "Statement of Revenues, Expenditures and Changes in Fund Balance" include expenditures occurring during the interim period reported. Balances will be adjusted to accrual basis at August 31, 2025. Outstanding encumbrances are included on the "Encumbrances and Expenditures by Fund, Function, and Object" schedule, only.
- Beginning Fund Balance: Represents August 31, 2024 audited ending fund balance.

I have not performed an audit or review of these financial statements. Please do not hesitate to call if you have any questions or need further assistance.

A handwritten signature in black ink that reads 'Sheryl Davis'.

Sheryl Davis
Chief Finance Officer

Comparison of Fiscal Year 2024-2025 Revenues and Expenditures to Previous Fiscal Year as of December 31, 2024

Variations in revenues and expenditures as compared to the previous year are primarily due to the cyclical nature of budgetary receipts and expenditures. The larger variances are explained in this summary.

General Fund

Revenues:

5710 Local Property Taxes – Collections as of the end of December have decreased \$895,665 from last year and, as a percent of estimated revenue, collections have decreased slightly by 0.2%. Because the 2024 M&O tax rate was unchanged from 2023 and taxable values increased only 0.5%, this not inconsistent with estimates. That said, value adjustments as of the end of December have resulted in a decrease of \$50.4 million in value and \$0.5 million in the current year's levy. Value adjustments at the same time last year reflected a decrease of \$24.6 million. The levy adjustment at this time last year was \$3.4 million but that was significantly impacted by the change in the homestead exemption and freeze.

5730 Tuition and Fees – Current year revenue reflects an increase of \$22,035 over last year.

5740 Other Local Revenue – Revenues have decreased \$653,738 from last year. This is primarily attributable to the receipt of \$500,000 in insurance recoveries, associated with hail damages, in November 2023. Additionally, earnings on investments are \$337,944 less than this time last year due to reductions in interest rates.

5810 Per Capita and Foundation School Program Revenue – Foundation School Program revenue is projected to be \$5.1 million less than 2023-2024 (including the loss in revenue of \$1.6 million from the termination of the partnership with Transformation Waco and the loss of the additional aid authorized under the Texas Education Code §48.252). However, year-to-date receipts reflect an increase of \$2.3 million over last year. Throughout last year, the Texas Education Agency was recouping an overpayment of \$17 million from the final settle-up for the 2022-2023 school year.

5900 Federal Sources Revenue – Revenues have increased \$1.1 million over last year primarily due to the recording of indirect cost recoveries associated with the finalization of federal stimulus funds as of September 30th.

Functional Expenditures:

As mentioned above, the termination of the partnership with Transformation Waco for the management of a number of the district's campuses, resulted in a revenue loss of \$1.6 million to the District. This loss was offset by reductions in appropriations throughout the budget, particularly in functional expenditures for curriculum and staff development, instructional leadership, school leadership, social work services, and general administration. Expenditures in the functional categories appear to be consistent with last year's spending pattern with the exceptions shown below.

11 Instruction – Expenditures have decreased \$0.1 million from last year. \$67,215 of the decrease is a result of net salary and benefit decreases (reductions in staffing were offset by the absorption of dyslexia and supplemental instruction positions previously fund through federal stimulus funds).

12 Instructional Resources and Media Services – As discussed during budget development, librarian positions, added through federal stimulus funds, were going to be picked up by the general fund effective this year. This change in funding source is responsible for the increase in expenditures of \$277,553.

13 Curriculum and Instructional Staff Development – Expenditures have decreased \$212,982 or 18.4%. As mentioned above, the termination of the agreement with Transformation Waco resulted in the elimination of a number of supplemental positions including two administrative positions performing curriculum and instructional staff development functions.

21 Instructional Leadership – The decrease of \$113,363 is again due to the elimination of two positions from the Transformation Zone operations management.

23 School Leadership – For the 2024-2025 school years the campuses, previously under contracted management, were subject to the District’s staffing guidelines. Adherence to these guidelines resulted in the elimination of five administrative and three paraprofessional positions and is reflected in the decreased expenditure of \$408,336.

31 Guidance, Counseling and Evaluation Services – Expenditures have increased \$243,040 over last year. This increase is primarily due to the increase in diagnosticians and other evaluation staff in the special education department.

32 Social Work Services – Positions funded in the Transformation Zone included three social work positions which were eliminated with the end of the management contract.

34 Student Transportation – Expenditures have increase \$674,973. The increase is a combination of increased costs arising from bringing the service in-house as well as the receipt of three micro-buses costing \$301,472. The special education buses which we were supposed to receive in December have not yet been delivered.

41 General Administration – Two administrative positions were eliminated with the Transformation Zone management contract. Additionally, contracted services for the executive officer and program consultant, had reduced expenditures by another \$128,436.

51 Plant Maintenance and Operations – Expenditures have increased \$548,953. Most of this is due to the almost 40% increase in property insurance.

52 Security and Monitoring Services – The increase of \$454,510 is primarily due to the increase in salary and benefit expenditures of \$374,628 partially offset by a decrease in contracted services of \$89,501. Almost all of the positions added to staff all District campuses are currently filled. At sites where the positions have not been filled, the District continues to place contracted off-duty officers from other agencies. Expenditures include \$64,915 for a police car received in September.

61 Community Services – Upon the termination of the management partnership with Transformation Waco, the District entered into an agreement for the continuation of wrap-around services to the previously managed campuses. The increase of \$154,915 reflects those costs.

71 Debt Service – The increase of \$92,265 results from the accounting of new copier leases. This amount is offset by an increase in other financing sources as required under GASB Statement 87.

95 Juvenile Justice Program – An increase in daily rates and the District’s participation in the program has resulted in increased expenditures of \$93,303.

97 Payments to Tax Increment Fund – Increased activity in Tax Increment Reinvestment Zone #3 has resulted in an increase in values and associated pass-through tax collections of \$107,977.

Child Nutrition Fund

Revenues:

5900 Federal Sources Revenue – Federal reimbursements for meals has increased \$315,666 over last year. This is primarily due to the increased availability of federal food commodities. We have received \$431,541 in commodities so far this year. This value of these commodities is reflected as both increased revenues and expenditures.

Functional Expenditures:

Expenditures in the functional categories appear to be consistent with last year’s spending pattern with the exceptions shown below.

35 Food Services – Expenditures have increased \$882,746 over last year. Most of the increase, \$497,556, is due to the purchase of food service equipment items as proposed under the District’s plan to draw down the excess fund balance. \$150,450 is in increased salary and benefit costs resulting from better employee retention. As mentioned above, increases in commodities contributed \$173,264 to the expenditures.

Debt Service Fund

Revenues:

5710 Local Property Taxes – Property tax collections at the end of December have increased \$285,570 in comparison to last year. This is primarily due to the \$0.02035 increase in the I&S tax rate to cover debt service costs for the 2024-2025 fiscal year.

5740 Other Local Revenue – The decrease in other local revenues of \$22,281 results from a decrease in investment income of \$17,142 offset by an increase in tax collections and pass-through payments of \$39,923 for Tax Increment Reinvestment Zone #3.

5820 Other State Program Revenue – The increase in State program revenue is a timing difference between fiscal years. The \$2.6 million received represents additional State aid for the change in the homestead exemption (ASAHE) for facilities. Last year, \$1.2 million of the funds were received in December and another \$1.0 million was received in July. The delay in payments last year was caused by the immediate implementation of changes in the homestead exemption and TEA’s need to develop and allocate hold harmless adjustments for the increase from \$40,000 to \$100,000.

Functional Expenditures:

97 Payments to Tax Increment Fund – As mentioned previously, the increase in revenue and expenditures is due to higher values of properties in Tax Increment Reinvestment Zone #3.

Proprietary Fund – Governmental Activities – Internal Service Fund

The District utilizes an Internal Services Fund to account for its fully-insured group health insurance plan as well as its partially self-insured workers' compensation and unemployment coverages. Internal service funds are utilized to account for the financing of goods or services provided by one organizational unit of the school district to other organizational units. It essentially facilitates the allocation of costs to all funding sources.

Operating revenues and operating expenses have been included in a detail designed to provide relevant information. Revenues from District contributions (assessments to other funds) are distinguished from revenues from employee contributions to health insurance. Expenses detail claims payments, administrative fees, and stop-loss or excess insurance costs.

As of December 31, 2024, revenues exceeded expenditures by \$203, compared to a deficit of \$589,182 last year. Medical claims reflect a \$814,127 decrease. Claims are net of \$919,705 in stop-loss payments received this fiscal year. Prescription drug claims continue to climb, increasing \$340,435 over last year. Prescription drug rebates generated under CVS increased \$380,522 or 107.4% over 2023-2024. The following chart reflects net operations for the various programs accounted for in the fund:

Program	Revenues	Expenditures	Net
Group Health Insurance	\$ 5,079,403	\$ 4,989,043	\$ 90,362
Unemployment Compensation	32,261	10,922	21,339
Workers' Compensation	325,156	203,967	121,189
Wellness Programs	3,536	33,203	(29,667)
Total	\$ 5,440,356	\$ 5,237,134	\$ 203,222

Under the terms of the agreement with United Health Care, the District may be reimbursed up to \$50,000 for eligible wellness program costs. In December, we utilized the funding to replace audiometers throughout the District, purchased equipment for a wellness center as well as swag for health fair activities. The purchases have been submitted to United Health Care for payment.

Unemployment shows an expense of \$10,922 for the year. This amount is for the quarter ended September 30, 2024.

Workers' compensation claims expenses have increased \$15,238 and TASB's administrative fee, paid at the beginning of the year, totaled \$120,516, an increase of \$17,243 over last year. While contribution rates under TASB's coverage increased overall, with the transition to an in-house transportation system, we added coverage for transportation staff. Driver rates run about 80% of the rates for police officers and 76% of the rates for auxiliary workers but are significantly higher than the rates for professional and clerical staff. As a result, contributions increased \$105,474.

Reserves for estimated incurred-but-not-reported (IBNR) claims for the fully self-funded health insurance plan totaled \$562,000 for medical claims and \$110,000 for prescription drugs, at August 31, 2024. Additionally, reserves for the estimated allocated loss adjustment expense (ALAE) for the partially self-funded workers' compensation plan totaled \$273,429. In total this is an increase in the estimated liability of \$609,137. The audited beginning net position at September 1, 2024 was \$1,640,250. This is an increase of \$82,734 over last year's beginning fund balance.

Waco Independent School District
BALANCE SHEET
GENERAL FUND
As of December 31, 2024

ASSETS

Cash and Temporary Investments	\$ 72,497,396
Property Taxes Receivable, Net of Allowance of \$992,196	2,161,643
Accrued Interest	432,575
Due from Other Funds	9,320,376
Other Receivables	73,194
Inventories	388,356
Deferred Expenditures	40,282
Total Assets	\$ 84,913,821

LIABILITIES

Accounts Payable	\$ 583,844
Payroll Withholdings and Contributions Payable	1,369,938
Accrued Wages Payable	9,672,064
Due to Other Governments	519,264
Unearned Revenue	19,652
Total Liabilities	\$ 12,164,762

DEFERRED INFLOWS OF RESOURCES

Unavailable Revenues - Property Taxes	\$ 2,161,643
Total Deferred Inflows of Resources	\$ 2,161,643

FUND BALANCES

Nonspendable Fund Balance	\$ 428,638
Restricted Fund Balance	-
Committed Fund Balance	1,070,052
Assigned Fund Balance	-
Unassigned Fund Balance	69,088,727
Total Fund Balances	\$ 70,587,416
Total Liabilities and Fund Balances	\$ 84,913,821

Waco Independent School District
STATEMENT OF REVENUES, EXPENDITURES AND CHANGES IN FUND BALANCE
BUDGET AND ACTUAL
For the Period Ended December 31, 2024

GENERAL FUND

	Adopted Budget	Amended Budget	(Memo) Monthly		(Memo) Year-to-Date		Difference- Amended Budget to YTD Actual	CY YTD As % of Budget	PY YTD As % of Budget
			Current	Prior Year	Current	Prior Year			
			12/31/2024	12/31/2023	12/31/2024	12/31/2023			
REVENUES									
LOCAL SOURCES									
5710 Local Property Taxes	\$ 67,283,414	67,283,414	18,002,511	19,042,609	23,272,323	24,167,989	(44,011,091)	34.59%	34.81%
5720 Services to Other Districts	77,000	77,000	7,186	5,987	31,824	29,059	(45,176)	41.33%	38.24%
5730 Tuition & Fees	150,000	150,000	20,848	13,855	80,547	58,511	(69,453)	53.70%	30.96%
5740 Other Local Revenue	2,982,880	3,552,559	443,907	383,608	1,368,055	2,021,793	(2,184,504)	38.51%	55.49%
5750 Extracurricular Activities	379,400	379,400	44,098	1,409	319,933	172,296	(59,467)	84.33%	54.82%
5760 Intermediate Source (C.E.D.)	381,000	381,000	-	-	-	-	(381,000)	0.00%	0.00%
Total Local Sources	\$ 71,253,694	71,823,373	18,518,549	19,447,469	25,072,682	26,449,649	(46,750,691)	34.91%	35.75%
STATE SOURCES									
5810 Per Capita & FSP Act	\$ 72,248,367	72,248,367	841,670	319,953	35,217,126	32,954,891	(37,031,241)	48.74%	46.25%
5830 Other State Program	7,740,070	7,740,070	603,183	569,797	2,353,393	2,243,894	(5,386,677)	30.41%	30.07%
Total State Sources	\$ 79,988,437	79,988,437	1,444,853	889,750	37,570,519	35,198,785	(42,417,918)	46.97%	44.72%
FEDERAL SOURCES									
5900 Federal Sources Revenue	3,718,789	3,718,789	110,327	141,022	1,656,086	522,822	(2,062,703)	44.53%	9.67%
Total Revenues	\$ 154,960,920	155,530,599	20,073,729	20,478,241	64,299,286	62,171,256	(91,231,313)	41.34%	39.32%
EXPENDITURES									
11 Instruction	\$ 88,021,699	87,950,716	6,333,612	6,102,088	32,195,565	32,327,454	55,755,151	36.61%	36.43%
12 Instructional Resources & Media	1,422,823	1,477,029	111,447	38,073	505,090	227,537	971,939	34.20%	33.74%
13 Curriculum & Staff Development	3,372,422	3,312,349	191,561	226,350	942,848	1,155,831	2,369,501	28.46%	24.76%
21 Instructional Leadership	3,415,549	3,413,284	226,338	232,792	1,078,238	1,191,601	2,335,045	31.59%	29.78%
23 School Leadership	9,519,505	9,522,005	657,695	711,322	3,083,838	3,492,174	6,438,167	32.39%	33.26%
31 Guidance, Counseling & Evaluation	7,040,303	7,061,440	533,381	427,641	2,515,992	2,272,952	4,545,449	35.63%	35.36%
32 Social Work Services	543,622	543,622	29,721	56,686	141,481	279,142	402,141	26.03%	33.65%
33 Health Services	1,622,342	1,624,607	130,315	110,450	609,425	550,628	1,015,182	37.51%	35.69%
34 Student Transportation	4,927,508	5,965,880	368,130	58,818	1,685,500	1,010,528	4,280,380	28.25%	19.77%
35 Food Service	-	-	-	-	21,157	-	(21,157)	0.00%	0.00%
36 Extracurricular Activities	5,577,914	5,638,899	311,096	314,954	2,090,543	2,005,043	3,548,356	37.07%	34.18%
41 General Administration	6,349,454	6,520,985	428,682	406,483	2,014,185	2,335,225	4,506,800	30.89%	31.04%
51 Plant Maintenance & Operations	20,313,668	22,038,582	1,241,096	1,100,845	7,292,898	6,743,945	14,745,684	33.09%	33.81%
52 Security & Monitoring Services	3,692,568	3,941,452	338,186	201,367	1,596,910	1,142,400	2,344,542	40.52%	30.23%
53 Data Processing Services	3,430,585	3,430,585	214,332	113,622	1,997,650	1,624,520	1,432,935	58.23%	54.52%
61 Community Services	1,039,707	1,044,457	74,404	39,165	339,081	184,167	705,376	32.46%	36.92%
71 Debt Service	318,000	318,000	27,393	17,707	163,255	70,990	154,745	51.34%	23.51%
93 Shared Services Arrangements	300,000	300,000	-	-	-	-	300,000	0.00%	0.00%
95 Juvenile Justice Program	555,000	555,000	-	-	243,373	150,070	311,627	43.85%	25.65%
97 Payments to Tax Increment Fund	175,000	175,000	108,670	-	109,621	1,644	65,379	62.64%	6.58%
99 Other Intergovernmental Charges	935,000	935,000	218,355	206,912	425,266	419,614	509,734	45.48%	44.73%
Total Expenditures	\$ 162,572,669	165,768,892	11,544,414	10,365,273	59,051,918	57,185,465	106,716,974	35.62%	34.61%
Excess (Deficiency) of Revenues Over (Under) Expenditures	\$ (7,611,749)	(10,238,293)	8,529,315	10,112,968	5,247,368	4,985,791	15,485,661		
OTHER FINANCING SOURCES (USES)									
7900 Other Sources	-	-	-	-	191,789	-	191,789		
8900 Other Uses	(535,000)	(535,000)	-	-	-	-	(535,000)		
Total Other Financing Source (Uses)	\$ (535,000)	(535,000)	-	-	191,789	-	(343,211)		
Total Changes in Fund Balances	\$ (8,146,749)	(10,773,293)	8,529,315	10,112,968	5,439,157	4,985,791	16,212,450		
Fund Balances, Beginning	49,904,907	65,148,260			65,148,260	57,988,813	-		
Fund Balances, Ending	\$ 41,758,158	54,374,967			70,587,417	62,974,604	16,212,450		

Waco Independent School District
EXPENDITURES AND ENCUMBERED FUNDS BY FUNCTION AND MAJOR OBJECT
GENERAL FUND
For the Period Ended December 31, 2024

							<i>(Memo)</i>		
		Payroll	Purchased & Contracted	Supplies & Materials	Other Operating	Debt Services	Capital Outlay	Total Year-to-Date	Total Year-to-Date
		Costs	Services	Costs	Costs	Costs	12/31/2024	12/31/2023	
		6100	6200	6300	6400	6500	6600	6000	6000
11	Instruction	\$ 29,074,794	2,496,977	680,625	123,976	-	166,296	32,542,667	32,683,661
12	Instructional Resources & Media	434,853	1,299	62,888	1,733	-	6,499	507,272	235,208
13	Curriculum & Staff Development	851,486	33,322	32,261	70,574	-	2,985	990,627	1,199,220
21	Instructional Leadership	994,878	17,966	38,002	73,178	-	-	1,124,024	1,291,258
23	School Leadership	2,989,155	23,652	46,641	50,611	-	5,204	3,115,263	3,535,863
31	Guidance, Counseling & Evaluation	2,428,969	27,556	65,338	19,706	-	-	2,541,570	2,315,445
32	Social Work Services	139,450	-	57	2,811	-	-	142,318	281,756
33	Health Services	599,223	3,230	8,315	1,191	-	-	611,960	552,273
34	Student Transportation	1,178,127	82,789	444,047	(177,592)	-	1,038,372	2,565,743	3,160,379
35	Child Nutrition	-	-	-	-	-	21,157	21,157	-
36	Co/Extracurricular Activities	1,088,166	312,632	263,530	476,858	-	125,487	2,266,672	2,447,876
41	General Administration	1,479,232	241,128	135,843	252,742	-	5,970	2,114,916	2,577,479
51	Plant Maintenance & Operations	3,100,857	2,576,629	841,216	1,769,191	-	92,075	8,379,969	7,933,059
52	Security & Monitoring Services	917,920	746,908	120,940	93,582	-	106,276	1,985,626	1,541,421
53	Data Processing Services	539,198	150,833	1,447,587	17,124	-	-	2,154,741	1,829,784
61	Community Services	280,665	155,409	994	2,144	-	-	439,211	284,375
71	Debt Service	-	-	-	-	163,255	-	163,255	70,990
81	Facilities Acquisition & Construction	-	-	-	-	-	-	-	-
93	Shared Services Arrangements	-	-	-	-	-	-	-	-
95	Juvenile Justice Program	-	-	-	301,748	-	-	301,748	150,070
97	Payments to Tax Increment Fund	-	-	-	109,621	-	-	109,621	1,644
99	Other Intergovernmental Charges	-	425,266	-	-	-	-	425,266	419,614
Total Expenditures & Encumbered Funds		\$ 46,096,972	7,295,595	4,188,284	3,189,198	163,255	1,570,321	62,503,625	62,511,375

Waco Independent School District
BALANCE SHEET
CHILD NUTRITION FUND
As of December 31, 2024

ASSETS

Cash and Temporary Investments	\$ 6,968,425
Due from Other Governments	3,153,857
Accrued Interest	36,046
Due from Other Funds	-
Total Assets	<u>\$ 10,158,327</u>

LIABILITIES

Accounts Payable	\$ 1,316,468
Accrued Wages Payable	215,459
Due to Other Funds	389,038
Total Liabilities	<u>\$ 1,920,965</u>

FUND BALANCES

Restricted Fund Balance	\$ 8,237,362
Total Fund Balances	<u>\$ 8,237,362</u>
Total Liabilities and Fund Balances	<u>\$ 10,158,327</u>

Waco Independent School District
STATEMENT OF REVENUES, EXPENDITURES AND CHANGES IN FUND BALANCE
BUDGET AND ACTUAL
For the Period Ended December 31, 2024

CHILD NUTRITION FUND

	Adopted Budget	Amended Budget	(Memo) Monthly		(Memo) Year-to-Date		Difference- Amended Budget to YTD Actual	CY YTD As % of Budget	PY YTD As % of Budget
			Current 12/31/2024	Prior Year 12/31/2023	Current 12/31/2024	Prior Year 12/31/2023			
REVENUES									
LOCAL SOURCES									
5740 Other Local Revenue	\$ 65,000	65,000	27,168	17,951	117,017	90,027	52,017	180.03%	360.11%
5750 Extracurricular Activities	550,000	550,000	53,710	35,755	283,294	252,594	(266,706)	51.51%	66.65%
Total Local Sources	\$ 615,000	615,000	80,878	53,706	400,311	342,621	(214,689)	65.09%	84.81%
STATE SOURCES									
5820 Other State Program (TEA)	\$ 39,000	39,000	-	-	-	-	(39,000)	0.00%	0.00%
Total State Sources	\$ 39,000	39,000	-	-	-	-	(39,000)	0.00%	0.00%
FEDERAL SOURCES									
5900 Federal Sources Revenue	\$ 10,835,400	10,835,400	923,476	779,992	4,612,307	4,296,642	(6,223,093)	42.57%	40.59%
Total Revenues	\$ 11,489,400	11,489,400	1,004,354	833,698	5,012,618	4,639,262	(6,476,782)	43.63%	42.22%
EXPENDITURES									
35 Food Services	\$ 12,325,453	13,888,776	892,189	813,393	4,479,762	3,597,016	9,409,014	32.25%	26.23%
Total Expenditures	\$ 12,325,453	13,888,776	892,189	813,393	4,479,762	3,597,016	9,409,014	32.25%	26.23%
Excess (Deficiency) of Revenues Over (Under) Expenditures	\$ (836,053)	(2,399,376)	112,165	20,306	532,856	1,042,247	2,932,232		
OTHER FINANCING SOURCES (USES)									
7900 Other Sources	-	-	-	-	-	-	-		
Total Other Financing Sources (Uses)	\$ -	-	-	-	-	-	-		
Total Changes in Fund Balances	\$ (836,053)	(2,399,376)	112,165	20,306	532,856	1,042,247	2,932,232		
Fund Balances, Beginning	6,776,660	7,704,506			7,704,506	5,873,954	-		
Fund Balances, Ending	\$ 5,940,607	5,305,130			8,237,362	6,916,200	2,932,232		

Waco Independent School District
EXPENDITURES AND ENCUMBERED FUNDS BY FUNCTION AND MAJOR OBJECT
CHILD NUTRITION FUND
For the Period Ended December 31, 2024

							<i>(Memo)</i>
	Payroll Costs	Purchased & Contracted Services	Supplies & Materials	Other Operating Costs	Capital Outlay	Total Year-to-Date 12/31/2024	Total Year-to-Date 12/31/2023
	<u>6100</u>	<u>6200</u>	<u>6300</u>	<u>6400</u>	<u>6600</u>	<u>6000</u>	<u>6000</u>
35 Food Services	\$ 1,362,743	2,588,968	904,122	57,279	1,201,479	6,114,592	4,037,905
Total Expenditures & Encumbered Funds	<u>\$ 1,362,743</u>	<u>2,588,968</u>	<u>904,122</u>	<u>57,279</u>	<u>1,201,479</u>	<u>6,114,592</u>	<u>4,037,905</u>

Waco Independent School District
BALANCE SHEET
DEBT SERVICE FUND
As of December 31, 2024

ASSETS

Cash and Temporary Investments	\$ 15,300,150
Property Taxes Receivable, Net of Allowance of \$281,215.58	597,914
Due from Other Funds	-
Total Assets	<u>\$ 15,898,064</u>

LIABILITIES

Due to Other Funds	\$ -
Due to Other Governments	81,543
Total Liabilities	<u>\$ 81,543</u>

DEFERRED INFLOWS OF RESOURCES

Unavailable Revenues - Property Taxes	\$ 597,914
Total Deferred Inflows of Resources	<u>\$ 597,914</u>

FUND BALANCES

Restricted Fund Balance	\$ 15,218,607
Total Fund Balances	<u>\$ 15,218,607</u>
Total Liabilities and Fund Balances	<u>\$ 15,898,064</u>

Waco Independent School District
STATEMENT OF REVENUES, EXPENDITURES AND CHANGES IN FUND BALANCE
BUDGET AND ACTUAL
For the Period Ended December 31, 2024

DEBT SERVICE FUND

	Adopted Budget	Amended Budget	(Memo)		(Memo)		Difference- Amended Budget to YTD Actual	CY YTD As % of Budget	PY YTD As % of Budget
			Monthly		Year-to-Date				
			Current 12/31/2024	Prior Year 12/31/2023	Current 12/31/2024	Prior Year 12/31/2023			
REVENUES									
LOCAL SOURCES									
5710 Local Property Taxes	\$ 23,531,688	23,531,688	6,634,211	6,511,689	8,570,425	8,284,855	(14,961,263)	36.42%	37.14%
5740 Other Local Revenue	106,000	106,000	80,164	37,617	132,803	110,522	26,803	125.29%	21.89%
Total Local Sources	\$ 23,637,688	23,637,688	6,714,375	6,549,306	8,703,228	8,395,377	(14,934,460)	36.82%	36.81%
STATE SOURCES									
5820 Other State Program (TEA)	\$ 2,358,804	2,358,804	-	1,187,138	2,593,259	1,187,138	234,455	109.94%	50.31%
Total State Sources	\$ 2,358,804	2,358,804	-	1,187,138	2,593,259	1,187,138	234,455	109.94%	50.31%
Total Revenues	\$ 25,996,492	25,996,492	6,714,375	7,736,444	11,296,487	9,582,515	(14,700,005)	43.45%	38.07%
EXPENDITURES									
71 Debt Service	\$ 25,950,492	25,950,492	-	-	1,650	2,150	25,948,842	0.01%	0.01%
97 Payments to Tax Increment Fund	46,000	46,000	40,062	-	40,309	387	5,691	87.63%	6.45%
Total Expenditures	\$ 25,996,492	25,996,492	40,062	-	41,959	2,537	25,954,533	0.16%	0.01%
Total Changes in Fund Balances	\$ -	-	6,674,313	7,736,444	11,254,528	9,579,979	11,254,528		
Fund Balances, Beginning	3,669,624	3,964,079			3,964,079	5,075,474	-		
Fund Balances, Ending	\$ 3,669,624	3,964,079			15,218,607	14,655,452	11,254,528		

Waco Independent School District
Statement of Net Position
Proprietary Fund
As of December 31, 2024

	Governmental Activities ----- Internal Service Fund
Assets	
Current assets:	
Due from other funds	2,883,348
Other receivables	81,140
Prepaid items-health insurance	512,392
Total assets	\$ 3,476,880
Liabilities	
Current liabilities:	
Accounts payable	687,979
Other current liabilities	945,429
Total current liabilities	\$ 1,633,408
Total liabilities	\$ 1,633,408
Net position	
Unrestricted net position	\$ 1,843,472
Total net position	\$ 3,476,880

Waco Independent School District
Statement of Revenues, Expenses, and Changes in Net Position
Budget and Actual
For the Period Ended December 30, 2024

Proprietary Fund
Governmental Activities - Internal Service Fund

	Budget	<i>(Memo)</i>		<i>(Memo)</i>		Difference Budget to Current Year-to-Date	CY YTD As % of Budget	PY YTD As % of Budget
		Monthly		Year-to-Date				
		Current 12/31/2024	Prior Year 12/31/2023	Current 12/31/2024	Prior Year 12/31/2023			
Operating revenues:								
Employee contributions:								
Group health	\$ 3,791,900	315,159	\$ 284,411	1,256,576	\$ 1,169,414	(2,535,324)	33.14%	31.69%
Assessments to other funds:								
Group health	10,907,700	771,044	780,365	3,087,826	3,138,333	(7,819,874)	28.31%	32.12%
Unemployment	72,100	7,077	4,012	32,261	13,484	(39,839)	44.74%	35.04%
Workers compensation	837,900	74,823	78,244	325,156	219,682	(512,744)	38.81%	49.79%
Wellness Program	50,000	-	-	3,536	-	(46,464)	7.07%	0.00%
Prescription drug rebates	2,228,700	735,002	-	735,002	354,480	(1,493,698)	32.98%	44.09%
Total operating revenues	\$ 17,888,300	1,903,106	1,150,081	5,440,356	4,898,442	(12,447,944)	30.41%	33.22%
Operating expenses:								
Administrative fees	\$ 1,379,600	114,881	175,330	580,496	528,397	799,104	42.08%	46.01%
Claims expense:								
Medical claims	7,243,200	571,712	542,658	1,536,050	2,350,178	5,707,150	21.21%	26.44%
Prescription drug claims	6,635,000	619,534	592,525	2,385,718	2,045,283	4,249,282	35.96%	43.24%
Unemployment	80,000	-	-	10,922	12,557	69,078	13.65%	57.08%
Workers compensation	619,100	-	-	83,451	68,213	535,649	13.48%	35.98%
Stop-loss insurance	1,881,400	149,030	119,751	607,294	478,679	1,274,106	32.28%	31.62%
Wellness Program	50,000	33,203	3,166	33,203	4,318	16,797	66.41%	8.64%
Total operating expenses	\$ 17,888,300	1,488,361	1,433,429	5,237,134	5,487,624	12,651,166	29.28%	33.17%
Change in net position	\$ -	414,746	(283,348)	203,222	(589,182)	203,222		
Net position:								
Net position, beginning	\$ 1,976,289			1,640,250	1,583,831	(336,039)		
Net position, ending	\$ 1,976,289			1,843,472	994,649	(132,817)		

Waco Independent School District
Statement of Cash Flows
For the Period Ended December 30, 2024

Proprietary Fund

	Governmental Activities Internal Service Fund
Cash flows from operating activities:	
Cash received from employee contributions	\$ 315,159
Cash received from assessments to other funds	438,200
Cash payments for claims	(1,191,247)
Cash payments for stop loss premiums	(149,030)
Cash payments for professional and contracted services	(114,881)
Net cash provided by operating activities	\$ 0
Net increase in cash and cash equivalents	\$ 0
Cash and cash equivalents at beginning of year	-
Cash and cash equivalents at end of year	\$ 0
Reconciliation of operating income to net cash provided by operating activities:	
Operating gain (loss)	\$ 414,746
Effects of increases and decreases in current assets and liabilities:	
Increase in receivables	(843,118)
Decrease in prepaid items	(1,636)
Decrease in accounts payable	687,702
Net cash provided by operating activities	\$ 257,693

Waco Independent School District

Board of Trustee Meeting Agenda Item

Date: January 23, 2025

Contact Person: Elizabeth Cox

RE: Set Trustee General Election for District 4, Place 4 and District 5, Place 5, for Saturday, May 3, 2025, and Approve the Order of Election

Establecer la Elección General para el Distrito 4, Lugar 4 y Distrito 5, Lugar 5 para el sábado, 3 de mayo, del 2025, y Aprobar la Orden de la Elección

=====

Background Information:

The McLennan County Elections Office has prepared the attached order for an election to be held on Saturday, May 3, 2025, to elect candidates to three-year terms representing District 4, Place 4, and District 5, Place 5 on the Waco ISD Board of Trustees.

The filing period started on Jan. 15 and ends at 5 p.m. on Feb. 14. (Write-in candidates may submit a declaration of candidacy through 5 p.m. on Feb. 18.)

Applications for a place on the ballot for both positions can be filed in the Superintendent’s Office on the 10th Floor of the Waco ISD Administration Building at 501 Franklin Avenue between 8 a.m. and 5 p.m. Monday through Friday. Applications can also be filed by mail or by email.

Waco ISD will participate in a joint election with Bellmead, Crawford, Gholson, Hewitt, Lacy Lakeview, Lorena, Mart, McGregor, Waco, Woodway, Bosqueville ISD, Connally ISD, Crawford ISD, Gholson ISD, La Vega ISD, Lorena ISD, Mart ISD, McGregor ISD, Midway ISD, and McLennan Community College to be conducted by the McLennan County Elections Office. Some entities may cancel uncontested elections.

A list of early voting sites and Election Day vote centers is included with the order. Ballots for all participating entities will be available at all early voting sites and Election Day vote centers. Early voting will take place April 22-29. Election Day is May 3.

Fiscal Implications:

Funds to pay for the election services contract with the county are included in 2024-2025 budget.

Administrative Recommendation(s):

Set the election and approve the Order of Election, as presented.

**ORDER OF GENERAL ELECTION
(ORDEN DE LA ELECCIÓN GENERAL)**

An election is hereby ordered to be held on May 3, 2025, for voting in a General Election to elect one (1) person for each position to serve the full term of three (3) years for two (2) School Board Members (Place 4 and Place 5) for Waco ISD.

(Por la presente se ordena que se llevará a cabo una elección el 3 de mayo de 2025, para votar en una elección general para elegir una (1) persona para que sirvan los termino completos de tres (3) años para los dos (2) junta de regentes (lugar número 4 y lugar número 5) para distrito escolar independiente de Waco.)

The execution of a Joint Election Agreement with Bellmead, Crawford, Gholson, Hewitt, Lacy Lakeview, Lorena, Mart, McGregor, Waco, Woodway, Bosqueville ISD, Connally ISD, Crawford ISD, Gholson ISD, La Vega ISD, Lorena ISD, Mart ISD, McGregor ISD, Midway ISD, Waco ISD, and McLennan Community College is hereby authorized and approved.

(La ejecución de un acuerdo de elección conjunta con Bellmead, Crawford, Gholson, Hewitt, Lacy Lakeview, Lorena, Mart, McGregor, Waco, Woodway, Bosqueville ISD, Connally ISD, Crawford ISD, Gholson ISD, La Vega ISD, Lorena ISD, Mart ISD, McGregor ISD, Midway ISD, Waco ISD, y McLennan Community College se autoriza y aprueba.)

**LOCATION(S) OF POLLING PLACES
(DIRECCIÓN(ES) DE LAS CASILLAS ELECTORALES)**

**See attached List
(Véase la lista adjunta)**

Early Voting by personal appearance will be conducted at:
(La votación adelantada en persona se llevará a cabo todos los días en:)

**Early Voting Sites:
(Lugares de votación adelantada)**

McLennan County Elections Administration Office (Main Early Voting Site)
Records Building (Basement)
214 North 4th Street, Suite 300
Waco, TX 76701

Waco Multi-Purpose Community Center
1020 Elm Avenue
Waco, TX 76704

West Waco Library
5301 Bosque Boulevard
Waco, TX 76710

Hewitt City Hall/Library
200 Patriot Court
Hewitt, TX 76643

The dates and times of Early Voting are:
(Los días y horas de votación adelantada son:)

Monday (lunes)	April 21, 2025 (21 de abril de 2025)	No EarlyVoting – State Holiday (No hay votación anticipada - Feriado estatal)
Tuesday (martes)	April 22, 2025 (22 de abril de 2025)	8:00 AM - 5:00 PM
Wednesday (miércoles)	April 23, 2025 (23 de abril de 2025)	8:00 AM - 5:00 PM
Thursday (jueves)	April 24, 2025 (24 de abril de 2025)	8:00 AM - 5:00 PM
Friday (viernes)	April 25, 2025 (25 de abril de 2025)	8:00 AM - 5:00 PM
Saturday (sabado)	April 26, 2025 (26 de abril de 2025)	7:00 AM - 7:00 PM
Sunday (domingo)	April 27, 2025 (27 de abril de 2025)	1:00 PM - 6:00 PM
Monday (lunes)	April 28, 2025 (28 de abril de 2025)	7:00 AM - 7:00 PM
Tuesday (martes)	April 29, 2025 (29 de abril de 2025)	7:00 AM - 7:00 PM

Applications to vote by mail should be mailed to:
(Las solicitudes para poder votar por deben ser enviadas a:)

McLennan County Elections Administration
Mailing Address: P.O. Box 2450 Waco, Texas 76703-2450
Physical Address: 214 N. 4th Street, Suite 300 Waco, Texas 76701
Fax: (254) 757-5041
Phone: (254) 757-5043
ballotbymail@co.mclennan.tx.us
www.mclennanvotes.com

Applications for ballot by mail must be received no later than the close of business on April 22, 2025:
(Las solicitudes para votar por correo tendrán que ser recibidas antes del fin del día laboral el 22 de abril 2025:)

Issued this the _____ day of _____, 2025.
(Emitada el día _____ de _____ 2025.)

President, Waco ISD
(presidente, Waco ISD)

Signature of Board Member
(Firma del Director)

Signature of Board Member
(Firma del Director)

Signature of Board Member
(Firma del Director)

Signature of Board Member
(Firma del Director)

Signature of Board Member
(Firma del Director)

Signature of Board Member
(Firma del Director)

Signature of Board Member
(Firma del Director)

Signature of Board Member
(Firma del Director)

Signature of Board Member
(Firma del Director)

Signature of Board Member
(Firma del Director)

MAY 3, 2025 ELECTION DAY VOTE CENTERS

(3 de mayo de 2025 Centros de Voto Para el Día de las Elecciones)

Bellmead Civic Center	3900 Parrish Street, Bellmead
Cesar Chavez Middle School	700 S. 15 th Street, Waco
Chalk Bluff Baptist Church	5993 Gholson Road, Waco
China Spring ISD Administration Bldg.	12166 Yankie Road, China Spring
Crawford First United Methodist	375 W 6 th Street, Crawford
Dewey Community Center	925 N. 9 th Street, Waco
Fellowship Bible Church	5200 Speegleville Road, McGregor
Gholson First Baptist Church	228 Wildcat Circle, Gholson
H. G. Isbill Junior High	305 S. Van Buren Street, McGregor
Heart of Texas Council of Governments	1514 S. New Road, Waco
Hewitt City Hall/Library	200 Patriot Court, Hewitt
Lacy Lakeview Civic Center	505 E. Craven Avenue, Waco
Lake Shore United Methodist Church	3311 Park Lake Drive, Waco
Lorena First Baptist Church	307 E. Center Street, Lorena
Mart ISD Administration Building	1100 JL Davis Avenue, Mart
MCC Conference Center	4601 N. 19 th Street, Waco
Midway ISD Information Technology Center	109 Panther Way, Hewitt
Moody First United Methodist Church	500 6 th Street, Moody
South Waco Community Center	2815 Speight Avenue, Waco
South Waco Library	2737 S. 18 th Street, Waco
St. Alban's Episcopal Church	305 N. 30 th Street, Waco
St. Louis Activity Center (Windsor Ave. Parking)	2415 Cumberland Avenue, Waco
University High School	3201 S. New Road, Waco
Waco 25 th Street Fire Station	1006 N. 25 th Street, Waco
Waco Convention Center	100 Washington Avenue, Waco
West Waco Library/Genealogy Center	5301 Bosque Boulevard, Waco
Woodway City Hall	922 Estates Drive, Woodway
Woodway First Baptist Church (The Venue)	110 Ritchie Road, Woodway

Waco Independent School District
Board of Trustee Meeting Agenda Item

Date: January 23, 2025

Contact Person: Sheryl Davis

RE: Amendments to the 2024-2025 Budget

=====

Background Information:

The Texas Education Agency has established additional requirements for school district budget preparation. As part of these requirements, a school district must amend the official budget before exceeding a functional expenditure category, i.e., instruction, administration, etc., in the total district budget. Attached is a copy of the proposed amendment to the Official Budget identifying details of the request. The following summarizes the effect of the amendment by functional category.

Summary:

Amendment #014: Advanced Academics (Fund 199)

This amendment will reallocate funds for curriculum and instructional staff development contracted services to instructional supplies. These adjustments are required to appropriately reclassify the budget to the proper expenditure codes per TEA accounting guidelines.

		<u>TEA Revenue/Function Description</u>
Source of Funds	\$ 10,000	Curriculum & Instructional Staff Development
Use of Funds	\$ 10,000	Instruction
Fund Balance Effect	None	

Amendment #015: Districtwide (Fund 199)

This amendment will reallocate funds from excess social work services payroll costs to general administration contingency to support consulting work for attendance boundary changes. These adjustments are required to appropriately reclassify the budget to the proper expenditure codes per TEA accounting guidelines.

		<u>TEA Revenue/Function Description</u>
Source of Funds	\$ 94,248	Social Work Services
Use of Funds	\$ 94,248	General Administration
Fund Balance Effect	None	

Amendment #016: Districtwide (Fund 199)

This amendment place budget in various functions and line items from unassigned fund balance for one-time projects that were not able to be funded during budget development. These projects include:

Student Transportation:		
Vehicle for student transportation	\$	45,000
Extracurricular Activities (Athletics):		
Carpet replacement at stadium		12,791
Tractor for grounds maintenance		53,350
General Administration (Communications):		

Annual convocation costs	65,000
Plant Maintenance & Operations (Facilities & Maintenance)	
Installation of digital marquees at Bell's Hill, Parkdale & University High	119,500
Relocation of portables from Indian Spring to Mountainview	174,448
Relocation of portable from Alta Vista to Transportation	57,958
Renovations to the Central Warehouse including, new canopy, loading dock station, and ramping	122,487
Repairs to Paul Tyson Stadium	53,775
Replacement of HVAC units at multiple sites	406,300
Replacement of hot water system at UHS for child nutrition & culinary arts programs	53,775
Replacement of bathroom exhaust fans throughout the district	39,734
Replacement of carpet with tile in classrooms at Brook Avenue	83,650
Replacement of carpet and roof at North Waco	400,923
Resurface playground areas at Brook Avenue & Mountainview	59,750
Security and Monitoring Services (Police Department):	
Equipment & uniforms for new officers	25,000
Mobile radios	54,000
Vehicle	58,333
Data Processing Services (Technology):	
New telephone system – one-time cost of equipment	285,000

These funds were made available when general fund expenditures in fiscal year 2023-2024 were reclassified to unspent federal stimulus funds (ESSER). These adjustments are required to appropriately budget to the proper expenditure codes per TEA accounting guidelines.

		<u>TEA Revenue/Function Description</u>
Source of Funds	\$ 2,170,774	Unassigned Fund Balance
Use of Funds		Student Transportation, Extracurricular Activities, General Administration, Plant Maintenance & Operations, Security & Monitoring
	\$ 2,170,774	Services, Data Processing Services
Fund Balance Effect	Decrease	

A copy of the amendments, detailing line items to be adjusted, are attached for your review.

Fiscal Implications:

Amendment #016 decreases the unassigned fund balance by \$2,170,774. The remaining amendments have no impact on the fund balance.

Administrative Recommendation(s):

The administration recommends that the Board of Trustees approve the budget amendments, as presented.

**WACO INDEPENDENT SCHOOL DISTRICT
BUDGET AMENDMENT FORM**

AMENDMENT # 015

Campus or Department:

Districtwide

Date: 1/23/2025

Fund	Fnc	Object	Budget Code			Description	Current Appropriation	Current Account Balance	Requested Increase (Decrease)	Amended Appropriation
			SO	Org	PIC					
199	32	6119	38	999	99	000	70,195	(70,195)	-	
199	32	6129	38	999	99	000	18,760	(11,854)	6,906	
199	32	6141	38	999	99	000	1,290	(1,190)	100	
199	32	6142	38	999	99	000	10,728	(7,599)	3,129	
199	32	6146	38	999	99	000	3,411	(3,411)	-	
199	41	6499	98	750	99	000	52,295	94,248	146,543	

Reason for Request: Amend excess social work services salaries from one deleted and one unfilled position to general administration contingency funds to support consulting work for attendance boundary changes.

Sheryl Davis
Chief Financial Officer

Budget Administrator/
Department Head

**WACO INDEPENDENT SCHOOL DISTRICT
BUDGET AMENDMENT FORM**

AMENDMENT # 016

Campus or Department: Districtwide

Date: 1/23/2025

Fund	Fnc	Budget Code				Description	A Current Appropriation	B Current Account Balance	C Requested Increase (Decrease)	D Amended Appropriation
		Object	SO	Org	PIC					
199	34	6631	66	999	99	000	-	45,000	45,000	
199	36	6299	31	999	91	000	155,000	10,898.02	167,791	
199	36	6639	31	999	91	000	34,571	(90,916.00)	87,921	
199	41	6269	11	750	99	000	-	65,000	65,000	
199	51	6247	50	999	99	000	222,076	67,636.32	1,754,642	
199	51	6319	50	999	99	000	11,162	1.72	39,734	
199	52	6397	68	999	99	000	45,324	27,892.09	54,000	
199	52	6399	68	999	99	000	86,761	5,008.90	25,000	
199	52	6631	68	999	99	000	117,799	11,523.25	58,333	
199	53	6399	75	999	99	000	1,519,788	4,181.14	285,000	
999	00	3600	00	000	00	000		(60,677,381.69)	2,170,774	

Reason for Request: Amend budget from unassigned fund balance to fund one-time projects that were not able to be funded during budget development. These funds were made available when general fund expenditures in fiscal year 2023-2024 were reclassified to unspent ESSER funding.


 Chief Financial Officer

 Budget Administrator/
 Department Head

Waco Independent School District

Board of Trustee Meeting Agenda Item

Date: January 23, 2025

Contact Person: M. Tish

RE: Bid Award for Educational Consulting, Professional Development, and Other Student-Based Contracted Services

=====

Background Information:

Request for Proposal, RFP # 21-1182, Educational Consulting, Professional Development, and Other Student-Based Contracted Services have been received for the purpose of creating a list of vendors which can service the District. We received ten (10) responses during the past month. The recommended vendors will be added to our previously approved list of three hundred sixty-two (362) responses.

Examples of the types of services covered under this RFP are:

- Academic Educational Consultant
- Professional/Staff Development Training
- Motivational or Professional Speaker
- Program Review/Recommendation Services
- Data/Statistical Analysis
- Curriculum Design
- Evaluator Services
- Judging Services
- Technology Analysis/Consultant
- Operations Analysis/Consultant
- Grant Evaluation Services
- Presentations/Programs for staff and students (e.g. authors)
- Marching Band/Drill/Cheer Design and Choreography (includes camps)
- Theatre Coaching Services
- Instructors for outside of the school day classes (art, photography, gardening, tennis, Zumba, etc.)
- Speaker(s) for Assembly Programs
- Other services deemed appropriate for this request

In an effort to create inclusivity with our consulting, professional development, and student-based contracted services vendors and in light of changes made in 2019 by the Texas Education Agency's, Financial Accountability Systems Resource Guide (FASRG) Module 5 – Purchasing, the Business Services Department has elected to utilize the Extended Period for Multiple Award Contracts as shown in the FASRG excerpt shows.

3.16.6 Limited Response Period versus Extended Period for Multiple Award Contracts

Normal procurement practices will allow solicitation responses to be submitted to the district within a limited, specific time period, usually two to three weeks. The district may want to review past policies to determine if a limited response time is in the best interest of the district and the needs of its end users.

Consideration may need to be given to have an extended opening for receiving responses.

- **Limited Response Period.** This choice is considered a normal, formal RFP. Examples include newspaper advertisements and awards made and limited to only the responders that submitted and awarded for the solicitation.
- Extended Response Period. This choice is more informal than a limited response period. The major difference is the date the responses are due. This method allows for responses to be accepted throughout an extended period such as the date of the contract award expiration and awards made periodically. Periodic board approval may also be required. For newspaper advertisements, our District will continue to publicize periodic republication through our website and continue to enlist the assistance of the three (3) Chamber of Commerce's, as received on this first solicitation. The advertisement will address concerns about transparency by announcing the solicitation to new readers even though the statutory requirements were met by the initial publication.

The intent for awarding additional vendors to this bid will be done on an as needed basis. Vendors submitting a response by the end of each month will be submitted for consideration at the next board meeting.

Fiscal Implications:

The cost of these items will be charged to the appropriate campus/department budget.

Administrative Recommendation(s):

The Administration recommends that the Board of Trustees approve the additional ten (10) vendors for the Educational Consulting, Professional Development, and Other Student-Based Contracted Services bid, as presented.

Courageous Press (Courageous Scribe LLC)

Company Name: Courageous Press
 Street Address: 272 Pine Post Cove
 City, State, Zip: Driftwood, TX 78619
 Contact Name: Sam Schreiber
 Contact Phone Number: 512-814-7288
 Contact Email Address: courageousscribe@gmail.com
 Category of Service Provided: Presentations/Performances for Staff or Students
 Target Audience: Teen readers between the ages of 13 and 18
 Description of Services: School visits, including but not limited to classroom or whole school presentations on the topics of literature, writing a novel, publishing (traditional and self-publishing) and related subjects, as well as specific discussions related to the published works of Courageous Press; Physical and electronic versions of the published works of Courageous Press
 Pricing: School visits are provided free of cost for Texas public schools; All physically published works of Courageous Press are offered at a 40% wholesale discount per unit for hardcover editions and 30% wholesale discount for paperback editions

Janktafied Goodness LLC

Company Name: Janktafied Goodness LLC
 Street Address: 601 N Main Street, Ste. N
 City, State, Zip: McAllen, TX 78501
 Contact Name: Lamar Jones
 Contact Phone Number: 954-687-2259
 Contact Email Address: Lamar@bbqjank.com
 Category of Service Provided: Academic Educational Consultant
 Target Audience: Elementary School, Middle School, High School, Staff
 Description of Services: Culinary Expertise & Demonstrations; BBQ Sauce Tastings & Culinary Demonstrations; provide engaging live cooking demos; showing how to make family-friendly, nutritious meals, and offering tastings of our diabetic-friendly and other signature sauces; Workshops on Healthy Eating Choices; Motivational Speaking on Entrepreneurship & Perseverance, overcoming challenges, embracing creativity, and pursuing goals; Community Impact & Leadership; Literacy & Creativity Promotion; Author Visits & Storytelling Sessions; Writing Workshops for Students; Cultural Enrichment & Entertainment; Interactive Music Performances; Cultural Awareness & Local Impact Presentations; Community Outreach & Partnership Opportunities for Schools; Customized Programs for School Districts including Wellness programs incorporating healthy eating; Literacy campaigns; Career day presentations
 Pricing: \$750.00 and up

Jessica Lee Anderson

Company Name: Jessica Lee Anderson
 Street Address: 13805 Harrisglenn Drive
 City, State, Zip: Pflugerville, TX 78660

Contact Name: Jessica Lee Anderson
Contact Phone Number: 210-279-9726
Contact Email Address: jessica@jessicaleeanderson.com
Category of Service Provided: Motivational or Professional Speaker
Target Audience: Students of all ages
Description of Services: School visits from an award-winning author and books
Pricing: Pricing varies on books but usually around \$10 each and school visit pricing depends on number of presentations

Klear Envisionation, LLC

Company Name: Ray Young, Jr.
Street Address: 6034 Bentwood Drive
City, State, Zip: Midlothian, TX 76065
Contact Name: Ray Young, Jr.
Contact Phone Number: 979-318-6342
Contact Email Address: klear.envision@gmail.com
Category of Service Provided: Educational Activity Provider for Students
Target Audience: Students, Support Staff, and Teachers
Description of Services: Children's Book - Speaking/Author Visits
Pricing: Book Pricing: 10-24 books: \$13.99; 25-49 books: \$12.99; 50-99 books: \$11.99-100+ books: \$11.00; Speaking/Author Visit Fee (Book Signing Included): In-Person-\$350 for the first hour; \$250 for each additional hour; \$200 for 30-minute virtual sessions

Lesla Engelthaler

Company Name: Lesla Engelthaler
Street Address: 5513 Castleview Lane
City, State, Zip: Garland, TX 75044
Contact Name: Lesla Engelthaler
Contact Phone Number: 972-742-0725
Contact Email Address: lesa.engelthaler@gmail.com
Category of Service Provided: Academic Educational Consultant
Target Audience: Children
Description of Services: Reading and discussing my book, Joan of Art with children
Pricing: Negotiable

Michelle Massie

Company Name: Michelle Massie
Street Address: 7404 Glen Drive
City, State, Zip: Watauga, TX 76148
Contact Name: Michelle Massie
Contact Phone Number: 817-706-6936
Contact Email Address: mich2257@gmail.com
Category of Service Provided: Other applicable service

Target Audience: Teen, young adult
Description of Services: Author, book signing, speaking events
Pricing: Negotiable fee structure

Monumental Learning Consulting, LLC (Dr. Jacqueline Boney Taylor)

Company Name: Monumental Learning Consulting, LLC
Street Address: 541 Bayberry Lane
City, State, Zip: DeSoto, TX 75115-3815
Contact Name: Dr. Jacqueline Boney Taylor
Contact Phone Number: 469-340-2980
Contact Email Address: monumentallearningMLC@gmail.com
Category of Service Provided: Professional/Staff Development Training
Target Audience: Administrators, Teachers, Paraprofessionals, & Parents
Description of Services: Professional Consulting; Professional Development for Administrators, Staff, and Communities; Administrator and Teacher Mentorship/Professional Coaching; Family/Parent Engagement Workshops; Academic Content and Enrichment Training; Public Speaking Services;
Pricing: Hourly Rates \$65 and up; Teacher Professional Development \$725 and up

Susan McCauley (Celtic Sea, LLC)

Company Name: Celtic Sea, LLC
Street Address: 6046 FM 2920, #713
City, State, Zip: Spring, TX 77379
Contact Name: Susan McCauley
Contact Phone Number: 703-307-0998
Contact Email Address: sbmccauleyauthor@gmail.com
Category of Service Provided: Other applicable service
Target Audience: Students and educators interested in fiction; books range from picture books to middle grade and young adult fiction
Description of Services: Author and presenter; provide classroom presentations on writing and the writing process
Pricing: Paperback books range in price from \$10 - \$15 per unit (retail price) and \$20 - \$25 per unit for hardcover.

The Amoxie Educational Consulting Group, LLC (dba Amoxie Group)

Company Name: The Amoxie Educational Consulting Group, LLC (dba Amoxie
Street Address: 1301 E Debbie Lane, Ste 102-339
City, State, Zip: Mansfield, TX 76063
Contact Name: Dr. Akweta Hickman
Contact Phone Number: 817-706-4652
Contact Email Address: amoxiegroup@gmail.com
Category of Service Provided: Professional/Staff Development Training
Target Audience: Administrators, Parents, Special Education and General Education teachers, Evaluation staff (Educational Diagnosticians, LSSPS, Speech Therapists), Security Staff, Paraprofessionals, Nurses and all other Staff Members, Students and Board of

Trustees

Description of Services: Educational Consulting we guide and support to educational institutions to help improve academic programs and student performance; Provide Special Education Program Management Services, Corrective Action Plan development, interventions strategy support, Strategic planning, Facilitated IEP, conflict, and dispute resolutions; Special Education Consulting and Training Services including Classroom Interventions; Program Reviews; Strategic Planning; Behavior Intervention Reviews; Environmental Evaluations; Professional Development; Emotional Intelligence Coaching; Leadership Coaching; Team Building; Professional Speakers/Presenters; Organizational Review; Project Management for School Leaders; New Initiatives Project Management; Program Implementation Coaching and Support; Includes providing observations and feedback modeling and intervention; Conduct hearing and vision screenings

Pricing: \$250 per hour per consultant and up

Words Art Vision LLC (Lee Reed Zarnikau)

Company Name: Words Art Vision LLC (Lee Reed)
Street Address: 5717 Sam Houston Circle
City, State, Zip: Austin, TX 78731
Contact Name: Lee Reed Zarnikau
Contact Phone Number: 512-826-6935
Contact Email Address: lee.reed@leereedwrites.com
Category of Service Provided: Educational Activity Provider for Students
Target Audience: Middle school and upper elementary students
Description of Services: Book-related author presentations and educational activities
Pricing: \$16.95 retail price per book; available to order via wholesale outlets such as Ingram or Baker & Taylor (ISBN: 978-1-63299-783-8); contact Brittany Jones-Pugh at Greenleaf Book Group for assistance (bjonespugh@greenleafbookgroup.com)

Waco Independent School District
Board of Trustee Meeting Agenda Item

Date: January 23, 2025

Contact Person: M. Tish

RE: Bid Award for Local Retailers' General Merchandise

=====

Background Information:

Request for Proposal, RFP # 24-1263, Local Retailers' General Merchandise have been received for the purpose of creating a list of vendors from the Greater Waco Area that can provide supplies, equipment, and services to the District on an as needed basis. We received forty-four (44) responses for the initial bid and have received submissions from four (4) additional vendors this past month. The list of vendors has been attached for your consideration.

In an effort to allow maximum participation for vendors currently residing in Waco, as well as new vendors moving into the area, the Waco Independent School District is electing to engage in Extended Period for Multiple Award Contracts as allowed under the Texas Education Agency's, Financial Accountability Systems Resource Guide (FASRG), Module 5: Purchasing, exhibited below.

3.16.6 Limited Response Period versus Extended Period for Multiple Award Contracts

Normal procurement practices will allow solicitation responses to be submitted to the district within a limited, specific time period, usually two to three weeks. The district may want to review past policies to determine if a limited response time is in the best interest of the district and the needs of its end users. Consideration may need to be given to have an extended opening for receiving responses.

- Limited Response Period. This choice is considered a normal, formal RFP. Examples include newspaper advertisements and awards made and limited to only the responders that submitted and awarded for the solicitation.
- Extended Response Period. This choice is more informal than a limited response period. The major difference is the date the responses are due. This method allows for responses to be accepted throughout an extended period such as the date of the contract award expiration and awards made periodically. Periodic board approval may also be required. For newspaper advertisements, our District will continue to publicize periodic republication through our website and continue to enlist the assistance of the three (3) Chamber of Commerce's, as received on this first solicitation. The advertisement will address concerns about transparency by announcing the solicitation to new readers even though the statutory requirements were met by the initial publication.

Additional vendors will be added as needed. Vendors submitting a bid by the end of each month will be recommended for consideration at the next Board Meeting.

Fiscal Implications:

The cost of these items will be charged to the appropriate campus/department budget.

Administrative Recommendation(s):

The Administration recommends that the Board of Trustees approve the four (4) new vendors for the Local Retailers' General Merchandise, as presented.

RFP # 24-1263
Local Retailer's General Merchandise
Vendors for October 2024

New Responding Suppliers	City	State
Big Ben Dry Cleaners	Waco	TX
Express Yourself Designs	Waco	TX
Jeff's Balloons	Waco	TX
TDR COMP	Robinson	TX
Previously Awarded Suppliers	City	State
25N Coworking Waco (25N Waco, LLC)	Waco	TX
A-1 Banner & Sign Co., Inc.	Waco	TX
ACE Fence & Supply (Ace Commercial Fence, Inc.)	Robinson	Tx
AHP Media Technology	Hewitt	TX
Air Flow Filter Service, Ltd	Waco	TX
ARC Abatement 1, Inc.	Waco	TX
Award Specialties, Inc.	Waco	TX
Axiom Advertising (Bosque Forms, Inc.)	Waco	TX
Barnes & Noble	Waco	TX
Batteries Plus Waco/Temple/Harker Heights (Glacierbeach	Waco	TX
Bosque Fence and Supply, LLC. (Jeff Bray)	Waco	TX
Bugsdotcom Termite and Pest	Waco	TX
Centex Carpet & Interiors	Waco	TX
CTWP (Hayday, Inc.)	Waco	TX
Diesel Power Supply Co.	Waco	TX
Dream Big Balloons	China Spring	TX
Firmin Business Forms	Waco	TX
Flow Plumbing Services, LLC	Waco	TX
Gene Ives Acoustic & Tile Co	Waco	TX
Gross-Yowell	Waco	TX
HEB Grocery Store	Waco	TX
Herff Jones/Overall Recognition (Overall Recognition LLC)	Waco	TX
Hidewilly (Will Suarez)	Waco	TX
Hobby Lobby Creative Centers (Hobby Lobby Stores, Inc.)	Waco	TX
Hole in the Roof Marketing (Hole in the Roof)	Waco	TX
Kleen-Air Filter Services & Sales (Allison Enterprises Inc.)	Groesbeck	TX
Landscape Supply (Waco Landscape Supply, LP)	Waco	TX
Mardel Christian and Education (Mardel Inc.)	Waco	TX

Waco Independent School District

Board of Trustee Meeting Agenda Item

Date: January 23, 2025

Contact Person: M. Tish/G. Barrera

RE: Bid Award for Maintenance Supplies, Equipment, and Services

=====

Background Information:

Request for Proposal, RFP # 22-1229, Maintenance Supplies, Equipment, and Services have been received for the purpose of creating a list of vendors which can provide supplies, equipment, and services for the Facilities and Maintenance and Custodial Departments. We have previously received one hundred forty (140) responses for this bid and received submissions from three (3) additional vendors this past month. The list of vendors has been attached for your consideration.

In an effort to allow for maximum participation with our Maintenance and Custodial vendors and in light of changes made in 2019 by the Texas Education Agency’s, Financial Accountability Systems Resource Guide (FASRG) Module 5 Purchasing, the Purchasing Department has elected to utilize the Extended Period for Multiple Award Contracts as shown in the FASRG excerpt shows.

3.16.6 Limited Response Period versus Extended Period for Multiple Award Contracts

Normal procurement practices will allow solicitation responses to be submitted to the district within a limited, specific time period, usually two to three weeks. The district may want to review past policies to determine if a limited response time is in the best interest of the district and the needs of its end users.

Consideration may need to be given to have an extended opening for receiving responses.

- Limited Response Period. This choice is considered a normal, formal RFP. Examples include newspaper advertisements and awards made and limited to only the responders that submitted and awarded for the solicitation.
- Extended Response Period. This choice is more informal than a limited response period. The major difference is the date the responses are due. This method allows for responses to be accepted throughout an extended period such as the date of the contract award expiration and awards made periodically. Periodic board approval may also be required. For newspaper advertisements, our District will continue to publicize periodic republication through our website and continue to enlist the assistance of the three (3) Chamber of Commerce’s, as received on this first solicitation. The advertisement will address concerns about transparency by announcing the solicitation to new readers even though the statutory requirements were met by the initial publication.

The intent for awarding additional vendors to this bid will be done on an as needed basis. Vendors submitting a response by the end of each month will be submitted for consideration at the next board meeting.

Fiscal Implications:

The cost of these items will be charged to the appropriate campus/department budget.

Administrative Recommendation(s):

The Administration recommends that the Board of Trustees approve the three (3) additional vendors for the Maintenance Supplies, Equipment, and Services bid, as presented.

RFP # 22-1229
Maintenance Supplies, Equipment and Services
Vendors for January 2025

Responding Supplier	City	State
Lady Liberty Flag and Flagpole (Convict Hill Floor Covering & Design, Inc.)	Austin	TX
Lea Park & Play, Inc.	Richardson	TX
Unifirst First Aid & Safety	Earth City	MO
Previously Awarded Vendors	City	State
A&H Refrigeration Company, Inc.	Waco	TX
A-1 Banner & Sign Company, Inc.	Waco	TX
A-1 Vacuum Center, Inc.	Conroe	TX
AAA Elevator Inspections	Austin	TX
Access Lift & Service Company, Inc.	Peaster	TX
ACE Fence & Supply (Ace Commercial Fence, Inc.)	Robinson	TX
Acme Architectural Hardware	College Station	TX
AHP Media Technology	Hewitt	TX
Air Flow Filter Service, Ltd.	Waco	TX
Allen Glass Company	Hewitt	TX
ARC Abatement 1, Ltd.	Waco	TX
Arrow Magnolia International, Inc.	Dallas	TX
B F Hurley Mat Co, Inc.	LaGrange	GA
B&B Repair Shop	West	TX
Bain Paper Company	Waco	TX
Barnett Contracting, Inc.	Waco	TX
Batteries Plus Waco/Temple/Harker Heights (Glacierbeach)	Waco	TX
Belfor (Belfor USA Group, Inc.)	Waco	TX
Benchmark Signs	Weatherford	TX
Bill's Discount Tire Service (Maria G. Castanon-Vega)	Waco	TX
Bleacher Service Company (Gilbert D. Trevino)	Moody	TX
Brandt (The Brandt Companies, LLC)	Waco	TX
Brem's Fencing LLC	Valley Mills	TX
Brewer Lock and Safe	Waco	TX
BUGSDOTCOM Termite and Pest	Waco	TX
Bullseye Glass (Bullseye Glass LLC)	Waco	TX
Carquest of Hewitt (Pavelka Truck and Auto Parts, Inc)	Hewitt	TX
CCP Industries, Inc. (The Tranzonic Companies)	Richmond Heights	OH
Centex Carpet & Interiors	Waco	TX
Central Texas Mobile Storage	Waco	TX
Century HVAC Distributing	Dallas	TX
CF Supply, Inc.	Waco	TX
CheckSammy, Inc.	Plano	TX
City Tire and Battery	Waco	TX
Clarks Small Engine Repair	Lacy Lakeview	TX
Cleaning Robotics, LLC	Luling	LA
Climatec, LLC	Austin	TX
Code-3 Fire & Safety Products	Waco	TX
Communication Concepts	Fort Worth	TX
Competitive Choice, Inc.	Houston	TX
Complete Supply, Inc.	Dallas	TX

RFP # 22-1229
Maintenance Supplies, Equipment and Services
Vendors for January 2025

Previously Awarded Vendors	City	State
Core Controls	Dallas	TX
Dealers Electrical Supply	Waco	TX
DenaliCS (Denali Construction Services, LP)	Carrollton	TX
Dent Enterprises LLC	Desoto	TX
DH Pace Company, Inc.	Coppell	TX
Diesel Power Supply Company	Waco	TX
Encore Fence	Temple	TX
Environmental Concerns, Inc.	Waco	TX
Epic Solar Control, LLC	McKinney	TX
Equipment Depot	Waco	TX
Fairway Supply	Irving	TX
Fastsigns Waco (Red Bird Digital Media LLC)	Waco	TX
Filterbuy Incorporated	Talladega	AL
Firetrol Protection Systems (Heather Foster)	Austin	TX
Fissco Supply (Frigelar North America DBA Fissco Supply)	Dallas	TX
Fitzgerald Lawnscape Ltd.	Woodway	TX
Flip Lok, LLC	Houston	TX
Flow Plumbing Services, LLC	Waco	TX
Fort Worth Window Cleaning, Inc.	Haltom City	TX
Fred's Power Wash (Washer Power)	Waco	TX
Gene Ives Acoustic & Tile Company	Waco	TX
Global Industrial (Global Equipment Company, Inc.)	Buford	GA
Grones Environmental Services	Waco	TX
H. B. Blake Company	Hewitt	TX
Hardin & Associates Holdings, LLC	Carrollton	TX
HCS Inc. (MB Home Construction)	Waco	TX
Hill Country Paints (Wendy Hui Anderson)	Waco	TX
Image Maker 4U, Inc.	Hughes Springs	TX
Independent Hardware, Inc.	Philadelphia	PA
Interboro Packaging Corporation	Montgomery	NY
Intercon Environmental, Inc.	Mansfield	TX
Intermountain Lock & Security Supply	Salt Lake City	UT
J.K. Brown	Moody	TX
Jackson Sign & Lighting	Waco	TX
JGA Roofing	Waco	TX
JLM Contracting, LLC	Waco	TX
Justin Seed Company	Justin	TX
Kinco Inc., Overhead Door Co of Waco	Waco	TX
Landscape Supply (Waco Landscape Supply, LP)	Waco	TX
LD Tebben Co/Pax Services Group	Waco	TX
Lennox Industries (Lennox Industries, Inc.)	Richardson	TX
Liftcrete Solutions (Green Foam Solutions, Inc.)	Waco	TX
Lonestar Chiller Systems (Lonestar Chiller Systems LLC)	Crawford	TX
Lonestar Truck Group Waco (Lonestar Freighliner Group, LLC)	Waco	TX
Loop 340 Overhead Door (Sideline Enterprises, Inc.)	Waco	TX

RFP # 22-1229
Maintenance Supplies, Equipment and Services
Vendors for January 2025

Previously Awarded Vendors	City	State
Ludwig Saw and Tool Sharpening	Waco	TX
M.A.N.S Distributors, Inc.	Carrollton	TX
Marks Plumbing Parts (John W Gasparini, Inc.)	Fort Worth	TX
Morrison Supply Company (Reece USA)	Waco	TX
National Wholesale Supply Company	Woodway	TX
NEI Datacom (Nemmer Electric, Inc.)	Waco	TX
Newman Technology Solutions	Temple	TX
Otuy, Inc	Provo	UT
P&E Mechanical Contractors, LLC	Waco	TX
Patriot Supply Company	Brady	TX
Perry Office Plus (Perry Office Products)	Temple	TX
Pioneer Vacuum Services, LLC	Waco	TX
Pye Barker Fire	Waco	TX
RBO Technologies, LLC	Waco	TX
Resco (E & O investments, LLC)	Hewitt	TX
Richards Equipment Company	Waco	TX
Ryberg Plumbing LLC	Waco	TX
School Bus Safety Company	Hudson	OH
Sentinel Air Conditioning and Heating	Spring	TX
Share Corporation	Milwaukee	WI
Sherwin Williams (The Sherwin Williams Company)	Waco	TX
Shiffler Equipment Sales, Inc.	Chardon	OH
Sims Plastics of Waco	Waco	TX
Smith Supply Co. LLC	Temple	TX
Smoot-Anderson Company, Inc.	Waco	TX
Solar Supply	Waco	TX
Southern Clean Pressure Washing (Michael Jackson)	Ferris	TX
Southern Tire Mart	Dallas	TX
Southwest Maintenance, LTD	Waco	TX
Starks Janitorial Services	Mesquite	TX
Sunrise Environmental LLC (Jessica L Marquesen)	Bridgeport	TX
SWS Concrete Contractor (Scott W Schreiber)	Waco	TX
T&W Tire	Waco	TX
T&G Chemical and Supply	Waco	TX
T.E.A.M. Solutions, Inc. (Texas Energy & Automation Management Solutions, Inc.)	Waco	TX
Tanglewood ATX, LLC	Leander	TX
Texas Alternator Starter Service (McAdamsGroup, LLC)	Austin	TX
The Reynolds Company (D. Reynolds Co., LLC)	Fort Worth	TX
The Roof Co. Waco, LLC	Waco	TX
TJ's Professional Painting and Construction, LLC	Red Oak	TX
Trane	Fort Worth	TX
Truck Alignment Frame, LLC	Elm Mott	TX
Tyggr Roofing & Construction Company	Morgan	TX
UniFirst Corporation	Hewitt	TX
United Ag & Turf	Waco	TX

RFP # 22-1229
Maintenance Supplies, Equipment and Services
Vendors for January 2025

Previously Awarded Vendors	City	State
United Refrigeration, Inc.	Waco	TX
Versalift Southwest	Waco	TX
Virkim, Inc.	Hewitt	TX
Visual Techniques	Longview	TX
Waco Hydro Wash	Waco	TX
Waco Lock and Key, LLC	Waco	TX
WESCO Chemicals, Inc.	Waxahachie	TX
Winston Watercooler of Waco LTD	Waco	TX
Woodard Builders Supply Company	Fort Worth	TX

Waco Independent School District

Board of Trustee Meeting Agenda Item

Date January 23, 2025

Contact Person: M. Tish/J. Allen

RE: Bid Award for Educational and Other School District Related Software

=====

Background Information:

Request for Proposal, RFP # 24-1277, Educational and other School District Related Software, have been received for the purpose of creating a list of vendors which can provide software needs for the District on an as needed basis. We have received forty-four (44) responses for this initial bid and has been attached for your consideration.

In an effort to allow for maximum participation with educational and other software vendors and in light of changes made in 2019 by the Texas Education Agency’s, Financial Accountability Systems Resource Guide (FASRG) Module 5 Purchasing, the Purchasing Department has elected to utilize the Extended Period for Multiple Award Contracts as shown in the FASRG excerpt shows.

3.16.6 Limited Response Period versus Extended Period for Multiple Award Contracts

Normal procurement practices will allow solicitation responses to be submitted to the district within a limited, specific time period, usually two to three weeks. The district may want to review past policies to determine if a limited response time is in the best interest of the district and the needs of its end users. Consideration may need to be given to have an extended opening for receiving responses.

- Limited Response Period. This choice is considered a normal, formal RFP. Examples include newspaper advertisements and awards made and limited to only the responders that submitted and awarded for the solicitation.
- Extended Response Period. This choice is more informal than a limited response period. The major difference is the date the responses are due. This method allows for responses to be accepted throughout an extended period such as the date of the contract award expiration and awards made periodically. Periodic board approval may also be required. For newspaper advertisements, our District will continue to publicize periodic republication through our website and continue to enlist the assistance of the three (3) Chamber of Commerce’s, as received on this first solicitation. The advertisement will address concerns about transparency by announcing the solicitation to new readers even though the statutory requirements were met by the initial publication.

The intent for awarding additional vendors to this bid will be done on an as needed basis. Vendors submitting a response by the end of each month will be submitted for consideration at the next board meeting.

Fiscal Implications:

The cost of these items will be charged to the appropriate campus/department budget.

Administrative Recommendation(s):

The Administration recommends that the Board of Trustees approve the forty-four (44) vendors for the Educational and Other School District Related Software, as presented.

RFP # 24-1277
Educational and Other School District Related Software
Vendors January 2025

Responding Supplier	City	State
Beable Education, Inc.	Lakewood	NJ
BrainPOP LLC	New York	NY
Cengage Learning, Inc.	Mason	OH
Curriculum Associates, LLC	North Billerica	MA
Different Roads to Learning	New York	NY
Discovery Education, Inc.	Charlotte	NC
eCampus Systems (Figtree Technologies Inc)	McKinney	TX
Education Advanced, Inc.	Tyler	TX
Encyclopaedia Britannica, Inc.	Chicago	IL
Essential Skills (Essential Skills Software Inc)	Aurora	ON
ExploreLearning, LLC	Dallas	TX
Footsteps2Brilliance, Inc.	Washington	DC
FSS Software Topco LP (Follett Software, LLC)	McHenry	IL
GraceNotes, LLC.	Houston	TX
Hatch, Inc.	Winston Salem	NC
Heinemann (Greenwood Publishing Group LLC)	Portsmouth	NH
Houghton Mifflin Harcourt Publishing	Geneva	IL
Imagine Learning LLC	Tempe	AZ
Innovative Learning Concepts Inc.	COLORADO SPGS	CO
Insignia Software Corporation	Edmonton	AB
IXL Learning, Inc.	San Mateo	CA
Journeyed.com, Inc.	Allen	TX
Lab Resources, Inc.	Tomball	TX
Learning 2020 dba Penda Learning (Penda Learning)	Loveland	CO
Learning A-Z, LLC	Dallas	TX
Lexia Learning Systems LLC	Concord	MA
Lone Star Learning (Lone Star Learning Sales & Marketing, Inc.)	Lubbock	TX
MobyMax (MobyMax Education, LLC)	Pittsburgh	PA
Progress Learning LLC	Atlanta	GA
Rhythm Monster, LLC	Prairie Grove	AR
Romeo Music	Coppell	TX
Rosen Classroom or Rosen Digital or Jackdaw Publications (Rosen Publishing Group, Inc.)	New York	NY
Rosetta Stone LLC	San Mateo	CA
Scholastic Inc.	New York	NY
SchoolsPLP	Phoenix	AZ
Sirius Education Solutions (Sirius Education Solutions LLC)	Austin	TX
Stats Medic, LLC	Grand Rapids	MI
STEMfinity, LLC	Boise	ID
Super Duper Publications (Super Duper Inc)	Greenville	SC
The Writing Academy, LLC	Kemah	TX
ThinkCERCA.com, Inc.	Chicago	IL
TOPTALENT Learning	Plano	TX
Vernier Science Education (Vernier Software & Technology Inc.)	Beaverton	OR
visiOn cue LLC	Scottsdale	AZ

Waco Independent School District

Board of Trustee Meeting Agenda Item

Date: January 23, 2025

Contact Person: M. Tish

RE: Purchases over \$50,000 Under Pre-Existing Bid, Purchasing Cooperative, or Allowed Professional Service

=====

Background Information:

In April 2020, the Board approved a change in Board Policy CH (Local) that requires all purchase requests over \$50,000 to be approved by the Board of Trustees prior to being made. These purchases will be made under a pre-existing bid or purchasing cooperative. The following purchase requests have been made as of January 23, 2025:

Pre-Existing Bid:

- University of Virginia Darden School Foundation - \$52,500.00 - Effective Schools Grant to provide coaching with focus on instructional leadership, developing campus leadership roles and clarifying responsibilities, and ensuring strong systems are in place to support school improvement for G.W. Carver Middle School - Grant requires Local Education Agencies to use Vetted Improvement Programs - Waco ISD Bid #21-1182 Educational Consulting, Professional Development, and Other Student-Based Contracted Services
- Total Office Solutions – \$439,079.90 - South Waco Elementary School Furniture, Phase 2 – Waco ISD Bid # 24-1263 Local Retailers
 - \$1,160.00 – Package B: Fomcore
 - \$6,295.90 – Package C: HON
 - \$382,247.00 – Package E: KI
 - \$49,377.00 – Package G: MooreCo
- Total Office Solutions - \$200,483.68 – South Waco Elementary School Furniture – Phase 3 – Waco ISD Bid #24-1263 Local Retailers
 - \$32,835.00 – Package A: MooreCo
 - \$915.68 – Package B: HON
 - \$166,733.00 – Package D: KI
- McGraw Hill, LLC - \$63,409.37 – Language for Learning for Pre-Kindergarten and Kindergarten and Reading Mastery Signature Edition for Pre-Kindergarten through Grade 2 for J.H. Hines Elementary School – Waco ISD Bid # 21-1200 Instructional Materials

Purchasing Cooperative:

- Wenger Corporation – \$401,324.00 – Relocation of band storage from old Waco High School to the new building - OMNIA Contract # R240120 Furniture, Installation, and Related Services
- Rentacrate Enterprises, LLC – \$401,324.00 – Moving services for Waco High School - BuyBoard Contract # 738-24 Moving Services and Supplies
- South Waco Elementary School Furniture – Phase 2 - \$78,719.73
 - School Specialty, LLC - \$13,583.56 – Package A: Childcraft - OMNIA Contract # R191815 Furniture, Installation, and Related Services
 - Indeco Sales, INC – \$31,959.83 – Package D: Jonticraft & Package H: Sit On It – BuyBoard Contract # 667-22 Furniture for School, Office, Science, Library and Dormitory
 - Perry Office Products, INC – \$19,235.93 – Package F: Mein & Package I: Uline – OMNIA Contract # 07-107 Furniture
 - Wenger Corporations – \$13,940.41 – Package J: Wenger – OMNIA Contract # R240120 Furniture, Installation, Related Services
- South Waco Elementary School Furniture – Phase 3 - \$14,803.47
 - Indeco Sales, INC - \$9,143.27 – Package C: Jonticraft - BuyBoard Contract # 667-22 Furniture for School, Office, Science, Library and Dormitory
 - Perry Office Products, INC - \$5,660.10 – Package E: Mien – OMNIA Contract # 07-107 Furniture

Fiscal Implications:

The cost of these goods and services will be charged to the appropriate departmental budget.

Administrative Recommendation(s):

The Administration recommends that the Board of Trustees approve the purchase requests over \$50,000, as presented.

Waco Independent School District
Board of Trustee Meeting Agenda Item

Date: January 23, 2025

Contact Person: M. Tish/D. Cornblum

RE: Interlocal Agreement with the City of Waco and the Waco Independent School District

=====

Background Information:

The City of Waco desires to provide Waco Independent School District (Waco ISD) with student internships at the City during Waco ISD’s Career and Technology (CTE) Summer Internship Program.

Authority, for such services, is granted under sections Chapter 791 of the Texas Government Code, as amended, entitles Interlocal Cooperation Agreements between political subdivisions for the performance of governmental functions and services;

The City of Waco agrees to host up to ten (10) student interns, depending on department needs and student availability.

This agreement is effective from May 1, 2025 through July 31, 2025 and will automatically be renewed each year for the same time periods, unless either party cancels this agreement.

Fiscal Implications:

There is no fiscal implication for the District.

Administrative Recommendation(s):

The Administration recommends approval of this Interlocal Agreement between the City of Waco and Waco ISD for the Career and Technology Summer Internship Program, as presented.

COUNTY OF MCLENNAN §
STATE OF TEXAS § KNOW ALL PERSONS BY THESE PRESENTS
 §

**INTERLOCAL COOPERATION AGREEMENT BETWEEN
THE CITY OF WACO AND WACO INDEPENDENT SCHOOL DISTRICT**

THIS INTERLOCAL COOPERATION AGREEMENT is made by and between the **CITY OF WACO**, a municipality, hereinafter referred to as the “CITY” and the **WACO INDEPENDENT SCHOOL DISTRICT**, a political subdivision hereinafter referred to as "WISD", collectively “the parties”.

WHEREAS, Chapter 791 of the Texas Government Code, as amended, entitles Interlocal Cooperation Agreements between political subdivisions for the performance of governmental functions and services; and

WHEREAS, WISD is a public school district and political subdivision with campuses located within the jurisdictional boundaries of the City of Waco; and

WHEREAS, the City is a municipality and political subdivision; and

WHEREAS, the City desires to provide WISD students with internships at the City during WISD’s Career and Technical Education (“CTE”) Summer Internship Program:

NOW THEREFORE, in consideration of the mutual covenants and agreements of the parties, it is agreed as follows:

1. This Agreement is effective from May 1, 2025 through July 31, 2025 and will automatically renew each year, for the same time period, unless either party cancels the agreement.
2. The City of Waco agrees to host up to 10 student interns, depending on department needs and student availability.
3. Each intern will work 80 hours between the dates of May 24 through July 31.
4. WISD will confirm that student applicants are residents of the City of Waco, Texas and students in the WISD.
5. All applications for an internship will be reviewed by WISD, and then forwarded to the City. The City will select applicants to interview and will select applicants for internships.
6. The student interns will not be employees of the City and will not be paid by the City. The City will not pay the interns any benefits, including the accrual of vacation, holiday, or sick leave. The interns will not participate in the City’s

health or other insurance plans.

7. The student interns will not be eligible for Worker's Compensation benefits from the City.
8. For the services listed above, the City of Waco will pay WISD \$800.00 per student intern for up to 10 student interns, not to exceed a total amount of \$8,000. WISD will be responsible for paying the interns.
9. WISD will invoice the City by July 31 of the year in which the internships were provided.
10. The validity, construction, and effect of this Interlocal Cooperation Agreement shall be governed by the laws and statutes of the State of Texas.

11. Responsibilities of Waco ISD

- a. To orient students and City to the monitoring and evaluation procedures described below.
- b. To monitor the internship placement through telephone and in-person contact with City and students throughout the work period, including visits to the worksite whenever possible.
- c. To instruct students and City in the use of evaluation instruments and to see that they are completed in a timely manner.
- d. To provide support necessitated by the off-campus nature of the program, including assistance with job-related needs.
- e. To make appropriate interventions involving students' internship placement when problems occur, including recommendations for altering or terminating the internship if necessary.
- f. To use WISD's resources and internship expertise to enable students and City to realize maximum and equal benefit from participation in the Internship Program.

12. Responsibilities of the City

- a. To provide adequate orientation, training, and supervision to students on the job, including clear communication of expectations regarding performance of the job.

- b. To assign productive work which matches student abilities, knowledge, and interests to the extent possible.
- c. To participate in the evaluation process.
- d. To inform the WISD CTE Director of any potential problems or changes involving students' internship placements in a timely manner, so that appropriate interventions can be made.
- e. To use the City's resources and expertise to create a work/learning environment in which the student can acquire marketable skills and experience and make a valuable contribution to the organization.

WACO INDEPENDENT SCHOOL DISTRICT

BY: _____
Authorized Agent

DATE: _____

CITY OF WACO, TEXAS

BY: _____
Bradley Ford, City Manager

DATE: _____

APPROVED AS TO FORM & LEGALITY:

Kim Coogan, Senior Assistant City Attorney

Waco Independent School District

Board of Trustee Meeting Agenda Item

Date: January 23, 2025

Contact Person: Gloria Barrera & Peter Rusek

RE: Approval and Execution of Final Plat for Cotton Palace Park

=====

Background Information:


The Cotton Palace Park was conveyed to the City of Waco as part of a property exchange related to the construction of the new Waco High School. When the property was originally conveyed to the City of Waco, it had not been platted. The City of Waco requires all property it purchases to be platted.

Fiscal Implications:

There are no fiscal impacts to this action.

Administrative Recommendation(s):

The Administration recommends that the Board of Trustees approve the Cotton Palace Plat and Authorize the Board President to execute the document.



LINE TABLE		
CENTER OF WACO CREEK		
LINE	BEARING	DISTANCE
L1	N 85°36'52" E	83.02'
L2	S 72°57'43" E	43.41'
L3	S 43°13'37" E	67.64'
L4	S 28°57'11" E	93.26'
L5	S 31°21'11" E	63.46'
L6	S 45°10'11" E	107.88'
L7	S 52°11'43" E	105.12'
L8	S 62°09'27" E	139.18'
L9	S 83°23'30" E	37.82'
L10	S 80°18'48" E	99.80'
L11	S 73°09'27" E	43.09'
L12	S 65°52'41" E	81.81'
L13	S 59°23'55" E	117.08'
L14	S 55°12'51" E	97.59'
L15	S 46°49'38" E	169.96'
L16	S 44°34'31" E	185.13'
L17	S 51°16'15" E	67.64'

LEGEND	
D.R.M.C.T.	= DEED RECORDS McLENNAN COUNTY, TEXAS
M.C.C.D.	= McLENNAN COUNTY CLERK'S DOCUMENT
O.P.R.M.C.T.	= OFFICIAL PUBLIC RECORDS McLENNAN COUNTY, TEXAS
○	= 1/2" IRON ROD WITH CAP STAMPED "WALKER PARTNERS" SET (UNLESS LABELED OTHERWISE)
●	= 1/2" IRON ROD WITH CAP STAMPED "WALKER PARTNERS" FOUND (UNLESS LABELED OTHERWISE)
△	= 5/8" IRON ROD WITH CAP STAMPED "ALL COUNTY" FOUND
○	= UTILITY POLE
—	= GUY WIRE
—	= OVERHEAD ELECTRIC LINE

SURVEYOR'S NOTES:

THE SURVEYOR DID NOT ABSTRACT THE SUBJECT TRACT. THIS SURVEY WAS PERFORMED WITH THE BENEFIT OF A TITLE REPORT PROVIDED BY FOSSETT TITLE WORKS, L.L.C. THE SURVEYOR DOES NOT GUARANTEE THAT THE REPORT LISTS ALL EASEMENTS, RESTRICTIONS OR ENCUMBRANCES (EITHER OF RECORD OR NOT OF RECORD) WHICH MAY AFFECT THE SUBJECT TRACT ARE SHOWN HEREON.

THE APPROXIMATE LOCATION OF UNDERGROUND UTILITIES SHOWN HEREON ARE BASED UPON FIELD SURVEY INFORMATION, UTILITY LOCATOR MARKINGS AND EXISTING UTILITY AS-BUILT DRAWINGS. THE SURVEYOR MAKES NO GUARANTEE THAT THE UNDERGROUND UTILITIES SHOWN COMPRISE ALL SUCH UTILITIES IN THE AREA, EITHER IN SERVICE OR ABANDONED. THE SURVEYOR FURTHER DOES NOT GUARANTEE THAT THE UNDERGROUND UTILITIES SHOWN HEREON ARE IN THE EXACT LOCATION INDICATED. ALL UTILITIES MUST BE FIELD VERIFIED BEFORE PERFORMING ANY WORK.

FEDERAL EMERGENCY MANAGEMENT AGENCY (FEMA) NOTE: BY GRAPHIC PLOTTING ONLY THIS PROPERTY IS IN FEMA "SPECIAL FLOOD HAZARD AREAS" REGULATORY FLOODWAY, FEMA "OTHER AREAS OF FLOOD HAZARD" ZONE X AND FEMA "OTHER AREAS" ZONE X AS SHOWN ON THE FLOOD INSURANCE RATE MAP: COMMUNITY PANEL 48309C0367D, WHICH BEARS AN EFFECTIVE DATE OF DECEMBER 20, 2019. THIS FLOOD STATEMENT DOES NOT IMPLY THAT THIS TRACT WILL, OR WILL NOT FLOOD, NOR DOES IT CREATE ANY LIABILITY IN SUCH EVENT ON THE PART OF THIS SURVEYOR OR COMPANY.

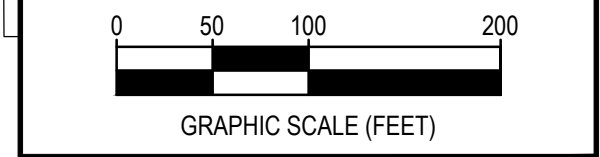
EXPLANATION OF FEMA ZONES:
 FEMA "SPECIAL FLOOD HAZARD AREAS" ZONE AE = WITH BASE FLOOD ELEVATION OR DEPTH.
 FEMA "SPECIAL FLOOD HAZARD AREAS" REGULATORY FLOODWAY = THE CHANNEL OF A RIVER OR OTHER WATERCOURSE AND THE ADJACENT LAND AREAS THAT MUST BE RESERVED IN ORDER TO DISCHARGE THE BASE FLOOD WITHOUT CUMULATIVELY INCREASING THE WATER SURFACE ELEVATION MORE THAN A DESIGNATED HEIGHT.
 FEMA "OTHER AREAS OF FLOOD HAZARD" ZONE X = 0.2% ANNUAL CHANCE FLOOD HAZARD, AREAS OF 1% ANNUAL CHANCE FLOOD WITH AVERAGE DEPTH OF LESS THAN ONE FOOT OR WITH DRAINAGE AREAS OF LESS THAN ONE SQUARE MILE.
 FEMA "OTHER AREAS" ZONE X = AREA OF MINIMAL FLOOD HAZARD.

THE BEARINGS AND GRID COORDINATES SHOWN HEREON ARE BASED UPON THE TEXAS STATE PLANE COORDINATE SYSTEM, NAD 83, TEXAS CENTRAL ZONE ACQUIRED FROM GLOBAL POSITIONING SYSTEM OBSERVATIONS.

THE CITY OF WACO, WATER CEN SERVICE AREA NUMBER FOR THIS PROPERTY IS 10039.

THE CITY OF WACO, SEWER CEN SERVICE AREA NUMBER FOR THIS PROPERTY IS 2010.

ELECTRIC SERVICE FOR THIS AREA IS PROVIDED BY ONCOR ENERGY.



REV	DESCRIPTION	DATE
1	REVISED W.I.S.D. SIGNATURE BLOCK	1/16/2025

Walker Partners
engineers ★ surveyors

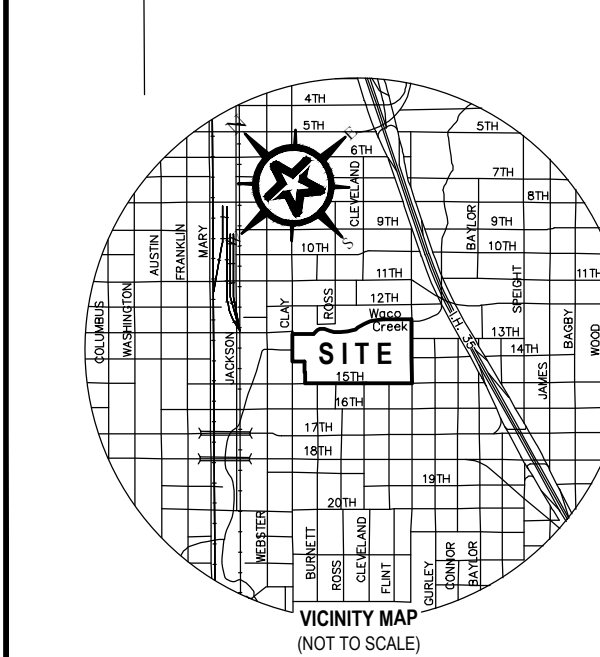
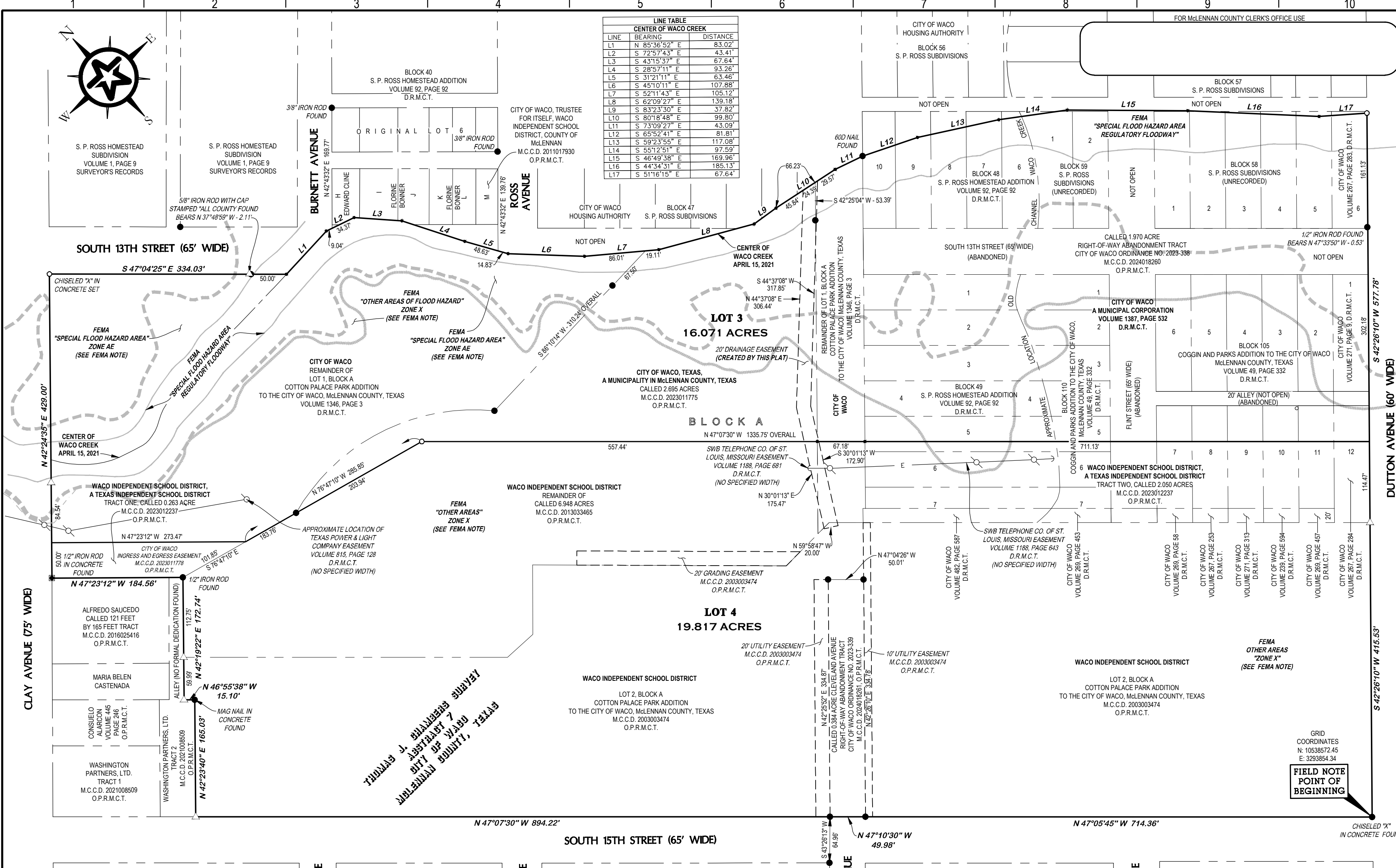
823 Washington Ave • Waco, Texas 76701
 Phone: 1-254-714-1400 • T.P.E. Registration No. 8003
 T.B.P.S. Registration No. 10029509

I HEREBY STATE THAT TO THE BEST OF MY PROFESSIONAL KNOWLEDGE AND BELIEF THAT THIS PLAT AND THE SURVEY UPON WHICH IT IS BASED MEETS THE REQUIREMENTS FOR LAND SURVEYS IN THE STATE OF TEXAS. SURVEYED ON THE 5TH DAY OF MAY, 2021.

OCTOBER 21, 2024
RELEASE-DATE

Dana B. Spigener
DANA B. SPIGENER, C.L.S. 3609
dspigener@walkerpartners.com


PLAT NUMBER: C1-0680
 PROJECT NUMBER: 1-03492.02
 DRAWN BY/CHECKED BY: DBS/MP
 FIELD NOTE NO.: N/A
 DRAWING NAME: 1-03492.FIN.DWG
 DRAFT DATE: 10/10/2024
 SHEET NUMBER: 1 OF 3



**FINAL PLAT
LOTS 3 AND 4, BLOCK A
COTTON PALACE PARK ADDITION
TO THE CITY OF WACO
McLENNAN COUNTY, TEXAS**

LOCATED IN THE THOMAS J. CHAMBERS SURVEY, ABSTRACT 7 IN THE CITY OF WACO, McLENNAN COUNTY, TEXAS AND BEING ALL OF A CALLED 2.695 ACRE TRACT DESCRIBED IN A DEED TO THE CITY OF WACO, TEXAS, A MUNICIPALITY IN McLENNAN COUNTY, TEXAS RECORDED IN McLENNAN COUNTY CLERK'S DOCUMENT 2023011775 OF THE OFFICIAL PUBLIC RECORDS OF McLENNAN COUNTY, TEXAS, ALL OF A CALLED 0.263 ACRE TRACT DESCRIBED AS TRACT ONE AND ALL OF A CALLED 2.050 ACRE TRACT DESCRIBED AS TRACT TWO IN A DEED TO WACO INDEPENDENT SCHOOL DISTRICT, A TEXAS INDEPENDENT SCHOOL DISTRICT RECORDED IN McLENNAN COUNTY CLERK'S DOCUMENT 2023012237 OF THE OFFICIAL PUBLIC RECORDS OF McLENNAN COUNTY, TEXAS, ALL OF LOT 2, BLOCK A, COTTON PALACE PARK ADDITION TO THE CITY OF WACO, McLENNAN COUNTY, TEXAS ACCORDING TO THE PLAT THEREOF RECORDED IN McLENNAN COUNTY CLERK'S DOCUMENT 2003003474 OF THE OFFICIAL PUBLIC RECORDS OF McLENNAN COUNTY, TEXAS, ALL OF THE CALLED 0.384 ACRE PORTION OF CLEVELAND AVENUE ABANDONED BY CITY OF WACO ORDINANCE NO. 2023-338, RECORDED IN McLENNAN COUNTY CLERK'S DOCUMENT 2024018261 OF THE OFFICIAL PUBLIC RECORDS OF McLENNAN COUNTY, TEXAS, ALL OF THE REMAINDER OF A CALLED 6.948 ACRE TRACT CONVEYED TO THE CITY OF WACO, A MUNICIPAL CORPORATION TO WACO INDEPENDENT SCHOOL DISTRICT RECORDED IN McLENNAN COUNTY CLERK'S DOCUMENT 2013033465 OF THE OFFICIAL PUBLIC RECORDS OF McLENNAN COUNTY, TEXAS, ALL OF THE REMAINDER OF LOT 1, BLOCK A, COTTON PALACE PARK ADDITION TO THE CITY OF WACO, McLENNAN COUNTY, TEXAS ACCORDING TO THE PLAT THEREOF RECORDED IN VOLUME 1346, PAGE 3 OF THE DEED RECORDS OF McLENNAN COUNTY, TEXAS, A PORTION OF THAT TRACT OF LAND DESCRIBED BY METES AND BOUNDS IN A DEED FROM BAYLOR UNIVERSITY TO THE CITY OF WACO RECORDED IN VOLUME 1387, PAGE 532 OF THE DEED RECORDS OF McLENNAN COUNTY, TEXAS, SAID TRACT CONTAINING: A PORTION OF BLOCK 48 OF THE S. P. ROSS HOMESTEAD ADDITION TO THE CITY OF WACO, McLENNAN COUNTY, TEXAS ACCORDING TO THE PLAT THEREOF RECORDED IN VOLUME 92, PAGE 92 OF THE DEED RECORDS OF McLENNAN COUNTY, TEXAS LOCATED SOUTHWEST OF THE CENTER OF WACO CREEK, BLOCK 49, S. P. ROSS HOMESTEAD ADDITION TO THE CITY OF WACO, McLENNAN COUNTY, TEXAS ACCORDING TO THE PLAT THEREOF RECORDED IN VOLUME 92, PAGE 92 OF THE DEED RECORDS OF McLENNAN COUNTY, TEXAS, BLOCKS 105 AND 110, COGGIN AND PARKS ADDITION TO THE CITY OF WACO, McLENNAN COUNTY, TEXAS ACCORDING TO THE PLAT THEREOF RECORDED IN VOLUME 49, PAGE 332 OF THE DEED RECORDS OF McLENNAN COUNTY, TEXAS, A PORTION OF BLOCKS 58 AND 59 IN THE UNRECORDED S. P. ROSS SUBDIVISION LOCATED SOUTHWEST OF THE CENTER OF WACO CREEK, ALL OF THE CALLED 1.970 ACRE PORTION OF FLINT STREET, SOUTH 13TH STREET AND A 20 FEET WIDE ALLEY OUT OF THE COGGIN AND PARKS ADDITION, S. P. ROSS HOMESTEAD ADDITION AND S. P. ROSS SUBDIVISIONS ABANDONED BY CITY OF WACO ORDINANCE NO. 2023-338, RECORDED IN McLENNAN COUNTY CLERK'S DOCUMENT 2024018260 OF THE OFFICIAL PUBLIC RECORDS OF McLENNAN COUNTY, TEXAS, LOT 12, BLOCK 105 OF COGGIN AND PARKS ADDITION CONVEYED TO THE CITY OF WACO IN THE DEED RECORDED IN VOLUME 267, PAGE 284 OF THE DEED RECORDS OF McLENNAN COUNTY, TEXAS, LOT 1, BLOCK 105 OF COGGIN AND PARKS ADDITION CONVEYED TO THE CITY OF WACO IN THE DEED RECORDED IN VOLUME 271, PAGE 9 OF THE DEED RECORDS OF McLENNAN COUNTY, TEXAS, AND A PORTION OF LOT 6, BLOCK 58 OF SAID UNRECORDED S. P. ROSS SUBDIVISION LOCATED SOUTHWEST OF THE CENTER OF WACO CREEK

G:\PROJECTS\1-03492.1 SURVEY\1-03492.FIN.DWG, SHT. 1 OF 3, 1/16/2025 3:32:49 PM, Dspigener, 11



S. P. ROSS HOMESTEAD SUBDIVISION VOLUME 1, PAGE 9 SURVEYOR'S RECORDS

S. P. ROSS HOMESTEAD SUBDIVISION VOLUME 1, PAGE 9 SURVEYOR'S RECORDS

BURNETT AVENUE

ROSS AVENUE

CLEVELAND AVENUE

FLINT AVENUE

DUTTON AVENUE (60' WIDE)

SOUTH 13TH STREET (65' WIDE)

SOUTH 15TH STREET (65' WIDE)

LOT 3
16.071 ACRES

LOT 4
19.817 ACRES

BLOCK A

FINAL PLAT
LOTS 3 AND 4, BLOCK A
COTTON PALACE PARK ADDITION
TO THE CITY OF WACO
McLENNAN COUNTY, TEXAS

LOCATED IN THE THOMAS J. CHAMBERS SURVEY, ABSTRACT 7 IN THE CITY OF WACO, McLENNAN COUNTY, TEXAS AND BEING ALL OF A CALLED 2.695 ACRE TRACT DESCRIBED IN A DEED TO THE CITY OF WACO, TEXAS, A MUNICIPALITY IN McLENNAN COUNTY, TEXAS RECORDED IN McLENNAN COUNTY CLERK'S DOCUMENT 2023011775 OF THE OFFICIAL PUBLIC RECORDS OF McLENNAN COUNTY, TEXAS, ALL OF A CALLED 0.263 ACRE TRACT DESCRIBED AS TRACT ONE AND ALL OF A CALLED 2.050 ACRE TRACT DESCRIBED AS TRACT TWO IN A DEED TO WACO INDEPENDENT SCHOOL DISTRICT, A TEXAS INDEPENDENT SCHOOL DISTRICT RECORDED IN McLENNAN COUNTY CLERK'S DOCUMENT 2023012237 OF THE OFFICIAL PUBLIC RECORDS OF McLENNAN COUNTY, TEXAS, A PORTION OF BLOCKS 58 AND 59 IN THE UNRECORDED S. P. ROSS SUBDIVISION LOCATED SOUTHWEST OF THE CENTER OF WACO CREEK, ALL OF THE CALLED 1.970 ACRE PORTION OF FLINT STREET, SOUTH 13TH STREET AND A 20 FEET WIDE ALLEY OUT OF THE COGIN AND PARKS ADDITION, S. P. ROSS HOMESTEAD ADDITION AND S. P. ROSS SUBDIVISIONS ABANDONED BY CITY OF WACO ORDINANCE NO. 2023-338, RECORDED IN McLENNAN COUNTY CLERK'S DOCUMENT 2024018260 OF THE OFFICIAL PUBLIC RECORDS OF McLENNAN COUNTY, TEXAS, LOT 12, BLOCK 105 OF COGIN AND PARKS ADDITION CONVEYED TO THE CITY OF WACO IN THE DEED RECORDED IN VOLUME 267, PAGE 284 OF THE DEED RECORDS OF McLENNAN COUNTY, TEXAS, LOT 1, BLOCK 105 OF COGIN AND PARKS ADDITION CONVEYED TO THE CITY OF WACO IN THE DEED RECORDED IN VOLUME 271, PAGE 9 OF THE DEED RECORDS OF McLENNAN COUNTY, TEXAS, AND A PORTION OF LOT 6, BLOCK 58 OF SAID UNRECORDED S. P. ROSS SUBDIVISION LOCATED SOUTHWEST OF THE CENTER OF WACO CREEK

LEGEND table with symbols for deed records, iron rods, and other markers.

SURVEYOR'S NOTES: THE SURVEYOR DID NOT ABSTRACT THE SUBJECT TRACT. THIS SURVEY WAS PERFORMED WITH THE BENEFIT OF A TITLE REPORT PROVIDED BY FOSSETT TITLE WORKS, LLC...

FEDERAL EMERGENCY MANAGEMENT AGENCY (FEMA) NOTE: BY GRAPHIC PLOTTING ONLY THIS PROPERTY IS IN FEMA "SPECIAL FLOOD HAZARD AREAS" ZONE AE...

EXPLANATION OF FEMA ZONES: FEMA "SPECIAL FLOOD HAZARD AREAS" ZONE AE = WITH BASE FLOOD ELEVATION OR DEPTH.

FEMA "SPECIAL FLOOD HAZARD AREAS" REGULATORY FLOODWAY = THE CHANNEL OF A RIVER OR OTHER WATERCOURSE AND THE ADJACENT LAND AREAS THAT MUST BE RESERVED IN ORDER TO DISCHARGE THE BASE FLOOD WITHOUT CUMULATIVELY INCREASING THE WATER SURFACE ELEVATION MORE THAN A DESIGNATED HEIGHT.

FEMA "OTHER AREAS OF FLOOD HAZARD" ZONE X = 0.2% ANNUAL CHANCE FLOOD HAZARD, AREAS OF 1% ANNUAL CHANCE FLOOD WITH AVERAGE DEPTH OF LESS THAN ONE FOOT OR WITH DRAINAGE AREAS OF LESS THAN ONE SQUARE MILE.

FEMA "OTHER AREAS" ZONE X = AREA OF MINIMAL FLOOD HAZARD.

THE BEARINGS AND GRID COORDINATES SHOWN HEREON ARE BASED UPON THE TEXAS STATE PLANE COORDINATE SYSTEM, NAD 83, TEXAS CENTRAL ZONE ACQUIRED FROM GLOBAL POSITIONING SYSTEM OBSERVATIONS.

THE CITY OF WACO, WATER CCN SERVICE AREA NUMBER FOR THIS PROPERTY IS 10039.

THE CITY OF WACO, SEWER CCN SERVICE AREA NUMBER FOR THIS PROPERTY IS 20010.

ELECTRIC SERVICE FOR THIS AREA IS PROVIDED BY ONCOR ENERGY.

LINE TABLE 20' WASTEWATER EASEMENT CREATED BY THIS PLAT with columns for LINE BEARING and DISTANCE.

LINE TABLE 20' WATERLINE EASEMENT CREATED BY THIS PLAT with columns for LINE BEARING and DISTANCE.

FIELD NOTE POINT OF BEGINNING

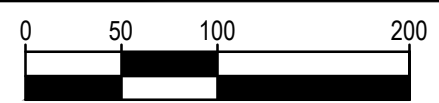


Table with columns for REV, DESCRIPTION, and DATE.



WATER AND WASTEWATER EASEMENTS CREATED BY THIS PLAT

Table with project details: PLAT NUMBER, PROJECT NUMBER, DRAWN BY/CHECKED BY, FIELD NOTE NO., DRAWING NAME, DRAFT DATE, SHEET NUMBER.



© COPYRIGHT ALL RIGHTS RESERVED

Vertical text on the right edge of the page.

Waco Independent School District

Board of Trustees Meeting Agenda Item

Date: January 23, 2025

Contact Person: Elizabeth Cox

RE: Approve Amendment to Legal Services Agreement

=====

Background Information:

Sheehy, Lovelace & Mayfield P.C. has provided services Waco ISD for many years as outside General Counsel. The Legal Services Agreement was approved by the Board on August 26, 2021 and it continued to provide the same General Counsel services which had been previously provided. It also provides for an increased level of support but still as an independent contractor.

The agreement is, generally speaking, for a flat daily rate, which has not been increased since approved approximately 3 ½ years ago and a copy is attached for your review. The proposed amendment increases the daily rate by \$200.00, effective February 1, 2025.

Board Policy BDD(LOCAL) provides that legal services are to be provided pursuant to a written contract between the Board and the law firm.

Fiscal Implications:

The Amendment for Legal Services Agreement is for a flat rate fee of \$1200.00 per day with the expectation being that such General Counsel Services will be provided for approximately three District business days per calendar week (for an anticipated approximately 120 days on an annual basis- a decrease from the estimate of 150 days in 2021 based on actual days since the Agreement was approved). The estimated annual cost of the increase to the District is \$24,000.

Administration Recommendations:

Recommend approval of Legal Services Retainer Agreement between Sheehy, Lovelace & Mayfield P.C.

LEGAL SERVICES AGREEMENT

The Waco Independent School District (hereinafter "District") hereby retains the law firm of Sheehy Lovelace & Mayfield, P.C. (hereinafter the "Firm"), to provide legal services to the District beginning on September 1, 2021, and continuing thereafter until terminated by either party as set forth below:

Scope of Services. The Firm will represent, advise and counsel the District and its employees as designated by the District, including the Superintendent, Deputy Superintendent, Assistant Superintendents, Executive Directors, the Board of Trustees, and any other designated staff, including, without limitation, by telephone and in office conferences, both at the District's facilities and at the Firm's offices, in the regular conduct of the District's day-to-day operations ("General Counsel Services") as follows:

Peter K. Rusek will provide General Counsel Services at a flat rate fee of \$1000.00 per day, with the expectation being that such General Counsel Services will be provided for approximately three District business days per calendar week (for an anticipated approximately 150 days on an annual basis).

Additionally, Peter K. Rusek will provide legal services and counsel and representation on such other matters for which the Law Firm is authorized by the Superintendent or Board of Trustees, on behalf of the District that are beyond and in excess of the three District business days per calendar week ("Additional Legal Services"), on the following terms: Fees for Additional Legal Services will be billed to the District at Mr. Rusek's hourly rate.

All other time spent by attorneys in the Firm providing General Counsel Services to the District will do so at each attorney's hourly rate.

General Counsel Services to be provided by the Firm will include:

- Advise and counsel the Superintendent and other designated staff on all legal issues that may arise while conducting the business of the District, including personnel, special education, and student issues;
- Draft, review or revise all contracts, agreements or other legal documents, as presented;
- Advise and counsel the District's hearing officer(s) for applicable student, parent, community member and employee grievances, complaints, and appeals as required by policy and represent the District when appropriate;
- Appear for and represent the District in any Texas Education Code, Chapter 21 proceeding filed with the Texas Education Agency;
- Appear for and represent the District in any Texas Education Agency Special Education Complaint, Hearing or Mediation;
- Assist with the District's compliance with the IDEA and Special Education laws and policies;

- Assist with the District's compliance with the Texas Public Information Act by assisting and advising Public Information Officer;
- Assist with compliance with the Texas Open Meetings Act by assisting in the preparation of Board of Trustee Agenda Notices and Memos;
- Assist with compliance with competitive procurement and purchasing contract requirements as such items are presented for review;
- Provide legal analysis regarding the formulation and execution of existing and/or proposed TASB policies and regulations and review materials for publication in associated manuals and/or handbooks, including Administrative Guidelines;
- Coordinate responses to investigations and subpoenas from Texas Education Agency, U.S. Department of Education Office for Civil Rights, Equal Employment Opportunity Commission and other administrative or regulatory agencies, as appropriate;
- Provide legal assistance on District elections;
- Monitor and counsel the District on the impact of proposed or enacted legislation;
- Conduct professional development training on issues regarding legal matters, special education matters, including preparing training material for staff and Board members, as requested;
- Draft and edit construction contracts using AIA approved software;
- Assist with the compilation, maintenance and filing of reports as required by regulation, policy and/or law;
- Collaborate with District administrative staff and provide legal assistance to promote compliance with policies and/or rules established by federal and state law;
- Serve as liaison to any outside counsel retained by the District, and review billing as submitted to District;
- Assist in negotiating and drafting contracts for the acquisition of real and personal property, and the employment of professional services, contractors and other entities; and
- Other work as requested by Superintendent and/or Board of Trustees.

For these General Counsel Services, District agrees to pay the Firm monthly after receipt of an invoice from the Firm. In addition, the District agrees to reimburse the Firm for the reasonable and necessary expenses incurred by the Firm in providing the General Counsel Services, such as transportation, lodging and meals for travel required outside of the District's boundaries, courier and shipping services, recording and filing fees, expert and other witness fees, court reporting services and other litigation expenses. Payment of each monthly invoice is due within thirty (30) days of receipt by the District.

Whenever appropriate and consistent with proper legal representation, the Firm will use associates and legal assistants in order to minimize the fees which will enable the Firm to provide economical and efficient legal services.

Third Party Vendors and Services. All third-party vendors and services (e.g., mediators, court reporters, etc.) will look directly to the District for payment. Accordingly, the District hereby agrees to pay all third-party vendors and services directly and promptly. The Firm will attempt

to advise the District in advance of such expenses and seek prior approval of any single expenditure anticipated to be in excess of \$100.00.

Term. This agreement shall continue in effect until it is terminated by either party by giving 30 days' written notice to the other party.


Executed this 26 day of August, 2021.

WACO INDEPENDENT SCHOOL DISTRICT

BY: 

Waco ISD Board President

Sheehy Lovelace & Mayfield, P.C.

BY: 

Peter K. Rusek

Waco Independent School District

Board of Trustee Meeting Agenda Item

Date: January 23, 2025

Contact Person: Elizabeth Cox

RE: Approve Reimbursement to Former Superintendent for Teacher Retirement System Matters

=====

Background Information:

Teacher Retirement System benefits (payable after retirement) are based on total “creditable” compensation, which includes base pay and qualifying benefits. Many superintendent’s contracts include benefits that are unique to the position, which was the case for the former Superintendent.

It has been brought to the District’s attention that while the former Superintendent’s base salary was accurately reported to the Teacher Retirement System (TRS), additional creditable compensation was not reported as required in the District’s contract with the Superintendent.

To correct the error and ensure the accuracy of lifetime retirement benefits for the former Superintendent, the Administration requests that the District reimburse the former Superintendent for the amount she pays TRS for the correction and associated tax consequences to her.

Fiscal Implications:

Funds to pay for this reimbursement will come from budgeted contingencies and salary savings in the 2024-2025 budget.

Administrative Recommendation(s):

Approve reimbursement payment to the former Superintendent.

Waco Independent School District
Board of Trustee Meeting Agenda Item

Date: January 23, 2025

Contact Person: Jerry Allen

RE: Low Attendance Waivers



Background Information

Districts and/or campuses can request a waiver to excuse instructional days from Average Daily Attendance (ADA) and Foundation School Program (FSP) funding calculations that have attendance at least ten percentage points below the last school year's (2023-2024) overall average attendance 91.28%, for the district or applicable campus, due to inclement weather, health, or safety-related issues.

Fiscal Implications

If TEA grants the waiver for a low attendance day, the district will not include the day as a day of membership or instruction. The day will be considered a non-school day in our district's student attendance accounting system and will not be reported as a school day in PEIMS reporting, increasing the district's ADA.

The Administration seeks to submit a waiver for the following days:

- January 09, 2025 – due to weather. The district's attendance rate was 76.12% compared to 91.28% for the overall attendance in the previous year (2023 – 2024).
- January 10, 2025 – due to weather. The district's attendance rate was 80.63% compared to 91.28% for the overall attendance in the previous year (2023 – 2024).

Administrative Recommendation(s):

Approve the submittal of Low Attendance Waivers as presented.

**Waco Independent School District
Board of Trustee Meeting Agenda Item**

Date: January 23, 2025

Contact Person: Dr. Deena Cornblum

RE: Campus Targeted Improvement Plans

=====

Background Information:

Per the guidance from the Texas Education Agency (TEA), Title I campuses that are federally identified must participate in the Effective Schools Framework (ESF) continuous improvement process and develop a Targeted Improvement Plan (TIP). These campuses were also eligible to apply for the Focus Support Grant (FSG). Campuses that received this grant during grant cycles 23–25 or 24–26 must also complete a TIP. There are 13 Waco ISD campuses participating in the ESF Focus Support Grant program.

All completed Targeted Improvement Plans must be approved by the Board of Trustees. The plans for the 2024-2025 school year must be submitted to the Intervention, Stage, and Activity Manager (ISAM) system by February 28, 2025.

The attached documents include the plans that are required by the Texas Education Agency at this time.

Fiscal Implications:

Not Applicable

Administrative Recommendation(s):

Approve the Targeted Improvement Plans as submitted.



Alta Vista EI (161914101)

Waco ISD (161914)
Region 12
Federal Requirements
2024-2025

- Resources
- Review
- Submissions
- Legacy 806 Plans
- Indicators
- Feedback / Follow-Ups
- Extensions
- Review Contacts
- Targeted Improvement Plan**

[<<Back to Summary](#)

Web Pages

- 1. [Targeted Improvement Plan \(TIP\) Guidance](#)

Review Contacts

TEA
Primary: Amber Donell
Secondary: Courtney Davis
LEA

Escalations

Type	Start Dt
No open escalations found.	

ESF Visit

Year	Report Type	Facilitator Name	Visit Date	Action
2024-2025	Opt-in			

Showing 1 to 1 of 1 entries

What is your School Improvement Strategy? Instructional Leadership development through TIL or other Instructional Leadership Pathway Providers

What reallocation of resources (time, funding, staffing) are needed to implement your school improvement strategy based on your ESF Diagnostic findings?

-2 Instructional Specialists that engage in observation & feedback cycles with teachers to improve planning & delivery of instruction; after-school tutoring -Roles & responsibilities realigned; IS team leads grade level planning & PLCs for PK-2; principal leads gr. 3-4; AP leads gr. 4 -Grade level planning added for time to internalize lessons; principal works with 4th grade to implement new planning process with support from district vetted partner -Vertical planning time with support from Region 12 coaches -Campus scheduled designed to provide a dedicated block of time for Tier 2-3 interventions & after-school tutoring -Community partnerships to host Parent University, parent leadership program, & family engagement activities

Identify all curriculum programs that will be utilized during the 2025-2026 school year?

K-5 Math :

- District created

K-5 RLA :

- District created

6-8 Math:

- Not Applicable

6-8 RLA:

- Not Applicable

9-12 Math (Algebra 1, Algebra 2, Geometry):

- Not Applicable

9-12 RLA:

- Not Applicable

How have stakeholders been engaged to solicit feedback on the school improvement strategy and curriculum chosen (Include any dates of public meetings)?

-Town hall meeting on November 6 at 4:00 pm to engage school personnel, district leadership, parents and community members -Reviewed campus ratings, discussed improvement strategies, and voiced concerns for additional tutoring; decision made to start tutoring 4 weeks earlier than usual - Minutes posted on the school website for those unable to attend -Weekly campus newsletter and ParentSquare communication to share important information with parents about the school improvement process

Date of Board approval on the school improvement strategy and curriculum selected : 01/23/2025

[Edit](#)

Brook Avenue El School (161914104)

Waco ISD (161914)
Region 12
Federal Requirements
2024-2025

Resources
Review
Submissions
Legacy 806 Plans
Indicators
Feedback / Follow-Ups
Extensions
Review Contacts
Targeted Improvement Plan

ESF Visit

Year	Report Type	Facilitator Name	Visit Date	Action
2022-2023	Required	Tammy Becker	02/21/2023	Download? documentPath=ESF%20Visit%20161914104%202023)

Showing 1 to 1 of 1 entries

What is your School Improvement Strategy? Instructional Leadership development through TIL or other Instructional Leadership Pathway Providers

What reallocation of resources (time, funding, staffing) are needed to implement your school improvement strategy based on your ESF Diagnostic findings?
 -2 Instructional Specialists that engage in observation & coaching cycles with teachers to improve planning & delivery of instruction; after-school tutoring -Roles & responsibilities realigned; IS team leads WPM for 4th & PLCs for all grades principal leads gr. 3-5; AP leads PK-2nd -Grade level planning added for time to internalize lessons; principal works with 4th grade to implement new planning process with support from district vetted partner (Relay) -Support from Region 12 Coach for Math -Campus scheduled designed to provide a dedicated block of time for Tier 2-3 interventions (RTI) & after-school tutoring -Community partnerships to encourage family engagement activities and enhance school culture and morale

[<<Back to Summary](#)

Web Pages

1. Targeted Improvement Plan (TIP) Guidance

Review Contacts

TEA	
Primary:	Amber Donell
Secondary:	Courtney Davis
LEA	

Escalations

Type	Start Dt
No open escalations found.	

Identify all curriculum programs that will be utilized during the 2025-2026 school year?

K-5 Math :

- District created

K-5 RLA :

- District created

6-8 Math:

- Not Applicable

6-8 RLA:

- Not Applicable

9-12 Math (Algebra 1, Algebra 2, Geometry):

- Not Applicable

9-12 RLA:

- Not Applicable

How have stakeholders been engaged to solicit feedback on the school improvement strategy and curriculum chosen (Include any dates of public meetings)?

-PACTT meeting held on January 7th at 5:00 pm, led by principal & AP, to engage school personnel, parents/families, and community members - Reviewed campus ratings, discussed improvement strategies (CIP & TIP), and tutoring; 8 weeks of tutoring, plus 4 Saturdays (STAAR Bootcamp) - Agenda posted on the school website for those unable to attend -Received feedback from parents regarding campus expectations and improvement strategies (Question & Answer Session at the end) -Weekly campus newsletter and ParentSquare communication to share important information with staff and parents about the school improvement process -Monthly ILT meetings to review appropriate PD in high-needs areas

Date of Board approval on the school improvement strategy and curriculum selected : 01/23/2025

[Edit](#)

Indian Spring Middle (161914050)

Waco ISD (161914)
 Region 12
 Federal Requirements
 2024-2025

Resources
Review
Submissions
Legacy 806 Plans
Indicators
Feedback / Follow-Ups
Extensions
Review Contacts
Targeted Improvement Plan

ESF Visit

Year	Report Type	Facilitator Name	Visit Date	Action
2024-2025	Required	Jessica Torres	03/28/2023	Download? documentPath=ESF%20Visit%20161914050%202025)

Showing 1 to 1 of 1 entries

What is your School Improvement Strategy? Instructional Leadership development through TIL or other Instructional Leadership Pathway Providers

What reallocation of resources (time, funding, staffing) are needed to implement your school improvement strategy based on your ESF Diagnostic findings?

-2 New Instructional Specialists that engage in observation & feedback cycles with teachers to improve planning & delivery of instruction -Roles & responsibilities realigned; Principal, APs, and IS team leads content level planning & PLCs -District-vetted partners (UVA, LIM, and Relay) provided planning, delivery, and remediation processes for all grade levels. -Vertical planning time with support from ISs and District Coordinators. -Campus schedule designed to provide a dedicated block of time for Tier 2-3 interventions. -Community partnerships to host Parent Universities, PACT (Parent and child time together) & family engagement activities

Identify all curriculum programs that will be utilized during the 2025-2026 school year?

K-5 Math :

- Not Applicable

K-5 RLA :

- Not Applicable

6-8 Math:

- District created

6-8 RLA:

- District created

9-12 Math (Algebra 1, Algebra 2, Geometry):

- Not Applicable

9-12 RLA:

- Not Applicable

How have stakeholders been engaged to solicit feedback on the school improvement strategy and curriculum chosen (Include any dates of public meetings)?

-CDMC/PACT meeting on January 22nd at 5 pm to engage school personnel, district leadership, parents, and community members -LIM survey provided to stakeholders on October 10th to provide support and feedback. -Review campus ratings, discuss improvement strategies, and voice tutoring involvement concerns -Minutes posted on the school newsletter for those unable to attend -Weekly campus newsletter and ParentSquare communication to share important information with parents about the school improvement process

Date of Board approval on the school improvement strategy and curriculum selected : 01/23/2025

[Edit](#)

[<<Back to Summary](#)

Web Pages

1. [Targeted Improvement Plan \(TIP\) Guidance](#)

Review Contacts

TEA	
Primary:	Amber Donell
Secondary:	Courtney Davis
LEA	

Escalations

Type	Start Dt
No open escalations found.	

Cesar Chavez Middle (161914043)

Waco ISD (161914)
 Region 12
 Federal Requirements
 2024-2025

Resources
Review
Submissions
Legacy 806 Plans
Indicators
Feedback / Follow-Ups
Extensions
Review Contacts
Targeted Improvement Plan

[<<Back to Summary](#)

Web Pages
1. Targeted Improvement Plan (TIP) Guidance

Review Contacts
TEA No TEA contacts assigned.
LEA

Escalations
Type Start Dt No open escalations found.

ESF Visit

Year	Report Type	Facilitator Name	Visit Date	Action
2023-2024	Required	Jessica Torres	01/11/2024	Download (/Tea.Isam.Web/EsfVisit/Download?documentPath=ESF%20Visit%20161914043%202024)

Showing 1 to 1 of 1 entries

What is your School Improvement Strategy? Instructional Leadership development through TIL or other Instructional Leadership Pathway Providers

What reallocation of resources (time, funding, staffing) are needed to implement your school improvement strategy based on your ESF Diagnostic findings?

To enhance student achievement in reading and math, our instructional leadership team will implement a comprehensive professional learning system focused on instructional improvement. Through targeted observation and feedback cycles, instructional specialists, multi-classroom leaders, and master team reach teachers will support teachers in their lesson planning and delivery. In partnership with Relay, we will foster collaborative learning communities and provide timely coaching during Weekly Planning Meetings. to elevate teacher pedagogy and increase the rigor of instruction, ultimately leading to improved student outcomes.

Identify all curriculum programs that will be utilized during the 2025-2026 school year?

K-5 Math :

- Not Applicable

K-5 RLA :

- Not Applicable

6-8 Math:

- District created

6-8 RLA:

- District created

9-12 Math (Algebra 1, Algebra 2, Geometry):

- Not Applicable

9-12 RLA:

- Not Applicable

How have stakeholders been engaged to solicit feedback on the school improvement strategy and curriculum chosen (Include any dates of public meetings)?

The CCMS Campus Decision Making Committee will meet on Wednesday, January 15th. The meeting will focus on the following: Reviewing campus improvement goals. Sharing Targeted Improvement Plan (TIP) focus. Discussing Relay coaching, including the weekly planning meeting coaching script used by Opportunity Culture Leaders. This discussion include a review of the scripts themselves, feedback received, and improvements made based on input from the Relay Coach.

Date of Board approval on the school improvement strategy and curriculum selected : 01/23/2025

[Edit](#)

Cedar Ridge EI (161914105)

Waco ISD (161914)
 Region 12
 Federal Requirements
 2024-2025

Resources
Review
Submissions
Legacy 806 Plans
Indicators
Feedback / Follow-Ups
Extensions
Review Contacts
Targeted Improvement Plan

ESF Visit

Year	Report Type	Facilitator Name	Visit Date	Action
2023-2024	Required	Chista Miller	11/27/2023	Download (/Tea.Isam.Web/EsfVisit/Download?documentPath=ESF%20Visit%20161914105%202024)

Showing 1 to 1 of 1 entries

What is your School Improvement Strategy? Instructional Leadership development through TIL or other Instructional Leadership Pathway Providers

What reallocation of resources (time, funding, staffing) are needed to implement your school improvement strategy based on your ESF Diagnostic findings?

At Cedar Ridge, the areas that have been identified as needing improvement for our TIP are having an effective leadership team with clear and defined roles as well as providing real-time coaching and feedback to our teachers to help them grow. To grow in these areas, we have divided and laid out responsibilities differently for our Instructional Specialists. Both Instructional Specialists and the Principal attended high-impact training on Data Driven Instruction and developed a plan for more frequent data conversations. One barrier was coaching training, but all team members are now trained. The Team will meet once a week to discuss calendars as another barrier is time and prioritizing the work of coaching.

Identify all curriculum programs that will be utilized during the 2025-2026 school year?

K-5 Math :

- District created

K-5 RLA :

- District created

6-8 Math:

- Not Applicable

6-8 RLA:

- Not Applicable

9-12 Math (Algebra 1, Algebra 2, Geometry):

- Not Applicable

9-12 RLA:

- Not Applicable

How have stakeholders been engaged to solicit feedback on the school improvement strategy and curriculum chosen (Include any dates of public meetings)?

The actions in the TIP have been shared with all staff during beginning of year Professional Development and throughout the year in PLC meetings. School leaders and district support meet regularly to discuss progress. To gather family stakeholder input, the plan was described in the weekly newsletter that goes home via email and Facebook. Feedback was solicited from parents in a google form. This form was sent in the newsletter sent to families on January 13th, 2025.

Date of Board approval on the school improvement strategy and curriculum selected : 01/23/2025

[Edit](#)

[Back to Summary](#)

Web Pages

- [Targeted Improvement Plan \(TIP\) Guidance](#)

Review Contacts

TEA	
Primary:	Amber Donell
Secondary:	Courtney Davis
LEA	

Escalations

Type	Start Dt
No open escalations found.	

Dean-Highland EI (161914107)

Waco ISD (161914)
 Region 12
 Federal Requirements
 2024-2025

- Resources
- Review
- Submissions
- Legacy 806 Plans
- Indicators
- Feedback / Follow-Ups
- Extensions
- Review Contacts
- Targeted Improvement Plan**

ESF Visit

Year	Report Type	Facilitator Name	Visit Date	Action
2022-2023	Required	Chista Miller	01/25/2023	Download? documentPath=ESF%20Visit%20161914107%202023)

Showing 1 to 1 of 1 entries

What is your School Improvement Strategy? Instructional Leadership development through TIL or other Instructional Leadership Pathway Providers

What reallocation of resources (time, funding, staffing) are needed to implement your school improvement strategy based on your ESF Diagnostic findings?

-Dean Highland EL VIP partners ensure the campus instructional team is proficient in the Get Better Faster, Teach Like a Champion, and Leverage Leadership Framework.. -Funds allotted to the Public Impact OC model to develop teacher leaders and empower them to coach teachers. -Weekly PLCs include Data-Driven Instructional Meetings using the TIL framework. -Dean Highland experiences barriers such as six vacancies, new-to-the-profession teachers, and leadership team proficiency. -Embedded professional development for all teachers along with side-by-side coaching using the GBF framework. -Throughout the implementation process leadership team meets weekly to calibrate via classroom walks, disseminate data, and determine the campus needs.

Identify all curriculum programs that will be utilized during the 2025-2026 school year?

K-5 Math :

- District created

K-5 RLA :

- District created

6-8 Math:

- Not Applicable

6-8 RLA:

- Not Applicable

9-12 Math (Algebra 1, Algebra 2, Geometry):

- Not Applicable

9-12 RLA:

- Not Applicable

How have stakeholders been engaged to solicit feedback on the school improvement strategy and curriculum chosen (Include any dates of public meetings)?

Stake-holders meet the second Wednesday of each month to discuss the status of the campus, and the student leadership team meets bi-weekly. -On September 25th stakeholders were made aware of the goals for the new 2024/2025 school year. Stakeholders signed up to be volunteers and provide feedback. -Stakeholders took a survey on October 9th to survey the campus status under three criteria: Leadership (adult and student), Culture/Climate, and Academics (content and SEL). --Another survey will be sent out on February 4th to gain perspective on how we are doing concerning the goals for continuous improvement.

Date of Board approval on the school improvement strategy and curriculum selected : 01/23/2025

[Edit](#)



J H Hines El (161914110)

Waco ISD (161914)
Region 12
Effective School Framework - Focused Support Grant
2024-2025

- Resources
- Review
- Submissions
- Indicators
- Feedback / Follow-Ups
- Extensions
- Review Contacts
- Targeted Improvement Plan**

ESF Visit

Year	Report Type	Facilitator Name	Visit Date	Action
2021-2022	Required	Jennifer Conner	03/30/2022	Download? documentPath=ESF%20Visit%20161914110%202022)

Showing 1 to 1 of 1 entries

What is your School Improvement Strategy? Instructional Leadership development through TIL or other Instructional Leadership Pathway Providers

What reallocation of resources (time, funding, staffing) are needed to implement your school improvement strategy based on your ESF Diagnostic findings?

-An Instructional Specialist that engages in observation & feedback cycles with teachers to improve planning & delivery of instruction; after-school tutoring -Roles & responsibilities realigned; IS and Principal lead grade level planning & PLCs. -Grade level planning added for time to internalize lessons; Region 12 trainer and district vetted Baylor tutors to support 3rd grade. -Support from Region 12 coaches -Campus schedules designed to provide a dedicated block of time for Tier 2-3 interventions & during and after-school tutoring. -Community partnerships to host parent & family engagement activities

[<<Back to Summary](#)

Web Pages

- 1. Targeted Improvement Plan (TIP) Guidance

Review Contacts

TEA	
Primary:	Sara Honea
Secondary:	Stacie Barnett
LEA	

Identify all curriculum programs that will be utilized during the 2025-2026 school year?

K-5 Math :

- District created

K-5 RLA :

- District created

6-8 Math:

- Not Applicable

6-8 RLA:

- Not Applicable

9-12 Math (Algebra 1, Algebra 2, Geometry):

- Not Applicable

9-12 RLA:

- Not Applicable

How have stakeholders been engaged to solicit feedback on the school improvement strategy and curriculum chosen (Include any dates of public meetings)?

- Meetings January 8, 2025 at 9:00-9:30 am and January 10, 2025 4:00-4:45 pm to engage school personnel, district leadership, parents and community members -Reviewed campus ratings, discussed improvement strategies, and voiced concerns for more tutors and need for additional intervention materials. -Minutes posted on the school website for those unable to attend -Campus Bulletin and Parent Square communication to share important information with parents about the school improvement process

Date of Board approval on the school improvement strategy and curriculum selected : 01/23/2025

[Edit](#)

Mountainview EI (161914116)

Waco ISD (161914)
 Region 12
 Effective School Framework - Focused Support Grant
 2024-2025

- Resources
- Review
- Submissions
- Indicators
- Feedback / Follow-Ups
- Extensions
- Review Contacts
- Targeted Improvement Plan**

ESF Visit

Year	Report Type	Facilitator Name	Visit Date	Action
2023-2024	Required	Yolanda Rollins	01/19/2024	Download? documentPath=ESF%20Visit%20161914116%202024)

Showing 1 to 1 of 1 entries

What is your School Improvement Strategy? Instructional Leadership development through TIL or other Instructional Leadership Pathway Providers

What reallocation of resources (time, funding, staffing) are needed to implement your school improvement strategy based on your ESF Diagnostic findings?

-Four Multi-Classroom Leaders (MCL) that provide observation, feedback, and coaching cycles with teachers to improve planning & delivery of instruction -MCLs lead weekly PLC meetings for alignment of lesson plans and weekly data meetings -Embedded planning time in the master schedule to create Tier 1 lesson plans and use data to create Tier 2 re-teach plans -Campus scheduled provides a dedicated block of time for Tier 2-3 interventions & spring after-school tutoring -Bi-weekly leadership team coaching and feedback cycles with Relay to support MCLs in facilitation of weekly planning meetings -Community partnerships support campus goals with hosting reading and math fluency nights; weekly reading buddies to support campus reading fluency

Identify all curriculum programs that will be utilized during the 2025-2026 school year?

K-5 Math :

- District created

K-5 RLA :

- District created

6-8 Math:

- Not Applicable

6-8 RLA:

- Not Applicable

9-12 Math (Algebra 1, Algebra 2, Geometry):

- Not Applicable

9-12 RLA:

- Not Applicable

How have stakeholders been engaged to solicit feedback on the school improvement strategy and curriculum chosen (Include any dates of public meetings)?

-Weekly campus newsletter with staff and monthly ParentSquare communication with parents and community to share important information about the school improvement process -Reviewed campus ratings and discussed campus goals with staff and parents in back to school newsletters (community) and meetings (staff). -January 21: CDMC meeting to engage community in development and implementation of the Targeted Improvement Plan -Two CDMC meetings (March 25 and May 13) to review and offer community feedback opportunities on school improvement process, campus needs assessment, and general campus involvement

Date of Board approval on the school improvement strategy and curriculum selected : 01/23/2025

[Edit](#)

Parkdale EI (161914120)

Waco ISD (161914)
 Region 12
 Federal Requirements
 2024-2025

- Resources
- Review
- Submissions
- Legacy 806 Plans
- Indicators
- Feedback / Follow-Ups
- Extensions
- Review Contacts
- Targeted Improvement Plan**

ESF Visit

Year	Report Type	Facilitator Name	Visit Date	Action
2023-2024	Required	Dayna Patzke	01/25/2024	Download (/Tea.Isam.Web/EsfVisit/Download?documentPath=ESF%20Visit%20161914120%202024)

Showing 1 to 1 of 1 entries

What is your School Improvement Strategy? Instructional Leadership development through TIL or other Instructional Leadership Pathway Providers

What reallocation of resources (time, funding, staffing) are needed to implement your school improvement strategy based on your ESF Diagnostic findings?

To implement the backward design strategy, key resources include teachers, instructional specialists, the principal, MCLs, and MTRTs, who will lead professional development during PLCs, Panther Academy, and staff meetings. Materials such as "Know and Show" charts, unit maps, and exemplars for TCA assessments are essential. Potential barriers include scheduling conflicts and teacher resistance to new methods. Resources will be allocated equitably by prioritizing support for teachers with the greatest need. Ongoing feedback, data from student assessments, and PLC reflections will be used to monitor and adjust resource allocation as needed

Identify all curriculum programs that will be utilized during the 2025-2026 school year?

K-5 Math :

- District created

K-5 RLA :

- District created

6-8 Math:

- Not Applicable

6-8 RLA:

- Not Applicable

9-12 Math (Algebra 1, Algebra 2, Geometry):

- Not Applicable

9-12 RLA:

- Not Applicable

How have stakeholders been engaged to solicit feedback on the school improvement strategy and curriculum chosen (Include any dates of public meetings)?

Stakeholders, including principals, teachers, parents, and school leaders, will be engaged in developing and implementing the Targeted Improvement Plan through regular meetings, starting with a PTA meeting on January 15. During this meeting, we will discuss our goals and strategies, including professional development on backward design, and how they align with school priorities. The plan will reflect diverse perspectives by considering the needs of all student populations and incorporating feedback from teachers, parents, and leaders. Ongoing communication will be maintained through regular updates via PTA meetings, staff meetings, and newsletters, ensuring community buy-in and collective commitment to success.

Date of Board approval on the school improvement strategy and curriculum selected : 01/23/2025

[Edit](#)

[Back to Summary](#)

Web Pages

- [Targeted Improvement Plan \(TIP\) Guidance](#)

Review Contacts

TEA
 Primary: [Amber Donell](#)
 Secondary: [Courtney Davis](#)

LEA

Escalations

Type	Start Dt
No open escalations found.	



Provident Heights EI (161914121)

Waco ISD (161914)
Region 12
Effective School Framework - Focused Support Grant
2024-2025

Resources
Review
Submissions
Indicators
Feedback / Follow-Ups
Extensions
Review Contacts
Targeted Improvement Plan

ESF Visit

Year	Report Type	Facilitator Name	Visit Date	Action
2023-2024	Required	Dayna Patzke	11/13/2023	Download? documentPath=ESF%20Visit%20161914121%202024)

Showing 1 to 1 of 1 entries

What is your School Improvement Strategy? Instructional Leadership development through TIL or other Instructional Leadership Pathway Providers

What reallocation of resources (time, funding, staffing) are needed to implement your school improvement strategy based on your ESF Diagnostic findings?

-50 minutes of extra planning time provided bi-weekly for every teacher. Focus on planning rigorous TIER 1 lessons and preparing for intervention. - Weekly PLC meetings focused on Tier 1 instruction and analysis of data. -Clearly refined proficiency criteria that provide a framework of best practices in lesson delivery -Leadership team completes weekly observation and feedback cycles with teachers -SNAP meetings every 6 weeks to discuss student data, strengths/areas of concerns, and the RTI process

Identify all curriculum programs that will be utilized during the 2025-2026 school year?

K-5 Math :

- District created

K-5 RLA :

- District created

6-8 Math:

- Not Applicable

6-8 RLA:

- Not Applicable

9-12 Math (Algebra 1, Algebra 2, Geometry):

- Not Applicable

9-12 RLA:

- Not Applicable

How have stakeholders been engaged to solicit feedback on the school improvement strategy and curriculum chosen (Include any dates of public meetings)?

-Staff meeting 1/15/25; CDMC Meeting January -Weekly and bi weekly meetings with admin team/instructional leadership team where CIP goals are reviewed, data analyzed, and plans constructed. -Weekly staff newsletter that contains data, glows, and areas for growth. -Weekly parent newsletter that includes data, campus events, celebrations, and opportunities to grow. -Campus celebrations and positive data shared on campus social media page -Campus decision making committee meets 3 times a year to discuss CIP, data, glows/grows

Date of Board approval on the school improvement strategy and curriculum selected : 01/23/2025

[Edit](#)

[<<Back to Summary](#)

Web Pages

1. Targeted Improvement Plan (TIP) Guidance

Review Contacts

TEA
Primary: Sara Honea
Secondary: Stacie Barnett
LEA

Escalations

Type	Start Dt
No open escalations found.	



South Waco EI (161914130)

Waco ISD (161914)
Region 12
Effective School Framework - Focused Support Grant
2024-2025

Resources
Review
Submissions
Indicators
Feedback / Follow-Ups
Extensions
Review Contacts
Targeted Improvement Plan

ESF Visit

Year	Report Type	Facilitator Name	Visit Date	Action
2024-2025	Required	Carie Downes	10/02/2024	Download (/Tea.Isam.Web/EsfVisit/Download?documentPath=ESF%20Visit%20161914130%202025)

Showing 1 to 1 of 1 entries

What is your School Improvement Strategy? Instructional Leadership development through TIL or other Instructional Leadership Pathway Providers

What reallocation of resources (time, funding, staffing) are needed to implement your school improvement strategy based on your ESF Diagnostic findings?

-1 Instructional Specialist leads grade level PLCs, coordinates MTSS program, leads planning meeting for 3 grade levels, and plans after school tutoring -Weekly Planning Meetings- using Get Better Faster model coached by vetted partner -Community Partnerships with churches, Grassroots, Community Resource Planning, and Baylor University Organizations -Schedule designed with time for tiered interventions -Behavior Support Aides provide tiered behavioral supports -Supplemental Intervention Teachers provide reading and math interventions -3 Multi Classroom Leaders teach in the classroom while providing coaching to other teachers to replicate best practices from their own rooms and leading PLCs and grade level planning meetings

Identify all curriculum programs that will be utilized during the 2025-2026 school year?

K-5 Math :

- District created

K-5 RLA :

- District created

6-8 Math:

- Not Applicable

6-8 RLA:

- Not Applicable

9-12 Math (Algebra 1, Algebra 2, Geometry):

- Not Applicable

9-12 RLA:

- Not Applicable

How have stakeholders been engaged to solicit feedback on the school improvement strategy and curriculum chosen (Include any dates of public meetings)?

-Parent meeting was held on October 8 at 5:00 pm to review campus plans and action steps for improving campus accountability -Campus Decision Making Committee was held on November 20th at 4:30 pm to engage school personnel, parents, and community members in evaluating and giving feedback on school improvement process -At both meetings campus improvement plan, targeted improvement plan methods including vetted partners, and current accountability rating and status were reviewed and feedback and comments were given on improvement plans

Date of Board approval on the school improvement strategy and curriculum selected : 01/23/2025

[Edit](#)



Waco H S (161914002)

Waco ISD (161914)
Region 12
Effective School Framework - Focused Support Grant
2024-2025

Resources
Review
Submissions
Indicators
Feedback / Follow-Ups
Extensions
Review Contacts
Targeted Improvement Plan

ESF Visit

Year	Report Type	Facilitator Name	Visit Date	Action
2023-2024	Required	Mark Parsons	11/06/2023	Download? documentPath=ESF%20Visit%20161914002%202024)

Showing 1 to 1 of 1 entries

What is your School Improvement Strategy? Implementation of Open Education Resources or another State Board of Education approved High Quality Instructional Material

[<<Back to Summary](#)

What reallocation of resources (time, funding, staffing) are needed to implement your school improvement strategy based on your ESF Diagnostic findings?

Our focus will be on Essential Action 4.1. The campus instructional leadership team has been tasked with monitoring the usage of district-created instructional materials in PLC to ensure that allocated resources are being utilized with fidelity. Additionally, each PLC routinely utilizes the DDI protocol to analyze formative common unit and district-created assessments. In partnership with Relay, our English instructional specialists is working to facilitate weekly planning meetings with our English I team. Our English instructional specialist has a schedule that is conducive to ensuring that the implementation of instructional resources are utilized with fidelity by teachers.

Web Pages

1. [Targeted Improvement Plan \(TIP\) Guidance](#)

Review Contacts

TEA
Primary: Sara Honea
Secondary: Stacie Barnett
LEA

Identify all curriculum programs that will be utilized during the 2025-2026 school year?

K-5 Math :

- Not Applicable

K-5 RLA :

- Not Applicable

6-8 Math:

- Not Applicable

6-8 RLA:

- Not Applicable

9-12 Math (Algebra 1, Algebra 2, Geometry):

- District created

9-12 RLA:

- District created

How have stakeholders been engaged to solicit feedback on the school improvement strategy and curriculum chosen (Include any dates of public meetings)?

Input on our plan of action will be reviewed at our next CDMC meeting on February 19th. Additionally, our plan of action is routinely reviewed with our staff during PLCs, instructional leadership team meetings, and faculty meetings.

Date of Board approval on the school improvement strategy and curriculum selected : 01/23/2025

[Edit](#)



West Avenue El (161914129)

Waco ISD (161914)
Region 12
Federal Requirements
2024-2025

Resources
Review
Submissions
Legacy 806 Plans
Indicators
Feedback / Follow-Ups
Extensions
Review Contacts
Targeted Improvement Plan

ESF Visit

Year	Report Type	Facilitator Name	Visit Date	Action
2023-2024	Required	Carie Downes	11/08/2023	Download (/Tea.Isam.Web/EsfVisit/Download?documentPath=ESF%20Visit%20161914129%202024)

Showing 1 to 1 of 1 entries

What is your School Improvement Strategy? Instructional Leadership development through TIL or other Instructional Leadership Pathway Providers

What reallocation of resources (time, funding, staffing) are needed to implement your school improvement strategy based on your ESF Diagnostic findings?

-135 extra planning minutes scheduled for teachers to allow for Tier 1 and Tier 2 PLCs and preparation for both -District PK Coach leads PK PLCs, MCL 2 leads K-2 & 3-5 Math PLCs, MCL 1 leads 3-5 RLA PLCs -Clearly refined proficiency criterias that provide a framework of best practices in lesson delivery -Principal & 2 MCLs engage in weekly observation and feedback cycles with teachers -Well designed master schedule, classroom schedules, and pullout schedules to protect Tier 1 instructional time -6-week RTI meetings to analyze data, tier students, and group for in-school intervention and after-school tutorials

Identify all curriculum programs that will be utilized during the 2025-2026 school year?

K-5 Math :

- District created

K-5 RLA :

- District created

6-8 Math:

- Not Applicable

6-8 RLA:

- Not Applicable

9-12 Math (Algebra 1, Algebra 2, Geometry):

- Not Applicable

9-12 RLA:

- Not Applicable

How have stakeholders been engaged to solicit feedback on the school improvement strategy and curriculum chosen (Include any dates of public meetings)?

-Monthly PTO meetings with parents during which CIP goals are reviewed, data is shared, and plans are explained: 8/20, 9/26, 10/15, 11/19, 12/17 - Monthly ILT meetings with gr. level chairs during which CIP goals are reviewed, data is reviewed, and plans are developed: 8/26, 9/25, 10/21, 11/18, 12/16 -1:1 principal meetings 3X-Yearly with all staff to review SLOs and develop targeted plans for reaching the goals; meetings are also used to identify trends for support needs and sustainability of the work: 9/15-9/27, 1/27-1/31, 4/26-5/5 -Weekly email to staff with shared data outcomes, areas of celebration, and areas of opportunity -Monthly parent newsletter with campus information and parent lunch and learn dates, times, and topics

Date of Board approval on the school improvement strategy and curriculum selected : 01/23/2025

[Edit](#)

[Back to Summary](#)

Web Pages

- [Targeted Improvement Plan \(TIP\) Guidance](#)

Review Contacts

TEA
Primary: Amber Donell
Secondary: Courtney Davis
LEA

Escalations

Type	Start Dt
No open escalations found.	

Waco Independent School District

Board of Trustee Meeting Agenda Item

Date: January 23, 2024

Contact Person: Gloria Barrera

RE: Approve Change Order #4 to Contract with CORE Construction for Time Extension for Tennyson Middle School

=====

Background Information:

The original contract for Tennyson Middle School required that the track, athletic field, additional parking and circulation drive be complete by December 19, 2024. Due to cold weather and wet conditions CORE was not able to complete the facilities by this date. The contract provides for time extensions due to weather impacts.

Fiscal Implications:

There is no cost impact for this time extension.

Administrative Recommendation(s):

Approve Change Order #4 and authorize the Superintendent to execute the Change Order

AIA® Document G701® – 2017

Change Order

PROJECT: *(Name and address)*
Waco ISD - Tennyson Middle School
6100 Tennyson Dr, Waco TX 76712

CONTRACT INFORMATION:
Contract For: Owner and Contractor
Date: 11/17/2022

CHANGE ORDER INFORMATION:
Change Order Number: 004
Date: 01/07/2025

OWNER: *(Name and address)*
Waco Independent School District

ARCHITECT: *(Name and address)*
O'Connell Robertson

CONTRACTOR: *(Name and address)*
CORE Construction Services of Texas,
Inc.

501 Franklin Avenue, Waco, TX 76701

811 Barton Springs Road, Suite 900,
Austin, TX 78704

6320 Research Rd, Frisco, TX 75033

THE CONTRACT IS CHANGED AS FOLLOWS:

(Insert a detailed description of the change and, if applicable, attach or reference specific exhibits. Also include agreed upon adjustments attributable to executed Construction Change Directives.)

Project Phases 3 and 4 Weather Delays

The original Contract Sum was	\$ 67,000,000.00
The net change by previously authorized Change Orders	\$ 602,162.00
The Contract Sum prior to this Change Order was	\$ 67,602,162.00
The Contract Sum will be unchanged by this Change Order in the amount of	\$ 0.00
The new Contract Sum including this Change Order will be	\$ 67,602,162.00

The Contract Time will be increased by Thirteen (13) days.
The new date of Substantial Completion will be 12/31/2024

NOTE: This Change Order does not include adjustments to the Contract Sum or Guaranteed Maximum Price, or the Contract Time, that have been authorized by Construction Change Directive until the cost and time have been agreed upon by both the Owner and Contractor, in which case a Change Order is executed to supersede the Construction Change Directive.

NOT VALID UNTIL SIGNED BY THE ARCHITECT, CONTRACTOR AND OWNER.

O'Connell Robertson

CORE Construction Services of Texas,
Inc.

Waco Independent School District

ARCHITECT *(Firm name)*

CONTRACTOR *(Firm name)*

OWNER *(Firm name)*

Travis Lowe

Gary Frazier

SIGNATURE

SIGNATURE

SIGNATURE

Travis Lowe, CA

Gary Frazier, President

Dr. Tiffany Spicer, Superintendent

PRINTED NAME AND TITLE

PRINTED NAME AND TITLE

PRINTED NAME AND TITLE

1/14/2025

1/7/2025 | 8:54 AM MST

DATE

DATE

DATE



6320 Research Rd.
 Frisco, TX 75033
 T 972.668.9340

January 7th, 2025

Tennyson Middle School
 Phase 3 and 4 Weather Delay

Scope Discription	Total
Phase 3 and 4 scope of work including the demolition of the existing Tennyson MS, site clearing, and construction of the parking lot, track and field, and the field storage building were delayed by weather impacts. This delay directly impacts the phase Phase 4 Substantial Completion date and overall project completion by 13 calendar days.	\$ -
TOTAL COST	\$ -
TOTAL TIME	13 days

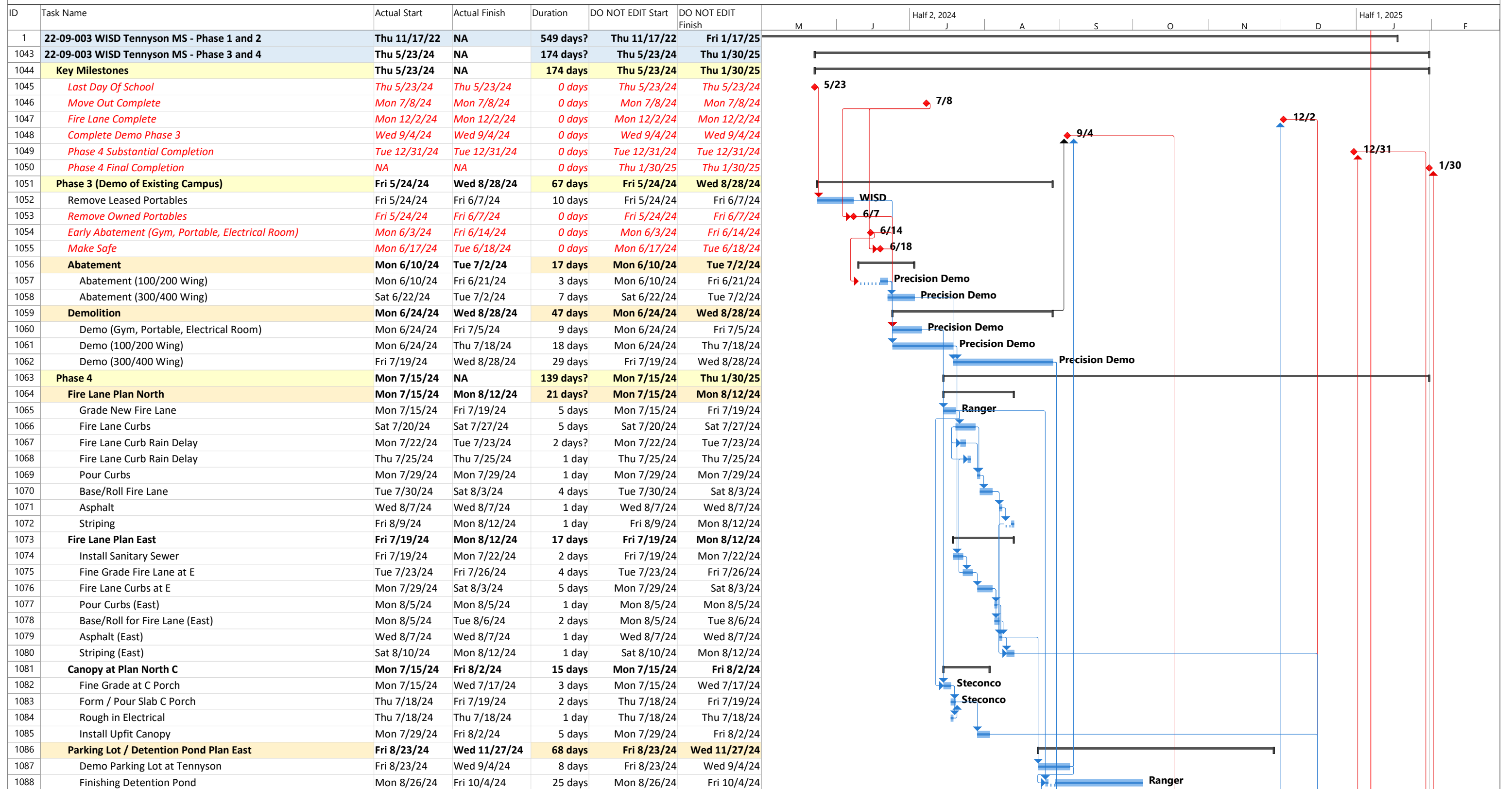
Clarifications:

Weather and Impact days have been documented and discussed regularly at project OAC meetings. Although CORE acknowledges a total of 10 weather impacted working days during phases 3 and 4, CORE is requesting 8 weather impacted working days to be reflected in this request. The new date of Phase 4 Substantial Completion will be 12/31/2024 and the new date of Project Completion will be 01/30/2025.

Working Days	Calendar Days
+8 days	+13 days




Tennysen Middle School Schedule



Task ■ Milestone ◆ Summary Project Summary External Milestone ◆ Deadline ▼ Critical Progress —




Tennysen Middle School Schedule





Tennysen Middle School Schedule

ID	Task Name	Actual Start	Actual Finish	Duration	DO NOT EDIT Start	DO NOT EDIT Finish	Half 2, 2024							Half 1, 2025					
							M	J	J	A	S	O	N	D	J	F			
1136	Frame Bathroom	Mon 11/4/24	Tue 11/5/24	2 days	Mon 11/4/24	Tue 11/5/24													
1137	One Side Sheetrock	Tue 11/5/24	Tue 11/5/24	1 day	Tue 11/5/24	Tue 11/5/24													
1138	Electrical Rough	Wed 10/30/24	Fri 11/1/24	3 days	Wed 10/30/24	Fri 11/1/24													
1139	In wall Inspection	Fri 11/8/24	Fri 11/8/24	1 day	Fri 11/8/24	Fri 11/8/24													
1140	Spray Foam Insulation	Mon 11/11/24	Tue 11/12/24	2 days	Mon 11/11/24	Tue 11/12/24													
1141	Plumbing Rough	Tue 11/5/24	Wed 11/6/24	2 days	Tue 11/5/24	Wed 11/6/24													
1142	In Wall Inspection	Thu 11/7/24	Thu 11/7/24	1 day	Thu 11/7/24	Thu 11/7/24													
1143	Mechanical Rough	Tue 11/12/24	Thu 11/14/24	3 days	Tue 11/12/24	Thu 11/14/24													
1144	Form, Rebar, Pour Bleacher Pad and Sidewalk	Wed 11/13/24	Thu 11/14/24	2 days	Wed 11/13/24	Thu 11/14/24													
1145	Mechanical Inspection	Mon 11/18/24	Mon 11/18/24	1 day	Mon 11/18/24	Mon 11/18/24													
1146	Electrical Ceiling Inspection	Tue 11/19/24	Tue 11/19/24	1 day	Tue 11/19/24	Tue 11/19/24													
1147	Install Bleachers	Tue 11/19/24	Tue 11/19/24	1 day	Tue 11/19/24	Tue 11/19/24													
1148	Framing Inspection	Wed 11/20/24	Wed 11/20/24	1 day	Wed 11/20/24	Wed 11/20/24													
1149	In-Wall Insulation	Thu 11/21/24	Thu 11/21/24	1 day	Thu 11/21/24	Thu 11/21/24													
1150	Insulation Inspection	Thu 11/21/24	Thu 11/21/24	1 day	Thu 11/21/24	Thu 11/21/24													
1151	2nd Side Sheetrock	Fri 11/22/24	Fri 11/22/24	1 day	Fri 11/22/24	Fri 11/22/24													
1152	Security/AV	Thu 12/5/24	Mon 12/16/24	8 days	Thu 12/5/24	Mon 12/16/24													
1153	Security/AV Programming	Wed 12/18/24	Fri 12/20/24	3 days	Wed 12/18/24	Fri 12/20/24													
1154	Tape/Bed/Texture/Paint	Mon 11/25/24	Mon 12/2/24	4 days	Mon 11/25/24	Mon 12/2/24													
1155	Install Plumbing Fixtures	Mon 12/2/24	Tue 12/3/24	2 days	Mon 12/2/24	Tue 12/3/24													
1156	Mirrors	Wed 12/11/24	Wed 12/11/24	1 day	Wed 12/11/24	Wed 12/11/24													
1157	HVAC / Electrical Trim out	Wed 12/11/24	Wed 12/11/24	1 day	Wed 12/11/24	Wed 12/11/24													
1158	City of Waco Inspection Delay	Mon 12/16/24	Mon 12/30/24	10 days	Mon 12/16/24	Mon 12/30/24													
1159	Electrical Final Inspection	Fri 12/27/24	Fri 12/27/24	1 day	Fri 12/27/24	Fri 12/27/24													
1160	Final Inspection	Tue 12/31/24	Tue 12/31/24	1 day	Tue 12/31/24	Tue 12/31/24													
1161	Phase 4 CO	Tue 12/31/24	Tue 12/31/24	1 day	Tue 12/31/24	Tue 12/31/24													
1162	CORE Punch	Mon 12/16/24	Mon 12/16/24	1 day	Mon 12/16/24	Mon 12/16/24													
1163	Trade Punch	Tue 12/17/24	NA	31 days	Tue 12/17/24	Thu 1/30/25													
1164	Completion	Tue 12/31/24	NA	22 days	Tue 12/31/24	Thu 1/30/25													
1165	<i>Substantial Completion</i>	<i>Tue 12/31/24</i>	<i>Tue 12/31/24</i>	<i>0 days</i>	<i>Tue 12/31/24</i>	<i>Tue 12/31/24</i>													
1166	<i>Completion of Punch Lists</i>	<i>NA</i>	<i>NA</i>	<i>0 days</i>	<i>Thu 1/30/25</i>	<i>Thu 1/30/25</i>													
1167	<i>Final Completion</i>	<i>NA</i>	<i>NA</i>	<i>0 days</i>	<i>Thu 1/30/25</i>	<i>Thu 1/30/25</i>													



Task █ Milestone ◆ Summary Project Summary External Milestone ◆ Deadline ↓ Critical █ Progress █



CORE CONSTRUCTION SERVICES OF TX, Inc.
 6320 Research Rd. #200
 Frisco, Texas 75033
 P: (972) 668-9340
 F: (972) 668-9351

Project: 7-22-09-003 Waco ISD Tennyson Middle School
 6100 Tennyson Dr.
 Waco, Texas 76710

OAC Agenda: Meeting #67

Meeting Date Jan 8, 2025 **Meeting Time** 1:00 PM - 2:30 PM Central Time (US & Canada)

Meeting Location 4315 Beverly Dr., Waco, TX 76710

Overview This Meeting is to review and update the Construction Team

Tennyson Middle School Project Mission:

The team will lead with integrity, trust, technical excellence, and financial stewardship. We will safely deliver the Tennyson Middle School, positively impacting student outcomes and the community for generations.

Attachments

Scheduled Attendees

Name	Company	Phone Number	Email
Nicolas Hernandez			nhernandez@bathgroup.com
Brian Mende			bmende@bathgroup.com
Nick Darnall	CORE Construction Services of TX, Inc.	P: (469) 815-3046	nickdarnall@coreconstruction.com
Nicklaus Falkinburg	CORE Construction Services of TX, Inc.		nicklausfalkinburg@coreconstruction.com
Levi Horn	CORE Construction Services of TX, Inc.	P: (972) 668-9340	levihorn@coreconstruction.com
Sarah Norman	CORE Construction Services of TX, Inc.	P: (737) 239-0600	sarahnorman@coreconstruction.com
Coy Rhine	CORE Construction Services of TX, Inc.	P: (469) 815-8303	coyrhine@coreconstruction.com
Doug Dawson	O'Connell Robertson	P: (512) 478-7286	ddawson@oconnellrobertson.com
Andrew Greene	O'Connell Robertson		agreene@oconnellrobertson.com
Melissa Harris	O'Connell Robertson	P: (512) 478-7286	mharris@oconnellrobertson.com
Pooja Harris	O'Connell Robertson	P: (512) 478-7286	pharris@oconnellrobertson.com
Travis Lowe	O'Connell Robertson	P: (512) 478-7286	tlowe@oconnellrobertson.com
Kim Pham	O'Connell Robertson	P: (512) 478-7286	kpham@oconnellrobertson.com
Jarrold Sterzinger	O'Connell Robertson	P: (512) 478-7286	jsterzinger@oconnellrobertson.com
Gloria Barrera	Waco ISD	P: (254) 755-9473	gloria.barrera@wacoisd.org
Jessica Cuevas	Waco ISD		jessica.cuevas@wacoisd.org
Kevin Hafer	Waco ISD	P: (254) 752-3497	kevin.hafer@wacoisd.org
Hope Raymond	Waco ISD	P: (254) 755-9473	hope.raymond@wacoisd.org

Name	Company	Phone Number	Email
Michael Tyra	Waco ISD	P: (254) 755-9473	michael.tyra@wacoisd.org

Safety

No.	Mtg Origin	Title	Assignment	Due Date	Priority	Status
1.1	1	Safety				Open
<p>Description</p> <ul style="list-style-type: none"> • Safety is one of CORE's Standards • Our goal is zero incidents, zero accidents • Jobsite safety will be enforced by the project team • 100% PPE: Hard hat, Safety glasses, and Vest • "Everybody Goes Home" 						
<p>Previous Meeting Minutes Dec 11, 2024</p> <ul style="list-style-type: none"> • Coy advised there have not been any safety incidents since the previous OAC. 						

Schedule

No.	Mtg Origin	Title	Assignment	Due Date	Priority	Status
2.1	1	Schedule				Open
<p>Attachments</p> <p>- Tennyson MS - 24.12.09.pdf</p>						
<p>Previous Meeting Minutes Dec 11, 2024</p> <ul style="list-style-type: none"> • Coy stated final inspections are being requested for the Phase 4 work and PEMB. • Coy stated the field events structures are completes and the sand is placed in the pits. <ul style="list-style-type: none"> ◦ Coy advised the shot put and discuss are complete pending the net install. • Coy stated the track surfacing started on 12/10/24 starting with preparation of the D-Area, track surfacing expected to finish on 12/18/24. • Coy advised the field sod is complete and the site landscaping and trees are ongoing. • Coy confirmed the card readers installation is ongoing and expected to finish this weekend. • Coy stated the fencing is near completion and will be completed minus a small section to be left out for the final deliveries and site access at the corner of the site located on Tennyson Drive. 						

No.	Mtg Origin	Title	Assignment	Due Date	Priority	Status
2.2	2	Weather				Open
<p>Description</p> <p>Expected / Actual / Impacted monthly weather days per Contract in calendar days:</p> <p>2023</p> <p>January: 3.34 / 3 / 3</p> <p>February: 2.17 / 2 / 2</p> <p>March: 2.44 / 2 / 8</p> <p>April: 9.88 / 5 / 6</p> <p>May: 9.87 / 5 / 6</p>						

June: 7.12 / 0 / 0
 July: 0.73 / 0 / 0
 August: 1.07 / 0 / 0
 September: 3.60 / 3 / 3
 October: 4.05 / 5 / 7
 November: 0.53 / 1 / 2
 December: 1.13 / 5 / 5

2024

January: 3.34 / 7 / 7
 February: 2.17 / 2 / 2
 March: 2.44 / 2 / 2
 April: 9.88 / 2 / 2
 May: 9.87 / 6 / 6
 June: 7.12 / 1 / 1
 July: 0.73 / 3 / 3
 August: 1.07 / 2 / 3
 September: 3.60 / 0 / 2
 October: 4.05 / 0 / 0
 November: 0.53 / 1 / 1
 December: 1.13 / 4 / 6

*still calculating impact

Rain Days Since Last OAC - 12/13, 12/26, 12/27

Previous Meeting Minutes

Dec 11, 2024

- Levi advised there has been a weather day record for 12/4/24 and an additional impact day recorded for 12/9/24 due to rain not allowing for sod to be cut at the farm.

Quality

No.	Mtg Origin	Title	Assignment	Due Date	Priority	Status
3.1	2	Field Reports				Open
<p>Previous Meeting Minutes Dec 11, 2024</p> <ul style="list-style-type: none"> • Travis confirmed he will issue an architectural field report for 11/19/24 to document progress with no action items. 						

No.	Mtg Origin	Title	Assignment	Due Date	Priority	Status
3.2	2	Inspections				Open
<p>Previous Meeting Minutes Dec 11, 2024</p> <ul style="list-style-type: none"> • Coy stated Langerman has closed the books on this project for inspections. <ul style="list-style-type: none"> ◦ Levi advised the only remaining inspection should be on the city side. ◦ Mike to follow up with Kevin for confirmation of this closing. • Coy stated cylinders were taken for the field event pits in the event that WISD would like to deliver to Langerman Foster for Testing. • Levi advised there is a potential hold from the City of Waco across separate permits preventing the final inspections from being called in for the Phase 4 work. 						

WACO INDEPENDENT SCHOOL DISTRICT

Board Meeting Minutes

Attendance Boundaries Meeting, Tuesday, November 12, 2024 - 6:00pm

WISD Administration Offices Board Room

BOARD MEMBERS PRESENT

Stephanie Korteweg

Jose Vidana

Keith Guillory

Angelo Ochoa

Jonathan Grant

Jim Patton

BOARD MEMBERS ABSENT

Jeremy Davis

CALL TO ORDER

Stephanie Korteweg, Board President, called the meeting of the Waco Independent School District Board of Trustees to order at 6:02 p.m. She stated that a quorum of Board Members was present, that the meeting had been duly called, and that the notice of the meeting had been posted in accordance with the Texas Open Meetings Act, Texas Government Code Chapter 551.

ATTENDANCE BOUNDARIES WORKSHOP

Dr. Spicer welcomed attendees and explained the committee's purpose: to assist the Board of Trustees in decisions regarding attendance boundaries for Waco ISD elementary, middle, and high schools. Jarrod Sterzinger, O'Connell Robertson architect, reviewed previous bonds, projects and their timelines. Bob Templeton, Zonda Education, provided an overview of Waco ISD demographics. Elizabeth Cox, Chief of Staff for Waco ISD, discussed the Attendance Boundaries Committee considerations.

ANNOUNCEMENTS

- 12/5 - Attendance Boundaries Citizens Committee Meeting #2

ADJOURNMENT

The meeting adjourned at 7:20 p.m.

Board President

Board Secretary

WACO INDEPENDENT SCHOOL DISTRICT

Board Meeting Minutes

Attendance Boundaries Meeting, Thursday, December 5, 2024 - 6:00pm
WISD Administration Offices Board Room

BOARD MEMBERS PRESENT

Stephanie Korteweg
Jose Vidana
Jeremy Davis
Angelo Ochoa
Jim Patton

BOARD MEMBERS ABSENT

Keith Guillory
Jonathan Grant

CALL TO ORDER

Stephanie Korteweg, Board President, called the meeting of the Waco Independent School District Board of Trustees to order at 6:01 p.m. She stated that a quorum of Board Members was present, that the meeting had been duly called, and that the notice of the meeting had been posted in accordance with the Texas Open Meetings Act, Texas Government Code Chapter 551.

ATTENDANCE BOUNDARIES WORKSHOP

President Korteweg welcomed attendees and introduced the Board of Trustees and Dr. Spicer. Wendy Sledd, Executive Director of Communications for Waco ISD, reviewed a breakdown of the Waco ISD campus survey. Bob Templeton, Zonda Education, shared draft maps for consideration including Elementary Plan 1 and Middle School Plans 1 and 2.

ANNOUNCEMENTS

- 01/16/25 - Attendance Boundaries Citizens Committee Meeting #3

ADJOURNMENT

The meeting adjourned at 7:39 p.m.

Board President

Board Secretary

WACO INDEPENDENT SCHOOL DISTRICT

Board Meeting Minutes

Regular Meeting, Thursday, December 12, 2024 - 6:00pm

WISD Administration Offices Board Room

BOARD MEMBERS PRESENT

Stephanie Korteweg
Jose Vidana
Jeremy Davis
Keith Guillory
Angelo Ochoa
Jonathan Grant
Jim Patton

BOARD MEMBERS ABSENT

CALL TO ORDER

Stephanie Korteweg, Board President, called the meeting of the Waco Independent School District Board of Trustees to order at 6:00 p.m. She stated that a quorum of Board Members was present, that the meeting had been duly called, and that the notice of the meeting had been posted in accordance with the Texas Open Meetings Act, Texas Government Code Chapter 551.

PUBLIC COMMENTS ON AGENDA ITEMS

None

MOMENT OF SILENCE AND PLEDGE OF ALLEGIANCE

SPECIAL RECOGNITIONS

Pledge Leaders

Angel Dominguez and Alejandro Deleon of the Greater Waco Advanced Manufacturing Academy led the Pledge of Allegiance.

Future Educators Academy

The following Waco ISD students were recognized for advancing to the state TAFE competition:

<u>Future Educators Academy</u>		<u>Waco High School</u>
Michelle Ponce	Karyme Reyes	Kelvin Young
Marianna Romero	Alejandra Betancourt Rodriguez	Roderick Young
Kendall Lampkin	Jose Arellano	
Diego Martinez	Evelyn Harris	
Frankie Deleon	Tristan Bailey	
Isela Martinez	Jeremiah Martinez	
Nahyeli Villa	Monica McNeil	
Rihanna Chambers	Chasidy Akridge	
Ran'Nysha Lewis	Ana Enriquez	
Andrea Ramirez	Anelis Galan	
Jessica Lara	Ty Traevion Moore	
Saul Torres Cisneros		

University High School

Ameiria Keith	Adam Sais
Xamari Kujabi	Brianna Escobedo
Angel Ramirez	Ivonne Escobedo
Alexa Cardoza	Melissa Cortez
Michael Lomosod	Zechariah Ruiz
LaTisia Watkins	Savannah Reyes
Zanaiyah Majors	Ale Cardoza
Alexa Carillo	Luke Courtney
Alexis Villagomez	Jesus De La Garza
Armani Franklin	Jarah’Issa Jimenez Cruz
Dayana Montoya	Jesus Juanez.

Texas High School Coaches Association Academic All-State Team

The THSCA Academic All-State team recognized the following senior high school athletes, trainers, and managers:

Waco High School

Justyce Allen
Lilian Mata
Mia Zapa

University High School

Thomas Vidana
Ke’Andre Hamilton
Derrick Thomas

Community Partner Award

A Storybook Christmas is honored with the TASB Stand Up for Public Education Award as the December Waco ISD Community Partner of the Month.

SUPERINTENDENT’S REPORT

Attendance Boundaries Committee Meeting 2

Dr. Spicer shared the feedback from the community-wide ThoughtExchange survey. Nearly half of respondents supported adjusting attendance boundaries to benefit students. Following the review, the committee analyzed and discussed draft maps, focusing on potential changes to elementary boundaries and two middle school adjustment options.

Waco High School and Kendrick Construction Tours

Dr. Spicer discussed the progress on the new Waco High School and Kendrick Elementary. There was a video shared highlighting several of our 2021 Bond Program campuses.

South Waco Construction Update

Dr. Spicer shared the South Waco Phase 1 move-in is nearly complete. New classrooms, a library, an administration wing, and a gym will be ready by early December. Teachers are relocating and setting up, with Future Educators Academy students assisting. Renovations on the existing school and kitchen begin over winter break, with completion expected by August 2025. A board tour is planned for early January.

Holiday Performances and Traditions

Dr. Spicer praised our campus staff and fine arts teams for the festive holiday performances they’ve put on each evening.

INFORMATION ITEMS/REPORTS

- Monthly and Quarterly Financial Reports for the Period Ended November 30, 2024
- Report on Gifts to Waco ISD
- Intruder Detection Audit Report Finding Notice

CONSENT AGENDA: CONSIDER AND TAKE APPROPRIATE ACTION

- Bid Award for Educational Consulting, Professional Development, and Other Student-Based Contracted Services
- Bid Award for Maintenance Supplies, Equipment and Services
- Bid Award for District-Wide Phone System
- Bid Award for Insurance Consultant
- Bid Award for Long-Range Strategic Planning Consultant
- Bid Award for Waco ISD Branding Consultant
- Purchases in Excess of \$50,000 under Pre-Existing Bid, Purchasing Cooperative, or Allowed Professional Service
- Memorandum of Understanding Between Waco Independent School District and The Cove - Heart of Texas, Inc. for Social Services
- Memorandum of Agreement Between the Waco Independent School District and the Heart of Texas Community Health Center, DBA Waco Family Medicine, to Provide Dental Services
- School District Teaching Permit for Selected Teacher Candidate to Teach a Non-Core Academic CTE Course
- Allowance Expenditure Authorization #7 to Provide and Install Playground Equipment and Other Items at South Waco Elementary School
- Board of Trustees Meeting Minutes
 - November 21, 2024 - Regular Meeting

President Korteweg entertained a motion to approve the consent agenda as presented except for items *7.B Bid Award for Maintenance Supplies, Equipment and Services* and *7.E. Bid Award for Long-Range Strategic Planning Consultant*. Jim Patton made a motion, seconded by Jeremy Davis. The motion passed unanimously (7-0).

Mr. Guillory indicated that he wished to recuse himself from voting on item *7.B Bid Award for Maintenance Supplies, Equipment and Services*. Jeremy Davis made a motion, seconded by Jose Vidana. The motion passed (6-0).

Mr. Ochoa indicated that he wished to recuse himself from voting on item *7.E Bid Award for Long-Range Strategic Planning Consultant*. Keith Guillory made a motion, seconded by Jeremy Davis. The motion passed (6-0).

REVIEW AND DISCUSS WACO HIGH SCHOOL HISTORICAL COMMITTEE LEGACY PROJECT FOR THE NEW WACO HIGH SCHOOL

Debbie Luce, Chairperson, and Jayna Duke of O'Connell Robertson Architects provided an update on the activities of the Historical Advisory Committee and the proposed ways the legacies of the three schools will be represented in the new Waco High School facility.

CONSIDER, DISCUSS, AND TAKE APPROPRIATE ACTION REGARDING THE APPROVAL OF CHANGE ORDER #3 FOR ASBESTOS ABATEMENT AND DEMOLITION SERVICES FOR THE EXISTING WACO HIGH SCHOOL BUILDING

Gloria Barrera shared the Waco High School project planning, asbestos abatement was initially reserved as a separate expense. However, due to the need for close coordination with Rogers O'Brien's demolition contractor, it's recommended that Rogers O'Brien manage the abatement directly. Environmental Concerns Incorporated (ECI) prepared bid documents, oversaw the bidding process, and will monitor the work as required.

President Korteweg entertained a motion to approve Change Order #3 for Asbestos Abatement and Demolition Services for the Existing Waco High School Building. Jonathan Grant made a motion, seconded by Jim Patton. The motion passed unanimously (7-0).

ANNOUNCEMENTS

- 12/17 - Board Workshop
- 12/20 - Early release for students
- 12/23/24–01/03/25 - Christmas Break
- 1/6 - Workday/Student Holiday
- 1/7 - Students return

REVIEW AND DISCUSS POTENTIAL CONTRACTS ON REAL PROPERTY

The board convened into closed session at 6:57 p.m.

The board reconvened at 8:00 p.m.

CONSIDERATION OF PERSONNEL

- Deliberate the Appointment, Employment, Evaluation, Reassignment, Duties, Discipline, or Dismissal of a Public Officer or Employee
- Hear a Complaint or Charge Against an Officer or Employee

ADJOURNMENT

The meeting adjourned at 8:00 p.m.

Board President

Board Secretary

Waco Independent School District

Board of Trustee Meeting Agenda Item

Date: January 23, 2025

Contact Person: Jessica Steele

Public Hearing Regarding the 2023-2024 Texas Academic Performance Report (TAPR)

=====

Background Information:

The Texas Education Code (TEC), 39.306, requires each district’s board of trustees to publish an annual report that includes the Texas Academic Report (TAPR). The report provides extensive information on student performance, school and district staff, programs, and student demographics.

As part of Senate Bill (SB) 1365, all districts and campuses receive annual accountability ratings. At this time, the issuance of 2024 A–F ratings under the final 2024 rule is pending based on judicial rulings or decisions. The Board will hear a report on all other data reported in the Texas Academic Performance Report.

The Texas Academic Performance Report for the district is posted on the district’s website at <https://www.wacoisd.org/domain/7112>.

Fiscal Implications:

None

Administrative Recommendation(s):

Report Only

Texas Academic Performance District Report

2023-2024 School Year

Accreditation Status: Accredited

January 23, 2025

TAPR reports can be accessed from district and campus websites.



2023-2024 Texas Academic Performance Report

District Name
Waco ISD

District Number
161914

2024
*Pending due
to litigation*

2024 Special
Education
Determination
Status

*Needs
Intervention*

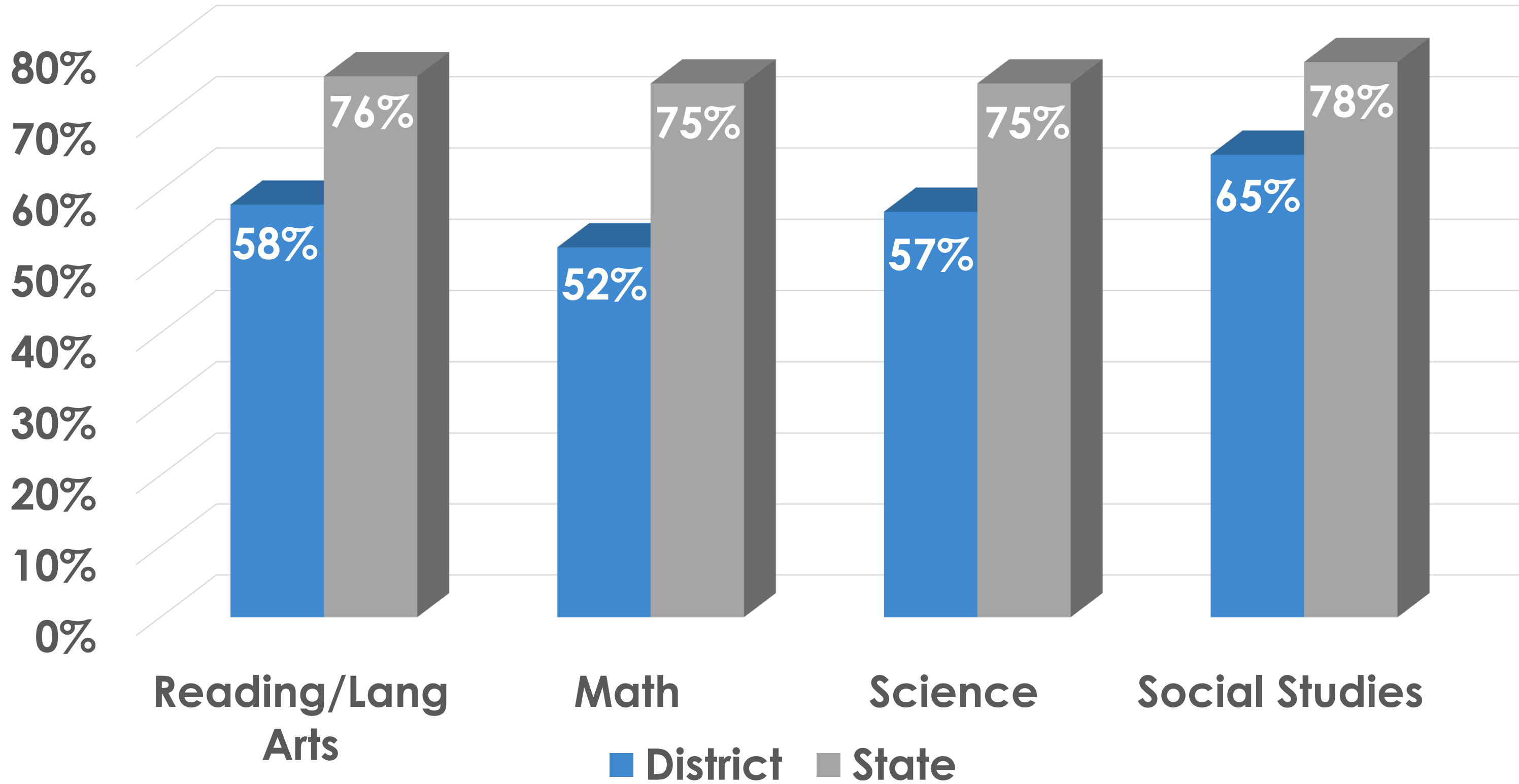
Special Education Determination

This label represents an integrated determination level based on an evaluation of indicators in the special education program area and four federally required elements. Each district receives one of four special education determination levels.

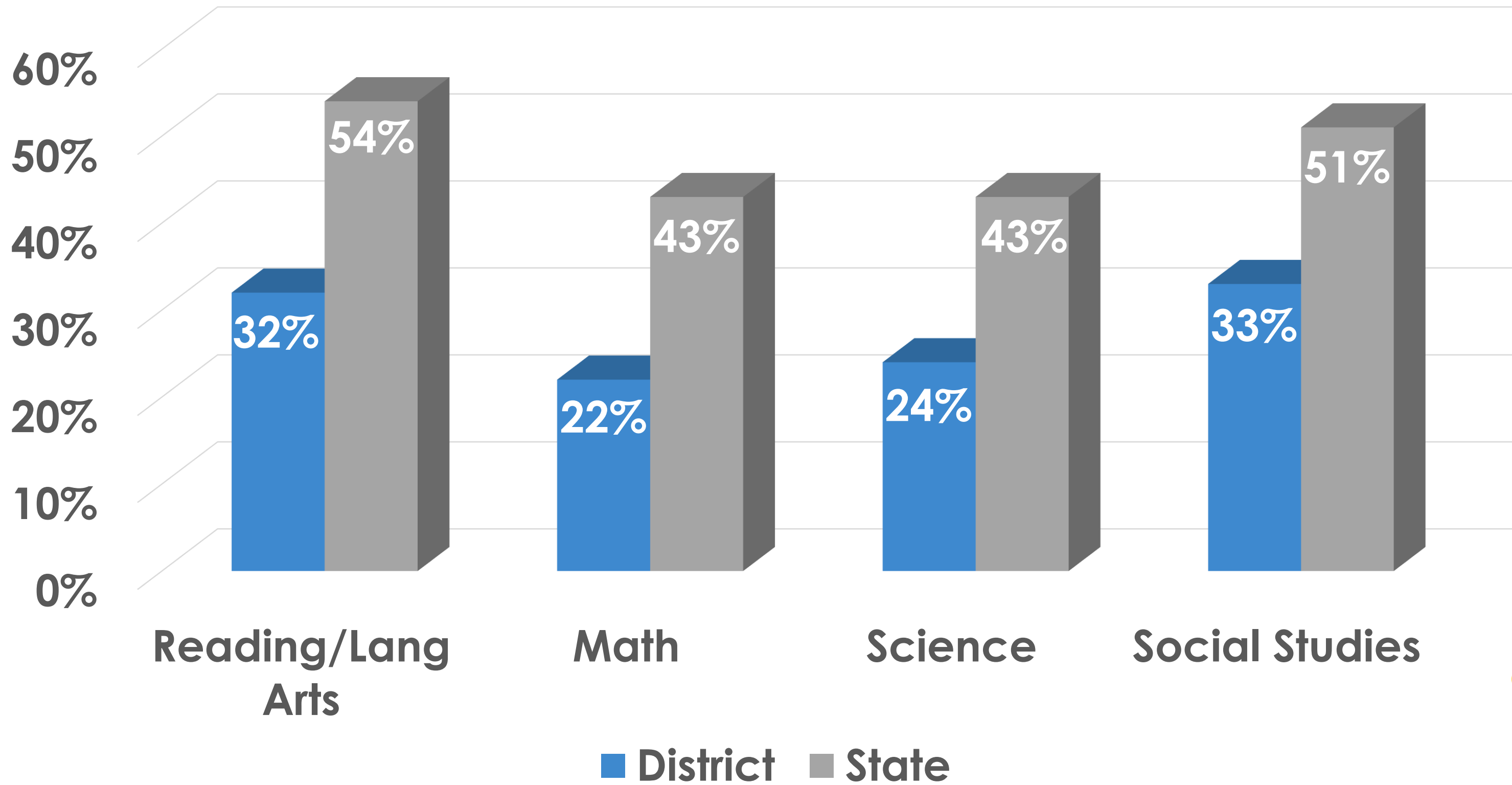
- 1 **Meets Requirements**
- 2 **Needs Assistance**
- 3 **Needs Intervention**
- 4 **Needs Substantial Intervention**



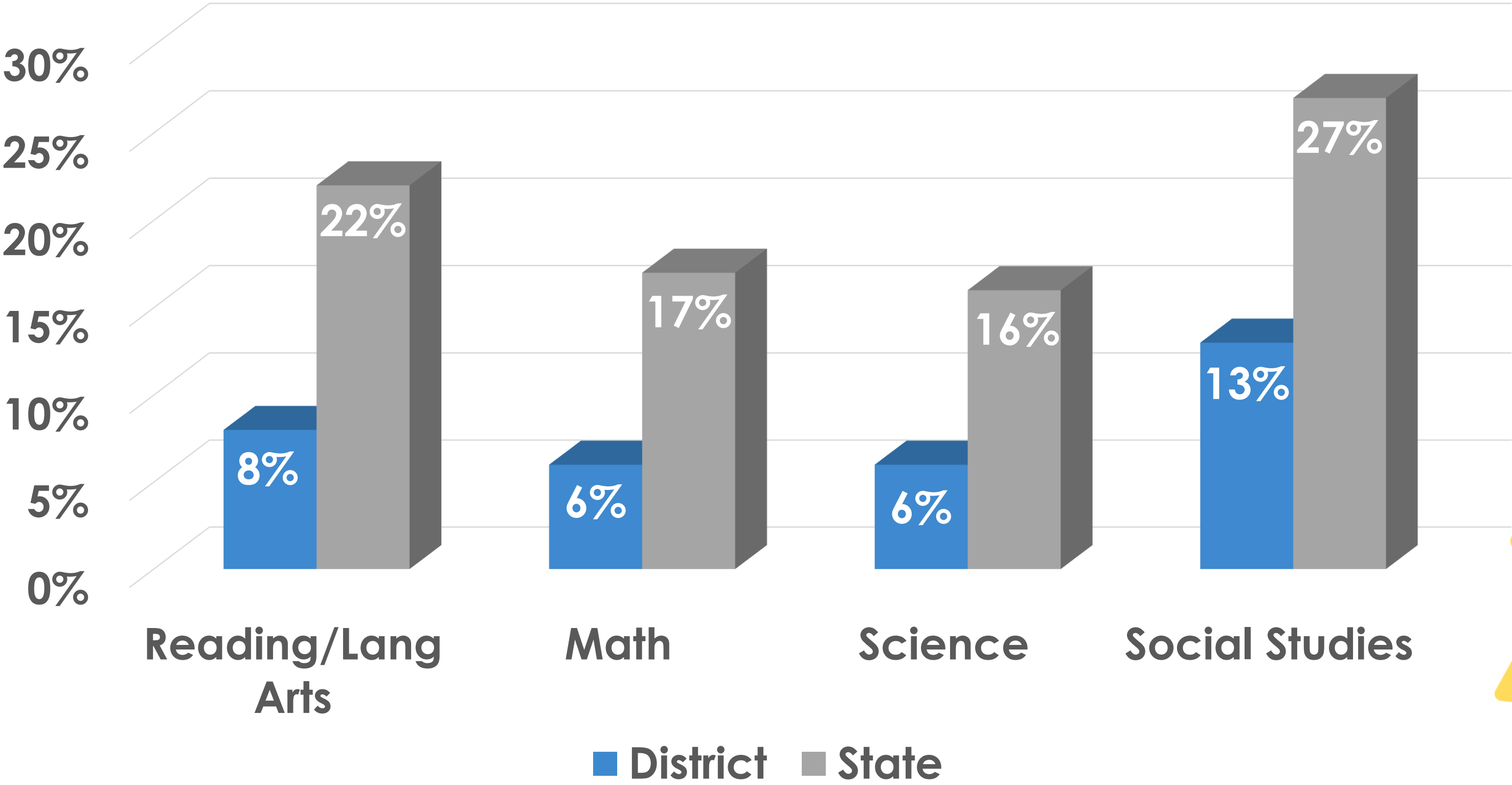
STAAR Approaches Grade Level or Above



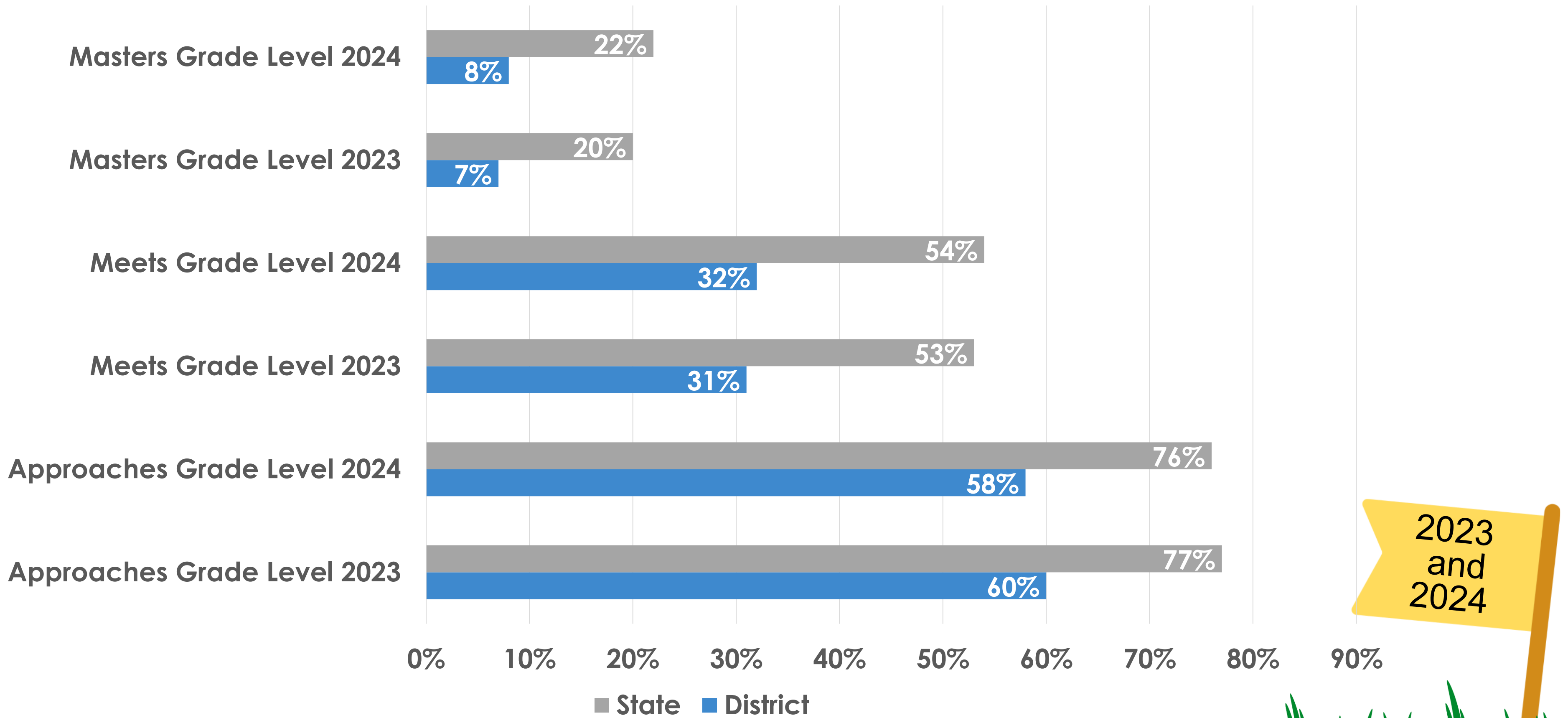
STAAR Meets Grade Level or Above



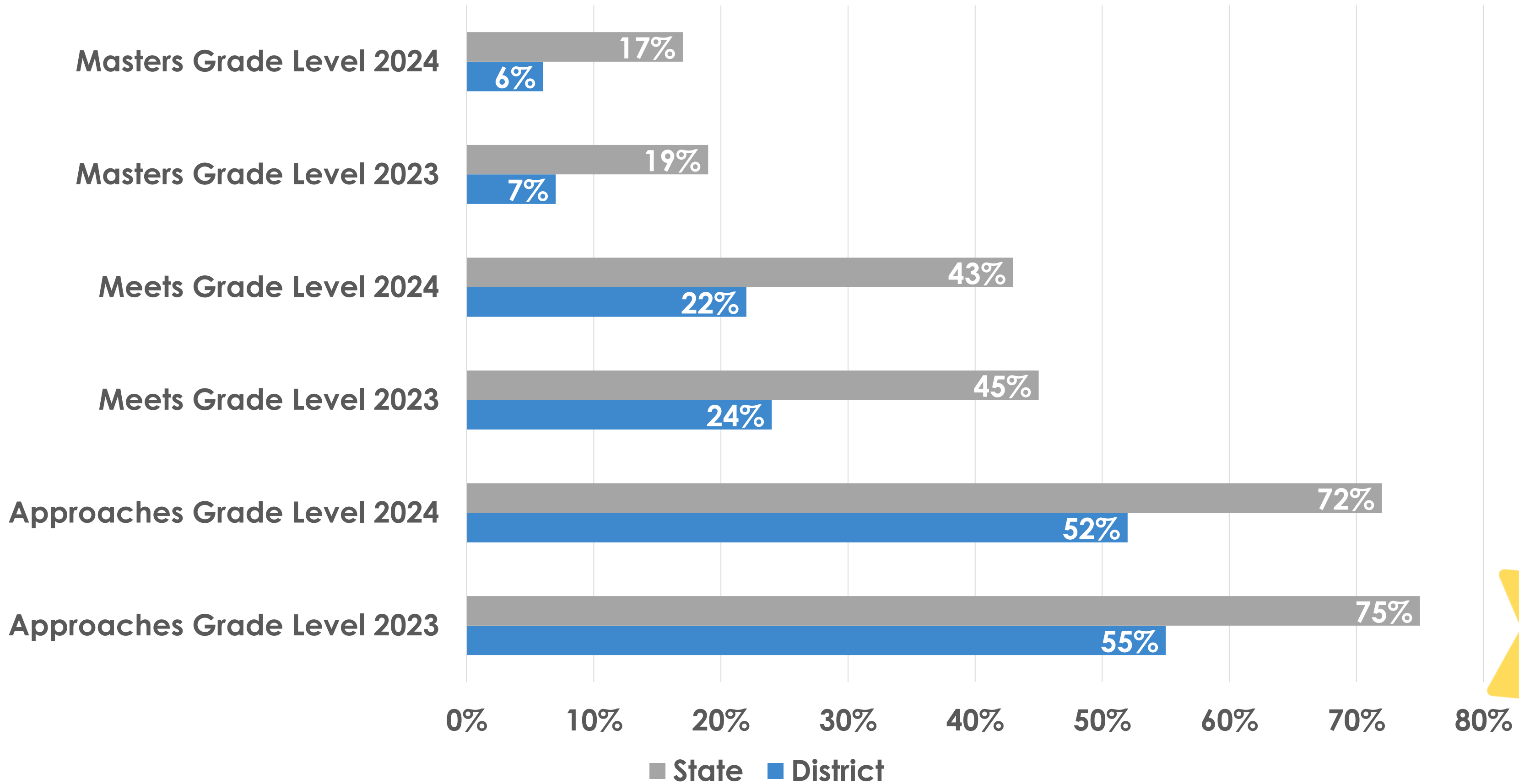
STAAR Masters Grade Level or Above



STAAR Reading & Language Arts

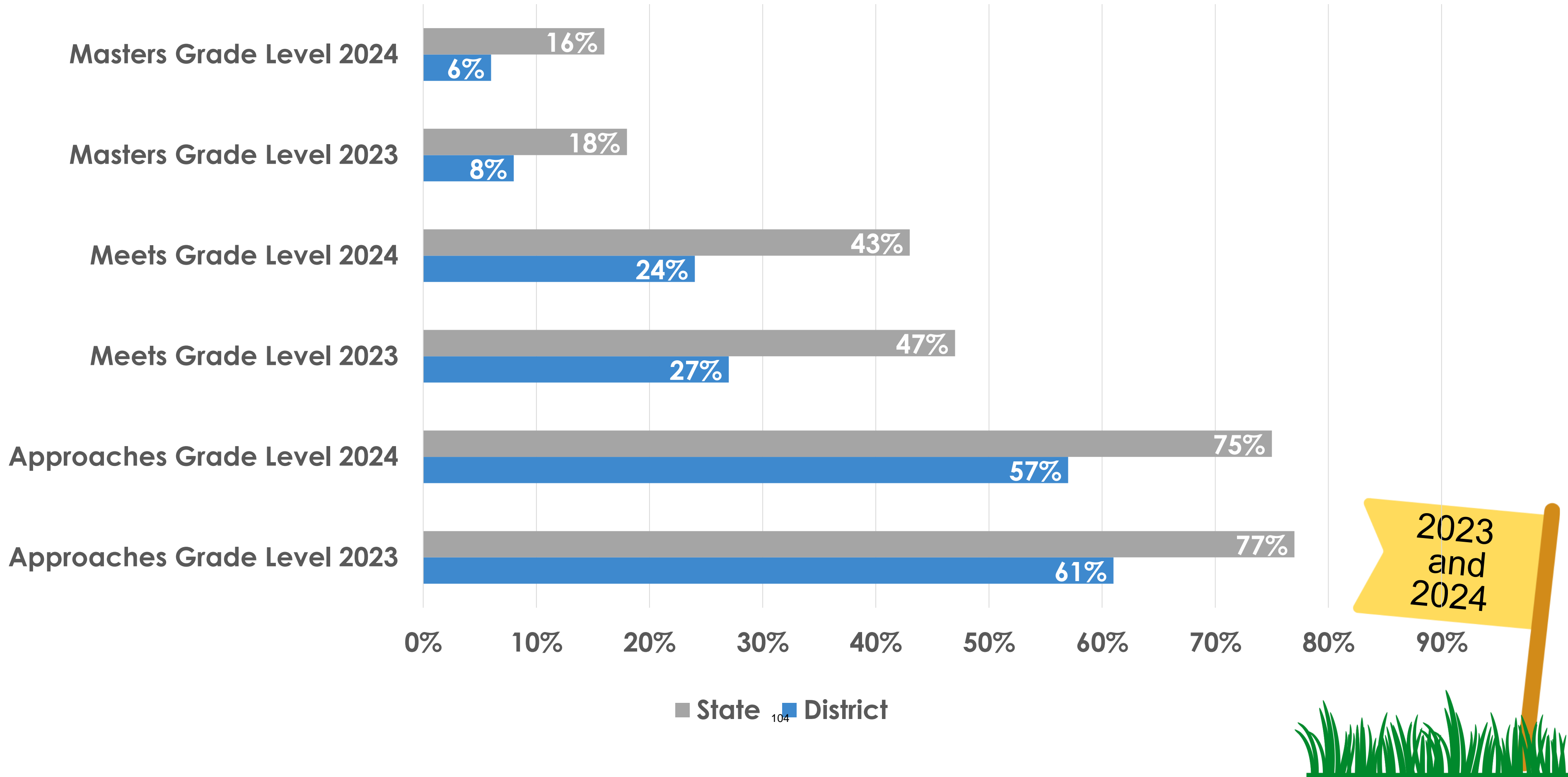


STAAR Math

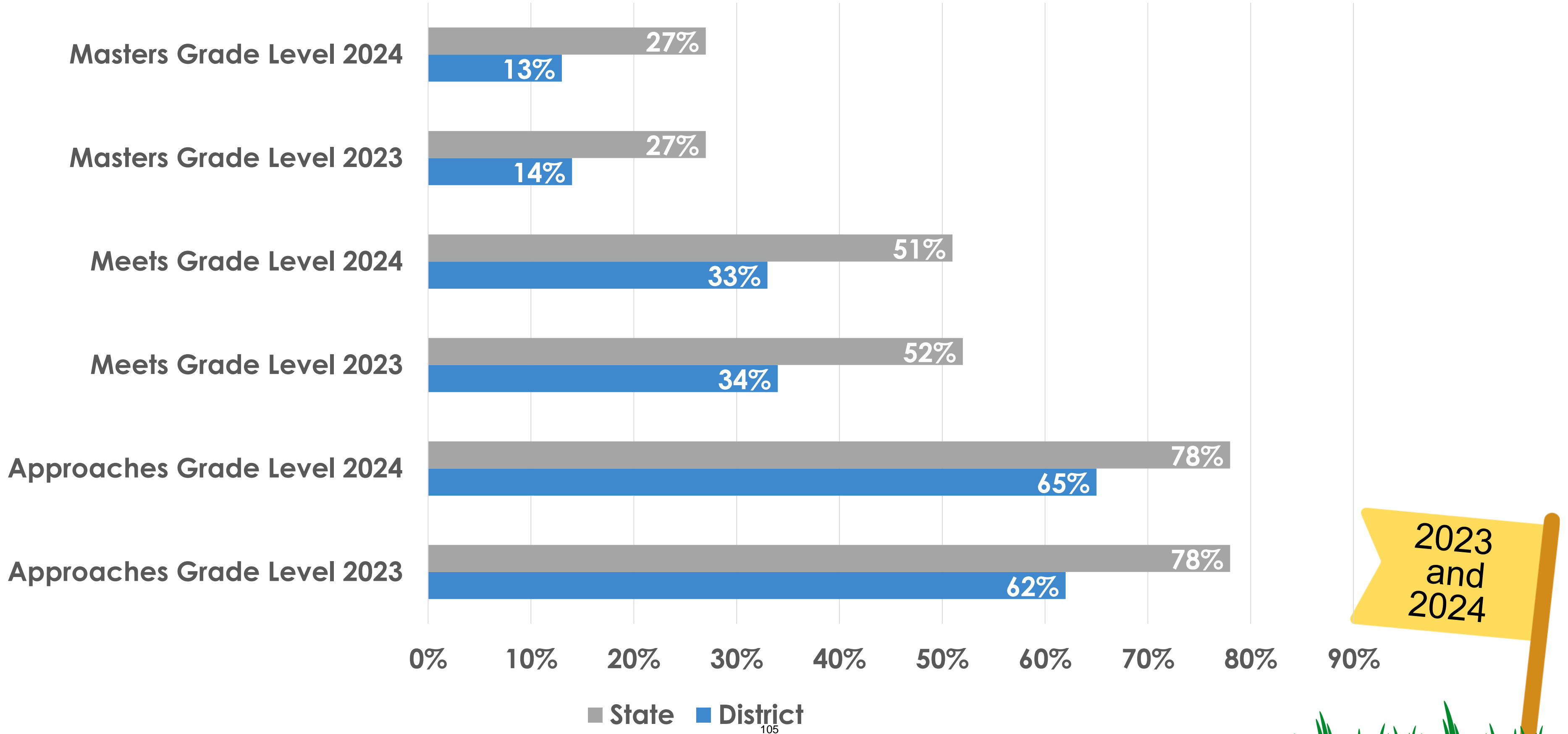


2023
and
2024

STAAR Science



STAAR Social Studies

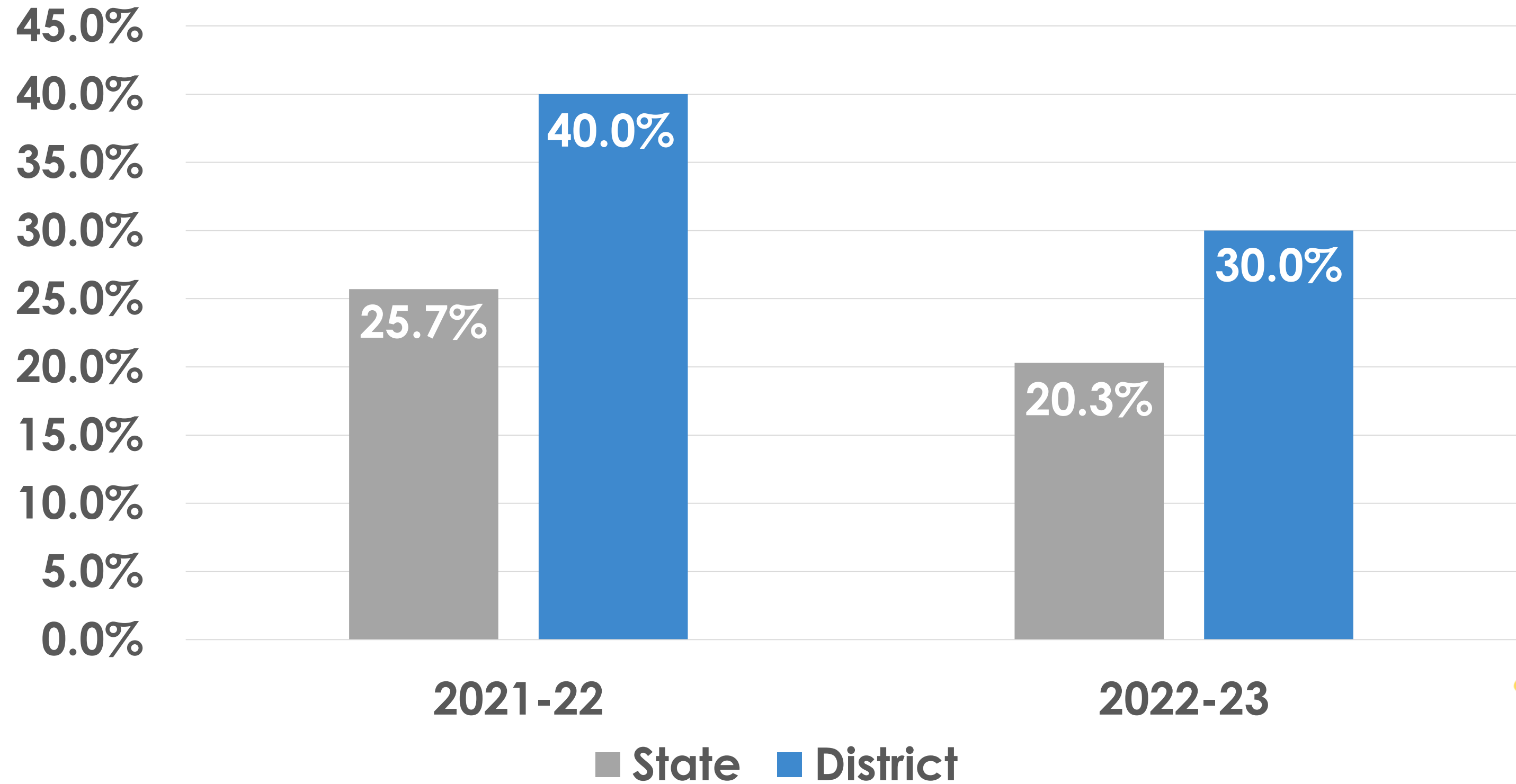


2023
and
2024

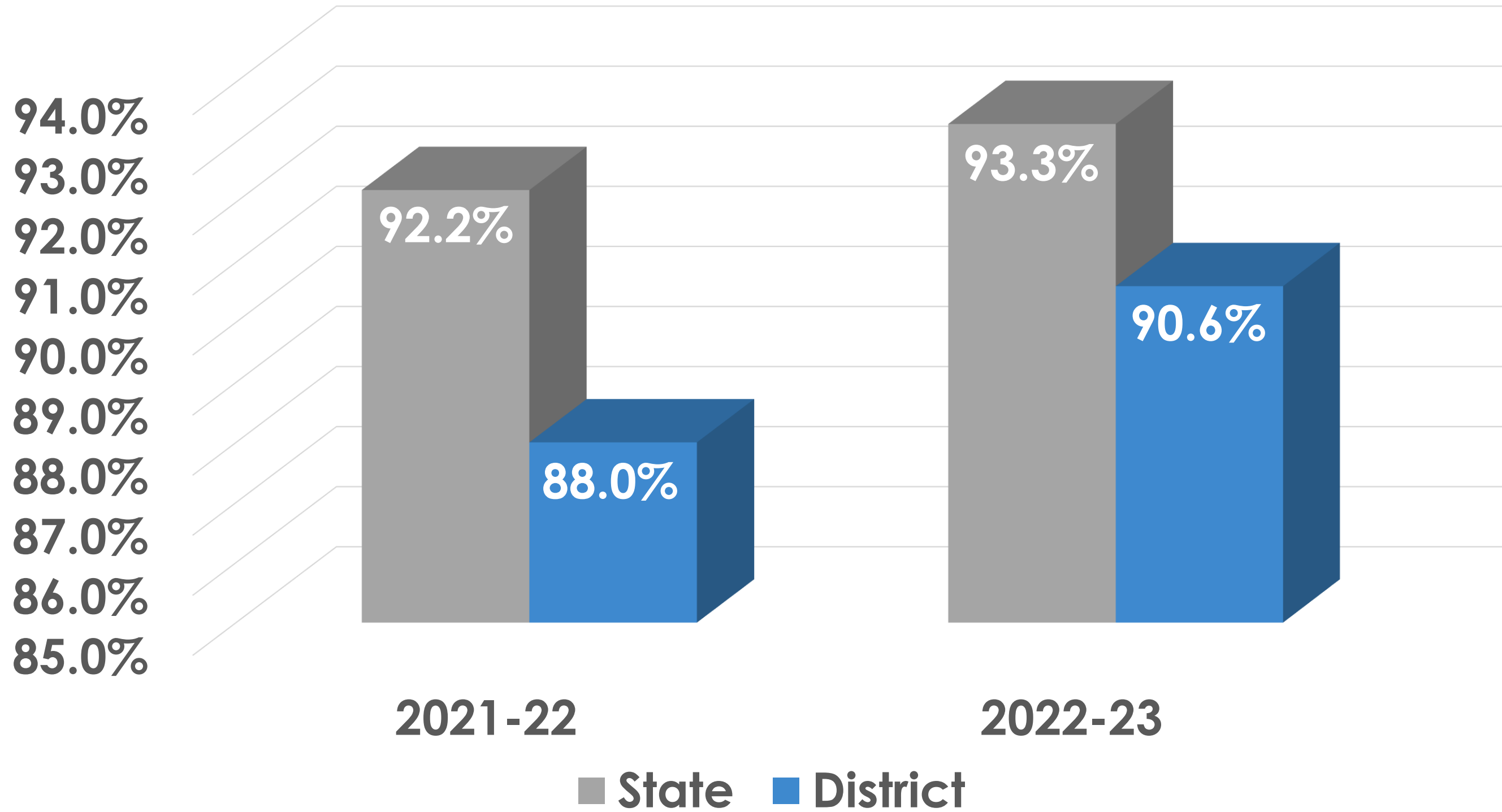


Chronic Absenteeism

Students enrolled 10+ days who are absent for 10% of days enrolled

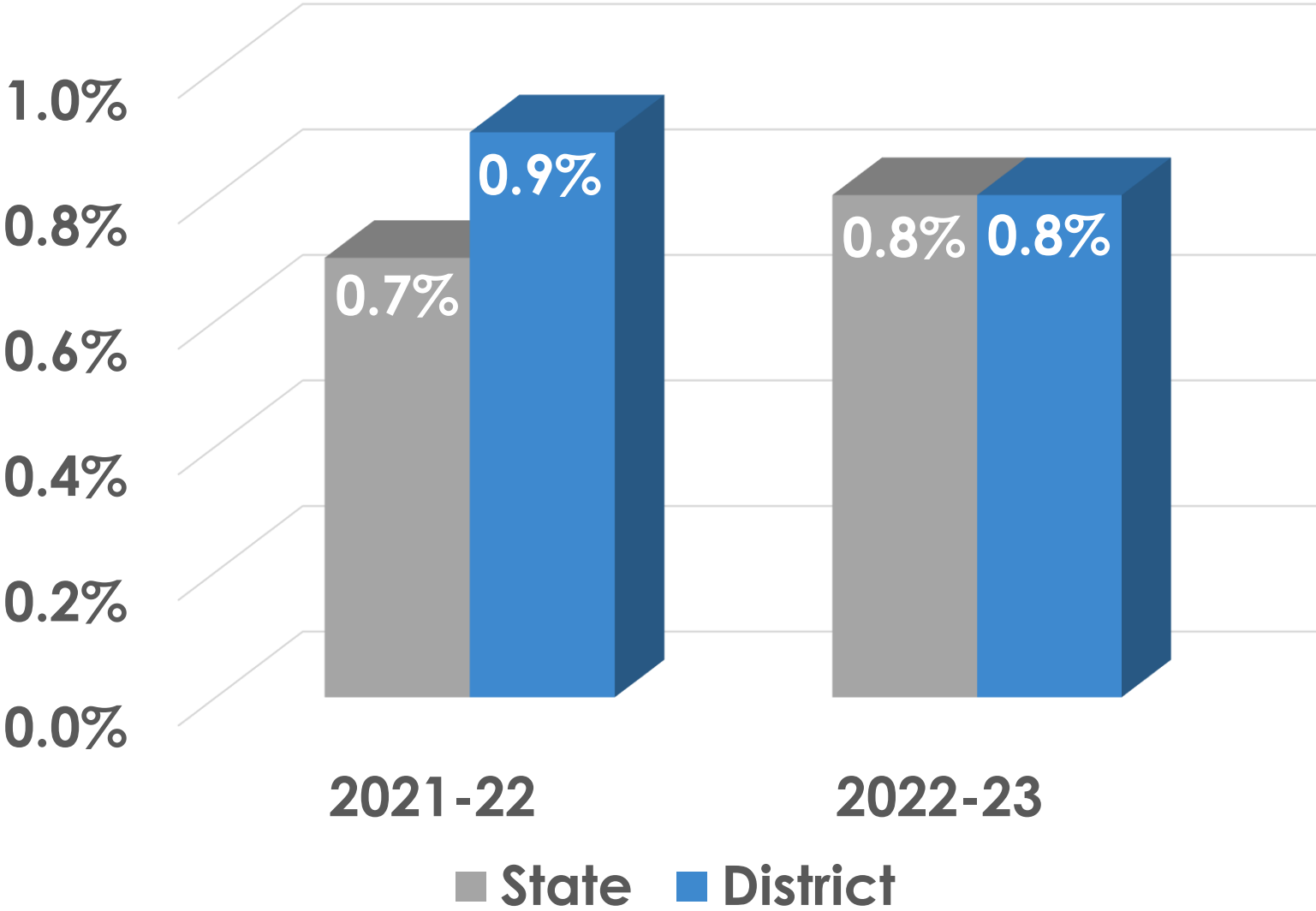


Attendance Rate

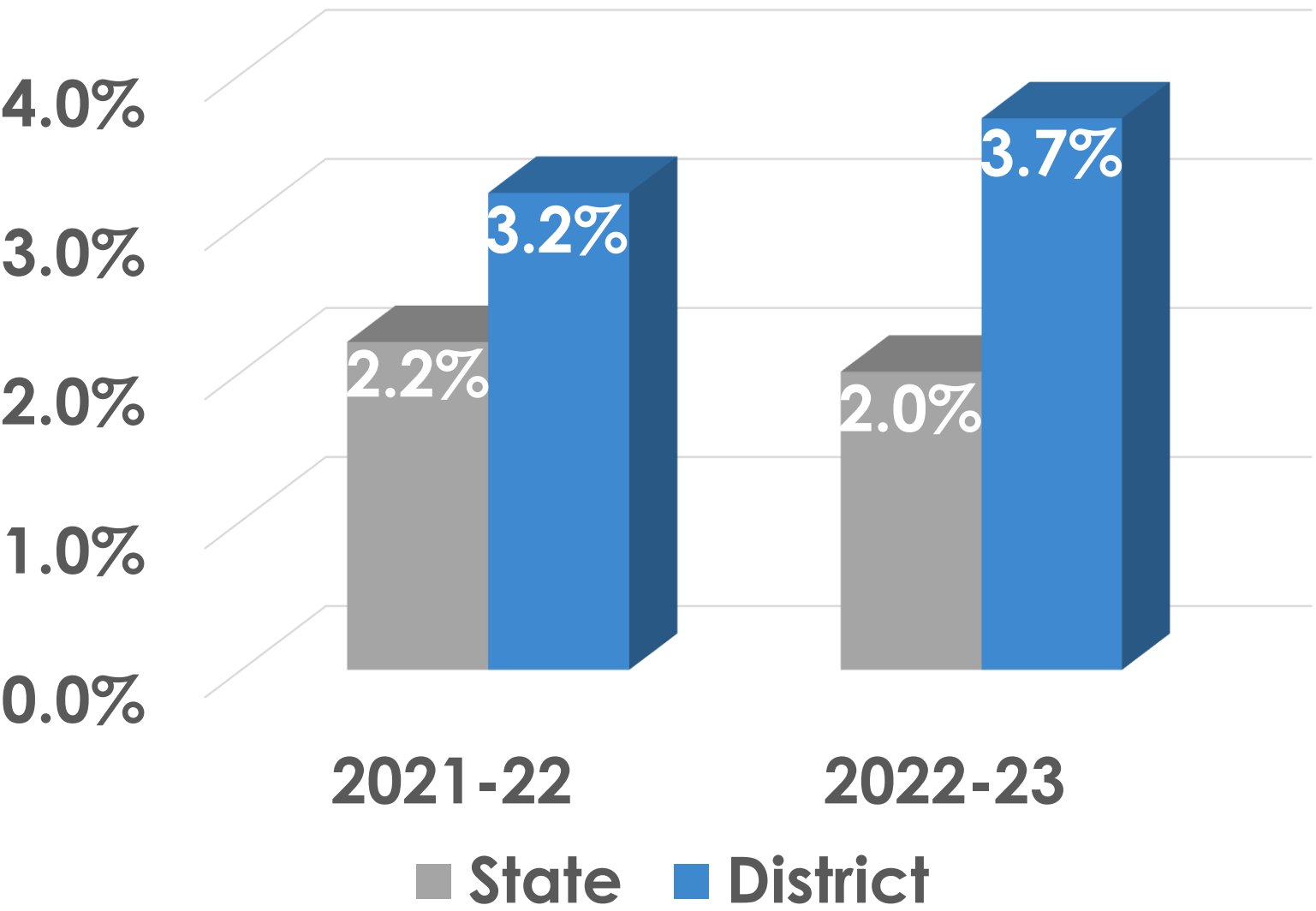


Dropout Rates: Percent of Students Who Left WISD in 2022-2023

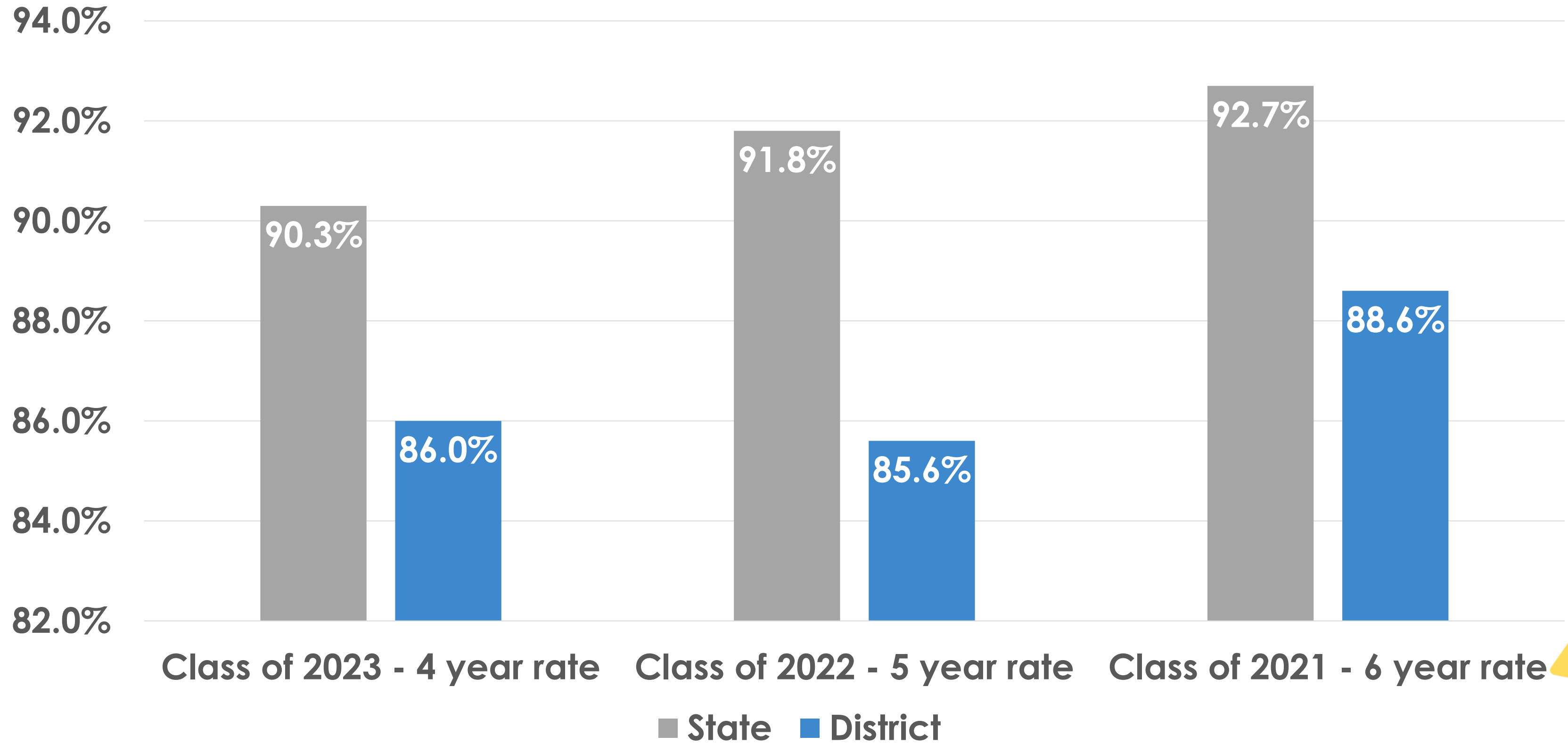
Grades 7-8



Grades 9-12



Graduation Rates



Diploma Types

1 FHSP = Foundation High School Program

FHSP-E-DLA = Foundation High

2 School Program with Endorsements at the Distinguished Level

What's the difference?

The Foundation High School Program

The basic 22 credits for a high school diploma as defined by HB5 (2013)

A Diploma with Endorsements

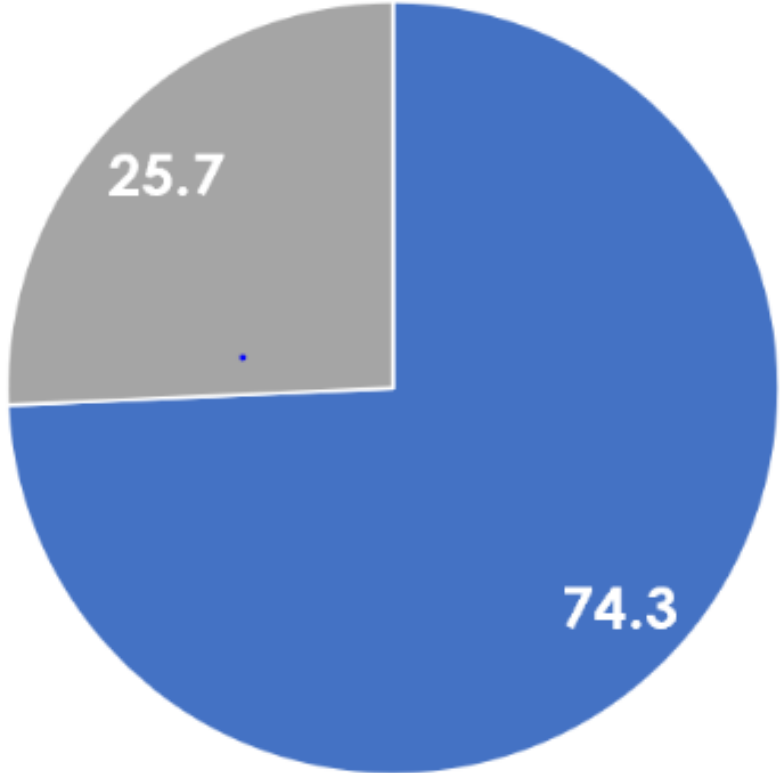
The student must have 26 credits and one or more specialized cluster of classes

Distinguished Level

A diploma which has at least one endorsement and the student has taken Algebra 2.

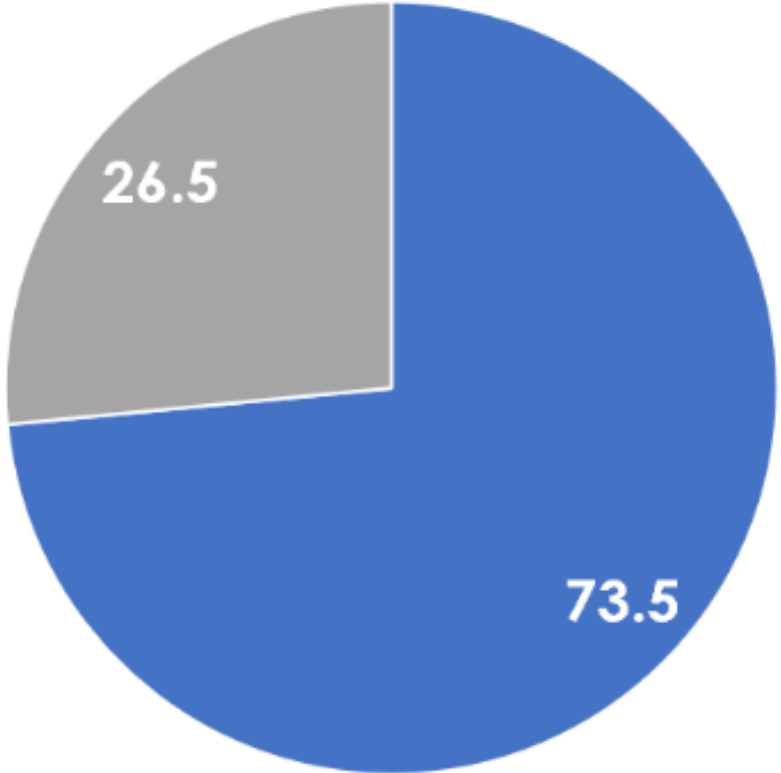
Rates of Diplomas by Type

Class of 2023



- Foundation with Endorsement at Distinguished Level
- FHSP Only

Class of 2022



- Foundation with Endorsement at Distinguished Level
- FHSP Only

	Waco ISD	State
Graduates who were CTE completers	53.0%	31.0%

Annual Graduates of 2023

College, Career, and Military Ready

College, Career or Military Ready (Annual Graduates)		
	Waco ISD	State
2022-23	61.2%	76.3%
2021-22	54.8%	70.0%
College Ready (Annual Graduates)		
	Waco ISD	State
2022-23	44.5%	61.9%
2021-22		
Career Ready (Annual Graduates)		
	Waco ISD	State
2022-23	31.1%	36.4%
2021-22		

Beginning with 2022-23 graduates, special education students that graduated with the advanced diploma are classified as college ready. As a result, only one year of data is shown because previous years' data is not comparable.



Annual Graduates of 2023

College, Career, and Military Ready

TSI Criteria Graduates in English Language Arts		
	Waco ISD	State
2022-23	51.7%	62.8%
2021-22	50.2%	57.1%
TSI Criteria Graduates in Math		
	Waco ISD	State
2022-23	44.0%	54.3%
2021-22	32.9%	48.2%
TSI Criteria Graduates in Both		
	Waco ISD	State
2022-23	32.9%	48.4%
2021-22	27.7%	42.4%
AP Met Criteria in Any Subject		
	Waco ISD	State
2022-23	9.7%	20.4%
2021-22	9.3%	20.5%
Associate Degree		
	Waco ISD	State
2022-23	3.6%	2.5%
2021-22	4.5%	2.4%
Dual Credit in Any Subject		
	Waco ISD	State
2022-23	19.3%	23.6%
2021-22	17.6%	24.0%

Approved Industry-Based Certifications		
	Waco ISD	State
2022-23	26.8%	33.4%
2021-22	25.3%	28.0%
US Armed Forces		
	Waco ISD	State
2022-23	2.6%	0.6%
2021-22	Suspended	
8.6% of the Annual Graduates were Special Education students		
Graduates with Complete IEP and Workforce Readiness		
	Waco ISD	State
2022-23	2.7%	2.7%
2021-22	1.2%	2.5%
Graduates Under an Advanced Diploma Plan and Identified as a Current Special Education student		
	Waco ISD	State
2022-23	4.4%	5.6%
2021-22	3.9%	5.0%



Class of 2023 Coherent Sequence Completers

- Moving forward, TEA has changed the Industry Based Certification (IBC) only criteria to deem a student “Career Ready.”
- Future classes will need to successfully earn their Industry Based Certification and complete a “Program of Study,”
- Fifty-three percent (53%) of the 2023 graduates were completers, finishing a Program of Study in a CTE pathway. The state had 31.0%. In grades 9-12, 81.0% of students participated in CTE education.

WACO ISD

District Profile



2023-24
Elementary
Enrollment

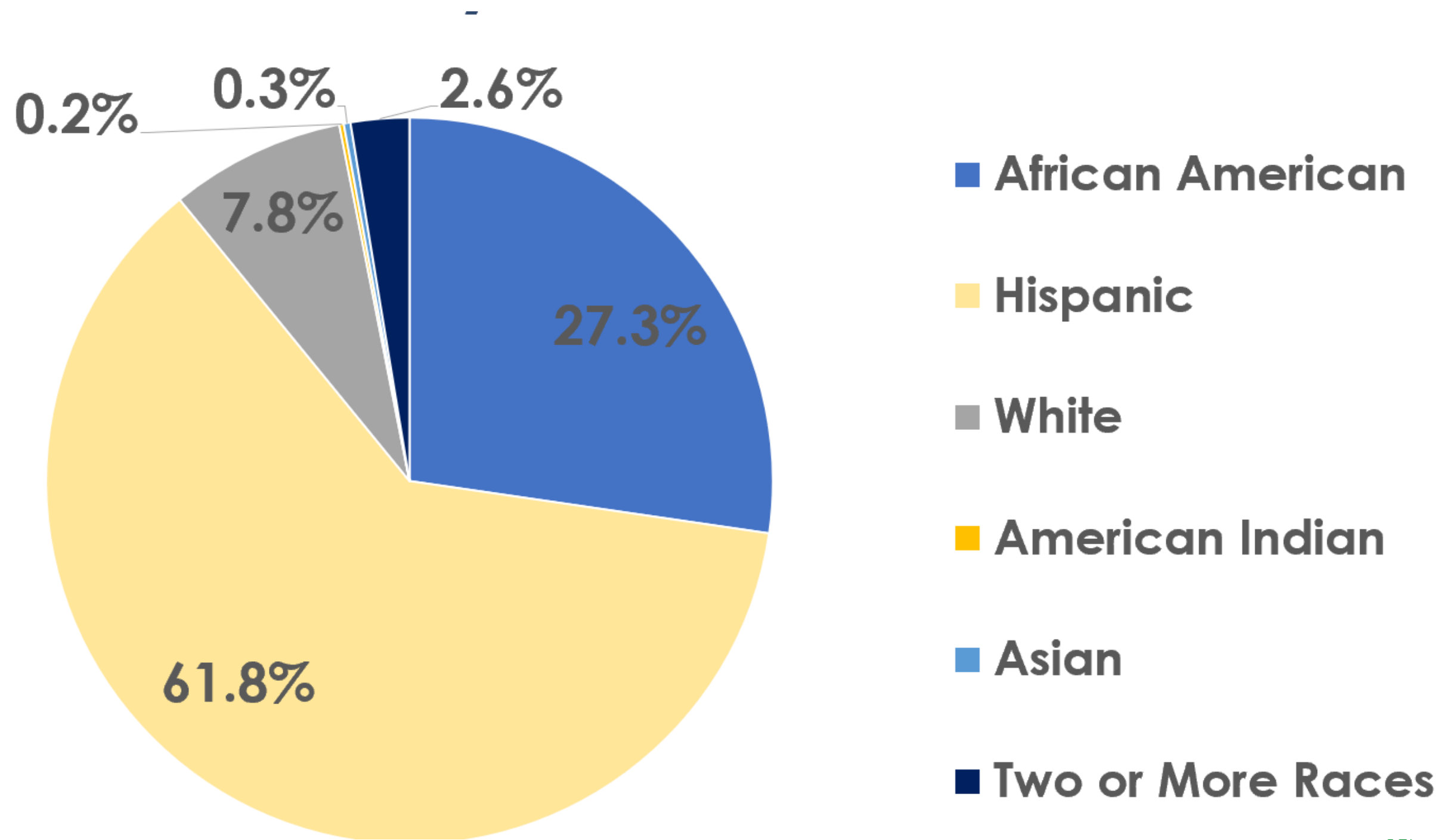
	2022-23	2023-24	Difference from 22-23 to 23-24
Total Students in District	13,824	13,517	-307
Early Childhood Education	44	42	-2
Pre-Kindergarten	811	842	31
Kindergarten	1,005	1,007	2
Grade 1	1,071	1,017	-54
Grade 2	1,078	1,048	-30
Grade 3	1,071	1,085	14
Grade 4	1,018	1,049	31
Grade 5	1,035	986	-49
Total Students			-57

2023-24

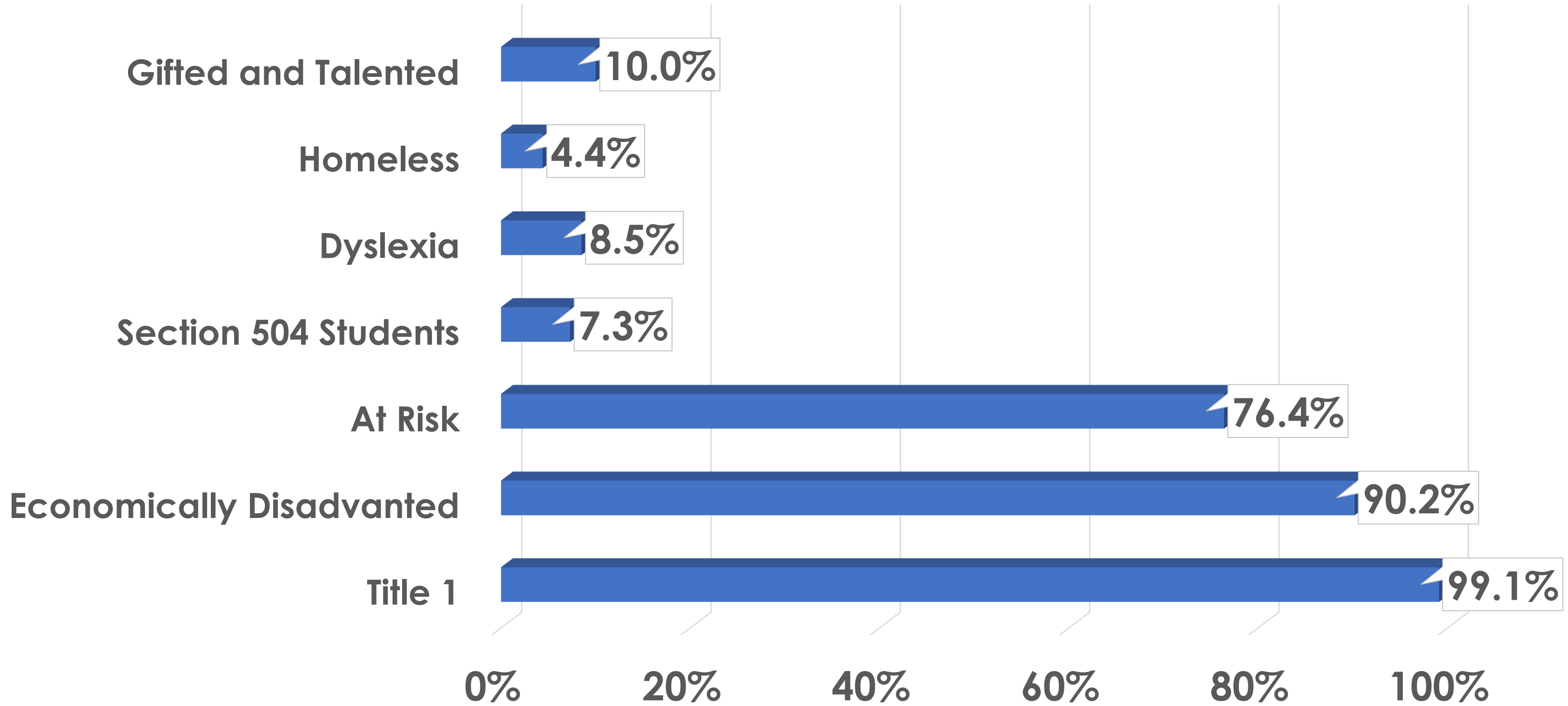
Secondary Enrollment

	2022-23	2023-24	Difference from 22-23 to 23-24
Total Students in District	13,824	13,517	-307
Grade 6	951	940	-11
Grade 7	945	898	-47
Grade 8	943	895	-48
Grade 9	1,350	1,241	-109
Grade 10	964	993	29
Grade 11	813	826	13
Grade 12	725	648	-88
Total Students			-265

Ethnicity Distribution of Students



Student Information by Program



Emergent Bilingual & Special Education Student Information

Emergent Bilingual	
State	District
24.4% (+1.4%)	25.5% (+2.1%)
English as a Second Language (ESL)	
24.5% (+1.3%)	25.1% (+2.2%)

Special Education	
State	District
13.9% (+1.2%)	16.3% (+3.0%)
Primary Disability by Type	
Students with Intellectual Disabilities	46.4%
Students with Physical Disabilities	18.9%
Students with Autism	11.3%
Student with Behavioral Disabilities	22.1%
Students with Non-Categorical Early Childhood	1.3%



2023

Teacher Demographics	
Males	26.6%
Females	73.4%
No Degree	2.7%
Bachelors	74.7%
Masters	21.2%
Doctorate	1.4%
African American	14.0%
Hispanic	23.8%
White	59.3%
Two or More Races	2.0%

2024

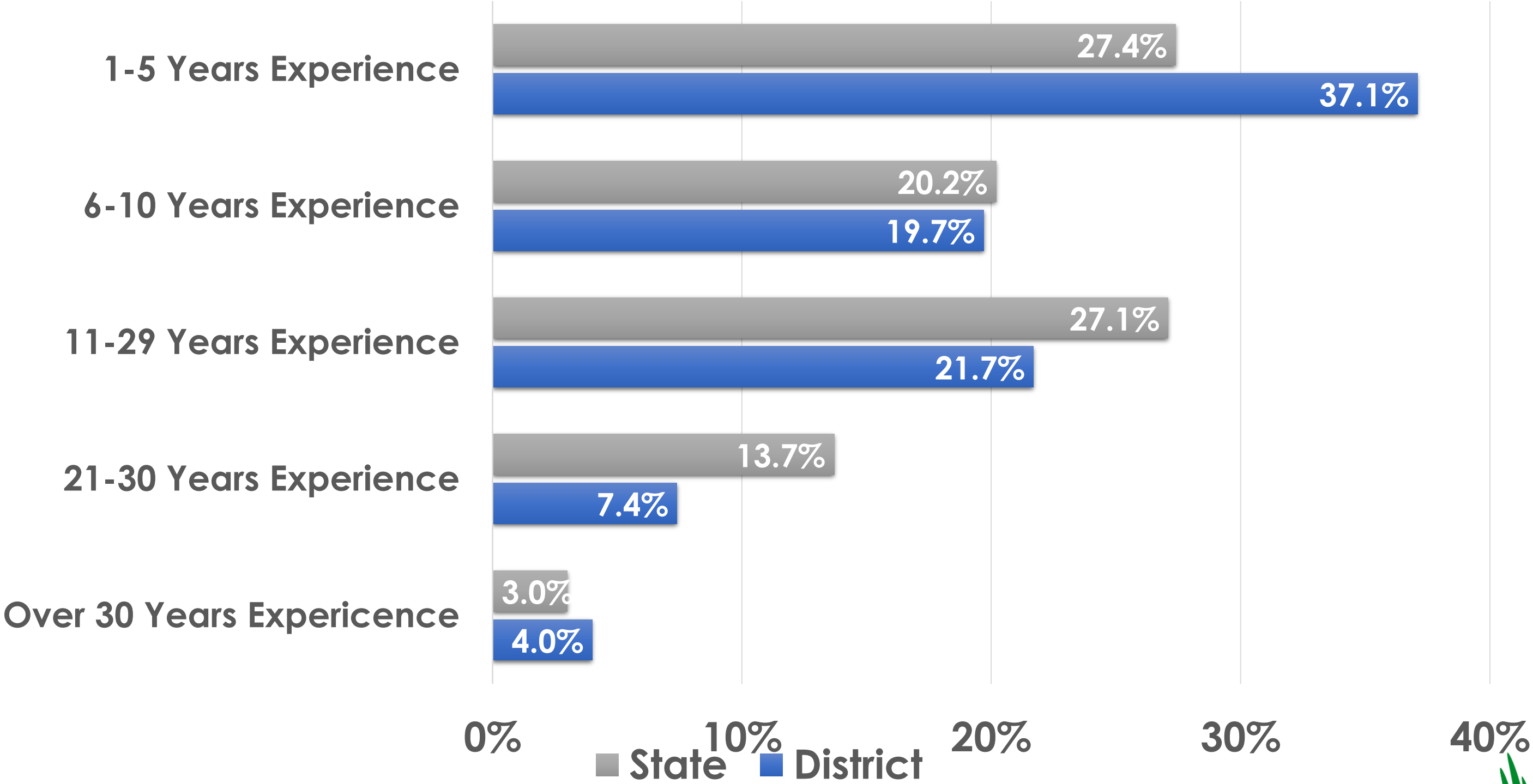
Teacher Demographics	
Males	27.8%
Females	72.2%
No Degree	2.3%
Bachelors	76.5%
Masters	19.8%
Doctorate	1.4%
African American	13.4%
Hispanic	23.0%
White	60.8%
Two or More Races	2.1%

Teacher Turnover Rate

WISD 2022-23	State 2022-23
24.90%	21.40%
WISD 2023-24	State 2023-24
23.60%	19.10%

The teacher turnover rate is the percent of those who were WISD teachers in 2022-2023 and were not WISD teachers at the beginning of the 2023-2024 school year due to either leaving the district or moving to a new role.

Teacher Experience



Thank You!

Waco Independent School District

Board of Trustee Meeting Agenda Item

Date: January 23, 2025

Contact Person: Deena Cornblum

RE: Consider, Discuss and Take Appropriate Action Regarding the 2024-2025 Instructional Calendar

=====

Background Information

The 2025-2026 instructional calendar is being presented for the Board’s consideration and approval. Texas Education Code §25.081 requires districts to provide at least 75,600 minutes of instruction. This requirement is satisfied with the calendar being presented. In accordance with EB (LOCAL), Waco ISD is a District of Innovation and shall be exempt from state laws that generally require instruction for students to begin no earlier than the fourth Monday in August and prohibit scheduling the last day of school prior to May 15.

The features of the proposed 2025-2026 school calendar include the following:

- New teacher start date – July 29
- Start date for all staff – July 31
- Start date for students – August 13
- Number of teacher contract days – 187
- Number of student days – 168
- Number of instructional minutes – 76,590 (including professional development waiver days)
- Number of extra days above required minutes of instruction – 2.20
- Number of early release days – 2
- Number of teacher in-service or workdays – 17 (including the beginning of the year)
- Number of teacher-protected planning days - 4
- Thanksgiving Break – November 24-28
- Winter Break – December 22 – January 2
- Spring Break – March 9-13
- Bad Weather Day – None
- Additional student and staff holidays – September 1 (Labor Day), October 13 (Indigenous People’s Day), January 19 (Martin Luther King Jr. Day), February 16 (President’s Day), April 3 (Good Friday)

The calendar choices were presented to the Quality District Advisory Committee (QDAC) for the first review on December 2, 2024. Members of the QDAC solicited feedback after this meeting and shared findings at the January 7, 2025 QDAC meeting. The QDAC approved the drafts for voting at the January meeting. Voting took place from January 8-15, 2025.

Fiscal Implications

The selected calendar is structured to meet the daily operational and instructional minutes required to receive full ADA funding. This funding will be reflected in the annual budgeting process.

Administrative Recommendation(s)

Approve the 2025-2026 instructional calendar as presented.

Waco ISD 2025-2026 Instructional Calendar

JULY						
S	M	T	W	Th	F	S
		1	2	3	4	5
6	7	8	9	10	11	12
13	14	15	16	17	18	19
20	21	22	23	24	25	26
27	28	29	30	31		

JANUARY						
S	M	T	W	Th	F	S
				1	2	3
4	5	6	7	8	9	10
11	12	13	14	15	16	17
18	19	20	21	22	23	24
25	26	27	28	29	30	31

Key	
 	Student Holiday/Staff Inservice or Workday
 	Student and Staff Holiday
 	Beginning of 6-week
 	End of 6-week
 	Early Student Release/Staff Inservice
 	New Staff Orientation
 	Bad Weather Day

Holidays	
9/1/2025	Labor Day
10/13/2025	Indigenous Peoples' Day
11/24/2025 - 11/28/2025	Thanksgiving Break
12/22/2025 - 1/2/2026	Winter Break
1/19/2026	Martin Luther King Jr. Day
2/16/2026	President's Day
3/9/2026 - 3/13/2026	Spring Break
4/3/2026	Good Friday

AUGUST						
S	M	T	W	Th	F	S
					1	2
3	4	5	6	7	8	9
10	11	12	13	14	15	16
17	18	19	20	21	22	23
24	25	26	27	28	29	30
31						

FEBRUARY						
S	M	T	W	Th	F	S
1	2	3	4	5	6	7
8	9	10	11	12	13	14
15	16	17	18	19	20	21
22	23	24	25	26	27	28

SEPTEMBER						
S	M	T	W	Th	F	S
	1	2	3	4	5	6
7	8	9	10	11	12	13
14	15	16	17	18	19	20
21	22	23	24	25	26	27
28	29	30				

MARCH						
S	M	T	W	Th	F	S
1	2	3	4	5	6	7
8	9	10	11	12	13	14
15	16	17	18	19	20	21
22	23	24	25	26	27	28
29	30	31				

Six Week Instructional Days		
25 days	8/13/2025	9/19/2025
27 days	9/22/2025	10/30/2025
28 days	11/3/2025	12/19/2025
1st Semester	80	
26 days	1/6/2026	2/13/2026
32 days	2/17/2026	4/10/2026
30 days	4/13/2026	5/22/2026
2nd Semester	88	
Total	168	

OCTOBER						
S	M	T	W	Th	F	S
			1	2	3	4
5	6	7	8	9	10	11
12	13	14	15	16	17	18
19	20	21	22	23	24	25
26	27	28	29	30	31	

APRIL						
S	M	T	W	Th	F	S
			1	2	3	4
5	6	7	8	9	10	11
12	13	14	15	16	17	18
19	20	21	22	23	24	25
26	27	28	29	30		

Early Release Day(s)	
Friday, 12-19-2025	
Friday, 05-22-2026	

NOVEMBER						
S	M	T	W	Th	F	S
						1
2	3	4	5	6	7	8
9	10	11	12	13	14	15
16	17	18	19	20	21	22
23	24	25	26	27	28	29
30						

MAY						
S	M	T	W	Th	F	S
					1	2
3	4	5	6	7	8	9
10	11	12	13	14	15	16
17	18	19	20	21	22	23
24	25	26	27	28	29	30
31						

Bad Weather Make-up Day(s)	

DECEMBER						
S	M	T	W	Th	F	S
	1	2	3	4	5	6
7	8	9	10	11	12	13
14	15	16	17	18	19	20
21	22	23	24	25	26	27
28	29	30	31			

JUNE						
S	M	T	W	Th	F	S
	1	2	3	4	5	6
7	8	9	10	11	12	13
14	15	16	17	18	19	20
21	22	23	24	25	26	27
28	29	30				

School Start and End Times	
ES Regular	7:30 - 3:15 / 450 min
ES Early Release	7:30 - 12:00 / 270 min
MS Regular	8:45 - 4:30 / 450 min
MS Early Release	8:45 - 1:15 / 270 min
HS Regular	8:15 - 4:00 / 450 min
HS Early Release	8:15 - 12:45 / 270 min
LAMMS Regular	7:30 - 3:15 / 450 min
LAMMS Early Release	7:30 - 12:00 / 270 min

Total Minutes: 76,590
 Total Student Days: 166
 Additional Minutes: 990
 Additional Days: 2.20
 Teacher Workdays: 187

Teacher Work Day
 Elementary 8/7, Secondary 8/11, half day 1/5
Professional Development Days
 8/4, 8/5, 8/6, 8/8, 9/15, 10/20, 2/9
Campus Days
 7/31, 8/1, Sec. 8/7, Elem. 8/11, 8/12,
 12/1, half day 1/5, 3/6
Protected Planning Days 27
 9/12, 10/31, 11/21, 2/6



Waco Independent School District
Board of Trustee Meeting Agenda Item

Date: January 23, 2025 **Contact Person:** Sheryl Davis

RE: Review and Discuss the 2023-2024 External Audit Results and Take Appropriate Action Regarding the Annual Financial Report for the Fiscal Year Ended August 31, 2024

=====

Background Information:

Section 44.008 of the Texas Education Code requires that the board of trustees of a school district shall have its school district fiscal accounts audited annually at district expense by a certified or public accountant. The audit must be completed following the close of each fiscal year and is due not later than the 150th day (January 28th) after the close of the fiscal year.

The annual financial report for fiscal year ended August 31, 2024, has been completed and the partner-in-charge of the audit, John De Burro, will provide a summary of the results and findings from the audit.

A copy of the Annual Financial Report for the Fiscal Year Ended August 31, 2024 as well as the auditor’s governance communication letter and presentation are included in the Board packet for review prior to the meeting.

Fiscal Implications:

None

Administrative Recommendations:

The administration recommends that the Board of Trustees approve the annual financial and compliance report for the year ended August 31, 2024, as presented.

January 16, 2025

To the Board of Trustees of
Waco Independent School District
501 Franklin Ave.
Waco, Texas 76712

We have audited the financial statements of Waco Independent School District (the District) as of and for the year ended August 31, 2024, *and* have issued our report thereon dated January 16, 2025. Professional standards require that we advise you of the following matters relating to our audit.

Our Responsibility in Relation to the Financial Statement Audit

As communicated in our engagement letter dated April 17, 2024, our responsibility, as described by professional standards, is to form and express opinions about whether the financial statements that have been prepared by management with your oversight are presented fairly, in all material respects, in accordance with accounting principles generally accepted in the United States of America. Our audit of the financial statements does not relieve you or management of your respective responsibilities.

Our responsibility, as prescribed by professional standards, is to plan and perform our audit to obtain reasonable, rather than absolute, assurance about whether the financial statements are free of material misstatement. An audit of financial statements includes consideration of internal control over financial reporting as a basis for designing audit procedures that are appropriate in the circumstances, but not for the purpose of expressing an opinion on the effectiveness of the entity's internal control over financial reporting. Accordingly, as part of our audit, we considered the internal control of the District solely for the purpose of determining our audit procedures and not to provide any assurance concerning such internal control.

We are also responsible for communicating significant matters related to the audit that are, in our professional judgment, relevant to your responsibilities in overseeing the financial reporting process. However, we are not required to design procedures for the purpose of identifying other matters to communicate to you.

Planned Scope and Timing of the Audit

We conducted our audit consistent with the planned scope and timing we previously communicated to you.

Compliance with All Ethics Requirements Regarding Independence

The engagement team, others in our firm, as appropriate, our firm, and our network firms have complied with all relevant ethical requirements regarding independence.

With respect to any nonaudit/nonattest services we perform as previously communicated to you in the engagement letter, the District acknowledges and understands that the District has the responsibility for (a) making all management decisions and performing all management functions; (b) assigning an individual with suitable skills, knowledge, and experience to oversee the services; (c) evaluating the adequacy of the services performed; (d) evaluating and accepting responsibility for the results of the services performed; and (e) establishing and maintaining internal controls, including monitoring ongoing activities. Such nonaudit/nonattest services do not constitute an audit under *Government Auditing Standards* and such services will not be conducted in accordance with *Government Audit Standards*.

Significant Risks Identified

As part of our due diligence in planning the audit, we have identified the following significant risks:

- Improper revenue recognition – due to the nature and complexity of State Foundation Program revenue– there is a presumption that a significant risk of fraud exists associated with revenue in all audits. We have identified a significant risk of fraud related to certain revenue streams due to the potential incentive and ability to manipulate revenue recognition.
- Accounts payable and purchases – due to the risk of improper or unauthorized expenditures

These risks were addressed by walking through controls in each respective area and performing substantive detail testing and analytical testing of transactions. Based on test work performed in these areas, no material misstatements were identified.

Qualitative Aspects of the Entity's Significant Accounting Practices

Significant Accounting Policies

Management has the responsibility to select and use appropriate accounting policies. A summary of the significant accounting policies adopted by the District is included in Note 1 to the financial statements. There have been no initial selection of accounting policies and no changes in significant accounting policies or their application during 2024 that affected the District's financial statements. No matters have come to our attention that would require us, under professional standards, to inform you about (1) the methods used to account for significant unusual transactions and (2) the effect of significant accounting policies in controversial or emerging areas for which there is a lack of authoritative guidance or consensus.

Significant Accounting Estimates

Accounting estimates are an integral part of the financial statements prepared by management and are based on management's current judgments. Those judgments are normally based on knowledge and experience about past and current events and assumptions about future events. Certain accounting estimates are particularly sensitive because of their significance to the financial statements and because of the possibility that future events affecting them may differ markedly from management's current judgments.

The most sensitive accounting estimate affecting the financial statements is *Foundation School Program state aid revenue*. Management's estimate of the items noted above is based on historical experience or information provided by third parties or the Texas Education Agency. We evaluated the key factors and assumptions used to develop these estimates and determined that the estimates are reasonable in relation to the basic financial statements taken as a whole and in relation to the applicable opinion units.

Financial Statement Disclosures

The financial statement disclosures are neutral, consistent, and clear.

Uncorrected and Corrected Misstatements

For purposes of this communication, professional standards require us to accumulate all known and likely misstatements identified during the audit, other than those that we believe are trivial, and communicate them to the appropriate level of management. Further, professional standards require us to also communicate the effect of uncorrected misstatements related to prior periods on the relevant classes of transactions, account balances or disclosures, and the financial statements as a whole and each applicable opinion unit. The attached schedule summarizes an uncorrected financial statement misstatement whose effects in the current and prior periods, as determined by management, are immaterial, both individually and in the aggregate, to the financial statements taken as a whole and each applicable opinion unit.

In addition, professional standards require us to communicate to you all material, corrected misstatements that were brought to the attention of management as a result of our audit procedures. None of the misstatements identified by us as a result of our audit procedures and corrected by management were material, either individually or in the aggregate, to the financial statements taken as a whole or applicable opinion units.

Disagreements with Management

For purposes of this letter, professional standards define a disagreement with management as a matter, whether or not resolved to our satisfaction, concerning a financial accounting, reporting, or auditing matter, which could be significant to the District's financial statements or the auditor's report. No such disagreements arose during the course of the audit.

Representations Requested from Management

We have requested certain written representations from management, which are included in a separate letter dated January 16, 2025.

Management's Consultations with Other Accountants

In some cases, management may decide to consult with other accountants about auditing and accounting matters. Management informed us that, and to our knowledge, there were no consultations with other accountants regarding auditing and accounting matters.

Other Significant Matters, Findings, or Issues

In the normal course of our professional association with the District, we generally discuss a variety of matters, including the application of accounting principles and auditing standards, operating and regulatory conditions affecting the entity, and operational plans and strategies that may affect the risks of material misstatement. None of the matters discussed resulted in a condition to our retention as the District's auditors.

Other Information Included in Annual Reports

Pursuant to professional standards, our responsibility as auditors for other information, whether financial or nonfinancial, included in the District's annual reports does not extend beyond the information identified in the audit report, and we are not required to perform any procedures to corroborate such other information. However, in accordance with such standards, we have made certain inquiries of management and evaluated the form, content, and methods of preparing the other information to determine that the information complies with accounting principles generally accepted in the United States of America, the method of preparing it has not changed from the prior period, and the information is appropriate and complete in relation to our audit of the financial statements. We compared and reconciled the other information to the underlying accounting records used to prepare the financial statements or to the financial statements themselves. Such other information has not been subjected to the auditing procedures applied in the audit of the basic financial statements and we do not provide any assurance on them.

Our responsibility also includes communicating to you any information which we believe is a material misstatement of fact. Nothing came to our attention that caused us to believe that such information, or its manner of presentation, is materially inconsistent with the information, or manner of its presentation, appearing in the financial statements.

This report is intended solely for the information and use of the Board of Trustees and management of Waco Independent School District and is not intended to be and should not be used by anyone other than these specified parties.

Weaver and Tidwell, L.L.P.

WEAVER AND TIDWELL, L.L.P.

The Woodlands, Texas

Summary of Uncorrected Misstatements

PASSED AUDIT ADJUSTMENT SCHEDULE

No.	Workpaper Reference	Description	General Ledger Account			Amount of Known Misstatement	Net Position/ Fund Balance (Debit/(Credit))	Statement of Net Position/ Fund Balance Debit/(Credit)	
			No.	Description	Amount		Net Position/ Fund Balance	Change in Net Position/ Fund Balance	Net Net Position/ Fund Balance
3001	5400	Adjust prior year due to recording arbitrage liability at the fund level	625-00-5742	Earnings on Temporary Investments	608,194	608,194		608,194	608,194
			625-00-3470	Restricted-Capital Acquisition Program	(608,194)	(608,194)	(608,194)		(608,194)
Effect of Uncorrected Misstatements: Current-Period							(608,194)	608,194	-

Waco Independent School District

Board Meeting

January 23, 2025



Overview

- Introductions
- Audit Process
- Audit Results
- Auditor Communications
- Financial Highlights

Introductions



Engagement Leadership



John DeBurro, CPA

Partner,
Assurance Services

- ✓ 25+ years of public accounting experience
- ✓ Dedicated to serving public sector clients
- ✓ GFOA Special Review Committee Member

Steven Smith, CPA

Manager,
Assurance Services

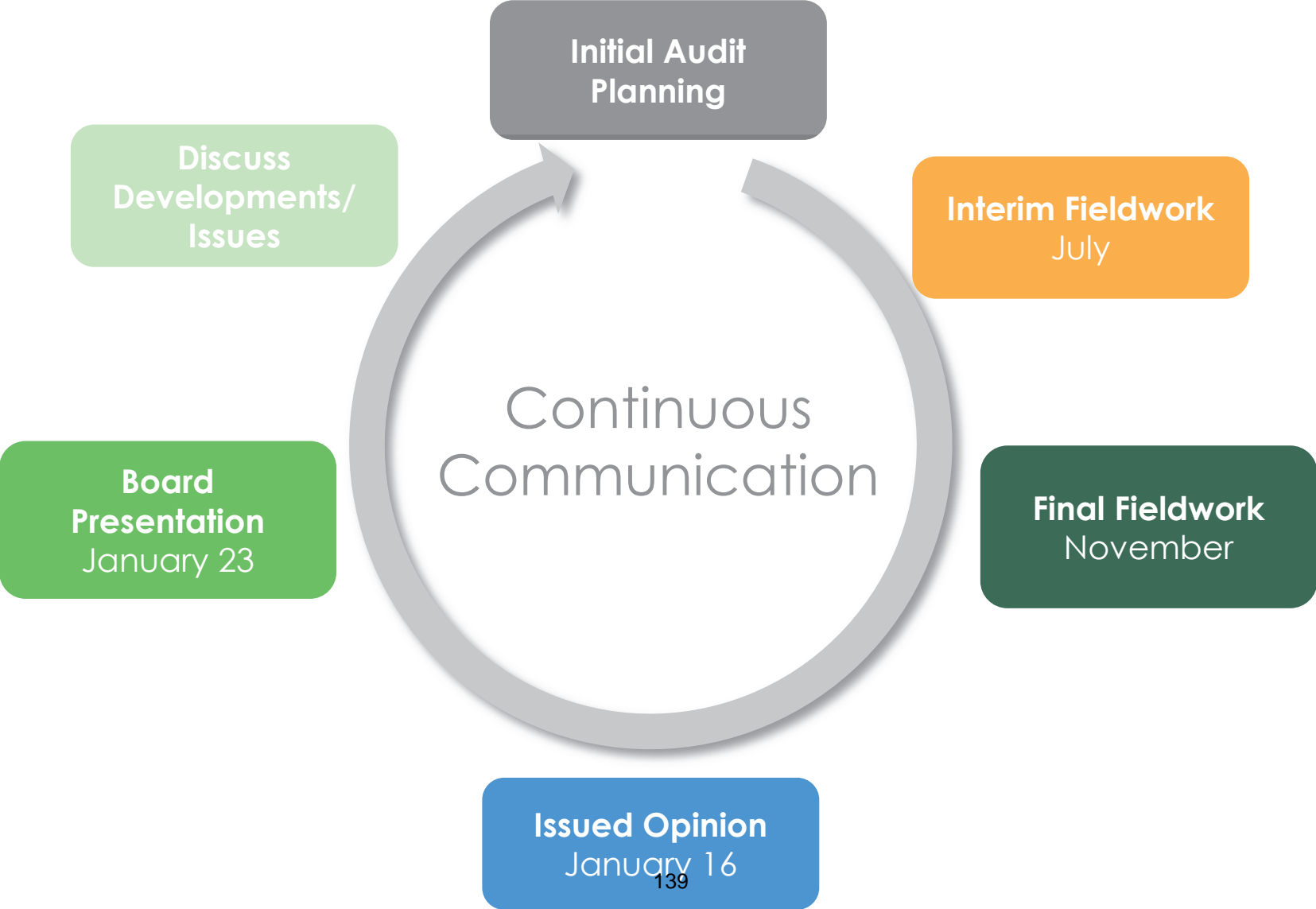
- ✓ 9 years of public accounting experience
- ✓ Dedicated to serving public sector clients

Available Throughout the Year to Discuss Issues

Audit Process



Engagement Timeline



Audit Process

- **Audit Standards** — Performed the audit in accordance with *Generally Accepted Auditing Standards (GAAS)* and *Generally Accepted Government Auditing Standards (GAGAS)*
- **Single Audit** — Performed the single audit of federal awards in accordance with the *Uniform Administrative Requirements, Cost Principles, and Audit Requirements for Federal Awards (Uniform Guidance)*
- **Compliance** — Performed tests of the District's compliance with certain provisions of laws, regulations, contracts and grant agreements, including items such as compliance with procurement PFIA and TEA State Compliance requirements.

Audit Process

➤ **Risk-based approach** focused on significant risks including:

- Improper revenue recognition – State funding
- Misappropriation of cash through improper or unauthorized expenditures

These risks were addressed by walking through controls in the respective areas

➤ **Significant areas** tested include:

- Federal and state grant revenues and expenditures and compliance with related grant requirements
- State Foundation School Program revenue and related estimates
- Construction projects, purchasing and bid requirements
- Payables, accrued liabilities, and expenditures

Audit Process

- **Walkthroughs** of accounting controls over significant transaction cycles
- **Performed tests of internal controls over compliance as well as tests of compliance related to major federal financial assistance programs.** (2 Major Program: Title I, Child Nutrition Cluster)
- **Compliance testing:**
 - Public Funds Investment Act
 - TEA State Compliance requirements

Audit Process

- **Capital Projects/Construction testing**
- **Bid/Procurement testing**
- **Tests of controls over:**
 - Cash disbursements
 - Payroll
- **Substantive testing of account balances** using a combination of vouching of material transactions, sampling, and analytical procedures

Audit Results

Audit Results

- We have issued the Independent Auditor's Report on the financial statements
 - ✓ **Unmodified (Clean) Opinion**
- We have issued the Independent Auditor's Report on Internal Control over Financial Reporting and on Compliance and Other Matters Based on an Audit of Financial Statements Performed in Accordance with Government Auditing Standards
 - ✓ **No significant deficiencies noted**
 - ✓ **No material weaknesses noted**
 - ✓ **No instances of material noncompliance noted**
- We have issued the Independent Auditor's Report on Compliance for Each Major Program and Report on Internal Control Over Compliance Required by the Uniform Guidance
 - ✓ **Unmodified (Clean) Opinion**
 - ✓ **No findings noted**



Auditor Communications

for the year ended August 31, 2024



Auditor Communications

Professional standards require us to communicate to you all material, corrected misstatements that were brought to the attention of management as a result of our audit procedures.

There were no significant audit adjustments made as a result of our audit procedures

There was only one passed adjustment which was determined to be immaterial that is further described in our Governance Communication letter.

The following is the most significant estimate embodied in the District's financial statements. Management's estimate was found to be reasonable based on our evaluation of key factors and assumptions used to develop the estimate:

- ▶ Estimate for State Foundation revenue

ADDITIONAL ISSUES

- » No material errors, irregularities or illegal acts noted
- » No transactions entered into by the District during the year for which there is a lack of authoritative guidance or consensus
- » No difficulties or disagreements arose during the course of our audit
- » No independence issues noted
- » No consultations or request for a second opinion from other accountants
- » District implemented no new accounting standards which had a substantial effect on its financial statements during fiscal year 2024.

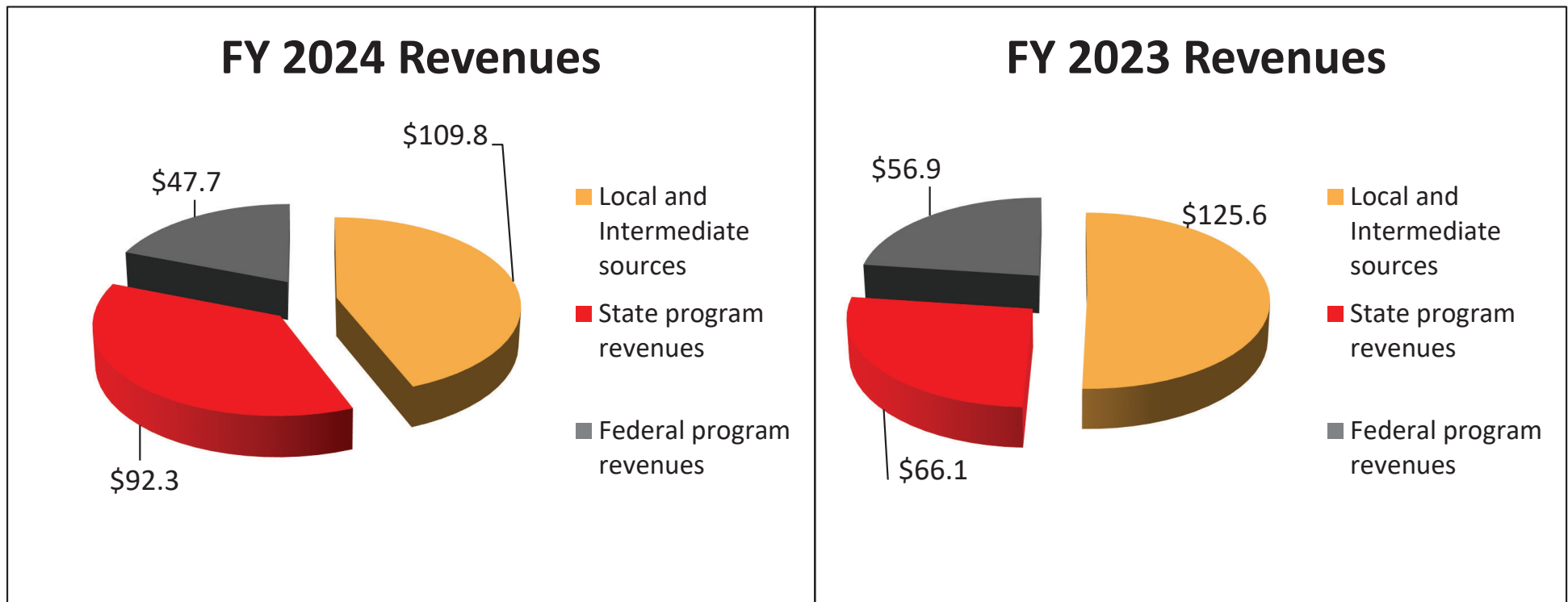


Financial Highlights

Financial Highlights

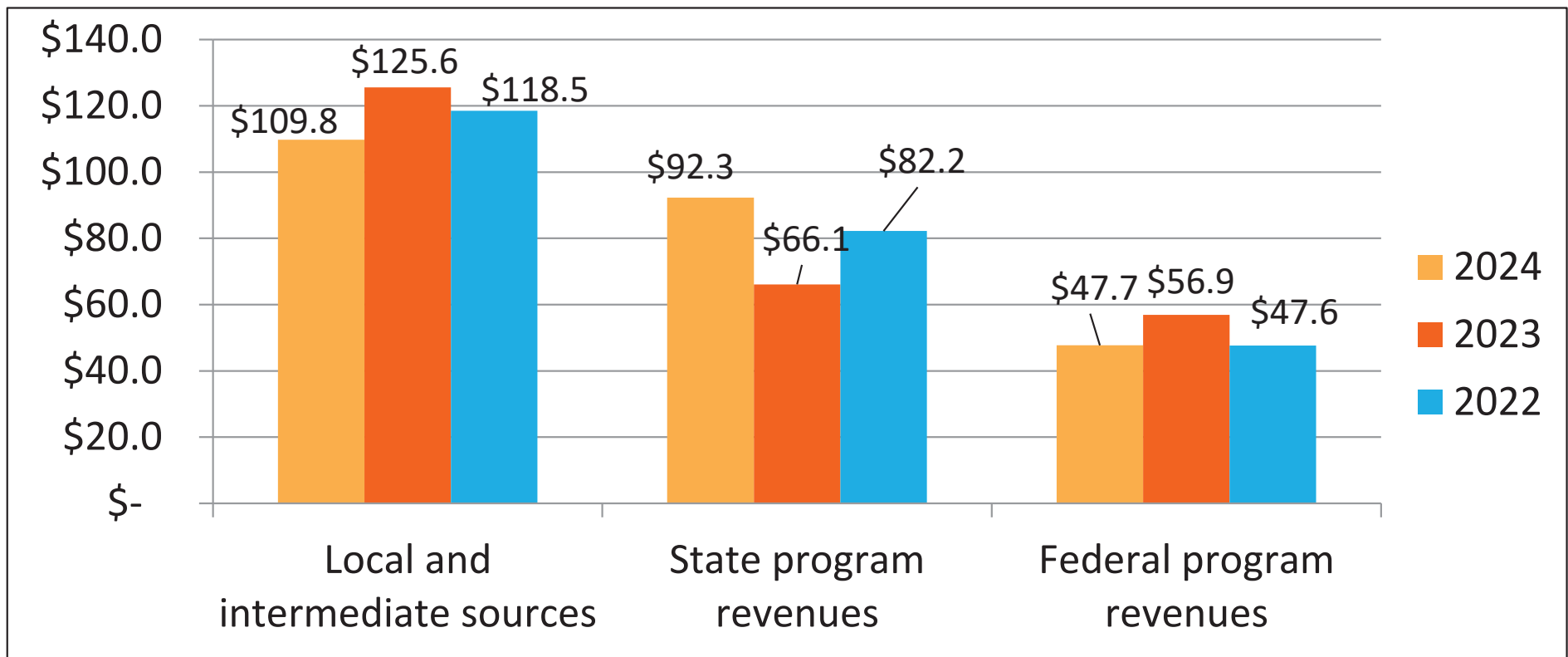
Comparison of Revenues by Source

Governmental Funds Revenues for the FY 2023 totaled \$249.8 million, a \$1.2 million or 0.1% increase. Local revenues decreased \$15.8 million, federal revenues decreased \$9.2 million, and state revenues increased \$26.2 million.



Financial Highlights

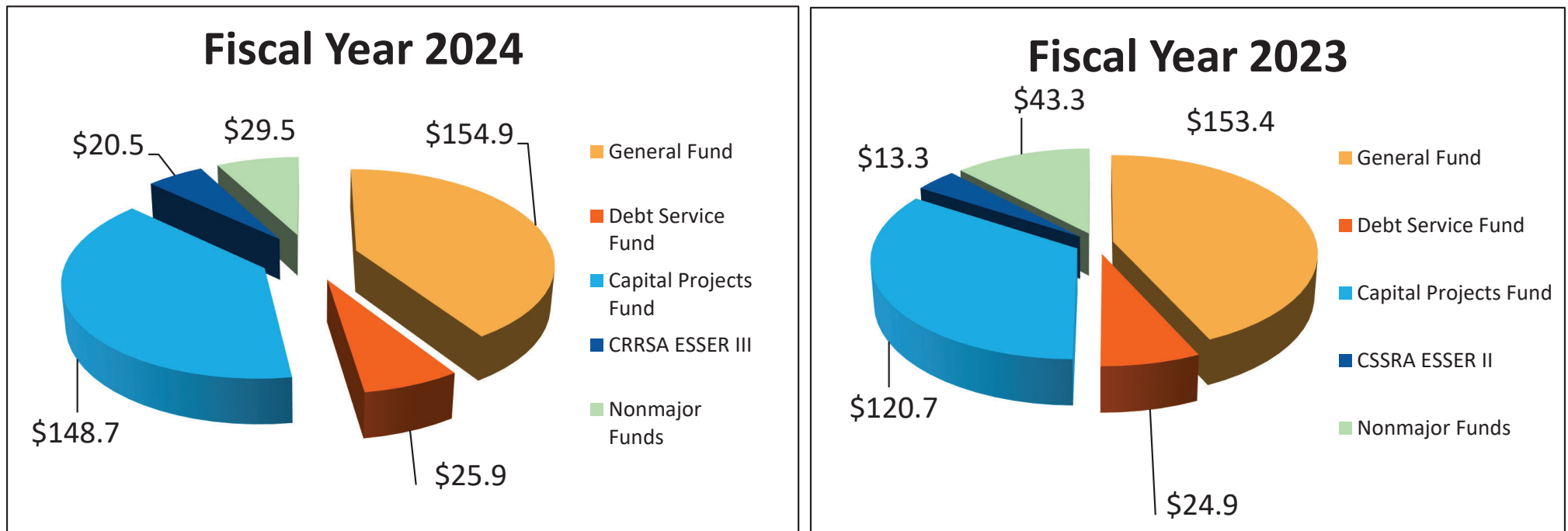
Comparison of Governmental Funds Revenues by Source



(3-year comparison in millions of dollars)

Financial Highlights

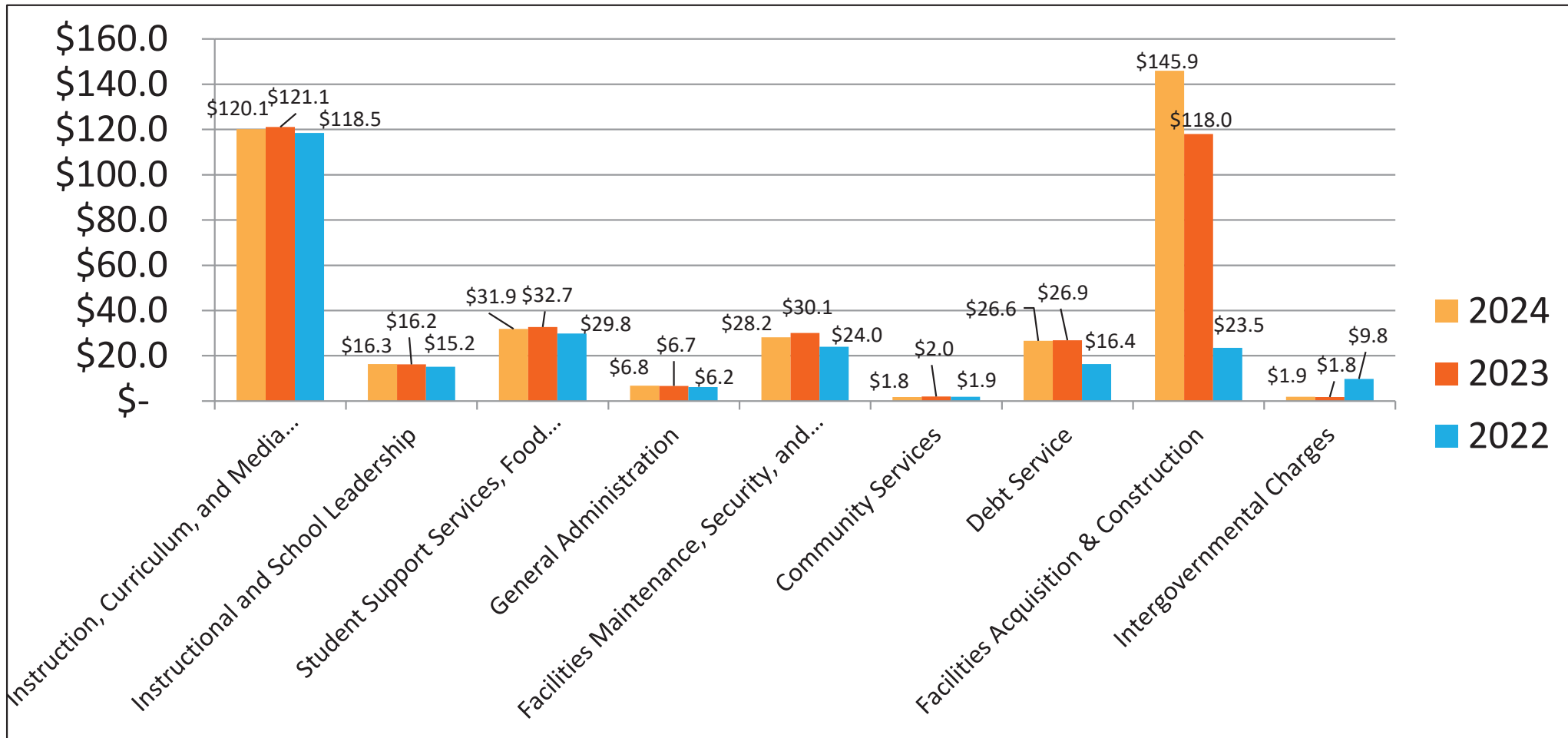
Comparison of Governmental Expenditures by Fund (In millions of dollars)



Governmental Funds Expenditures for FY2024 totaled \$379.5M, a \$23.9M or 6.7% increase. The increase is primarily attributed to a \$27.9M increase in facilities acquisition and construction.

Financial Highlights

Comparison of Governmental Funds Expenditures *



*(3-year comparison in millions of dollars)

Financial Highlights

Fund Balances

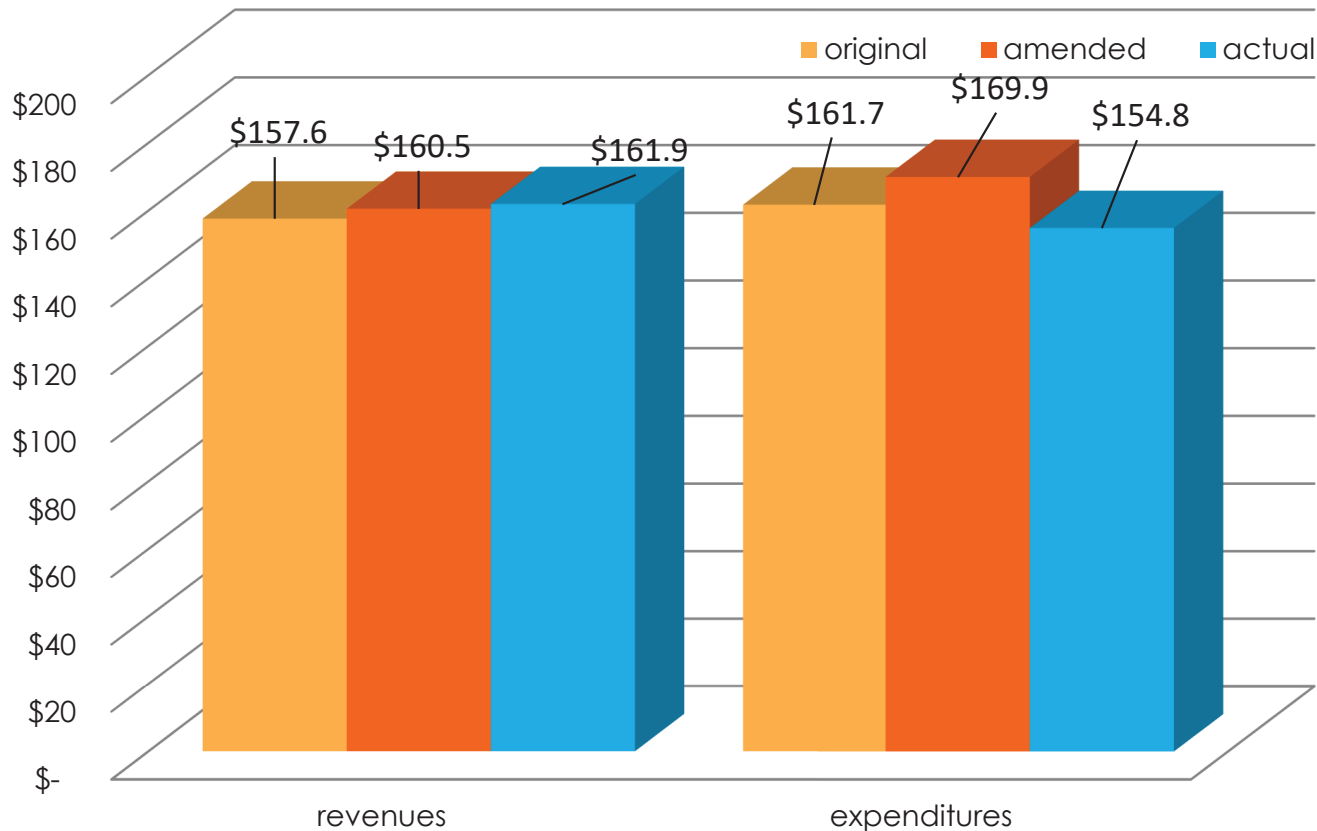
Governmental Funds' Fund Balances

The District's governmental funds reported a combined ending fund balance of \$188.7 million as of August 31, 2024 as follows:

- Overall, Governmental Funds' fund balance decreased by \$129.0 million primarily due current year spending on capital projects that were funded by bonds issued in the previous fiscal year.
- Unassigned fund balance in the General Fund (\$60.9M) represents 39.3% of General Fund expenditures.

General Fund Budget vs Actual

General Fund Budget and Actual – in \$ millions



Overall, favorable budgetary variance of \$16.7 million:

- Revenues were over budget by \$1.4 million.
- Expenditures were \$15.1 million below¹⁵⁵ budget.
- Net other financing sources were \$0.2 million more than budget.

We appreciate the opportunity to work with **Waco ISD** and look forward to our continued relationship.



DISCUSSION

Contact us:

John DeBurro, CPA

Partner, Assurance Services

Direct: (713) 297.6930

Email: john.deburro@weaver.com

Steven Smith, CPA

Manager, Assurance Services

Direct: (832) 320.3298

Email: steven.smith@weaver.com

Waco Independent School District

Board Meeting

January 23, 2025



Overview

- Introductions
- Audit Process
- Audit Results
- Auditor Communications
- Financial Highlights

Introductions



John DeBurro, CPA

Partner,
Assurance Services

- ✓ 25+ years of public accounting experience
- ✓ Dedicated to serving public sector clients
- ✓ GFOA Special Review Committee Member

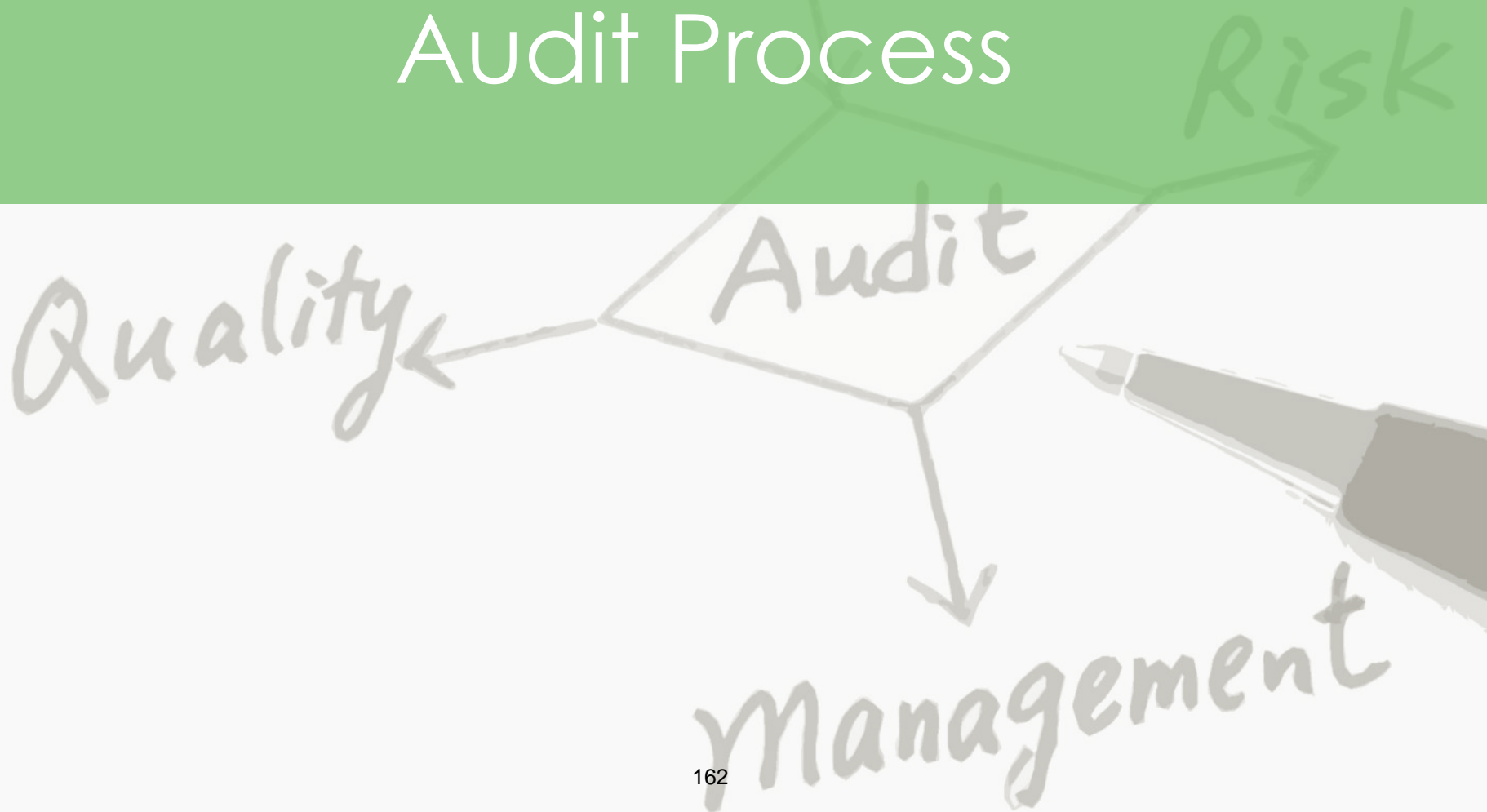
Steven Smith, CPA

Manager,
Assurance Services

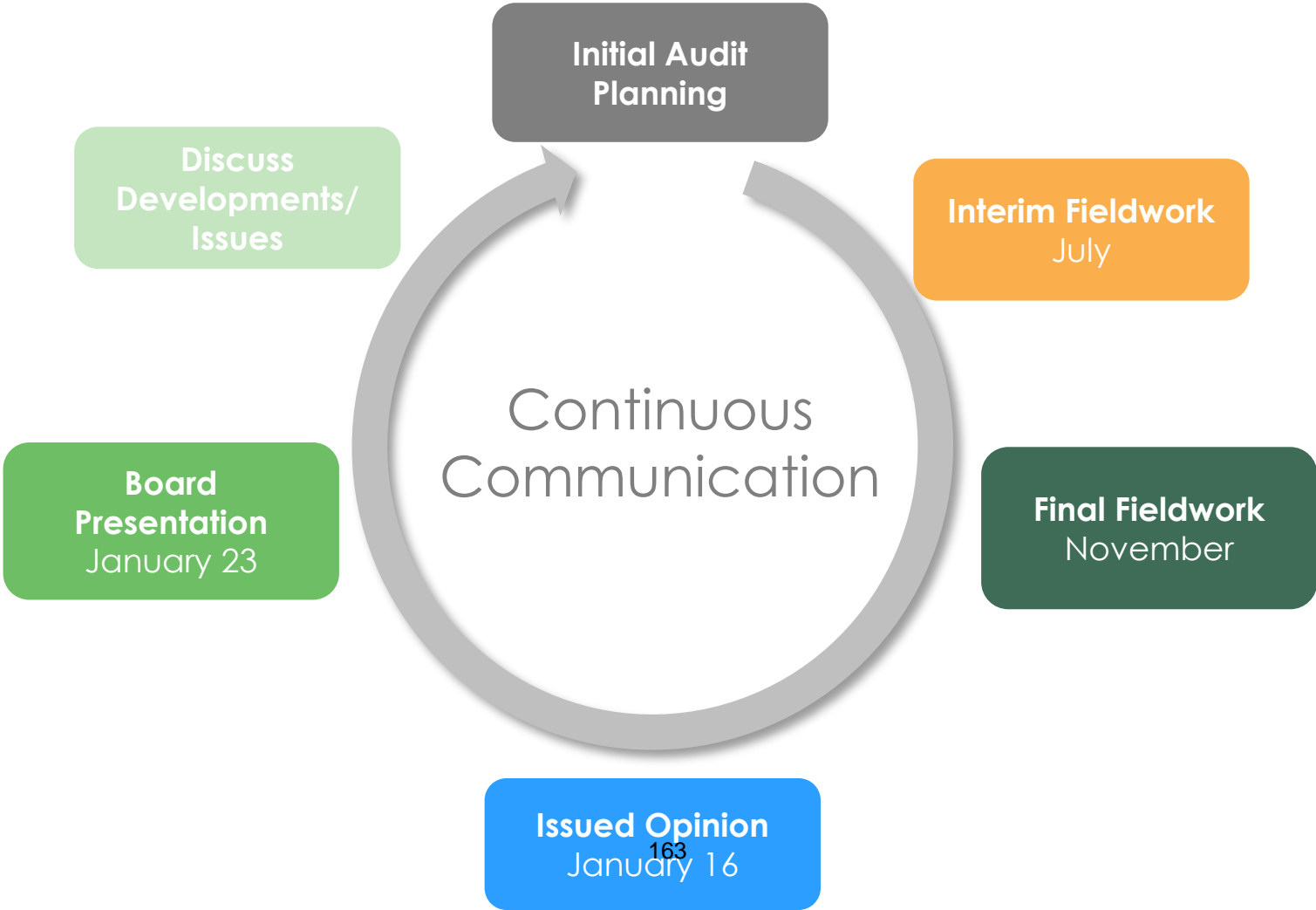
- ✓ 9 years of public accounting experience
- ✓ Dedicated to serving public sector clients

Available Throughout the ¹⁶¹Year to Discuss Issues

Audit Process



Engagement Timeline



Audit Process

- **Audit Standards** — Performed the audit in accordance with *Generally Accepted Auditing Standards (GAAS)* and *Generally Accepted Government Auditing Standards (GAGAS)*
- **Single Audit** — Performed the single audit of federal awards in accordance with the *Uniform Administrative Requirements, Cost Principles, and Audit Requirements for Federal Awards (Uniform Guidance)*
- **Compliance** — Performed tests of the District's compliance with certain provisions of laws, regulations, contracts and grant agreements, including items such as compliance with procurement PFIA and TEA State Compliance requirements.

Audit Process

➤ **Risk-based approach** focused on significant risks including:

- Improper revenue recognition – State funding
- Misappropriation of cash through improper or unauthorized expenditures

These risks were addressed by walking through controls in the respective areas

Significant areas tested include:

- Federal and state grant revenues and expenditures and compliance with related grant requirements
- State Foundation School Program revenue and related estimates
- Construction projects, purchasing and bid requirements
- Payables, accrued liabilities, and expenditures

Audit Process

- **Walkthroughs** of accounting controls over significant transaction cycles
- **Performed tests of internal controls over compliance as well as tests of compliance related to major federal financial assistance programs.** (2 Major Program: Title I, Child Nutrition Cluster)
- **Compliance testing:**
 - Public Funds Investment Act
 - TEA State Compliance requirements

Audit Process

- **Capital Projects/Construction testing**
- **Bid/Procurement testing**
- **Tests of controls over:**
 - Cash disbursements
 - Payroll
- **Substantive testing of account balances** using a combination of vouching of material transactions, sampling, and analytical procedures

Audit Results

Audit Results

- We have issued the Independent Auditor's Report on the financial statements
 - ✓ **Unmodified (Clean) Opinion**
- We have issued the Independent Auditor's Report on Internal Control over Financial Reporting and on Compliance and Other Matters Based on an Audit of Financial Statements Performed in Accordance with Government Auditing Standards
 - ✓ **No significant deficiencies noted**
 - ✓ **No material weaknesses noted**
 - ✓ **No instances of material noncompliance noted**
- We have issued the Independent Auditor's Report on Compliance for Each Major Program and Report on Internal Control Over Compliance Required by the Uniform Guidance
 - ✓ **Unmodified (Clean) Opinion**
 - ✓ **No findings noted**



Auditor Communications

for the year ended August 31, 2024

Auditor Communications

Professional standards require us to communicate to you all material, corrected misstatements that were brought to the attention of management as a result of our audit procedures.

There were no **significant audit adjustments made as a result of our audit procedures**

There was only one passed adjustment which was determined to be immaterial that is further described in our Governance Communication letter.

The following is the most significant estimate embodied in the District's financial statements. Management's estimate was found to be reasonable based on our evaluation of key factors and assumptions used to develop the estimate:

- ▶ Estimate for State Foundation revenue

ADDITIONAL ISSUES

- » No material errors, irregularities or illegal acts noted
- » No transactions entered into by the District during the year for which there is a lack of authoritative guidance or consensus
- » No difficulties or disagreements arose during the course of our audit
- » No independence issues noted
- » No consultations or request for a second opinion from other accountants
- » District implemented no new accounting standards which had a substantial effect on its financial statements during fiscal year 2024.



Financial Highlights

173

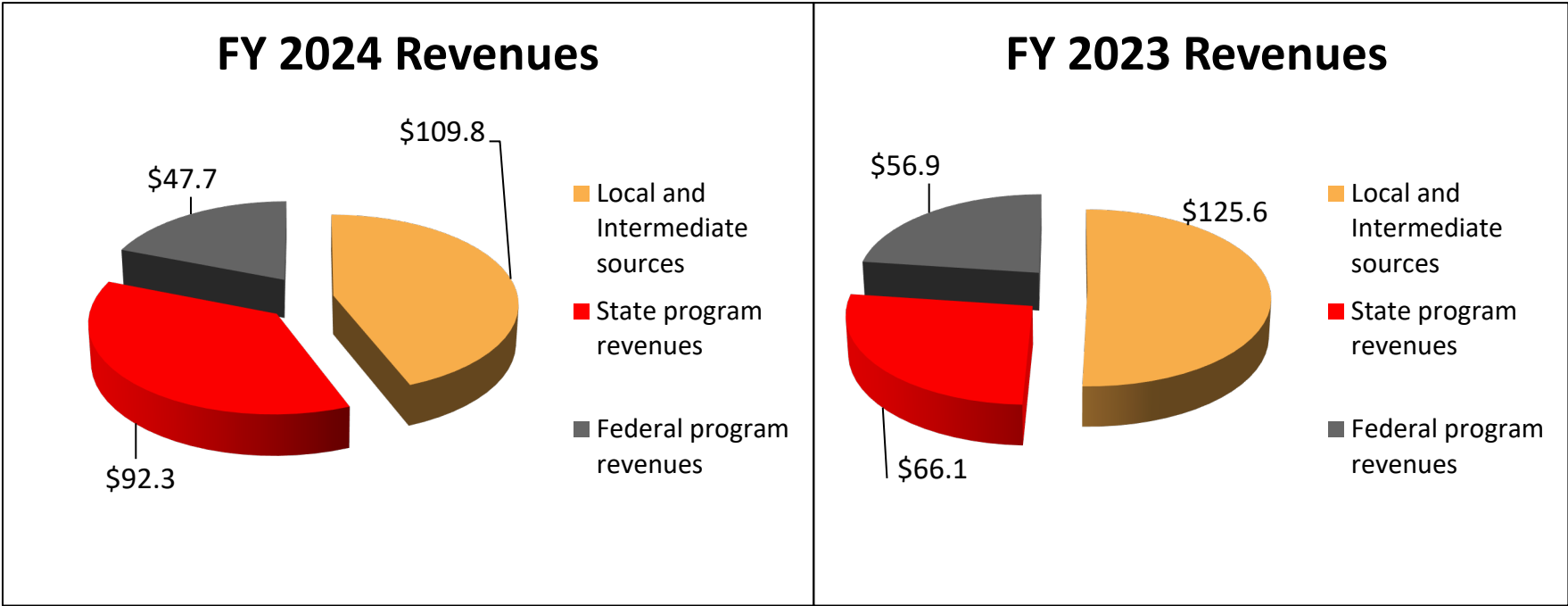
Weaver**Views**

Financial Highlights



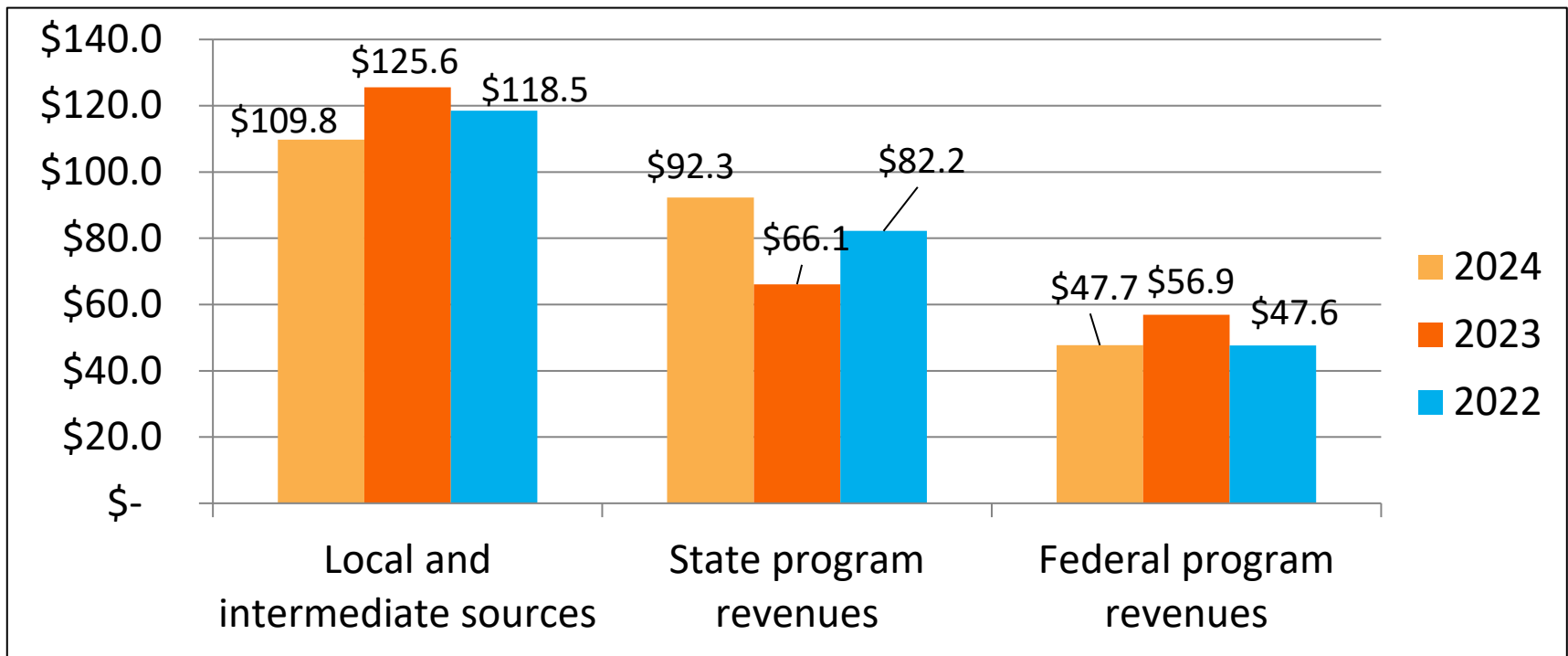
Comparison of Revenues by Source

Governmental Funds Revenues for the FY 2023 totaled \$249.8 million, a \$1.2 million or 0.1% increase. Local revenues decreased \$15.8 million, federal revenues decreased \$9.2 million, and state revenues increased \$26.2 million.



Financial Highlights

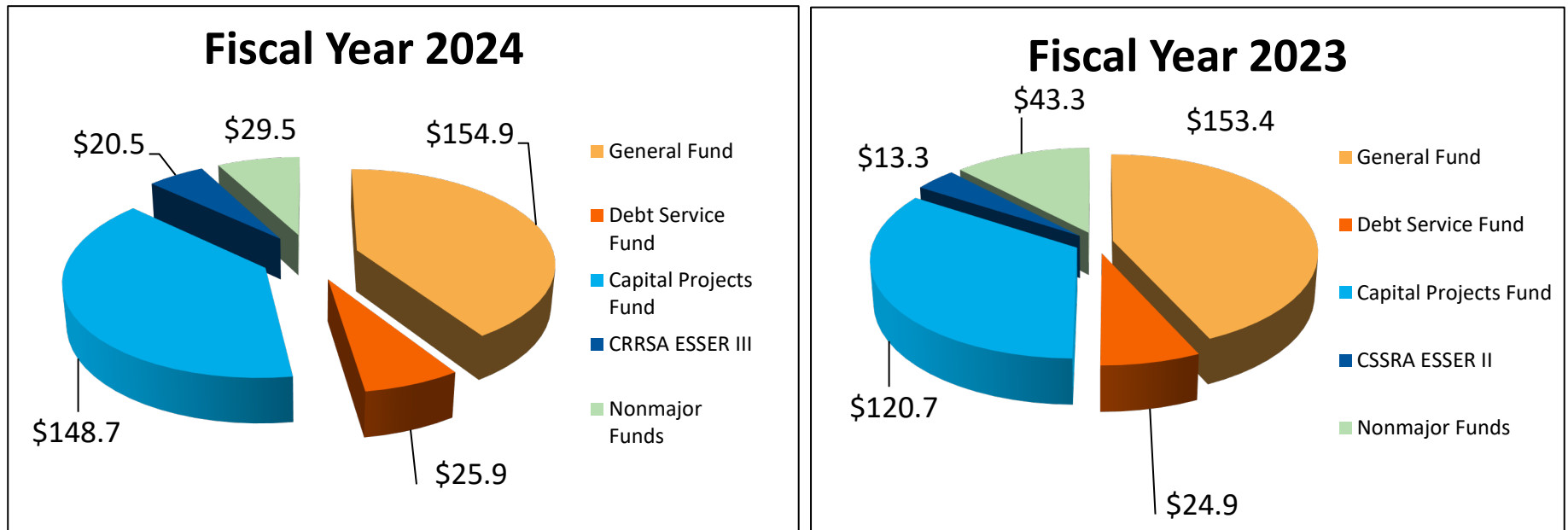
Comparison of Governmental Funds Revenues by Source



(3-year comparison in millions of dollars)

Financial Highlights

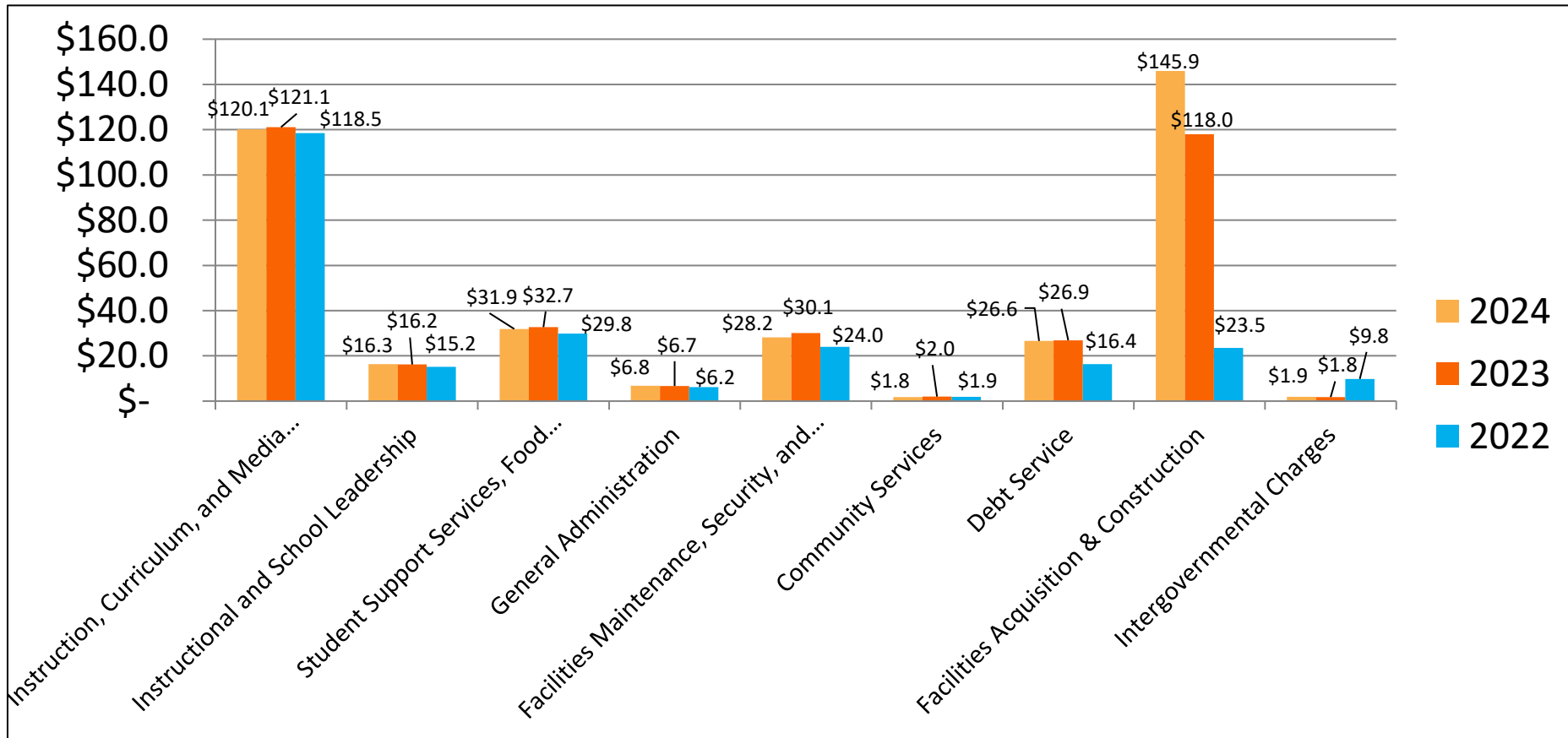
Comparison of Governmental Expenditures by Fund (In millions of dollars)



Governmental Funds Expenditures for FY2024 totaled \$379.5M, a \$23.9M or 6.7% increase. The increase is primarily attributed to a \$27.9M increase in facilities acquisition and construction.

Financial Highlights

Comparison of Governmental Funds Expenditures *



177

*(3-year comparison in millions of dollars)

Financial Highlights

Fund Balances

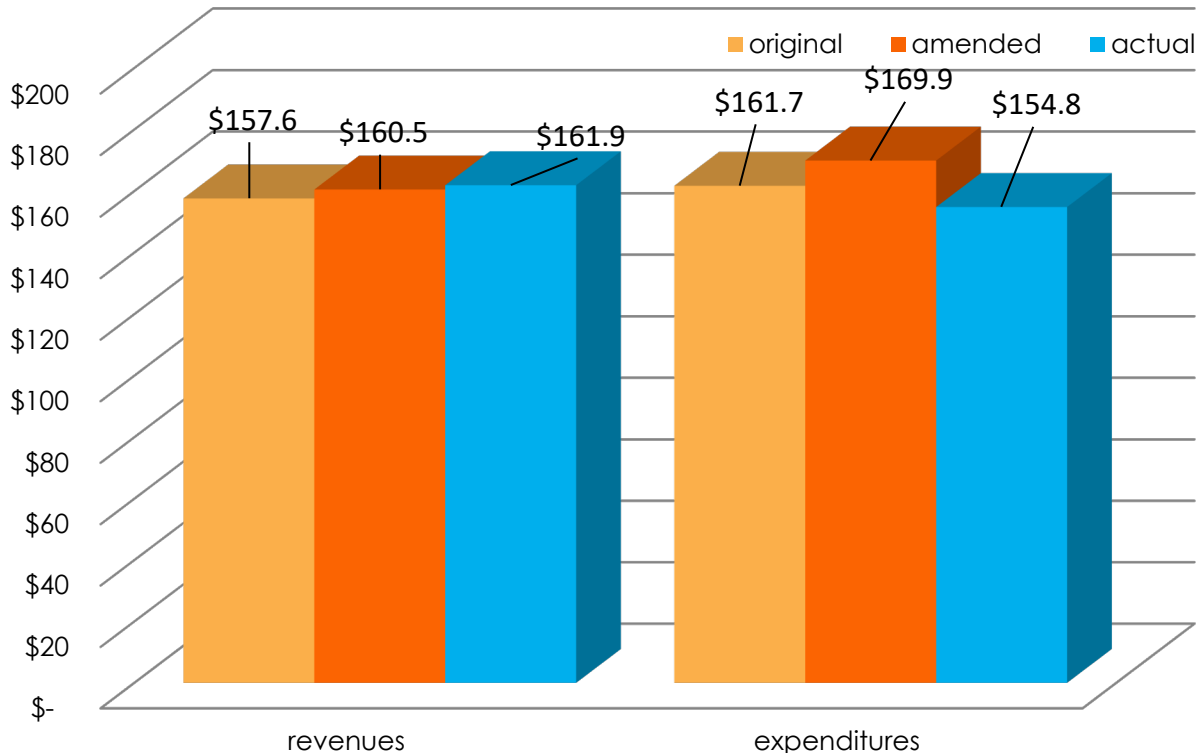
Governmental Funds' Fund Balances

The District's governmental funds reported a combined ending fund balance of \$188.7 million as of August 31, 2024 as follows:

- Overall, Governmental Funds' fund balance decreased by \$129.0 million primarily due current year spending on capital projects that were funded by bonds issued in the previous fiscal year.
- Unassigned fund balance in the General Fund (\$60.9M) represents 39.3% of General Fund expenditures.

General Fund Budget vs Actual

General Fund Budget and Actual – in \$ millions



Overall, favorable budgetary variance of \$16.7 million:

- Revenues were over budget by \$1.4 million.
- Expenditures were \$15.1 million below budget.
- Net other financing sources were \$0.2 million more than budget.

We appreciate the opportunity to work with **Waco ISD** and look forward to our continued relationship.



DISCUSSION

Contact us:

John DeBurro, CPA

Partner, Assurance Services

Direct: (713) 297.6930

Email: john.deburro@weaver.com

Steven Smith, CPA

Manager, Assurance Services

Direct: (832) 320.3298

¹⁸Email: steven.smith@weaver.com

Waco Independent School District

Annual Financial Report

For the Fiscal Year Ended August 31, 2024

Waco Independent School District
 Annual Financial Report
 For the Fiscal Year Ended August 31, 2024
 Table of Contents

	Page	Exhibit
Certificate of the Board.....	3	
Financial Section		
Independent Auditor's Report	7	
Management's Discussion and Analysis.....	13	
Basic Financial Statements		
Government-wide Financial Statements		
Statement of Net Position.....	30	A-1
Statement of Activities.....	31	B-1
Fund Financial Statements		
Balance Sheet – Governmental Funds.....	32	C-1
Reconciliation of the Governmental Funds Balance Sheet to the Statement of Net Position	35	C-1R
Statement of Revenues, Expenditures, and Changes in Fund Balances – Governmental Funds	36	C-2
Reconciliation of the Statement of Revenues, Expenditures, and Changes in Fund Balances of Governmental Funds to the Statement of Activities	38	C-3
Statement of Net Position – Proprietary Funds.....	39	D-1
Statement of Revenues, Expenses, and Changes in Net Position – Proprietary Funds.....	40	D-2
Statement of Cash Flows – Proprietary Funds.....	41	D-3
Statement of Fiduciary Net Position – Fiduciary Fund.....	42	E-1
Statement of Changes in Fiduciary Net Position – Fiduciary Fund.....	43	E-2
Notes to the Financial Statements.....	45	
Required Supplementary Information		
Schedule of Revenues, Expenditures, and Changes in Fund Balance – Budget and Actual – General Fund	86	G-1
Schedule of the District's Proportionate Share of the Net Pension Liability of a Cost-Sharing Multiple-Employer Pension Plan Teacher Retirement System of Texas	87	G-2
Schedule of the District's Contributions to the Teacher Retirement System of Texas Pension Plan.....	88	G-3
Schedule of the District's Proportionate Share of the Net OPEB Liability of a Cost-Sharing Multiple-Employer OPEB Plan Teacher Retirement System of Texas	89	G-4
Schedule of the District's Contributions to the Teacher Retirement System of Texas OPEB Plan	90	G-5
Notes to the Required Supplementary Information	91	

Waco Independent School District
 Annual Financial Report
 For the Fiscal Year Ended August 31, 2024
 Table of Contents - Continued

	Page	Exhibit
Supplementary Information		
Combining and Individual Funds Financial Statements		
Combining Balance Sheet – Nonmajor Governmental Funds – Special Revenue Funds	100	H-1
Combining Statement of Revenues, Expenditures, and Changes in Fund Balances – Nonmajor Governmental Funds – Special Revenue Funds.....	106	H-2
Compliance Schedules		
Schedule of Delinquent Taxes Receivable	112	J-1
Schedule of Revenues, Expenditures, and Changes in Fund Balance – Budget and Actual – National School Breakfast and Lunch Program.....	114	J-2
Schedule of Revenues, Expenditures, and Changes in Fund Balance – Budget and Actual – Debt Service Fund	115	J-3
Use of Funds Report – Select State Allotment	116	J-4
 Statistical Section		
	Page	Table
Financial Trends		
Net Position by Component – Last Ten Fiscal Years	120	1
Changes in Net Position – Last Ten Fiscal Years	122	2
Fund Balances of Governmental Funds – Last Ten Fiscal Years.....	126	3
Changes in Fund Balances – Governmental Funds – Last Ten Fiscal Years.....	128	4
Governmental Funds Revenue by Source.....	130	5
 Revenue Capacity		
Assessed Value and Estimated Actual Value of Taxable Property – Last Ten Fiscal Years.....	132	6
Property Tax Rates – Direct and Overlapping Governments – Last Ten Fiscal Years.....	134	7
Principal Property Taxpayers – Current Year and Nine Years Ago	137	8
Property Tax Levies and Collections – Last Ten Fiscal Years	138	9
 Debt Capacity		
Outstanding Debt by Type – Last Ten Fiscal Years.....	140	10
Ratios of Net General Obligation Bonded Debt Outstanding – Last Ten Fiscal Years.....	141	11
Direct and Overlapping Governmental Activities Debt	143	12
 Demographic and Economic Information		
Demographic and Economic Statistics – Last Ten Fiscal Years.....	144	13
Principal Employers – Current and Nine Years Ago.....	146	14
 Operating Information		
Full-time Equivalent District Employees by Position – Last Ten Fiscal Years	147	15
Operating Statistics – Last Ten Fiscal Years	148	16
Teacher Base Salaries – Last Ten Fiscal Years	151	17
School Building Information – Last Ten Fiscal Years	152	18

Waco Independent School District
 Annual Financial Report
 For the Fiscal Year Ended August 31, 2024
 Table of Contents - Continued

	Page	Exhibit
Overall Compliance, Internal Control Section and Federal Awards		
Independent Auditor's Report on Internal Control over Financial Reporting and on Compliance and Other Matters Based on an Audit of Financial Statements Performed in Accordance with Government Auditing Standards	159	
Independent Auditor's Report on Compliance for Each Major Federal Program and Report on Internal Control over Compliance Required by Uniform Guidance	161	
Schedule of Findings and Questioned Costs	164	
Summary Schedule of Prior Audit Findings ..	165	
Schedule of Expenditures of Federal Awards	166	K-1
Notes to Schedule of Expenditures of Federal Awards	169	
Other Information		
Schedule of Required Responses to Selected School FIRST Indicators (Unaudited)	170	L-1

This Page Intentionally Left Blank

Introductory Section

This Page Intentionally Left Blank

Certificate of the Board

Waco Independent School District

Name of School District

McLennan

County

161-914

Co.-Dist Number

We, the undersigned, certify that the attached annual financial reports of the above named school district were reviewed and _____ approved _____ disapproved for the fiscal year ended August 31, 2024 at a meeting of the Board of Trustees of such school district on the 23rd day of January, 2025.

Signature of Board Secretary

Signature of Board President

If the Board of Trustees disapproved the auditor's report, the reason(s) for disapproving it is/are (attach list as necessary):

This Page Intentionally Left Blank

Financial Section

This Page Intentionally Left Blank

Independent Auditor's Report

To the Board of Trustees of
Waco Independent School District
Waco, Texas

Report on the Audit of the Financial Statements

Opinions

We have audited the financial statements of the governmental activities, each major fund, and the aggregate remaining fund information of Waco Independent School District (the District), as of and for the year ended August 31, 2024, and the related notes to the basic financial statements, which collectively comprise the District's basic financial statements as listed in the table of contents.

In our opinion, the accompanying financial statements referred to above present fairly, in all material respects, the respective financial position of the governmental activities, each major fund, and the aggregate remaining fund information of the District, as of August 31, 2024, and the respective changes in financial position and, where applicable, cash flows thereof for the year then ended in accordance with accounting principles generally accepted in the United States of America.

Basis for Opinions

We conducted our audit in accordance with auditing standards generally accepted in the United States of America (GAAS) and the standards applicable to financial audits contained in *Government Auditing Standards*, issued by the Comptroller General of the United States. Our responsibilities under those standards are further described in the Auditor's Responsibilities for the Audit of the Financial Statements section of our report. We are required to be independent of the District and to meet our other ethical responsibilities, in accordance with the relevant ethical requirements relating to our audit. We believe that the audit evidence we have obtained is sufficient and appropriate to provide a basis for our audit opinions.

Responsibilities of Management for the Financial Statements

The District's management is responsible for the preparation and fair presentation of the financial statements in accordance with accounting principles generally accepted in the United States of America, and for the design, implementation, and maintenance of internal control relevant to the preparation and fair presentation of financial statements that are free from material misstatement, whether due to fraud or error.

In preparing the financial statements, management is required to evaluate whether there are conditions or events, considered in the aggregate, that raise substantial doubt about the District's ability to continue as a going concern for twelve months beyond the financial statement date, including any currently known information that may raise substantial doubt shortly thereafter.

Auditor's Responsibilities for the Audit of the Financial Statements

Our objectives are to obtain reasonable assurance about whether the financial statements as a whole are free from material misstatement, whether due to fraud or error, and to issue an auditor's report that includes our opinions. Reasonable assurance is a high level of assurance but is not absolute assurance and therefore is not a guarantee that an audit conducted in accordance with GAAS and *Government Auditing Standards* will always detect a material misstatement when it exists. The risk of not detecting a material misstatement resulting from fraud is higher than for one resulting from error, as fraud may involve collusion, forgery, intentional omissions, misrepresentations, or the override of internal control. Misstatements are considered material if there is a substantial likelihood that, individually or in the aggregate, they would influence the judgment made by a reasonable user based on the financial statements.

In performing an audit in accordance with GAAS and *Government Auditing Standards*, we:

- Exercise professional judgment and maintain professional skepticism throughout the audit.
- Identify and assess the risks of material misstatement of the financial statements, whether due to fraud or error, and design and perform audit procedures responsive to those risks. Such procedures include examining, on a test basis, evidence regarding the amounts and disclosures in the financial statements.
- Obtain an understanding of internal control relevant to the audit in order to design audit procedures that are appropriate in the circumstances, but not for the purpose of expressing an opinion on the effectiveness of the District's internal control. Accordingly, no such opinion is expressed.
- Evaluate the appropriateness of accounting policies used and the reasonableness of significant accounting estimates made by management, as well as evaluate the overall presentation of the financial statements.
- Conclude whether, in our judgment, there are conditions or events, considered in the aggregate, that raise substantial doubt about the District's ability to continue as a going concern for a reasonable period of time.

We are required to communicate with those charged with governance regarding, among other matters, the planned scope and timing of the audit, significant audit findings, and certain internal control-related matters that we identified during the audit.

Required Supplementary Information

Accounting principles generally accepted in the United States of America require that the Management's Discussion and Analysis and the Required Supplementary Information, as listed in the table of contents, be presented to supplement the basic financial statements. Such information is the responsibility of management and, although not a part of the basic financial statements, is required by the Governmental Accounting Standards Board who considers it to be an essential part of financial reporting for placing the basic financial statements in an appropriate operational, economic, or historical context. We have applied certain limited procedures to the required supplementary information in accordance with generally accepted auditing standards, which consisted of inquiries of management about the methods of preparing the information and comparing the information for consistency with management's responses to our inquiries, the basic financial statements, and other knowledge we obtained during our audit of the basic financial statements. We do not express an opinion or provide any assurance on the information because the limited procedures do not provide us with sufficient evidence to express an opinion or provide any assurance.

Supplementary Information

Our audit was conducted for the purpose of forming opinions on the financial statements that collectively comprise the District's basic financial statements. The Supplementary Information, as listed in the table of contents, and Schedule of Expenditures of Federal Awards, as required by Title 2 U.S. Code of Federal Regulations, Part 200, *Uniform Administrative Requirements, Cost Principles, and Audit Requirements for Federal Awards* (Uniform Guidance) are presented for purposes of additional analysis and are not a required part of the basic financial statements.

The Supplementary Information and Schedule of Expenditures of Federal Awards are the responsibility of management and were derived from and relate directly to the underlying accounting and other records used to prepare the basic financial statements. Such information has been subjected to the auditing procedures applied in the audit of the basic financial statements and certain additional procedures, including comparing and reconciling such information directly to the underlying accounting and other records used to prepare the basic financial statements or to the basic financial statements themselves, and other additional procedures in accordance with auditing standards generally accepted in the United States of America. In our opinion, the Supplementary Information and Schedule of Expenditures of Federal Awards are fairly stated, in all material respects, in relation to the basic financial statements as a whole.

Other Information Included in the Annual Financial Report

Management is responsible for the other information included in the Annual Financial Report. The other information comprises the Statistical Section and the School FIRST Questionnaire but does not include the financial statements and our auditor's report thereon. Our opinions on the financial statements do not cover the other information, and we do not express an opinion or any form of assurance thereon. In connection with our audit of the financial statements, our responsibility is to read the other information and consider whether a material inconsistency exists between the other information and the financial statements, or the other information otherwise appears to be materially misstated. If, based on the work performed, we conclude that an uncorrected material misstatement of the other information exists, we are required to describe it in our report.

Other Reporting Required by Government Auditing Standards

In accordance with *Government Auditing Standards*, we have also issued our report dated January 16, 2025, on our consideration of the District's internal control over financial reporting and on our tests of its compliance with certain provisions of laws, regulations, contracts, and grant agreements and other matters. The purpose of that report is solely to describe the scope of our testing of internal control over financial reporting and compliance and the results of that testing, and not to provide an opinion on the effectiveness of internal control over financial reporting or on compliance. That report is an integral part of an audit performed in accordance with *Government Auditing Standards* in considering the District's internal control over financial reporting and compliance.

Weaver and Tidwell, L.L.P.

WEAVER AND TIDWELL, L.L.P

The Woodlands, Texas
January 16, 2025

This Page Intentionally Left Blank

Management's Discussion and Analysis

This Page Intentionally Left Blank

Management's Discussion and Analysis

As management of the Waco Independent School District (the "District"), we offer readers of the financial statements this narrative overview of the financial activities of the District for the fiscal year ended August 31, 2024. This section of the financial report is intended to:

- Provide a concise overview of the District's financial activity comparing current year to prior year and identifying specific economic factors contributing to changes;
- Assist users of the financial statements in understanding the relationship of the results reported in the government-wide financial statements related to governmental activities and the results reported in the governmental funds financial statements;
- Help the reader focus on the District's financial condition as a whole, describing currently known facts, decisions, or conditions expected to impact the District's financial condition and the availability of fund resources for future years; and
- Identify significant variances between the adopted budget, final budget, and actual expenditures, discussing the impact of these variances on future liquidity.

We encourage readers to consider the information presented in this section in conjunction with the independent auditors' reports and the basic financial statements, including the notes to the financial statements. The information contained in these three sections of the report complement each other.

Financial Highlights

The following highlight changes in the District's financial position at August 31, 2024:

- On a government-wide basis, assets and deferred outflows of resources exceeded liabilities and deferred inflows of resources by \$61.3 million.
- The District's governmental funds financial statements reported combined ending fund balances of \$188.7 million, a decrease of \$129.0 million over the prior year. The decrease is primarily due to spending on bond projects.
- The District's general fund had an ending fund balance of \$65.1 million, of which \$60.9 million is unassigned and available for the purposes for which these funds are collected. The unassigned amount represents 39.3% of its annual operating expenditures. The total fund balance increased by \$7.2 million from the prior year with the unassigned fund balance increasing by \$11.2 million.
- Fund balances restricted for debt service decreased by \$1.1 million to \$4.0 million.
- Fund balances restricted for capital acquisitions and contractual obligations decreased by \$136.9 million to \$111.2 million.

Overview of the Financial Statements

This discussion and analysis serves as an overview of the financial statements. The basic financial statements consist of three components: the government-wide financial statements, the fund financial statements, and the related notes to the financial statements. The notes to the financial statement explain some of the information included in the statements and provide additional detail. The report also contains supplementary information in addition to the basic financial statements, including schedules required by the District's oversight agency, the Texas Education Agency (TEA). The statistical section of the report provides additional financial and statistical data, including data about financial trends that may better inform the reader about the District's activities. These components are illustrated below.

Annual Financial Report	Management's Discussion and Analysis			
	Government-Wide Financial Statements	Fund Financial Statements		
	Statement of Net Position	Governmental Funds Balance Sheet	Proprietary Funds Statement of Net Position	Fiduciary Funds Statement of Net Position
	Statement of Activities	Statement of Revenues, Expenditures, and Changes in Fund Balances	Statement of Revenues, Expenses, and Changes in Fund Net Position Statement of Cash Flows	Statement of Changes in Net Position
	Notes to the Financial Statements			
	Required Supplementary Information and Supplemental Schedules Required by the TEA			
	Statistical Section			

The basic financial statements include both government-wide and fund financial statements. These statements differ in scope, measurement focus, and basis of accounting, as well as in the information provided.

Government-wide Financial Statements

The government-wide financial statements are designed to provide readers with a broad overview of the District's financial position, in a manner similar to that of the private sector. The focus of the statements is on the activities of the District as a whole. These statements present a longer-term view of the District's property, debt obligations, and other financial matters.

The *Statement of Net Position* includes all the District's assets, deferred outflows of resources, liabilities and deferred inflows of resources at year-end, with the difference reported as *net position*. This statement consolidates current financial resources with capital assets and long-term obligations. Over time, increases or decreases in net position may serve as a useful indicator of whether the financial position of the District is improving or deteriorating. To fully assess the overall health of the District, non-financial factors need to be considered as well, such as changes in the District's average daily attendance, property tax base, and the condition of school buildings and other facilities.

The *Statement of Activities* details how the District's net position changed during the fiscal year. All changes in net position are reported as soon as the underlying event giving rise to the change occurs, regardless of the timing of related cash flows. Therefore, current year revenues and expenses are reported in this statement for some items that will only result in cash flows in future fiscal periods.

Revenues in the statement of activities are presented in three categories. The first two categories, those provided through user charges and those contributed by outside agencies through grants and contributions, indicate a cost-sharing of specific functional expenses. The third category includes general revenues such as those provided through property taxes or state formula grants. These revenues fund the general operations of the District.

Internal services are accounted for in a proprietary fund and are consolidated with governmental funds in the government-wide statements. The District utilizes an internal services fund to equitably allocate benefit costs to all governmental funds and functional cost centers. Governmental activities also include a blended component unit within the reporting entity. Fiduciary funds are not included in the government-wide statements.

Fund Financial Statements

The fund financial statements report operations in more detail than the government-wide statements by providing information about the District's most significant funds. A fund is a grouping of related accounts used to maintain control over resources that have been segregated for specific activities or objectives. The District utilizes fund accounting to ensure and demonstrate compliance with the finance-related legal requirements underlying each fund. Funds enable the District to keep track of specific sources of funding and related expenditures. Some funds are required by state law and/or other restrictions such as bond covenants. Others, management establishes to control and manage resources for particular purposes.

The focus of the governmental fund financial statements is on major funds, rather than fund types. Fund types can be divided into three categories: governmental funds, proprietary funds, and fiduciary funds.

- **Governmental funds** – Governmental funds are used to account for essentially the same functions reported as governmental activities in the government-wide financial statements. However, unlike the government-wide financial statements, governmental fund financial statements focus on how cash and other financial assets can readily be converted as available resources, as well as on the balances at the end of the fiscal year that are available for spending. Such information may be useful in determining what financial resources are available in the near future to finance the District's operations, supplying the basis for tax levies and the appropriations budget.

Because the focus of governmental funds is narrower than that of the government-wide financial statements, it is useful to compare the information presented for governmental funds with similar information presented for governmental activities in the government-wide financial statements to better understand the long-term impact of near-term financing decisions. Both the governmental funds balance sheet and the governmental funds statement of revenues, expenditures, and changes in fund balances provide a reconciliation to facilitate this comparison.

The District maintains numerous governmental funds, as needed, to ensure proper accountability. Information is presented separately in these governmental funds financial statements for the general fund, the debt service fund, the capital projects fund, and the American Rescue Plan (ARP) Elementary and Secondary School Emergency Relief (ESSER) III fund. The general fund, by definition, is always considered a major fund. For the fiscal year ended August 31, 2024, the capital projects fund is required to be reported as a major fund because the total assets, total liabilities and total expenditures of the fund are at least 10 percent of the corresponding category of all governmental funds. The ARP ESSER III fund is required to be reported as a major fund because the total liabilities of the fund are at least 10 percent of total liabilities of all governmental funds. The debt service fund is not required to be reported as a major fund quantitatively; however due to qualitative aspects, management has presented the fund as major. Data from the remaining governmental funds are combined into a single column, entitled "Nonmajor Funds". The nonmajor funds include other federal stimulus fund sources.

- **Proprietary funds** - Proprietary funds are used to account for operations that are financed similar to those found in the private sector. These funds provide both long and short-term financial information. There are two types of proprietary funds:
 - o *Enterprise funds* are used to account for business-type activities. The District does not utilize enterprise funds.
 - o *Internal services funds* are used to accumulate and allocate costs internally among various funds and functions. The District uses an internal service fund to report activities for its health insurance, workers' compensation, and unemployment programs. As internal service funds predominantly benefit governmental functions, they have been consolidated with governmental activities in the government-wide financial statements.

- **Fiduciary funds** - Fiduciary funds are used to account for resources held by the District in a fiduciary capacity or as an agent for the benefit of parties outside the government. Fiduciary funds are *not* reflected in the government-wide financial statements because the resources of those funds are not available to support operations. As fiduciary of these funds, the District is responsible for ensuring that the assets, reported in these funds, are used for their intended purposes. All fiduciary activities are reported in a separate statement of fiduciary net position and a statement of changes in fiduciary net position. The District utilizes fiduciary funds or custodial funds to account for scholarship funds and activities of student groups.

The notes to the financial statements provide additional information that is essential to a complete understanding of the data provided in the government-wide and fund financial statements. The notes immediately follow the fund financial statements and are included for some supplementary schedules.

In addition to the basic financial statements and accompanying notes, this report also presents certain required supplementary information that further explains and supports the information in the financial statements. The Required Supplementary Information relates to general fund budgetary comparison information and required pension system and other postemployment benefits (OPEB) information.

The Supplementary Information section contains information for the purpose of additional analysis and is not a required part of the basic financial statements. This information includes combining and individual fund statements for nonmajor governmental funds and budget comparisons for funds required to be reported, which does not meet the criteria for Required Supplementary Information. This section also includes certain compliance schedules required by the Texas Education Agency.

Government-wide Financial Analysis

Presented in the following schedules are the summarized Statement of Net Position and Statement of changes in Net Position for both current and prior year data. The analysis focuses on the current year in comparison to prior year amounts on the net position and changes in net position of the District's governmental activities.

Net Position

With the implementation of GASB Statements No. 68 and No. 75, the District's net position may not serve as the most accurate indicator of the District's financial position. A better picture of the District's financial position may be gained from the Governmental Funds Balance Sheet. For the fiscal year ended August 31, 2024, the District's total assets and deferred outflows of resources exceeded total liabilities and deferred inflows of resources by \$61.3 million, an improvement of \$13.6 million from August 31, 2023.

The following summarizes changes in the statement of net position in comparison to last year:

Waco Independent School District's Net Position

	Governmental Activities					
	2024		2023		Increase (Decrease)	
	Amount	%	Amount	%	Amount	%
Current and other assets	\$ 236,207,452	34	\$ 377,554,301	55	\$ (141,346,849)	(37)
Capital assets, net of accumulated depreciation/amortization	450,528,757	66	314,897,564	45	135,631,193	43
Total assets	686,736,209	100	692,451,865	100	(5,715,656)	
Total deferred outflows of resources	48,670,426	100	50,869,248	100	(2,198,822)	(4)
Other liabilities	43,743,036	7	58,838,882	9	(15,095,846)	(26)
Long-term liabilities outstanding	581,776,605	93	580,616,317	91	1,160,288	-
Total liabilities	625,519,641	100	639,455,199	100	(13,935,558)	
Total deferred inflows of resources	48,623,926	100	56,233,197	100	(7,609,271)	(14)
Net position:						
Net investment in capital assets	98,514,208	161	94,019,141	198	4,495,067	5
Restricted	7,704,506	13	8,218,955	17	(514,449)	(6)
Unrestricted	(44,955,646)	(73)	(54,605,379)	(115)	9,649,733	(18)
Total net position	\$ 61,263,068	101	\$ 47,632,717	100	\$ 13,630,351	

A significant portion of the District's net position is reflected in its investment in capital assets, e.g., land, buildings, right-to-use leased assets, equipment, right-to-use subscription assets, and furniture, equipment and vehicles, less any outstanding related debt used to acquire the assets. Although the District's investment in its capital assets is reported net of related debt, it should be noted that the resources needed to repay this debt must be provided from other sources, since capital assets cannot be used to liquidate the liabilities. The District's net investment in capital assets increased \$4.5 million primarily due to the result of a decrease in bonds payable and premium.

Additionally, \$7.7 million of the net position represents resources subject to external restrictions on how they are used, specifically the National School Breakfast and Lunch program.

The unrestricted net position for governmental activities, the portion of net position that can be used to finance ongoing operations of the District without restrictions established by debt covenants, enabling legislation, or other legal requirements, amounted to a deficit of \$45.0 million at August 31, 2024, increasing \$9.6 million over the prior year. Unrestricted net position in the government-wide statements includes amounts shown as nonspendable, committed, or assigned in the fund statements.



Changes in Net Position

The following table provides a summary comparing the District's operations for the years ended August 31, 2024 and 2023. For the year ended August 31, 2024, governmental activities increased the District's net position by \$13.6 million.

Waco Independent School District Changes in Net Position

	2024		Governmental Activities		Increase (Decrease)	
	Amount	%	Amount	%	Amount	%
Revenue						
Program revenues:						
Charges for services	\$ 5,133,801	2	\$ 5,052,900	2	\$ 80,901	2
Operating grants and contributions	56,859,768	23	58,096,957	24	(1,237,189)	(2)
General revenues:						
Property taxes, levied for general purposes	64,942,568	27	78,929,807	32	(13,987,239)	(18)
Property taxes, levied for debt service	22,135,234	9	24,958,189	10	(2,822,955)	(11)
Grants and contributions not restricted to specific programs	80,937,302	33	60,299,553	25	20,637,749	34
Investment earnings	11,473,894	5	14,785,236	6	(3,311,342)	(22)
Gain on sale of capital asset	86,955	-	-	-	86,955	-
Miscellaneous	1,108,061	1	1,664,020	1	(555,959)	(33)
Total revenues	242,677,583	100	243,786,662	100	(1,109,079)	
Expenses						
Instruction	111,508,483	49	102,227,921	47	9,280,562	9
Instructional resources and media services	2,504,535	1	4,111,845	2	(1,607,310)	(39)
Curriculum and instructional staff development	9,225,688	4	9,551,185	4	(325,497)	(3)
Instructional leadership	5,141,423	2	4,881,118	2	260,305	5
School leadership	10,987,566	5	10,787,666	5	199,900	2
Guidance, counseling, and evaluation services	8,711,903	4	8,339,301	4	372,602	4
Social work services	1,001,581	-	1,134,187	1	(132,606)	(12)
Health services	1,618,002	1	1,565,714	1	52,288	3
Student transportation	4,519,635	2	3,484,565	2	1,035,070	30
Food services	11,395,848	5	10,547,421	5	848,427	8
Cocurricular/extracurricular activities	7,515,607	3	7,320,418	3	195,189	3
General administration	6,801,759	3	6,555,878	3	245,881	4
Plant maintenance and operations	20,020,705	9	18,905,416	9	1,115,289	6
Security and monitoring services	4,708,245	2	2,897,773	1	1,810,472	62
Data processing services	3,781,108	2	3,972,674	2	(191,566)	(5)
Community services	1,849,836	1	1,972,999	1	(123,163)	(6)
Interest on long-term debt	15,787,484	7	13,345,184	6	2,442,300	18
Issuance costs and fees	98,274	-	1,378,374	1	(1,280,100)	(93)
Facilities repair and maintenance	-	-	2,171,843	1	(2,171,843)	(100)
Payments to related shared service arrangements	374,951	-	381,097	-	(6,146)	(2)
Payments to juvenile justice alternative education programs	527,375	-	601,613	-	(74,238)	(12)
Payments to tax increment fund	133,786	-	2,454	-	131,332	5,352
Other intergovernmental charges	833,438	-	832,484	-	954	-
Total expenses	229,047,232	100	216,969,130	100	12,078,102	
Change in net position	13,630,351		26,817,532		(13,187,181)	
Net position - beginning	47,632,717		20,815,185		26,817,532	
Net position - ending	\$ 61,263,068		\$ 47,632,717		\$ 13,630,351	

Governmental Activities

Total revenues, as reflected in the District's governmental activities, decreased \$1.1 million for the fiscal year ended August 31, 2024. Total expenses for the fiscal year increased \$12.1 million.

Program revenues, in the form of charges for services and operating grants and contributions, are inadequate to support the cost of operations. Consequently, after all program-specific revenues are applied, general revenues must cover all remaining costs. Revenues are generated primarily from two sources: grants and contributions (both program and general revenues), totaling \$137.8 million or 56.0% of total revenues, and property taxes, totaling \$87.1 million or 36.0% of total revenues.

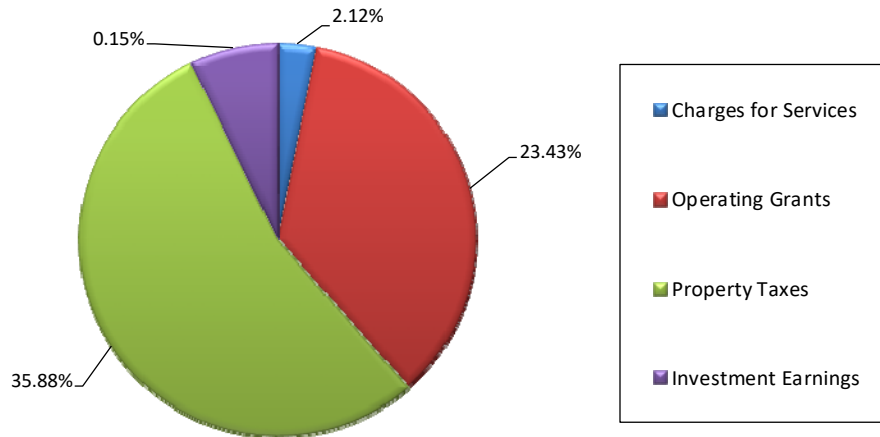
The District's largest single source of revenue comes from local property taxes. Property tax revenue decreased \$16.8 million from the prior year. Although certified assessed values increased \$1.6 billion or 13.70%, net taxable values increased only \$0.6 million or 7.4%. This was primarily due to the voter-approved increase in the homestead exemption from \$40,000 to \$100,000 that increased the exemptions value loss by \$717.6 million. Additionally, decisions on value appeals resulted in value losses totaling \$239.3 million and a reduction in the original levy of \$5.7 million. The continued compression, under state law, of the maintenance and operations tax rate reduced that rate by \$0.1765 to \$0.7664, per \$100 of taxable value. While debt service on issued bonds increased \$4.5 million, additional State Aid to hold the district harmless for the increased homestead exemption and an increase in the unencumbered fund balance resulted in a decrease in the interest and sinking rate of \$0.03678, a decrease in the overall tax rate of \$0.2133 or 17.2%.

State formula funding under the Foundation School Program and Available School Fund, totaling \$79.4 million, contributed 32.7% of the District's revenues with an increase of \$21.9 million from last year. Although, average daily attendance continued to decrease, 171 from 2022-2023, under state funding formulas, the loss in local revenue, due to the continued compression of the property tax rate and the increased homestead exemption, drives Foundation School Program revenues upwards to offset the loss.

Program-related grants and contributions totaled \$56.9 million. This decrease of \$1.2 million is due to the decrease in federal stimulus funds under Coronavirus Aid, Relief, and Economic Security Act (CARES Act) and Education Stabilization Fund (ESSER). ESSER continued to provide financial assistance through a number of programs, including afterschool care, school health supports, and the increased needs of children in special education and homeless children and youth. During the fiscal year ended August 31, 2024, the District expended \$23.2 million in federal stimulus funds.

The remaining 8.0% is generated from charges for services, investment earnings, and miscellaneous revenues. Investment earnings increased \$3.3 million due to favorable interest rates in fiscal year 2024.

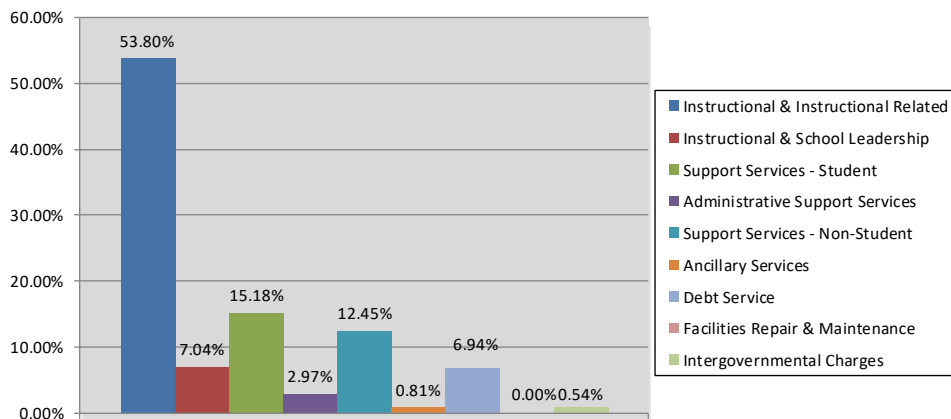
Figure A-1
Revenues by Source - Governmental Activities
For the Fiscal Year Ended August 31, 2024



The cost of all governmental activities totaled \$229.0 million increasing \$12.1 million from the prior year. Approximately, \$2.4 million of the increase was due to interest and issuance costs related to the issuance of long-term debt. The District approved a 3% average increase for staff as well as adjustments to the minimum pay range for auxiliary staff at an estimated cost of \$3.9 million. Additional staffing in special education, to accommodate increased identification of special needs students, and security costs, to comply with legislation, cost the District \$1.3 million and \$1.8 million, respectively. The transition of student transportation services to an in-District operation resulted in cost increases of \$1.0 million. The advance budgeting of awarded New Instructional Facilities Allotment funds covered approximately \$0.7 in start-up costs for Tennyson Middle School. Other rate increases in insurances, tax collections, utilities, and benefit costs ran approximately \$1.0 million.

The District's expenses by major functional category are shown on the following chart. \$123.2 million or 53.8% of the District's total expenses was spent on instruction and instructional related services with another \$34.8 million, 15.2%, attributable to student-based support services and \$16.1 million, 7.0%, to instructional and school leadership. Non-student-based support services totaled \$28.3 million. Intergovernmental expenses to support shared service arrangements the central appraisal district, and the pass-through of tax collections for properties in the Tax Increment Reinvestment Zone totaled \$1.8 million, while expenses related to paying debt service totaled \$16.1 million. The remaining 4.6% was spent for general administrative costs and ancillary services.

Figure A-1
Program Expenses - Governmental Activities
for the Fiscal Year Ended August 31, 2024



Financial Analysis of the District's Funds

As noted, the District uses fund accounting to ensure and demonstrate compliance with finance-related legal requirements, bond covenants, and to segregate revenues and expenditures for particular purposes.

Governmental Funds

The focus of the District's *governmental funds* is to provide information on near-term inflows, outflows, and balances of *spendable* resources. Such information is useful in assessing the District's financing requirements. In particular, *unassigned fund balance* may serve as a useful measure of a government's net resources available for spending at the end of the year.

At August 31, 2024, the District's governmental funds, shown on Exhibit C-1, reported a combined ending fund balance of \$188.7 million, a decrease of \$129.0 million from the prior year. This decrease is primarily due to the spending on bond projects in the capital projects fund. The unassigned fund balance in the general fund constitutes 32.3% of the combined ending fund balances.

The remainder of the fund balance is not available for general operations because it is nonspendable, restricted, or committed as follows:

Nonspendable fund balance:	
Investments in inventory	\$ 416,225
Prepaid items	80,916
Restricted fund balance:	
Federal or state funds grant restriction	7,704,506
Capital acquisition and contractual obligations	111,211,754
Retirement of long-term debt	3,964,079
Committed fund balance:	
Capital expenditures for equipment	1,096,171
Other committed fund balance	3,364,268

General Fund

The *general fund* is the primary operating fund and supports most of the District's educational program support operations. As of August 31, 2024, the fund balance for the general fund totaled \$65.1 million, increasing \$7.2 million from the year ended August 31, 2023. The unassigned portion of the fund balance increased by \$11.2 million to \$60.9 million.

As a measure of the general fund's liquidity, it may be useful to compare both the unassigned fund balance and the total fund balance to the total fund expenditures. Unassigned fund balance represents 36.4% of total fund expenditures, while the total fund balance is 42.1%.

Debt Service

Reserves in the debt service fund decreased by \$1.1 million. The decrease in the reserves was largely a result of the scheduled increase in debt payments. Although net taxable property values increased 7.4%, the homestead exemption increased from \$40,000 to \$100,000. The decrease in revenue resulting from that voter-approved change was offset by hold harmless funding from the State. Higher anticipated interest rates were expected to increase investment earnings. These revenue increases were expected to cover the \$1.0 increase in debt service and allow the District to reduce the interest and sinking tax rate by \$0.03678 per \$100 of taxable value, drawing down the increase in the previous year's unencumbered fund balance by \$0.8 million. Unfortunately, the significant value adjustments, previously discussed, and average daily attendance losses resulted in an additional draw of \$0.4 million. The ending debt service reserve of \$4.0 million represents 15.4% of the annual debt service.

Capital Projects Fund

The capital projects fund ended the year with a total fund balance of \$111.2 million, all of which is restricted for capital acquisitions and contractual obligations. The net decrease in fund balance during the current year in the capital projects fund was \$136.9 million due to the spending on capital projects.

ARP ESSER III

The ARP ESSER III fund ended the year with a total fund balance of \$0. The ARP ESSER III revenues equaled expenditures of \$20.5 million.

Nonmajor Governmental Funds

Nonmajor governmental funds include special revenue funds used to account for all financial resources restricted to or committed for specific purposes by a grantor or other authority. Typically, the special revenue funds do not carry a fund balance. The fund balance shown of \$8.4 million, for the nonmajor governmental funds represents restricted fund balance for the National School Breakfast and Lunch Program of \$7.7 million and committed fund balances in campus activity funds of \$691,387 and apprenticeship training program of \$15,715.

Proprietary Funds

An internal service fund has been utilized to record costs associated with the District's self-funded health insurance and partially self-funded workers' compensation and unemployment programs. The fund was established in order to charge the governmental funds for their share of these costs, provide additional detail for expenses, and allow for full accrual of actuarial estimates of future costs of incurred claims.

The District's self-funded group health plan was implemented on January 1, 2018. Revenues are generated through assessments to the other funds as well as employee contributions for employee premiums in excess of the District's contribution and dependent coverage.

Assessments to the other funds totaled \$10.3 million and employee contributions totaled \$3.7 million. The District's monthly contribution rate for health insurance remained at \$456 per employee for the 2024 plan year although employee contribution rates were increased approximately 8%. Fees paid to the third-party administrators totaled \$1.2 million, stop-loss reinsurance cost \$1.7 million, and claims expense totaled \$13.4 million and included actuarially determined incurred but not reported claims of \$273,429 for workers' compensation, medical claims of \$562,000 and prescription drug claims of \$110,000. The ending net position for the fund was \$1.6 million, an increase from the prior year of \$0.1 million and represents 10.0% of the fund's operating expenses for 2023-2024.

General Fund Budgetary Highlights

On August 24, 2023, the Board adopted the District's official budget that included annual operating budgets for the General, National School Breakfast and Lunch Program, and Debt Service funds. The Board approved budgets for the following funds that make up the District's Official Budget. Original appropriations in the official budget are as follows:

General Fund	\$ 161,660,047
National School Breakfast and Lunch Program Fund	11,281,649
Debt Service Fund	25,920,220

In addition to the functional appropriations, the District budgeted an operating transfer of \$565,731 out of the General Fund to cover the projected funding deficit for the operations of the Greater Waco Advanced Academies and the Regional Day School Program for the Deaf. Estimated revenues and other sources were short of covering budgeted appropriations and other uses in these funds by the following amounts: the General Fund, \$4.6 million, the National School Breakfast and Lunch Program, \$0.3 million, and the Debt Service fund \$546,163.

For the 2024 fiscal year, the General Fund budget was adopted based on a compressed tax rate of \$0.766400 per \$100 of valuation, a decrease of \$.176500. In proposing the 2023 tax rate, the Board also approved a decrease in the interest and sinking rate of \$0.036782, from \$0.298969 to \$0.262187 per \$100 of valuation.

Estimated state Foundation School Program revenues were based on an average daily attendance (ADA) of 11,816. Between the 2018-2019 and 2022-2023 school years, enrollment declines totaled 935 students. At the same time the attendance rate, as a percent of fall enrollment, had not returned to pre-pandemic levels, decreasing 4.3% from 2018-2019. Hold harmless measures implemented by the Commissioner of Education for the three years following the pandemic mitigated the loss in revenues for those years but increased the uncertainty in projecting ADA for the subsequent years for funding purposes. While we had anticipated an enrollment loss of 93 students, the actual loss was 171 students. However, the attendance rate was 0.7% higher than utilized in developing the budget.

Approximately 87.7% of the District's General Fund revenues are generated from local property tax collections and the inter-related state Foundation School Program allotments. The increased property values, tax rate compression, and losses in ADA resulted in an estimated revenue loss of \$2.3 in building the General Fund budget. Although enrollment declined another 223 students and the attendance rate only increased 0.7%, the revenue loss was ameliorated by increased earnings on investments, value appeals and property insurance recoveries.

The Board's priorities for the 2023-2024 budget focused on dealing with the effects of the pandemic, retaining staff, maintaining programs, addressing students' learning losses as well as an increased emphasis on student safety. In spite of the projected revenue losses, the Board approved an average salary increase of 3% for all employees, increasing the starting teacher pay from \$51,475 to \$52,975. The pay increase cost the general fund approximately \$3.9 million, with another \$0.2 million in increased benefits costs, due to a legislated increase in rates for Teacher Retirement contributions.

Another \$1.3 million was added for required staffing for special education, \$0.5 million in safety expenditures, and \$0.8 million in other unavoidable rate and contractual obligations increases. Federal stimulus funding was again allocated to cover technology devices and connectivity for both employees and students, air quality improvements, as well as payroll costs to address learning losses and social and emotional remediation.

In April 2018, the District entered into a performance contract, under the rules adopted by the Commissioner of Education to implement SB 1882, creating a local campus partnership for the management of five of the District's lowest performing campuses. Under the partnership, the District was eligible for additional "Aid to Contract to Operate a District Campus". With the consolidation of G. W. Carver and Indian Spring Middle Schools, the managed campuses was reduced to four. Funds generated by the four campuses, for the most part, were to be allocated at their discretion. However, many services were still provided by the District, some were optional, but others were included in an agreed upon administrative cost and the District acted as fiscal agent for the program. At the close of the 2023-2024 school year, the partnership was terminated. Cumulative unexpended revenues generated by the campuses in the Transformation Zone totaled \$4.5 million and are included in the unassigned fund balance on the general fund balance sheet in the governmental fund schedules.

Over the course of the year, the administration recommended, and the Board of Trustees approved, amendments to budgeted revenue and appropriations. Revisions to the revenue budget are necessary due to changes in estimates for local, state, and federal revenue based on updated information concerning student attendance, tax collections, and other factors. Revisions to appropriations are necessitated by changes in spending needs over the course of the year subsequent to the Board's approval of the original budget. The Board may also fund additional allocations from unassigned fund balance for special projects.

The District's major budget amendments during the year are summarized as follows:

- Revenue estimates were increased by \$2.3 million, with an offsetting appropriation increase, for funding and costs related to the Teacher Incentive Program. Additionally, insurance recoveries were increased by \$0.5 million and collections for the Tax Increment Fund, Zone 3, was increased by \$0.1 million. Similarly, these increases were offset by related budgeted expenditures.
- Other financing sources were increased by \$0.5 million, with an offsetting appropriation increase, to account for subscription-based information technology arrangements in accordance with GASB Statement 96.
- Unassigned fund balance was used to support expenditure appropriations for the following:
 - \$0.4 million for the re-appropriation of budgets for purchase orders from fiscal year 2023, honored in 2024;
 - \$1.4 million for bus purchases;
 - \$0.4 million for contracted building repairs not completed at August 31, 2024;
 - \$0.1 million for classroom furniture replacement;
 - \$0.2 million required to meet comparability under Title I;
 - \$0.3 million to cover the cost of off-duty police officers for campuses lacking full-time armed security;
 - \$0.1 million for related to Special Education settlement costs;
 - \$0.5 million for roofing repairs;
 - \$0.8 million for transition start-up for District-operated student transportation services;
 - \$0.8 million to advance fund start up costs for the new Tennyson Middle School. These expenditures are expected to be covered through New Instructional Facilities Allotment funding in 2024-2025.

During fiscal year 2024, appropriations for the National School Breakfast and Lunch Fund were increased by \$0.1 million. Budgeted appropriations increased for the re-appropriation of budgets for equipment purchases, which were not received at August 31, 2023. Later in the year, another \$3.8 million was amended for additional equipment purchases. The District has had an excess fund balance in the child nutrition program for the past few years and had intended to address the situation in the 2022-2023 fiscal year. However, supply chain and service issues have continued to delay completion of remediation plans.

In developing the original budget for the Debt Service fund, the interest and sinking tax rate was set to cover an additional \$1.0 million in debt services requirements from the issuance of new general obligation bonds while drawing down the increase in the unencumbered fund balance from the previous year.

The Board of Trustees also adopts budgets for several funds for which the District acts as the fiscal agent. These include the following funds and budgeted appropriations:

McLennan County Challenge Academy	\$ 886,247
Regional Day School for the Deaf	719,111
Greater Waco Advanced Academies:	
Advanced Health Care Academy	1,346,786
Advanced Manufacturing Academy	1,341,933

Capital Assets

The District's investment in capital assets for its governmental activities as of August 31, 2024, totaled \$450.5 million, net of accumulated depreciation/amortization of \$172.8 million. The increase in construction in progress of \$146.1 million reflects on-going construction of projects approved in the November 2021 bond election, primarily Waco High School, Tennyson Middle School, Kendrick Elementary School and additions to South Waco Elementary School. At the same time, completed construction of G. W. Carver Middle School was reclassified to buildings and improvements. Equipment and vehicle purchases totaled \$1.9 million and additions to right-to-use assets, equipment, totaled \$0.5 million. The investment in capital assets includes facilities, equipment, and vehicles utilized in governmental activities.

The following table shows the changes in capital assets by category of asset.

Waco Independent School District's Capital Assets
(Net of Depreciation/Amortization)

	Governmental Activities					
	2024		-		Increase (Decrease)	
	Amount	%	Amount	%	Amount	%
Land	\$ 11,212,842	2	\$ 11,217,629	4	\$ (4,787)	-
Buildings and improvements	217,139,002	49	156,718,203	50	60,420,799	39
Furniture, equipment and vehicles	8,802,556	2	9,114,245	3	(311,689)	(3)
Right-to-use assets, equipment	1,103,650	-	864,879	-	238,771	28
Right-to-use assets, subscription assets	576,872	-	901,528	-	(324,656)	(36)
Construction in progress	211,693,835	47	136,081,080	43	75,612,755	56
Totals	<u>\$ 450,528,757</u>	<u>100</u>	<u>\$ 314,897,564</u>	<u>100</u>	<u>\$ 135,631,193</u>	

These acquisitions were offset by depreciation, the demolition of buildings at campuses being reconstructed, and the disposal of surplus vehicles and equipment. Additional information may be found in Note 7 to the financial statements.

Long-term Liabilities

At August 31, 2024, the District had total long-term liabilities totaling \$581.8 million. Of this amount, \$478.7 million comprises debt backed by the full faith of the State of Texas Permanent School Fund. During the 2023-2024 fiscal year, the District retired \$4.4 million in bonded debt through scheduled debt service payments. Bond payments due within one year total \$5.2 million.

The District's bonds are issued with an "AAA" rating as guaranteed through the Texas Permanent School Fund bond guarantee program. The District's current underlying rating is "AA-" from Standard and Poor's and "Aa2" from Moody's Investors Service.

Long-term obligations include \$67.8 million and \$27.9 million, respectively, for the District's proportionate share of the net pension and other postemployment benefits liabilities. The District's proportionate share of the net pension liability increased \$8.6 million and its proportionate share of the net TRS-Care post-employment benefit liability decreased \$3.2 million from the prior year.

The following is a summary of the District's long-term liabilities:

Waco Independent School District's Outstanding Long-term Liabilities

	Governmental Activities					
	2024		0		Increase (Decrease)	
	Amount	%	Amount	%	Amount	%
General obligation bonds (net)	\$ 449,280,000	77	\$ 453,665,000	78	\$ (4,385,000)	(1)
Premiums	24,870,963	4	26,333,586	5	(1,462,623)	(6)
Accumulated accretion	4,550,176	1	8,849,280	2	(4,299,104)	(49)
Arbitrage liability	5,900,731	1	-	-	5,900,731	-
Leases payable	1,121,641	-	870,963	-	250,678	29
Subscriptions payable	389,745	-	683,467	-	(293,722)	(43)
Net pension liability	67,801,449	12	59,185,439	10	8,616,010	15
Net OPEB liability	27,861,900	5	31,028,582	5	(3,166,682)	(10)
Totals	<u>\$ 581,776,605</u>	<u>100</u>	<u>\$ 580,616,317</u>	<u>100</u>	<u>\$ 1,160,288</u>	

Additional information about the District's long-term debt is presented in Notes 1, 8, 10 and 11 to the financial statements.

Economic Factors and Next Year's Budgets and Tax Rates

For the 2025 fiscal year, the Board of Trustees adopted a General Fund budget in which appropriations, of \$162.6 million, exceeded estimated revenues, of \$155.0 million, by \$7.6 million. Additionally, the budget included operating transfers of \$0.5 million to cover projected shortfalls in funding for the Greater Waco Advanced Academies and the Regional Day School Program for the Deaf.

Losses in state and federal funding, unfunded state-legislated mandates, and internal program changes presented significant challenges in developing the 2024-2025 budget.

State revenues are primarily driven by student populations in average daily attendance (ADA). Although the steep decline in enrollment and resultant losses in ADA had slowed, enrollment had decreased 1,279 students between fiscal years 2020 and 2024 and attendance rates had decreased from a five-year average of 90.3% in 2019 to 87.0% in 2024. While continuing to take a conservative approach in developing the budget for the 2025 fiscal year, we did not want to underestimate revenues to such an extent that we forced cuts to critical programs. As a result, the 2024-2025 budget was based on an enrollment of 13,294, a decrease of another 223 students. The attendance rate utilized was 87.0%, consistent with the 2023-2024 rate but 3.3% less than the pre-pandemic average.

Although a school funding bill was not passed in the 88th Regular Legislative Session, nor any of the subsequent special sessions held in the fall of 2023, several bills affected school districts. The first increased the homestead exemption from \$40,000 to \$100,000. This required a constitutional amendment that was passed by the voters in November. Property tax legislation also included additional compression of the maintenance and operations tax rate further shifting the revenue burden from the local taxpayer to State Foundation School Funding. With the failure of school voucher funding in 2023, no special session was called in the spring of 2024 to subsidize public school district funding. Again, the only additional funding came from House Bill 3 enacted in 2019 which included a driver to the Golden Penny yield after it was decoupled from the Austin wealth level. This inflationary driver increased the District's Tier 2 funding from \$126.21 per weighted ADA to \$129.52, generating an additional \$0.5 million in Tier II funding.

Property value growth of only 0.5% required no further state and local compression of the District's maintenance and operations tax rate. The maximum compressed rate (MCR) remained constant at \$0.6281. Added to the enrichment tax rate of \$0.1383, the total maintenance and operations tax rate remained at \$0.7664 per \$100 of valuation. Because of the projected losses in ADA, local property tax and state foundation school program revenues were estimated to decrease \$1.6 million from predicted actual revenues for the 2024 fiscal year.

Based on a federal audit in 2017 of the State's methodology in calculating reimbursements under the federal Medicaid program, Student Health and Related Services (SHARS), the program recouped approximately \$1.4 million in reimbursements from the District in 2024. This change in methodology was incorporated into revenue projections for 2025. Additionally, the termination of federal stimulus funding reduced general fund indirect cost recoveries by an estimate \$1.0 million. Losses in estimated investment earnings, due to proposed interest rate cuts, and the impact of changes in federal funding sources, while partially offset by slight increases in some local revenues were expected to decrease revenues by another \$2.4 million.

The loss of the federal stimulus funding significantly impacted budgeted appropriations. Since 2020, the almost \$80.0 million in revenue had not only provided funding to help address learning losses and the social and emotional impacts of the pandemic, it had allowed the District to enhance counseling, health, library, and technology programs, upgrade mechanical systems to improve air quality, and had ameliorated the impact of the loss in ADA on the general fund by covering existing costs, such as dyslexia specialists. With the loss of these funds, a \$4.0 million loss in general fund revenues, and a \$4.6 million shortfall in the 2023-2024 budget, the District was faced with difficult decisions.

On the expenditure side, campus staffing allocations are heavily based on projected student counts. The impact of enrollment declines and a strict adherence to tightened staffing guidelines, as well as a review of centralized services staffing, allowed the District to eliminate 91 positions, saving the District \$9.3 million in salaries and benefits. Another \$0.8 million was cut from non-salary budgets.

However, many of the positions and programs funded through the stimulus funds were valued or required programs. In order to maintain these services, the District picked up \$3.6 million in program costs in the general fund. Unavoidable rate increases in costs such as utilities, property insurance, and other contractual amounts increased the budget by \$1.1 million. Again, this year, increased identification of students requiring special education services and requirements related to school safety necessitated supplemental appropriations of \$1.2 million.

Another \$1.2 million was infused into the District's student transportation system. After more than 30 years of contracting the service and a decade of struggling with service issues, the District made the decision to transition to an in-house operation. Driver shortages had become a national issue and required significant compensation increases to fully staff the home-to-school routes and accommodate the District's extracurricular activities.

Lastly, while the District's financial position prohibited a general salary increase, federal stimulus funds were utilized for retention bonuses for all returning employees. Benefit increases and a slight increase to the teacher pay scale resulted in a \$2.9 million supplemental appropriation. The 2024-2025 school year is the final year of a previously legislated increase in contribution rates to the Teacher Retirement System and cost the District \$0.6 million. For the 2024 plan year, the District did not increase its contribution to the self-funded health plan. Rising health care costs, particularly prescription drug costs, necessitated plan changes and a 15% increase in the District's contribution rate at a cost of \$1.8 million. The starting salary on the teacher pay scale was increased from \$52,975 to \$53,000 and pay rates were moved up one step according to the schedule, giving each teacher a \$600 annual increase, at a cost of \$0.5 million.

Since the budget was adopted, \$2.5 million in funds, committed for projects during the 2023-2024 fiscal year, have been rebudgeted in 2024-2025. \$1.0 million of these funds were re-appropriated for the completion of repair of roofs damaged by hail in June 2023, \$1.4 for purchase orders (which included \$1.1 million in vehicle purchases for transportation and security), outstanding at August 31st, and \$0.1 million to continue the District's rebranding project. Subsequently, the budget was increased by \$0.6 million for additional identified roof repairs (this amount will be reimbursed through the District's property insurance) and \$0.1 million for tuition increases for increased participation in the Greater Waco Advanced Academies.

In closing out the federal stimulus funds in September, the District was able to pick up approximately \$4.2 million in general fund expenditures from the fiscal year ended August 31, 2024. That coupled with the normal under expenditure of budgeted amounts, increased the total fund balance of the general fund by \$7.2 million, covering the rebudgeted expenditures and providing a strong position to weather the \$8.0 million shortfall in the 2024-2025 budget.

Participation in the National School Breakfast and Lunch Program has normalized. Original budget appropriations of \$12.3 million exceed estimated revenues of \$11.5 million by \$0.8 million. At the time the budget was adopted, the beginning fund balance was projected to be \$6.8 million. Final transactions resulted in a \$7.7 million fund balance because a number of purchases were not received by August 31, 2024. The ending fund balance at August 31, 2024, still exceeds the allowable fund balance, equivalent to six months (previously three months) operating expenditures, by \$2.8 million. In September \$1.6 million in purchase orders was rebudgeted in the 2024-2025 fiscal year. Another \$2.4 million is planned to replace kitchen equipment and upgrade serving lines throughout the District.

On the debt service side, all authorized debt has been issued. The value adjustments that negatively impacted tax collections for 2023-2024 continue at an accelerated level. In setting the 2024 interest and sinking tax rate, the District planned for a lower collection rate of 97% and increased the rate by \$0.020353 to \$0.282540 per \$100 of valuation. This rate is \$0.03776 lower than projected for the bond election.

Across the state, districts are contending with the loss of federal funding, escalating costs, and no new revenue. 2024-2025 general fund appropriations exceed estimated revenues by \$8.1 million. While we expect that typical underspending of budgeted amounts will partially offset this loss, we do not expect projections of enrollment or ADA to improve for the 2025-2026 budget. This is a legislative year but expectations of additional funding for public education are less than optimistic. Therefore, the District will continue to review staffing and refine budget estimates in order to restructure programs and develop spending plans to best support student success and align budgeted appropriations to available revenues.

Requests for Information

This financial report is designed to provide our citizens, taxpayers, customers, investors, and creditors with a general overview of the District's finances. Questions concerning this report or requests for additional information should be addressed to the Chief Financial Officer, Waco Independent School District, 501 Franklin Avenue, Waco, Texas 76701.

Basic Financial Statements

Waco Independent School District

Statement of Net Position

August 31, 2024

Exhibit A-1

Data Control Codes		1 Primary Government Governmental Activities
ASSETS		
1110	Cash and cash equivalents	\$ 212,683,816
1220	Property taxes receivables	4,032,968
1230	Allowance for uncollectable taxes	(1,273,412)
1240	Due from other governments	18,022,972
1250	Accrued interest	411,421
1290	Other receivables	1,338,118
1300	Inventories	416,225
1410	Prepaid items	575,344
	Capital assets, not being depreciated/amortized:	
1510	Land	11,212,842
1580	Construction in progress	211,693,835
	Capital assets, net of depreciation/amortization:	
1520	Buildings and improvements	217,139,002
1530	Furniture and equipment	8,802,556
1551	Right-to-use leased assets	1,103,650
1553	Right-to-use subscription assets	576,872
1000	Total assets	<u>686,736,209</u>
DEFERRED OUTFLOWS OF RESOURCES		
1705	Deferred outflows - pension	26,130,589
1706	Deferred outflows - OPEB	10,103,791
1710	Deferred charge on refunding	12,436,046
1700	Total deferred outflows of resources	<u>48,670,426</u>
LIABILITIES		
2110	Accounts payable	20,390,797
2120	Other current liabilities	11,040,190
2140	Interest payable	671,103
2150	Payroll deductions and withholdings	1,835,542
2160	Accrued wages payable	7,108,865
2180	Due to other governments	1,795,284
2300	Unearned revenue	901,255
	Noncurrent liabilities:	
2501	Due within one year	5,750,737
2502	Due in more than one year	480,362,519
2540	Net pension liability	67,801,449
2545	Net OPEB liability	27,861,900
2000	Total liabilities	<u>625,519,641</u>
DEFERRED INFLOWS OF RESOURCES		
2605	Deferred inflows - pension	3,042,107
2606	Deferred inflows - OPEB	45,581,819
2600	Total deferred inflows of resources	<u>48,623,926</u>
NET POSITION		
3200	Net investment in capital assets	98,514,208
3820	Restricted for grants	7,704,506
3900	Unrestricted	(44,955,646)
3000	TOTAL NET POSITION	<u><u>\$ 61,263,068</u></u>

Waco Independent School District
Statement of Activities
For the Fiscal Year Ended August 31, 2024

Exhibit B-1

Data Control Codes	Functions/Programs	1	3	4	Net (Expense) Revenue and Changes in Net Position
		Program Revenues			
		Expenses	Charges for Services	Operating Grants and Contributions	
	PRIMARY GOVERNMENT				
	Governmental activities:				
0011	Instruction	\$ 111,508,483	\$ 2,436,446	\$ 21,052,825	\$ (88,019,212)
0012	Instructional resources and media services	2,504,535	60,246	1,520,003	(924,286)
0013	Curriculum and instructional staff development	9,225,688	86,160	5,838,123	(3,301,405)
0021	Instructional leadership	5,141,423	306,705	1,193,885	(3,640,833)
0023	School leadership	10,987,566	186,386	919,622	(9,881,558)
0031	Guidance, counseling, and evaluation services	8,711,903	283,181	2,479,977	(5,948,745)
0032	Social work services	1,001,581	-	381,314	(620,267)
0033	Health services	1,618,002	77	149,453	(1,468,472)
0034	Student transportation	4,519,635	-	2,569,361	(1,950,274)
0035	Food service	11,395,848	612,982	11,440,103	657,237
0036	Extracurricular activities	7,515,607	654,588	592,176	(6,268,843)
0041	General administration	6,801,759	-	2,189,749	(4,612,010)
0051	Plant maintenance and operations	20,020,705	368,695	1,757,034	(17,894,976)
0052	Security and monitoring services	4,708,245	478	1,033,832	(3,673,935)
0053	Data processing services	3,781,108	-	111,382	(3,669,726)
0061	Community services	1,849,836	1,756	1,336,224	(511,856)
0072	Interest on long-term debt	15,787,484	-	2,286,590	(13,500,894)
0073	Issuance costs and fees	98,274	-	-	(98,274)
0093	Payments related to shared services arrangements	374,951	136,101	8,115	(230,735)
0095	Payments to juvenile justice alternative education programs	527,375	-	-	(527,375)
0097	Payments to tax increment fund	133,786	-	-	(133,786)
0099	Other intergovernmental charges	833,438	-	-	(833,438)
TG	Total governmental activities	229,047,232	5,133,801	56,859,768	(167,053,663)
TP	TOTAL PRIMARY GOVERNMENT	\$ 229,047,232	\$ 5,133,801	\$ 56,859,768	(167,053,663)
	General revenues:				
MT	Property taxes, levied for general purposes				64,942,568
DT	Property taxes, levied for debt service				22,135,234
GC	Grants and contributions not restricted to specific programs				80,937,302
IE	Investment earnings				11,473,894
GS	Gain on sale of capital asset				86,955
MI	Miscellaneous				1,108,061
TR	Total general revenues				180,684,014
CN	Change in net position				13,630,351
	Net position - beginning				47,632,717
NE	NET POSITION - ENDING				\$ 61,263,068

Waco Independent School District

Balance Sheet
 Governmental Funds
 August 31, 2024

Data Control Codes		199	599
		General Fund	Debt Service Fund
ASSETS			
1110	Cash and cash equivalents	\$ 63,099,491	\$ 3,980,110
1220	Property taxes receivables	3,153,839	879,129
1230	Allowance for uncollectable taxes	(992,196)	(281,216)
1240	Due from other governments	4,244,943	-
1250	Accrued interest	398,519	-
1260	Due from other funds	10,418,942	25,395
1290	Other receivables	201,182	95
1300	Inventories	416,225	-
1410	Prepaid items	80,916	-
1000	Total assets	81,021,861	4,603,513
1000a	TOTAL ASSETS AND DEFERRED OUTFLOWS OF RESOURCES	<u>\$ 81,021,861</u>	<u>\$ 4,603,513</u>
LIABILITIES			
2110	Accounts payable	\$ 1,897,971	\$ -
2120	Other current liabilities	-	-
2150	Payroll deductions and withholdings	1,835,542	-
2160	Accrued wages payable	6,224,834	-
2170	Due to other funds	3,738,156	-
2180	Due to other governments	655	41,520
2300	Unearned revenue	14,789	-
2000	Total liabilities	13,711,947	41,520
DEFERRED INFLOWS OF RESOURCES			
2600	Unavailable revenue - property taxes	2,161,643	597,914
	Total deferred inflows of resources	2,161,643	597,914
FUND BALANCES			
Nonspendable:			
3410	Inventories	416,225	-
3430	Prepaid items	80,916	-
Restricted:			
3450	Grants	-	-
3470	Capital acquisitions and contractual obligations	-	-
3480	Debt service	-	3,964,079
Committed:			
3530	Capital expenditures for equipment	1,096,171	-
3545	Other	2,657,166	-
3600	Unassigned	60,897,793	-
3000	Total fund balances	65,148,271	3,964,079
4000	TOTAL LIABILITIES, DEFERRED INFLOWS OF RESOURCES, AND FUND BALANCES	<u>\$ 81,021,861</u>	<u>\$ 4,603,513</u>

699	282	98	
Capital Projects Fund	ARP ESSER III	Total Nonmajor Funds	Total Governmental Funds
\$ 137,658,724	\$ -	\$ 7,945,491	\$ 212,683,816
-	-	-	4,032,968
-	-	-	(1,273,412)
-	9,779,502	3,998,527	18,022,972
-	-	12,902	411,421
981,085	-	1,163,215	12,588,637
-	-	339,351	540,628
-	-	-	416,225
-	-	-	80,916
<hr/> 138,639,809	<hr/> 9,779,502	<hr/> 13,459,486	<hr/> 247,504,171
<u>\$ 138,639,809</u>	<u>\$ 9,779,502</u>	<u>\$ 13,459,486</u>	<u>\$ 247,504,171</u>
\$ 17,324,517	\$ 220,284	\$ 673,325	\$ 20,116,097
10,094,300	-	461	10,094,761
-	-	-	1,835,542
9,238	106,010	768,783	7,108,865
-	9,453,208	965,734	14,157,098
-	-	1,753,109	1,795,284
-	-	886,466	901,255
<hr/> 27,428,055	<hr/> 9,779,502	<hr/> 5,047,878	<hr/> 56,008,902
-	-	-	2,759,557
<hr/>	<hr/>	<hr/>	<hr/> 2,759,557
-	-	-	416,225
-	-	-	80,916
-	-	7,704,506	7,704,506
111,211,754	-	-	111,211,754
-	-	-	3,964,079
-	-	-	1,096,171
-	-	707,102	3,364,268
-	-	-	60,897,793
<hr/> 111,211,754	<hr/> -	<hr/> 8,411,608	<hr/> 188,735,712
<u>\$ 138,639,809</u>	<u>\$ 9,779,502</u>	<u>\$ 13,459,486</u>	<u>\$ 247,504,171</u>

This Page Intentionally Left Blank

Waco Independent School District

Exhibit C-1R

Reconciliation of the Governmental Funds Balance Sheet to the Statement of Net Position August 31, 2024

TOTAL FUND BALANCES - GOVERNMENTAL FUNDS (EXHIBIT C-1) \$ 188,735,712

Amounts reported for governmental activities in the statement of net position are different because:

Capital assets used in governmental activities are not financial resources and, therefore, are not reported as assets in governmental funds. The governmental capital assets, excluding those capital assets reported in the internal service funds, at year-end consists of:

Governmental capital assets costs	\$ 623,285,539	
Accumulated depreciation/amortization of governmental capital assets	(172,756,782)	450,528,757

Property taxes receivable, which will be collected subsequent to year-end, but are not available soon enough to pay expenditures are deferred in the funds.		2,759,557
---	--	-----------

Long-term liabilities, including bonds payable, leases payable, subscriptions payable, and net pension and OPEB liability, are not due and payable in the current period and, therefore, are not reported as liabilities in the funds. Liabilities and deferred outflows and inflows at year-end related to such items consist of:

Bonds payable, at original par	\$ (449,280,000)	
Premiums on bonds payable	(24,870,963)	
Deferred charge on refunding	12,436,046	
Accreted interest on capital appreciation bonds	(4,550,176)	
Accrued interest on bonds	(671,103)	
Arbitrage liability	(5,900,731)	
Lease payable	(1,121,641)	
Subscriptions payable	(389,745)	
Net pension liability	(67,801,449)	
Net OPEB liability	(27,861,900)	(570,011,662)

An internal service fund is used by the District to charge the costs of various services to the individual funds. The assets and liabilities of the internal service fund are included with governmental activities.		1,640,250
--	--	-----------

Deferred outflows of resources for pension represents a consumption of net position that applies to a future period(s) and will not be recognized as an outflow of resources (expenses/expenditures) until then.		26,130,589
--	--	------------

Deferred inflows of resources for pension represents an acquisition of net position that applies to a future period(s) and will not be recognized as an inflow of resources (revenue) until that time.		(3,042,107)
--	--	-------------

Deferred outflows of resources for OPEB represents a consumption of net position that applies to a future period(s) and will not be recognized as an outflow of resources (expenses/expenditures) until then.		10,103,791
---	--	------------

Deferred inflows of resources for OPEB represents an acquisition of net position that applies to a future period(s) and will not be recognized as an inflow of resources (revenue) until that time.		(45,581,819)
---	--	--------------

TOTAL NET POSITION - GOVERNMENTAL ACTIVITIES (EXHIBIT A-1) \$ 61,263,068

Waco Independent School District
Statement of Revenues, Expenditures, and Changes
in Fund Balances
Governmental Funds
For the Fiscal Year Ended August 31, 2024

Data Control Codes		199	599
		General Fund	Debt Service Fund
REVENUES			
5700	Local and intermediate sources	\$ 70,095,466	\$ 22,538,205
5800	State program revenues	86,576,697	2,286,590
5900	Federal program revenues	5,186,729	-
5020	Total revenues	161,858,892	24,824,795
EXPENDITURES			
Current:			
0011	Instruction	86,752,809	-
0012	Instructional resources and media services	574,650	-
0013	Curriculum and instructional staff development	3,541,528	-
0021	Instructional leadership	3,685,898	-
0023	School leadership	10,301,023	-
0031	Guidance, counseling, and evaluation services	6,258,961	-
0032	Social work services	669,245	-
0033	Health services	1,502,251	-
0034	Student transportation	1,248,624	-
0035	Food service	-	-
0036	Extracurricular activities	5,742,561	-
0041	General administration	6,835,568	-
0051	Plant maintenance and operations	18,116,721	-
0052	Security and monitoring services	3,533,060	-
0053	Data processing services	3,249,099	-
0061	Community services	511,826	-
Debt service:			
0071	Principal on long-term debt	533,170	8,745,000
0072	Interest on long-term debt	34,174	17,150,220
0073	Issuance costs and fees	-	7,176
Capital outlay:			
0081	Facilities acquisition and construction	-	-
Intergovernmental:			
0093	Payments related to shared services arrangements	300,000	-
0095	Payments to juvenile justice alternative education programs	527,375	-
0097	Payments to tax increment fund	99,993	33,793
0099	Other intergovernmental charges	833,438	-
6030	Total expenditures	154,851,974	25,936,189
1100	Excess (deficiency) of revenues over (under) expenditures	7,006,918	(1,111,394)
OTHER FINANCING SOURCES (USES)			
7912	Sale of real and personal property	13,494	-
7913	Issuance of right-to-use leases and subscriptions	490,130	-
7915	Transfers in	-	-
8911	Transfers out	(357,635)	-
7080	Total other financing sources (uses)	145,989	-
1200	Net change in fund balances	7,152,907	(1,111,394)
0100	Fund balances - beginning	57,995,364	5,075,473
3000	FUND BALANCES - ENDING	\$ 65,148,271	\$ 3,964,079

699		282	
Capital Projects Fund	ARP ESSER III	Total Nonmajor Funds	Total Governmental Funds
\$ 11,773,022	\$ -	\$ 5,353,274	\$ 109,759,967
-	-	3,483,036	92,346,323
-	20,540,980	22,006,505	47,734,214
11,773,022	20,540,980	30,842,815	249,840,504
1,755,337	10,905,300	9,225,609	108,639,055
130,783	1,432,421	100,476	2,238,330
-	1,137,000	4,509,230	9,187,758
-	247,302	1,178,076	5,111,276
98,827	532,025	302,843	11,234,718
-	871,032	1,699,645	8,829,638
-	153,619	195,143	1,018,007
5,570	95,832	843	1,604,496
-	2,557,867	-	3,806,491
118,642	50,177	9,875,171	10,043,990
97,336	433,347	310,348	6,583,592
-	630	-	6,836,198
220,667	1,165,663	606,072	20,109,123
19,671	751,117	236,585	4,540,433
168,048	79,964	-	3,497,111
-	127,684	1,155,703	1,795,213
-	-	-	9,278,170
-	-	-	17,184,394
91,098	-	-	98,274
145,945,292	-	-	145,945,292
-	-	74,951	374,951
-	-	-	527,375
-	-	-	133,786
-	-	-	833,438
148,651,271	20,540,980	29,470,695	379,451,109
(136,878,249)	-	1,372,120	(129,610,605)
-	-	150,348	163,842
-	-	-	490,130
-	-	357,635	357,635
-	-	-	(357,635)
-	-	507,983	653,972
(136,878,249)	-	1,880,103	(128,956,633)
248,090,003	-	6,531,505	317,692,345
\$ 111,211,754	\$ -	\$ 8,411,608	\$ 188,735,712

Waco Independent School District
 Reconciliation of the Statement of Revenues,
 Expenditures, and Changes in Fund Balances of
 Governmental Funds to the Statement of Activities
 For the Fiscal Year Ended August 31, 2024

Exhibit C-3

TOTAL NET CHANGE IN FUND BALANCES - GOVERNMENTAL FUNDS (EXHIBIT C-2)		\$ (128,956,633)
Amounts reported for governmental activities in the statement of activities are different because:		
Capital outlays are reported in governmental funds as expenditures. However, in the statement of activities, the costs of those assets are capitalized and allocated over their estimated useful lives as depreciation/amortization expense.		
Capital assets increased	\$ 148,485,446	
Depreciation/amortization expense	<u>(8,568,723)</u>	139,916,723
The net effect of miscellaneous transactions involving capital assets (transfers, adjustments and dispositions) is a decrease to net position.		(4,285,530)
Because some property taxes will not be collected for several months after the District's fiscal year ends, they are not considered "available" revenues and are deferred in the governmental funds. Deferred tax revenues increased (decreased) by this amount this year.		1,633,947
Repayment of bond principal and accreted interest is an expenditure in the governmental funds, but the repayment reduces long-term liabilities in the statement of net position.		8,745,000
Interest on long-term debt in the statement of activities differs from the amount reported in the governmental funds because interest is recognized as an expenditure in the funds when it is due, and thus requires the use of current financial resources. In the statement of activities, however, interest expense is recognized as the interest accrues, regardless of when it is due, and includes amortization of related long-term debt accounts. The increase (decrease) in interest expense reported in the statement of activities consist of the following:		
Accrued interest on bonds payable (increased) decreased	\$ 1,017,148	
Interest accreted on the capital appreciation bonds	(60,896)	
Amortization of bond premium	1,462,623	
Arbitrage liability	(5,900,731)	
Amortization of deferred charge on refunding	<u>(1,021,969)</u>	(4,503,825)
Issuance of leases payable and subscriptions payable provide current financial resources to governmental funds, but increases long-term liabilities in the statement of net position.		(490,130)
Repayment of lease payable and subscriptions payable principal is an expenditure in the governmental funds, but the repayment reduces long-term liabilities in the statement of net position.		533,174
An internal service fund is used by the District to charge the costs of various services to the individual funds. The net activity of the following internal service fund is reported in the government-wide statements.		54,535
The net change in net pension liability, deferred outflows, and deferred inflows is reported in the statement of activities but does not require the use of current financial resources and, therefore, is not reported as expenditures in the governmental funds. The net change consists of the following:		
Deferred outflows increased (decreased)	\$ 865,880	
Deferred inflows (increased) decreased	1,692,456	
Net pension liability (increased) decreased	<u>(8,616,010)</u>	(6,057,674)
The net change in net OPEB liability, deferred outflows, and deferred inflows is reported in the statement of activities but does not require the use of current financial resources and, therefore, is not reported as expenditures in the governmental funds. The net change consists of the following:		
Deferred outflows increased (decreased)	\$ (2,042,733)	
Deferred inflows (increased) decreased	5,916,815	
Net OPEB liability (increased) decreased	<u>3,166,682</u>	7,040,764
CHANGE IN NET POSITION - GOVERNMENTAL ACTIVITIES (EXHIBIT B-1)		<u>\$ 13,630,351</u>

Waco Independent School District

Statement of Net Position

Proprietary Fund

August 31, 2024

Exhibit D-1

	753
	Governmental
	Activities
	<hr/>
	Internal
	Service Fund
	<hr/>
ASSETS	
Current assets:	
Due from other funds	\$ 1,568,461
Other receivables	797,490
Prepaid items	494,428
	<hr/>
Total assets	2,860,379
 LIABILITIES	
Current liabilities:	
Accounts payable	274,700
Claims payable	945,429
	<hr/>
Total current liabilities	1,220,129
	<hr/>
Total liabilities	1,220,129
 NET POSITION	
Unrestricted	1,640,250
	<hr/>
TOTAL NET POSITION	\$ 1,640,250
	<hr/> <hr/>

Waco Independent School District
Statement of Revenues, Expenses, and Changes
in Net Position
Proprietary Fund
For the Fiscal Year Ended August 31, 2024

Exhibit D-2

	753 Governmental Activities
	Internal Service Fund
OPERATING REVENUES	
Employee contributions	\$ 3,744,611
Insurance recoveries	43,746
Rebates on prescription drugs	2,340,893
Assessments to other funds	10,365,823
	<hr/>
Total operating revenues	16,495,073
OPERATING EXPENSES	
Contracted administrative services	1,226,381
Reinsurance	1,725,617
Fees	7,370
Claims expense	13,454,479
Other operating expenses	26,691
	<hr/>
Total operating expenses	16,440,538
	<hr/>
Change in net position	54,535
Net position - beginning	1,585,715
	<hr/>
NET POSITION - ENDING	\$ 1,640,250
	<hr/> <hr/>

Waco Independent School District
Statement of Cash Flows
Proprietary Fund
For the Fiscal Year Ended August 31, 2024

Exhibit D-3

	753
	Governmental
	Activities
	<hr/>
	Internal
	Service Fund
	<hr/>
CASH FLOWS FROM OPERATING ACTIVITIES	
Cash received from employee contributions	\$ 3,744,611
Cash received from insurance recoveries	43,746
Cash received from rebates on prescription drugs	2,340,893
Cash received from assessments to other funds	10,311,288
Cash payments for contracted administration services	(1,226,381)
Cash payments for reinsurance	(1,725,617)
Cash payments for claims	(7,370)
Cash payments for fees	(13,454,479)
Cash payments for other operating expenses	(26,691)
	<hr/>
Net cash provided by (used for) operating activities	-
	-
Net increase (decrease) in cash and cash equivalents	-
Cash and cash equivalents - beginning	-
	<hr/>
CASH AND CASH EQUIVALENTS - ENDING	\$ -
	<hr/> <hr/>
RECONCILIATION OF OPERATING INCOME (LOSS) TO NET CASH PROVIDED BY (USED FOR) OPERATING ACTIVITIES	
Operating income (loss)	\$ 54,535
Adjustments to reconcile operating income (loss) to net cash provided by (used for) operating activities:	
(Increase) decrease in assets:	
Due from other funds	641,190
Other receivables	(702,982)
Inventories	-
Prepaid items	(494,428)
Increase (decrease) in liabilities:	
Accounts payable	165,394
Claims payable	336,291
	<hr/>
NET CASH PROVIDED (USED) BY OPERATING ACTIVITIES	\$ -
	<hr/> <hr/>

Waco Independent School District
Statement of Fiduciary Net Position
Fiduciary Fund
August 31, 2024

Exhibit E-1

	Custodial Fund
ASSETS	
Investments	\$ 16,082
Accrued interest	646
Other receivables	68,044
	<hr/>
TOTAL ASSETS	84,772
TOTAL LIABILITIES	-
NET POSITION	
Restricted for:	
Student activity	84,772
	<hr/>
TOTAL NET POSITION	<u><u>\$ 84,772</u></u>

Waco Independent School District
Statement of Changes in Fiduciary Net Position
Fiduciary Fund
For the Fiscal Year Ended August 31, 2024

Exhibit E-2

	Custodial Fund
ADDITIONS	
Earnings from investments	\$ 570
Miscellaneous receipts from student activities	95,287
	<hr/>
Total additions	95,857
DEDUCTIONS	
Contracted services	51,395
Supplies and materials	19,033
Other miscellaneous operating expenses	28,846
	<hr/>
Total deductions	99,274
	<hr/>
Change in net position	(3,417)
Net position - beginning	88,189
	<hr/>
NET POSITION - ENDING	\$ 84,772
	<hr/> <hr/>

This Page Intentionally Left Blank

Waco Independent School District

Notes to the Financial Statements

Note 1. Summary of Significant Accounting Policies

The basic financial statements of the Waco Independent School District (the District) have been prepared in conformity with Generally Accepted Accounting Principles (GAAP) promulgated by the Governmental Accounting Standards Board (GASB) and other authoritative sources identified in GASB Statement No. 56, and it complies with the requirements of the appropriate version of the Texas Education Agency's (TEA) Financial Accountability System Resource Guide (FASRG) and the requirements of contracts and grants of agencies from which it receives funds.

A. Reporting Entity

The District is an independent school district operating under the applicable laws and regulations of the State of Texas. It is governed by a seven-member Board of Trustees (the "Board") elected by registered voters of the District. The Board has the authority to make decisions, appoint administrators and managers, and significantly influence operations. It also has primary responsibility for fiscal matters.

Prescribed criteria under GAAP include considerations pertaining to organizations for which the primary government is financially accountable; and considerations pertaining to other organizations for which the nature and significance of their relationship with the primary government are such that exclusion would cause the reporting entity's financial statements to be misleading or incomplete.

In evaluating how to define the government for financial reporting purposes, the District's management has considered all potential component units. By applying the criteria set forth in GAAP, the District has determined that no other organizations require inclusion within the reporting entity.

B. Government-wide Financial Statements

The government-wide financial statements report the information on all of the non-fiduciary activities of the District. All fiduciary activities are reported only in the fund financial statements. Governmental activities, which normally are supported by taxes, intergovernmental revenues, and other non-exchange transactions, are reported separately from business-type activities, which rely to a significant extent on fees and charges to external customers for support. There are no business-type activities reported for the District.

While separate government-wide and fund financial statements are presented, they are interrelated. The governmental activities column incorporates data from governmental funds and internal service funds. Separate financial statements are provided for governmental funds, proprietary funds, and fiduciary funds, even though the latter are excluded from the government-wide financial statements.

The Statement of Net Position and the Statement of Activities are government-wide financial statements. They report information on all of the District's non-fiduciary activities with most of the interfund activities removed. Transactions among governmental funds and between governmental funds and proprietary funds appear as due to/due from other funds on the Governmental Fund Balance Sheet and Proprietary Fund Statement of Net Position and as other financing sources and uses on the Governmental Fund Statement of Revenues, Expenditures and Changes in Fund Balance and as on the Proprietary Fund Statement of Revenues, Expenses and Changes in Fund Net Position. Interfund services provided and used are not eliminated in the consolidation of funds for the Statement of Activities. All interfund transactions that do not represent services provided and used between governmental funds and between governmental funds and internal service funds are eliminated on the government-wide statements. Interfund activities between governmental funds and fiduciary funds remain as receivables and payables on the government-wide Statement of Net Position.

Waco Independent School District

Notes to the Financial Statements

Further, certain activity occurs during the year involving transfers of resources between funds. In the fund financial statements, these amounts are reported as transfers in/transfers out. While reported in fund financial statements, certain eliminations are made in the preparation of the government-wide financial statements. Transfers between the funds included in governmental activities are eliminated.

The Statement of Activities demonstrates the degree to which the direct expenses of a given function are offset by program revenues. Program revenues include charges to customers or applicants who purchase, use, or directly benefit from goods, services, or privileges provided by a given function. Grants and contributions include amounts paid by organizations outside the District that are restricted to meeting the operational or capital requirements of a particular function. Taxes and other items, not properly included among program revenues, are reported instead as general revenues.

The District reports all direct expenses by function in the Statement of Activities. Direct expenses are those that are clearly identifiable with a specific function. Depreciation expense is specifically identified by function and is included in the direct expense to each function.

C. Fund Financial Statements

The District's accounts are organized into funds, each of which is considered to be a separate accounting unit. The operations of each fund are accounted for through a separate set of self-balancing accounts which are comprised of each fund's assets, liabilities, deferred outflows/inflows of resources, equity, revenues, and expenditures or expenses.

Separate financial statements are provided for governmental funds, proprietary funds, and fiduciary funds. In accordance with the provisions of GASB Statement No. 34, the fiduciary funds are excluded from the government-wide financial statements. Major individual governmental funds or funds of special interest are reported as separate columns in the fund financial statements.

The District reports the following major governmental funds:

General fund – The general fund is the District's primary operating fund. It is used to account for and report all financial resources not accounted for and reported in another fund. The general fund is always considered a major fund for reporting purposes.

Debt service fund – The debt service fund is used to account for and report financial resources that are restricted, committed, or assigned to expenditures for principal and interest on all long-term debt of the District. The primary source of revenue is local property taxes specifically for debt service.

Capital Projects Fund – The capital projects fund is used to account for proceeds from the sales of bonds and other financial resources that are restricted or committed for capital outlays, including acquiring, constructing, renovating and equipping of District facilities.

ARP ESSER III – The ARP ESSER III fund provides federal stimulus ESSER funds granted to the District through the ARP Act that support the District's ability to operate and instruct its students during the COVID-19 pandemic.

The District reports the following nonmajor governmental funds:

Special revenue funds – Special revenue funds are used to account for the proceeds of specific revenue sources that are restricted or committed to expenditure for specific purposes other than debt service or capital projects. Funds include campus activity funds and all federal, state, and locally funded grants.

Waco Independent School District

Notes to the Financial Statements

The District reports the following proprietary fund type:

Internal service fund - Revenues and expenses related to services provided to segments of the District on a cost reimbursement basis are accounted for in an internal service fund. The District's internal service fund accounts for health insurance, workers' compensation and unemployment claims coverage provided to other departments of the District as well as claims administration.

The District reports the following fiduciary fund type:

Custodial fund - The District accounts for resources held for others in a custodial capacity in a custodial fund. These funds are used to account for assets held by the District as a custodian for student and other organizations. Custodial funds report fiduciary activities that are not held in a trust.

The fund financial statements provide information about the District's funds, including its fiduciary fund and blended component unit. The fund financial statements report on the financial condition and results of operations for each fund category – governmental, proprietary, and fiduciary. The emphasis of fund financial statements is on major governmental funds. Each major individual governmental fund is reported as a separate column in the fund financial statements. All remaining governmental funds are aggregated and reported as nonmajor funds.

Proprietary funds distinguish operating revenues and expenses from non-operating items. Operating revenues result from providing goods and services in connection with a proprietary fund's principal ongoing operations. The principal operating revenues of the District's internal service fund are assessments to other funds for health insurance, workers' compensation and unemployment coverage. Operating expenses for the internal service fund includes cost of claims and administration. Because internal service funds support the operations of governmental funds, they are consolidated with the governmental funds in the government-wide financial statements. The expenditures of governmental funds that create the revenues of internal service funds are eliminated to avoid inflating the revenues and expenses of the District as a whole.

Since the resources in the fiduciary funds cannot be used for District operations, they are not included in the government-wide statements.

D. Basis of Accounting and Measurement Focus

The accounting and financial reporting treatment is determined by the applicable measurement focus and basis of accounting. Measurement focus indicates the type of resources being measured such as *current financial resources* or *economic resources*. The basis of accounting indicates the timing of transactions or events for recognition in the financial statements.

The government-wide financial statements use the *economic resources* measurement focus and the accrual basis of accounting, as do the proprietary fund and fiduciary fund financial statements. Revenues are recorded when earned and expenses are recorded when a liability is incurred, regardless of the timing of the related cash flows. Property taxes are recognized as revenues in the year for which they are levied. Grants and similar items are recognized as revenue as soon as all eligibility requirements have been met.

Governmental fund financial statements use the *current financial resources* measurement focus and the *modified accrual* basis of accounting. Revenues are recognized as soon as they are both measurable and available. Revenues are considered to be available when they are collectible within the current period or soon enough thereafter to pay liabilities of the current period. For this purpose, the District considers all revenues available if they are collected within 60 days of the end of the current fiscal period.

Waco Independent School District

Notes to the Financial Statements

Grant revenues and contributions are recorded as revenues when the qualifying expenditures have been incurred and eligibility requirements are met. Grant funds received in advance are recorded as unearned revenue until earned. Contributions received with purpose restrictions are recorded as revenue and the related fund balance is restricted until restrictions are satisfied. If balances have not been expended by the end of the project period, grantors sometimes require the District to refund all or part of the unused amount. Amounts reported as program revenues include operating grants and contributions, food service user charges, rental charges, and tuition. The District also recognized revenues for the state's share of the contributions to the Teacher Retirement System of Texas.

Internally dedicated resources are reported as general revenues rather than as program revenues. General revenues include all taxes and state revenues identified as available school fund and formula. The TEA, through its application of state law, allocates state revenues to school districts by formula allocation. The District receives a per capita allocation from the Available School Fund and a foundation school program allocation. Other state revenues are received through miscellaneous programs on an allocated basis. Property taxes, charges for services, and other miscellaneous revenue items are considered to be measurable and available only when cash is received by the government.

Expenditures are generally recognized in the accounting period in which the liability is incurred. However, debt service expenditures are recorded only when matured and payment is due. Expenditures related to claims and judgments are recognized when the obligations are expected to be liquidated with expendable, available financial resources. Capital asset acquisitions are reported as expenditures in governmental funds. Proceeds from the issuance of long-term debt and acquisitions under capital leases are reported as other financing sources. Grant and interest associated with the current fiscal period are all considered to be susceptible to accrual and so have been recognized as revenues of the current fiscal period.

The proprietary and custodial funds are reported using the *economic resources* measurement focus and the accrual basis of accounting. With this measurement focus, all assets and all liabilities associated with the operation of these funds are included on the fund's Statement of Net Position.

E. Implementation of New Accounting Standards

GASB Statement No. 99, Omnibus 2022 (GASB 99), enhances comparability in accounting and financial reporting and improves consistency of authoritative literature by addressing 1) practice issues that have been identified during implementation and application of certain GASB statements and 2) accounting and financial reporting for financial guarantees. The requirements related to extension of the use of LIBOR, accounting for SNAP distributions, disclosures of nonmonetary transactions, pledges of future revenues by pledging governments, clarification of certain provisions in Statement 34, as amended, and terminology updates related to Statement 53 and Statement 63 are effective upon issuance. The requirements related to leases were implemented in the District's fiscal year 2022 financial statements in conjunction with GASB 87. The requirements related to PPPs and SBITAs are effective for fiscal years beginning after June 15, 2022, and all reporting periods thereafter. These requirements for GASB 99 were implemented in the District's fiscal year 2023 financial statements in conjunction with GASB 94 and GASB 96. The requirements related to financial guarantees and the classification and reporting of derivative instruments within the scope of Statement 53 are effective for fiscal years beginning after June 15, 2023, and all reporting periods thereafter. These requirements for GASB 99 were implemented in the District's fiscal year 2024 financial statements with no impact to amounts previously reported.

Waco Independent School District

Notes to the Financial Statements

GASB Statement No. 100, Accounting Changes and Error Corrections (GASB 100), enhances accounting and financial reporting requirements for accounting changes and error corrections to provide more understandable, reliable, relevant, consistent, and comparable information for making decisions or assessing accountability. This statement 1) defines accounting changes and corrections of errors; 2) prescribes the accounting and financial reporting for each type of accounting change and error corrections; and 3) clarifies required note disclosures. The requirements of this statement are effective for reporting periods beginning after June 15, 2023, with earlier application encouraged. GASB 100 was implemented in the District's fiscal year 2024 financial statements. Additional information can be found in Note 16.

F. Recent Accounting Pronouncements

GASB Statement No. 101, Compensated Absences (GASB 101), improves the information needs of financial statements users by updating the recognition and measurement guidance for compensated absences under a unified model and amending certain previously required disclosures. The requirements of this statement are effective for reporting periods beginning after December 15, 2023, with earlier application encouraged. GASB 101 will be implemented in the District's fiscal year 2025 financial statements and the impact has not yet been determined.

GASB Statement No. 102, Certain Risk Disclosures (GASB 102), improves financial reporting by providing users of financial statements with essential information regarding certain concentrations of constraints and related events that have occurred or have begun to occur that make a government vulnerable to a substantial impact. The requirements of this statement are effective for reporting periods beginning after June 15, 2024, with earlier application encouraged. GASB 102 will be implemented in the District's fiscal year 2025 financial statements and the impact has not yet been determined.

GASB Statement No. 103, Financial Reporting Model Improvements (GASB 103), improves key components of the financial reporting model to enhance its effectiveness in providing information that is essential for decision making and assessing a government's accountability. This statement also addresses certain application issues. The requirements of this statement are effective for reporting periods beginning after June 15, 2025, with earlier application encouraged. GASB 103 will be implemented in the District's fiscal year 2026 financial statements and the impact has not yet been determined.

GASB Statement No. 104, Disclosure of Certain Capital Assets (GASB 104), establishes requirements for certain types of capital assets to be disclosed separately in the capital assets note disclosures. It also establishes requirements for capital assets held for sale, including additional disclosures for those capital assets. The requirements of this statement are effective for reporting periods beginning after June 15, 2025, with earlier application encouraged. GASB 104 will be implemented in the District's fiscal year 2026 financial statements and the impact has not yet been determined.

G. Use of Estimates

The presentation of financial statements, in conformity with generally accepted accounting principles, requires management to make estimates and assumptions that affect the reported amounts of assets and liabilities, disclosure of contingent assets and liabilities at the date of the financial statements, and the reported amounts of revenues and expenditures during the reporting period. Actual results could differ from those estimates.

Waco Independent School District

Notes to the Financial Statements

H. Data Control Codes

The Data Control Codes refer to the account code structure prescribed by TEA in the Resource Guide. The TEA requires school districts to display these codes in the financial statements filed with the Agency in order to ensure accuracy in building a statewide data base for policy development and fiscal planning.

I. Assets, Liabilities, Deferred Outflows/Inflows of Resources, and Net Position/Fund Balance

1. Cash, Cash Equivalents, and Investments

The District's cash and cash equivalents are considered to be cash on hand, demand deposits, negotiable certificates of deposit and short-term investments with original maturities of three months or less from the date of acquisition. All investments in pools are considered cash equivalents.

Investments can consist of non-negotiable certificates of deposit, U.S. Treasury instruments, U.S. Government agency obligations, commercial paper, investments in government sponsored enterprises, repurchase agreements, and obligations of Texas and other states, and their political subdivisions. Investments for the District, except for certain investment pools and non-negotiable certificates of deposit, are reported at fair value. The investment pools operate in accordance with appropriate state laws and regulations and are reported at amortized cost or net asset value, i.e., fair value. Fair value is determined by the amount by which a financial instrument could be exchanged in a current transaction between willing parties. Non-negotiable certificates of deposit are reported at cost. The District accrues interest on temporary investments based on the terms and effective interest rates of the investment.

2. Property Taxes

Property taxes are levied by October 1 on the assessed value as of the prior January 1 for all real and business personal property located in the District in conformity with Subtitle E, Texas Property Tax Code. Taxes are due on receipt of the tax bill and delinquent if not paid before February 1 of the year following the year in which imposed. On January 31 each year, a tax lien attaches to property to secure the payment of all taxes, penalties, and interest ultimately imposed. Property tax revenues are considered available when collected.

Delinquent taxes are prorated between maintenance and debt service based on rates adopted for the year of the levy. Allowances for uncollectible tax receivables within the General and Debt Service Funds are based on historical experience in collecting property taxes. Uncollectible personal property taxes are periodically reviewed and written off according to the Texas Property Tax Code.

3. Interfund Receivables and Payables

Advances between funds, as reported in the fund financial statements, are accounted for in the appropriate interfund receivable and payable accounts. All legally authorized transfers are appropriately treated as transfers and are included in the results of operations. Such balances are eliminated within the governmental activities for the government-wide financial statements.

4. Inventories and Prepaid Items

The District generally reports inventories of supplies using the average cost method. Inventories of governmental funds are recorded as expenditures when consumed rather than when purchased, except for food supplies in the National School Breakfast and Lunch fund, which is reported as an expenditure when purchased. Inventories of food commodities are recorded at fair values by the food service management company. The value of all donated foods received for use in the meal service program are credited to the District through the monthly contract billings and reported as a revenue and expenditure when received. Although commodities are received at no cost, their fair value is supplied by the Texas Department of Agriculture.

Waco Independent School District

Notes to the Financial Statements

Certain payments to vendors reflect costs applicable to future accounting periods and are recorded as prepaid items in both government-wide and fund financial statements. The cost of prepaid items is recorded as expenditures/expenses when consumed rather than when purchased.

5. Capital Assets

Capital assets, which include land, buildings and improvements, furniture, equipment, and vehicles, infrastructure assets (e.g. sidewalks, curbs, and similar items), right-to-use assets, equipment and right-to-use assets, subscription assets are reported in the government-wide financial statements. The District's infrastructure includes parking lots and sidewalks associated with various buildings. The cost of the infrastructure was initially capitalized with the building costs and is being depreciated over the same useful life as the building. Capital assets, except for buildings and improvements and infrastructure assets, are generally defined by the District as assets with an initial unit cost of \$5,000 or more and an estimated useful life in excess of one year. Buildings and improvements are capitalized when the cost of such improvements is \$100,000 or more. Likewise, infrastructure assets costing less than \$500,000 are not capitalized.

Capital assets are recorded at historical cost or estimated historical cost, if purchased or constructed. The costs of normal maintenance and repairs that do not materially add to the value of the asset or extend the lives of assets are not capitalized. Major outlays for capital assets and improvements are capitalized as projects are constructed. Donated capital assets are recorded at acquisition value.

Buildings and improvements, furniture, equipment, and vehicles of the District are depreciated using the straight-line method. Right-to-use assets, equipment and right-to-use assets, subscription assets are amortized on a straight-line basis over the shorter of the lease/subscription term or useful life. The following chart lays out the estimated useful lives of each asset classification:

Capital Asset Classes	Lives
Buildings	50
Buildings and improvements	6 - 50
Infrastructure	10 - 35
Furniture and equipment	4 - 25
Vehicles	8 - 10
Right-to-use assets, equipment	Shorter of lease term or useful life
Right-to-use assets, subscription assets	Shorter of subscription term or useful life

Land and construction in progress are not depreciated/amortized.

6. Leases

The District is a lessee for noncancelable leases of equipment. The District recognizes a lease liability and a right-to-use lease asset in the government-wide financial statements. The District recognizes lease liabilities with an initial, individual value of \$50,000 or more.

At the commencement of a lease, the District measures the lease liability at the present value of payments expected to be made during the lease term. Subsequently, the lease liability is reduced by the principal portion of lease payments. The lease asset is initially measured at the initial amount of the lease liability, adjusted for lease payments made at or before the lease commencement date, plus certain initial direct costs. The lease asset is amortized on a straight-line basis over the shorter of the lease term or its useful life.

Waco Independent School District

Notes to the Financial Statements

Key estimates and judgements related to leases include how the District determines (1) the discount rate it uses to discount the expected lease payments to present value, (2) lease term, and (3) lease payments.

- The District uses the interest rate charged by the lessor as the discount rate. When the interest rate charged by the lessor is not provided, the District uses its estimated incremental borrowing rate as the discount rate for leases.
- The lease term includes the noncancelable period of the lease.
- Lease payments included in the measurement of the liability are composed of fixed payments, the purchase option price that the District is reasonably certain to exercise, lease incentives receivable from the lessor, and any other payments that are reasonably certain of being required based on an assessment of all relevant factors.

The District monitors changes in circumstances that would require a remeasurement of its leases and will remeasure the lease asset and liability if certain changes occur that are expected to significantly affect the amount of the lease liability.

Lease assets are reported with other capital assets and lease liabilities are reported with long-term debt on the statement of net position.

7. Subscription-Based Information Technology Arrangements (SBITAs)

The District has noncancellable contracts with SBITA vendors for the right to use information technology (IT) software, alone or in combination with tangible capital assets (the underlying IT assets). The District recognizes a subscription liability, reported with long-term debt, and a right-to-use subscription asset (an intangible asset), reported with other capital assets, in the government-wide financial statements. The District recognizes subscription liabilities with an initial, individual value of \$50,000 or more.

At the commencement of a SBITA, the District initially measures the subscription liability at the present value of payments expected to be made during the subscription term. Subsequently, the subscription liability is reduced by the principal portion of SBITA payments made. The subscription asset is initially measured as the initial amount of the subscription liability, adjusted for SBITA payments made at or before the SBITA commencement date, plus certain initial implementation costs. Subsequently, the subscription asset is amortized on a straight-line basis over the shorter of the subscription term or the useful life of the underlying IT assets.

Key estimates and judgments related to SBITAs include how the District determines (1) the discount rate it uses to discount the expected subscription payments to present value, (2) subscription term, and (3) subscription payments.

- The District uses the interest rate charged by the SBITA vendor as the discount rate. When the interest rate charged by the SBITA vendor is not provided, the District generally uses its estimated incremental borrowing rate as the discount rate for SBITAs.
- The subscription term includes the noncancellable period of the SBITA.
- Subscription payments included in the measurement of the subscription liability are composed of fixed payments, variable payments fixed-in-substance or that depend on an index or a rate, termination penalties if the District is reasonably certain to exercise such options, subscription contract incentives receivable from the SBITA vendor, and any other payments that are reasonably certain of being required based on an assessment of all relevant factors.

The District monitors changes in circumstances that would require a remeasurement of its SBITAs and will remeasure the subscription asset and liability if certain changes occur that are expected to significantly affect the amount of the subscription liability.

Waco Independent School District

Notes to the Financial Statements

8. Long-term Obligations

In the government-wide financial statements and proprietary fund types in the fund financial statements, long-term debt and other long-term obligations are reported as liabilities in the applicable governmental activities or proprietary fund type statement of net position. Bond premiums and discounts are deferred and amortized over the life of the bonds using the effective interest method. Bonds payable are reported net of the applicable bond premium or discount. Accretion of interest on capital appreciation bonds is recorded at the accreted value through the end of the fiscal year.

In the fund financial statements, governmental fund types recognize bond premiums and discounts, as well as bond issuance costs, during the current period. The face amount of debt issued is reported as an other financing source. Premiums received on debt issuances are reported as other financing sources while discounts are reported as other financing uses. Issuance costs, whether or not withheld from the actual debt proceeds received, are reported as debt service expenditures.

9. Deferred Outflows/Inflows of Resources

Deferred outflows of resources represents a consumption of net assets that applies to a future period(s) and will not be recognized as an outflow of resources (expense/expenditures) until then. *Deferred inflows of resources* represents an acquisition of net assets that applies to a future period(s) and will not be recognized as an inflow of resources (revenue) until that time.

Deferred outflows/inflows of resources are amortized as follows:

- Deferred outflows/inflows from pension and OPEB activities are amortized over the weighted average remaining service life of all participants in the respective qualified pension plan and OPEB plan, except for projected and actual earnings differences on investments which are amortized on a closed basis over a 5-year period.
- District contributions to the pension and OPEB plans after the measurement date of each plan are recognized in the subsequent year.
- Deferred charge on refunding is amortized over the shorter of the life of the refunded or refunding debt.
- Property taxes are recognized in the period the amounts become available.

10. Pensions

The fiduciary net position of the Teacher Retirement System of Texas (TRS) Pension Plan has been determined using the flow of economic resources measurement focus and full accrual basis of accounting. This includes for purposes of measuring the net pension liability, deferred outflows of resources and deferred inflows of resources related to pensions, pension expense, and information about assets, liabilities and additions to/deductions from TRS's Pension Plan fiduciary net position. Benefit payments (including refunds of employee contributions) are recognized when due and payable in accordance with the benefit terms. Investments are reported at fair value.

11. Other Postemployment Benefits (OPEB) Liability

The fiduciary net position of the Teacher Retirement System of Texas (TRS) TRS Care Plan has been determined using the flow of economic resources measurement focus and full accrual basis of accounting. This includes for purposes of measuring the net OPEB liability, deferred outflows of resources and deferred inflows of resources related to other postemployment benefits, OPEB expense, and information about assets, liabilities and additions to/deductions from TRS Care's fiduciary net position. Benefit payments are recognized when due and payable in accordance with the benefit terms. There are no investments as this is a pay-as-you-go plan and all cash is held in a cash account.

Waco Independent School District

Notes to the Financial Statements

12. Government-wide Net Position

Net position represents the difference between the sum of assets and deferred outflows of resources and the sum of liabilities and deferred inflows of resources. The District's net position is composed of the following:

Net investment in capital assets – The component of net position that reports capital assets less both the accumulated depreciation/amortization and the outstanding balance of debt that is directly attributable to the acquisition, construction, or improvements of these capital assets.

Restricted for federal and state programs – The component of net position that reports the difference between assets, deferred outflows of resources, and liabilities and deferred inflows of resources of the federal and state special revenue programs that consists of assets with constraints placed on their use by U.S. Agencies and the Texas Education Agency.

Restricted for debt service – The component of net position that reports the difference between assets, deferred outflows of resources, and liabilities and deferred inflows of resources with constraints placed on their use by law.

Unrestricted – the component of net position that includes the residual difference between assets, deferred outflows of resources, liabilities and deferred inflows of resources that is not classified in the categories mentioned above.

13. Net Position Flow Assumption

Sometimes the District will fund outlays for a particular purpose from both restricted (e.g., restricted bond or grant proceeds) and unrestricted resources. In order to calculate the amounts to report as restricted – net position and unrestricted – net position in the government-wide financial statements, a flow assumption must be made about the order in which the resources are considered to be applied.

It is the District's policy to consider restricted – net position to have been depleted before unrestricted – net position is applied.

14. Governmental Fund Balance Classifications and Policies

Fund balance of governmental funds is reported in various categories based on the nature of any limitations requiring the use of resources for specific purposes. The government itself can establish limitations on the use of resources through either a commitment (committed fund balance) or an assignment (assigned fund balance). The fund balance in governmental funds has been classified as follows to describe the relative strength of the spending constraints:

Nonspendable fund balance – The portion of fund balance that is not expendable or is legally earmarked for a specific use. Nonspendable fund balance reserves may include items such as inventory or prepaid expenses.

Restricted fund balance – The portion of fund balance that reflects resources that can be spent only for specific purposes because of local, state or federal laws, or externally imposed conditions by grantors or creditors. Restricted fund balances include funds for school breakfast and lunch programs, funds restricted for capital asset acquisition, funds used to retire long-term debt, or resources from granting agencies.

Committed fund balance – The portion of fund balance that represents amounts that can only be used for a specific purpose because of a formal action taken by the District's Board of Trustees. Committed amounts cannot be used for any other purpose unless the Board takes the same level of action to remove or change the constraint. The commitment of fund balance must be made prior to fiscal year-end.

Waco Independent School District

Notes to the Financial Statements

Assigned fund balance – The portion of fund balance that represents amounts which the District intends to use for a specific purpose that do not meet the criteria to be classified as restricted or committed. The Board has authorized the administration to assign a portion of the fund balance, not to exceed one percent of the annual operating expenditures, as may be required to meet the financial needs of the District. Assignments within the general fund convey that the intended use of those amounts is for a specific purpose that is narrower than the general purposes of the District itself. Assignments can be made at any time.

Unassigned fund balance – The portion of the spendable fund balance that is not constrained and may be spent for any legal purpose. Only the general fund reports a positive unassigned fund balance. Other governmental funds might report a negative balance in this classification because of overspending for specific purposes for which amounts had been restricted, committed or assigned.

District policy requires that the general operating fund has a sufficient fund balance to maintain fiscal independence in case of a financial need. The District should maintain an unassigned fund balance of at least 20 percent of the total annual operating expenditures of the general fund. By resolution, the Board may commit a portion of the fund balance for a specific purpose. The committed portion of the fund balance must be spent for the specified purpose and may be amended at any time with Board approval. The amount of any budget deficit approved by the Board shall be categorized as an assignment of fund balance.

Encumbrances outstanding at year-end are not reported separately within the fund balance classifications but are reflected in the restricted, committed, or assigned fund balance classifications based on the source of constraints placed upon the resources encumbered. Encumbrances for specific purposes for which amounts have not already been restricted, committed, or assigned are reported as assigned fund balance. Encumbrances are documented by purchase orders and contracts.

In general, it is the District's policy to consider restricted resources to have been spent first when an expenditure is incurred for purposes for which restricted and unrestricted (i.e. committed, assigned, or unassigned) fund balances are available, followed by committed and then assigned fund balances. Unassigned amounts are used after other resources have been used.

J. Revenues and Expenditures/Expenses

1. Program Revenues

Amounts reported as *program revenues* include 1) charges to students or users for goods, services, or privileges provided and 2) grants and contributions that are restricted to meeting the operational or capital requirements of a particular function or segment. Internally dedicated resources are reported as general revenues rather than as program revenues. Likewise, general revenues include all taxes and investment income.

2. Property Taxes

Property values are determined by the County Appraisal District as of January 1 of each year. Prior to September 1 of each year, the District must adopt its annual budget and as soon thereafter as practicable, shall adopt a tax rate thus creating the tax levy. Property taxes for the current calendar year are levied on approximately October 1 of each year and are payable by January 31 of the following year. Property tax receivables are recorded as of the date levied. Unpaid taxes become delinquent on February 1 and a tax lien on real property is created as of July 1 of each year.

Waco Independent School District

Notes to the Financial Statements

3. Proprietary Funds Operating and Nonoperating Revenues and Expenses

Proprietary funds distinguish operating revenues and expenses from non-operating items. Operating revenues and expenses generally result from providing services and producing and delivering goods in connection with a proprietary fund's principal ongoing operations. The principal operating revenues of the District's internal service fund are charges to the funds and/or employees for self-funded health insurance, workers' compensation and unemployment services. Operating expenses for the internal service fund include the cost of services and administrative expenses. All revenues and expenses not meeting this definition are reported as non-operating revenues and expenses.

Note 2. Stewardship, Compliance, and Accountability

A. Budgetary Information

By August 20, the District prepares a proposed budget for the succeeding fiscal year beginning September 1. The proposed budget includes expenditures and the means of financing them. A meeting of the Board of Trustees is then called for the purpose of adopting the proposed budget. At least ten days' public notice of the meeting must be given. Prior to September 1, the budget is legally adopted through passage of a resolution by the Board.

The appropriated budget is prepared by fund, function, object, organization, and program intent code as required under the TEA's FASRG. The legal level of budgetary control (i.e., the level at which expenditures may not legally exceed appropriations) is at the function level. As required by law, such amendments are made before the fact, are reflected in the official minutes of the Board, and are not made after fiscal year end. Because the District has a policy of careful budgetary control, amendments were necessary during the year. Additionally, the Board approved supplemental budgetary appropriations throughout the year. These revisions are further detailed in the notes to the required supplementary information.

As legally adopted, the District's official budget includes budgets for the general fund, the National School Breakfast and Lunch program, and the debt service fund. Annual budgets are also adopted for the Regional Day School for the Deaf, the McLennan County Challenge Academy, and the Greater Waco Advanced Academies, for which the District acts as fiscal agent.

Although special revenue funds, other than the National School Breakfast and Lunch program and funds previously listed, do not have formally appropriated annual budgets, since other means control the use of these resources (e.g., grant awards and endowment requirements) and may span a period of more than one fiscal year, budgets are prepared for these funds, as well as for capital projects funds and the internal services fund, as a management tool to ensure that resources are obtained and used in accordance with other finance-related legal or contractual requirements. Budgets for capital projects fund(s) are appropriated on a project basis. Specific projects are individually authorized by the Board, in compliance with applicable bond covenants, for construction funded from proceeds of long-term debt financing.

B. Encumbrances

The District utilizes encumbrance accounting in its governmental funds. Encumbrances represent commitments related to contracts not yet performed and are used to control expenditures for the year and enhance cash management. The encumbrance account does not represent an expenditure for the period, only a commitment to expend resources.

Waco Independent School District

Notes to the Financial Statements

Prior to year-end, every effort is made to liquidate outstanding encumbrances. Encumbrances for open purchase orders or contracts outstanding at the end of the fiscal year are usually honored by the District. If the District allows encumbrances to lapse, even though it will honor the encumbrance, the appropriations authority expires. Funds for significant encumbrances are reappropriated in the following year's budget. Encumbrances outstanding at year-end are reported in restricted or committed, or assigned fund balances, as appropriate.

At August 31, 2024 certain amounts which were previously restricted, committed, or assigned for specific purposes have been encumbered in the governmental funds. Significant encumbrances included in governmental fund balances are as follows:

	Encumbrances Included in:	
	Restricted Fund Balance	Committed Fund Balance
General fund	\$ 53	\$ 1,347,193
Nonmajor governmental funds	943,804	-
Capital projects fund	82,040,111	-
Total encumbrances	\$ 82,983,968	\$ 1,347,193

Note 3. Cash and Investments

Deposit and investment transactions of the District are regulated by state statutes through provisions of Chapter 23, Subchapter E, Sections 23.71 through 23.8, The School Depository Act, of the Texas Education Code and other code sections referenced therein and through provisions of the Texas Revised Civil Statutes, Title 47, Articles 2529c and 2548a, regarding security for District funds in Depository Institutions.

In accordance with applicable statutes, the District has a depository contract with an area bank providing for interest rates to be earned on deposited funds and for banking charges incurred as a result of banking services received. Depository contracts have a term of two years, commencing with the start of every odd-numbered fiscal year. Depository contracts are awarded on the basis of competitive bids received from area banks.

The depository bank pledges securities which comply with state law and these securities are held for safekeeping and trust with the District's and the depository bank's agent bank. The pledged securities are in compliance with the Texas Government Code, Chapter 2257, "Collateral for Public Funds", and are sufficient to meet the terms agreed to in the current depository contract. The District's depository agreement with the bank requires an irrevocable standby letter of credit issued in favor of the District by the Federal Home Loan Bank of Dallas.

At August 31, 2024, the bank's combined balances totaled \$16,353,240. District funds are insured by full Federal Deposit Insurance Corporation (FDIC) coverage up to \$250,000 for combined demand accounts and \$250,000 for the combined amount of all time and savings accounts with the remaining amount secured by the letter of credit issued in the amount of \$45,500,000 and pledged securities of \$500,000. In addition, the following is disclosed regarding coverage of combined cash and certificates of deposit balances on the date of highest deposit:

- Depository bank: Extraco Banks
- Total amount of FDIC coverage at the time of highest combined balance was \$250,000

Waco Independent School District

Notes to the Financial Statements

The District's investment policy is in accordance with the Public Funds Investment Act, the Public Funds Collateral Act, and federal and state laws. The Texas Education Code (TEC) and the Texas Public Funds Investment Act (PFIA), as prescribed in Chapter 2256 of the Texas Government Code and the District's investment policies, regulate deposits and investment transactions of the District.

The TEC authorizes the District to place the proceeds from debt issues in properly secured or collateralized interest-bearing time deposits with any Texas state or national bank having federal depository insurance coverage for depositors or directly in bonds or other obligations of the United States or U.S. Agency securities. TEC requirements prohibit the District from investing debt issue proceeds in interest-bearing time deposits that have any risk of original invested principal loss.

Statutes authorize the entity to invest in (1) obligations of the U.S. Treasury, certain U.S. agencies, and the State of Texas; (2) certificates of deposit; (3) certain municipal securities; (4) money market savings accounts; (5) repurchase agreements; (6) bankers' acceptances; (7) mutual funds; (8) investment pools; (9) guaranteed investment contracts; (10) and common trust funds.

The PFIA requires an annual review and approval of investment policies and practices. The review disclosed that in this area of investment practices, management reports, and establishment of appropriate policies, the District materially adhered to the requirements of the PFIA.

For fiscal year 2024, the District invested in certificates of deposits (direct purchase bank issue and brokered) and other FDIC insured deposits, commercial paper, public funds investment pools, and money market funds.

In accordance with the provisions of GASB Statement No. 31, *Accounting and Financial Reporting for Certain Investments and for External Investment Pools*, certain District investments have been recorded at fair value based upon quoted market prices as of August 31, 2024 with the increase or decrease in fair value being recorded as a component of earnings on investments. The District categorizes its fair value measurements within the fair value hierarchy established by generally accepted accounting principles. GASB Statement No. 72, *Fair Value Measurement and Application*, provides a framework for measuring fair value which establishes a three-level fair value hierarchy that describes the inputs that are used to measure assets and liabilities.

- Level 1 inputs are quoted prices (unadjusted) for identical assets or liabilities in active markets that a government can access at the measurement date.
- Level 2 inputs are inputs – other than quoted prices included within Level 1 – that are observable for an asset or liability, either directly or indirectly.
- Level 3 inputs are unobservable inputs for an asset or liability.

The fair value hierarchy gives the highest priority to Level 1 inputs and the lowest priority to Level 3 inputs. If a price for an identical asset or liability is not observable, a government should measure fair value using another valuation technique that maximizes the use of relevant observable inputs and minimizes the use of unobservable inputs. If the fair value of an asset or a liability is measured using inputs from more than one level of the fair value hierarchy, the measurement is considered to be based on the lowest priority level input that is significant to the entire measurement.

Waco Independent School District

Notes to the Financial Statements

As of August 31, 2024, the District's governmental activities cash and cash equivalents and investments with respective maturities and credit rating are as follows:

	August 31, 2024	Percent of Total Investments	Weighted Average Maturity (Days)	Rating
Governmental Funds:				
Cash and cash equivalents:				
Cash on hand	\$ 15,530	0%	-	Not rated**
Cash in depository	18,282,508	9%	-	Not rated**
Certificates of deposit	4,132,000	2%	287	Not rated**
Insured Cash Shelter, First National Bank of McGregor	10,959,446	5%	-	Not rated**
Insured Cash Shelter, Landing Rock	8,933,458	4%	-	Not rated**
Investments measured at amortized cost, not subject to level reporting:				
Investment pools:				
Lone Star - government overnight fund	26,586,745	13%	23	AAAm*
TexPool	17,553,320	8%	36	AAAm*
TexasDAILY	69,452,767	33%	42	AAAm**
Investments measured at Net Asset Value (NAV), not subject to level reporting:				
Investment pools:				
Lone Star - corporate overnight plus fund	1,120,140	1%	46	AAAf/S1+*
TexasCLASS	44,704,424	21%	35	AAAm*
TexasTERM fixed rate, fixed term	10,943,478	5%	131	AAAf*
Total cash and cash equivalents	212,683,816	100%		
Total value	\$ 212,683,816	100%		
Portfolio weighted average maturity			39	
	August 31, 2024	Percent of Total Investments	Weighted Average Maturity (Days)	Rating
Custodial Funds:				
Investments:				
Certificates of deposit	\$ 5,928	37%	450	Not rated**
Certificates of deposit	7,034	44%	450	Not rated**
Certificates of deposit	3,120	19%	218	Not rated**
Total value	\$ 16,082	100%		
Portfolio weighted average maturity			405	

* Standard & Poor's Rating

** FDIC insured

Investment pools are measured at amortized cost or fair value and are exempt from level reporting. Certificates of deposit are measured at cost.

Waco Independent School District

Notes to the Financial Statements

The District purchases certificates of deposit (CD) through direct purchase, issued by depository institutions that have its main office or a branch office in Texas that is guaranteed or insured by the FDIC. The District also purchases CDs through a broker that has its main office or a branch office in this state and selected from a list adopted by the Board of Trustees as required by Government Code 2256.025. These purchase programs include the *Certificate of Deposit Account Registry Services (CDARS)* program and the *Texas TERM CD Purchase Program*. CDs are purchased in principal amounts that, when aggregated with interest to accrue over the term of the CD, will not exceed \$250,000, therefore ensuring that each CD will be insured by the FDIC. The *Texas TERM CD Purchase Program* offers participants competitive rates of return on FDIC-insured investments. The CDs in which a participant invests are direct investments of the participant, are not assets of the Texas TERM Local Government Investment Pool and are not held in any portfolio of the Pool.

The District holds a number of CDs issued by local depository institutions in its fiduciary capacity over custodial funds. In purchasing the CDs, the District obtains rate quotes from local depository institutions. All deposits are fully covered through FDIC insurance.

Through the *Landing Rock* and *The First National Bank of McGregor*, the District maintains interest-bearing on-demand deposits. These programs invest funds at financial institutions throughout the U.S. The District has entered into agreements with Landing Rock and The First National Bank of McGregor to act in an agent capacity for the programs. Funds in these programs are FDIC insured upon deposit at participating program institutions. Cash deposits are distributed among well capitalized banks in increments of less than \$250,000, the current FDIC insurance limit. Liquidity is at par plus interest, without early withdrawal penalties or fees.

The certificates of deposit and money market funds are deposited in such a manner that maintains full insurance of the funds by the FDIC. Consequently, these amounts are excluded from the fair value hierarchy as they are considered deposits with financial institutions.

Lone Star is duly chartered by the State of Texas Interlocal Cooperation Act, is administered by First Public, LLC, a subsidiary of the Texas Association of School Boards, and managed by Mellon Investments Corporation and American Beacon Advisors. State Street Bank and Trust Company is the custodial bank.

TexPool is duly chartered and overseen by the State Comptroller's Office, administered and managed by Federated Hermes, Inc. State Street Bank serves as the custodial bank. The portfolio consists of U.S. Government securities; collateralized repurchase and reverse repurchase agreements; and AAA rated money market mutual funds.

The Texas Range Investment Program "the Pool" was organized as the TexasTERM Local Government Investment Pool in conformity with the State of Texas Interlocal Cooperation Act and is administered by PFM Asset Management, LLC. U.S. Bank serves at the Pool's custodial bank. The Pool operates three separate investment Portfolios, Texas DAILY, Texas DAILY Select and Texas TERM.

The Lone Star Government Overnight, TexPool and TexasDAILY investment pools are external investment pools measured at amortized cost. In order to meet the criteria to be recorded at amortized cost, investment pools must transact at a stable net asset value per share and maintain certain maturity, quality, liquidity, and diversification requirements within the investment pool. The investment pools transact at a net asset value of \$1.00 per share, have weighted average maturity of 60 days or less and weighted average life of 120 days or less. Investments held are highly rated by a nationally recognized statistical rating organization, have no more than 5% of portfolio with one issuer (excluding U.S. government securities), and can meet reasonably foreseeable redemptions.

Waco Independent School District

Notes to the Financial Statements

Texas CLASS was created in accordance with the requirements contained in section 2256.016 of the Public Funds Investment Act (PFIA). The Texas CLASS Trust Agreement is an agreement of indefinite term regarding the investment, reinvestment, and withdrawal of local government funds. The parties to the Trust Agreement are Texas local government entities that choose to participate in the Trust (the Participants), Public Trust Advisors, LLC (Public Trust) as Program Administrator, and UMB Bank, N.A. as Custodian.

The Lone Star Corporate Overnight Plus and Texas CLASS investment pools are external investment pools measured at fair value, i.e., their net asset value. Such investment pool's strategy is to seek preservation of principal, liquidity, and current income through investment in a diversified portfolio of short-term marketable securities. The District has no unfunded commitments related to the investment pools. Such investment pools have a redemption notice period of one day and may redeem daily.

These investment pools' authorities may only impose restrictions on redemptions in the event of a general suspension of trading on major securities market, general banking moratorium, or national or state emergency that affects the pools' liquidity.

The TexasTERM is a fixed-rate, fixed-term portfolio that enables investors to lock in a fixed rate for a term of 60 days to 365 days. The portfolio is measured at fair value, i.e., net asset value and seeks to assure the return of principal on the planned maturity date, although principal value may fluctuate prior to that date, and therefore may be greater or less than \$1.00 a share. Significant fees may be charged for redemptions prior to the agreed-upon redemption date.

Interest Rate Risk

In accordance with the District's investment policy, investments are made in a manner that ensures the preservation of capital in the overall portfolio and offsets during a twelve-month period any market price losses resulting from interest-rate fluctuations by income received from the balance of the portfolio. The District's investment strategy states that no individual transaction shall be undertaken that jeopardizes the total capital position of the overall portfolio. To limit the risk that changes in interest rates will adversely affect the fair value of investments, the District manages its exposure to declines in fair values by limiting the maturity of its investment portfolio. The term of any collateralized mortgage obligation is limited to ten years, repurchase agreements may not exceed 90 days, bankers' acceptances and commercial paper must have a stated maturity of 270 days or less, no-load money market mutual funds must have a dollar-weighted average stated maturity of 90 days or less, and no-load mutual funds must have an average weighted maturity of less than two years.

Custodial Credit Risk for Deposits

This is the risk that, in the event of a bank failure, the District's deposits may not be returned. All deposits not covered by FDIC insurance but held in the depository bank, Extraco, were fully collateralized.

Custodial Credit Risk for Investments

To limit the risk that, in the event of the failure of the counterparty to a transaction, a government will not be able to recover the value of investment or collateral securities that are in possession of an outside party, the District requires counterparties to register the securities in the name of the District and hand them over for safekeeping with the District's designated agent.

Waco Independent School District

Notes to the Financial Statements

Credit Risk

It is the District's policy to limit its investment in a manner that ensures the preservation of capital in the overall portfolio. Specifically, repurchase agreements must be secured by obligations of the United States or its agencies, commercial paper must be rated not less than 'A-1' or 'P-1', no-load mutual funds must be rated not less than 'AAA' or its equivalent, and public funds investment pools must be continuously rated no lower than 'AAA' or 'AAAm' or at an equivalent rating. The District's investments in local government investment pools (LGIPs) include: Lone Star, Texas Class, Texas DAILY, Texas TERM, and TexPool. These are all public funds investment pools operating in full compliance with the Public Funds Investment Act. With the exception of the Lone Star Corporate Overnight Plus fund and the Texas TERM fixed rate, fixed term investments which are rated 'AAAF', all are rated 'AAAm' by Standard and Poor's.

Note 4. Local Revenues and Property Taxes

Local and intermediate sources revenues are comprised of the following:

	General Fund	Debt Service Fund	Capital Projects Fund	Nonmajor Governmental Funds	Total
Property taxes	\$ 62,973,715	\$ 21,579,785	\$ -	\$ -	\$ 84,553,500
Other tax related income	676,975	213,380	-	-	890,355
SSA revenue from member districts	73,026	-	-	1,552,179	1,625,205
Tuition and fees	133,365	-	-	1,645,400	1,778,765
Investment income	4,628,746	735,540	11,737,730	272,609	17,374,625
Rental income	217,687	-	-	-	217,687
Gifts and bequests	30,100	-	-	746,412	776,512
Insurance recoveries	537,146	-	-	-	537,146
Food sales	-	-	-	612,982	612,982
Extracurricular activities	376,073	-	-	80,248	456,321
Other charges for services	119,894	-	-	442,841	562,735
Other intermediate source revenue	328,739	9,500	35,292	603	374,134
Total	\$ 70,095,466	\$ 22,538,205	\$ 11,773,022	\$ 5,353,274	\$ 109,759,967

Property Taxes

Appraisal of property within the District is the responsibility of the McLennan County Appraisal District. The District's ad valorem property tax is levied on October 1 on the assessed value as of the prior January 1 for all real and business personal property located in the District. Taxes are due and payable on receipt of the tax bill. On January 1 of each year, a tax lien attaches to property to secure the payment of all taxes, penalties, and interest imposed. The assessed value of the roll on January 1, 2023 was \$13,622,908,863. After deductions of all exemptions and reductions provided by law, the 2023 tax levy was based on a net taxable value of \$8,967,052,860.

The tax rates assessed for the year ended August 31, 2024, to finance general fund operations and the payment of principal and interest on long-term debt were \$0.76640 and \$0.26219 per \$100 valuation, respectively, for a total rate of \$1.02859 per \$100 valuation. Property tax revenues are considered available when collected. Current tax collections for the fiscal year ended August 31, 2024, were 98.32% of the adjusted tax levy.

Waco Independent School District

Notes to the Financial Statements

All taxes become delinquent on February 1 of the subsequent year. Delinquent taxes are prorated between maintenance and debt service based on rates adopted for the year of the levy. Allowances for uncollectible taxes within the general and debt service funds are based upon historical experience in collecting property taxes. The District has provided an allowance for estimated uncollectible property taxes and estimated adjustments within the general and debt service funds of \$992,196 and \$281,216 respectively.

The Texas Property Tax Code directs tax collectors to cancel and remove from the tax rolls real property taxes that have been delinquent more than 20 years and personal property taxes that have been delinquent more than 10 years. Additionally, the Texas Property Tax Code provides that personal property may not be seized and a suit may not be filed to collect a tax on personal property that has been delinquent more than four years. Approximately 66% of the remaining levy is not expected to be collected in the subsequent year.

Note 5. Unearned Revenue

Governmental funds report unearned revenue in connection with receivables for revenues that are considered to be unavailable to liquidate liabilities in the current period or in connection with resources that have been received, but not yet earned.

A summary of unearned revenue by fund follows:

	<u>Unearned Revenue</u>
General fund	
Event fees and tuition received before earned	\$ 14,789
Other governmental funds	
Payments to fiscal agent received in excess of expenditures	519,779
Grant funds received prior to meeting eligibility requirements	<u>366,687</u>
Total	<u><u>\$ 901,255</u></u>

Note 6. Interfund Balances and Transfers

Interfund balances result from the time lag between the dates that reimbursable expenditures occur and payments between funds are made. The interfund receivable and payable between the general fund, ESSER III, and nonmajor governmental funds occurs when expenditures take place before the reimbursement is received from the granting agency. The interfund balances between the general fund and the capital projects, debt service, and internal services funds occur due to payments made from the general fund operating account on behalf of these funds. The interfund balances between the internal services fund and the general and nonmajor governmental funds occurs due to the recording of health insurance, workers' compensation and unemployment liabilities recorded but not yet funded.

Waco Independent School District

Notes to the Financial Statements

Interfund balances at August 31, 2024, consisted of the following:

Funds	Interfund Receivables	Interfund Payables
General fund	\$ 10,418,942	\$ 3,738,156
Debt Service fund	25,395	-
Capital Projects fund	981,085	-
ARP ESSER III	-	9,453,208
Nonmajor governmental funds	1,163,215	965,734
Internal Service fund	1,568,461	-
Totals	\$ 14,157,098	\$ 14,157,098

Operating transfers take place without an equivalent flow of assets back to the transferring fund with no expectation of repayment. In the year ended August 31, 2024, operating transfers were made between the following funds:

Transfer Out	Transfers In	Amount
General Fund	Nonmajor Fund	\$ 357,635

During the fiscal year ended August 31, 2024 the District made a single one-time transfer of \$357,635 from the General Fund to a non-major special revenue fund to cover the operating deficit for the Greater Waco Advanced Academies Fund.

Note 7. Capital Assets

Capital asset activity for the District for the year ended August 31, 2024 was as follows:

	Beginning Balance	Additions	Retirements, Transfers, and Adjustments	Ending Balance
Governmental activities:				
Capital assets, not being depreciated/amortized:				
Land	\$ 11,217,629	\$ -	\$ (4,787)	\$ 11,212,842
Construction in progress	136,081,080	146,113,113	(70,500,358)	211,693,835
Total capital assets, not being depreciated/amortized	147,298,709	146,113,113	(70,505,145)	222,906,677
Capital assets, being depreciated/amortized:				
Buildings and improvements	295,645,344	-	59,924,719	355,570,063
Furniture, equipment and vehicles	40,757,319	1,882,203	(569,397)	42,070,125
Right-to-use assets, equipment	1,236,110	490,130	(111,509)	1,614,731
Right-to-use assets, subscription assets	1,123,943	-	-	1,123,943
Total capital assets, being depreciated/amortized	338,762,716	2,372,333	59,243,813	400,378,862
Less accumulated depreciation/amortization for:				
Buildings and improvements	(138,927,141)	(5,867,442)	6,363,522	(138,431,061)
Furniture, equipment and vehicles	(31,643,074)	(2,125,266)	500,771	(33,267,569)
Right-to-use assets, equipment	(371,231)	(251,359)	111,509	(511,081)
Right-to-use assets, subscription assets	(222,415)	(324,656)	-	(547,071)
Total accumulated depreciation/amortization	(171,163,861)	(8,568,723)	6,975,802	(172,756,782)
Total capital assets, being depreciated/amortized, net	167,598,855	(6,196,390)	66,219,615	227,622,080
Governmental activities capital assets, net	\$ 314,897,564	\$ 139,916,723	\$ (4,285,530)	\$ 450,528,757

Waco Independent School District

Notes to the Financial Statements

Depreciation/amortization expense of the governmental activities for the year ended August 31, 2024 was charged to the functions as follows:

Governmental activities:		
11	Instruction	\$ 4,494,494
12	Instructional resources and media services	179,313
13	Curriculum and instructional staff development	9,895
21	Instructional leadership	108,316
23	School leadership	88,897
31	Guidance, counseling, and evaluation services	38,143
33	Health services	37,361
34	Student transportation	484,141
35	Food services	964,678
36	Extracurricular activities	826,822
41	General administration	119,723
51	Plant maintenance and operations	565,162
52	Security and monitoring services	325,207
53	Data processing services	296,363
61	Community services	30,208
		<hr/>
	Total depreciation/amortization expense	\$ 8,568,723
		<hr/> <hr/>

The District has active construction projects as of August 31, 2024. The projects include the construction and equipment of school facilities. At year-end, the District's active commitments with contractors are as follows:

Project	Remaining Commitment
<hr/>	<hr/>
Waco High Rebuild Project	\$ 40,545,991
Tennyson Middle School Rebuild	2,745,217
G. W. Carver Replacement	398,143
Kendrick Elementary School Rebuild	21,907,342
South Waco Elementary School Addition	16,443,418
	<hr/>
Total	\$ 82,040,111
	<hr/> <hr/>

Note 8. Long-term Liabilities

The District's long-term liabilities consist of bonded indebtedness, leases payable, subscriptions payable, arbitrage liability, net pension liability and net other postemployment benefits liability. The current requirements for general obligation bonds principal and interest are accounted for in the debt service fund. The current requirements for leases, subscriptions and revenue bonds are accounted for in the general fund. The current requirements for the net pension liability and net other postemployment benefits liability are accounted for in the general and special revenue funds. The current requirements for the arbitrage liability will be accounted for in the capital projects fund.

The District issues general obligation bonds to provide funds for the acquisition and construction of major capital facilities.

Waco Independent School District

Notes to the Financial Statements

Changes in Long-term Liabilities

Long-term liability activity for the year ended August 31, 2024, was as follows:

	Beginning Balance	Additions and (Provision Adjustment)	Reductions	Ending Balance	Due Within One Year
Governmental activities:					
Bonds payable:					
General obligation bonds, par	\$ 453,665,000	\$ -	\$ (4,385,000)	\$ 449,280,000	\$ 5,240,000
Premiums	26,333,586	-	(1,462,623)	24,870,963	-
Accumulated accretion	8,849,280	60,896	(4,360,000)	4,550,176	-
Total bonds payable, net	488,847,866	60,896	(10,207,623)	478,701,139	5,240,000
Leases payable	870,963	490,130	(239,452)	1,121,641	262,174
Subscriptions payable	683,467	-	(293,722)	389,745	248,563
Arbitrage liability	-	5,900,731	-	5,900,731	-
Net pension liability	59,185,439	67,801,449	(59,185,439)	67,801,449	-
Net OPEB liability	31,028,582	27,861,900	(31,028,582)	27,861,900	-
Governmental activities long-term liabilities	\$ 580,616,317	\$ 102,115,106	\$ (100,954,818)	\$ 581,776,605	\$ 5,750,737

General Obligation Bonds

The District issues general obligation bonds to provide funds for the construction and equipment of school facilities and to refund general obligation bonds. General obligation bonds are direct obligations and pledge the full faith and credit of the District. These are issued as current interest bonds, serial or term bonds, or capital appreciation bonds (CAB). Certain outstanding bonds may be redeemed at their par value prior to their normal maturity dates in accordance with the terms of the related bond indenture. The \$449,280,000 in outstanding general obligation bonds and related liabilities comprises debt backed by the full faith of the State of Texas Permanent School Fund.

The following is a summary of changes in the general obligation bonds for the fiscal year:

Series	Interest Rate	Original Issue	Maturity Date	Beginning Balance	Additions	Reductions	Ending Balance
2016 REF	2.00-5.00%	\$ 47,120,000	2030	\$ 12,165,000	\$ -	\$ (1,690,000)	\$ 10,475,000
2021 REF	1.44-5.00%	105,915,000	2038	102,305,000	-	-	102,305,000
2021 (CAB)	0.46-0.73%	825,000	2025	670,000	-	(445,000)	225,000
2022 U/L School Bldg Bonds	2.75-5.00%	189,500,000	2052	188,870,000	-	(710,000)	188,160,000
2022B U/L School Bldg Bonds	4.00-5.00%	72,885,000	2052	71,200,000	-	(1,065,000)	70,135,000
2023 U/L School Bldg Bonds	4.00-5.00%	78,455,000	2053	78,455,000	-	(475,000)	77,980,000
Totals				\$ 453,665,000	\$ -	\$ (4,385,000)	\$ 449,280,000

Waco Independent School District

Notes to the Financial Statements

General obligation bonds mature serially and the capital appreciation bonds accrete in value through 2025. Debt service requirements for general obligation bonds are as follows:

Year Ending August 31,	Principal	Interest	Total Requirements
2025	\$ 5,240,000	\$ 20,691,492	\$ 25,931,492
2026	10,250,000	15,855,742	26,105,742
2027	10,745,000	15,361,892	26,106,892
2028	11,285,000	14,824,642	26,109,642
2029	11,850,000	14,260,392	26,110,392
2030 - 2034	66,555,000	63,985,605	130,540,605
2035 - 2039	75,275,000	54,521,608	129,796,608
2040 - 2044	83,125,000	41,675,431	124,800,431
2045 - 2049	100,430,000	24,366,225	124,796,225
2050 - 2054	74,525,000	5,702,781	80,227,781
Totals	\$ 449,280,000	\$ 271,245,810	\$ 720,525,810

Defeased Debt

In prior years, the District defeased certain outstanding bonds by placing the proceeds of new bonds in an irrevocable trust to provide for future debt service payments on the old bonds. Accordingly, the respective trust account assets and related liabilities for the defeased bonds are not included in the District's financial statements. At year end there were \$22,940,000 outstanding bonds considered defeased from the Unlimited Tax Refunding Bonds, Series 2016.

A portion of the bonds sold in 2021 were capital appreciation bonds, commonly referred to as "premium compound interest bonds". These bonds were issued at a discount to their par or maturity value and will accrete interest until maturity. The following reflects the total accreted value of outstanding capital appreciation bonds at August 31, 2024.

Series	Amount Due at Maturity	Amount Received at Issue	Total to be Accreted	Beginning Balance	Current Year Accretion	Additions/ (Maturities)	Ending Balance
UTRB, Series 2021	\$ 10,470,000	\$ 825,000	\$ 9,645,000	\$ 8,849,280	\$ 60,896	\$ (4,360,000)	\$ 4,550,176
Total	\$ 10,470,000	\$ 825,000	\$ 9,645,000	\$ 8,849,280	\$ 60,896	\$ (4,360,000)	\$ 4,550,176

There are a number of limitations and restrictions contained in the general obligation bond indentures. The District is in compliance with all significant limitations and restrictions at August 31, 2024. The District's interest and sinking (I&S) ad valorem tax rate is subject to a \$0.50 tax rate cap limitation. The District's I&S tax rate for the 2023 tax year was \$0.26219.

As of August 31, 2024 the District had no authorized but unissued bonds remaining from the November 2, 2021 bond election.

Waco Independent School District

Notes to the Financial Statements

Federal Arbitrage

The Federal Tax Reform Act of 1986 enacted section 148(f) in the Internal Revenue Code, relating to arbitrage rebate requirements, which generally provides that, in order for interest on any issue of obligation to be excluded from gross income, the issuer must rebate to the United States the sum of (1) the excess of the amount earned on all “non-purpose investments” acquired with “gross proceeds” of the issue over the amount which would have been earned if such investments had been invested at a yield equal to the yield on the issue, and (2) the earnings on such excess earnings.

The Act requires issuers of tax-exempt debt to make payments to the U.S. Treasury for investment income received at yields that exceed the issuer's tax exempt borrowing rates. The Treasury requires payment for each issue every five years. The estimated liability is updated annually for all tax-exempt issuances or changes in yields until such time payment of the calculated liability is due.

The District estimates and updates its liability annually for all tax-exempt issuances, as required by law. As of August 31, 2024, the District had an arbitrage rebate liability of \$5,900,731, recorded as a noncurrent liability in the government-wide financial statements.

Leases Payable

The District enters into lease agreements From time to time as a lessor of equipment. As of August 31, 2024, the District had 45 active leases. The leases have payments that range from \$161 to \$106,200, interest rates that range from 0.2180% to 2.6760%, and lease terms that range from two to nine years. As of August 31, 2024, the total combined value of the lease liability is \$1,121,641, the total combined value of the short-term lease liability is \$262,174. As of August 31, 2024, the combined value of the right-to-use assets, equipment of \$1,614,731 with accumulated amortization of \$511,081 is included within the capital assets table found in Note 7.

The schedule of principal and interest requirements to maturity is as follows:

Year Ending August 31,	Principal	Interest	Total Requirements
2025	\$ 262,174	\$ 16,507	\$ 278,681
2026	258,761	11,685	270,446
2027	241,678	6,929	248,607
2028	157,690	3,138	160,828
2029	104,519	1,681	106,200
2030	96,819	531	97,350
Totals	\$ 1,121,641	\$ 40,471	\$ 1,162,112

Subscriptions Payable

As of August 31, 2024, the District had 8 active subscriptions. The subscriptions have payments that range from \$0 to \$97,875, interest rates that range from 2.0237% to 3.3050%, and subscription terms that range from two to five years. As of August 31, 2024, the total combined value of the subscription liability is \$389,745, and the total combined value of the short-term subscription liability is \$248,563. As of August 31, 2024, the combined value of the right-to-use assets, subscription assets of \$1,123,943 with accumulated amortization of \$547,071 is included within the capital assets table found in Note 7. The subscriptions had no variable payments and no other payments included in the subscription liability.

Waco Independent School District

Notes to the Financial Statements

The schedule of principal and interest requirements to maturity is as follows:

Year Ending August 31,	Principal	Interest	Total Requirements
2025	\$ 248,563	\$ 11,424	\$ 259,987
2026	87,942	4,437	92,379
2027	53,240	1,760	55,000
Totals	\$ 389,745	\$ 17,621	\$ 407,366

Note 9. Fund Balance

Committed Fund Balance

The other committed fund balance in the governmental funds consists of the following:

	General Fund	Nonmajor Funds
Open purchase orders	\$ 2,657,166	\$ -
Texas Workforce Commission Apprenticeship Training	-	15,715
Campus activity funds	-	691,387
Total other committed fund balance	\$ 2,657,166	\$ 707,102

Note 10. Pension Obligations Under Defined Benefit Retirement Plan

Plan Description

The District participates in a cost-sharing multiple-employer defined benefit pension that has a special funding situation. The plan is administered by the Teacher Retirement System of Texas (TRS) and is established and administered in accordance with the Texas Constitution, Article XVI, Section 67 and Texas Government Code, Title 8, Subtitle C. The pension trust fund is a qualified pension trust under Section 401(a) of the Internal Revenue Code. The Texas Legislature establishes benefits and contribution rates within the guidelines of the Texas Constitution. The pension's Board of Trustees does not have the authority to establish or amend benefit terms.

All employees of public, state-supported educational institutions in Texas who are employed for one-half or more of the standard work load and who are not exempted from membership under Texas Government Code, Title 8, Section 822.002 are covered by the system.

Pension Plan Fiduciary Net Position

Detailed information about the TRS's fiduciary net position is available in a separately-issued Annual Comprehensive Financial Report (ACFR) that includes financial statements and required supplementary information. That report may be obtained on the Internet at http://www.trs.texas.gov/Pages/about_archive_acfr.aspx ; by writing to TRS at 1000 Red River Street, Austin, TX, 78701-2698; or by calling (512) 542-6592.

Waco Independent School District

Notes to the Financial Statements

Benefits Provided

TRS provides service and disability retirement, as well as death and survivor benefits, to eligible employees (and their beneficiaries) of public and higher education in Texas. The pension formula is calculated using 2.3% (multiplier) times the average of the five highest annual creditable salaries times years of credited service to arrive at the annual standard annuity, except for members who are grandfathered where the three highest annual salaries are used. The normal service retirement is at age 65 with 5 years of credited service or when the sum of the member's age and years of credited service equals 80 or more years. Early retirement is at age 55 with 5 years of service credit or earlier than 55 with 30 years of service credit. There are additional provisions for early retirement if the sum of the member's age and years of service credit total at least 80, but the member is less than age 60 or 62 depending on date of employment, or if the member was grandfathered in under a previous rule. There are no automatic postemployment benefit changes, including automatic cost of living adjustments (COLAs). Ad hoc postemployment benefit changes, including ad hoc COLAs can be granted by the Texas Legislature as previously noted in the Plan Description above.

Texas Government Code section 821.006 prohibits benefit improvements if, as a result of the particular action, the time required to amortize TRS' unfunded actuarial liabilities would be increased to a period that exceeds 31 years, or, if the amortization period already exceeds 31 years, the period would be increased by such action.

Contributions

Contribution requirements are established or amended pursuant to Article XVI, section 67 of the Texas Constitution which requires the Texas legislature to establish a member contribution rate of not less than 6% of the member's annual compensation and a state contribution rate of not less than 6% and not more than 10% of the aggregate annual compensation paid to members of the system during the fiscal year.

Employee contribution rates are set in state statute, Texas Government Code 825.402. The TRS Pension Reform Bill (Senate Bill 12) of the 86th Texas Legislature amended Texas Government Code 825.402 for member contributions and increased employee and employer contribution rates for fiscal years 2020 thru 2025.

Rates for such plan fiscal years are as follows:

	Contribution Rates	
	2024	2023
Member	8.25%	8.00%
Non-employer contributing entity (State)	8.25%	8.00%
Employers (District)	8.25%	8.00%

The contribution amounts for the District's fiscal year 2024 are as follows:

District contributions	\$ 5,549,538
Member contributions	9,671,353
NECE on-behalf contributions (State)	5,942,217

Contributors to the plan include members, employers and the State of Texas as the only non-employer contributing entity. The State is the employer for senior colleges, medical schools and state agencies including TRS. In each respective role, the State contributes to the plan in accordance with state statutes and the General Appropriations Act.

Waco Independent School District

Notes to the Financial Statements

As the non-employer contributing entity for public education and junior colleges, the State of Texas contributes to the retirement system an amount equal to the current employer contribution rate times the aggregate annual compensation of all participating members of the pension trust fund during the fiscal year reduced by the amounts described below which are paid by the employers. Employers (public school, junior college, other entities or the State of Texas as the employer for senior universities and medical schools) are required to pay the employer contribution rate in the following instances:

- On the portion of the member's salary that exceeds the statutory minimum for members entitled to the statutory minimum under Section 21.402 of the Texas Education Code.
- During a new member's first 90 days of employment.
- When any part or all of an employee's salary is paid by federal funding sources, a privately sponsored source, from non-educational and general, or local funds.
- When the employing district is a public junior college or junior college district, the employer shall contribute to the retirement system an amount equal to 50% of the state contribution rate for certain instructional or administrative employees; and 100% of the state contribution rate for all other employees.

In addition to the employer contributions listed above, there are two additional surcharges an employer is subject to:

- When employing a retiree of the Teacher Retirement System, the employer shall pay both the member contribution and the state contribution as an employment-after-retirement surcharge.
- Public education employer contribution - all public schools, charter schools and regional education service centers must contribute 1.8% of the member's salary beginning in fiscal year 2023, gradually increasing to 2.0% in fiscal year 2025.

Pension Liabilities, Pension Expense, and Deferred Outflows of Resources and Deferred Inflows of Resources Related to Pensions

At August 31, 2024, the District reported a liability of \$67,801,449 for its proportionate share of the TRS's net pension liability. This liability reflects a reduction for State pension support provided to the District. The amount recognized by the District as its proportionate share of the net pension liability, the related State support, and the total portion of the net pension liability that was associated with the District were as follows:

District's proportionate share of the net pension liability	\$ 67,801,449
State's proportionate share of the net pension liability associated with the District	73,833,249
	<hr/>
Total	\$ 141,634,698

The net pension liability was measured as of August 31, 2023 and the total pension liability used to calculate the net pension liability was determined by an actuarial valuation as August 31, 2022 rolled forward to August 31, 2023. The District's proportion of the net pension liability was based on the District's contributions to the pension plan relative to the contributions of all employers to the plan for the period September 1, 2022 through August 31, 2023.

At the measurement date of August 31, 2023, the District's proportion of the collective net pension liability was 0.0987059% which was a decrease of 0.000988% from its proportion measured as of August 31, 2022.

For the fiscal year ended August 31, 2024, the District recognized pension expense of \$22,755,394 and revenue of \$11,148,182 for support provided by the State.

Waco Independent School District

Notes to the Financial Statements

At August 31, 2024, the District reported deferred outflows of resources and deferred inflows of resources related to pensions from the following sources:

	Deferred Outflows of Resources	Deferred Inflows of Resources
Differences between expected and actual experience	\$ 2,415,789	\$ 821,001
Changes of assumptions	6,412,689	1,569,331
Difference between projected and actual earnings on pension plan investments	9,866,756	-
Changes in proportion and differences between District's contributions and the proportionate share of contributions	1,885,817	651,775
District contributions paid subsequent to the measurement date	5,549,538	-
Totals	\$ 26,130,589	\$ 3,042,107

\$5,549,538 reported as deferred outflows of resources resulting from District contributions subsequent to the measurement date will be recognized as a reduction of the net pension liability in the year ended August 31, 2025. Other amounts reported as deferred outflows of resources and deferred inflows of resources related to pensions will be recognized in pension expense as follows:

	Year Ending August 31,
2025	\$ 3,623,193
2026	2,460,493
2027	8,589,444
2028	2,668,228
2029	197,586
Total	\$ 17,538,944

Waco Independent School District

Notes to the Financial Statements

Actuarial Methods and Assumptions

The actuarial valuation of the total pension liability was performed as of August 31, 2022. Update procedures were used to roll forward the total pension liability to August 31, 2023 and was determined using the following actuarial methods and assumptions:

Actuarial cost method	Individual entry age normal
Asset valuation method	Fair value
Single discount rate	7%
Long-term expected rate of return	7%
Municipal bond rate as of August 2023	4.13%. Source for the rate is the Fixed Income Market Data / Yield Curve / Data Municipal Bonds with 20 years to maturity that include only federally tax-exempt municipal bonds as reported in Fidelity Index's "20-Year Municipal GO AA Index."
Last year ending August 31 in projection period (100 years)	2122
Inflation	2.30%
Salary increases	2.95% to 8.95% including inflation
Ad hoc postemployment benefit changes	None
Active mortality rates	The post-retirement mortality rates for healthy lives were based on the 2021 TRS of Texas Healthy Pensioner Mortality Tables with full generational projection using the ultimate improvement rates from the most recently published projection scale ("U-MP"). The active mortality rates were based on the published PUB(2010) Mortality Tables for Teachers, below median, also with full generational mortality.

The actuarial methods and assumptions are primarily based on a study of actual experience for the four year period ending August 31, 2021 and adopted in July 2022.

Discount Rate and Long-term Expected Rate of Return

A single discount rate of 7.00% was used to measure the total pension liability. The single discount rate was based on the expected rate of return on pension plan investments of 7.00%. The projection of cash flows used to determine the single discount rate assumed that contributions from active members and those of the contributing employers and the non-employer contributing entity will be made at the rates set by the legislature in the 2019 session. It is assumed that future employer and state contributions will be 9.50% of payroll in fiscal year 2024 gradually increasing to 9.56% in fiscal year 2025 and thereafter. This includes all employer and state contributions for active and rehired retirees.

Based on these assumptions, the pension plan's fiduciary net position was projected to be available to make all projected future benefit payments of current plan members. Therefore, the long-term expected rate of return on pension plan investments was applied to all periods of projected benefit payments to determine the total pension liability.

Waco Independent School District

Notes to the Financial Statements

The long-term expected rate of return on pension plan investments was determined using a building-block method in which best estimates ranges of expected future real rates of return (expected returns, net of pension plan investment expense and inflation) are developed for each major asset class. These ranges are combined to produce the long-term expected rate of return by weighting the expected future real rates of return by the target asset allocation percentage and by adding expected inflation. Best estimates of geometric real rates of return for each major asset class included in TRS's target asset allocation as of August 31, 2023 are summarized below:

Asset Class	Target Allocation**	Long-term Expected Geometric Real Rate of Return***	Expected Contribution to Long-term Portfolio Returns
Global equity:			
U.S.	18.0%	4.0%	1.0%
Non-U.S. developed	13.0%	4.5%	0.9%
Emerging markets	9.0%	4.8%	0.7%
Private equity	14.0%	7.0%	1.5%
Stable value:			
Government bonds	16.0%	2.5%	0.5%
Absolute return*	-	3.6%	-
Stable value hedge funds	5.0%	4.1%	0.2%
Real return:			
Real estate	15.0%	4.9%	1.1%
Energy, natural resources and infrastructure	6.0%	4.8%	0.4%
Commodities	-	4.4%	-
Risk parity:			
Risk parity	8.0%	4.5%	0.4%
Asset allocation leverage:			
Cash	2.0%	3.7%	-
Asset allocation leverage cash	-6.0%	4.4%	-0.1%
Inflation expectation			2.3%
Volatility drag****			-0.9%
Total	100.0%		8.0%

* Absolute return includes credit sensitive investments.

** Target allocations are based on the FY 2023 policy model.

*** Capital market assumptions come from Aon Hewitt (as of 6/30/2023).

**** The volatility drag results from the conversion between arithmetic and geometric mean returns.

Discount Rate Sensitivity Analysis

The following table presents the District's proportionate share of the TRS net pension liability calculated using the discount rate of 7.00%, as well as what the District's proportionate share of the net pension liability would be if it was calculated using a discount rate that is 1% lower or 1% higher than the current rate:

	1% Decrease (6.00%)	Current Discount Rate (7.00%)	1% Increase (8.00%)
District's proportionate share of the net pension liability	\$ 101,366,922	\$ 67,801,449	\$ 39,891,741

Changes of Assumptions Since the Prior Measurement Date

The actuarial assumptions and methods are the same as used in the determination of the prior year's net pension liability.

Waco Independent School District

Notes to the Financial Statements

Change of Benefit Terms Since the Prior Measurement Date

The Texas 2023 Legislature passed legislation that provides a one-time stipend to certain retired teachers. The stipend was paid to retirees beginning in September of 2023. The Legislature appropriated funds to pay for this one-time stipend so there will be no impact on the Net Pension Liability of TRS. In addition, the Legislature also provided for a cost of living adjustment (COLA) to retirees which was approved during the November 2023 election which was paid January 2024.

Note 11. Defined Other Postemployment Benefit Plan

Plan Description

The District participates in the Texas Public School Retired Employees Group Insurance Program (TRSCare). It is a multiple-employer, cost-sharing defined Other Postemployment Benefit (OPEB) plan that has a special funding situation. TRS-Care was established in 1986 by the Texas Legislature and is administered through a trust by the Teacher Retirement System of Texas (TRS) Board of Trustees in accordance with the Texas Insurance Code, Chapter 1575. The Board may adopt rules, plans, procedures and orders reasonably necessary to administer the program, including minimum benefits and financing standards.

OPEB Plan Fiduciary Net Position

Detailed information about the TRS-Care's fiduciary net position is available in the separately-issued TRS Annual Comprehensive Financial Report that includes financial statements and required supplementary information. That report may be obtained on the Internet at http://www.trs.texas.gov/Pages/about_archive_acfr.aspx ; by writing to TRS at 1000 Red River Street, Austin, TX, 78701-2698; or by calling (512) 542-6592.

Benefits Provided

TRS-Care provides health insurance coverage to retirees from public schools, charter schools, regional education service centers and other educational districts who are members of the TRS pension plan. Optional dependent coverage is available for an additional fee.

Eligible non-Medicare retirees and their dependents may enroll in TRS-Care Standard, a high-deductible health plan. Eligible Medicare retirees and their dependents may enroll in the TRS-Care Medicare Advantage medical plan and the TRS-Care Medicare Rx prescription drug plan. To qualify for TRS-Care coverage, a retiree must have at least 10 years of service credit in the TRS pension system. There are no automatic postemployment benefit changes; including automatic cost of living adjustments (COLAs). The Board of Trustees of TRS is granted the authority to establish basic and optional group insurance coverage for participants as well as to amend benefit terms as needed under Chapter 1575.052.

The premium rates for retirees are reflected in the following table:

TRS-Care Monthly Premium Rates

	Medicare	Non-medicare
Retiree or surviving spouse	\$ 135	\$ 200
Retiree and spouse	529	689
Retiree or surviving spouse and children	468	408
Retiree and family	1,020	999

Contributions

Contribution rates for the TRS-Care plan are established in state statute by the Texas Legislature, and there is no continuing obligation to provide benefits beyond each fiscal year. The TRS-Care plan is currently funded on a pay-as-you-go basis and is subject to change based on available funding.

Waco Independent School District

Notes to the Financial Statements

Funding for TRS-Care is provided by retiree premium contributions and contributions from the state, active employees, and school districts based upon public school district payroll. The TRS Board of trustees does not have the authority to set or amend contribution rates.

Texas Insurance Code, section 1575.202 establishes the State's contribution rate which is 1.25% of the employee's salary. Section 1575.203 establishes the active employee's rate which is 0.65% of pay. Section 1575.204 establishes an employer contribution rate of not less than 0.25% or not more than 0.75% of the salary of each active employee of the public. The actual employer contribution rate is prescribed by the Legislature in the General Appropriations Act.

Rates for such plan fiscal years are as follows:

	Contribution Rates	
	2024	2023
Active employee	0.65%	0.65%
Non-employer contribution entity (State)	1.25%	1.25%
Employers (District)	0.75%	0.75%
Federal/private funding*	1.25%	1.25%

*Contributions paid from federal funds and private grants are remitted by the employer (District) and paid at the State rate.

The contribution amounts for the District's fiscal year 2024 are as follows:

District contributions	\$ 1,100,784
Member contributions	782,948
NECE on-behalf contributions (State)	1,279,189

In addition to the employer contributions listed above, there is an additional surcharge all TRS employers are subject to (regardless of whether or not they participate in the TRS Care OPEB program). When hiring a TRS retiree, employers are required to pay TRS-Care a monthly surcharge of \$535 per retiree.

The State of Texas also contributed \$628,130, \$606,148 and \$470,259 in 2024, 2023, and 2022, respectively, for on-behalf payments for Medicare Part D.

TRS-Care received a supplemental appropriation from the State of Texas as the Non-Employer Contributing Entity in the amount of \$21 million in fiscal year 2023 provided by Rider 14 of the Senate Bill GAA of the 87th Legislature. These amounts were re-appropriated from amounts received by the pension and TRS-Care funds in excess of the state's actual obligation and then transferred to TRS-Care.

Waco Independent School District

Notes to the Financial Statements

OPEB Liabilities, OPEB Expense, and Deferred Outflows of Resources and Deferred Inflows of Resources Related to OPEBs

On August 31, 2024, the District reported a liability of \$27,861,900 for its proportionate share of the TRS's net OPEB liability. This liability reflects a reduction for State OPEB support provided by the District. The amount recognized by the District as its proportionate share of the net OPEB liability, the related State support, and the total portion of the net OPEB liability that was associated with the District are as follows:

District's proportionate share of the net OPEB liability	\$ 27,861,900
State's proportionate share of the net OPEB liability associated with the District	33,619,665
	<hr/>
Total	\$ 61,481,565
	<hr/> <hr/>

The net OPEB liability was measured as of August 31, 2023 and the total OPEB liability used to calculate the net OPEB liability was determined by an actuarial valuation as August 31, 2022 rolled forward to August 31, 2023. The District's proportion of the net OPEB liability was based on the District's contributions to the OPEB plan relative to the contributions of all employers to the plan for the period September 1, 2022 through August 31, 2023.

At the measurement date of August 31, 2023, the employer's proportion of the collective net OPEB liability was 0.1258538% which was a decrease of 0.003734% from its proportion measured as of August 31, 2022.

For the fiscal year ended August 31, 2024, the District recognized net OPEB revenue of \$13,127,155 due to recognition of deferred inflows in excess of deferred outflows and current year expense. OPEB revenue of \$(7,187,175) was recognized for support provided by the State.

On August 31, 2024, the District reported it's proportionate share of the TRS' deferred outflows of resources and deferred inflows of resources related to other postemployment benefits from the following sources:

	Deferred Outflows of Resources	Deferred Inflows of Resources
	<hr/>	<hr/>
Differences between expected and actual experience	\$ 1,260,540	\$ 23,440,511
Changes of assumptions	3,802,946	17,060,580
Difference between projected and actual earnings on OPEB plan investments	12,037	-
Changes in proportion and difference between District's contributions and the proportionate share of contributions	3,927,484	5,080,728
District contributions paid subsequent to the measurement date	1,100,784	-
	<hr/>	<hr/>
Totals	\$ 10,103,791	\$ 45,581,819
	<hr/> <hr/>	<hr/> <hr/>

Waco Independent School District

Notes to the Financial Statements

\$1,100,784 reported as deferred outflows of resources resulting from District contributions subsequent to the measurement date will be recognized as a reduction of the net OPEB liability in the year ended August 31, 2025. Other amounts reported as deferred outflows of resources and deferred inflows of resources related to OPEB will be recognized in OPEB expense (income) as follows:

Year Ending August 31,	
2025	\$ (8,254,820)
2026	(6,976,925)
2027	(5,246,875)
2028	(5,203,711)
2029	(4,325,016)
Thereafter	<u>(6,571,465)</u>
Total	<u>\$ (36,578,812)</u>

Actuarial Methods and Assumptions

The actuarial valuation of the total OPEB liability was performed as of August 31, 2022. Update procedures were used to roll forward the total OPEB liability to August 31, 2023.

The actuarial valuation of the OPEB plan offered through TRS-Care is similar to the actuarial valuation performed for the pension plan, except that the OPEB valuation is more complex. The following assumptions used for the valuation of the TRS-Care OPEB liability are identical to the assumptions employed in the August 31, 2022 TRS pension actuarial valuation that was rolled forward to August 31, 2023:

<u>Demographic Assumptions</u>	<u>Economic Assumptions</u>
Rates of mortality	General inflation
Rates of retirement	Wage inflation
Rates of termination	
Rates of disability	

See Note 10 for detail on these assumptions. The demographic assumptions were developed in the experience study performed for TRS for the period ending August 31, 2021.

The active mortality rates were based on PUB(2010), Amount-Weighted, Below-Median Income, Teacher male and female tables (with a two-year set forward for males). The post-retirement mortality rates for healthy lives were based on the 2021 TRS of Texas Healthy Pensioner Mortality Tables. The rates were projected on a fully generational basis using the ultimate improvement rates from mortality projection scale MP-2021.

The initial medical trend rates were 7.75% for Medicare retirees and 7.00% for non-Medicare retirees. There was an initial prescription drug trend rate of 7.75% for all retirees. The initial trend rates decrease to an ultimate trend rate of 4.25% over a period of 12 years.

Waco Independent School District

Notes to the Financial Statements

The following methods and additional assumptions were used in the TRS-Care OPEB valuation:

Actuarial cost method	Individual entry age normal
Single discount rate	4.13%
Aging factors	Based on plan specific experience
Election rates	Normal retirement: 62% participation prior to age 65 and 25% after age 65. Pre-65 retirees: 30% of pre-65 retirees are assumed to discontinue coverage at age 65.
Expenses	Third-party administrative expenses related to the delivery of health care benefits are included in the age-adjusted claims costs.
Ad hoc postemployment benefit changes	None

Discount Rate

A single discount rate of 4.13% was used to measure the total OPEB liability at August 31, 2023. This was an increase of 0.22% in the discount rate since the August 31, 2022 measurement date. The plan is essentially a “pay-as-you-go” plan, and based on the assumption that contributions are made at the statutorily required rates, the OPEB plan’s fiduciary net position was projected to not be able to make all future benefit payments to current plan members and therefore, the single discount rate is equal to the prevailing municipal bond rate. The source for the rate is the Fixed Income Market Data / Yield Curve Data Municipal Bonds with 20 years to maturity that include only federally tax-exempt municipal bonds as reported in Fidelity Index’s “20-Year Municipal GO AA Index” as of August 31, 2023.

Sensitivity Analysis of Rates

Discount Rate

The following table presents the District’s proportionate share of the TRS-Care net OPEB liability, as well as what the District’s proportionate share of the net OPEB liability would be if it were calculated using a discount rate that was 1% less than and 1% greater than the discount rate that was used (4.13%) in measuring the net OPEB liability.

	1% Decrease (3.13%)	Current Discount Rate (4.13%)	1% Increase (5.13%)
	<hr/>	<hr/>	<hr/>
District’s proportionate share of the net OPEB liability	\$ 32,815,516	\$ 27,861,900	\$ 23,819,632

Waco Independent School District

Notes to the Financial Statements

Healthcare Cost Trend Rates

The following table presents the District's proportionate share of net OPEB liability using the assumed healthcare cost trend rate, as well as what the net OPEB liability would be if it were calculated using a trend rate that is 1% lower or 1% higher than the assumed health-care cost trend rate:

	1% Decrease	Current Healthcare Cost Trend Rate	1% Increase
District's proportionate share of the net OPEB liability	\$ 22,942,880	\$ 27,861,900	\$ 34,190,236

Change of Assumptions Since the Prior Measurement Date

The following were changes to the actuarial assumptions or other inputs that affected measurement of the total OPEB liability since the prior measurement period:

- The discount rate changed from 3.91% as of August 31, 2022 to 4.13% as of August 31, 2023, accompanied by revised demographic and economic assumptions based on the TRS experience study.

Change of Benefit Terms Since the Prior Measurement Date

There were no changes in benefit terms since the prior measurement date.

Note 12. Compensated Absences

It is the District's policy to permit some employees to accumulate earned, but unused vacation and sick pay benefits. There is no liability for unpaid accumulated sick leave since the District does not have a policy to pay any amounts when employees separate from service. All vacation pay is accrued when incurred in the government-wide, proprietary, and fiduciary fund financial statements. A liability for these amounts is reported in governmental funds only if they have matured.

Note 13. Risk Management

The District is exposed to various risks of loss related to torts, theft of, damage to and destruction of assets, errors and omissions, injuries to employees, and natural disasters. There were no significant reductions in insurance coverage from the prior year. The District purchases commercial insurance to cover general liabilities. There have been no claim settlements in excess of insurance coverage in the last three years.

Health Care Coverage

On January 1, 2019, the District established a self-funded health insurance plan. Through December 31, 2023, the District was contracted with Blue Cross Blue Shield to provide administrative services for the health care benefits program and Express-Scripts to provide pharmacy benefits management. Starting January 1, 2024, the District contracted with UnitedHealthcare to provide administrative services for the health care benefits program and CVS to provide pharmacy benefits management. Under the plan, employees have a choice of three plans, including two HMO and a high-deductible plan which offers a health savings account (HSA). Health benefit consulting services are contracted from an independent firm.

The health benefits plan is accounted for in the Internal Service Fund and is funded through employee and employer contributions. The District makes contributions to cover a portion of the employees' premiums and the employees are required to make contributions to cover their dependents. For the 2024 plan year, the District contributed \$456 per employee, per month. The contracts between the District and the insurer provide terms of coverage and contribution rates. The District obtains stop loss coverage through a third-party insurance company for claims in excess of \$150,000.

Waco Independent School District

Notes to the Financial Statements

The Internal Service Fund charges the General Fund and other funds for the District's portion of premiums for employees whose salaries are charged to those funds. The liability includes actuarially estimated amounts with a 10.0% margin for incurred but not reported claims (IBNR) of \$562,000 in medical claims and \$110,000 in prescription drugs. The following is a reconciliation of changes in the aggregate liabilities for claims for the last two fiscal years:

	2024	2023
Beginning of the year liability	\$ 381,000	\$ 721,565
Current year claims, including changes in estimates	13,089,730	12,944,376
Claims payments	(12,798,730)	(13,284,941)
End of year liability	<u>\$ 672,000</u>	<u>\$ 381,000</u>

Workers' Compensation

During the year ended August 31, 2024, the District met its statutory workers' compensation obligations through participation in the TASB Risk Management Fund (the "Fund"). The Fund was created and is operated under the provisions of the Interlocal Cooperation Act, Chapter 791, of the Texas Government Code. The Fund's Workers' Compensation Program is authorized by Chapter 504, Texas Labor Code. All members participating in the Fund execute Interlocal Agreements that define the responsibilities of the parties. The fund provides statutory workers' compensation benefits to its members' injured employees.

The District participates in the Fund's reimbursable aggregate deductible program. As such, the District is responsible for a certain amount of claims liability as outlined on the member's Contribution and Coverage Summary document. After the member's deductible has been met, the Fund is responsible for additional claims liability.

The Fund and its members are protected against higher than expected claims costs through the purchase of stop loss coverage for any claim in excess of the Fund's self-insured retention of \$2 million. The Fund uses the services of an independent actuary to determine reserve adequacy and fully funds those reserves. As of August 31, 2023, the Fund carries a discounted reserve of \$48,919,036 for future development on reported claims and claims that have been incurred but not yet reported. For the year ended August 31, 2024, the Fund anticipates no additional liability to members beyond their contractual obligations for payment of contributions and reimbursable aggregate deductible.

The Fund engages the services of independent auditors to conduct a financial audit after the close of each year on August 31. The audit is accepted by the Fund's Board of Trustees in February of the following year. The Fund's audited financial statements as of August 31, 2023, are available on the TASB Risk Management Fund website and have been filed with the Texas Department of Insurance.

For the 2023-2024 plan year, the excess coverage insurance policy covers any claim in excess of \$682,454. The Fund performs an evaluation of workers' compensation claims submitted incidents occurring prior to August 31, 2024 and has projected open claims and incurred but not reported claims for all years will cost \$273,429. The District has not significantly reduced insurance coverage during the past three years or had settlements which exceeded coverage.

Waco Independent School District

Notes to the Financial Statements

The following is a reconciliation of changes in the aggregate liabilities for claims for the last two fiscal years:

	2024	2023
Beginning of the year liability	\$ 228,138	\$ 300,617
Current year claims, including changes in estimates	290,895	103,771
Claims payments	(245,604)	(176,250)
End of year liability	<u>\$ 273,429</u>	<u>\$ 228,138</u>

Auto Liability, General Liability, and Legal Liability

During the year ended August 31, 2024, the District participated in the following TASB Risk Management Fund programs:

- Auto liability
- Auto Physical Damage
- Legal liability
- Privacy and Information Security

The Fund was created and is operated under the provision of the Interlocal Cooperation Act, Chapter 791 of the Texas Government Code. All members participating in the Fund execute Interlocal Agreements that define the responsibilities of the parties.

The Fund purchases stop-loss coverage for protection against catastrophic and larger than anticipated claims for its Auto, Liability, and Property programs. The terms and limits of the stop-loss program vary by line of coverage. The Fund uses the services of an independent actuary to determine the adequacy of reserves and fully funds those reserves. For the year ended August 31, 2024, the Fund anticipates that the District has no additional liability beyond the contractual obligations for payment of contributions.

The Fund engages the services of independent auditors to conduct a financial audit after the close of each year on August 31. The audit is accepted by the Fund's Board of Trustees in February of the following year. The Fund's audited financial statements as of August 31, 2023, are available on the TASB Risk Management Fund website and have been filed with the Texas Department of Insurance.

Note 14. Shared Service Arrangements

McLennan County Challenge Academy – Juvenile Justice Alternative Education Program

The District is the fiscal agent for the McLennan County Challenge Academy, a Shared Service Arrangement (SSA) which provides discretionary and mandatory juvenile justice alternative education programs to member districts. All services are provided by the fiscal agent. In addition to State funding, member districts provide funds to the fiscal agent. According to guidance provided in the TEA's Resource Guide, the District has accounted for the fiscal agent's activities for this SSA in a Special Revenue Fund.

Waco Independent School District

Notes to the Financial Statements

Expenditures of the SSA are summarized by member district on the following schedule:

Member District	Percent of Students	Allocated Expenditures 446
Axtell	0.52%	\$ 4,463
Bosqueville	0.04%	343
Bruceville-Eddy	0.10%	858
China Spring	2.51%	21,542
Connally	7.46%	64,024
Gholson	2.01%	17,251
La Vega	3.20%	27,464
Lorena	0.10%	858
Mart	0.12%	1,030
McGregor	0.07%	601
Midway	0.47%	4,034
Moody	0.01%	86
Riesel	0.01%	86
Robinson	5.76%	49,435
Valley Mills	0.08%	687
Waco	77.42%	664,448
West	0.12%	1,030
Totals	100.00%	\$ 858,240

Regional Day School for the Deaf

The District is also the fiscal agent for an SSA which provides special education services for the deaf to member districts. All services are provided by the fiscal agent. In addition to State and Federal program revenues, the member districts provide funds to the fiscal agent. According to guidance provided in the TEA's Resource Guide, the District accounts for the fiscal agent's activities of the SSA in a Special Revenue Fund.

Expenditures of the SSA are summarized by member district as follows:

Member District	Percent of Students	Allocated Expenditures 315	Allocated Expenditures 435	Allocated Expenditures 458
Axtell	2.66%	\$ 25	\$ 6,343	\$ 14,701
Chilton	0.89%	8	2,122	4,919
Connally	2.66%	25	6,343	14,701
La Vega	2.66%	25	6,343	14,701
Marlin	3.55%	33	8,465	19,620
McGregor	3.70%	34	8,823	20,449
Midway	17.84%	165	42,539	98,599
Riesel	3.55%	33	8,465	19,620
Robinson	3.55%	33	8,465	19,620
Rosebud-Lott	0.89%	8	2,122	4,919
Waco	53.61%	496	127,829	296,298
West	3.55%	33	8,465	19,620
Westphalia	0.89%	8	2,122	4,919
Totals	100.00%	\$ 926	\$ 238,446	\$ 552,686

Waco Independent School District

Notes to the Financial Statements

Note 15. Litigation, Commitments and Contingencies

State and Federal Programs -- The District participates in a number of federal award programs. Although the programs have been audited in accordance with the provisions of U.S. Office of Management and Budget Uniform Guidance through August 31, 2024, these programs are still subject to financial and compliance audits by grantor agencies. The amount, if any, of expenditures which may be disallowed by the granting agencies cannot be determined at this time, although the District expects any such amounts to be immaterial.

As of August 31, 2024, the District was party to construction contracts totaling \$356.7 million with a remaining commitment of \$82.0 million including retainage of \$10.0 million.

The District is involved in various claims, including property insurance claims, and legal actions arising in the ordinary course of business. In the opinion of management, the ultimate disposition of these matters will have no material adverse effect on the District's financial position, results of operations, or liquidity. The property insurance claims include the following:

- On April 19, 2020, the District suffered hail damage to a number of HVAC units throughout the District. The estimated loss was \$1,379,781. Due to supply chain issues, repairs on the damaged units were completed as of August 31, 2023 and final payment on the claim, for \$874,895, was received on September 14, 2023.
- On June 16, 2023, the District sustained damage to a number of roofs throughout the District because of hail damage. The damages are estimated to total \$1,569,679. The deductible on the policy is \$1 million with a \$0.5 million deductible buy down. The District received payment on the deductible buy down on October 26, 2023. Engineering work is in progress for the repairs.

Note 16. Change in Major Fund

In fiscal year 2024, the District experienced a change in reporting of major funds when applying the quantitative threshold for such reporting under GASB 34, paragraph 76. In fiscal year 2023, the District reported CRRSA ESSER II as a major fund. In fiscal year 2024, the District reports APR ESSER III as a major fund. The change in major funds has no effect on beginning fund balance as these funds do not carry a fund balance.

Required Supplementary Information

Waco Independent School District
Schedule of Revenues, Expenditures and Changes in
Fund Balance – Budget and Actual
General Fund
For the Fiscal Year Ended August 31, 2024

Exhibit G-1

Data Control Codes		Budgeted Amounts		Actual	Variance with Final Budget Positive (Negative)
		Original	Final		
REVENUES					
5700	Local and intermediate sources	\$ 73,488,500	\$ 74,104,810	\$ 70,095,466	\$ (4,009,344)
5800	State program revenues	78,705,561	80,986,790	86,576,697	5,589,907
5900	Federal program revenues	5,405,000	5,405,000	5,186,729	(218,271)
5020	Total revenues	157,599,061	160,496,600	161,858,892	1,362,292
EXPENDITURES					
Current:					
0011	Instruction	88,456,586	91,317,586	86,752,809	4,564,777
0012	Instructional resources and media services	530,514	701,016	574,650	126,366
0013	Curriculum and instructional staff development	4,585,198	4,332,860	3,541,528	791,332
0021	Instructional leadership	4,007,386	4,044,834	3,685,898	358,936
0023	School leadership	10,496,861	10,604,132	10,301,023	303,109
0031	Guidance, counseling, and evaluation services	6,502,343	6,480,738	6,258,961	221,777
0032	Social work services	829,625	819,984	669,245	150,739
0033	Health services	1,544,147	1,547,023	1,502,251	44,772
0034	Student transportation	3,729,228	5,866,349	1,248,624	4,617,725
0036	Extracurricular activities	5,870,373	6,105,466	5,742,561	362,905
0041	General administration	7,446,584	7,635,819	6,835,568	800,251
0051	Plant maintenance and operations	18,408,136	19,984,882	18,116,721	1,868,161
0052	Security and monitoring services	3,602,281	3,977,781	3,533,060	444,721
0053	Data processing services	2,979,816	3,273,445	3,249,099	24,346
0061	Community services	520,969	535,211	511,826	23,385
Debt service:					
0071	Principal on long-term debt	290,000	718,922	533,170	185,752
0072	Interest on long-term debt	12,000	44,172	34,174	9,998
Intergovernmental:					
0093	Payments related to shared services arrangements	300,000	302,000	300,000	2,000
0095	Payments to juvenile justice alternative education programs	585,000	585,000	527,375	57,625
0097	Payments to tax increment fund	25,000	120,000	99,993	20,007
0099	Other intergovernmental charges	938,000	938,000	833,438	104,562
6030	Total expenditures	161,660,047	169,935,220	154,851,974	15,083,246
1100	Excess (deficiency) of revenues over (under) expenditures	(4,060,986)	(9,438,620)	7,006,918	16,445,538
OTHER FINANCING SOURCES (USES)					
7912	Sale of real and personal property	-	-	13,494	13,494
7913	Issuance of right-to-use leases and subscriptions	-	490,130	490,130	-
8911	Transfers out	(565,731)	(565,731)	(357,635)	208,096
7080	Total other financing sources (uses)	(565,731)	(75,601)	145,989	221,590
1200	Net change in fund balance	(4,626,717)	(9,514,221)	7,152,907	16,667,128
0100	Fund balance - beginning	57,995,364	57,995,364	57,995,364	-
3000	FUND BALANCE - ENDING	\$ 53,368,647	\$ 48,481,143	\$ 65,148,271	\$ 16,667,128

Waco Independent School District

Exhibit G-2

Schedule of the District's Proportionate Share of the Net Pension Liability of a Cost-Sharing Multiple-Employer Pension Plan Teacher Retirement System of Texas For the Last Ten Fiscal Years*

Year	District's Proportion of Net Pension Liability	District's Proportionate Share of the Net Pension Liability	State's Proportionate Share of the Net Pension Liability Associated with the District	Total	District's Covered Payroll	District's Proportionate Share of the Net Pension Liability as a Percentage of its Covered Payroll	Plan Fiduciary Net Position as a Percentage of the Total Pension Liability
2024	0.0987059%	\$ 67,801,449	\$ 73,833,249	\$ 141,634,698	\$ 113,143,098	59.93%	73.15%
2023	0.0996935%	59,185,439	71,526,993	130,712,432	112,564,532	52.58%	75.62%
2022	0.0938425%	23,898,364	33,063,323	56,961,687	107,476,297	22.24%	88.79%
2021	0.0934719%	50,061,628	70,992,607	121,054,235	105,792,769	47.32%	75.54%
2020	0.0935623%	48,636,619	67,003,759	115,640,378	98,033,516	49.61%	75.24%
2019	0.0918944%	50,580,910	76,045,664	126,626,574	96,935,706	52.18%	73.74%
2018	0.0996227%	31,853,985	44,581,627	76,435,612	96,218,234	33.11%	82.17%
2017	0.0982921%	37,143,113	51,722,852	88,865,965	91,012,010	40.81%	78.00%
2016	0.1010318%	35,713,397	45,090,294	80,803,691	83,034,215	43.01%	78.43%
2015	0.0531259%	14,190,662	42,706,018	56,896,680	78,027,228	18.19%	83.25%

* The amounts presented for the fiscal years were determined as of the Plan's fiscal year end, August 31 of the prior year.

Waco Independent School District**Exhibit G-3**

Schedule of the District's Contributions to the
Teacher Retirement System of Texas Pension Plan
For the Last Ten Fiscal Years*

Year	Contractually Required Contributions	Contributions in Relation to the Contractually Required Contributions	Contribution Deficiency (Excess)	District's Covered Payroll	Contributions as a Percentage of Covered Payroll
2024	\$ 5,549,538	\$ (5,549,538)	\$ -	\$ 117,245,160	4.73%
2023	5,020,361	(5,020,361)	-	113,143,098	4.44%
2022	4,658,014	(4,658,014)	-	112,564,532	4.14%
2021	4,008,686	(4,008,686)	-	107,476,297	3.73%
2020	3,850,936	(3,850,936)	-	105,792,769	3.64%
2019	3,237,191	(3,237,191)	-	98,033,516	3.30%
2018	3,128,330	(3,128,330)	-	96,935,706	3.23%
2017	3,256,599	(3,256,599)	-	96,218,234	3.38%
2016	3,122,988	(3,122,988)	-	91,012,010	3.43%
2015	2,991,594	(2,991,594)	-	83,034,215	3.60%

* The amounts presented for the fiscal years were determined as of the District's fiscal year end.

Waco Independent School District

Exhibit G-4

Schedule of the District's Proportionate Share of the Net OPEB Liability of a Cost-Sharing Multiple-Employer OPEB Plan Teacher Retirement System of Texas For the Last Seven Fiscal Years*

Year	District's Proportion of Net OPEB Liability	District's Proportionate Share of the Net OPEB Liability	State's Proportionate Share of the Net OPEB Liability Associated with the District	Total	District's Covered Payroll	District's Proportionate Share of the Net OPEB Liability as a Percentage of its Covered Payroll	Plan Fiduciary Net Position as a Percentage of the Total OPEB Liability
2024	0.1258538%	\$ 27,861,900	\$ 33,619,665	\$ 61,481,565	\$ 113,143,098	24.63%	14.94%
2023	0.1295881%	31,028,582	37,849,996	68,878,578	112,564,532	27.57%	11.52%
2022	0.1227822%	47,362,589	63,455,314	110,817,903	107,476,297	44.07%	6.18%
2021	0.1253432%	47,648,616	64,028,318	111,676,934	105,792,769	45.04%	4.99%
2020	0.1231808%	58,253,729	77,406,176	135,659,905	98,033,516	59.42%	2.66%
2019	0.1243990%	62,113,538	80,233,292	142,346,830	96,935,706	64.08%	1.57%
2018	0.1332423%	57,942,061	70,108,100	128,050,161	96,218,234	60.22%	0.91%

* The amounts presented for the fiscal years were determined as of the Plan's fiscal year end, August 31 of the prior year. Ten years of data is not available.

Waco Independent School District**Exhibit G-5**

Schedule of the District's Contributions to the
 Teacher Retirement System of Texas OPEB Plan
 For the Last Seven Fiscal Years*

Year	Contractually Required Contributions	Contributions in Relation to the Contractually Required Contributions	Contribution Deficiency (Excess)	District's Covered Payroll	Contributions as a Percentage of Covered Payroll
2024	\$ 1,100,784	\$ (1,100,784)	\$ -	\$ 117,245,160	0.94%
2023	1,087,532	(1,087,532)	-	113,143,098	0.96%
2022	1,066,035	(1,066,035)	-	112,564,532	0.95%
2021	959,412	(959,412)	-	107,476,297	0.89%
2020	951,363	(951,363)	-	105,792,769	0.90%
2019	867,726	(867,726)	-	98,033,516	0.89%
2018	829,665	(829,665)	-	96,935,706	0.86%

* The amounts presented for the fiscal years were determined as of the District's fiscal year end.
 Ten years of data is not available.

Waco Independent School District

Notes to the Required Supplementary Information

Note 1. Budgetary Information

Each school district in Texas is required by law to prepare annually a budget of anticipated revenues and expenditures for the General, National School Breakfast and Lunch Program, and Debt Service funds. For fiscal years beginning September 1, the Texas Education Code requires the budget to be prepared not later than August 20 and adopted by August 31 of each year. The District's administration determines budgetary funding priorities, and the budgets are prepared in the same basis of accounting that is used for reporting, in accordance with generally accepted accounting principles. Final budget allocations are determined by the Board, which subsequently establishes a tax rate sufficient to support the approved budget. The annual budget, which is prepared on the modified accrual basis of accounting, must be adopted by the Board at a scheduled meeting after giving ten days' public notice of the meeting. Annual budgets are adopted on a basis consistent with generally accepted accounting principles. All annual appropriations lapse at fiscal year-end.

The District's administration continuously monitors the budget, performing reviews during the year in which budget requirements are re-evaluated and revisions are recommended to the Board, as necessary. The Board must approve amendments to the budget at the fund and functional expenditure level or revenue object accounts as defined by the TEA. Expenditures may not legally exceed budgeted appropriations, as amended, at the functional level by fund. The administration may amend the budget without Board approval if appropriations are not transferred between functions.

During fiscal year 2024, final General Fund appropriations reflect a net increase of \$8.3 million while revenue estimates were increased \$2.9 million. Throughout the year, budgeted appropriations were increased to cover unknown or unanticipated costs not included in the adopted budget. These amendments included the following major appropriations: \$0.2 million for the re-appropriation of budgets for certain purchase orders carried forward from fiscal year 2023; \$1.9 million, previously committed by the Board of Trustees for various purposes including, \$1.4 million for school bus purchases, \$0.4 million for contracted building repairs not completed at August 31, 2023, and \$0.1 million for classroom furniture replacement; \$0.2 million to cover salary costs required to meet comparability requirements for Title I; \$0.3 million to cover the cost of off-duty police officers for campuses lacking full-time armed security; \$0.1 million for settlements related to special education; \$0.5 million for roofing repairs resulting from hail damage; \$0.8 million for transition start-up for District-operated student transportation services; and \$0.8 million to advance revenues awarded under the New Instructional Facilities Allotment for start-up costs related to the construction of the new Tennyson Middle School. Both appropriations and estimated revenues were increased by \$2.3 million to account for costs and funding related to the Teacher Incentive Allotment, \$0.5 million for insurance recoveries and costs related to roof damages, and \$0.1 million related to increases in taxes collected and passed through to the Tax Increment Fund #3. Other sources and related appropriations were increased by \$0.5 million to account for the implementation of GASB 96 for subscription-based information technology arrangements.

Waco Independent School District

Notes to the Required Supplementary Information

Note 2. Net Pension Liability and Net OPEB Liability

The following factors significantly affect trends in the amounts reported for the District's proportionate share of the net pension liability and net OPEB liability:

Changes in Actuarial Assumptions and Inputs

Measurement Date August 31,	Net Pension Liability		Net OPEB Liability
	Discount Rate	Long-term Expected Rate of Return	Discount Rate
2023	7.000%	7.000%	4.130%
2022	7.000%	7.000%	3.910%
2021	7.250%	7.250%	1.950%
2020	7.250%	7.250%	2.330%
2019	7.250%	7.250%	2.630%
2018	6.907%	7.250%	3.690%
2017	8.000%	8.000%	3.420%
2016	8.000%	8.000%	
2015	8.000%	8.000%	
2014	8.000%	8.000%	

Changes in Demographic and Economic Assumptions

For measurement date August 31, 2018 – Net Pension Liability and Net OPEB Liability:

- Demographic assumptions including post-retirement mortality, termination rates, and rates of retirement and economic assumptions, including rates of salary increase for individual participants were updated based on the experience study performed for TRS for the period ending August 31, 2017.

Changes in Benefit Terms

For measurement date August 31, 2018 – Net OPEB Liability:

- The Texas 2023 Legislature passed legislation that provides a one-time stipend to certain retired teachers. The stipend was paid to retirees beginning in September of 2023. The Legislature appropriated funds to pay for this one-time stipend so there will be no impact on the Net Pension liability of TRS. In addition, the Legislature also provided for a cost-of-living adjustment (COLA) to retirees which was approved during the November 2023 election which was paid January 2024.

For measurement date August 31, 2018 – Net OPEB Liability:

- Changes of benefit terms were made effective September 1, 2017 by the 85th Texas Legislature.

Waco Independent School District

Notes to the Required Supplementary Information

Other Changes

For measurement date August 31, 2022 – Net OPEB Liability:

- The participation rate for pre-65 retirees was lowered from 65% to 62%. The participation rate for post-65 retirees was lowered from 40% to 25%.

For measurement date August 31, 2020 – Net OPEB Liability:

- The participation rate for post-65 retirees was lowered from 50% to 40%.
- The ultimate health care trend rate assumption decreased to reflect the repeal of the excise (Cadillac) tax on high-cost employer health plans.

For measurement date August 31, 2019 – Net Pension Liability:

- With the enactment of SB3 by the 2019 Texas Legislature, an assumption was made about how this would impact future salaries. It is assumed that eligible active members will each receive a \$2,700 increase in fiscal year 2020. This is in addition to the salary increase expected based on the actuarial assumptions.

For measurement date August 31, 2019 – Net OPEB Liability:

- The participation rate for pre-65 retirees was lowered from 70% to 65%. The participation rate for post-65 retirees was lowered from 75% to 50%. 25% of pre-65 retirees are assumed to discontinue their coverage at age 65.
- The trend rates were reset to better reflect the plan's anticipated experience.
- The percentage of retirees who are assumed to have two-person coverage was lowered from 20% to 15%. In addition, the participation assumption for the surviving spouses of employees that die while actively employed was lowered from 20% to 10%.

For measurement date August 31, 2018 – Net OPEB Liability:

- Adjustments were made for retirees that were known to have discontinued their health care coverage in fiscal year 2018.
- The health care trend rate assumption was updated to reflect the anticipated return of the Health Insurer Fee (HIF) in 2020.

This Page Intentionally Left Blank

Supplementary Information

This Page Intentionally Left Blank

Waco Independent School District

Fund Descriptions

Nonmajor Governmental Funds – Special Revenue Funds

August 31, 2024

Special Revenue Funds

Special Revenue Funds are governmental funds used to account for specific revenue sources which are legally restricted to expenditures for specified purposes. These funds utilize the modified accrual basis of accounting.

ESSA, Title X, Part C – Education for the Homeless Children and Youth (Fund 206)

This fund is used to account, on a project basis, for funds allocated to local educational agencies to enable schools to provide a variety of staff development and supplemental services, including in-service training, counseling, psychological services and tutoring. This program is authorized under P.L. 107-110, McKinney- Vento Homeless Education Assistance Improvement of 2001, amended by NCLB Act of 2001, Title X, Part C.

ESSA, Title I, Part A – Improving Basic Programs (Fund 211)

This fund is used to account, on a project basis, for funds allocated to local educational agencies to enable schools to provide opportunities for children served to acquire the knowledge and skills contained in the challenging State content standards and to meet the challenging State performance standards developed for all children. This program is authorized under P.L. 107-110.

IDEA, Part B, Formula (Fund 224)

This fund is used to account, on a project basis, for funds granted to operate educational programs for children with disabilities. This funding also includes capacity building and improvement sub-grants. This program is authorized under P.L. 108-446.

IDEA, Part B, Preschool (Fund 225)

This fund is used to account, on a project basis, for funds granted for preschool children with disabilities. This program is authorized under P.L. 105-17.

National School Breakfast and Lunch Program (Fund 240)

This fund is used to account for programs using federal reimbursement revenues originating from the United States Department of Agriculture (USDA).

Career and Technical, Basic Grant (Fund 244)

This fund is used to account, on a project basis, for funds granted to provide career and technology education to develop new and/or improve career and technology education programs for paid and unpaid employment. Full participation in the basic grant is from individuals who are members of special populations. This program is authorized by P.L. 109-270.

ESSA, Title II, Part A – Teacher and Principal Training and Recruiting (Fund 255)

This fund is used to provide financial assistance to LEAs to increase student academic achievement through improving teacher and principal quality and increasing the number of highly qualified teachers in classrooms and highly qualified principals in schools and hold LEAs accountable for improving student academic achievement. This program is authorized under P.L. 107-110.

ESSA, Title III, Part A, English Language Acquisition and Language Enhancement (Fund 263)

This fund is used to account, on a project basis, for funds granted to improve the education of limited English proficient children, by assisting the children to learn English and meet State academic content and student academic achievement standards. This program is authorized under P.L. 107-110.

Waco Independent School District

Fund Descriptions

Nonmajor Governmental Funds – Special Revenue Funds

August 31, 2024

ESSA, Title I, School Improvement Program (SIP) Academy Grant (Fund 276)

This fund is used to account, on a project basis, for funds granted to address the needs of campuses in improvement, corrective action, and restructuring in order to improve student achievement in conjunction with the Title I, School Improvement Program funds to leverage change and improve technical assistance through targeting activities towards measurable outcomes. This program is authorized under P.L. 107-10.

ARP Homeless (TEHCY) (Fund 278)

This fund is used to account for federal stimulus ESSER funds granted to LEAs through the American Rescue Plan Act to identify homeless children and youth, to provide homeless children and youth with wrap-around services to address the challenges of COVID-19, and to enable homeless children and youth to attend school and fully participate in school activities.

Texas COVID Learning Acceleration Supports (TCLAS) – State Elementary and Secondary School Emergency Relief Fund III (ESSER III) of the American Rescue Plan (ARP) Act of 2021 (Fund 279)

This fund is used to account for funds granted for targeted supports to assist school districts to accelerate student learning due to learning loss caused by the COVID-19 pandemic.

American Rescue Plan Homeless II Children and Youth (Fund 280)

This fund is used to account for funding to increase capacity to identify, enroll, and provide wraparound services to address the unique needs of homeless children and youth due to the impact of the coronavirus pandemic.

Elementary and Secondary School Emergency Relief Fund II (ESSER II) – CRRSA Fund (Fund 281)

The CRRSA ESSER II fund accounts for federal stimulus ESSER II funds granted to the District through the CRRSA Act that supports the District's ability to operate, instruct its students, address learning loss, and improve air quality in school buildings during the COVID-19 pandemic. The CRRSA ESSER II fund does not have a budget legally adopted by the board of trustees.

IDEA – Part B, Formula – American Rescue Plan Act of 2021 (Fund 284)

This fund is used to account for federal stimulus funds granted under the ARP Act to operate educational programs for children with disabilities.

IDEA – Part B, Preschool – American Rescue Plan Act of 2021 (Fund 285)

This fund is used to account for federal stimulus funds granted under the ARP Act to operate educational programs for children with disabilities.

Other Federally Funded Special Revenue Funds (Fund 289)

These funds are used to account, on a project basis, for federally funded special revenue funds that are not otherwise listed.

Shared Services Arrangements – IDEA, Part B, Discretionary (Fund 315)

This fund is used by the fiscal agent of a shared services arrangement to account, on a project basis, for funds used to support the Regional Day School for the Deaf programs and other emerging needs.

Advanced Placement Incentives (Fund 397)

This fund accounts on a project basis for funds awarded to the District under the Texas Advanced Placement Award Incentive Program, Chapter 28, Subchapter C, TEC.

Waco Independent School District

Fund Descriptions

Nonmajor Governmental Funds – Special Revenue Funds

August 31, 2024

State Textbook Fund (Fund 410)

This fund is used to account, on a project basis, for funds awarded to school districts under the instructional materials allotment, TEC Chapter 31, Subchapter B.

Texas Workforce Commission -- Apprenticeship Training (Fund 427)

This fund is used to account for funds provided to local education agencies, under the Texas Education Code, Chapter 133, to support the costs of job-related classroom instruction in registered apprenticeship training programs.

Other State Special Revenue Funds (Fund 429)

These are state funded special revenue funds not otherwise listed.

Shared Services Arrangements – Regional Day School for the Deaf (Fund 435)

This fund is used by the fiscal agent of a shared services arrangement to account, on a project basis, for funds allocated for staff and activities of the Regional Day School Program for the Deaf.

Shared Services Arrangements – McLennan County Challenge Academy (Fund 446)

This fund is used by the school district, as fiscal agent of a shared services arrangement, to account for activities of the McLennan County Challenge Academy, the Juvenile Justice Alternative Education Program.

Shared Services Arrangements – Regional Day School for the Deaf (Fund 458)

This fund is used by the school district, as fiscal agent of a shared services arrangement, to account for the locally-funded component of the Regional Day School for the Deaf.

Innovative Services Students with Autism (Fund 459)

This fund is used by the school district to account for the state funded component of the Innovative Services Students with Autism.

Campus Activity Funds (Fund 461)

This fund is used to account for transactions related to a principal's activity fund if the monies generated are not subject to recall by the school district's board of trustees into the general fund.

Waco ISD Education Foundation Grants (Fund 487)

This fund is used to account for grants awarded by the Waco ISD Foundation, an independent, nonprofit organization that provides grants for education programs and projects that are not covered by the school budgets or tax dollars.

Baylor University Professional Development Grant (Fund 492)

This fund is used to account for funds contributed by Baylor University in its partnership with the school district to provide professional mentoring to instructional staff.

Greater Waco Advanced Manufacturing Academies (Fund 497)

This fund is used to account for funds generated through tuition contributions from Waco ISD and other regional districts participating in programs at the Advanced Manufacturing Academy and the Advanced Health Care Academy.

Other Locally Funded Special Revenue Funds (Fund 499)

These funds are locally funded special revenue funds not otherwise listed.

Waco Independent School District

Combining Balance Sheet
 Nonmajor Governmental Funds
 Special Revenue Funds
 August 31, 2024

Data Control Codes	206	211	224	225
	ESSA Title X, Part C - Education for the Homeless Children and Youth	ESSA Title I, Part A - Improving Basic Programs	IDEA - Part B, Formula	IDEA - Part B, Preschool
ASSETS				
1110	\$ -	\$ -	\$ -	\$ -
1240	-	1,264,899	437,277	31,344
1250	-	-	-	-
1260	25,282	226,679	-	-
1290	-	-	-	-
1000 TOTAL ASSETS	\$ 25,282	\$ 1,491,578	\$ 437,277	\$ 31,344
LIABILITIES				
2110	\$ -	\$ 9,735	\$ 1,200	\$ 12,881
2120	-	-	-	-
2160	3,974	261,054	142,811	652
2170	-	-	27,918	17,811
2180	21,308	1,220,789	265,348	-
2300	-	-	-	-
2000	25,282	1,491,578	437,277	31,344
FUND BALANCES				
Restricted:				
3450	-	-	-	-
Committed:				
3545	-	-	-	-
3000	-	-	-	-
4000 TOTAL LIABILITIES AND FUND BALANCES	\$ 25,282	\$ 1,491,578	\$ 437,277	\$ 31,344

240	244	255	263	276	278
National School Breakfast and Lunch Program	Career and Technical - Basic Grant	ESSA, Title II, Part A - Teacher and Principal Training and Recruiting	ESSA, Title III, Part A - English Acquisition and Language Enhancement	ESSA, Title I - School Improvement Program Academy Grant	ARP Homeless I TEHCY
\$ 7,249,881	\$ -	\$ -	\$ -	\$ -	\$ -
1,117,599	79,053	196,925	63,959	-	13,279
12,902	-	-	-	-	-
-	-	-	-	180	-
2,574	-	-	-	-	-
<u>\$ 8,382,956</u>	<u>\$ 79,053</u>	<u>\$ 196,925</u>	<u>\$ 63,959</u>	<u>\$ 180</u>	<u>\$ 13,279</u>
\$ 525,875	\$ -	\$ 29,200	\$ -	\$ -	\$ 97
-	-	-	-	-	-
126,527	5,366	14,655	8,967	-	-
26,048	71,614	76,675	54,992	-	13,182
-	2,073	76,395	-	180	-
-	-	-	-	-	-
678,450	79,053	196,925	63,959	180	13,279
7,704,506	-	-	-	-	-
-	-	-	-	-	-
<u>7,704,506</u>	<u>-</u>	<u>-</u>	<u>-</u>	<u>-</u>	<u>-</u>
<u>\$ 8,382,956</u>	<u>\$ 79,053</u>	<u>\$ 196,925</u>	<u>\$ 63,959</u>	<u>\$ 180</u>	<u>\$ 13,279</u>

Waco Independent School District
Combining Balance Sheet
Nonmajor Governmental Funds
Special Revenue Funds - Continued
August 31, 2024

	279	280	281	284
Data Control Codes	TCLAS ESSER III	ARP Homeless II Children and Youth	CRRSA ESSER II	ARP IDEA Part B Formula
ASSETS				
1110 Cash and cash equivalents	\$ -	\$ -	\$ -	\$ -
1240 Due from other governments	3,996	80,222	-	-
1250 Accrued interest	-	-	-	-
1260 Due from other funds	-	-	88,264	-
1290 Other receivables	-	-	-	-
1000 TOTAL ASSETS	\$ 3,996	\$ 80,222	\$ 88,264	\$ -
LIABILITIES				
2110 Accounts payable	\$ -	\$ 64	\$ -	\$ -
2120 Other current liabilities	-	-	-	-
2160 Accrued wages payable	-	-	2,543	-
2170 Due to other funds	3,996	80,158	-	-
2180 Due to other governments	-	-	85,721	-
2300 Unearned revenue	-	-	-	-
2000 Total liabilities	3,996	80,222	88,264	-
FUND BALANCES				
Restricted:				
3450 Grants	-	-	-	-
Committed:				
3545 Other	-	-	-	-
3000 Total fund balances	-	-	-	-
4000 TOTAL LIABILITIES AND FUND BALANCES	\$ 3,996	\$ 80,222	\$ 88,264	\$ -

285	289	315	397	410	427
ARP IDEA Part B Preschool	Other Federally Funded Special Revenue Funds	Shared Services Arrangements - IDEA - Part B, Discretionary	Advanced Placement Incentives	State Textbook Fund	Texas Workforce Commission Apprenticeship Training
\$ -	\$ -	\$ -	\$ -	\$ -	\$ -
-	192,750	976	-	2,308	-
-	-	-	-	-	-
-	-	-	204	78,849	101,187
-	-	-	-	-	-
<u>\$ -</u>	<u>\$ 192,750</u>	<u>\$ 976</u>	<u>\$ 204</u>	<u>\$ 81,157</u>	<u>\$ 101,187</u>
\$ -	\$ 17,855	\$ -	\$ -	\$ -	\$ -
-	-	-	-	-	-
-	8,819	240	-	-	-
-	34,701	569	-	-	-
-	80,433	167	-	-	164
-	50,942	-	204	81,157	85,308
-	192,750	976	204	81,157	85,472
-	-	-	-	-	-
-	-	-	-	-	15,715
-	-	-	-	-	15,715
<u>\$ -</u>	<u>\$ 192,750</u>	<u>\$ 976</u>	<u>\$ 204</u>	<u>\$ 81,157</u>	<u>\$ 101,187</u>

Waco Independent School District
Combining Balance Sheet
Nonmajor Governmental Funds
Special Revenue Funds - Continued
August 31, 2024

Data Control Codes	429	435	446	458	
	Other State Funded Special Revenue Funds	Shared Services Arrangements - Regional Day School for the Deaf	Shared Services Arrangements - McLennan County Challenge Academy	Shared Services Arrangements - Regional Day School for the Deaf Local Funds	
ASSETS					
1110	Cash and cash equivalents	\$ -	\$ -	\$ -	\$ -
1240	Due from other governments	238,124	53,439	104,440	-
1250	Accrued interest	-	-	-	-
1260	Due from other funds	-	-	381,990	122,997
1290	Other receivables	-	-	-	-
1000	TOTAL ASSETS	<u>\$ 238,124</u>	<u>\$ 53,439</u>	<u>\$ 486,430</u>	<u>\$ 122,997</u>
LIABILITIES					
2110	Accounts payable	\$ 22,247	\$ -	\$ 154	\$ 10,339
2120	Other current liabilities	-	-	-	-
2160	Accrued wages payable	-	7,481	44,816	34,339
2170	Due to other funds	215,877	45,958	-	-
2180	Due to other governments	-	-	-	-
2300	Unearned revenue	-	-	441,460	78,319
2000	Total liabilities	238,124	53,439	486,430	122,997
FUND BALANCES					
Restricted:					
3450	Grants	-	-	-	-
Committed:					
3545	Other	-	-	-	-
3000	Total fund balances	-	-	-	-
4000	TOTAL LIABILITIES AND FUND BALANCES	<u>\$ 238,124</u>	<u>\$ 53,439</u>	<u>\$ 486,430</u>	<u>\$ 122,997</u>

459	461	487	492	497	499	
Innovative Services Students with Autism	Campus Activity Funds	Waco ISD Foundation Grants	Baylor University Professional Development Grant	Greater Waco Advanced Manufacturing Academies Fund	Other Locally Funded Special Revenue Funds	Total Nonmajor Funds (See Exhibit C-1)
\$ -	\$ 695,610	\$ -	\$ -	\$ -	\$ -	\$ 7,945,491
117,937	-	-	-	-	-	3,998,527
-	-	-	-	-	-	12,902
-	5,117	-	16,637	108,047	7,782	1,163,215
-	2,821	110,392	12,189	-	211,375	339,351
<u>\$ 117,937</u>	<u>\$ 703,548</u>	<u>\$ 110,392</u>	<u>\$ 28,826</u>	<u>\$ 108,047</u>	<u>\$ 219,157</u>	<u>\$ 13,459,486</u>
\$ -	\$ 11,700	\$ -	\$ 25,756	\$ 6,222	\$ -	\$ 673,325
-	461	-	-	-	-	461
-	-	-	3,070	101,825	1,644	768,783
117,937	-	109,861	-	-	68,437	965,734
-	-	531	-	-	-	1,753,109
-	-	-	-	-	149,076	886,466
117,937	12,161	110,392	28,826	108,047	219,157	5,047,878
-	-	-	-	-	-	7,704,506
-	691,387	-	-	-	-	707,102
-	691,387	-	-	-	-	8,411,608
<u>\$ 117,937</u>	<u>\$ 703,548</u>	<u>\$ 110,392</u>	<u>\$ 28,826</u>	<u>\$ 108,047</u>	<u>\$ 219,157</u>	<u>\$ 13,459,486</u>

Waco Independent School District

Combining Statement of Revenues, Expenditures, and Changes in Fund Balances
 Nonmajor Governmental Funds
 Special Revenue Funds
 For the Fiscal Year Ended August 31, 2024

Data Control Codes	206	211	224	225
	ESSA Title X, Part C - Education for the Homeless Children and Youth	ESSA Title I, Part A - Improving Basic Programs	IDEA - Part B, Formula	IDEA - Part B, Preschool
REVENUES				
5700	Local and intermediate sources	\$ -	\$ -	\$ -
5800	State program revenues	-	-	-
5900	Federal program revenues	33,713	5,773,928	66,459
5020	Total revenues	33,713	5,773,928	66,459
EXPENDITURES				
Current:				
0011	Instruction	835	1,352,190	1,631,678
0012	Instructional resources and media services	-	-	-
0013	Curriculum and instructional staff development	-	3,363,369	1,200
0021	Instructional leadership	3,039	178,475	194,331
0023	School leadership	-	6,875	-
0031	Guidance, counseling, and evaluation services	-	2,889	1,115,297
0032	Social work services	29,433	122,754	-
0033	Health services	-	-	-
0035	Food service	-	-	-
0036	Extracurricular activities	-	-	-
0051	Plant maintenance and operations	-	-	-
0052	Security and monitoring services	-	-	-
0061	Community services	406	747,376	443
Intergovernmental:				
0093	Payments related to shared services arrangements	-	-	-
6030	Total expenditures	33,713	5,773,928	2,942,949
1100	Excess (deficiency) of revenues over (under) expenditures	-	-	-
OTHER FINANCING SOURCES (USES)				
7912	Sale of real and personal property	-	-	-
7915	Transfers in	-	-	-
7080	Total other financing sources (uses)	-	-	-
1200	Net change in fund balances	-	-	-
Fund balances - beginning				
3000	FUND BALANCES - ENDING	\$ -	\$ -	\$ -

240	244	255	263	276	278
National School Breakfast and Lunch Program	Career and Technical - Basic Grant	ESSA, Title II, Part A - Teacher and Principal Training and Recruiting	ESSA, Title III, Part A - English Language Acquisition and Language Enhancement	ESSA, Title I - School Improvement Program Academy Grant	ARP Homeless I TEHCY
\$ 885,591	\$ -	\$ -	\$ -	\$ -	\$ -
42,615	-	-	-	-	-
10,714,125	223,452	807,675	247,080	-	34,919
11,642,331	223,452	807,675	247,080	-	34,919
-	41,668	-	208,461	-	5,436
-	-	-	-	-	-
-	76,409	717,080	38,619	-	-
-	105,375	20,447	-	-	29,483
-	-	69,249	-	-	-
-	-	899	-	-	-
-	-	-	-	-	-
9,875,171	-	-	-	-	-
-	-	-	-	-	-
-	-	-	-	-	-
-	-	-	-	-	-
-	-	-	-	-	-
9,875,171	223,452	807,675	247,080	-	34,919
1,767,160	-	-	-	-	-
63,393	-	-	-	-	-
-	-	-	-	-	-
63,393	-	-	-	-	-
1,830,553	-	-	-	-	-
5,873,953	-	-	-	-	-
\$ 7,704,506	\$ -	\$ -	\$ -	\$ -	\$ -

Waco Independent School District

Combining Statement of Revenues, Expenditures, and Changes in Fund Balances

Nonmajor Governmental Funds

Special Revenue Funds - Continued

For the Fiscal Year Ended August 31, 2024

		279	280	281	284
Data Control Codes		TCLAS ESSER III	ARP Homeless II Children and Youth	CRRSA ESSER II	ARP IDEA Part B Formula
REVENUES					
5700	Local and intermediate sources	\$ -	\$ -	\$ -	\$ -
5800	State program revenues	-	-	-	-
5900	Federal program revenues	6,567	227,533	428,750	68,893
5020	Total revenues	6,567	227,533	428,750	68,893
EXPENDITURES					
Current:					
0011	Instruction	6,567	22,427	336,547	54,353
0012	Instructional resources and media services	-	-	24,634	-
0013	Curriculum and instructional staff development	-	-	19,352	-
0021	Instructional leadership	-	101,575	16,872	-
0023	School leadership	-	-	1,843	-
0031	Guidance, counseling, and evaluation services	-	-	-	14,540
0032	Social work services	-	37,663	5,293	-
0033	Health services	-	-	751	-
0035	Food service	-	-	-	-
0036	Extracurricular activities	-	-	1,930	-
0051	Plant maintenance and operations	-	-	20,302	-
0052	Security and monitoring services	-	-	517	-
0061	Community services	-	65,868	709	-
Intergovernmental:					
0093	Payments related to shared services arrangements	-	-	-	-
6030	Total expenditures	6,567	227,533	428,750	68,893
1100	Excess (deficiency) of revenues over (under) expenditures	-	-	-	-
OTHER FINANCING SOURCES (USES)					
7912	Sale of real and personal property	-	-	-	-
7915	Transfers in	-	-	-	-
7080	Total other financing sources (uses)	-	-	-	-
1200	Net change in fund balances	-	-	-	-
Fund balances - beginning					
3000	FUND BALANCES - ENDING	\$ -	\$ -	\$ -	\$ -

285	289	315	397	410	427
ARP IDEA Part B Preschool	Other Federally Funded Special Revenue Funds	Shared Services Arrangements - IDEA - Part B, Discretionary	Advanced Placement Incentives	State Textbook Fund	Texas Workforce Commission Apprenticeship Training
\$ -	\$ -	\$ -	\$ -	\$ -	\$ -
-	-	-	-	2,134,887	3,461
9,222	420,314	926	-	-	-
9,222	420,314	926	-	2,134,887	3,461
-	182,842	926	-	2,134,887	-
-	-	-	-	-	-
-	96,289	-	-	-	-
-	2,300	-	-	-	-
-	-	-	-	-	-
9,222	138,883	-	-	-	-
-	-	-	-	-	-
-	-	-	-	-	-
-	-	-	-	-	-
-	-	-	-	-	3,461
-	-	-	-	-	-
-	-	-	-	-	-
9,222	420,314	926	-	2,134,887	3,461
-	-	-	-	-	-
-	-	-	-	-	-
-	-	-	-	-	-
-	-	-	-	-	-
-	-	-	-	-	-
-	-	-	-	-	15,715
\$ -	\$ -	\$ -	\$ -	\$ -	\$ 15,715

Waco Independent School District

Combining Statement of Revenues, Expenditures, and Changes in Fund Balances

Nonmajor Governmental Funds

Special Revenue Funds - Continued

For the Fiscal Year Ended August 31, 2024

Data Control Codes		429	435	446	458
		Other State Funded Special Revenue Funds	Shared Services Arrangements - Regional Day School for the Deaf	Shared Services Arrangements - McLennan County Challenge Academy	Shared Services Arrangements - Regional Day School for the Deaf Local Funds
REVENUES					
5700	Local and intermediate sources	\$ -	\$ -	\$ 719,820	\$ 524,559
5800	State program revenues	659,741	238,446	138,420	28,127
5900	Federal program revenues	-	-	-	-
5020	Total revenues	659,741	238,446	858,240	552,686
EXPENDITURES					
Current:					
0011	Instruction	36,300	154,993	489,091	465,540
0012	Instructional resources and media services	-	-	-	-
0013	Curriculum and instructional staff development	-	-	-	85,221
0021	Instructional leadership	-	83,453	-	-
0023	School leadership	-	-	206,788	-
0031	Guidance, counseling, and evaluation services	-	-	81,156	-
0032	Social work services	-	-	-	-
0033	Health services	-	-	92	-
0035	Food service	-	-	-	-
0036	Extracurricular activities	-	-	-	-
0051	Plant maintenance and operations	391,428	-	8,087	-
0052	Security and monitoring services	232,013	-	-	-
0061	Community services	-	-	-	-
Intergovernmental:					
0093	Payments related to shared services arrangements	-	-	73,026	1,925
6030	Total expenditures	659,741	238,446	858,240	552,686
1100	Excess (deficiency) of revenues over (under) expenditures	-	-	-	-
OTHER FINANCING SOURCES (USES)					
7912	Sale of real and personal property	-	-	-	-
7915	Transfers in	-	-	-	-
7080	Total other financing sources (uses)	-	-	-	-
1200	Net change in fund balances	-	-	-	-
Fund balances - beginning					
3000	FUND BALANCES - ENDING	\$ -	\$ -	\$ -	\$ -

459	461	487	492	497	499	
Innovative Services Students with Autism	Campus Activity Funds	Waco ISD Foundation Grants	Baylor University Professional Development Grant	Greater Waco Advanced Manufacturing Academies Fund	Other Locally Funded Special Revenue Funds	Total Nonmajor Funds (See Exhibit C-2)
\$ -	\$ 599,683	\$ 102,574	\$ 71,151	\$ 1,953,200	\$ 496,696	\$ 5,353,274
112,725	-	-	-	124,614	-	3,483,036
-	-	-	-	-	-	22,006,505
112,725	599,683	102,574	71,151	2,077,814	496,696	30,842,815
112,725	147,612	102,574	-	1,655,861	79,219	9,225,609
-	74,842	-	-	-	1,000	100,476
-	397	-	69,151	6,400	35,743	4,509,230
-	-	-	-	396,085	42,015	1,178,076
-	16,088	-	2,000	-	-	302,843
-	-	-	-	277,803	-	1,699,645
-	-	-	-	-	-	195,143
-	-	-	-	-	-	843
-	-	-	-	-	-	9,875,171
-	308,418	-	-	-	-	310,348
-	-	-	-	186,255	-	606,072
-	594	-	-	-	-	236,585
-	2,182	-	-	-	338,719	1,155,703
-	-	-	-	-	-	74,951
112,725	550,133	102,574	71,151	2,522,404	496,696	29,470,695
-	49,550	-	-	(444,590)	-	1,372,120
-	-	-	-	86,955	-	150,348
-	-	-	-	357,635	-	357,635
-	-	-	-	444,590	-	507,983
-	49,550	-	-	-	-	1,880,103
-	641,837	-	-	-	-	6,531,505
\$ -	\$ 691,387	\$ -	\$ -	\$ -	\$ -	\$ 8,411,608

Waco Independent School District
 Schedule of Delinquent Taxes Receivable
 For the Fiscal Year Ended August 31, 2024

Year Ended August 31,	1		2		3	
	Tax Rates				Assessed/ Appraised Value For School Tax Purposes	
	Maintenance		Debt Service			
2015 and prior years	\$	Various	\$	Various	\$	Various
2016		1.17000		0.23000		4,600,827,921
2017		1.17000		0.23000		5,053,462,320
2018		1.17000		0.24000		5,220,581,465
2019		1.17000		0.23408		5,822,476,266
2020		1.06835		0.23410		6,271,959,413
2021		1.03980		0.22415		6,383,598,838
2022		1.02440		0.22024		6,881,467,412
2023		0.94290		0.29897		8,415,050,138
2024		0.76640		0.26219		8,967,052,860

1000 TOTALS

8000 - Taxes refunded under section 26.1115, tax code, for owners who received an exemption as provided by section 11.42(f), tax code

9000 - Portion of Row 1000 for Taxes Paid into Tax Increment Zone Under Chapter 311, Tax Code

Exhibit J-1

10	20	31	32	40	50	99
Beginning Balance 1/0/1900	Current Year's Total Levy	Maintenance Collections	Debt Service Collections	Entire Year's Adjustments	Ending Balance 8/31/2024	Total Taxes Refunded Under Section 26.1115(c)
\$ 773,407	\$ -	\$ 17,932	\$ 5,401	\$ (88,005)	\$ 662,069	
115,324	-	6,545	1,287	(9,708)	97,784	
115,515	-	6,511	1,280	(670)	107,054	
152,165	-	9,995	2,050	(867)	139,253	
192,788	-	14,683	2,938	(1,404)	173,763	
216,427	-	19,759	4,330	(2,029)	190,309	
262,607	-	(222,700)	(48,007)	(316,991)	216,323	
449,367	-	(95,271)	(20,483)	(244,800)	320,321	
1,612,917	-	(196,477)	(62,298)	(1,198,682)	673,010	
-	92,233,940	63,412,484	21,693,540	(5,674,834)	1,453,082	
<u>\$ 3,890,517</u>	<u>\$ 92,233,940</u>	<u>\$ 62,973,461</u>	<u>\$ 21,580,038</u>	<u>\$ (7,537,990)</u>	<u>\$ 4,032,968</u>	
						\$ 45,482
		\$ 99,993				

Waco Independent School District

Exhibit J-2

Schedule of Revenues, Expenditures, and Changes
in Fund Balance – Budget and Actual
National School Breakfast and Lunch Program
For the Fiscal Year Ended August 31, 2024

Data Control Codes		Budgeted Amounts		Actual	Variance with Final Budget Positive (Negative)
		Original	Final		
REVENUES					
5700	Local and intermediate sources	\$ 404,000	\$ 404,000	\$ 885,591	\$ 481,591
5800	State program revenues	-	-	42,615	42,615
5900	Federal program revenues	10,585,000	10,607,613	10,714,125	106,512
5020	Total revenues	10,989,000	11,011,613	11,642,331	630,718
EXPENSES					
Current:					
0035	Food service	11,281,649	13,735,268	9,875,171	3,860,097
6030	Total expenses	11,281,649	13,735,268	9,875,171	3,860,097
1100	Excess (deficiency) of revenues over (under) expenditures	(292,649)	(2,723,655)	1,767,160	4,490,815
OTHER FINANCING SOURCES (USES)					
7912	Sale of real and personal property	-	-	63,393	63,393
7080	Total other financing sources (uses)	-	-	63,393	63,393
1200	Net change in fund balance	(292,649)	(2,723,655)	1,830,553	4,554,208
0100	Fund balance - beginning	5,873,953	5,873,953	5,873,953	-
3000	FUND BALANCE - ENDING	\$ 5,581,304	\$ 3,150,298	\$ 7,704,506	\$ 4,554,208

Waco Independent School District

Exhibit J-3

Schedule of Revenues, Expenditures, and Changes
in Fund Balance – Budget and Actual
Debt Service Fund
For the Fiscal Year Ended August 31, 2024

Data Control Codes		Budgeted Amounts		Actual	Variance with Final Budget Positive (Negative)
		Original	Final		
REVENUES					
5700	Local and intermediate sources	\$ 22,809,772	\$ 22,841,772	\$ 22,538,205	\$ (303,567)
5800	State program revenues	2,359,589	2,359,589	2,286,590	(72,999)
5020	Total revenues	25,169,361	25,201,361	24,824,795	(376,566)
EXPENDITURES					
Current:					
Debt service:					
0071	Principal on long-term debt	8,745,000	8,745,000	8,745,000	-
0072	Interest on long-term debt	17,150,220	17,150,220	17,150,220	-
0073	Issuance costs and fees	19,000	19,000	7,176	11,824
Intergovernmental:					
0097	Payments to tax increment fund	6,000	38,000	33,793	4,207
6030	Total expenditures	25,920,220	25,952,220	25,936,189	16,031
1200	Net change in fund balance	(750,859)	(750,859)	(1,111,394)	(360,535)
0100	Fund balance - beginning	5,075,473	5,075,473	5,075,473	-
3000	FUND BALANCE - ENDING	\$ 4,324,614	\$ 4,324,614	\$ 3,964,079	\$ (360,535)

Waco Independent School District
 Use of Funds Report – Select State Allotment
 For the Fiscal Year Ended August 31, 2024

Exhibit J-4

<u>Data Codes</u>		<u>Responses</u>
Section A: Compensatory Education Programs		
AP1	Did your LEA expend any state compensatory education program state allotment funds during the LEA's fiscal year?	Yes
AP2	Does the LEA have written policies and procedures for its state compensatory education program?	Yes
AP3	List the total state allotment funds received for state compensatory education programs during the LEA's fiscal year.	\$ 19,818,865
AP4	List the actual direct program expenditures for state compensatory education programs during the LEA's fiscal year. (PICs 24, 26, 28, 29, 30)	\$ 23,187,161
Section B: Bilingual Education Programs		
AP5	Did your LEA expend any bilingual education program state allotment funds during the LEA's fiscal year?	Yes
AP6	Does the LEA have written policies and procedures for its bilingual education program?	Yes
AP7	List the total state allotment funds received for bilingual education programs during the LEA's fiscal year.	\$ 2,134,406
AP8	List the actual direct program expenditures for bilingual education programs during the LEA's fiscal year. (PICs 25)	\$ 1,479,247

Statistical Section

This Page Intentionally Left Blank

**Statistical Section
(Unaudited)**

Statistical Tables are used to provide detailed information on the physical, economic, social and political characteristics of a government. They are intended to provide financial report users with a broader and more complete understanding of the government and its financial affairs than is possible from the basic financial statements.

The District's Statistical Tables usually cover ten fiscal years and often present data from outside the accounting records. The tables are unaudited due to the nature of the information contained therein.

	<u>Page</u>
Financial Trends – Tables 1-5	120
These schedules contain trend information to help the reader understand how the District's financial performance and well-being have changed over time.	
Revenue Capacity – Table 6-9	132
These schedules contain information to help the reader assess the District's most significant local revenue source, the property tax.	
Debt Capacity – Tables 10-12	140
These schedules present information to help the reader assess the affordability of the District's current levels of outstanding debt and the District's ability to issue additional debt in the future.	
Demographic and Economic Information – Tables 13-14	144
These schedules offer demographic and economic indicators to help the reader understand the environment within which the District's financial activities take place.	
Operating Information – Tables 15-18	147
These schedules contain service and infrastructure data to help the reader understand how the information in the District's financial report relates to the services the District provides and the activities it performs.	

Waco Independent School District
Net Position by Component
Last Ten Fiscal Years
(Unaudited)

	<u>2024</u>	<u>2023</u>	<u>2022</u>	<u>2021</u>
GOVERNMENTAL ACTIVITIES				
Net investment in capital assets	\$ 98,514,208	\$ 94,019,141	\$ 70,120,164	\$ 48,860,389
Restricted for federal and state programs	7,704,506	5,873,953	5,676,286	4,698,491
Restricted for debt service	-	-	-	-
Restricted for other purposes	-	2,345,002	2,457,009	1,751,786
Unrestricted	(44,955,646)	(54,605,379)	(57,438,274)	(64,514,504)
TOTAL GOVERNMENTAL ACTIVITIES NET POSITION	<u>\$ 61,263,068</u>	<u>\$ 47,632,717</u>	<u>\$ 20,815,185</u>	<u>\$ (9,203,838)</u>
PRIMARY GOVERNMENT				
Net investment in capital assets	\$ 98,514,208	\$ 94,019,141	\$ 70,120,164	\$ 48,860,389
Restricted for federal and state programs	7,704,506	5,873,953	5,676,286	4,698,491
Restricted for debt service	-	-	-	-
Restricted for other purposes	-	2,345,002	2,457,009	1,751,786
Unrestricted	(44,955,646)	(54,605,379)	(57,438,274)	(64,514,504)
TOTAL PRIMARY GOVERNMENT NET POSITION	<u>\$ 61,263,068</u>	<u>\$ 47,632,717</u>	<u>\$ 20,815,185</u>	<u>\$ (9,203,838)</u>

Source: District Financial Statements

¹ The District adopted Governmental Accounting Standards Board Statement No. 68 for the year ended August 31, 2015, recognizing the District's proportionate share of net pension liability for the Texas Teachers' Retirement System. Prior periods have not been restated.

² The District adopted Governmental Accounting Standards Board Statement No. 75 for the year ended August 31, 2018, recognizing the District's proportionate share of the TRS-Care net OPEB liability. As a result of significant changes in the plan, the District recorded negative on behalf revenues and expenses in the amount of \$29.5 million within the operating grants and contributions and \$43.7 million in functional expense categories. Prior periods have not been restated.

³ The District adopted Governmental Accounting Standards Board Statement No. 87 for the year ended August 31, 2022, requiring the recognition of certain lease assets and liabilities for leases previously classified as operating leases and recognize as inflows of resources or outflows of resources based on the payment provisions of the contract.

Table 1

2020	2019	2018*	2017	2016	2015
\$ 32,029,477	\$ 29,669,042	\$ 29,990,868	\$ 28,540,181	\$ 26,434,432	\$ 28,878,748
3,092,933	3,822,443	2,806,177	2,251,264	1,728,453	1,419,771
3,774,583	4,037,123	3,154,115	1,906,582	1,840,786	-
-	-	-	-	-	-
(57,017,617)	(55,052,397)	(57,388,891)	26,606,549	30,355,750	30,160,328
<u>\$ (18,120,624)</u>	<u>\$ (17,523,789)</u>	<u>\$ (21,437,731)</u>	<u>\$ 59,304,576</u>	<u>\$ 60,359,421</u>	<u>\$ 60,458,847</u>
\$ 32,029,477	\$ 29,669,042	\$ 29,990,868	\$ 28,540,181	\$ 26,434,432	\$ 28,878,748
3,092,933	3,822,443	2,806,177	2,251,264	1,728,453	1,419,771
3,774,583	4,037,123	3,154,115	1,906,582	1,840,786	-
-	-	-	-	-	-
(57,017,617)	(55,052,397)	(57,388,891)	26,606,549	30,355,750	30,160,328
<u>\$ (18,120,624)</u>	<u>\$ (17,523,789)</u>	<u>\$ (21,437,731)</u>	<u>\$ 59,304,576</u>	<u>\$ 60,359,421</u>	<u>\$ 60,458,847</u>

Waco Independent School District
Changes in Net Position
Last Ten Fiscal Years
(Unaudited)

	<u>2024</u>	<u>2023</u>	<u>2022</u>	<u>2021</u>
EXPENSES				
Governmental activities:				
Instruction	\$ 111,508,483	\$ 102,227,921	\$ 101,232,746	\$ 108,588,615
Instructional resources and media services	2,504,535	4,111,845	3,235,033	1,192,490
Curriculum and instructional staff development	9,225,688	9,551,185	8,933,429	9,121,131
Instructional leadership	5,141,423	4,881,118	4,136,081	5,332,555
School leadership	10,987,566	10,787,666	9,819,089	10,695,652
Guidance, counseling, and evaluation services	8,711,903	8,339,301	7,025,873	7,496,360
Social work services	1,001,581	1,134,187	935,250	1,100,337
Health services	1,618,002	1,565,714	1,402,295	1,805,296
Student transportation	4,519,635	3,484,565	3,172,110	3,200,450
Food services	11,395,848	10,547,421	9,874,172	8,374,591
Extracurricular activities	7,515,607	7,320,418	6,419,770	5,788,669
General administration	6,801,759	6,555,878	5,867,190	5,920,000
Plant maintenance and operations	20,020,705	18,905,416	17,389,733	18,505,551
Security and monitoring services	4,708,245	2,897,773	2,421,712	3,027,839
Data processing services	3,781,108	3,972,674	3,794,523	3,507,680
Community services	1,849,836	1,972,999	1,829,316	1,794,330
Interest on long-term debt	15,787,484	13,345,184	7,502,230	5,157,532
Issuance costs and fees	98,274	1,378,374	20,900	1,038,026
Facilities acquisition, improvements and construction	-	2,171,843	1,196,164	15,522
Payments to fiscal agents/member districts of shared services arrangements	374,951	381,097	358,512	330,000
Payments related to Juvenile Alternative Education Program	527,375	601,613	601,643	298,918
Payments to tax increment fund	133,786	2,454	8,124,221	8,207,338
Other intergovernmental charges	833,438	832,484	721,826	704,473
	<u>229,047,232</u>	<u>216,969,130</u>	<u>206,013,818</u>	<u>211,203,355</u>
TOTAL EXPENSES	\$ 229,047,232	\$ 216,969,130	\$ 206,013,818	\$ 211,203,355
PROGRAM REVENUES				
Governmental activities:				
Charges for services:				
Instruction	\$ 2,436,446	\$ 2,484,844	\$ 2,627,136	\$ 2,929,340
Instructional leadership	306,705	332,150	309,837	-
School leadership	186,386	163,917	171,891	-
Guidance, counseling, and evaluation services	283,181	278,267	266,818	-
Food services	612,982	539,610	442,536	225,868
Extracurricular activities	654,588	687,358	723,579	390,690
General administration	-	-	116,184	102,989
Plant maintenance and operations	368,695	278,040	307,365	441,653
Community services	478	795	-	-
Other activities	284,340	287,919	100,220	1,001,176
Operating grants and contributions	56,859,768	58,096,957	78,498,084	44,556,955
	<u>61,993,569</u>	<u>63,149,857</u>	<u>83,563,650</u>	<u>49,648,671</u>
TOTAL PROGRAM REVENUES	\$ 61,993,569	\$ 63,149,857	\$ 83,563,650	\$ 49,648,671
NET (EXPENSE)/REVENUE				
Governmental activities	<u>\$ (167,053,663)</u>	<u>\$ (153,819,273)</u>	<u>\$ (122,450,168)</u>	<u>\$ (161,554,684)</u>
TOTAL NET (EXPENSE)/REVENUE	\$ (167,053,663)	\$ (153,819,273)	\$ (122,450,168)	\$ (161,554,684)

Table 2
(Page 1 of 2)

2020	2019	2018	2017	2016	2015
\$ 105,111,083	\$ 97,204,175	\$ 63,778,397	\$ 92,410,667	\$ 88,611,062	\$ 77,681,640
1,230,515	1,145,653	951,999	1,121,495	1,196,338	1,124,801
10,385,500	8,191,863	4,118,181	8,340,412	7,509,106	6,947,353
5,641,079	5,279,944	2,420,981	4,335,621	4,392,247	3,677,116
11,178,027	10,762,453	6,657,882	9,845,156	9,978,219	9,115,358
6,903,962	5,935,365	3,202,513	5,574,333	5,144,364	4,648,929
1,183,436	1,176,663	700,617	941,636	1,417,893	1,031,823
1,532,816	1,289,858	825,391	1,177,356	1,216,958	1,102,805
3,155,808	3,164,818	3,177,773	2,956,595	2,860,485	2,693,602
11,404,285	11,095,518	8,678,763	10,769,354	10,492,347	10,019,785
6,059,245	5,693,948	4,374,793	5,449,388	5,051,637	4,653,098
5,671,606	4,935,156	3,738,000	5,232,469	4,984,938	4,179,447
17,657,184	15,921,753	15,301,105	18,573,874	18,452,585	17,352,111
2,316,628	2,550,677	1,875,149	2,095,530	2,222,486	2,070,750
4,561,909	4,025,862	2,548,797	2,981,430	3,045,119	3,411,040
1,669,506	1,883,438	1,037,951	1,306,982	1,152,542	1,215,064
6,297,691	6,525,159	6,709,165	6,927,718	6,474,116	7,503,739
15,812	5,650	6,700	6,700	514,954	1,075,983
-	116,177	1,145	-	-	160,135
423,945	749,055	556,613	522,174	520,899	409,664
646,950	514,035	456,901	558,366	410,518	360,740
8,000,245	7,850,239	6,968,873	5,616,835	4,214,674	3,534,625
755,302	839,620	832,723	711,202	701,349	727,905
211,802,534	196,857,079	138,920,412	187,455,293	180,564,836	164,697,513
<u>\$ 211,802,534</u>	<u>\$ 196,857,079</u>	<u>\$ 138,920,412</u>	<u>\$ 187,455,293</u>	<u>\$ 180,564,836</u>	<u>\$ 164,697,513</u>
\$ 2,863,604	\$ 2,942,550	\$ 2,616,206	\$ 2,245,294	\$ 1,719,516	\$ 1,448,081
-	-	-	-	-	-
-	-	-	-	-	-
-	-	-	-	-	-
350,362	568,314	632,980	734,826	688,102	698,505
508,589	813,046	1,054,949	960,344	992,762	878,815
86,763	190,180	216,287	-	-	-
320,540	365,233	389,512	388,975	366,705	243,895
103,496	164,712	146,170	139,676	110,757	112,199
1,018,627	792,380	651,011	1,232,811	788,737	745,053
45,063,392	43,276,111	9,980,612	40,212,598	41,546,587	40,689,915
50,315,373	49,112,526	15,687,727	45,914,524	46,213,166	44,816,463
<u>\$ 50,315,373</u>	<u>\$ 49,112,526</u>	<u>\$ 15,687,727</u>	<u>\$ 45,914,524</u>	<u>\$ 46,213,166</u>	<u>\$ 44,816,463</u>
\$ (161,487,161)	\$ (147,744,553)	\$ (123,232,685)	\$ (141,540,769)	\$ (134,351,670)	\$ (119,881,050)
<u>\$ (161,487,161)</u>	<u>\$ (147,744,553)</u>	<u>\$ (123,232,685)</u>	<u>\$ (141,540,769)</u>	<u>\$ (134,351,670)</u>	<u>\$ (119,881,050)</u>

Waco Independent School District
Changes in Net Position
Last Ten Fiscal Years
(Unaudited)

	2024	2023	2022	2021
GENERAL REVENUES AND OTHER CHANGES IN NET POSITION				
Governmental activities:				
Property taxes, levied for general purpose	\$ 64,942,568	\$ 78,929,807	\$ 69,695,140	\$ 70,822,072
Property taxes, levied for debt service	22,135,234	24,958,189	14,983,637	15,269,209
Grants and contributions not restricted to specific programs	80,937,302	60,299,553	67,479,128	80,387,751
Unrestricted investment earnings	11,473,894	14,785,236	1,085,024	173,600
Miscellaneous	1,108,061	1,664,020	1,078,051	1,964,052
Gain (loss) on disposals of capital assets	86,955	-	-	-
Transfers in/out	-	-	-	-
	<hr/>	<hr/>	<hr/>	<hr/>
Total governmental activities	180,684,014	180,636,805	154,320,980	168,616,684
	<hr/>	<hr/>	<hr/>	<hr/>
TOTAL GENERAL REVENUES AND OTHER CHANGES IN NET POSITION	\$ 180,684,014	\$ 180,636,805	\$ 154,320,980	\$ 168,616,684
	<hr/>	<hr/>	<hr/>	<hr/>
PRIMARY GOVERNMENT CHANGE IN NET POSITION				
Governmental activities	\$ 13,630,351	\$ 26,817,532	\$ 31,870,812	\$ 7,062,000
	<hr/>	<hr/>	<hr/>	<hr/>
TOTAL PRIMARY GOVERNMENT CHANGE IN NET POSITION	\$ 13,630,351	\$ 26,817,532	\$ 31,870,812	\$ 7,062,000
	<hr/>	<hr/>	<hr/>	<hr/>

Table 2
(Page 2 of 2)

2020	2019	2018	2017	2016	2015
\$ 67,873,571	\$ 69,781,667	\$ 64,060,469	\$ 58,783,113	\$ 52,444,091	\$ 45,214,877
14,883,194	13,941,068	13,139,700	11,592,463	10,329,819	13,589,549
76,390,346	65,405,082	64,950,166	68,772,790	70,471,901	65,525,694
995,027	1,633,709	1,072,854	524,447	244,394	88,831
911,362	883,453	828,848	768,018	708,154	818,949
(163,174)	13,516	33,013	45,093	53,885	(1,054,382)
-	-	-	-	-	15,000
<u>160,890,326</u>	<u>151,658,495</u>	<u>144,085,050</u>	<u>140,485,924</u>	<u>134,252,244</u>	<u>124,198,518</u>
<u>\$ 160,890,326</u>	<u>\$ 151,658,495</u>	<u>\$ 144,085,050</u>	<u>\$ 140,485,924</u>	<u>\$ 134,252,244</u>	<u>\$ 124,198,518</u>
<u>\$ (596,835)</u>	<u>\$ 3,913,942</u>	<u>\$ 20,852,365</u>	<u>\$ (1,054,845)</u>	<u>\$ (99,426)</u>	<u>\$ 4,317,468</u>
<u>\$ (596,835)</u>	<u>\$ 3,913,942</u>	<u>\$ 20,852,365</u>	<u>\$ (1,054,845)</u>	<u>\$ (99,426)</u>	<u>\$ 4,317,468</u>

Waco Independent School District
Fund Balances of Governmental Funds
Last Ten Fiscal Years
(Unaudited)

	<u>2024</u>	<u>2023</u>	<u>2022</u>	<u>2021</u>
GENERAL FUND				
Nonspendable	\$ 497,141	\$ 316,156	\$ 398,044	\$ 394,866
Committed	3,753,337	5,671,337	6,688,198	15,712,366
Assigned	-	-	-	-
Restricted	-	2,345,002	2,457,009	1,751,786
Unassigned	60,897,793	49,662,869	45,710,678	35,684,217
TOTAL GENERAL FUND	<u>\$ 65,148,271</u>	<u>\$ 57,995,364</u>	<u>\$ 55,253,929</u>	<u>\$ 53,543,235</u>
ALL OTHER GOVERNMENTAL FUNDS				
Nonspendable	\$ -	\$ -	\$ -	\$ -
Restricted for:				
Capital projects	111,211,754	248,090,003	201,458,495	-
Federal and state programs	7,704,506	5,873,953	5,676,286	4,698,491
Debt service	3,964,079	5,075,473	4,006,234	4,866,235
Assigned	-	-	-	-
Committed	707,102	657,552	657,019	639,096
Unassigned	-	-	-	(1,457,770)
TOTAL ALL OTHER GOVERNMENTAL FUNDS	<u>\$ 123,587,441</u>	<u>\$ 259,696,981</u>	<u>\$ 211,798,034</u>	<u>\$ 8,746,052</u>

Source: District Financial Statements

Table 3

2020	2019	2018	2017	2016	2015
\$ 1,179,204	\$ 412,344	\$ 680,007	\$ 684,300	\$ 196,803	\$ 239,129
3,369,656	3,002,885	1,273,469	3,487,432	5,448,732	4,878,618
-	-	299,723	1,485,130	1,235,550	1,118,207
2,123,100	1,110,137	-	-	-	-
46,008,487	44,712,941	41,768,477	39,165,626	39,036,156	36,747,458
\$ 52,680,447	\$ 49,238,307	\$ 44,021,676	\$ 44,822,488	\$ 45,917,241	\$ 42,983,412
\$ -	\$ -	\$ -	\$ -	\$ -	\$ 142,981
1,566	-	443,939	845,439	1,243,250	2,025,445
3,092,933	3,822,443	2,806,177	2,251,264	1,728,453	1,419,771
3,990,782	4,057,107	3,911,753	4,653,605	4,646,144	4,627,553
-	-	-	-	-	-
672,580	642,837	639,941	548,488	456,582	491,049
-	-	-	-	-	-
\$ 7,757,861	\$ 8,522,387	\$ 7,801,810	\$ 8,298,796	\$ 8,074,429	\$ 8,706,799

Waco Independent School District
Changes In Fund Balances
Governmental Funds
Last Ten Fiscal Years
(Unaudited)

	2024	2023	2022	2021
REVENUES				
Local and intermediate sources	\$ 109,759,967	\$ 125,553,413	\$ 118,523,512	\$ 93,298,976
State program revenues	92,346,323	66,126,772	82,262,498	89,261,069
Federal program revenues	47,734,214	56,930,003	47,557,777	33,722,403
Total revenues	249,840,504	248,610,188	248,343,787	216,282,448
EXPENDITURES				
Current:				
Instruction	108,639,055	107,197,914	105,559,684	101,910,470
Instructional resources and media services	2,238,330	4,060,203	3,158,923	977,265
Curriculum and instructional staff development	9,187,758	9,789,218	9,702,750	8,437,370
Instructional leadership	5,111,276	5,017,061	4,512,662	4,973,273
School leadership	11,234,718	11,246,150	10,700,636	10,406,135
Guidance, counseling, and evaluation services	8,829,638	8,651,130	7,716,404	7,119,784
Social work services	1,018,007	1,179,058	1,031,676	1,052,397
Health services	1,604,496	1,609,464	1,506,672	1,736,536
Student transportation services	3,806,491	3,017,195	2,612,824	3,375,332
Food services	10,043,990	11,520,979	10,765,365	7,231,155
Extracurricular activities	6,583,592	6,719,019	6,115,262	4,976,487
General administration	6,836,198	6,746,414	6,235,983	5,723,917
Plant maintenance and operations	20,109,123	22,266,376	17,871,072	18,326,680
Security and monitoring services	4,540,433	3,586,235	2,626,563	3,137,236
Data processing services	3,497,111	4,153,617	3,543,422	3,618,322
Community services	1,795,213	1,975,077	1,924,439	1,670,253
Debt service:				
Principal on long-term debt	9,278,170	9,896,937	12,182,422	8,410,000
Interest on long-term debt	17,184,394	15,635,983	4,219,199	5,236,916
Issuance cost and fees	98,274	1,378,374	20,900	1,038,022
Capital outlay:				
Facilities acquisition and construction	145,945,292	118,036,117	23,470,081	6,603,021
Intergovernmental:				
Payments to fiscal agent/member district SSA	374,951	381,097	358,512	330,000
Payments to Juvenile Justice Alternative Education Program	527,375	601,613	601,643	295,918
Payments to tax increment zone	133,786	2,454	8,124,222	8,207,338
Other intergovernmental charges	833,438	832,484	721,825	704,473
Total expenditures	379,451,109	355,500,169	245,283,141	215,498,300
Excess (deficiency) of revenues over (under) expenditures	(129,610,605)	(106,889,981)	3,060,646	784,148
OTHER FINANCING SOURCES (USES)				
Bonds issued	\$ -	\$ 151,340,000	\$ 189,500,000	\$ 106,740,000
Sale of real and personal property	163,842	137,514	-	30,000
Issuance of right-to-use leased and subscription assets	490,130	1,012,541	-	-
Transfers in	357,635	355,803	690,116	902,039
Premium on bonds issued	-	5,040,305	12,202,030	17,420,122
Other sources	-	-	-	-
Transfers out	(357,635)	(355,803)	(690,116)	(902,039)
Payment to refunded bond escrow agent	-	-	-	(123,123,290)
Total other financing sources (uses)	653,972	157,530,360	201,702,030	1,066,832
NET CHANGE IN FUND BALANCE	\$ (128,956,633)	\$ 50,640,379	\$ 204,762,676	\$ 1,850,980
DEBT SERVICE AS A PERCENTAGE OF NONCAPITAL EXPENDITURES	11.37%	11.33%	7.40%	7.00%

Source: District Financial Statements

Table 4

	2020	2019	2018	2017	2016	2015
\$	90,577,649	\$ 93,228,446	\$ 85,458,408	\$ 77,344,586	\$ 69,684,244	\$ 64,420,380
	86,549,457	74,159,070	72,918,940	78,642,333	80,156,138	74,881,477
	28,739,737	29,090,242	27,467,542	28,926,389	29,186,936	30,879,002
	<u>205,866,843</u>	<u>196,477,758</u>	<u>185,844,890</u>	<u>184,913,308</u>	<u>179,027,318</u>	<u>170,180,859</u>
	94,728,241	88,589,322	85,894,552	86,373,466	80,287,130	73,544,308
	1,026,404	953,943	943,618	930,660	918,932	871,303
	8,930,368	7,342,447	7,287,411	7,679,307	7,220,416	7,090,487
	4,992,117	4,674,887	4,171,826	3,972,383	4,134,042	3,644,096
	10,432,418	10,226,382	9,769,100	9,521,555	9,454,571	9,090,220
	6,260,709	5,562,522	5,131,429	5,252,786	4,900,067	4,710,930
	1,055,654	1,096,478	1,089,475	911,831	1,368,352	1,055,551
	1,443,506	1,223,843	1,160,302	1,135,012	1,132,468	1,081,972
	2,648,110	3,344,683	4,703,866	3,201,247	2,788,283	2,054,638
	10,497,220	10,422,650	10,005,654	9,935,592	9,995,417	9,694,328
	5,425,492	4,793,853	5,224,859	5,116,060	4,411,489	4,037,392
	5,296,603	4,642,301	4,781,082	5,019,628	4,693,069	4,058,668
	17,421,238	15,715,345	17,002,432	18,574,278	18,051,929	17,544,931
	2,430,928	2,539,398	2,088,241	2,052,257	2,096,265	2,064,819
	4,580,566	3,626,750	2,720,092	2,687,285	3,083,693	3,194,738
	1,437,078	1,666,088	1,437,425	1,217,550	1,103,584	1,205,695
	7,335,001	7,025,000	4,975,000	6,695,000	7,440,001	8,305,002
	7,343,668	6,819,243	8,945,604	7,204,145	7,472,809	7,427,240
	15,811	5,650	6,700	6,700	514,954	1,075,983
	103,970	316,816	1,035,883	937,327	380,248	1,812,997
	423,945	749,055	556,613	522,174	520,899	409,664
	646,950	514,035	456,901	558,366	410,518	360,740
	8,000,245	7,850,239	6,968,874	5,616,835	4,214,674	3,534,625
	755,302	839,620	832,723	711,202	701,349	727,905
	<u>203,231,544</u>	<u>190,540,550</u>	<u>187,189,662</u>	<u>185,832,646</u>	<u>177,295,159</u>	<u>168,598,232</u>
	2,635,299	5,937,208	(1,344,772)	(919,338)	1,732,159	1,582,627
\$	-	\$ -	\$ -	\$ -	\$ 47,120,000	\$ 106,455,000
	42,315	-	46,974	48,952	61,135	331,914
	-	-	-	-	-	-
	655,868	675,612	800,696	1,543,542	1,928,616	86,845
	-	-	-	-	11,068,981	12,852,104
	-	-	-	-	-	-
	(655,868)	(675,612)	(800,696)	(1,543,542)	(1,928,616)	(71,845)
	-	-	-	-	(57,680,816)	(118,226,829)
	<u>42,315</u>	<u>-</u>	<u>46,974</u>	<u>48,952</u>	<u>569,300</u>	<u>1,427,189</u>
\$	<u>2,677,614</u>	<u>5,937,208</u>	<u>(1,297,798)</u>	<u>(870,386)</u>	<u>2,301,459</u>	<u>3,009,816</u>
	7.20%	7.30%	7.50%	7.50%	8.70%	10.10%

Waco Independent School District
 Governmental Funds Revenue by Source
 Last Ten Fiscal Years
 (Unaudited)

	<u>2024</u>	<u>2023</u>	<u>2022</u>	<u>2021</u>
LOCAL SOURCES				
Property tax	\$ 84,553,500	\$ 102,393,635	\$ 87,945,664	\$ 85,608,839
Other	25,206,467	23,159,778	30,577,848	7,690,137
State sources	92,346,323	66,126,772	82,262,498	89,261,069
Federal sources	47,734,214	56,930,003	47,557,777	33,722,403
TOTAL GENERAL FUND	<u>\$ 249,840,504</u>	<u>\$ 248,610,188</u>	<u>\$ 248,343,787</u>	<u>\$ 216,282,448</u>

Table 5

2020	2019	2018	2017	2016	2015
\$ 82,983,635	\$ 84,180,419	\$ 77,206,627	\$ 69,736,942	\$ 63,526,571	\$ 58,960,839
7,594,014	9,048,027	8,251,781	7,607,644	6,157,673	5,459,541
86,549,457	74,159,070	72,918,940	78,642,333	80,156,138	74,881,477
28,739,737	29,090,242	27,467,542	28,926,389	29,186,936	30,879,002
<u>\$ 205,866,843</u>	<u>\$ 196,477,758</u>	<u>\$ 185,844,890</u>	<u>\$ 184,913,308</u>	<u>\$ 179,027,318</u>	<u>\$ 170,180,859</u>

Waco Independent School District

Assessed Value and Estimated Actual Value of Taxable Property

Last Ten Fiscal Years

(Unaudited)

Fiscal Year Ended August 31	Actual/Market Value					
	Residential Property	Vacant Platted Land Tracts	Qualified Open-space Land & Improvements	Commercial, Industrial & Manufacturing	Utilities, Railroads, Pipelines, & Cable	Personal Property
2024	\$ 6,949,598,099	\$ 221,912,855	\$ 95,848,455	\$ 2,969,573,810	\$ 226,579,579	\$ 962,942,820
2023	6,335,833,320	263,228,322	60,513,813	2,551,172,043	208,069,883	831,766,520
2022	5,040,923,149	164,134,112	51,853,600	2,166,807,565	185,775,038	710,997,150
2021	4,504,359,823	169,497,345	50,999,638	2,136,866,923	172,917,778	785,588,400
2020	4,179,199,031	156,206,452	49,223,644	1,894,082,174	165,747,052	827,902,260
2019	3,893,676,470	149,909,142	47,818,618	1,823,726,871	154,582,202	770,041,640
2018	3,401,296,575	134,228,013	40,646,325	1,662,661,169	143,541,492	721,815,030
2017	3,080,621,154	148,176,520	43,498,360	1,709,233,080	136,569,492	722,963,570
2016	2,840,220,101	144,596,547	40,626,655	1,522,462,218	138,778,572	674,117,320
2015	2,691,540,650	129,986,073	46,155,651	1,379,418,937	131,555,593	623,482,130

Source: McLennan County (Texas) Appraisal District provides the District's tax office with appraised values for properties within the District's taxing authority. Actual value equals appraised value. Actual value less productivity losses, homestead cap, and exemptions equals taxable assessed value.

(1) Tax Rates are per \$100 of assessed value.

Table 6

Actual/Market Value						
Special Inventory	Totally Exempt Property	Total Actual/Market Value	Exemptions and Cap Adjustments	Total Taxable Assessed Value	Tax Rates (1)	
\$ 56,206,780	\$ 2,819,779,685	14,302,442,083	\$ 5,110,527,394	9,191,914,689	1.028587	
52,575,690	2,416,293,663	12,719,453,254	3,881,232,168	8,838,221,086	1.241869	
42,038,530	2,252,635,339	10,615,164,483	3,058,012,790	7,557,151,693	1.244640	
41,041,280	2,202,072,357	10,063,343,544	2,946,667,603	7,116,675,941	1.263950	
36,746,270	2,179,434,219	9,488,541,102	2,918,766,647	6,569,774,455	1.302450	
32,387,860	2,087,740,084	8,959,882,887	2,859,355,966	6,100,526,921	1.404080	
31,985,440	1,962,138,163	8,098,312,207	2,642,322,364	5,455,989,843	1.410000	
31,488,290	1,923,755,086	7,796,305,552	2,544,844,885	5,251,460,667	1.400000	
33,033,690	1,628,077,631	7,021,912,734	2,257,255,955	4,764,656,779	1.400000	
32,493,610	1,289,804,700	6,324,437,344	1,766,101,542	4,558,335,802	1.353240	

Waco Independent School District

Property Tax Rates – Direct and Overlapping Governments

(Per \$100 of Assessed Value)

Last Ten Fiscal Years

(Unaudited)

Taxing Authority	2024	2023	2022	2021
SCHOOL DISTRICT				
Maintenance & Operations	\$ 0.766400	\$ 0.942900	\$ 1.024400	\$ 1.039800
Debt Service	0.262187	0.298969	0.220240	0.224150
Waco ISD Total	1.028587	1.241869	1.244640	1.263950
COUNTY				
McLennan	0.329805	0.376355	0.425000	0.468719
McLennan Community College	0.128509	0.139074	0.149782	0.149782
CITY				
Waco	0.755000	0.760000	0.767282	0.776232
Woodway	0.373701	0.417174	0.470000	0.500000
Hewitt	0.546736	0.540102	0.540102	0.547838
Beverly Hills	0.466020	0.485415	0.485415	0.473550
Waco Public Improvement District	0.000000	0.100000	1.000000	0.100000

Table 7

2020	2019	2018	2017	2016	2015
\$ 1.068350	\$ 1.170000	\$ 1.170000	\$ 1.170000	\$ 1.170000	\$ 1.040000
0.234100	0.234080	0.240000	0.230000	0.230000	0.313240
1.302450	1.404080	1.410000	1.400000	1.400000	1.353240
0.485293	0.485293	0.505293	0.525293	0.535293	0.535293
0.147696	0.147696	0.150346	0.148898	0.149724	0.149530
0.776232	0.776232	0.776232	0.776232	0.776232	0.776232
0.450000	0.450000	0.470000	0.470000	0.470000	0.470000
0.539677	0.539677	0.539677	0.539677	0.539677	0.539677
0.467077	0.484596	0.490145	0.490145	0.490145	0.452719
1.000000	1.000000	1.000000	0.100000	1.000000	0.100000

This Page Intentionally Left Blank

Waco Independent School District

Principal Property Taxpayers
Current Year and Nine Years Ago
(Unaudited)

Table 8

Property Taxpayer	2024			2015		
	Taxable Assessed Value (1)	Rank	Percentage of Total Assessed Value (2)	Taxable Assessed Value (1)	Rank	Percentage of Total Assessed Value (3)
ONCOR Electric Delivery Co LLC	\$ 83,303,135	1	0.91%	\$ 44,437,676	2	0.97%
CD/Park7 Waco Owner LP	82,390,580	2	0.90%	-	n/a	0.00%
ATMOS Energy/Mid-Tex Distribution	78,132,700	3	0.85%	24,678,721	7	0.54%
Tractor Supply	76,393,997	4	0.83%	24,300,000	8	0.53%
3503 RP Waco Central LP	68,604,250	5	0.75%	-	n/a	0.00%
Northland Legend LLC	58,550,400	6	0.64%	-	n/a	0.00%
Owens-Brockway Glass Container Inc	51,963,200	7	0.57%	31,779,853	4	0.70%
Madison Loff LLC	50,000,000	8	0.54%	-	n/a	0.00%
Plato TX III Propco LP	49,626,000	9	0.54%	-	n/a	0.00%
Zylstra Holdings at Waco LLC	43,000,000	10	0.47%	-	n/a	0.00%
Inland Western Waco Central, L.P.	-	n/a	0.00%	53,760,400	1	1.18%
CBL/Richland Mall LP	-	n/a	0.00%	42,291,560	3	0.93%
Wal-Mart Stores East LP	-	n/a	0.00%	25,358,520	5	0.56%
Seavest Inc	-	n/a	0.00%	25,339,270	6	0.56%
HEB Grocery Company LP	-	n/a	0.00%	22,136,659	9	0.49%
Texas Farm Bureau Business Corporation	-	n/a	0.00%	21,630,550	10	0.47%
TOTAL	\$ 641,964,262		6.98%	\$ 315,713,209		6.93%

1 Taxable assessed v value equals actual/appraised v value after exemptions.

2 Total assessed v value equals: 9,191,914,689

3 Total assessed v value equals: 4,558,035,802

Source: McLennan County Tax Office Certified Roll reports

Waco Independent School District

Property Tax Levies and Collections

Last Ten Fiscal Years

(Unaudited)

Fiscal Year Ended August 31,	Total Levy Amount Before Levy Loss, Late AG Penalty & Rendition Penalty	Levy Loss, Late AG Penalty & Rendition Penalty	Tax Office Adjustment	Taxes Levied for the Fiscal Year
2024	\$ 92,233,940	\$ (5,674,833)	\$ -	\$ 86,559,107
2023	103,375,936	(1,127,963)	-	102,247,973
2022	88,756,641	(3,107,145)	-	85,649,496
2021	89,694,811	(3,921,630)	-	85,773,181
2020	85,568,026	(3,878,891)	-	81,689,135
2019	85,656,279	(3,904,054)	-	81,752,225
2018	76,929,316	(3,299,038)	(20,079)	73,630,278
2017	73,520,449	(2,771,977)	-	70,748,472
2016	66,705,195	(2,293,604)	-	64,411,591
2015	61,681,166	(2,704,824)	-	58,976,342

Table 9

Collected within the Fiscal Year of the Levy		Collections in Subsequent Years	Total Collections to Date	
Amount	Percentage of Net Tax Levy		Amount	Percent of Total Tax Collections To Net Tax Levy
\$ 85,106,024	98.32%	\$ -	\$ 85,106,024	98.32%
101,763,018	99.53%	(258,775)	101,504,243	99.34%
87,582,185	102.26%	351,661	87,933,846	99.64%
84,416,904	98.42%	172,363	84,589,267	99.81%
81,947,736	100.32%	1,009,003	82,956,739	101.58%
83,362,598	101.97%	910,633	84,273,231	94.44%
76,596,826	104.03%	664,105	77,260,931	95.67%
69,209,687	97.82%	481,432	69,691,119	88.13%
62,798,654	97.50%	489,168	63,287,822	88.67%
57,839,516	98.07%	753,793	58,593,309	91.57%

Waco Independent School District

Table 10

Outstanding Debt by Type
Last Ten Fiscal Years
(Unaudited)

Fiscal Year Ended August 31,	Governmental Activities				Total Outstanding Debt	Ratio of Debt to Taxable Assessed Value (2)	Net Debt Per Student (3)
	General Obligation Bonds (1)	Maintenance Tax Notes	Lease Revenue Bonds	Right-to-use Leases and Subscriptions Payable			
2024	\$ 478,701,139	\$ -	\$ -	\$ 1,511,386	\$ 480,212,525	5.22%	35,527
2023	488,847,865	-	-	1,554,430	490,402,295	5.56%	36,339
2022	343,378,287	-	-	1,188,825	344,567,112	4.56%	24,450
2021	155,274,348	-	-	-	155,274,348	2.18%	10,762
2020	158,445,378	-	-	-	158,445,378	2.41%	9,492
2019	167,357,623	-	345,000	-	167,702,623	2.75%	10,037
2018	175,222,345	-	670,000	-	175,892,345	3.22%	10,331
2017	183,001,730	-	980,000	-	183,981,730	3.50%	12,310
2016	190,557,149	-	1,270,000	-	191,827,149	4.03%	12,807
2015	192,761,860	570,000	1,545,000	-	194,876,860	4.28%	12,782

Source: District's Notes to the Financial Statements

¹ Details regarding the District's outstanding debt, net of premiums, discounts, and adjustments can be found in the Notes to the Financial Statements.

² See Assessed Value and Estimated Actual Value of Taxable Property

³ See Operating Statistics Table for student enrollment data

Waco Independent School District

Table 11

Ratios of Net General Obligation Bonded Debt Outstanding
Last Ten Fiscal Years
(Unaudited)

Fiscal Year Ended August 31,	General Obligation Bonds	Less Amounts Available in Debt Service Fund (1)	Net General Bonded Debt	Ratio of Debt to Taxable Assessed Value (2)	Net Bonded Debt per Student (3)
2024	\$ 449,280,000	\$ 3,964,079	\$ 445,315,921	4.89%	32,945
2023	453,665,000	5,075,473	448,589,527	5.13%	33,555
2022	310,660,000	4,006,234	306,653,766	4.06%	21,254
2021	133,030,000	4,866,235	128,163,765	1.80%	8,883
2020	141,440,000	3,990,782	137,449,218	2.09%	9,225
2019	148,430,000	4,057,107	144,372,893	2.37%	9,689
2018	155,130,000	3,911,753	151,218,247	2.77%	10,202
2017	183,001,730	4,653,605	178,348,125	3.40%	11,826
2016	190,557,149	4,646,144	185,911,005	3.90%	12,439
2015	192,761,860	4,627,553	188,134,307	4.13%	12,561

Source: District's Notes to the Financial Statements

¹ These are the resources restricted for the principal payments of general obligation debt

² See Assessed Value and Estimated Actual Value of Taxable Property schedule

³ See Operating Statistics Table for student enrollment data

This Page Intentionally Left Blank

Waco Independent School District

Table 12

Direct and Overlapping Governmental Activities Debt
 August 31, 2024
 (Unaudited)

Taxing Authority	Gross Debt Amount	Outstanding As of	Percent Overlapping (1)	Share of Debt
OVERLAPPING				
McLennan County	\$ 85,055,000	8/31/2024	35.98%	\$ 30,602,789
McLennan Community College	38,150,000	8/31/2024	35.98%	13,726,370
City of Robinson	48,170,000	8/31/2024	5.27%	2,538,559
City of Waco	958,590,000	8/31/2024	60.91%	583,877,169
City of Woodway	27,235,000	8/31/2024	7.75%	2,110,713
Subtotal, Overlapping Debt				632,855,600
DIRECT				
Waco Independent School District	449,280,000		100.00%	449,280,000
TOTAL DIRECT AND OVERLAPPING DEBT				\$ 1,082,135,600
TOTAL DIRECT AND OVERLAPPING DEBT % OF ASSESSED VALUE (TABLE 6)				11.77%
TOTAL DIRECT AND OVERLAPPING DEBT % PER CAPITA (TABLE 13 COUNTY POPULATION)				\$ 10,122

Source: Municipal Advisory of Texas (Texas MAC), Estimated Overlapping Debt Statement, as of August 31, 2024

(1) Overlapping governments are those that coincide, at least in part, with the geographic boundaries of the District. The percentage of overlapping debt is estimated using taxable assessed property values. Percentages were estimated by determining the portion of the overlapping taxing authority's taxable assessed value that is within the District's boundaries and dividing it by the overlapping taxing authority's total taxable assessed value.

Waco Independent School District
 Demographic and Economic Statistics
 Last Ten Fiscal Years
 (Unaudited)

Fiscal Year Ended	McLennan County Estimated Population (1)	City of Waco Estimated Population (1)	District Estimated Population (2)	Median Household Income (3)
2024 (5)	-	-	-	-
2023	268,583	144,816	108,440	\$ 63,553
2022	266,836	143,984	111,042	64,320
2021	263,115	138,956	109,495	53,723
2020	260,579	138,486	113,627	40,190
2019	256,623	139,236	112,268	51,078
2018	248,429	133,964	111,836	48,713
2017	245,720	131,996	109,920	47,267
2016	243,394	130,659	108,460	46,860
2015	241,505	129,193	107,467	46,602

(1) Source: Waco Chamber of Commerce, Texas Comptroller of Public Accounts, and U.S. Census Bureau

(2) Source: U.S. Census Bureau, Small Area Income and Poverty Estimates (SAIPE)

(3) Source: U.S. Census Bureau, Selected Economic Characteristics

(4) Source: Bureau of Labor Statistics, Local Area Unemployment Statistics

(5) With the exception of the unemployment rate, information for 2024 is not yet available

Table 13

	Per Capita Income (3)	Unemployment Rate (4)
	-	3.7%
\$	27,463	3.7%
	32,119	3.4%
	31,204	4.9%
	22,461	6.2%
	22,461	3.5%
	24,166	3.7%
	25,266	4.3%
	24,968	4.2%
	23,262	4.1%

Waco Independent School District
Principal Employers
Current and Nine Years Ago
(Unaudited)

Table 14

Employers*	Type of Business	2024			2015		
		Employees	Rank	Percentage of Total Employment (1)	Employees	Rank	Percentage of Total Employment (2)
Baylor University	Higher Education	3,386	1	2.74%	2,675	1	2.54%
Baylor Scott & White Medical Center - Hillcrest	Healthcare	2,515	2	2.03%	1,800	4	1.71%
Waco Independent School District	Public Education	2,214	3	1.79%	2,500	2	2.37%
H-E-B Stores	Retail	2,000	4	1.62%	1,500	7	1.42%
Ascension Providence	Healthcare	1,676	5	1.35%	2,397	3	2.27%
City of Waco	Local Government	1,578	6	1.28%	1,590	6	1.51%
Department of Veterans Affairs Regional Office	Professional Services	1,275	7	1.03%			0.00%
Sanderson Farms	Manufacturing	1,200	8	0.97%	1,041	8	0.99%
Midway Independent School District	Public Education	1,081	9	0.87%	986	9	0.94%
McLennan County	Local Government	964	10	0.78%	910	10	0.86%
Wal-Mart Stores	Retail			n/a	1,656	5	1.57%
		17,889		14.46%	17,055		16.18%
McLennan County:							
(1) Total Employment for 2024:		123,713					
(2) Total Employment for 2015:		105,427					

Source: Waco Chamber of Commerce and Texas Workforce Commission
Source: TRACER of Texas Workforce Commission; Employment Estimate

Waco Independent School District
Full-Time Equivalent District Employees by Position
Last Ten Fiscal Years
(Unaudited)

Table 15

Position	2024	2023	2022	2021	2020	2019	2018	2017	2016	2015
Professional Staff:										
Teachers	985.8	997.1	1,011.1	1,002.7	991.0	982.2	1,000.2	994.9	941.8	909.4
Professional Support:										
Counselor	37.5	41.7	45.9	39.7	41.6	38.9	38.7	38.8	37.3	37.9
Educational Diagnostician	18.0	15.0	12.5	10.0	6.8	5.4	9.6	9.0	9.1	10.6
Librarian	15.5	13.8	4.9	3.0	2.1	2.3	3.0	3.0	3.9	6.0
Occupational Therapist	2.0	2.0	1.0	1.0	2.8	2.0	1.8	2.0	2.0	1.0
School Nurse	12.7	10.9	9.0	6.9	7.0	6.8	5.8	18.9	19.9	20.0
LSSP/Psychologist	2.0	3.0	4.0	3.0	2.0	1.0	3.0	4.0	4.0	4.0
Social Worker	9.5	8.5	4.0	4.5	4.5	6.4	8.9	8.0	11.0	8.9
Speech Therapist/Speech-language Pathologist	15.4	16.8	15.6	16.0	10.8	9.8	11.8	14.0	11.4	12.0
Work-based Learning Site Coordinator	1.1	0.9	0.6	0.0	0.0	0.0	0.0	0.0	0.0	0.0
Athletic Trainer	4.0	4.0	4.0	4.0	4.0	4.0	4.0	4.0	4.0	4.0
Communications Professional	5.0	0.0	0.0	0.0	0.0	0.0	0.0	0.0	0.0	0.0
Security	3.0	0.0	0.0	0.0	0.0	0.0	0.0	0.0	0.0	0.0
District/Campus Information Technology Professional	11.5	0.0	0.0	0.0	0.0	0.0	0.0	0.0	0.0	0.0
Athletics (other than Athletics Director)	4.0	0.0	0.0	0.0	0.0	0.0	0.0	0.0	0.0	0.0
Maintenance (staff serving in a professional/management role)	3.0	0.0	0.0	0.0	0.0	0.0	0.0	0.0	0.0	0.0
Business Services Professional	6.9	0.0	0.0	0.0	0.0	0.0	0.0	0.0	0.0	0.0
Other District Exempt Professional Auxiliary	77.0	84.6	77.5	81.5	73.7	72.4	66.9	68.6	64.6	51.9
Other Campus Exempt Professional Auxiliary	54.5	52.0	50.0	41.7	46.8	43.7	42.6	44.7	34.4	55.6
Instructional Coach (previously Teacher Facilitator)	32.5	48.5	61.8	83.8	77.2	85.0	78.2	72.0	71.6	34.0
Campus Administration:										
Assistant Principal	36.1	39.8	42.0	43.7	45.6	48.9	49.0	47.9	47.4	45.0
Principal	21.8	22.0	21.3	25.0	24.8	23.0	23.0	24.0	22.0	22.9
Registrar	0.0	0.0	0.0	0.0	0.0	0.0	0.0	0.0	0.0	1.0
Central Administration:										
Assistant/Associate/Deputy Superintendent	7.0	6.9	5.0	5.0	4.7	2.0	3.0	4.0	4.0	4.0
District Instructional Program Director or Executive Director	35.9	36.0	34.6	17.0	11.4	11.0	11.0	8.0	8.0	9.0
Superintendent	1.0	1.0	1.0	1.0	1.0	1.0	1.0	1.0	1.0	1.0
Athletic Director	1.0	1.0	0.9	1.0	1.0	1.0	1.0	1.0	1.0	1.0
Business Manager	1.0	1.0	0.9	1.0	1.0	1.0	1.0	1.0	1.0	1.0
Director of Personnel/Human Resources	3.0	2.8	1.7	4.0	4.0	2.0	2.0	2.0	2.0	2.0
Total Professional Staff	1,407.7	1,409.2	1,409.3	1,395.5	1,363.8	1,349.8	1,365.5	1,370.8	1,301.4	1,242.2
Educational Aides	313.3	308.9	374.2	395.5	409.7	392.9	406.8	392.3	297.7	225.8
Auxiliary Staff	493.3	487.5	518.9	525.3	590.2	567.1	571.3	566.3	571.7	528.6
TOTAL EMPLOYEES	2,214.3	2,205.6	2,302.4	2,316.3	2,363.7	2,309.8	2,343.6	2,329.4	2,170.8	1,996.6

Source: District's Public Education Information Management System (PEIMS) Reports, Fall submission

Waco Independent School District

Operating Statistics
 Last Ten Fiscal Years
 (Unaudited)

Fiscal Year Ended	Enrollment (1)	Operating Expenditures (2)	Cost Per Student	Percentage Change	Government-wide Expenses
2024	13,517	\$ 206,749,229	\$ 15,295	0.42%	\$ 229,047,237
2023	13,824	210,552,755	15,231	-5.55%	216,969,130
2022	14,086	227,159,361	16,127	19.81%	204,891,663
2021	14,428	194,210,341	13,461	6.43%	210,510,225
2020	14,899	188,433,094	12,647	5.81%	211,811,397
2019	14,756	176,373,841	11,953	2.87%	196,728,789
2018*	14,823	172,226,475	11,619	2.48%	138,920,412
2017	15,081	170,989,474	11,338	4.94%	187,455,293
2016	14,946	161,487,147	10,805	7.91%	180,564,836
2015	14,978	149,977,010	10,013	9.15%	164,697,513

¹ Source: District's Public Education Information Management System (PEIMS) Reports, Fall submission

² Operating expenditures are total expenditures less debt service and capital outlay from the Statement of Revenues, Expenditures, and Changes in Fund Balances.

the District implemented GASB No. 75 and related statements recognizing the District's proportional share of the TRS-Care net OPEB liability. As a result of significant changes in the plan, the District recorded negative on behalf expenses in the amount of \$43.7 million in functional expense categories in the Statement of Activities.

Table 16

	Cost Per Student	Percentage Change	Teaching Staff (FTE) (1)	Student to Teacher Ratio	Percent Economically Disadvantaged (1)
\$	16,945	7.96%	986	13.71	90.22%
	15,695	7.90%	997	13.87	89.66%
	14,546	-0.31%	900	15.65	88.77%
	14,590	2.63%	1,003	14.38	91.60%
	14,216	6.63%	991	15.03	90.32%
	13,332	42.26%	982	15.03	93.98%
	9,372	-24.60%	1,000	14.82	88.87%
	12,430	2.89%	995	15.16	86.95%
	12,081	9.87%	942	15.87	88.32%
	10,996	6.16%	909	16.48	88.99%

This Page Intentionally Left Blank

Waco Independent School District

Table 17

Teacher Base Salaries
 Last Ten Fiscal Years
 (Unaudited)

Fiscal Year Ended	District			County Average Salary (2)	Region 3 Salary (2)	Statewide Average Salary (2)
	Minimum Salary (1)	Maximum Salary (1)	Average Salary (2)			
2024	\$ 52,975	\$ 64,975	\$ 58,514	\$ 57,627	\$ 59,456	\$ 62,463
2023	51,475	63,625	56,937	56,266	57,668	60,716
2022	50,250	62,450	55,644	55,159	54,829	58,887
2021	49,100	60,350	53,777	53,289	53,672	57,641
2020	49,000	66,600	54,100	53,154	53,292	57,091
2019	46,100	63,200	50,922	49,211	49,440	54,122
2018	45,600	62,200	50,379	48,923	48,988	53,334
2017	45,550	61,600	50,239	48,377	48,560	52,525
2016	45,000	61,500	49,628	47,665	47,829	51,892
2015	43,000	55,800	48,468	46,005	46,653	50,715

(1) Source: District Human Resource records
 (2) Source: Texas Education Agency website

Waco Independent School District
 School Building Information
 Last Ten Fiscal Years
 (Unaudited)

Building	2024	2023	2022	2021
ELEMENTARY SCHOOLS				
Alta Vista - 1910				
Square Footage	48,872	48,872	48,872	48,872
Capacity	580	580	580	594
Enrollment	528	545	504	467
Bell's Hill - 2012 (new building)				
Square Footage	115,440	115,440	115,440	115,440
Capacity	1,090	1,090	1,090	900
Enrollment*	781	760	757	729
Brook Avenue - 1999				
Square Footage	45,990	45,990	45,990	45,990
Capacity	500	500	500	484
Enrollment	373	369	365	358
Cedar Ridge - 1954				
Square Footage	56,725	56,725	56,725	56,725
Capacity	650	650	650	692
Enrollment	450	447	486	521
Crestview - 1951				
Square Footage	74,813	74,813	74,813	74,813
Capacity	750	750	750	790
Enrollment	473	451	448	472
Dean Highland - 2011 (new building)				
Square Footage	90,775	90,775	90,775	90,775
Capacity	870	870	870	834
Enrollment	597	598	662	634
Hillcrest - 1953				
Square Footage	47,695	47,695	47,695	47,695
Capacity	440	440	440	450
Enrollment	433	440	439	441
J.H.Hines - 2010 (new building)				
Square Footage	79,285	79,285	79,285	79,285
Capacity	720	720	720	680
Enrollment	395	406	412	453
Kendrick - 1952*				
Square Footage	-	52,330	52,330	52,330
Capacity	-	500	500	582
Enrollment	469	482	471	509
Lake Air Montessori - 1957				
Square Footage	111,198	111,198	111,198	111,198
Capacity	920	920	920	746
Enrollment	711	697	717	747
Mountainview - 1957				
Square Footage	48,427	48,427	48,427	48,427
Capacity	520	520	520	550
Enrollment	349	402	338	399
Parkdale - 1960				
Square Footage	56,382	56,382	56,382	56,382
Capacity	570	570	570	692
Enrollment	520	559	588	622
Provident Heights - 1999				
Square Footage	45,990	45,990	45,990	45,990
Capacity	520	520	520	484
Enrollment	398	372	373	363
South Waco - 1988				
Square Footage	65,003	65,003	65,003	65,003
Capacity	820	820	820	724
Enrollment	477	462	480	479
West Avenue - 2001				
Square Footage	51,429	51,429	51,429	51,429
Capacity	490	490	490	428
Enrollment	276	289	305	298

Table 18
(Page 1 of 2)

2020	2019	2018	2017	2016	2015
48,872	48,872	47,336	47,336	47,336	47,336
594	594	594	594	594	594
505	502	498	518	559	520
115,440	115,440	115,440	115,440	115,440	115,440
900	900	900	900	900	900
736	775	754	775	787	816
45,990	45,990	45,990	45,990	45,990	45,990
484	484	484	484	484	484
365	371	372	368	375	391
56,725	56,725	56,725	56,725	56,725	56,725
692	692	692	692	692	692
542	554	567	594	607	627
74,813	74,813	74,813	74,813	74,813	74,813
790	790	790	790	790	790
557	536	608	676	767	703
90,775	90,775	90,775	90,775	90,775	90,775
834	834	834	834	834	834
720	727	739	815	793	762
47,695	47,695	47,695	47,695	47,695	47,695
450	450	450	450	450	450
440	441	430	437	422	436
79,285	79,285	79,285	79,285	79,285	79,285
680	680	680	680	680	680
488	516	503	519	552	527
52,330	52,330	52,042	52,042	52,042	52,042
582	582	582	582	582	582
531	501	530	542	529	520
111,198	111,198	109,662	109,662	109,662	109,662
746	746	746	746	746	746
786	775	710	682	654	683
48,427	48,427	48,427	48,427	48,427	48,427
550	550	550	550	550	550
400	375	382	421	434	445
56,382	56,382	54,846	54,846	54,846	54,846
692	692	692	692	692	692
673	669	620	629	608	627
45,990	45,990	45,990	45,990	45,990	45,990
484	484	484	484	484	484
376	367	386	419	341	404
65,003	65,003	65,003	65,003	65,003	65,003
724	724	724	724	724	724
542	504	526	523	531	555
51,429	51,429	51,429	51,429	51,429	51,429
428	428	428	428	428	428
355	338	382	367	353	365

Waco Independent School District
 School Building Information- Continued
 Last Ten Fiscal Years
 (Unaudited)

Building	2024	2023	2022	2021
MIDDLE SCHOOLS				
Cesar Chavez - 2003				
Square Footage	128,525	128,525	128,525	128,525
Capacity	1,060	1,060	1,060	1,075
Enrollment	813	840	876	931
G.W. Carver - 1956 ²				
Square Footage	-	-	-	71,317
Capacity	-	-	-	900
Enrollment	-	393	444	461
G.W. Carver - 2023 ²				
Square Footage	184,000	184,000	-	-
Capacity	1,060	1,060	-	-
Enrollment	776	-	-	-
Indian Spring (A.J. Moore) - 1970 ^{2 5}				
Square Footage	139,180	139,180	139,180	139,180
Capacity	930	930	930	700
Enrollment	-	404	513	528
Tennyson - 1960 ³				
Square Footage	-	79,774	114,581	114,581
Capacity	-	790	790	1,250
Enrollment	947	999	959	939
Tennyson - 2024 ³				
Square Footage	184,885	79,774	114,581	114,581
Capacity	1,060	790	790	1,250
Enrollment	-	999	959	939
HIGH SCHOOLS				
University - 2011				
Square Footage	355,513	355,513	355,513	355,513
Capacity	2,150	2,150	2,150	1,920
Enrollment	1,750	1,678	1,672	1,763
Waco - 1961 ⁴				
Square Footage	313,277	313,277	346,177	346,177
Capacity	2,480	2,480	2,480	2,165
Enrollment	1,778	2,011	1,964	2,122
ALTERNATIVE SCHOOLS				
Brazos High Credit Recovery - 1950				
Square Footage	59,762	59,762	59,762	59,762
Capacity	370	370	370	240
Enrollment	100	86	118	162
McLennan County Challenge Academy - 1968				
Square Footage	55,061	55,061	55,061	55,061
Capacity	75	75	75	75
Enrollment	46	25	38	13
G.L. Wiley Opportunity Center- 1938				
Square Footage	71,196	71,196	71,196	71,196
Capacity	420	420	420	75
Enrollment	77	92	107	17
CAREER AND TECHNOLOGY SCHOOLS				
Greater Waco Advanced Manufacturing Academy - 1963				
Square Footage	61,096	61,096	61,096	61,096
Capacity	350 - 375	350-375	350-375	350-375
Enrollment ¹	259	274	265	314
Greater Waco Advanced Healthcare Academy - 1968				
Square Footage	35,694	35,694	35,694	35,694
Capacity	300 - 325	300-325	300-325	300-325
Enrollment ¹	255	286	277	393

Source: District facilities records - Square footage
 District Demographic Studies 2016-2017 & 2021-2022 - Capacity
 District's Public Education Information Management System (PEIMS) Reports, Fall submission
 Program enrollment records for the Greater Waco Advanced Academies, 10th day billings

Table 18
(Page 2 of 2)

2020	2019	2018	2017	2016	2015
128,525	128,525	128,525	128,525	128,525	128,525
1,075	1,075	1,075	1,075	1,075	1,075
931	865	847	891	859	910
106,934	106,934	106,934	106,934	106,934	106,934
900	900	900	900	900	900
432	488	477	451	460	473
-	-	-	-	-	-
-	-	-	-	-	-
-	-	-	-	-	-
139,180	139,180	139,180	139,180	139,180	139,180
700	700	700	700	700	700
558	519	524	583	575	579
114,581	114,581	114,581	114,581	114,581	114,581
1,250	1,250	1,250	1,250	1,250	1,250
920	921	930	947	881	902
114,581	114,581	114,581	114,581	114,581	114,581
1,250	1,250	1,250	1,250	1,250	1,250
920	921	930	947	881	902
355,513	355,513	355,513	355,513	355,513	355,513
1,920	1,920	1,920	1,920	1,920	1,920
1,684	1,652	1,735	1,725	1,667	1,610
346,177	346,177	346,177	346,177	346,177	346,177
2,165	2,165	2,165	2,165	2,165	2,165
2,063	2,053	1,971	1,866	1,809	1,799
59,762	59,762	59,762	59,762	59,762	59,762
240	240	240	240	240	240
191	223	223	198	235	199
55,061	55,061	55,061	55,061	55,061	55,061
75	75	75	75	75	75
34	31	22	37	31	20
71,196	71,196	71,196	71,196	71,196	71,196
75	75	75	75	75	75
69	53	67	71	117	77
61,096	61,096	61,096	61,096	61,096	61,096
350-375	350-375	350-375	350-375	350-375	350-375
273	187	204	170	150	150
35,694	35,694	35,694	35,694	35,694	35,694
300-325	300-325	300-325	300-325	300-325	300-325
317	215	170	200	75	-

This Page Intentionally Left Blank

**Overall Compliance, Internal Control Section
and Federal Awards**

This Page Intentionally Left Blank

Independent Auditor's Report on Internal Control over Financial Reporting and on Compliance and Other Matters Based on an Audit of Financial Statements Performed in Accordance with Government Auditing Standards

The Board of Trustees of
Waco Independent School District
Waco, Texas

We have audited, in accordance with auditing standards generally accepted in the United States of America and the standards applicable to financial audits contained in *Government Auditing Standards* issued by the Comptroller General of the United States, the financial statements of the governmental activities, each major fund, and the aggregate remaining fund information of Waco Independent School District (the District) as of and for the year ended August 31, 2024 and the related notes to the financial statements, which collectively comprise the District's basic financial statements, and have issued our report thereon dated January 16, 2025.

Report on Internal Control over Financial Reporting

In planning and performing our audit of the financial statements, we considered the District's internal control over financial reporting (internal control) as a basis for designing procedures that are appropriate in the circumstances for the purpose of expressing our opinions on the financial statements, but not for the purpose of expressing an opinion on the effectiveness of the District's internal control. Accordingly, we do not express an opinion on the effectiveness of the District's internal control.

A *deficiency in internal control* exists when the design or operation of a control does not allow management or employees in the normal course of performing their assigned functions, to prevent, or detect and correct misstatements on a timely basis. A *material weakness* is a deficiency, or a combination of deficiencies, in internal control, such that there is a reasonable possibility that a material misstatement of the entity's financial statements will not be prevented or detected and corrected on a timely basis. A *significant deficiency* is a deficiency, or a combination of deficiencies, in internal control that is less severe than a material weakness, yet important enough to merit attention by those charged with governance.

Our consideration of internal control was for the limited purpose described in the first paragraph of this section and was not designed to identify all deficiencies in internal control that might be material weaknesses or significant deficiencies. Given these limitations, during our audit we did not identify any deficiencies in internal control that we consider to be material weaknesses. However, material weaknesses or significant deficiencies may exist that have not been identified.

Report on Compliance and Other Matters

As part of obtaining reasonable assurance about whether the District's financial statements are free from material misstatement, we performed tests of its compliance with certain provisions of laws, regulations, contracts, and grant agreements, noncompliance with which could have a direct and material effect on the financial statements. However, providing an opinion on compliance with those provisions was not an objective of our audit and, accordingly, we do not express such an opinion. The results of our tests disclosed no instances of noncompliance or other matters that are required to be reported under *Government Auditing Standards*.

Weaver and Tidwell, L.L.P.
1800 Hughes Landing Blvd, Suite 400 | The Woodlands, Texas 77380
345 Main: 713.800.1060

CPAs AND ADVISORS | WEAVER.COM

The Board of Trustees of
Waco Independent School District

Purpose of this Report

The purpose of this report is solely to describe the scope of our testing of internal control and compliance and the results of that testing, and not to provide an opinion on the effectiveness of the entity's internal control or on compliance. This report is an integral part of an audit performed in accordance with *Government Auditing Standards* in considering the entity's internal control and compliance. Accordingly, this communication is not suitable for any other purpose.

Weaver and Tidwell, L.L.P.

WEAVER AND TIDWELL, L.L.P

The Woodlands, Texas
January 16, 2025

Independent Auditor's Report on Compliance for Each Major Federal Program and Report on Internal Control over Compliance Required by the Uniform Guidance

The Board of Trustees of
Waco Independent School District
Waco, Texas

Report on Compliance for Each Major Federal Program

Opinion on Each Major Federal Program

We have audited Waco Independent School District's (the District) compliance with the types of compliance requirements identified as subject to audit in the OMB Compliance Supplement that could have a direct and material effect on each of the District's major federal programs for the year ended August 31, 2024. The District's major federal programs are identified in the summary of auditor's results section of the accompanying schedule of findings and questioned costs.

In our opinion, the District complied, in all material respects, with the compliance requirements referred to above that could have a direct and material effect on each of its major federal programs for the year ended August 31, 2024.

Basis for Opinion on Each Major Federal Program

We conducted our audit of compliance in accordance with auditing standards generally accepted in the United States of America (GAAS); the standards applicable to financial audits contained in *Government Auditing Standards* issued by the Comptroller General of the United States (*Government Auditing Standards*); and the audit requirements of Title 2 U.S. Code of Federal Regulations Part 200, *Uniform Administrative Requirements, Cost Principles, and Audit Requirements for Federal Awards* (Uniform Guidance). Our responsibilities under those standards and the Uniform Guidance are further described in the Auditor's Responsibilities for the Audit of Compliance section of our report.

We are required to be independent of the District and to meet our other ethical responsibilities, in accordance with relevant ethical requirements relating to our audit. We believe that the audit evidence we have obtained is sufficient and appropriate to provide a basis for our opinion on compliance for each major federal program. Our audit does not provide a legal determination of the District's compliance with the compliance requirements referred to above.

Responsibilities of Management for Compliance

Management is responsible for compliance with the requirements referred to above and for the design, implementation, and maintenance of effective internal control over compliance with the requirements of laws, statutes, regulations, rules and provisions of contracts or grant agreements applicable to the District's federal programs.

Auditor's Responsibilities for the Audit of Compliance

Our objectives are to obtain reasonable assurance about whether material noncompliance with the compliance requirements referred to above occurred, whether due to fraud or error, and express an opinion on the District's compliance based on our audit. Reasonable assurance is a high level of assurance but is not absolute assurance and therefore is not a guarantee that an audit conducted in accordance with GAAS, *Government Auditing Standards*, and the Uniform Guidance will always detect material noncompliance when it exists. The risk of not detecting material noncompliance resulting from fraud is higher than for that resulting from error, as fraud may involve collusion, forgery, intentional omissions, misrepresentations, or the override of internal control. Noncompliance with the compliance requirements referred to above is considered material, if there is a substantial likelihood that, individually or in the aggregate, it would influence the judgment made by a reasonable user of the report on compliance about the District's compliance with the requirements of each major federal program as a whole.

In performing an audit in accordance with GAAS, *Government Auditing Standards*, and the Uniform Guidance, we:

- Exercise professional judgment and maintain professional skepticism throughout the audit.
- Identify and assess the risks of material noncompliance, whether due to fraud or error, and design and perform audit procedures responsive to those risks. Such procedures include examining, on a test basis, evidence regarding the District's compliance with the compliance requirements referred to above and performing such other procedures as we considered necessary in the circumstances.
- Obtain an understanding of the District's internal control over compliance relevant to the audit in order to design audit procedures that are appropriate in the circumstances and to test and report on internal control over compliance in accordance with the Uniform Guidance, but not for the purpose of expressing an opinion on the effectiveness of the District's internal control over compliance. Accordingly, no such opinion is expressed.

We are required to communicate with those charged with governance regarding, among other matters, the planned scope and timing of the audit and any significant deficiencies and material weaknesses in internal control over compliance that we identified during the audit.

Report on Internal Control Over Compliance

A deficiency in internal control over compliance exists when the design or operation of a control over compliance does not allow management or employees, in the normal course of performing their assigned functions, to prevent, or detect and correct, noncompliance with a type of compliance requirement of a federal program on a timely basis. *A material weakness in internal control over compliance* is a deficiency, or a combination of deficiencies, in internal control over compliance, such that there is a reasonable possibility that material noncompliance with a type of compliance requirement of a federal program will not be prevented, or detected and corrected, on a timely basis. *A significant deficiency in internal control over compliance* is a deficiency, or a combination of deficiencies, in internal control over compliance with a type of compliance requirement of a federal program that is less severe than a material weakness in internal control over compliance, yet important enough to merit attention by those charged with governance.

The Board of Trustees of
Waco Independent School District

Our consideration of internal control over compliance was for the limited purpose described in the Auditor's Responsibilities for the Audit of Compliance section above and was not designed to identify all deficiencies in internal control over compliance that might be material weaknesses or significant deficiencies in internal control over compliance. Given these limitations, during our audit we did not identify any deficiencies in internal control over compliance that we consider to be material weaknesses, as defined above. However, material weaknesses or significant deficiencies in internal control over compliance may exist that were not identified.

Our audit was not designed for the purpose of expressing an opinion on the effectiveness of internal control over compliance. Accordingly, no such opinion is expressed.

The purpose of this report on internal control over compliance is solely to describe the scope of our testing of internal control over compliance and the results of that testing based on the requirements of the Uniform Guidance. Accordingly, this report is not suitable for any other purpose.

Weaver and Tidwell, L.L.P.

WEAVER AND TIDWELL, L.L.P

The Woodlands, Texas
January 16, 2025

Waco Independent School District
 Schedule of Findings and Questioned Costs
 For the Year Ended August 31, 2024

Section 1. Summary of Auditor's Results

Financial Statements

- 1. Type of auditor's report issued Unmodified
- 2. Internal Control over Financial Reporting:
 - a. Material Weakness(es) identified? No
 - b. Significant Deficiency(ies) identified that are not considered to be material weaknesses? None reported
- 3. Noncompliance material to the financial statements noted? No

Federal Awards

- 4. Internal control over major programs:
 - a. Material Weakness(es) identified? No
 - b. Significant Deficiency(ies) identified that are not considered to be material weaknesses? None reported
- 5. Type of auditor's report issued on compliance with major programs? Unmodified
- 6. Any audit findings disclosed that are required to be reported in accordance with CFR 200.516(a)? No
- 7. Identification of Major Programs ESEA Title I, Part A – 84.010
Child Nutrition Cluster – 10.553, 10.555,10.582
- 8. Dollar Threshold Used to Distinguish Between Type A and Type B Federal Programs \$1,356,243
- 9. Auditee Qualified as a Low-Risk Auditee? Yes

Section 2. Financial Statement Findings

None reported

Section 3. Federal Award Findings and Questioned Costs

None reported

Waco Independent School District
Summary Schedule of Prior Audit Findings
For the Year Ended August 31, 2024

Prior Year Findings

None reported

Waco Independent School District
Schedule of Expenditures of Federal Awards
For the Year Ended August 31, 2024

Exhibit K-1

(1)	(2)	(2A)	(3)
Federal Grantor/ Pass Through Grantor/ Program Title	Federal Assistance Listing Number	Pass-Through Entify Identifying Number	Total Federal Expenditures
U.S. DEPARTMENT OF EDUCATION			
Passed Through State Department of Education:			
ESEA Title I, Part A - Improving Basic Programs	84.010A	25610101161914	\$ 614,495
ESEA Title I, Part A - Improving Basic Programs	84.010A	24610101161914	4,417,446
ESEA Title I, Part A - Improving Basic Programs	84.010A	23610101161914	87,447
ESEA Title I 1003(A) Priority & Focus School Grant	84.010A	24610141161914	58,274
ESEA Title I, 1003 ESF Focused Support Grant	84.010A	246101577110053	522,941
ESEA Title I, 1003 ESF Focused Support Grant	84.010A	226101577110053	<u>136,049</u>
Total Assistance Listing Number 84.010A			5,836,652
Special Education Cluster (IDEA):			
IDEA - Part B Formula	84.027A	256600011619146600	352,041
IDEA - Part B Formula	84.027A	246600011619146600	2,314,736
IDEA - Part B Formula	84.027A	236600011619146600	305,164
SSA-IDEA-Part B-Discretionary (Deaf)	84.027A	256600111619146673	251
SSA-IDEA-Part B-Discretionary (Deaf)	84.027A	246600111619146673	718
COVID 19 - IDEA - Part B, Formula-American Rescue Plan (ARP)	84.027A	225350021619145000	<u>72,099</u>
Total Assistance Listing Number 84.027			3,045,009
IDEA - Part B Preschool			
IDEA - Part B Preschool	84.173A	256610011619146610	15,881
COVID 19 - IDEA - Part B Preschool ARP	84.173A	246610011619146610	53,657
	84.173X	225360021619145000	<u>9,651</u>
Total Assistance Listing Number 84.173			79,189
Total Special Education Cluster (IDEA)			
			3,124,198
Career and Technical - Basic Grant			
Career and Technical - Basic Grant	84.048A	24420006161914	45,354
	84.048A	23420006161914	<u>188,445</u>
Total Assistance Listing Number 84.048A			233,799
ESEA Title X, Part C McKinney-Vento Homeless Education			
	84.196A	244600057110082	33,713
ESEA Title III, Part A - English Language Acquisition and Language Enhancement			
ESEA Title III, Part A - English Language Acquisition and Language Enhancement	84.365A	25671001161914	27,234
ESEA Title III, Part A - English Language Acquisition and Language Enhancement	84.365A	24671001161914	<u>231,320</u>
Total Assistance Listing Number 84.365A			258,554
ESEA Title II, Part A - Teacher and Principal Training and Recruiting			
ESEA Title II, Part A - Teacher and Principal Training and Recruiting	84.367A	25694501161914	53,538
ESEA Title II, Part A - Teacher and Principal Training and Recruiting	84.367A	24694501161914	625,807
ESEA Title II, Part A - Teacher and Principal Training and Recruiting	84.367A	23694501161914	66,464
ESEA Title II, Part A - Teacher and Principal Training and Recruiting	84.367A	246945677110014	<u>70,279</u>
Total Assistance Listing Number 84.367A			816,088
ESEA Title IV, Part A - Student Support and Academic Enrichment Program			
ESEA Title IV, Part A - Student Support and Academic Enrichment Program	84.424A	24680101161914	32,588
ESEA Title IV, Part A - Student Support and Academic Enrichment Program	84.424A	24680101161914	353,917
ESEA Title IV, Part A - Student Support and Academic Enrichment Program	84.424A	23680101161914	<u>5,500</u>
Total Assistance Listing Number 84.424A			392,005
COVID-19 Elementary and Secondary School Emergency Relief II			
	84.425D	21521001161914	473,949
COVID-19 Elementary and Secondary School Emergency Relief III			
COVID-19 Elementary and Secondary School Emergency Relief III	84.425U	215330017110082	21,900,807
COVID-19 Elementary and Secondary School Emergency Relief III - TCLAS High Quality Afterschool Care	84.425U	215280587110161	480,286
COVID-19 Texas Learning Acceleration Supports (TCLAS)	84.425U	21528042161914	<u>7,259</u>
Total Assistance Listing Number 84.425U			22,388,352
COVID-19 American Rescue Plan Elementary and Secondary School Emergency Relief Fund - Homeless Children and Youth (ARP-HCY)			
COVID-19 American Rescue Plan (ARP) Act-Homeless II-Education for Homeless Children and Youth Program	84.425W	21528001161914	38,600
	84.425W	21533002161914	<u>234,365</u>
Total Assistance Listing Number 84.425W			272,965
Total Assistance Listing Number 84.425			
			23,135,266
Summer School LEP			
	84.369A	69551402	<u>10,286</u>
TOTAL U.S. DEPARTMENT OF EDUCATION			<u>33,840,561</u>

Waco Independent School District
Schedule of Expenditures of Federal Awards - Continued
For the Year Ended August 31, 2024

Exhibit K-1

(1)	(2)	(2A)	(3)
Federal Grantor/ Pass Through Grantor/ Program Title	Federal Assistance Listing Number	Pass-Through Entity Identifying Number	Total Federal Expenditures
U.S. DEPARTMENT OF AGRICULTURE			
Child Nutrition Cluster:			
Passed Through State Department of Education - Cash Assistance:			
School Breakfast Program	10.553	71402401	2,524,453
School Breakfast Program - SSO Program	10.553	71402401	<u>73,345</u>
Total Assistance Listing Number 10.553			2,597,798
Passed Through State Department of Education - Cash Assistance:			
National School Lunch Program	10.555	71302401	7,098,528
National School Lunch Program - SSO Program	10.555	71302401	258,101
Passed Through State Department of Agriculture - Non Cash Assistance:			
National School Lunch Program	10.555	NT4XLIYGLGC5	<u>556,827</u>
Total Assistance Listing Number 10.555			7,913,456
Passed Through State Department of Agriculture - Cash Assistance:			
Fresh Fruit and Vegetable Program	10.582	NT4XLIYGLGC5	<u>75,490</u>
Total Child Nutrition Cluster			10,586,744
Passed Through State Department of Agriculture - Cash Assistance:			
Cash in Lieu of Commodities	10.558	NT4XLIYGLGC5	32,416
Child and Adult Care Food Program (CACFP)	10.558	NT4XLIYGLGC5	<u>534,996</u>
Total Assistance Listing Number 10.558			567,412
TOTAL U.S. DEPARTMENT OF AGRICULTURE			11,154,156
U.S. DEPARTMENT OF DEFENSE			
Direct Program:			
Payments in Lieu of Real Estate Taxes	12.112	N/A	<u>2,575</u>
TOTAL U.S. DEPARTMENT OF DEFENSE			2,575
U.S. DEPARTMENT OF LABOR			
Passed Through IAC W/TWC:			
WIOA Cluster:			
P-TECH Success Grant	17.278	243933017110033	<u>10,788</u>
TOTAL U.S. DEPARTMENT OF LABOR			10,788
U.S. DEPARTMENT OF TREASURY			
Direct Program:			
Volunteer Income Tax Assistance Grant (VITA)	21.009	N/A	9,152
Volunteer Income Tax Assistance Grant (VITA)	21.009	N/A	<u>231</u>
TOTAL U.S. DEPARTMENT OF TREASURY			9,383
U.S. DEPARTMENT OF HEALTH AND HUMAN SERVICES			
Passed Through Texas Health and Human Services Commission:			
Medicaid Cluster:			
Medicaid Administrative Claiming (MAC)	93.778	HHS000537900141	<u>190,635</u>
TOTAL U.S. DEPARTMENT OF HEALTH AND HUMAN SERVICES			<u>190,635</u>
TOTAL EXPENDITURES OF FEDERAL AWARDS			<u>\$ 45,208,098</u>

This Page Intentionally Left Blank

Waco Independent School District

Notes to Schedule of Expenditures of Federal Awards

Note 1. Summary of Significant Accounting Policies

Special revenue funds are used to account for resources restricted to, or committed for, specific purposes by a grantor. Federal financial assistance generally is accounted for in a special revenue fund. Generally, unused balances are returned to the grantor at the close of the specified grant/project period. The accompanying schedule of expenditures of federal awards presents the activity of all federal award programs of Waco Independent School District (the "District"). The District receives federal awards both directly and indirectly through pass-through entities. The information in this schedule is presented in accordance with the requirements of Single Audit Act Amendments of 1996 and Title 2 U.S. Code of Federal Regulations (CFR), Part 200, Uniform Administrative Requirements, Cost Principles, and Audit Requirements for Federal Awards (Uniform Guidance). Therefore, some amounts presented in this schedule may differ from amounts presented in, or used in the preparation of the basic financial statements.

The accounting and financial reporting treatment applied to a fund is determined by its measurement focus. Non-cash commodities and equipment are recorded at their estimated market value at the time of donation. All federal grant funds were accounted for in the special revenue funds except for indirect costs recoveries, Medicaid Administrative Claiming, Student Health and Related Services (SHARS) Program, E-rate, Impact Aid, and Reserve Officer Training Corps (ROTC) reimbursements, and Payments in Lieu of Taxes which are recorded in the general fund. Although recorded as federal revenue in the general fund, certain reimbursements, identified below, do not meet the definition of federal awards for purposes of preparing the schedule of federal awards.

Note 2. De Minimis Indirect Cost Rate

The District has elected not to use the 10% de minimis indirect cost rate as allowed under the Uniform Guidance.

Note 3. Reconciliation to the Basic Financial Statements

The following is a reconciliation of expenditures of federal awards per Exhibit K-1 and federal revenues reported on Exhibit C-2 of the annual financial report:

Federal awards per Schedule of Expenditures of Federal Awards	\$ 45,208,098
Student Health and Related Services Program (SHARS)	1,629,100
Universal E-rate	759,233
ROTC	<u>137,783</u>
Total federal program revenues - Exhibit C-2	<u>\$ 47,734,214</u>

Waco Independent School District
 Schedule of Required Responses to Selected
 School FIRST Indicators (Unaudited)
 For the Fiscal Year Ended August 31, 2024

Exhibit L-1

<u>Data Codes</u>		<u>Responses</u>
SF1	Was there an unmodified opinion in the Annual Financial Report on the financial statements as a whole?	Yes
SF2	Were there any disclosures in the Annual Financial Report and/or other sources of information concerning nonpayment of any terms of any debt agreement at fiscal year end?	No
SF3	Did the school district make timely payments to the Teacher Retirement System (TRS), Texas Workforce Commission (TWC), Internal Revenue Service (IRS), and other government agencies? (If the school district was issued a warrant hold and the warrant hold was not cleared within 30 days from the date the warrant hold was issued, the school district is considered to not have made timely payments.)	Yes
	Payments to the TRS and TWC are considered timely if a warrant hold that was issued in connection to the untimely payment was cleared within 30 days from the date the warrant hold was issued.	
	Payments to the IRS are considered timely if a penalty or delinquent payment notice was cleared within 30 days from the date the notice was issued.	
SF4	Was the school district issued a warrant hold? Even if the issue surrounding the initial warrant hold was resolved and cleared within 30 days, the school district is considered to have been issued a warrant hold.	No
SF5	Did the Annual Financial Report disclose any instances of material weaknesses in internal controls over financial reporting and compliance for local, state, or federal funds?	No
SF6	Was there any disclosure in the Annual Financial Report of material noncompliance for grants, contracts, and laws related to local, state, or federal funds?	No
SF7	Did the school district post the required financial information on its website in accordance with Government Code, Local Government Code, Texas Education Code, Texas Administrative Code and other statutes, laws and rules that were in effect at the school district's fiscal year end?	Yes
SF8	Did the school board members discuss the school district's property values at a board meeting within 120 days before the school district adopted its budget?	Yes
SF9	Total accumulated accretion on CABs included in government-wide financial statements at fiscal year-end	\$ 4,550,176