

**WACO INDEPENDENT SCHOOL DISTRICT
REGULAR MEETING
WISD Conference Center
115 S 5th Street
Waco, Texas 76701**

Thursday, January 19, 2023 - 6:00 PM

A Regular Meeting of the Board of Trustees of Waco Independent School District will be held January 19, 2023 beginning at 6:00 PM in the WISD Conference Center, 115 S 5th Street, Waco, Texas.

The subjects to be discussed or considered or upon which any formal action may be taken are listed below. Items do not have to be taken in the same order as shown on this meeting notice/agenda.

Unless removed from the consent agenda, items identified within the consent agenda will be acted on at one time.

AGENDA

1. **Call to Order**
2. **Public Comments on Agenda Items**
3. **Moment of Silence and Pledge of Allegiance**
4. **Special Recognitions**
 - 4.A. Pledge Leaders
 - 4.B. THSCA Academic All State
 - 4.C. Community Partner Award
 - 4.D. School Board Recognition Month
5. **Superintendent's Report**
 - 5.A. Texas Association of Future Teachers State Qualifiers
 - 5.B. Tennyson Middle School Groundbreaking Event on February 10, 2023
 - 5.C. G.W. Carver Student Ambassadors
 - 5.D. Middle School Transition Fairs
6. **Information Items/Reports**
 - 6.A. Monthly Financial Reports for the Period Ended December 31, 2022
7. **Public Hearing Regarding the 2021-2022 Texas Academic Performance Report (TAPR)**

Presenter: Denise Bell
8. **Consent Agenda: Consider and Take Appropriate Action**
 - 8.A. Amendments to the 2022-2023 Budget
 - 8.B. Bid Award for Educational Consulting, Professional Development, and Other Student-based Contracted Services
 - 8.C. Purchases over \$50,000 under Pre-Existing Bid, Purchasing Cooperative, or Allowed Professional Service

- 8.D. Interlocal Agreement between Waco ISD and Education Service Center (ESC), Region 10, to Provide a 457(b) FICA Alternative Plan
- 8.E. Approval of Change Order #3 for Time Extension for Child Nutrition Services Walk-In Cooler/Freezer Project
- 8.F. Set Trustee General Election for District 3, Place 3 and At Large, Place 7 for Saturday, May 6, 2023, and Approve the Order of Election

Establecer la Eleccion General para el Distrito 3, Lugar 3 y En General, Lugar 7 para el sábado, 1 de may, del 2023, y Aprobar la Orden de le Eleccion

- 8.G. Board of Trustees Meeting Minutes
 - 8.G.1. Regular Meeting - December 15, 2022
- 9. **Review and Discuss Student Attendance Update**
Presenter: Dr. Ricky Edison
- 10. **Announcements**
- 11. **Consideration of Personnel**
 - 11.A. Deliberate the Appointment, Employment, Evaluation, Reassignment, Duties, Discipline, or Dismissal of a Public Officer or Employee
 - 11.B. Hear a Complaint or Charge Against an Officer or Employee
- 12. **Adjournment**

Waco Independent School District
Board of Trustees Meeting Agenda Item

Date: January 19, 2023

Contact Person: Alice Jauregui

RE: Special Recognitions

=====

Background Information:

Pledge Leaders

Each month, one campus selects two students to lead the Pledge of Allegiance at the regular business meeting of the Waco ISD Board of Trustees. For the month of January, Howard Davis and Yilene Sanchez from the Greater Waco Advanced Manufacturing Academy were selected for this honor.

Texas High School Coaches Association Academic All-State Award

Each year the Texas High School Coaches Association (THSCA) recognizes student athletes who are high academic achievers. To be nominated for the THSCA Academic All-State Award a student must be a senior demonstrating good moral character and have an overall grade point average of 92 or above throughout their high school career.

The following students were named THSCA Academic All-Star Award recipients:

University High School

Football: Jamarckus Rutledge

Waco High School

Football: Luke Grant, Tyler Black, and Jaylen Norwood-Sanders

Cross Country: Benja Burnias, Elite (highest honor, almost perfect scores in all measured categories), and Richard Cambambia

School Board Appreciation Month

Each year, the Texas Association of School Boards encourages districts to celebrate School Board Appreciation Month during the month of January.

Our school board members are volunteers who share a passion for public education and Waco ISD. These seven individuals have the common goal of consistently focusing on the success of Waco ISD's students, staff, and the district as a whole. They represent our community and serve as a link between the community and the classroom.

The theme for this year's School Board Appreciation Month – "Forward, Together" – is fitting for the work our trustees do as we, as a district, strive to lead from the heart for our students and community.

Please turn your attention to this brief video of some very special community members who wanted to share how important our Waco ISD trustees are to them.

Video-

Our trustees are passionate and we benefit from their service. They each bring something special to the table that helps provide a strong foundation for Waco ISD.

Stephanie Korteweg President, District 2 is in her 8th year of service to Waco ISD. An educator herself, President Korteweg has remained connected to her roots as a classroom teacher. This perspective allows her to view things through an educator's lens with a focus on how a decision will affect teachers and students. Trustee Korteweg is a steadfast advocate for listening to and engaging the community and her leadership has helped us move important 2021 bond projects forward.

Jose Vidaña Vice President, District 3 is in his fourth year of service to Waco ISD. Vice President Vidaña is extremely active in the community and a strong advocate for our students. He and his family never miss a chance to support Waco ISD students and staff at various school events and performances. As a University High School graduate and now parent, he continues to be one of the Trojans' biggest fans and was there to help us celebrate the Trojans successful season as Bi-District champions.

Jeremy Davis Secretary, District 1 is in his second year of service and is an avid supporter of Waco's youth. In addition to serving on the board, Trustee Davis is the founder of Mentor Waco where he works to assist students in academic achievement and improved behavior. He cares about our kids and is a true advocate for the student voice in education.

Keith Guillory, Trustee At-large, is in his second year of service. As a deputy fire marshal, board member and parent he serves the community while wearing many different hats. A caring neighbor, he is also the founder of Tell The World Ministries, Literacy Intervention Team Waco, and the Forever Young Scholarship, which is dedicated to breaking the silence against domestic violence.

Emily Iazzetti, Trustee District 5, is in her second year of service and has been a great asset to Waco ISD. Trustee Iazzetti currently serves on the Waco ISD Education Foundation Board and has been an advocate for students, women, and the community through her extensive volunteer work. She is a proud Waco ISD parent who values staff and understands the role our district plays in ensuring Waco is a great place to work and learn.

Angelo Ochoa, Trustee At-large, is in his first year of service. Mr. Ochoa brings his financial expertise as an investment advisor to the team. A former educator, Ochoa was recognized as University High School Teacher of the Year. He comes from a long line of educators, is proudly married to one, and is able to view things from unique and important perspectives that serve our district well.

Jonathan Grant, Trustee District 4, is in his first year of service. With experience as a small business owner and minister he understands the importance of relationships. Grant is a devoted Baylor Bear alumnus, proud Waco ISD parent and is extremely passionate about improving outcomes for all our students. Having served on various boards and committees he embodies what it means to be a true servant leader.

The gifts presented to our Trustees represent their dedication to Leading from the Heart. They remain plugged into the community and are always willing to help, they offer steady leadership when things are sweet and savory, and they are outstanding representatives of the community members they serve.

Again, thank you to each Trustee for all that you do. You are greatly appreciated.

Community Partner Award

Each month, Waco ISD recognizes a community partner making a difference for students with the Waco ISD Award for Outstanding Community Partners. The recognition celebrates the theme for the 2022-2023 school year “Lead from the Heart” and acknowledges the impact that our community partners make in the lives of our students and staff.

In January , the district is recognizing the Waco Education Foundation, an independent, nonprofit organization that promotes quality education in the Waco Independent School District by funding creative, educational programs and projects that are not covered by school budgets or tax dollars. Founded on the philosophy that public education can be endowed through a broad-based system of interested parties such as alumni, local businesses, parents, teachers and the community, this group of incredible volunteers give of their time, talents and treasure to support our students and staff.

In May 2022, the Waco Education Foundation presented 24 grant awards totaling over \$111,000 and before the start of this school year in August, they also provided each first-year teacher a \$200 mini grant, totaling over \$21,000, to help purchase items to furnish their first classroom.

Since 1999, over two million dollars has been awarded to students and teachers in Waco ISD.

To fund their initiatives, the Foundation raises money throughout the year with various fundraising drives, campaigns and through their annual major fundraiser the H-E-B Celebrity Cook Off. Tickets are on sale now for this not-to-be missed event on Friday, February 10th from 7-10 p.m. at the Base at the Extraco Events Center.

This year's cook off will feature 35 chefs including the University High School culinary students who are returning to defend their 2022 first place finish. Since 2005, the event has raised more than \$1.5 million dollars for classroom grants.

Fiscal Implications:

None

Administration Recommendations:

For discussion only

Waco Independent School District

Board of Trustee Meeting Agenda Item

Date: January 19, 2023

Contact Person: Sheryl Davis

RE: Monthly Financial Reports for the Period Ended December 31, 2022

=====

Background Information:

Attached are the compiled December monthly financial reports for the following:

- General Fund
- Food Service Fund
- Debt Service Fund
- Internal Services Fund

These interim financial statements have been prepared utilizing data generated from the automated financial system and do not include any information related to other special revenue funds, capital projects funds, or trust and agency funds. Balances included in the report are unaudited and may change as a result of final year end closing entries and audit activities.

Fiscal Implications:

None.

Administrative Recommendations:

The Administration recommends that the Board of Trustees accept the monthly financial reports for the period ended December 31, 2022, as presented.



**Waco Independent School
District
Business & Support Services**

Sheryl Davis
Chief Finance Officer

P.O. Box 27, Waco, Texas 76703
Phone: 254-755-9440

January 12, 2023

Board of Trustees
Waco Independent School District
Waco, Texas

The accompanying balance sheets, statements of revenues, expenditures and changes in fund balance, and encumbrances and expenditures by fund, function and object for the month ending December 31, 2022 have been compiled for the General Fund, Food Service Fund, Debt Service Fund, and Internal Services Fund. Final cash reconciliation procedures and financial audit activities may result in additional adjustments to the December financial statements. These preliminary financial reports are prepared utilizing the following assumptions:

- Revenue: Recorded on a cash basis with adjustments to accrual basis made at August 31, 2023.
- Expenditure: Totals on the "Statement of Revenues, Expenditures and Changes in Fund Balance" include expenditures occurring during the interim period reported. Balances will be adjusted to accrual basis at August 31, 2023. Outstanding encumbrances are included on the "Encumbrances and Expenditures by Fund, Function, and Object" schedule, only.
- Beginning Fund Balance: Represents August 31, 2022 unaudited ending fund balance.

I have not performed an audit or review of these financial statements. Please do not hesitate to call if you have any questions or need further assistance.

Sheryl Davis
Chief Finance Officer

Comparison of Fiscal Year 2022-2023 Revenues and Expenditures to Previous Fiscal Year as of December 31, 2022

Variations in revenues and expenditures as compared to the previous year are primarily due to the cyclical nature of budgetary receipts and expenditures. The larger variances are explained in this summary.

General Fund

Revenues:

5710 Local Property Taxes – Collections as of the end of December have increased \$5.2 million over last year. Collections, as a percent of budgeted estimates are up 1.2% over the previous year.

5730 Tuition and Fees – Current year revenue reflects an increase of \$21,019 over last year. This is a 28.1% increase in revenue over last year but a 38.3% decrease as a percent of budget. Revenue estimates for budget purposes were increased significantly based on last year's participation but it now appears that we will not reach the increase for the current year.

5740 Other Local Revenue – Revenues have decreased \$130,069 from last year. This is primarily attributable to an increase in earnings on investments of \$1.1 million offset by a reduction in pass-through collections for properties in the Tax Increment Reinvestment Zones of \$1.3 million.

5750 Extracurricular Activities – Revenues have decreased \$119,691 from last year. This is due, in part, to a timing difference in receipt of post-season rentals and ticket sales.

5810 Per Capita and Foundation School Program Revenue – Revenue has decreased \$2.7 million from last year. Revenue reflects near final settlement payments due to the Texas Education Agency for the 2021-2022 fiscal year. Revenue projections, based on attendance data for the first three six weeks, indicate that Foundation School Program revenue will be \$3.5 million less than budget estimates. This is due to a continued loss in enrollment. Enrollment for the first six weeks averaged 13,996, 13,902 for the second six weeks, and 13,761 for the third six weeks. As of January 11, 2023, enrollment was 13,719. A loss of 277 students since the beginning of the year.

5900 Federal Sources Revenue – Revenues at the end of December show a decrease of \$5.3 million. However, last year's statement include \$5.2 million in revenue and expenditures connected with the Emergency Connectivity Fund Program. Accounting for these funds was reclassified to a special revenue fund at year end per guidance from the Texas Education Agency.

Functional Expenditures:

Expenditures in the functional categories appear to be consistent with last year's spending pattern with the exceptions shown below.

11 Instruction – The decrease of \$8.4 million is primarily due to technology purchases funded through the Emergency Connectivity Fund Program of \$5.2 million, as discussed above. Additionally, reduction in staff due to enrollment losses as well as the elimination of instructional aides to accommodate salary increases and approximately \$860,000 in salaries and benefits for dyslexia specialists have been picked up by ESSER funds. As of December 31, 2022, that adjustment resulted in \$316,423 savings to the general fund.

12 Instructional Resources & Media – Expenditures have decreased \$245,945. This is a result of professional librarian and instruction media staff being funded through federal stimulus grants with an accompanying reduction of library aides in the general fund.

13 Curriculum and Instructional Staff Development – Expenditures have decreased \$219,231 due to the reduction of instructional specialists to fund supplemental teaching positions.

34 Student Transportation – The increase in expenditures of \$125,909 is due to a slight increase in the number of extracurricular trips as well as fewer disruptions of regular home-to-school routes due to bus driver vacancies as well as the purchase of two sports utility vehicles (SUVs) to assist in the transportation of students classified as homeless.

51 Plant Maintenance and Operations – The increase of \$367,953 reflects the completion of HVAC projects funded with insurance recoveries for hail damages and utility increases.

81 Facilities Acquisition and Construction – Expenditures have decreased \$5.7 million due to the completion of the Paul Tyson Stadium project in 2021-2022.

97 Payments to Tax Increment Fund – The decrease in expenditures of \$1.3 million reflects the end of the District’s participation in Tax Increment Reinvestment Zones 1 and 2. Although, the District is still participating in Zone 3, balances are insignificant and currently there is no activity.

Food Service Fund

Revenues:

5750 Extracurricular Activities – Revenues generated through adult meals and catering have increased \$24,473 over last year.

5900 Federal Sources Revenue – Federal reimbursements for meals have decreased \$289,055 from last year. While the percentage of students participating has increased slightly over last year’s slow start, enrollments are down. Additionally, as a participant in the Community Eligibility Program, where all of our students are eligible for free meals, the District’s percentage of reimbursement is based on direct certification from enrollment in other need-based programs for low-income students, such as SNAP, TANF, Medicaid, children in foster care or identified as homeless, migrant, or eligible for state-sponsored pre-kindergarten programs, as of April 1st. The District will only be reimbursed at 95% for the 2022-2023 school year.

Functional Expenditures:

Expenditures in the functional categories appear to be consistent with last year’s spending pattern with the exceptions shown below.

35 Food Services – Expenditures have decreased \$75,871 from last year. Most of the underexpenditure is due to timing of food and non-food orders. Staffing vacancies are still significant, running at almost 30%.

Debt Service Fund

Revenues:

5710 Local Property Taxes – Property tax collections at the end of December have increased \$4.m million in comparison to last year. The additional collections are due to valuation increases as well as an increase in the Interest and Sinking tax rate from \$0.22024 to \$0.298969 per \$100 of valuation due to the issuance of new general obligation bonds.

5820 Other State Program (TEA) – Revenues from the Existing Debt Allotment have increased \$290,244 over last year due to the increase in debt service from the issuance of bonds.

Functional Expenditures:

Expenditures in the functional categories appear to be consistent with last year’s spending pattern with the exceptions shown below.

97 Payments to Tax Increment Fund – Expenditures have decreased \$284,785 from last year. This is due to the expiration of the District’s participation in Zones 1 and 2, as discussed above.

Proprietary Fund – Governmental Activities – Internal Service Fund

The District utilizes an Internal Services Fund to account for its fully-insured group health insurance plan as well as its partially self-insured workers’ compensation and unemployment coverages. Internal service funds are utilized to account for the financing of goods or services provided by one organizational unit of the school district to other organizational units. It essentially facilitates the allocation of costs to all funding sources.

Operating revenues and operating expenses have been included in a detail designed to provide relevant information. Revenues from District contributions (assessments to other funds) are distinguished from revenues from employee contributions to health insurance. Expenses detail claims payments, administrative fees, and stop-loss or excess insurance costs.

As of December 31, 2022, revenues exceeded expenditures by \$769,231 compared to \$583,896 last year. This deterioration is due in part to the timing of prescription drug rebates as well as increases in health insurance claims of \$276,589 and prescription drug claims of \$287,624. The following chart reflects net operations for the various programs accounted for in the fund:

Program	Revenues	Expenditures	Net
Group Health Insurance	\$ 4,439,977	\$ 5,222,928	\$ (782,951)
Unemployment Compensation	40,559	3,052	37,507
Workers’ Compensation	125,998	135,690	(9,692)
Wellness Programs*	0	14,096	(13,513)
Total	\$ 4,606,534	\$ 5,375,765	\$ (769,231)

*Under the terms of the agreement with Blue Cross-Blue Shield, the District receives an annual claims credit of \$150,000 to use for wellness programs.

Unemployment shows an expenditure of \$3,052 for the year. This amount is net of credits of \$2,174 due to claims audits on individuals.

While workers' compensation claims expenditures have decreased \$47,661 over last year, the administrative fees have decreased by \$6,261.

Reserves for estimated incurred-but-not-reported (IBNR) claims for the fully self-funded health insurance plan totaled \$675,169 for medical claims and \$46,395 for prescription drugs, at August 31, 2022. Additionally, reserves for the estimated allocated loss adjustment expense (ALAE) for the partially self-funded workers' compensation plan totaled \$300,617. The unaudited beginning net position at September 1, 2022 was \$2,992,233.

Waco Independent School District
BALANCE SHEET
GENERAL FUND
As of December 31, 2022

ASSETS

Cash and Temporary Investments	\$	82,391,532
Property Taxes Receivable, Net of Allowance of \$2,167,519		655,211
Due from Other Governments		10,895
Accrued Interest		255,873
Due from Other Funds		15,132,273
Other Receivables		30,801
Inventories		368,517
Deferred Expenditures		5,421
Total Assets	\$	<u>98,850,524</u>

LIABILITIES

Accounts Payable	\$	909,584
Other Current Liabilities		29,191
Payroll Withholdings and Contributions Payable		1,322,216
Accrued Wages Payable		7,383,546
Due to Other Funds		11,261,846
Due to Other Governments		4,740,635
Total Liabilities	\$	<u>25,647,018</u>

DEFERRED INFLOWS OF RESOURCES

Unavailable Revenues - Property Taxes	\$	655,211
Total Deferred Inflows of Resources	\$	<u>655,211</u>

FUND BALANCES

Nonspendable Fund Balance	\$	373,938
Restricted Fund Balance		1,988,217
Committed Fund Balance		3,696,447
Unassigned Fund Balance		66,489,693
Total Fund Balances	\$	<u>72,548,294</u>
Total Liabilities and Fund Balances	\$	<u>98,850,524</u>

Waco Independent School District
STATEMENT OF REVENUES, EXPENDITURES AND CHANGES IN FUND BALANCE
BUDGET AND ACTUAL
For the Period Ended December 31, 2022

	GENERAL FUND						Difference- Amended Budget to YTD Actual	CY YTD As % of Budget	PY YTD As % of Budget
	Adopted Budget	Amended Budget	(Memo) Monthly		(Memo) Year-to-Date				
			Current 12/31/2022	Prior Year 12/31/2021	Current 12/31/2022	Prior Year 12/31/2021			
REVENUES									
LOCAL SOURCES									
5710 Local Property Taxes	\$ 81,805,900	81,805,900	22,566,072	17,656,198	29,307,876	24,082,846	(52,498,024)	35.83%	34.65%
5720 Services to Other Districts	74,000	74,000	5,389	4,890	28,847	26,619	(45,153)	38.98%	29.52%
5730 Tuition & Fees	193,000	193,000	36,152	24,076	95,748	74,729	(97,252)	49.61%	87.92%
5740 Other Local Revenue	468,300	468,300	895,134	850,471	1,265,736	1,395,805	797,436	270.28%	25.96%
5750 Extracurricular Activities	390,400	390,400	21,459	38,644	159,994	279,685	(230,406)	40.98%	126.55%
5760 Intermediate Source (C.E.D.)	1,000,000	1,000,000	-	-	-	-	(1,000,000)	0.00%	0.00%
Total Local Sources	\$ 83,931,600	83,931,600	23,524,206	18,574,279	30,858,203	25,859,684	(53,073,397)	36.77%	34.35%
STATE SOURCES									
5810 Per Capita & FSP Act	\$ 58,788,960	58,798,530	847,393	483,526	36,041,370	38,699,624	(22,757,160)	61.30%	49.42%
5830 Other State Program	7,165,711	7,165,711	549,304	553,135	2,150,391	2,267,539	(5,015,320)	30.01%	31.23%
Total State Sources	\$ 65,954,671	65,964,241	1,396,697	1,036,661	38,191,761	40,967,163	(27,772,480)	57.90%	47.87%
FEDERAL SOURCES									
5900 Federal Sources Revenue	8,090,727	8,090,727	143,792	92,483	487,719	5,757,715	(7,603,008)	6.03%	147.30%
Total Revenues	\$ 157,976,998	157,986,568	25,064,695	19,703,423	69,537,683	72,584,562	(88,448,885)	44.01%	44.05%
EXPENDITURES									
11 Instruction	\$ 88,908,434	88,953,983	5,153,367	5,691,641	28,728,923	37,158,297	60,225,060	32.30%	41.24%
12 Instructional Resources & Media	558,313	558,313	26,560	57,347	182,956	428,901	375,357	32.77%	40.56%
13 Curriculum & Staff Development	4,368,265	4,287,485	177,307	240,598	1,057,139	1,276,370	3,230,346	24.66%	27.85%
21 Instructional Leadership	4,131,369	4,028,540	211,582	213,735	1,174,820	1,146,720	2,853,720	29.16%	30.34%
23 School Leadership	10,144,781	10,348,847	619,144	656,315	3,342,654	3,328,927	7,006,193	32.30%	32.62%
31 Guidance, Counseling & Evaluation	5,785,954	5,788,604	326,871	343,184	1,856,704	1,808,927	3,931,900	32.08%	33.28%
32 Social Work Services	806,369	806,369	42,904	49,509	229,435	254,211	576,934	28.45%	28.32%
33 Health Services	1,501,102	1,528,102	96,653	93,741	525,557	503,792	1,002,545	34.39%	32.24%
34 Student Transportation	3,761,600	5,281,802	26,482	130,412	1,061,741	935,832	4,220,061	20.10%	20.85%
36 Extracurricular Activities	5,686,449	5,776,530	264,868	347,435	1,857,670	1,931,024	3,918,860	32.16%	34.64%
41 General Administration	7,323,927	7,427,983	352,802	332,992	2,162,825	2,071,800	5,265,158	29.12%	29.68%
51 Plant Maintenance & Operations	17,617,917	19,793,811	940,349	960,937	6,355,597	5,987,644	13,438,214	32.11%	29.80%
52 Security & Monitoring Services	2,765,386	3,562,852	135,897	139,127	882,656	849,416	2,680,196	24.77%	29.68%
53 Data Processing Services	4,289,383	4,324,854	130,289	132,237	1,872,654	1,618,721	2,452,200	43.30%	41.51%
61 Community Services	487,519	699,019	42,244	32,030	212,638	145,134	486,381	30.42%	24.07%
71 Debt Service	345,000	345,000	-	-	-	-	345,000	0.00%	0.00%
81 Facilities Acquisition & Construction	-	601,957	38,566	317,447	180,339	5,692,079	421,618	0.00%	0.00%
93 Shared Services Arrangements	345,000	345,000	-	-	-	-	345,000	0.00%	0.00%
95 Juvenile Justice Program	650,000	650,000	-	48,400	194,264	212,485	455,736	29.89%	30.36%
97 Payments to Tax Increment Fund	25,000	25,000	96	821,497	(40,960)	1,216,034	65,960	-163.84%	18.61%
99 Other Intergovernmental Charges	808,424	808,424	212,703	-	407,078	333,074	401,346	50.35%	40.60%
Total Expenditures	\$ 160,310,192	165,942,475	8,798,683	10,608,584	52,244,692	66,899,388	113,697,783	31.48%	36.08%
Excess (Deficiency) of Revenues Over (Under) Expenditures	\$ (2,333,194)	(7,955,907)	16,266,012	9,094,839	17,292,992	5,685,174	25,248,899		
OTHER FINANCING SOURCES (USES)									
7900 Other Sources	-	-	-	-	-	-	-		
8900 Other Uses	(1,030,292)	(1,030,292)	-	-	-	-	(1,030,292)		
Total Other Financing Source (Uses)	\$ (1,030,292)	(1,030,292)	-	-	-	-	(1,030,292)		
Total Changes in Fund Balances	\$ (3,363,486)	(8,986,199)	16,266,012	9,094,839	17,292,992	5,685,174	26,279,191		
Fund Balances, Beginning	41,078,214	55,253,929			55,253,929	53,543,235	-		
Fund Balances, Ending	\$ 37,714,728	46,267,730			72,546,921	59,228,409	26,279,191		

Waco Independent School District
EXPENDITURES AND ENCUMBERED FUNDS BY FUNCTION AND MAJOR OBJECT
GENERAL FUND
For the Period Ended December 31, 2022

								<i>(Memo)</i>	
		Payroll	Purchased &	Supplies &	Other	Debt	Capital	Total	Total
		Costs	Contracted	Materials	Operating	Services	Outlay	Year-to-Date	Year-to-Date
		6100	6200	6300	6400	6500	6600	12/31/2022	12/31/2021
		6000	6000	6000	6000	6000	6000	6000	6000
11	Instruction	\$ 27,745,478	320,273	1,038,378	227,526	-	5,465	29,337,120	37,727,416
12	Instructional Resources & Media	145,082	35,145	8,459	148	-	-	188,833	430,270
13	Curriculum & Staff Development	873,136	202,794	41,997	83,952	-	-	1,201,879	1,374,330
21	Instructional Leadership	1,030,146	130,101	45,815	128,012	-	-	1,334,074	1,228,775
23	School Leadership	3,221,798	35,529	87,355	57,233	-	-	3,401,915	3,369,044
31	Guidance, Counseling & Evaluation	1,757,999	126,094	12,439	11,209	-	-	1,907,740	1,839,359
32	Social Work Services	226,962	1,809	4,017	2,321	-	-	235,109	258,012
33	Health Services	515,005	1,720	16,308	384	-	-	533,417	513,193
34	Student Transportation	-	3,047,733	176,170	2,020	-	89,950	3,315,873	2,688,999
35	Food Services	-	-	-	-	-	-	-	-
36	Co/Extracurricular Activities	1,055,841	305,255	382,525	445,585	-	83,726	2,272,932	2,451,245
41	General Administration	1,526,336	501,647	158,349	250,305	-	-	2,436,637	2,366,580
51	Plant Maintenance & Operations	2,561,252	3,726,432	768,303	1,021,507	-	201,010	8,278,504	7,540,140
52	Security & Monitoring Services	571,313	434,940	145,694	2,423	-	74,338	1,228,708	1,341,270
53	Data Processing Services	527,756	299,703	1,189,404	18,493	-	79,764	2,115,120	2,205,024
61	Community Services	95,299	313,886	3,425	4,286	-	-	416,896	222,757
71	Debt Service	-	-	-	-	-	-	-	-
81	Facilities Acquisition & Construction	-	-	-	-	-	497,239	497,239	13,686,563
93	Shared Services Arrangements	-	-	-	-	-	-	-	-
95	Juvenile Justice Program	-	-	-	234,323	-	-	234,323	212,485
97	Payments to Tax Increment Fund	-	-	-	(40,960)	-	-	(40,960)	1,216,034
99	Other Intergovernmental Charges	-	407,078	-	-	-	-	407,078	333,074
Total Expenditures & Encumbered Funds		\$ 41,853,403	9,890,138	4,078,639	2,448,766	-	1,031,491	59,302,437	81,004,570

Waco Independent School District
BALANCE SHEET
CHILD NUTRITION FUND
As of December 31, 2022

ASSETS

Cash and Temporary Investments	\$ 4,923,132
Due from Other Governments	1,904,671
Accrued Interest	12,986
Due from Other Funds	190,748
Total Assets	<u>\$ 7,031,536</u>

LIABILITIES

Accounts Payable	\$ 302,163
Accrued Wages Payable	157,759
Due to Other Funds	-
Total Liabilities	<u>\$ 459,922</u>

FUND BALANCES

Restricted Fund Balance	\$ 6,571,614
Total Fund Balances	<u>\$ 6,571,614</u>
Total Liabilities and Fund Balances	<u>\$ 7,031,536</u>

Waco Independent School District
STATEMENT OF REVENUES, EXPENDITURES AND CHANGES IN FUND BALANCE
BUDGET AND ACTUAL
For the Period Ended December 31, 2022

CHILD NUTRITION FUND

	Adopted Budget	Amended Budget	(Memo)		(Memo)		Difference- Amended Budget to YTD Actual	CY YTD As % of Budget	PY YTD As % of Budget
			Monthly		Year-to-Date				
			Current 12/31/2022	Prior Year 12/31/2021	Current 12/31/2022	Prior Year 12/31/2021			
REVENUES									
LOCAL SOURCES									
5740 Other Local Revenue	\$ 32,000	32,000	3,170	1,262	1,861	1,995	(30,139)	5.82%	7.98%
5750 Extracurricular Activities	403,000	403,000	25,414	22,863	213,357	188,884	(189,643)	52.94%	46.88%
Total Local Sources	\$ 435,000	435,000	28,584	24,125	215,218	190,879	(219,782)	49.48%	44.61%
STATE SOURCES									
5820 Other State Program (TEA)	\$ -	-	-	-	-	-	-	0.00%	0.00%
Total State Sources	\$ -	-	-	-	-	-	-	0.00%	0.00%
FEDERAL SOURCES									
5900 Federal Sources Revenue	\$ 9,485,099	9,573,543	626,641	752,692	3,970,171	4,259,226	(5,603,372)	41.47%	46.59%
Total Revenues	\$ 9,920,099	10,008,543	655,225	776,817	4,185,390	4,450,105	(5,823,153)	41.82%	45.50%
EXPENDITURES									
35 Food Services	\$ 10,978,538	12,686,159	500,895	608,151	3,290,062	3,365,933	9,396,097	25.93%	29.74%
Total Expenditures	\$ 10,978,538	12,686,159	500,895	608,151	3,290,062	3,365,933	9,396,097	25.93%	29.74%
Excess (Deficiency) of Revenues Over (Under) Expenditures	\$ (1,058,439)	(2,677,616)	154,329	168,666	895,328	1,084,172	3,572,944		
OTHER FINANCING SOURCES (USES)									
7900 Other Sources	-	-	-	-	-	-	-		
8900 Other Uses	-	-	-	-	-	-	-		
Total Other Financing Sources (Uses)	\$ -	-	-	-	-	-	-		
Total Changes in Fund Balances	\$ (1,058,439)	(2,677,616)	154,329	168,666	895,328	1,084,172	3,572,944		
Fund Balances, Beginning	2,758,147	5,676,286			5,676,286	4,689,546	-		
Fund Balances, Ending	\$ 1,699,708	2,998,670			6,571,614	5,773,718	3,572,944		

Waco Independent School District
EXPENDITURES AND ENCUMBERED FUNDS BY FUNCTION AND MAJOR OBJECT
CHILD NUTRITION FUND
For the Period Ended December 31, 2022

							<i>(Memo)</i>
	Payroll Costs	Purchased & Contracted Services	Supplies & Materials	Other Operating Costs	Capital Outlay	Total Year-to-Date 12/31/2022	Total Year-to-Date 12/31/2021
	6100	6200	6300	6400	6600	6000	6000
35 Food Services	\$ 1,054,464	1,800,046	694,586	3,967	1,761,199	5,314,261	4,908,936
Total Expenditures & Encumbered Funds	<u>\$ 1,054,464</u>	<u>1,800,046</u>	<u>694,586</u>	<u>3,967</u>	<u>1,761,199</u>	<u>5,314,261</u>	<u>4,908,936</u>

Waco Independent School District
BALANCE SHEET
DEBT SERVICE FUND
As of December 31, 2022

ASSETS

Cash and Temporary Investments	\$	13,362,846
Property Taxes Receivable, Net of Allowance of \$480,335		143,226
Due from Other Governments		2,178
Due from Other Funds		-
Total Assets	\$	<u>13,508,251</u>

LIABILITIES

Accounts Payable	\$	-
Due to Other Funds		(531,433)
Due to Other Governments		(37)
Total Liabilities	\$	<u>(531,470)</u>

DEFERRED INFLOWS OF RESOURCES

Unavailable Revenues - Property Taxes	\$	143,226
Total Deferred Inflows of Resources	\$	<u>143,226</u>

FUND BALANCES

Restricted Fund Balance	\$	13,896,495
Total Fund Balances	\$	<u>13,896,495</u>
Total Liabilities and Fund Balances	\$	<u>13,508,251</u>

Waco Independent School District
STATEMENT OF REVENUES, EXPENDITURES AND CHANGES IN FUND BALANCE
BUDGET AND ACTUAL
For the Period Ended December 31, 2022

DEBT SERVICE FUND										
		(Memo)				(Memo)		Difference- Amended Budget to YTD Actual	CY YTD As % of Budget	PY YTD As % of Budget
		Monthly		Year-to-Date						
Adopted Budget	Amended Budget	Current 12/31/2022	Prior Year 12/31/2021	Current 12/31/2022	Prior Year 12/31/2021					
REVENUES										
LOCAL SOURCES										
5710	Local Property Taxes	\$ 24,654,348	24,654,348	7,143,945	3,796,020	9,250,767	5,177,856	(15,403,581)	37.52%	34.79%
5740	Other Local Revenue	25,000	25,000	27,076	177,423	49,245	279,160	24,245	196.98%	26.22%
	Total Local Sources	<u>\$ 24,679,348</u>	<u>24,679,348</u>	<u>7,171,021</u>	<u>3,973,443</u>	<u>9,300,012</u>	<u>5,457,016</u>	<u>(15,379,336)</u>	<u>37.68%</u>	<u>34.21%</u>
STATE SOURCES										
5820	Other State Program (TEA)	\$ 221,700	221,700	576,413	-	576,413	286,169	354,713	260.00%	0.00%
	Total State Sources	<u>\$ 221,700</u>	<u>221,700</u>	<u>576,413</u>	<u>-</u>	<u>576,413</u>	<u>286,169</u>	<u>354,713</u>	<u>260.00%</u>	<u>0.00%</u>
	Total Revenues	<u>\$ 24,901,048</u>	<u>24,901,048</u>	<u>7,747,434</u>	<u>3,973,443</u>	<u>9,876,425</u>	<u>5,743,185</u>	<u>(15,024,623)</u>	<u>39.66%</u>	<u>35.33%</u>
EXPENDITURES										
71	Debt Service	\$ 24,896,048	24,896,048	-	-	(5,250)	3,500	24,901,298	-0.02%	0.02%
97	Payments to Tax Increment Fund	5,000	5,000	21	176,619	(8,585)	276,200	13,585	-171.70%	25.80%
	Total Expenditures	<u>\$ 24,901,048</u>	<u>24,901,048</u>	<u>21</u>	<u>176,619</u>	<u>(13,835)</u>	<u>279,700</u>	<u>24,914,883</u>	<u>-0.06%</u>	<u>1.62%</u>
	Total Changes in Fund Balances	<u>\$ -</u>	<u>-</u>	<u>7,747,414</u>	<u>3,796,824</u>	<u>9,890,260</u>	<u>5,463,485</u>	<u>9,890,260</u>		
	Fund Balances, Beginning	4,816,349	4,006,234			4,006,234	4,866,235	-		
	Fund Balances, Ending	<u>\$ 4,816,349</u>	<u>4,006,234</u>			<u>13,896,494</u>	<u>10,329,720</u>	<u>9,890,260</u>		

Waco Independent School District
Statement of Net Position
Proprietary Fund
As of December 31, 2022

	Governmental Activities ----- Internal Service Fund
Assets	
Current assets:	
Due from other funds	\$ 4,639,466
Other receivables	(209,367)
Prepaid items-health insurance	-
Total Assets	\$ 4,430,099
Liabilities	
Current liabilities:	
Accounts payable	\$ 1,363,893
Other current liabilities	946,477
Health claims payable	-
Total current liabilities	\$ 2,310,370
Total liabilities	\$ 2,310,370
Net position	
Unrestricted net position	\$ 2,119,729
Total net position	\$ 4,430,099

Waco Independent School District
Statement of Revenues, Expenses, and Changes in Net Position
Budget and Actual
For the Period Ended December 31, 2022

Proprietary Fund
Governmental Activities - Internal Service Fund

	Budget	(Memo)		(Memo)		Difference Budget to Current Year-to-Date	CY YTD As % of Budget	PY YTD As % of Budget
		Monthly		Year-to-Date				
		Current 12/31/2022	Prior Year 12/31/2021	Current 12/31/2022	Prior Year 12/31/2021			
Operating revenues:								
Employee contributions:								
Group health	\$ 3,631,100	280,131	261,621	1,121,015	1,037,999	(2,510,085)	30.87%	34.21%
Assessments to other funds:								
Group health	10,236,500	749,000	756,775	3,318,962	3,023,461	(6,917,538)	32.42%	30.85%
Unemployment	112,000	12,235	20,415	40,559	79,021	(71,441)	36.21%	50.98%
Workers compensation	358,000	37,405	23,814	125,998	84,396	(232,002)	35.19%	36.69%
Prescription drug rebates	1,187,000	-	-	-	247,404	(1,187,000)	0.00%	28.77%
Insurance recovery	-	-	-	-	-	-	0.00%	0.00%
Total operating revenues	<u>\$ 15,524,600</u>	<u>1,078,771</u>	<u>1,062,625</u>	<u>4,606,534</u>	<u>4,472,281</u>	<u>(10,918,066)</u>	<u>29.67%</u>	<u>31.77%</u>
Operating expenses:								
Administrative fees	\$ 1,344,000	76,757	28,394	350,577	442,335	993,423	26.08%	28.72%
Claims expense:								
Medical claims	9,431,000	985,634	914,850	3,116,577	2,839,988	6,314,423	33.05%	39.70%
Prescription drug claims	3,928,000	433,502	280,252	1,403,305	1,115,681	2,524,695	35.73%	28.42%
Unemployment	102,000	-	-	3,052	24,752	98,948	2.99%	13.38%
Workers compensation	260,000	-	22,576	32,417	80,078	227,583	12.47%	30.22%
Stop-loss insurance	1,739,000	116,192	133,912	455,741	533,522	1,283,259	26.21%	32.83%
Wellness Program	67,000	-	153	14,096	19,821	52,904	21.04%	36.71%
Total operating expenses	<u>\$ 16,871,000</u>	<u>1,612,084</u>	<u>1,380,137</u>	<u>5,375,765</u>	<u>5,056,177</u>	<u>11,495,235</u>	<u>31.86%</u>	<u>34.28%</u>
Change in net position	\$ (1,346,400)	<u>(533,313)</u>	<u>(317,512)</u>	<u>(769,231)</u>	<u>(583,896)</u>	<u>577,169</u>		
Net position:								
Net position, beginning	\$ 3,187,944			2,992,233	3,564,375	(195,711)		
Net position, ending	<u>\$ 1,841,544</u>			<u>2,223,002</u>	<u>2,980,479</u>	<u>381,458</u>		

Waco Independent School District
Statement of Cash Flows
For the Period Ended December 31, 2022

Proprietary Fund

	Governmental Activities ----- Internal Service Fund
Cash flows from operating activities:	
Cash received from employee contributions	\$ 280,131
Cash received from assessments to other funds	1,331,953
Cash payments for claims	(1,419,136)
Cash payments for stop loss premiums	(116,192)
Cash payments for professional and contracted services	<u>(76,757)</u>
Net cash provided by operating activities	<u>\$ -</u>
Net increase in cash and cash equivalents	\$ -
Cash and cash equivalents at beginning of year	<u>-</u>
Cash and cash equivalents at end of year	<u><u>\$ -</u></u>
Reconciliation of operating income to net cash provided by operating activities:	
Operating loss	\$ (533,313)
Effects of increases and decreases in current assets and liabilities:	
Decrease in receivables	(604,450)
Decrease in accounts payable	<u>1,137,762</u>
Net cash provided by operating activities	<u><u>\$ -</u></u>

Waco Independent School District

Board of Trustee Meeting Agenda Item

Date: January 19, 2023

Contact Person: Denise Bell

RE: Public Hearing Regarding the 2021-2022 Texas Academic Performance Report (TAPR)

=====

Background Information:

The Texas Education Code (TEC), 39.306, requires each district’s board of trustees to publish an annual report that includes the Texas Academic Report (TAPR). The report provides extensive information on student performance, school and district staff, programs, and student demographics.

As part of Senate Bill (SB) 1365, all districts and campuses received a label of A, B, C, or Not Rated. Any domain or overall scaled score less than 70 received the label of Not Rated. Since 2019, all districts and campuses were labeled Not Rated: Declared State of Disaster in response to the disruption to learning caused by the COVID-19 pandemic. The 2021-2022 school year is the first-time accountability data was used to label campuses since the pandemic.

The Texas Academic Performance Report for the district can be accessed on the WISD website at <https://www.wacoisd.org/domain/7112>.

Fiscal Implications:

None

Administrative Recommendation(s):

Report Only

Texas Academic Performance District Report

2021-2022 School Year

Accreditation Status: Accredited

January 19, 2023

TAPR reports can be accessed from district and campus websites.



2021-2022 Texas Academic Performance Report

District Name

Waco ISD

District Number

161914

2022

Accountability

Rating

C

2022 Special
Education
Determination
Status
Needs
Substantial
Intervention

Special Education Determination Status

This label represents an integrated determination level based on an evaluation of indicators in the special education program area and four federally required elements.

Each district receives one of the four special education determination levels listed on this slide.

- 1 Meets Requirements**
- 2 Needs Assistance**
- 3 Needs Intervention**
- 4 Needs Substantial Intervention**



Results Driven Accountability (RDA) Special Education Indicators	
❖	Sp Ed STAAR Performance – 3 rd through EOC need improvement [3-8 all increased except 8 Soc St and Alg 1 from 2020-21]
❖	Year-After-Exit – Math needs improvement
❖	SpEd Dropout Rate – has increased from 3% to 5%
❖	Sp Ed Graduation Rate – has increased to 71.4% and does not need monitoring plan
❖	Regular Early Childhood Program Rate - Not Assigned
❖	Sp Ed Regular Class > 80% Rate – Met Standard
❖	Sp Ed Regular Class < 40% Rate – Met Standard
❖	Sp Ed Disciplinary Removals – Required improvement met
❖	Sp Ed OSS and Expulsion for African American students shows a disproportionality
State Performance Plan (SPP) Compliance	
❖	Indicator 11 (Initial Evaluation timelines) 100% Compliant [77% compliant in 2018-19 and 97.9% compliant in 2020-21]
❖	Indicator 12 (Early Childhood Transition) 100% Compliant
❖	Indicator 13 (Secondary Transition) 100% Compliant
Data Integrity – No Concerns	
Uncorrected Noncompliance	
❖	100% compliant in all areas-no action plan required

Special Education Determination Status



2022 Campus Ratings

Elementary

- Bell's Hill - B
- Cedar Ridge - B
- Crestview - B
- Dean Highland - C
- Hillcrest PDS - B
- Kendrick - B
- Lake Air Montessori Magnet - B
- Mountainview - C
- Parkdale - B
- Provident Heights - B
- South Waco - Not Rated
- West Avenue - C

Secondary

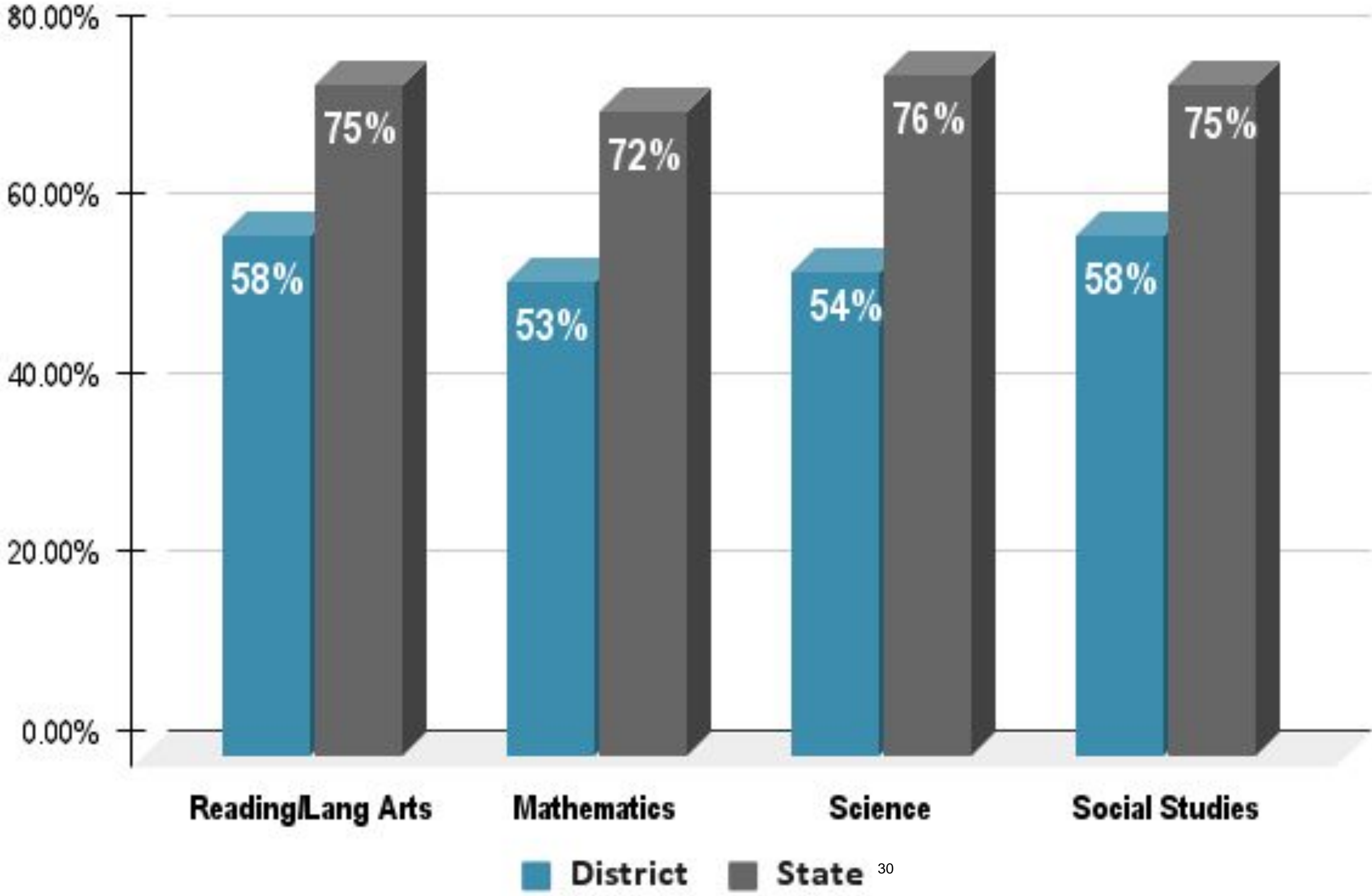
- Cesar Chavez MS - Not Rated
- Tennyson MS - C
- Brazos High - Not Rated
- University High - C
- Waco High - C

Transformation Waco

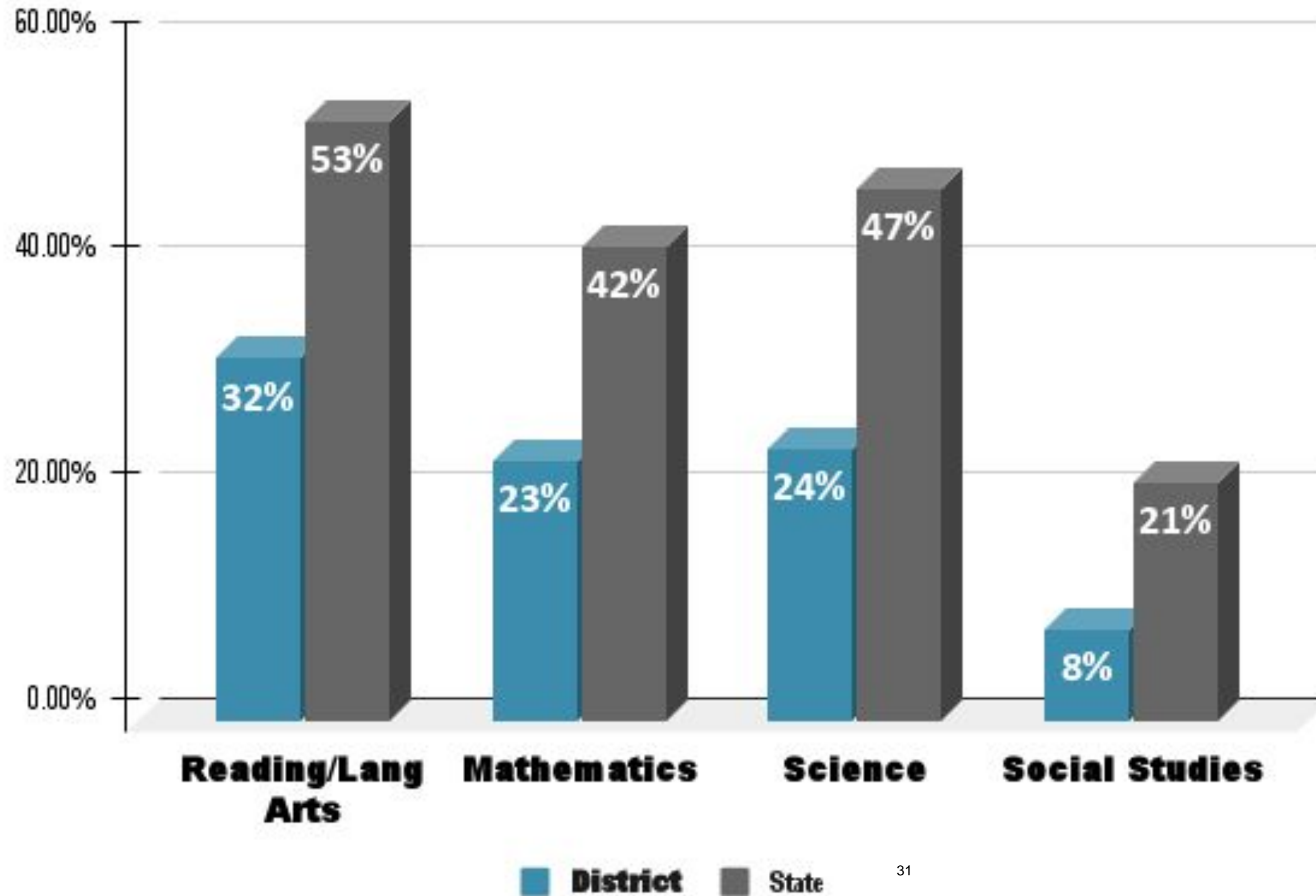
- Alta Vista - C
- Brook Avenue - Not Rated
- J.H. Hines - Not Rated
- G.W. Carver MS - Not Rated
- Indian Spring MS - Not Rated

 To align with SB 1365, a "Not Rated" label is used when the overall scaled score is less than 70. ²⁹

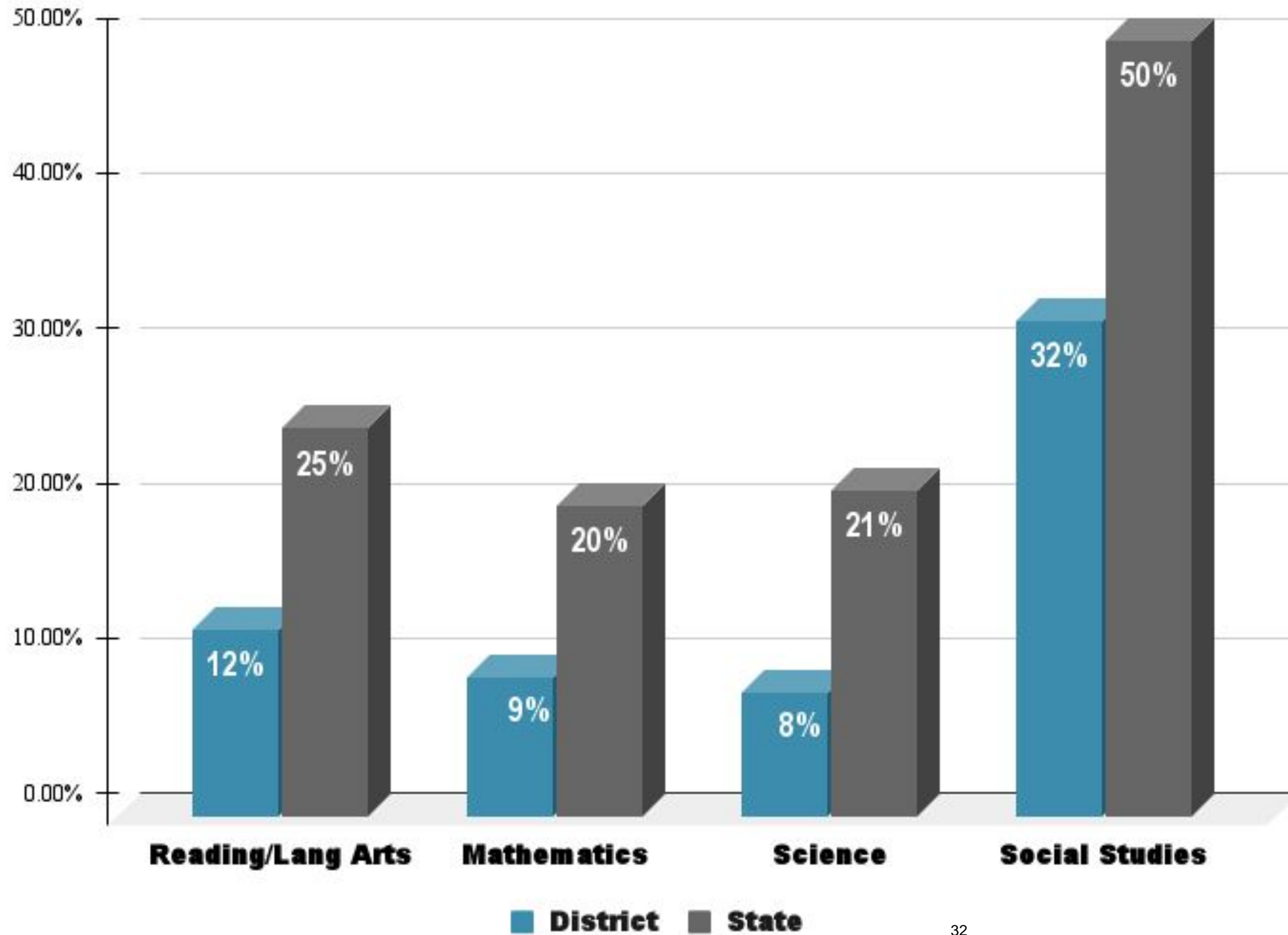
STAAR Approaches Grade Level or Above



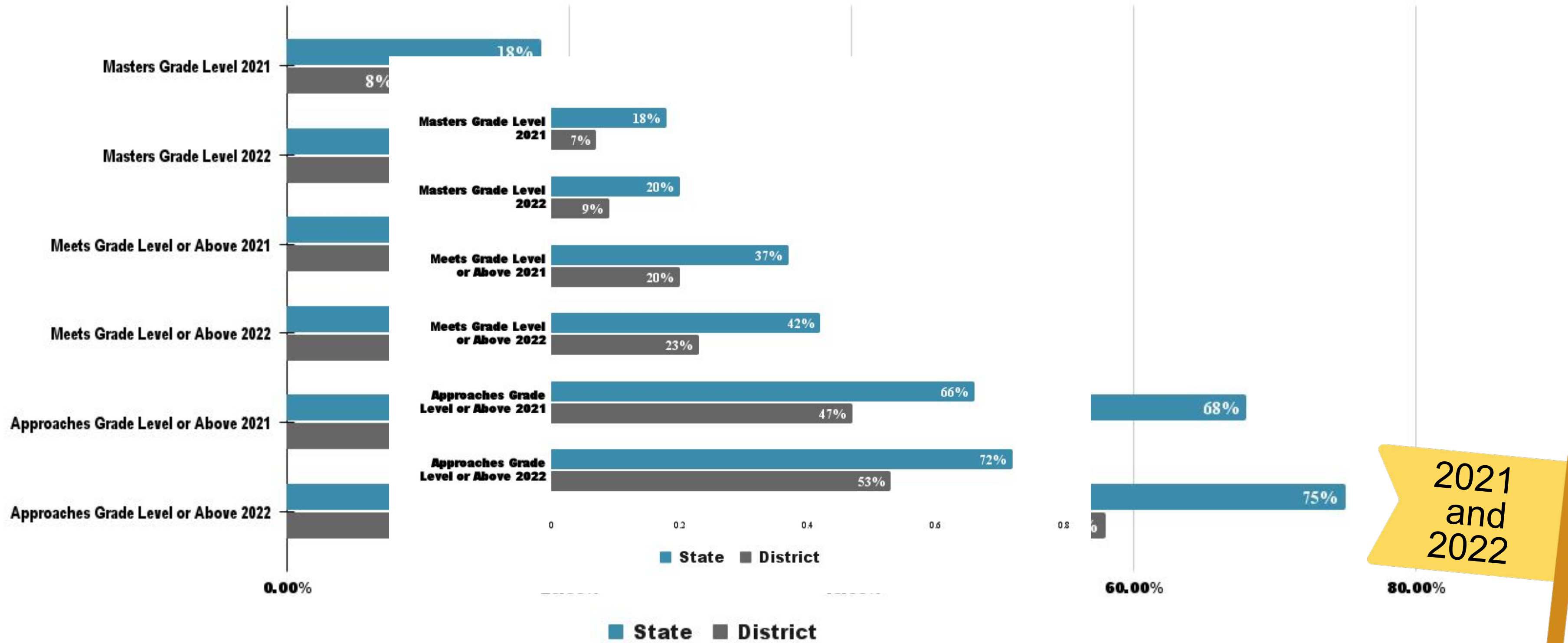
STAAR Meets Grade Level or Above



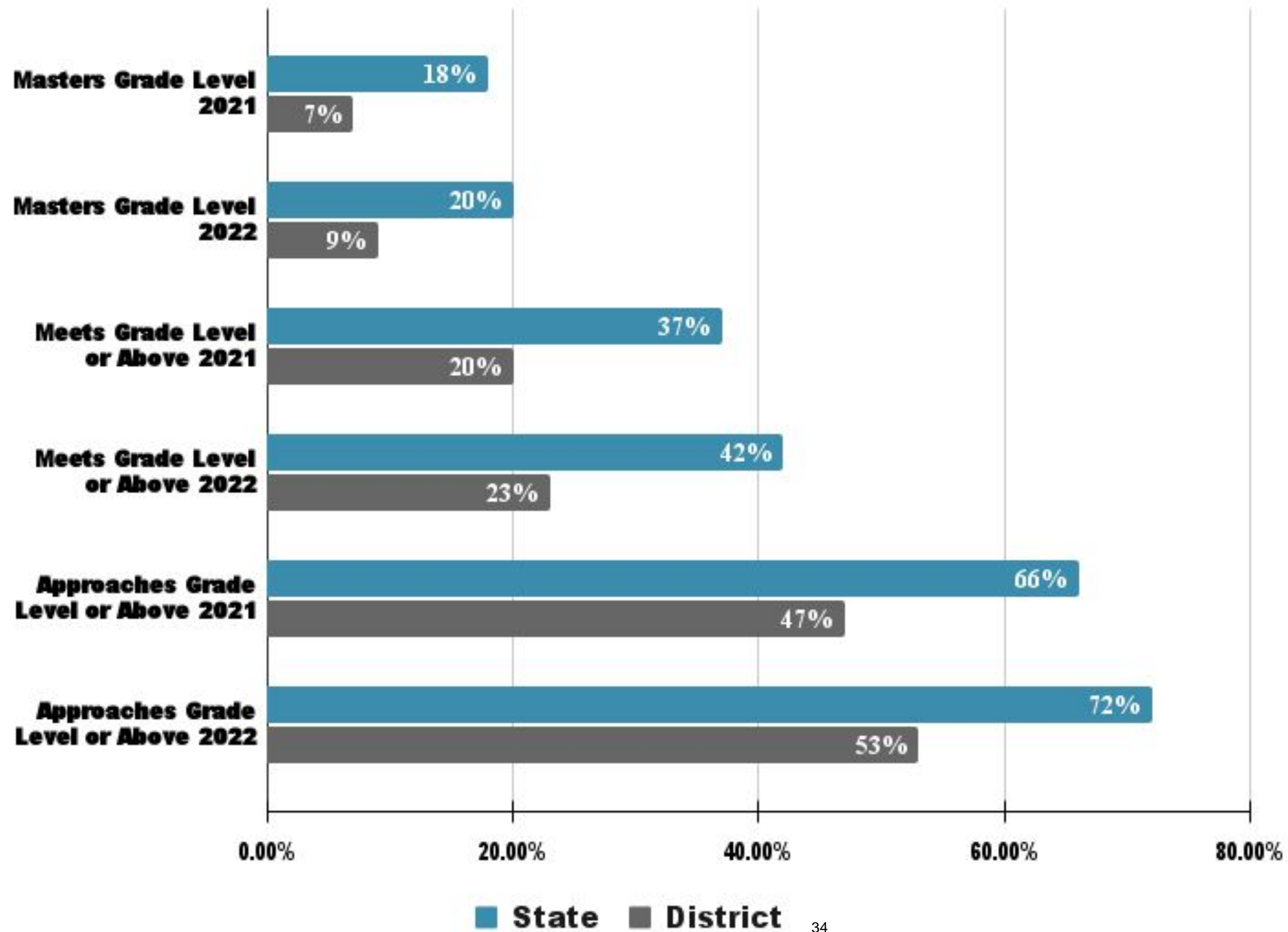
STAAR Masters Grade Level or Above



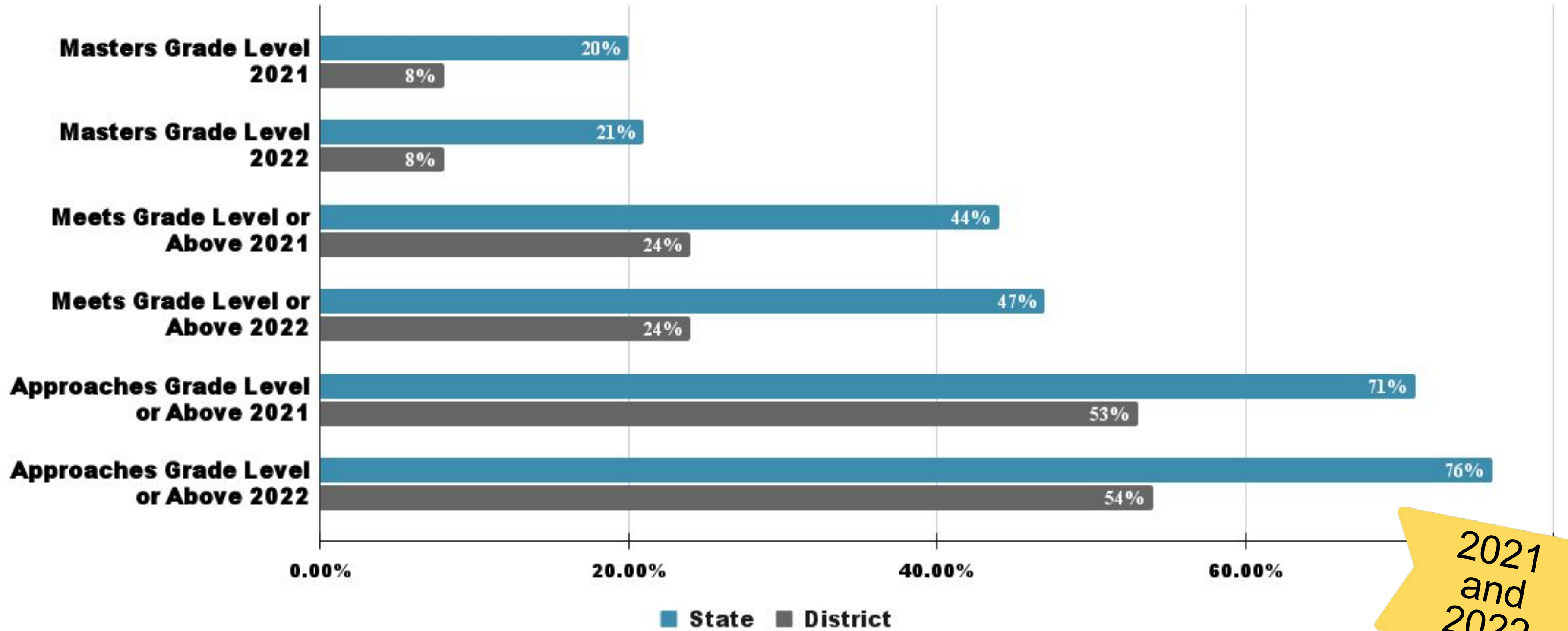
STAAR Reading & Language Arts



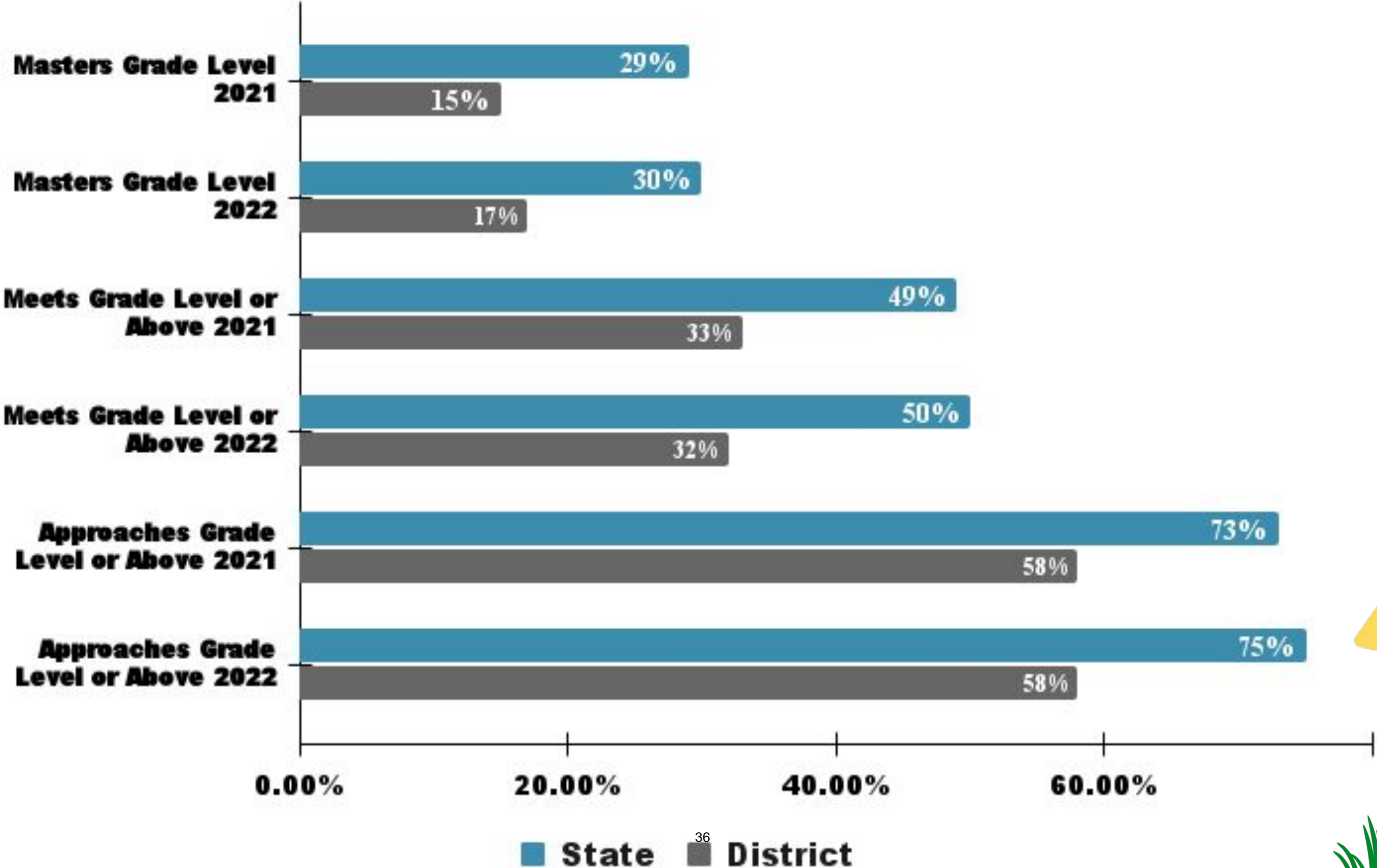
STAAR Math



STAAR Science



STAAR Social Studies

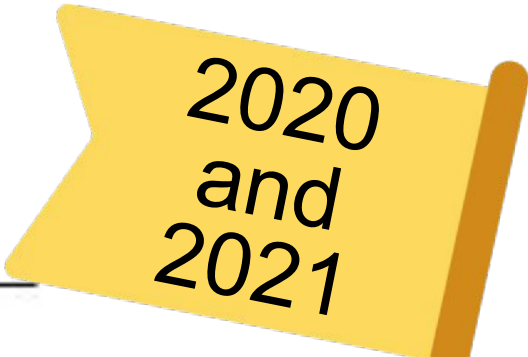
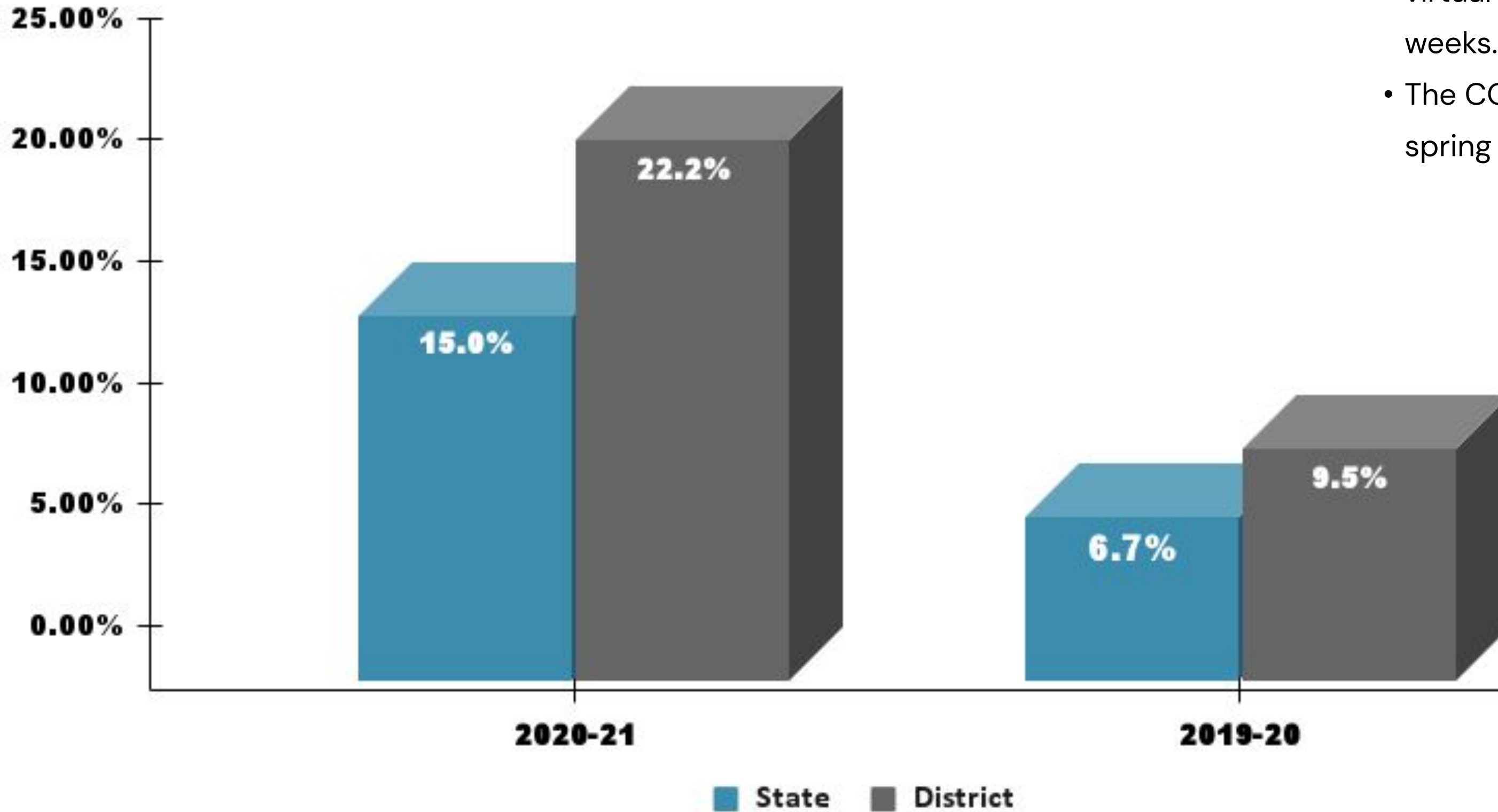


2021
and
2022



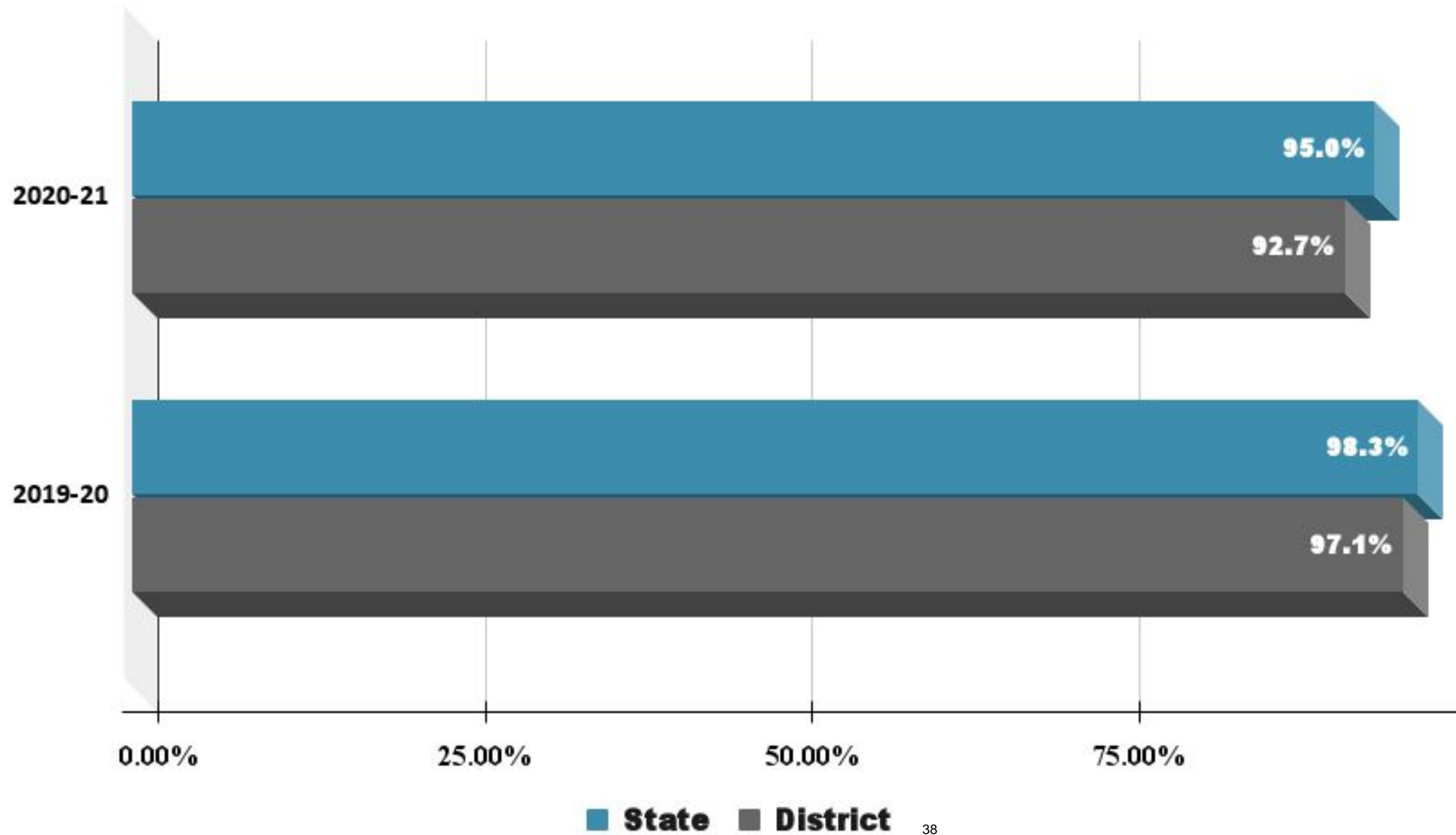
Chronic Absenteeism

- During the 2020-2021 school year, students had the option of choosing virtual or in-person instruction each 6 weeks.
- The COVID-19 pandemic began in the spring of the 2019-2020 school year.



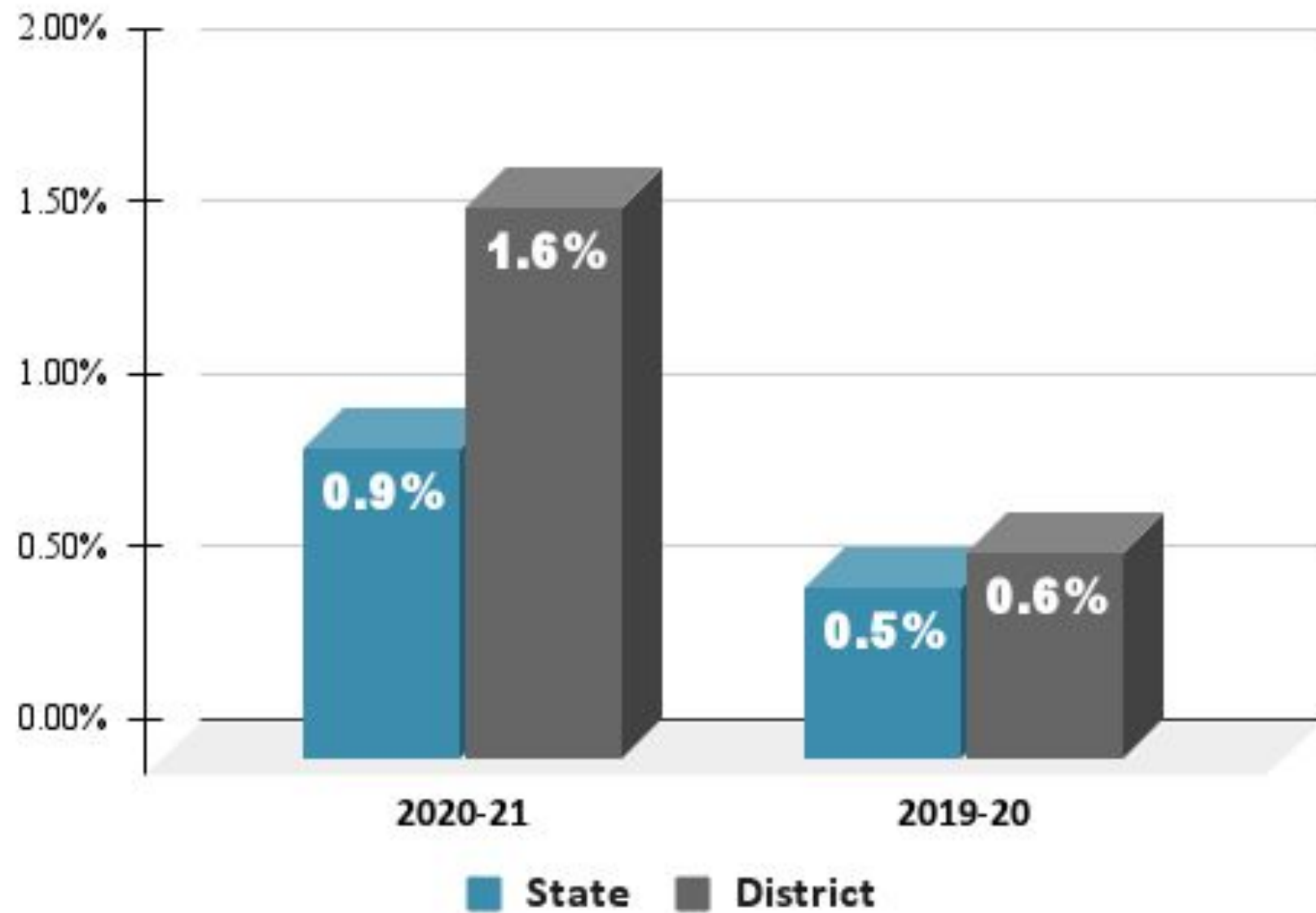
Attendance Rate

Students enrolled 10+ days who are absent for 10% of days enrolled

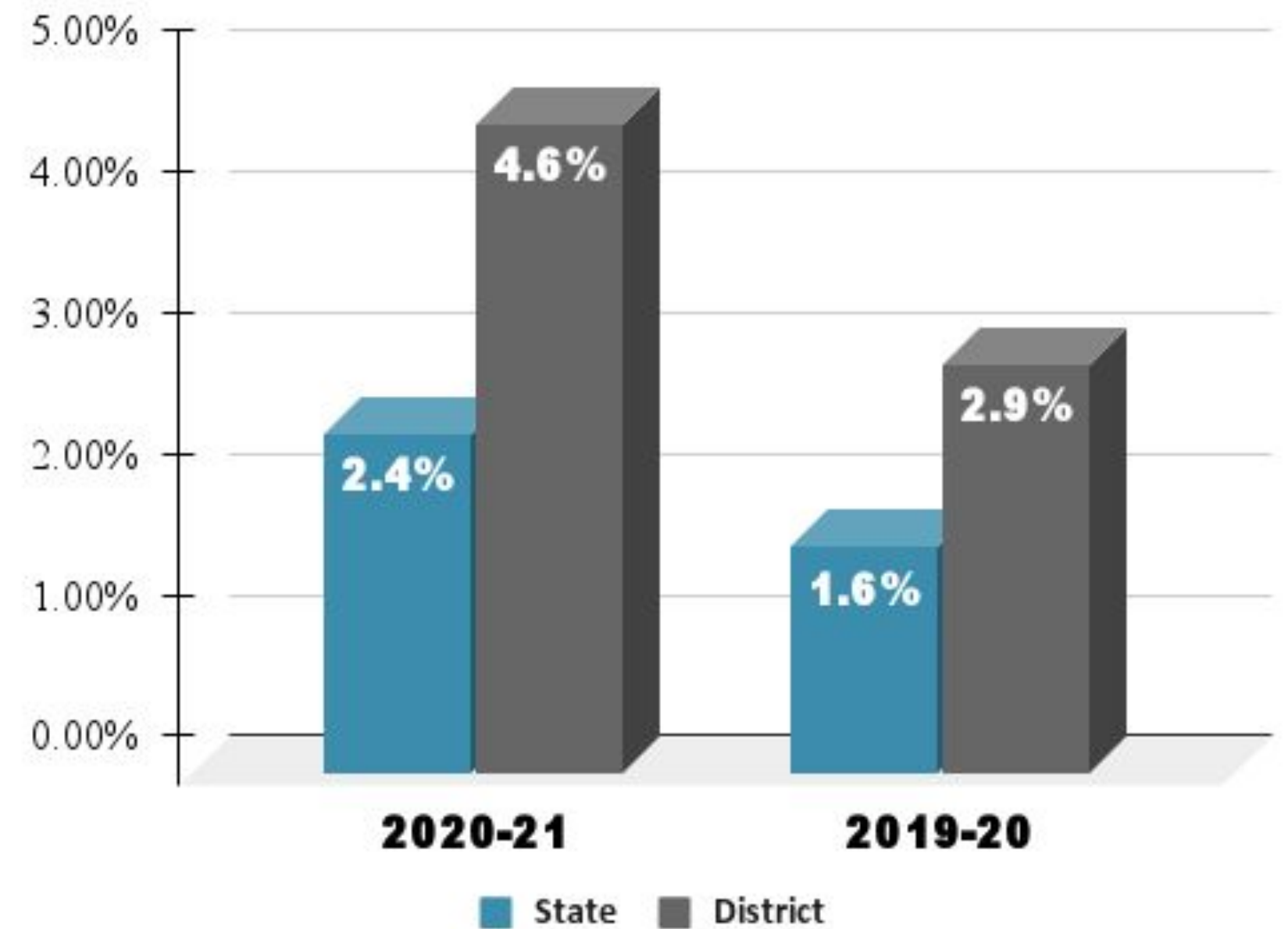


Dropout Rates: Percent of Students Who Left WISD in 2020-2021


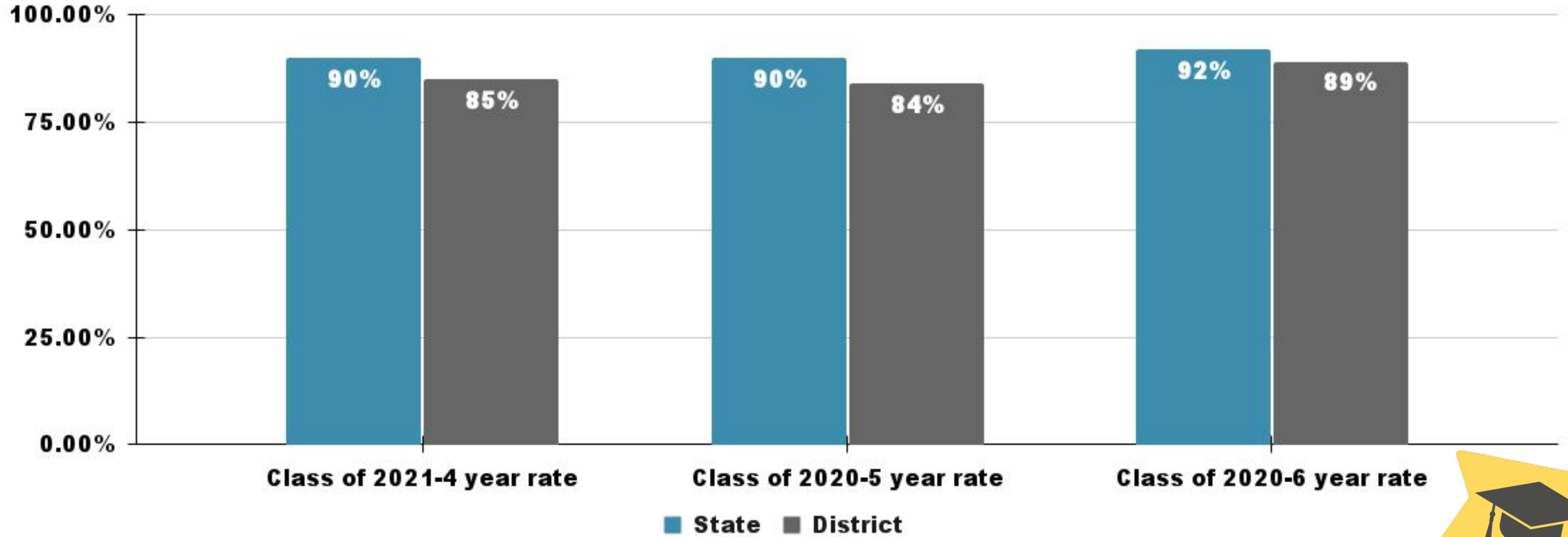
Grades 7-8



Grades 9-12



Graduation Rates



Diploma Types

1 FHSP = Foundation High School Program

2 FHSP-E-DLA = Foundation High School Program with Endorsements at the Distinguished Level

What's
the
difference?

The Foundation
High School
Program

The basic 22 credits for a high school diploma as defined by HB5 (2013)

A Diploma with
Endorsements

The student must have 26 credits and one or more specialized cluster of classes

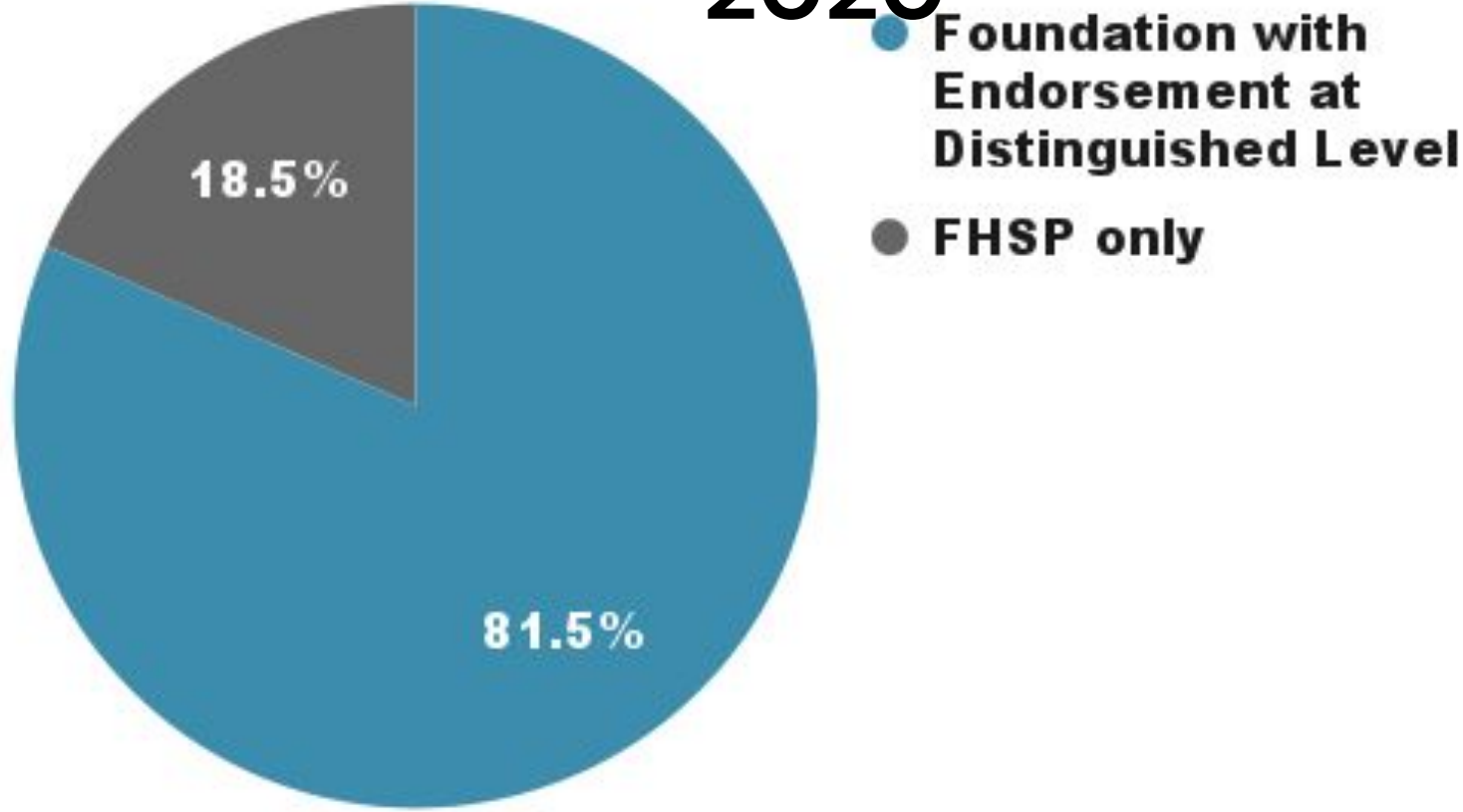
Distinguished
Level

A diploma which has at least one endorsement and the student has taken Algebra 2.

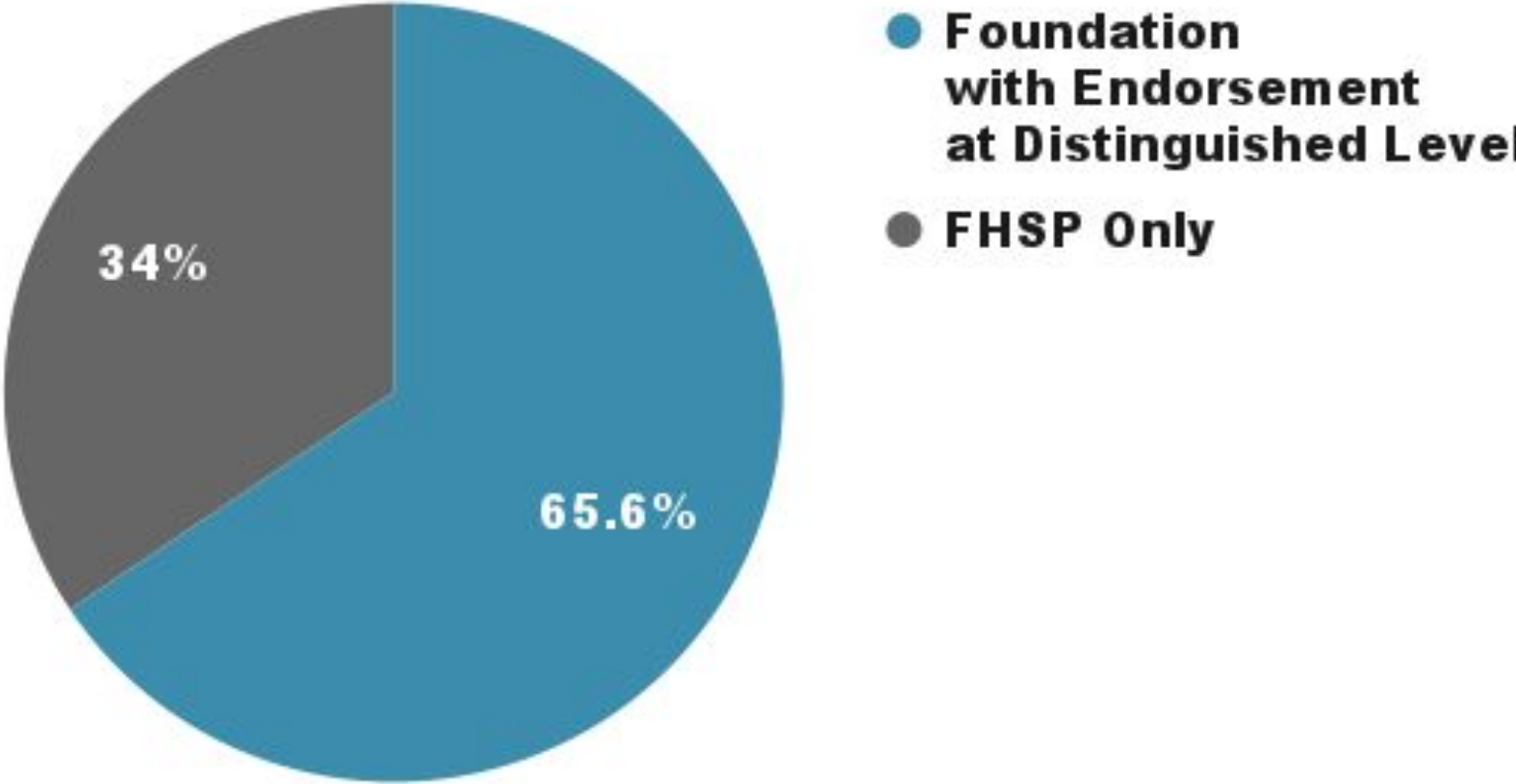
Rates of Diplomas by Type

Class of

2020



Class of 2021



Class of 2021 College, Career, and Military Ready

College, Career, or Military Ready (Annual Graduates)			
	2020-21	65.2%	46.1%
	2019-20	63.0%	46.9%
Only College Ready (Annual Graduates)			
	2020-21	41.0%	25.7%
	2019-20	44.4%	19.8%
Only Career / Military Ready (Annual Graduates)			
	2020-21	12.5%	12.0%
	2019-20	9.6%	18.1%
College Ready and Career / Military Ready (Annual Graduates)			
	2020-21	11.7%	8.4%
	2019-20	9.1%	9.0%



Class of 2021 College, Career, and Military Ready

	Year	State	District
TSI Criteria Graduatee in English Language Arts (Annual Graduatee)	2020-21	56.1%	46.0%
	2019-20	59.7%	45.5%
TSI Criteria Graduatee in Mathematics (Annual Graduatee)	2020-21	45.7%	26.8%
	2019-20	47.9%	22.3%
TSI Criteria Graduatee in Both Subjects (Annual Graduatee)	2020-21	40.4%	21.5%
	2019-20	43.2%	19.7%
AP / IB Met Criteria in Any Subject (Annual Graduatee)	2020-21	21.3%	11.8%
	2019-20	21.1%	9.2%
Associate Degree (Annual Graduatee)	2020-21	2.6%	5.5%
	2019-20	2.1%	3.4%
Dual Course Credits in Any Subject (Annual Graduatee)	2020-21	25.9%	23.6%
	2019-20	24.6%	17.8%
Dual Course Credits or Onramp Course Credits (Annual Graduatee)	2020-21	27.2%	23.6%
	2019-20	25.8%	17.8%



Class of 2021 College, Career, and Military Ready

	Year	State	District
Approved Industry-Based Certification (Annual Graduatee)	2020-21	18.40%	16.70%
	2019-20	13.20%	22.20%
Graduate with Complete IEP and Workforce Readiness (Annual Graduatee)	2020-21	2.40%	1.80%
	2019-20	2.40%	1.80%
Graduatee Under an Advanced Diploma Plan and Identified as a Current Special Education Student (Annual Graduatee)	2020-21	4.40%	2.40%
	2019-20	3.70%	3.40%



Class of 2021 Coherent Sequence Completers

- Moving forward, TEA will change the Industry Based Certification (IBC) only criteria to deem a student “Career Ready” in accountability.
- Future classes will need to successfully earn their Industry Based Certification and complete a set of designated courses.
- The class of 2020 had 77.7% of graduates complete a coherent sequence in a CTE pathway, The state had 58.5%.

WACO ISD

District Profile



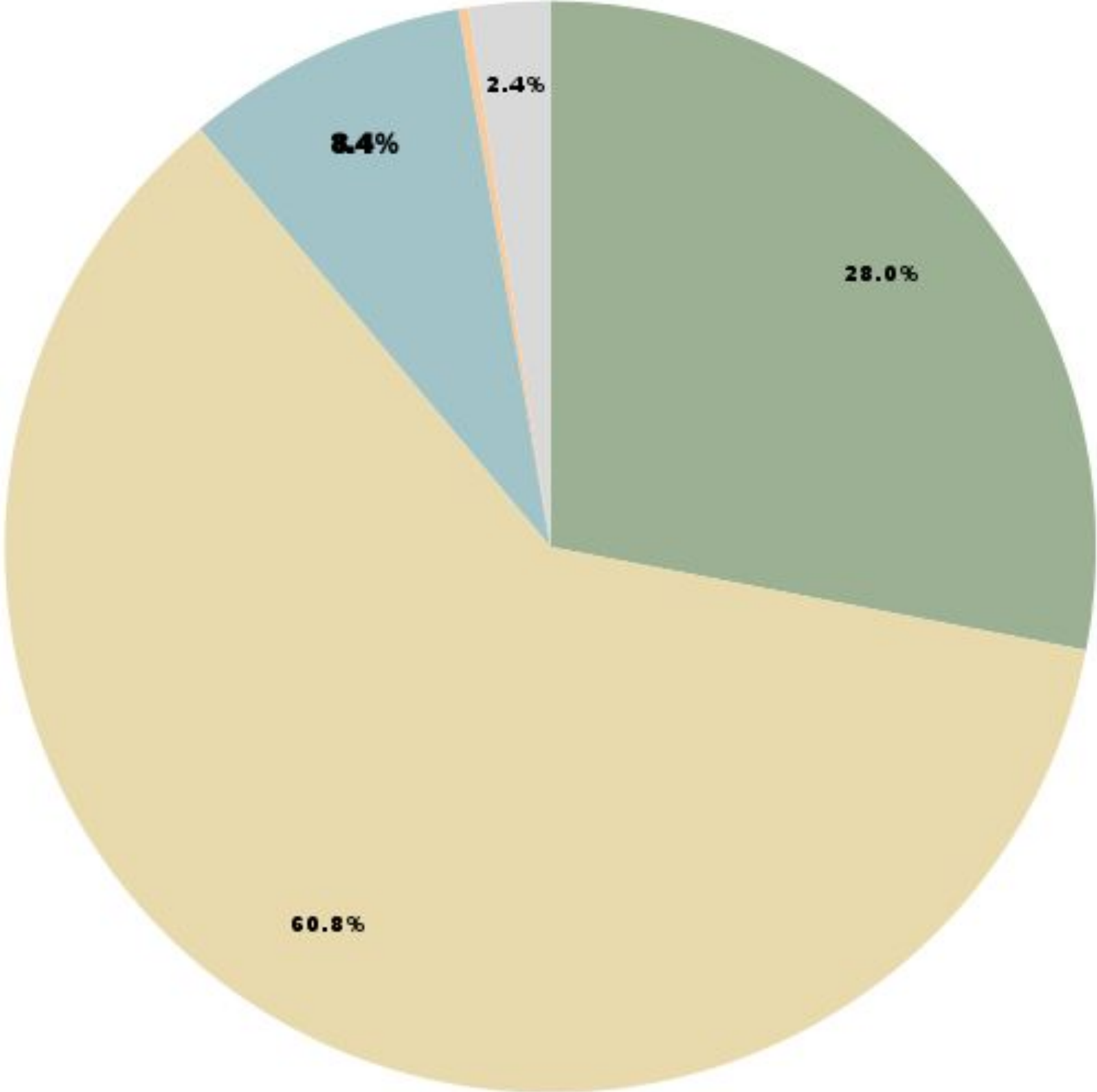
2022 Elementary Enrollment

	2020-21	2021-22	Difference from 19-20 to 20-21
Total Students	14,428	14,086	-342
Early Childhood Education	35	33	-2
Pre-Kindergarten	727	834	107
Kindergarten	1097	1,045	-52
Grade 1	1149	1,107	-42
Grade 2	1113	1,098	-15
Grade 3	1080	1,062	-18
Grade 4	1059	1,052	-7
Grade 5	1049	1,003	-46

2022
Secondary
Enrollment

	2020-21	2021-22	Difference from 19-20 to 20-21
Total Students	14428	14,086	-342
Grade 6	1004	1,003	-1
Grade 7	1071	961	-110
Grade 8	974	1042	68
Grade 9	1175	1,253	78
Grade 10	1083	919	-164
Grade 11	928	883	-45
Grade 12	884	791	-93

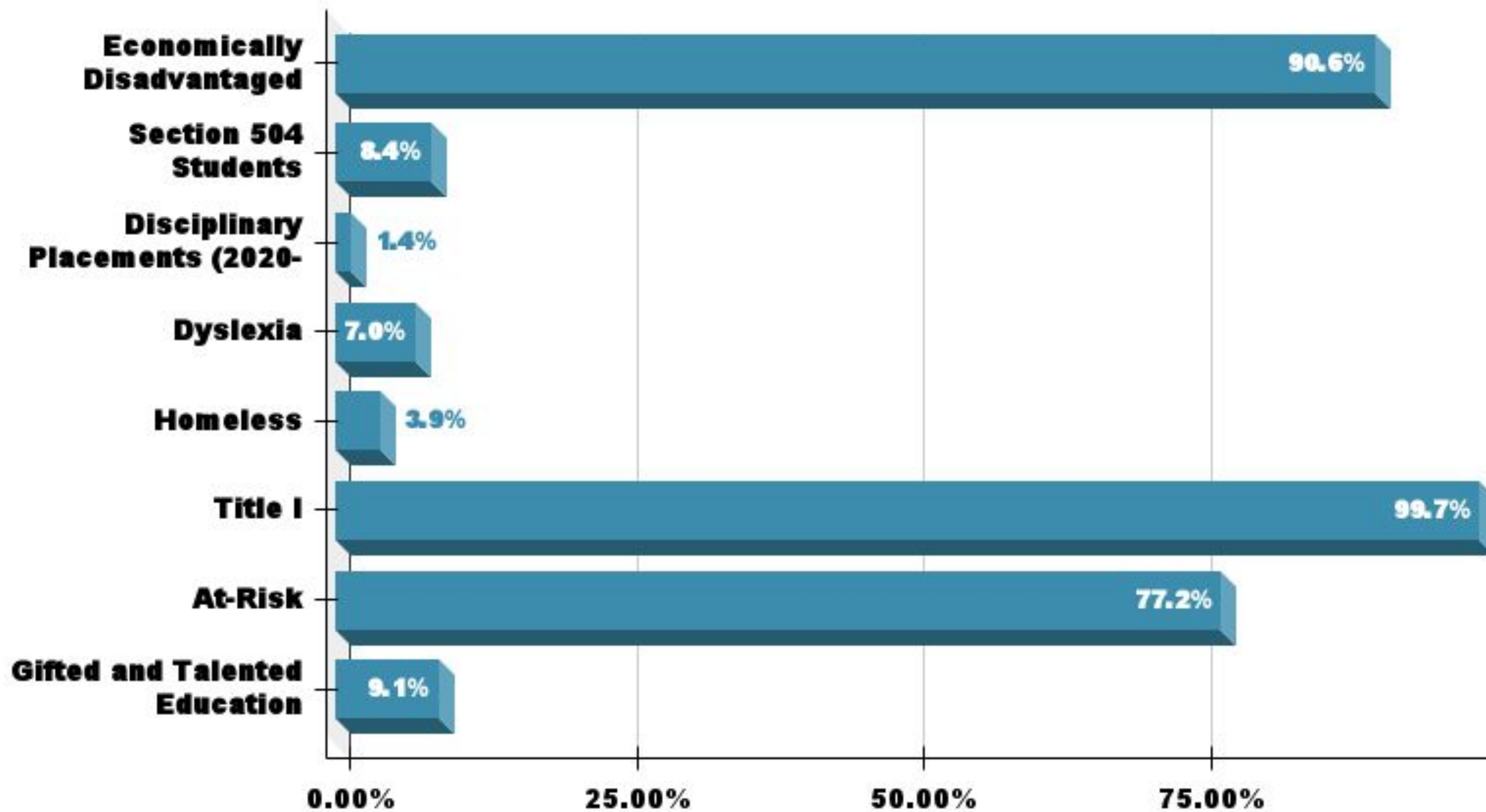
Ethnicity Distribution of Students



- African American**
- Hispanic**
- White**
- Asian**
- Two or More Races**



Student Information by Program



Emergent Bilingual & Special Education Student Information

Emergent Bilingual	
State	District
21.9%	21.8%
English as a Second Language (ESL)	
21.3%	21.3%

Special Education	
11.6% State	11.4% District
Primary Disability by Type	
Students with Intellectual Disabilities	42.40%
Students with Physical Disabilities	19.60%
Students with Autism	11.30%
Students with Behavioral Disabilities	25.20%
Students with Non-Categorical Early Childhood	1.50%



2022

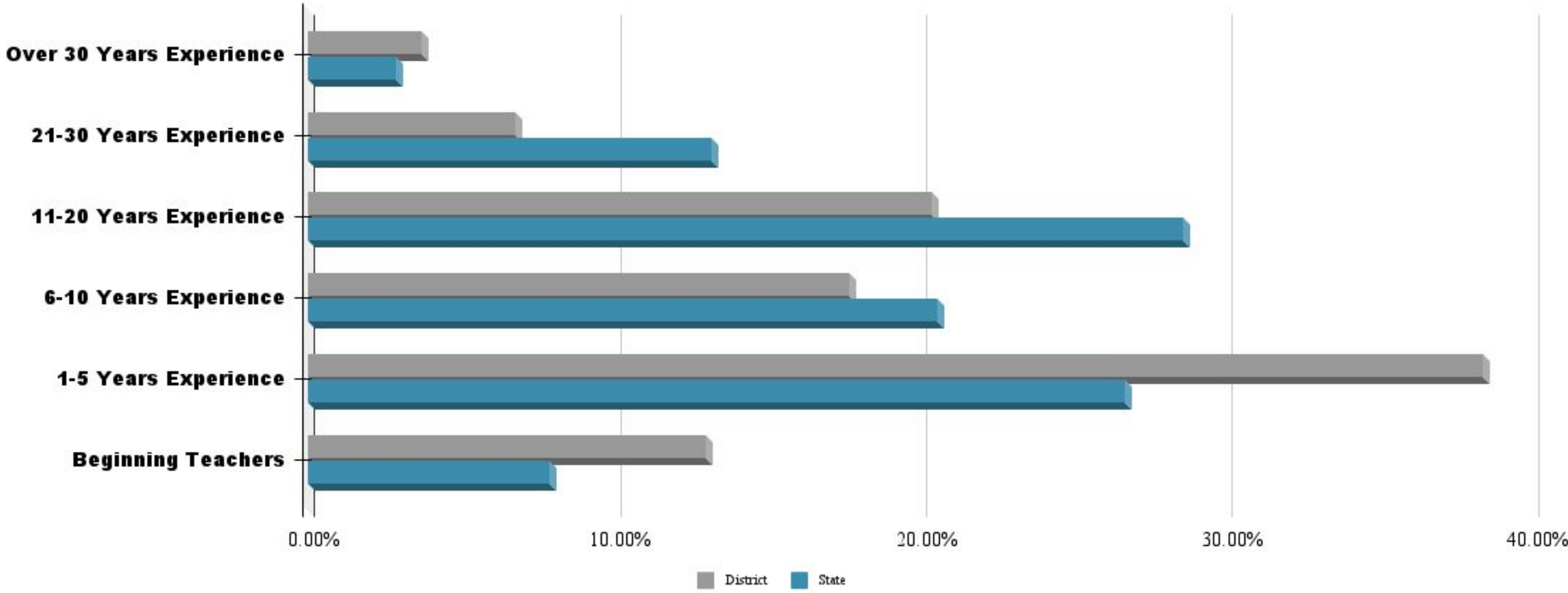
Teacher Demographics	
Males	27.8%
Females	72.2%
No Degree	2.3%
Bachelors	76.5%
Masters	19.8%
Doctorate	1.4%
African American	13.4%
Hispanic	23.0%
White	60.8%
Two or More Races	2.1%

Teacher Turnover Rate

WISD 2019-2020	State 2019-2020
18.4%	14.3%
WISD 2020-2021	State 2020-2021
23.3%	17.7%

The teacher turnover rate is the percent of those who were WISD teachers in 2020–2021 and were not WISD teachers at the beginning of the 2021–2022 school year due to either leaving the district or moving to a new role.

Teacher Experience



TEXAS

Higher Education

Report



Enrolled in Texas Higher Education in 2021

Data represents first year after graduation from HS (fall 2020, spring 2021, summer 2021). Students attributed to level of institution where they earned the most semester credit hours during the whole academic year.

Source: Texas Higher Education Coordinating Board and Texas Education Agency

**Total Number of
Graduates 877**

WISD Historical Higher Education Performance

Year		State	Region 12	District	Enrolled In College	Continued College Enrollment	Not Found in College	Level 1 Certificate Earned	Level 2 Certificate Earned	Graduated with 2 Year Degree	Graduated with 4 Year Degree
Class of 2016											
Year 1	Economically Disadvantaged	49.0%	47.3%	84.9%	47.4%	n/a	52.6%	*	0.0%	*	0.0%
	Non-Educationally Disadvantaged	51.0%	52.7%	15.1%	57.8%	n/a	42.2%	0.0%	0.0%	0.0%	0.0%
	All Students	100.0%	100.0%	100.0%	49.0%	n/a	51.0%	*	0.0%	*	0.0%
Class of 2015											
Year 1	Economically Disadvantaged	48.0%	46.8%	78.6%	47.4%	n/a	52.6%	*	0.0%	*	0.0%
	Non-Educationally Disadvantaged	52.0%	53.2%	21.4%	52.8%	n/a	47.2%	0.0%	0.0%	0.0%	0.0%
	All Students	100.0%	100.0%	100.0%	48.5%	n/a	51.5%	*	0.0%	*	0.0%
Year 2	Economically Disadvantaged	48.0%	46.8%	78.6%	40.2%	34.5%	47.0%	1.1%	0.0%	**	0.0%
	Non-Educationally Disadvantaged	52.0%	53.2%	21.4%	43.1%	38.2%	42.4%	0.0%	*	*	0.0%
	All Students	100.0%	100.0%	100.0%	40.8%	35.3%	46.0%	0.9%	*	3.3%	0.0%



Thank You!

Waco Independent School District
Board of Trustee Meeting Agenda Item

Date: January 19, 2023

Contact Person: Sheryl Davis

RE: Amendments to the 2022-2023 Budget

=====

Background Information:

The Texas Education Agency has established additional requirements for school district budget preparation. As part of these requirements, a school district must amend the official budget before exceeding a functional expenditure category, i.e., instruction, administration, etc., in the total district budget. Attached are copies of the proposed amendments to the Official Budget identifying details of the requests. The following summarizes the effect of these amendments by functional category.

Summary:

Amendment #020: Provident Heights Elementary School (Fund 199)

This amendment will realign funds from instruction contracted services to community services contracted services to correctly account for the Community in Schools contract. These adjustments are required to appropriately reclassify the budget to the proper expenditure codes per TEA accounting guidelines.

			<u>TEA Revenue/Function Description</u>
Source of Funds:	\$	5,000	Instruction
Use of Funds:	\$	5,000	Community Services
Fund Balance Effect		None	

Amendment #021: Early Childhood Department (Fund 199)

This amendment will realign funds from school leadership travel to instructional leadership travel. These adjustments are required to appropriately reclassify the budget to the proper expenditure codes per TEA accounting guidelines.

			<u>TEA Revenue/Function Description</u>
Source of Funds:	\$	1,000	School Leadership
Use of Funds:	\$	1,000	Instructional Leadership
Fund Balance Effect		None	

Amendment #022: Early Childhood Department (Fund 199)

This amendment will realign funds from school leadership travel to curriculum and instructional staff development travel. These adjustments are required to appropriately reclassify the budget to the proper expenditure codes per TEA accounting guidelines.

			<u>TEA Revenue/Function Description</u>
Source of Funds:	\$	1,000	School Leadership
Use of Funds:	\$	1,000	Curriculum & Instructional Staff Development
Fund Balance Effect		None	

Amendment #023: Crestview Elementary School (Fund 199)

This amendment will realign funds from instructional supplies to instructional resources and media dues and travel and school leadership travel. These adjustments are required to appropriately reclassify the budget to the proper expenditure codes per TEA accounting guidelines.

		<u>TEA Revenue/Function Description</u>	
Source of Funds:	\$	7,500	Instruction
Use of Funds:	\$	7,500	Instructional Resources & Media, School Leadership
Fund Balance Effect		None	

Amendment #024: English Learners Department (Fund 199)

This amendment will realign funds from instructional supplies to guidance, counseling and evaluation services extra-duty. These adjustments are required to appropriately reclassify the budget to the proper expenditure codes per TEA accounting guidelines.

		<u>TEA Revenue/Function Description</u>	
Source of Funds:	\$	4,000	Instruction
Use of Funds:	\$	4,000	Guidance, Counseling & Evaluative Services
Fund Balance Effect		None	

Amendment #025: Bell's Hill Elementary School (Fund 199)

This amendment will realign funds from instructional contracted services to curriculum and instructional staff development for contracted services. These adjustments are required to appropriately reclassify the budget to the proper expenditure codes per TEA accounting guidelines.

		<u>TEA Revenue/Function Description</u>	
Source of Funds:	\$	3,000	Plant Maintenance & Operations
Use of Funds:	\$	3,000	Security & Monitoring Services
Fund Balance Effect		None	

Amendment #026: Special Education (Fund 199)

This amendment will place budget for costs in instruction, guidance, counseling and evaluation services, and shared services arrangements, based on additional revenue projected to be generated from special education contact hours for the first semester. The amendment is necessary to meet federal maintenance of effort requirements. Because total Foundation School Program revenues are projected to be lower than originally estimated, this amount will be taken from unassigned fund balance. These adjustments are required to appropriately reclassify the budget to the proper expenditure codes per TEA accounting guidelines.

		<u>TEA Revenue/Function Description</u>	
Source of Funds:	\$	750,509	Unassigned Fund Balance
Use of Funds:	\$	750,509	Instruction, Guidance, Counseling & Evaluation Services, Shared Services Arrangements
Fund Balance Effect		Decrease	

A copy of the amendments are attached for your review detailing line items to be adjusted.

Fiscal Implications:

Budget amendment #026 will decrease unassigned fund balance by \$750,509. This adjustment is necessary to meet federal maintenance of effort requirements. Although, revenues generated through special education contact hours are projected to generate the additional funding, overall Foundation School Program revenues are projected to decrease \$3.5 million from estimates used in developing the 2022-2023 budget. As a result, the funds required to meet maintenance of effort will be taken from the unassigned fund balance. The remaining budget amendments have no impact on fund balance.

Administrative Recommendation(s):

The administration recommends that the Board of Trustees approve the budget amendments, as presented.

Waco Independent School District

Board of Trustee Meeting Agenda Item

Date: January 19, 2023

Contact Person: S. Smith

RE: Bid Award for Educational Consulting, Professional Development, and Other Student-Based Contracted Services

=====

Background Information:

Request for Proposal, RFP # 21-1182, Educational Consulting, Professional Development, and Other Student-Based Contracted Services have been received for the purpose of creating a list of vendors which can service the District. We received seven (7) responses during the past month. The recommended vendors will be added to our previously approved list of one hundred and ninety-seven (197) responses.

Examples of the types of services covered under this RFP are:

- Academic Educational Consultant
- Professional/Staff Development Training
- Motivational or Professional Speaker
- Program Review/Recommendation Services
- Data/Statistical Analysis
- Curriculum Design
- Evaluator Services
- Judging Services
- Technology Analysis/Consultant
- Operations Analysis/Consultant
- Grant Evaluation Services
- Presentations/Programs for staff and students (e.g. authors)
- Marching Band/Drill/Cheer Design and Choreography (includes camps)
- Theatre Coaching Services
- Instructors for outside of the school day classes (art, photography, gardening, tennis, Zumba, etc.)
- Speaker(s) for Assembly Programs
- Other services deemed appropriate for this request

In an effort to create inclusivity with our consulting, professional development, and student-based contracted services vendors and in light of changes made in 2019 by the Texas Education Agency's, Financial Accountability Systems Resource Guide (FASRG) Module 5 – Purchasing, the Business Services Department has elected to utilize the Extended Period for Multiple Award Contracts as shown in the FASRG excerpt shows.

3.16.6 Limited Response Period versus Extended Period for Multiple Award Contracts

Normal procurement practices will allow solicitation responses to be submitted to the district within a limited, specific time period, usually two to three weeks. The district may want to review past policies to determine if a limited response time is in the best interest of the district and the needs of its end users.

Consideration may need to be given to have an extended opening for receiving responses.

- Limited Response Period. This choice is considered a normal, formal RFP. Examples include newspaper advertisements and awards made and limited to only the responders that submitted and awarded for the solicitation.
- Extended Response Period. This choice is more informal than a limited response period. The major difference is the date the responses are due. This method allows for responses to be accepted throughout an extended period such as the date of the contract award expiration and awards made periodically. Periodic board approval may also be required. For newspaper advertisements, our District will continue to publicize periodic republication through our website and continue to enlist the assistance of the three (3) Chamber of Commerce's, as received on this first solicitation. The advertisement will address concerns about transparency by announcing the solicitation to new readers even though the statutory requirements were met by the initial publication.

The intent for awarding additional vendors to this bid will be done on an as needed basis. Vendors submitting a response by the end of each month will be submitted for consideration at the next board meeting.

Fiscal Implications:

The cost of these items will be charged to the appropriate campus/department budget.

Administrative Recommendation(s):

The Administration recommends that the Board of Trustees approve the additional seven (7) vendors for the Educational Consulting, Professional Development, and Other Student-Based Contracted Services bid, as presented.

RFP #21-1182 Educational Consulting, Professional Development, and Other Student-Based Contracted Services

Barbara Epperson

Company Name: Barbara Epperson
Street Address: 401 Oak Dr
City, State, Zip: Belton, TX 76513
Contact Name: Barbara Epperson
Contact Phone Number: 214-733-4021
Contact Email Address: Barbara.epperson@gmail.com
Category of Service Provided: Academic Educational Consultant
Target Audience: Educators, primarily secondary teachers
Description of Services: Provide professional learning. Help teachers develop pacing guides and year at a glance that align with the district's academic calendar. Teach engaging strategies aligned to standards. Develop formative and summative assessment techniques.

Assist teachers with conferring strategies. Consult with teachers or teacher teams for professional learning. Facilitate learning for teaching professionals. Provide learning scaffolds to reach all learners
Pricing: Daily Rate for Presenter \$675, Meals (\$10/meal) \$30.00, Mileage (90 miles roundtrip; \$.58/mile) \$52.20 for a total of \$757.20

Brent Colwell

Company Name: Brent Colwell
Street Address: 825 Chatham Road
City, State, Zip: Belton, TX 76513
Contact Name: Brent Colwell
Contact Phone Number: 254-760-4598
Contact Email Address: colwelltxband@gmail.com
Category of Service Provided: Fine Arts Services (Band, Choir, and Theatre)
Target Audience: Band Students
Description of Services: Consulting and educational services.
Pricing: Substitute rate

Julie Schell

Company Name: Julie Schell
Street Address: 4726 Page Street
City, State, Zip: Austin, Texas 78723
Contact Name: Julie Schell
Contact Phone Number: 917-319-9741
Contact Email Address: julie@julieschell.com

Category of Service Provided: Academic Educational Consultant
Target Audience: Waco ISD staff, leadership and students
Description of Services: Design Thinking studio workshop and training for one day for 20-30 Atlas Academy teachers and students. Use design thinking expertise to determine a human-centered vision for Atlas and work toward a strategy for aligning systems to reach that unified vision. To include workshop completion/training certificate.
Pricing: \$10,000 for 30-person max full day workshop.

LJ Centini & Associates, LLC

Company Name: LJ Centini & Associates, LLC
Street Address: 4327 Woodlark Lane
City, State, Zip: Charlotte, NC 28211
Contact Name: Luciano Centini
Contact Phone Number: 434-227-6615
Contact Email Address: Lou.centini@gmail.com
Category of Service Provided: Professional/Staff Development Training
Target Audience: School Principals and District Senior Leaders
Description of Services: Design and deliver a full day of professional development. The topics covered will be leading and implementing strategic change and transformational leadership. The learning methodology will be highly interactive and engaging. We will work through a case study of a leader who transformed a hospital that was troubled to one of sustained excellence. The case study will be followed by an application to the participants' education environment. We will also do a hands-on intensive computer-based simulation on implementing large scale organizational change. The simulation will be followed by a reflection exercise where the participants will internalize the lessons for broader application.
Pricing: The fee structure consists of three elements: 1) Consulting fee for designing and delivering a full day of professional development; 2) A per person simulation fee, which is a strict pass through to the simulation firm; 3) Reimbursement for travel.

Pamela Rodriguez

Company Name: Pamela Rodriguez
Street Address: 2109 Lincoln Ct.
City, State, Zip: Belton, TX 76513
Contact Name: Pamela Rodriguez
Contact Phone Number: 361-701-9775
Contact Email Address: pamelasrodriguez@yahoo.com
Category of Service Provided: Academic Educational Consultant
Target Audience: Educators, primarily secondary teachers
Description of Services: Provide professional learning. Help teachers develop pacing guides and year at a glance that align with the district's academic calendar. Teach engaging strategies aligned to standards. Develop formative and summative assessment techniques.

Assist teachers with conferring strategies. Consult with teachers or teacher teams for professional learning. Facilitate learning for teaching professionals. Provide learning scaffolds to reach all learners

Pricing: Daily Rate for Presenter \$675, Meals (\$10/meal) \$30.00, Mileage (90 miles roundtrip, \$.58/mile) \$52.20, Total \$757.20

Phillip Taylor

Company Name: Phillip Taylor
Street Address: 1305 Webberville Road
City, State, Zip: Austin, TX 78721
Contact Name: Phillip Taylor
Contact Phone Number: 254-223-2574
Contact Email Address: PJTaylor254@gmail.com
Category of Service Provided: Fine Arts Services (Band, Choir, Theatre)
Target Audience: Fine Arts Services - UIL Theatre One-Act Play judging, clinics, clinicians, and consultant
Description of Services: UIL One Act Play Judge, Clinic/clinician, Theatre Consultant

Pricing: \$125/hour or negotiable

WorldStrides (Lakeland Tours, LLC)

Company Name: Lakeland Tours LLC dba WorldStrides
Street Address: 218 West Water Street, Suite 400
City, State, Zip: Charlottesville, VA 22902
Contact Name: Neal Steinken
Contact Phone Number: 866 534-2980
Contact Email Address: neals@worldstrides.org
Category of Service Provided: Educational Activity Provider for Students
Target Audience: Middle School students and their families
Description of Services: Educational travel services as part of a travel program to Washington DC and area
Pricing: All- inclusive pricing of \$1999 per participant includes transportation, hotel accommodations, all meals, admissions, guided sightseeing, all taxes and gratuities, accident, medical and dental insurance while on trip, educational materials and instruction.

Waco Independent School District

Board of Trustee Meeting Agenda Item

Date: January 19, 2023

Contact Person: S. Smith

RE: Purchases over \$50,000 Under Pre-Existing Bid, Purchasing Cooperative, or Allowed Professional Service

=====

Background Information:

In April 2020, the Board approved a change in Board Policy CH (Local) that requires all purchase requests over \$50,000 to be approved by the Board of Trustees prior to being made. These purchases will be made under a pre-existing bid or purchasing cooperative. The following purchase requests have been made as of January 19, 2023:

Purchasing Cooperatives:

- Education Advanced - \$62,426.00 – Cardonex implementation, training & technical assistance including setup integration and subscription – Buy Board Cooperative Contract # 661-22, Technology, Equipment, Products, Services, and Software.

Fiscal Implications:

The cost of these goods and services will be charged to the appropriate departmental budget.

Administrative Recommendation(s):

The Administration recommends that the Board of Trustees approve the purchase requests over \$50,000, as presented.

Waco Independent School District

Board of Trustee Meeting Agenda Item

Date: January 19, 2023

Contact Person: S. Smith/D. Lopez

RE: Interlocal Agreement between Waco ISD and Education Service Center (ESC), Region 10, to Provide a 457(b) FICA Alternative Plan

=====

Background Information:

Education Service Center (ESC), Region 10 has formed a Purchasing Cooperative on behalf of Cooperative members in an effort to streamline the purchasing process for both the vendors and the member Districts. By utilizing this Purchasing Cooperative, Waco Independent School District can be granted services which are provided in the 457(b) FICA Alternate Plan.

Authority, for such services, is granted under sections 791.001 through 791.015 and 791.025 of the Government Code, V.T.C.A. as amended.

The ESC Region 10 serves to provide the following services:

- Organizational and administrative structure of the program, including a Trust for investment of Plan funds, oversee the investments of the Trust, and provide a Plan document to the Employer.
- Investment Advisor to oversee the investments of the Plan and Trust and to accept fiduciary responsibility for the selection of the investments of the Plan and Trust.
- Staff time necessary for efficient operation of the program.
- Initiate and implement activities related to the vendor(s) selection process.
- Facilitate the delivery of the services purchased.

Fiscal Implications:

There is no membership fee, to the District, for joining this Cooperative

Administrative Recommendation(s):

The Administration recommends approval of this Interlocal Agreement between Waco ISD and Education Service Center (ESC) Region 10, as presented.

**INTERLOCAL AGREEMENT
Education Service Center Region 10**

Contracting Parties

Education Service Center Region 10 (ESC Region 10)

and

Waco Independent School District (the "Employer")

This agreement is effective January 20, 2023 ("Effective Date") and shall remain in effect for the period beginning with the Effective Date and twelve (12) months thereafter ("Term"). This agreement shall continue unchanged for successive twelve month periods following the Term unless either party gives written notice to the other party of the intent to terminate prior to ninety (90) days before the end of the Term.

Statement of Services to be Performed: Provide a **457(b) FICA Alternative Plan ("Plan")** to the Employer through the ESC Region 10 FICA Alternative Plan and Trust.

Authority for such services is granted under sections 791.001 through 791.015 and 791.025 of the Government Code, V.T.C.A. as amended.

Role of ESC Region 10

1. Provide for the organizational and administrative structure of the program, including a Trust for investment of Plan funds, oversee the investments of the Trust, and provide a Plan document to the Employer.
2. Provide for an Investment Advisor to oversee the investments of the Plan and Trust and to accept fiduciary responsibility for the selection of the investments of the Plan and Trust.
3. Provide staff time necessary for efficient operation of the program.
4. Initiate and implement activities related to the vendor(s) selection process.
5. Facilitate the delivery of the services purchased.

Role of the Member School Employer:

1. Commit to participate in the program as indicated by an authorized signature in the appropriate space below.
2. Designate a contact person for the cooperative.
3. Commit to purchase the services designated herein when it is in the best interest of the Employer.
4. Accept the services from vendor(s) in accordance with standard procedures of the Employer.

5. Pay vendor(s) in a timely manner for all goods and services received, which shall include timely forwarding of participating employees' payroll deduction contributions to the Plan.
6. Supply payroll data in good order to the vendor(s).
7. Require employees to participate in the Plan and/or make the Plan available to employees as agreed in the Employer's Plan Document and Adoption Agreement.
8. Make Employer contributions to the Plan, if any, as agreed in the Employer's Plan Document and Adoption Agreement.

This agreement shall not cover any existing plan(s) sponsored by the Employer under Section 457 of the Internal Revenue Code and neither ESC Region 10 nor any of the vendors participating in the Plan and Trust shall have any responsibility whatsoever for such existing plan(s).

Authorization:

Please send a copy of the signed Interlocal Agreement to TCG Administrators at onboard@tcgservices.com.

Employer: Waco ISD

Education Service Center Region 10

By _____
Authorized Signature

By _____
Authorized Signature

Dr. Susan Kincannon
Superintendent

Executive Director
Title

Date

Date

Tammy Boyett
Contact Person

Dr. Gordon Taylor
Contact Person

Supervisor of Benefits, Risk Management, and Leave
Title of Contact

972-358-1000
Telephone Number

501 Franklin Avenue
Street Address

Waco, TX 76701
City, State, Zip Code

tammy.boyett@wacoisd.org
E-mail Address

254-755-9547
Telephone Number

Waco Independent School District

Board of Trustee Meeting Agenda Item

Date: January 19, 2023

Contact Person: Gloria Barrera

RE: Approval of Change Order #3 for Time Extension for Child Nutrition Services Walk-In Cooler/Freezer Project

=====

Background Information:

In January of 2022, the Board awarded CSP # 20-1199, CNS Walk-in Cooler/Freezer Infrastructure Project to HCS Inc. General Contractors. The contract contained a substantial completion date of July 25, 2022.

However, due to manufacturing and shipping delays of the Walk-In Cooler/freezer provided by Mission Restaurant Supply, a separate contractor, the completion of the project has been delayed. HCS Inc. has requested a one hundred and eighty-six (186) day extension to the original date bringing the substantial completion date to January 27, 2023.

Fiscal Implications:

There is no increase or decrease in cost related to this Change Order.

Administrative Recommendation(s):

The Administration recommends that the Board of Trustees approve Change Order #3 and authorize the Superintendent to execute the change order as presented.



AIA[®] Document G701[™] – 2017

Change Order

PROJECT: *(Name and address)*
CNS Walk-In Cooler Freezer (GC)
2025 S. 19th St.
Waco, TX 76706

CONTRACT INFORMATION:
Contract For: General Construction
Date: November 24, 2021

CHANGE ORDER INFORMATION:
Change Order Number: 003
Date: 12/13/22

OWNER: *(Name and address)*
Waco Independent School District
501 Franklin Avenue
Waco, TX 76701

ARCHITECT: *(Name and address)*
O'Connell Robertson
811 Barton Springs Road.
Suite 900
Austin, TX 78704

CONTRACTOR: *(Name and address)*
HCS Inc. General Contractors
365 Wayside Drive
Waco, Texas 76705

THE CONTRACT IS CHANGED AS FOLLOWS:

(Insert a detailed description of the change and, if applicable, attach or reference specific exhibits.

Due to manufacturing and shipping delays from the Walk-In Cooler / freezer provided by Mission Restaurant Supply, the owner's contractor, HCS Inc's scope of work has been delayed on the critical path of substantial completion. Refer to the attached supporting documentation provided by HCS Inc.

The original Contract Sum was	\$	1,051,862.00
The net change by previously authorized Change Orders	\$	0.00
The Contract Sum prior to this Change Order was	\$	1,051,862.00
The Contract Sum will be unchanged by this Change Order in the amount of	\$	0.00
The new Contract Sum including this Change Order will be	\$	1,051,862.00

The Contract Time will be increased by One hundred eighty- six (186) calendar days
The new date of Substantial Completion will be January 27, 2023

NOT VALID UNTIL SIGNED BY THE ARCHITECT, CONTRACTOR AND OWNER.

O'Connell Robertson
ARCHITECT *(Firm name)*


SIGNATURE

Jaiy Braulick, CA
PRINTED NAME AND TITLE

12/13/22
DATE


HCS Inc. General Contractors
CONTRACTOR *(Firm name)*


SIGNATURE

Mike Ballerino
PRINTED NAME AND TITLE

12/13/22
DATE

Waco Independent School District
OWNER *(Firm name)*


SIGNATURE

Dr. Susan Kincannon, Superintendent
PRINTED NAME AND TITLE

DATE



July 19, 2022

HCS, Inc
Mike Ballerino, Director
365 Wayside Drive
Waco, TX 76705

Re: Waco Independent School District Child Nutrition Services

Dear Mr. Ballerino:

We have been evaluating the work at the Waco Independent School District's Child Nutrition Services project of HCS, Inc in accordance with the contract documents as well as the executed agreement. We find the stage of construction progress to be in deviation with the originally submitted construction schedule and anticipate your company will be in default of the July 25, 2022 substantial completion date.

You are hereby put on official notice to put into place corrective actions as required by the executed AIA A201-2017 Article 3.10.4. This may include a recovery schedule and a program describing the additional manpower, overtime, material expediting, resequencing of the Work and other steps Contractor shall take to meet the requirements of the Contract at no additional cost to the owner.

Your response and proposed plan shall be provided no later than July 25, 2022 to provide the Owner and Architect with an opportunity to review the proposed plan at the subsequent Owner-Architect-Contractor meeting.

Should you have any questions or wish to discuss, please reach out.

Jarrod Sterzinger, AIA, LEED AP
Principal

Austin
811 Barton Springs Rd, Suite 900
Austin, TX 78704
512.478.7286

San Antonio
4040 Broadway, Suite 300
San Antonio, Texas 78209
210.224.6032

Houston
700 Milam, Suite 1300
Houston, Texas 77002
713.487.1583

oconnellrobertson.com



July 25, 2022

Re: Waco Independent School District Child Nutrition Services
CSP#21-1199

Mr. Sterzinger,

We are in receipt of the notice letter issued to HCS Inc on July 19, 2022
Please know the delays of the contract, are a direct result of Manufacturing delays and materials and raw manufacturing product availability. The ATS switch and Generator and Freezer/Cooler unit is Owner provided and has been delayed as a direct result, HCS Inc is not able to complete the portion of work associated with the contract, Please understand HCS Inc will have several scope to complete once the Owner provided items have been completed/installed, HCS Inc. will provide a draft scheduled with timelines for each scope. HCS Inc. also has requested a No Cost TER to be granted for record of delays outside of our contract and scope of control..

- Wall panels units (First ship date 9/7/22)
- Wall panels units (Second ship date 9/18/22) *with a 30 day install schedule provided by WISD's contractor.*
- ATS ship date 10/21/22
- Generator ship date 12/22/22


Very Respectfully,

Mike Ballerino - Director

HCS Inc. Commercial General Contractor

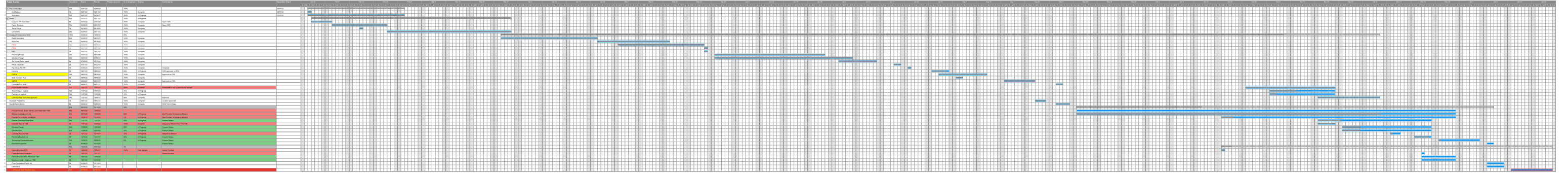
Cell: 254-715-3264

Email:mikeb@hcs-gc.com

Office: 254-829-3200 Ext.206

Fax: 254-829-3201

WISD CNS WALK-IN COOLER PROJECT





11/10/2022

To whom it may concern:

Regarding Waco ISD Child Nutrition Services Walk-in Cooler/Freezer Project:

Due to unprecedented circumstances, American Panel Corporation, the walk-in cooler / freezer manufacturer, experienced many production delays. The materials for this project were not received in full from American Panel Corporation until the end of October.

Mission Restaurant Supply is communicating with HCS Construction on a daily basis to expedite completion of this project.

We appreciate Waco ISD understanding this situation and continuing to work with us as we have in the past. It is our commitment to complete this project as quickly as coordination with other trades and scheduling will allow. It is imperative that the remaining work from all trades is done in the proper sequence to ensure that this project is completed, and the end result is a job well done.

Best Regards,

A handwritten signature in black ink, appearing to read "Francisco Herrera", written in a cursive style.

Francisco Herrera



Versatile, Dependable Walk-ins and Blast Chillers

RE: #56175 – WACO ISD

To Whom It May Concern,

Due to vendor supply chain issues with heated glass needed for view window in door panel, the ship-date of this walk-in doors will be delayed. Unfortunately, as APC has no firm information from our vendor regarding specific arrival date of these needed components, we are not able to advise a firm revised ship-date at this time. We continue to explore all avenues to alleviate this supply issue, but to this point have not had success. We will continue to update you as soon as we learn anything further regarding this issue.

Should you have any questions, please feel free to contact us directly.

Sincerely,

A handwritten signature in blue ink that reads "Benjamin Frosser".

Territory Manager
American Panel Corporation



Versatile, Dependable Walk-ins and Blast Chillers

RE: #56175 – WACO ISD

To Whom It May Concern,

There were many factors that led to shipment delays on this project. As with many industries, our supply chains have experienced a myriad of issues that caused delays on this project. Due to vendor supply chain issues with heated glass needed for view window in door panel the door panels were delayed in completion. Additionally, since Early 2021, one of our base components (Urethane Foam) has been on Force Majeure from suppliers which has led to manufacturing delays across the board. To complicate matters further, as this project was nearing completion, we were forced to shut the factory doors for multiple days due to impacts from Hurricane Ian. American Panel always strives to get each project delivered as soon as possible, but unfortunately many factors are in-play from outside vendors that are causing delays with production.

Sincerely,

A handwritten signature in blue ink that reads "Benjamin Prosser".

Ben Prosser
Internal Sales Manager
American Panel Corporation



July 19, 2022

Mission Restaurant Supply
Sonny Gabriel, Supervisor
6509 N Lamar Blvd
Austin, TX 78752

Re: Waco Independent School District Child Nutrition Services

Dear Mr. Gabriel:

Austin
811 Barton Springs Rd, Suite 900
Austin, TX 78704
512.478.7286

San Antonio
4040 Broadway, Suite 300
San Antonio, Texas 78209
210.224.6032

Houston
700 Milam, Suite 1300
Houston, Texas 77002
713.487.1583

oconnellrobertson.com

We have been evaluating the work at the Waco Independent School District's Child Nutrition Services project of Mission Restaurant Supply in accordance with the contract documents as well as the executed agreement. We find the stage of construction progress to be in deviation with the originally submitted construction schedule and anticipate your company will be in default of the July 25, 2022 substantial completion date.

You are hereby put on official notice to put into place corrective actions as required by the executed AIA A201-2017 Article 3.10.4. This may include a recovery schedule and a program describing the additional manpower, overtime, material expediting, resequencing of the Work and other steps Contractor shall take to meet the requirements of the Contract at no additional cost to the owner.

Your response and proposed plan shall be provided no later than July 25, 2022 to provide the Owner and Architect with an opportunity to review the proposed plan at the subsequent Owner-Architect-Contractor meeting.

Should you have any questions or wish to discuss, please reach out.

Jarrod Sterzinger, AIA, LEED AP
Principal

Melissa Harris

From: Francisco Herrera <FranciscoH@missionrs.com>
Sent: Wednesday, November 9, 2022 2:12 PM
To: Michael Tyra; Alexander Villanueva
Cc: Duane Moeller
Subject: FW: Waco ISD CNS - Mission Restaurant Supply Notice of Delay
Attachments: 2022_0719_Notice of Delay to Contractor Mission Restaurant Supply.pdf; Book1.xlsx; RE: Waco ISD CNS - Mission Restaurant Supply Notice of Delay; RE: Waco ISD CNS - Mission Restaurant Supply Notice of Delay

Hello Mike / Alex,

Thanks so much for your time today for the meeting. I really think this was very productive. In regards of the letter you sent out asking for reasons for the delays please see threads of email below as well as third and fourth attached emails. The very first one was emailed to the wrong person and we were not aware of this letter until Elvira sent out a reminder and I was copied on that one and therefore we responded immediately with the corrections to be made.

Also, we are working on the updated work schedule per our today's visit / meeting on site. Again, thanks so much for your support and please confirm you have received this email with respective attachments. Thank you.

P.S. I couldn't find Jay's email address so I did not copy him.

From: Francisco Herrera
Sent: Wednesday, August 17, 2022 10:31 AM
To: 'Elvira Avila' <eavila@oconnellrobertson.com>; Sonny Gabriel <SonnyG@missionrs.com>; Duane Moeller <DuaneM@missionrs.com>
Cc: michael.tyra@wacoisd.org; alexander.villanueva@wacoisd.org; gloria.barrera@wacoisd.org; Jarrod Sterzinger <jsterzinger@oconnellrobertson.com>
Subject: RE: Waco ISD CNS - Mission Restaurant Supply Notice of Delay

Hello Elvira,

Per first attached file and email below, please see second attached file which shows our corrective actions regarding the work schedule.

Thanks for your support and have a great day.

Thanks for your time & attention,

FRANCISCO HERRERA
Equipment & Supply Specialist
Mission Restaurant Supply
6509 N. Lamar Blvd., Austin, TX 78752
Phone: 512-389-1705 ext.: 2425 | Cell: 512-739-2206 | Fax: 512-389-1746 www.MissionRS.com | Email:
franciscoh@missionrs.com



From: Elvira Avila <eavila@oconnellrobertson.com>
Sent: Friday, August 12, 2022 2:55 PM
To: Sonny Gabriel <SonnyG@missionrs.com>; Francisco Herrera <FranciscoH@missionrs.com>
Cc: michael.tyra@wacoisd.org; alexander.villanueva@wacoisd.org; gloria.barrera@wacoisd.org; Jarrod Sterzinger <jsterzinger@oconnellrobertson.com>
Subject: RE: Waco ISD CNS - Mission Restaurant Supply Notice of Delay

[EXTERNAL EMAIL] Please note that this email is from an external source. Exercise caution regarding links and attachments.

Hello Sonny & Francisco,

I am following up with you on the review of Notice of Delay. Provide your corrective actions as per your contract.

Thank You,

Elvira Avila

512.478.7286 | AUSTIN

210.224.6032 | SAN ANTONIO

713.487.1583 | HOUSTON



Bringing value through creative problem solving and design.
www.oconnellrobertson.com

From: Jarrod Sterzinger <jsterzinger@oconnellrobertson.com>
Sent: Tuesday, July 19, 2022 8:40 PM
To: sonnyg@missionrs.com
Cc: Elvira Avila <eavila@oconnellrobertson.com>; michael.tyra@wacoisd.org; alexander.villanueva@wacoisd.org; gloria.barrera@wacoisd.org
Subject: Waco ISD CNS - Mission Restaurant Supply Notice of Delay

Evening Sonny,

We have been evaluating the work at the Waco Independent School District's Child Nutrition Services project of HCS, Inc. in accordance with the contract documents as well as the executed agreement. The attached letter provides official notice of a project delay and requirement to provide a plan for corrective action. As you review the attached letter, let us know if you have any questions. We can additionally discuss at tomorrow's OAC meeting.

Jarrod Sterzinger, AIA, LEED AP, Principal

512.478.7286 | AUSTIN

210.224.6032 | SAN ANTONIO

713.487.1583 | HOUSTON



Bringing value through creative problem solving and design.
www.oconnellrobertson.com

WACO ISD - CHILD NUTRITION WALK-IN SCHEDULE

Waco ISD child nutrition walk-in schedule	9/12-9/16	10/10-10/17	11/07-11/14	11/15-11/21	11/22-11/25	11/28-12/02	12/05-12/07	12/12-12/23	12/26-12/30
MRS Receive first shipment from American Panel on site - 4 men									
MRS install metal channel and screeds in pit - 4 men									
MRS install wall panels - 6 men									
MRS install wall supports - 6 men									
MRS Receive 2nd shipment from American Panel - 6 men									
HCS provide and install visqueen and insulation in pit									
MRS install Columns, I beams, roof panels - Small Freezer (including foam insulation)									
MRS install Columns, I beams, roof panels - Big Freezer (including foam insulation)									
HCS pour concrete									
MRS will work on the big cooler: beams, take off insulation.									
MRS roof done big cooler / start working on the front (foam insulation)									
HCS pour concrete									
MRS Install Refrigeration and HVAC - 2 refrigeration crews and helpers									
MRS install roof membrane - Done Right Roofing (Duralast contractor)									
HCS install Lights and electric									
MRS install pallet racks									
MRS start up and punch list									

Waco Independent School District

Board of Trustee Meeting Agenda Item

Date: January 19, 2023

Contact Person: Elizabeth Cox

RE: Set Trustee General Election for District 3, Place 3 and At Large, Place 7, for Saturday, May 6, 2023, and Approve the Order of Election

Establecer la Elección General para el Distrito 3, Lugar 3 y En General, Lugar 7 para el sábado, 1 de mayo, del 2021, y Aprobar la Orden de la Elección

=====

Background Information:

The McLennan County Elections Office has prepared the attached order for an election to be held on Saturday, May 6, 2023, to elect candidates to three-year terms representing District 3, Place 3 and At-Large, Place 7 on the Waco ISD Board of Trustees.

The filing period for District 3 and At Large, Place 7 started on Jan. 18 and ends at 5 p.m. on Feb. 17. (Write-in candidates for District 3 and At Large, Place 7 may submit a declaration of candidacy through 5 p.m. on Feb. 21.)

Applications for a place on the ballot for both positions can be filed in the Superintendent’s Office on the 10th Floor of the Waco ISD Administration Building at 501 Franklin Avenue between 8 a.m. and 5 p.m. Monday through Friday. Applications can also be filed by mail or by email.

Waco ISD will participate in a joint election with Bellmead, Beverly Hills, Crawford, Gholson, Hewitt, Lacy Lakeview, Lorena, Mart, McGregor, Waco, Woodway, Bosqueville ISD, Connally ISD, Crawford ISD, Gholson ISD, La Vega ISD, Lorena ISD, Mart ISD, McGregor ISD, Midway ISD, Waco ISD, and McLennan Community College to be conducted by the McLennan County Elections Office. Some entities may cancel uncontested elections.

A list of early voting sites and Election Day vote centers is included with the order. Ballots for all participating entities will be available at all early voting sites and Election Day vote centers.

Early voting will take place April 24-29 and May 1-2.

Election Day is May 6.

Fiscal Implications:

Funds to pay for the election services contract with the county are included in 2022-2023 budget.

Administrative Recommendation(s):

Set the election and approve the Order of Election, as presented.

**ORDER OF GENERAL ELECTION
(ORDEN DE LA ELECCIÓN GENERAL)**

An election is hereby ordered to be held on May 6, 2023, for voting in a General Election to elect one (1) person for each position to serve the full term of three (3) years for two (2) School Board Members (District 3, Place 3 and At-Large Member, Place 7) for the Waco Independent School District.

(Por la presente se ordena que se llevará a cabo una elección el 6 de mayo de 2023, para votar en una elección general para elegir una (1) persona para que sirvan los termino completos de tres (3) años para los dos (2) miembros de junta de regentes (distrito 3, lugar número 3 y miembro en general) para del distrito escolar independiente de Waco.)

The execution of a Joint Election Agreement with Bellmead, Beverly Hills, Crawford, Gholson, Hewitt, Lacy Lakeview, Lorena, Mart, McGregor, Waco, Woodway, Bosqueville ISD, Connally ISD, Crawford ISD, Gholson ISD, La Vega ISD, Lorena ISD, Mart ISD, McGregor ISD, Midway ISD, Waco ISD, and McLennan Community College is hereby authorized and approved.

(La ejecución de un acuerdo de elección conjunta con Bellmead, Beverly Hills, Crawford, Gholson, Hewitt, Lacy Lakeview, Lorena, Mart, McGregor, Waco, Woodway, Bosqueville ISD, Connally ISD, Crawford ISD, Gholson ISD, La Vega ISD, Lorena ISD, Mart ISD, McGregor ISD, Midway ISD, Waco ISD, y McLennan Community College se autoriza y aprueba.)

**LOCATION(S) OF POLLING PLACES
(DIRECCIÓN(ES) DE LAS CASILLAS ELECTORALES)**

**See attached List
(Véase la lista adjunta)**

Early Voting by personal appearance will be conducted at:
(La votación adelantada en persona se llevará a cabo todos los días en:)

**Early Voting Sites:
(Lugares de votación adelantada)**

McLennan County Elections Administration Office (Main Early Voting Site)

Records Building (Basement)
214 North 4th Street, Suite 300
Waco, TX 76701

Robinson Community Center

106 W. Lyndale Avenue
Robinson, TX 76706

Waco Multi-Purpose Community Center

1020 Elm Avenue
Waco, TX 76704

West Waco Library

5301 Bosque Boulevard
Waco, TX 76710

Hewitt City Hall/Library

200 Patriot Court
Hewitt, TX 76643

The dates and times of Early Voting are:
(Los días y horas de votación adelantada son:)

Monday (lunes)	April 24, 2023 (24 de abril de 2023)	8:00 AM - 5:00 PM
Tuesday (martes)	April 25, 2023 (25 de abril de 2023)	8:00 AM - 5:00 PM
Wednesday (miércoles)	April 26, 2023 (26 de abril de 2023)	8:00 AM - 5:00 PM
Thursday (jueves)	April 27, 2023 (27 de abril de 2023)	8:00 AM - 5:00 PM
Friday (viernes)	April 28, 2023 (28 de abril de 2023)	8:00 AM - 5:00 PM
Saturday (sabado)	April 29, 2023 (29 de abril de 2023)	7:00 AM - 7:00 PM
Monday (lunes)	May 1, 2023 (1 de mayo de 2023)	7:00 AM - 7:00 PM
Tuesday (martes)	May 2, 2023 (2 de mayo de 2023)	7:00 AM - 7:00 PM

Applications to vote by mail should be mailed to:
(Las solicitudes para poder votar por deben ser enviadas a:)

McLennan County Elections Administration
Mailing Address: P.O. Box 2450 Waco, Texas 76703-2450
Physical Address: 214 N. 4th Street, Suite 300 Waco, Texas 76701
Fax: (254) 757-5041
Phone: (254) 757-5043
ballotbymail@co.mclennan.tx.us
www.mclennanvotes.com

Applications for ballot by mail must be received no later than the close of business on April 25, 2023:
(Las solicitudes para votar por correo tendrán que ser recibidas antes del fin del día laboral el 25 de abril 2023:)

Issued this the _____ day of _____, 2023.
(Emitada el día _____ de _____ 2023.)

President, Waco ISD Board of Trustees
(presidente, junta de regentes de Waco ISD)

Signature of Board Member
(Firma del Director)

Signature of Board Member
(Firma del Director)

Signature of Board Member
(Firma del Director)

Signature of Board Member
(Firma del Director)

Signature of Board Member
(Firma del Director)

Signature of Board Member
(Firma del Director)

Signature of Board Member
(Firma del Director)

Signature of Board Member
(Firma del Director)

Signature of Board Member
(Firma del Director)

Signature of Board Member
(Firma del Director)

MAY 6, 2023 ELECTION DAY VOTE CENTERS

(6 de mayo de 2023 Centros de Voto Para el Día de las Elecciones)

Axtell School Athletic Meeting Room	312 W. Seley, Axtell
Bellmead Civic Center	3900 Parrish Street, Waco
Bruceville-Eddy ISD Special Events Center	1 Eagle Drive, Eddy
Carver Park Baptist Church	1020 E. Herring Avenue, Waco
Cesar Chavez Middle School	700 S. 15 th Street, Waco
Chalk Bluff Baptist Church	5993 Gholson Road, Waco
China Spring ISD Administration Bldg.	12166 Yankie Road, China Spring
Crawford High School	200 Pirate Drive, Crawford
Dewey Community Center	925 N. 9 th Street, Waco
Fellowship Bible Church	5200 Speegleville Road, McGregor
Grace Church	4610 Bosque Boulevard, Waco
H. G. Isbill Junior High	305 S. Van Buren Street, McGregor
Heart of Texas Council of Governments	1514 S. New Road, Waco
Hewitt First Baptist Church	301 S. 1 st Street, Hewitt
Hewitt City Hall/Library	200 Patriot Court, Hewitt
Holy Spirit Episcopal Church	1624 Wooded Acres Drive, Waco
Lacy Lakeview Civic Center	505 E. Craven Avenue, Waco
Lake Shore United Methodist Church	3311 Park Lake Drive, Waco
Lorena First Baptist Church	307 E. Center Street, Lorena
Mart Community Center	804 E. Bowie Avenue, Mart
MCC Conference Center	4601 N. 19 th Street, Waco
Moody First United Methodist Church	500 6 th Street, Moody
Riesel ISD Urbantke Gymnasium	702 E. Frederick Street, Riesel
Robinson Community Center	106 W. Lyndale Avenue, Robinson
South Waco Library	2737 S. 18 th Street, Waco
Speegleville Baptist Church	469 Speegle Road, Waco
St. Louis Activity Center (Windsor Ave. Parking)	2415 Cumberland Avenue, Waco
The Venue at First Woodway Baptist Church	110 Ritchie Road, Woodway
University High School	3201 S. New Road, Waco
Waco Convention Center	100 Washington Avenue, Waco
Waco Multi-Purpose Community Center	1020 Elm Avenue, Waco
West Waco Library	5301 Bosque Blvd., Waco
West Community Center	200 Tokio Road, West
Woodway City Hall	922 Estates Drive, Woodway

**WACO INDEPENDENT SCHOOL DISTRICT
BOARD MEETING MINUTES**

Regular Meeting, December 15, 2022 - 6:00 p.m.
WISD Administration Offices Board Room

BOARD MEMBERS PRESENT

Stephanie Korteweg
Jose Vidana
Jeremy Davis
Keith Guillory
Emily Iazzetti
Angelo Ochoa
Jonathan Grant

BOARD MEMBERS ABSENT

None

CALL TO ORDER

Stephanie Korteweg, Board President, called the meeting of the Waco Independent School District Board of Trustees to order at 6:00 p.m. She stated that a quorum of Board members was present, that the meeting had been duly called, and that the notice of the meeting had been posted in accordance with the Texas Open Meetings Act, Texas Government Code Chapter 551.

**SPECIAL STUDENT HOLIDAY PERFORMANCE BY THE HILLCREST
ELEMENTARY SHOWTIME COMPANY**

CITY OF WACO PROCLAMATION

The City of Waco Mayor Pro Tem, Josh Borderud, presented a Proclamation that December 15, 2022, is Paula Hoover Day in the City of Waco. Students and board members joined her for a celebratory photo for the recognition of her 30 years of service to Waco ISD.

MOMENT OF SILENCE AND PLEDGE OF ALLEGIANCE

SPECIAL RECOGNITIONS

Pledge Leaders

Kailee Moya and Annie Uecker, students from Tennyson Middle School, led the pledge of allegiance.

Dave Campbell's Coach of the Week

University High School Head Football Coach, Kent Laster, was recognized by Dave Campbell's Texas Football as 5A Coach of the Week during the 2022-2023 season.

University High School Trojans

The University High School Trojans clinched a playoff berth for the first time since 2009 and ended the season as the 5A division II Bi-District Champions. The team's six wins this season are the most recorded since 2009.

Thespian National Qualifiers

The following students scored a superior rating at the Texas Thespian State Festival, qualifying them for nationals this summer:

Waco High School

Lily Howell and Lydia Allen - Duet Acting
Helen Goodman - Solo Musical
Andrew Eggers - Solo Musical
Deborah Hammond - Solo Musical
Briana Acevedo - Stage Management
De'asia Lee - Stage Management

University High School

Tay'rel Thompson - Monologue
Jimesha Pringle - Monologue
Avion Anderson - Monologue
Jordyn Ward - Monologue
Daisy Barco - Stage Management

Drums Along the Brazos

University High School student Nick Ashby won an Outstanding Soloist award at the Drums Along the Brazos competition.

Parents as Teachers

Waco ISD Parents as Teachers has recently earned a prestigious endorsement from the Parents as Teachers National Center as a Blue-Ribbon Affiliate, making it one of the top-performing home visiting affiliates within the Parents as Teachers' international network.

Community Partner Award

McLennan County Pack of Hope was recognized as the Outstanding Community Partner.

PUBLIC COMMENTS ON AGENDA ITEMS

Public Comments were made by Judge James Lee, Tracy Fletcher, Patricia Chisolm-Miller, Arnesha Linville, Pam Cooper, and Hope Mustakim.

SUPERINTENDENT'S REPORT

Holiday Performances

Dr. Kincannon shared that in the three weeks since Thanksgiving break there have been more than 50 events/performances showcasing the talents of our students and staff.

INFORMATION ITEMS/REPORTS

- Monthly and Quarterly Financial Reports for the Period Ended November 20, 2022
- Report on gifts to Waco ISD

CONSENT AGENDA; CONSIDER AND TAKE APPROPRIATE ACTION

- Amendments to the 2022-2023 Budget
- Bid Award for Maintenance Supplies, Equipment, and Services
- Bid Award for Special Education Consulting Services
- Job Order Contract Renewal for Kitchen Equipment Repair Services
- Purchases Over \$50,000 under Pre-Existing Bid, Purchasing Cooperative, or Allowed Professional Services
- Allowance Expenditure Authorization ("AEA") to Address Costs of the Remediation of the Building Pad to Waco High School
- Approval of the Construction Manager At Risk (CMAR) Delivery Method for the New Kendrick Elementary School and the Renovation and Additions to South Waco Elementary School
- Allowance Expenditure Authorization to Address Costs of the Demolition of the Existing Performing Arts Center (PAC) at Waco High School
- Construction Materials Testing Services for Tennyson Middle School
- Approval of Administrator Contract
- Board of Trustee Meeting Minutes
 - Regular Meeting - November 17, 2022

The items "Allowance Expenditure Authorization ("AEA") to Address Costs of the Remediation of the Building Pad to Waco High School" and "Approval of Construction Manager At Risk (CMAR) Delivery Method for the New Kendrick Elementary School and

the Renovation and Additions to South Waco Elementary School” were pulled from the Consent Agenda for discussion.

Jose Vidana made a motion, seconded by Keith Guillory, to approve the Consent Agenda. The motion carried unanimously (7-0).

After discussion on the item “Allowance Expenditure Authorization (“AEA”) to Address Costs of the Remediation of the Building Pad to Waco High School,” Angelo Ochoa made a motion, seconded by Jonathan Grant, to approve the item. The motion carried unanimously (7-0).

After a discussion on the item “Approval of the Construction Manager At Risk (CMAR) Delivery Method for the New Kendrick Elementary School and the Renovation and Additions to South Waco Elementary School,” Jose Vidana made a motion, seconded by Angelo Ochoa, to approve the item. The motion carried unanimously (7-0).

REVIEW AND DISCUSS THE OPPORTUNITY CULTURE PROGRAM

Dr. Josie Gutierrez, Deputy Superintendent, facilitated a presentation on Waco ISD’s Opportunity Culture Program. Additional speakers included Melissa Cox, Director of Opportunity Culture; Lena Ortiz, Principal of Parkdale Elementary; and Kristina Munoz, Multi-Classroom Leader (MCL) at Kendrick Elementary.

ITEM REQUESTED BY TRUSTEES

Discuss Campus Safety: “Behavioral Stats for the District and what plans have been implemented to improve behaviors; Review Out-Of-School Suspension Rates, In-School Suspension Rates, and Violent Incident Reports for our Current School Year, the Last School Year (2020-2021), and the 2018-2019 School Year at Each of Our Schools, Drug Use on Campus, Violent Incidents Involving Staff and Students, Intruder or Outsider Reported on Campus, Data from 2018-2022 for Primary and Secondary Campuses”

Dr. Rachelle Warren, Assistant Superintendent of Student Services and Support, and Suzanne Hamilton, Executive Director for Student Services, presented the information requested by Trustees Davis and Guillory and answered questions.

“Discuss and Take Action Regarding Safety of the Design for Tennyson Middle School, G.W. Carver Middle School and Waco High School”

Jeremy Davis made a motion, seconded by Keith Guillory, to amend the design of Tennyson Middle School, G.W. Carver Middle School and Waco High School. After a lengthy discussion, Jeremy Davis requested a roll call vote.

Jonathan Grant - No
Jeremy Davis - Yes
Jose Vidana - No
Stephanie Korteweg - No
Emily Iazzetti - No
Keith Guillory - Yes
Angelo Ochoa - No

The motion failed (5-2).

ANNOUNCEMENTS

Elizabeth Cox, Chief of Staff, made the following announcements:

- Students/Staff Winter Break early release is Friday, December 16
- Staff returns on Monday, January 2
- Students return on Tuesday, January 3

CONSIDERATION OF PERSONNEL

- **Deliberate the Appointment, Employment, Evaluation, Reassignment, Duties, Discipline, or Dismissal of a Public Officer or Employee**
- **Hear a Complaint or Charge Against an Officer or Employee**

The Board of Trustees entered into closed session at 9:51 p.m.

The Board of Trustees reconvened in open session at 12:31 a.m.

ADJOURNMENT

The meeting adjourned at 12:31 a.m.

Waco Independent School District

Board of Trustee Meeting Agenda

Date: January 19, 2023

Contact Person: Dr. Ricky Edison

RE: Review and Discuss Student Attendance Update

=====

Background Information:

U.S. Department of Education data show at least 10.1 million students were chronically absent during the first full year of the COVID-19 pandemic. This data, collected for the 2020-21 school year, is a substantial increase from the approximately 8 million students chronically absent in the prior years.

According to Attendance Works (www.attendanceworks.org), “Chronic absence continued to surge during the next school year. Although national data has not yet been released for the 2021-22 school year, data already available from several states show rates doubled from those prior to the pandemic.”

The non-profit organization, focused on reducing chronic absences, discussed how the alarming increase in chronic absence has been occurring in tandem with significant declines in reading and math scores. Their research included long term trend data from the National Assessment of Educational Progress (NAEP), which showed the largest drop in decades: 9-year-old students scored 5 points lower in reading and 7 points lower in mathematics compared to peers in 2020.

Attendance Works also explained that NAEP results show that the students with the lowest scores reported challenges that create barriers to regularly showing up to school in virtual or hybrid settings. These students, according to the research, “had less access to a computer, the internet, a quiet place to work, daily support from a teacher and homework help.” They also stated, “If students lack the ability to access learning opportunities online, as well as assistance from school staff, they are more likely to fall behind academically, making it more difficult to show up when it is possible to return in person to class.”

The adverse social, emotional and academic impact of missing too much school is highest among students and families most affected by educational inequities. Left unaddressed, chronic absence will dramatically increase the number of students struggling with reading, writing and math and escalate dropout rates.

Following the pandemic, average daily attendance (ADA) rates in Waco ISD have dropped significantly. The District’s average daily attendance rate was 94.64% in the 2018-2019 school year, 94.21% in 2019-2020 (97.1% on TAPR due to hold harmless from TEA for COVID-19), 92.64% in 2020-2021, and 88.55% in 2021-2022.

With the addition of a Director of Student Attendance and Outreach Services funded with federal Elementary and Secondary School Emergency Relief (ESSER) grants, the District has increased its resources and focus on improving attendance rates.

This school year, campuses have shown improved attendance rates by implementing interventions, creating incentives, and focusing on root cause data to effect positive change. As a result, the district has shown improved attendance rates at all campuses.

The Board will receive a presentation on the District's efforts to improve attendance.

Fiscal Implications:

State funding is based on the district's Average Daily Attendance (ADA). In addition, \$568,644 in ESSER funds are dedicated to campus-based incentives.

Administrative Recommendation(s):

Report Only

WISD Attendance Update



106
January 19, 2023



How

are we doing
this year?

2021-2022
Attendance

88.55%

2022-2023
Attendance

91.67%

+3.12%





Attendance *highlights*

- In a day-to-day comparison with last year, we started the year with 48 consecutive days in which the district average was better than it was on that same day last year.
- University High School has had better attendance every single day than that exact day last year.
- Waco High School has only been lower on attendance on a few occasions that include the day after the hoax, Halloween, Veterans Day, etc.
- Every school has improved their attendance this year.



ELEMENTARY SCHOOLS

	2023	2022	Difference		2023	2022	Difference
Alta Vista	93.72	92.68	1.04	Kendrick	93.87	92.81	1.06
Bell's Hill	94.07	92.53	1.54	Lake Air	95.13	93.37	1.76
Brook Avenue	93.97	93.29	0.68	Mountainview	93.50	92.16	1.34
Cedar Ridge	92.09	92.04	0.05	Parkdale	93.78	92.03	1.75
Crestview	92.41	90.92	1.49	Provident Heights	94.05	92.15	1.90
Dean Highland	93.68	92.09	1.59	South Waco	92.08	90.52	1.56
Hillcrest	95.40	93.63	1.77	West Avenue	93.87	91.69	2.18
JH Hines	92.30	89.12	3.18				



MIDDLE, HIGH & SPECIALTY SCHOOLS

	2023	2022	Difference
Cesar Chavez	91.97	87.94	4.03
GW Carver	88.20	84.28	3.92
Indian Spring	90.63	88.24	2.39
Tennyson	93.09	89.61	3.48

	2023	2022	Difference
University High	90.14	82.71	7.43
Waco High	87.03	81.92	5.11
Brazos	68.05	61.25	6.80
Wiley	79.31	77.86	1.45
Challenge	83.92	78.85	5.07

	2023	2022	Difference
District Totals	91.67	88.55	3.12



ESSER *funding* [ATTENDANCE]



- We have allocated \$568,644 in ESSER funds for attendance.
- The funds have been distributed proportionally to campuses.
- ESSER funds have been used for various initiatives including:
 - Attendance incentives for students
 - Snacks for attendance rewards
 - Extra-Duty pay for employees to help with attendance



STRATEGIES *for* PROMOTING *great* ATTENDANCE

- Engage students and parents.
- Recognize good and improved attendance.
- Monitor attendance data.
- Provide personalized outreach to chronically absent students.



University High Attendance *Celebration*



113



Bell's Hill Elementary Attendance *Celebration*



Cesar Chavez Attendance Celebration



Kendrick Elementary Attendance *Celebration*



116



Parkdale Elementary Attendance *Celebration*





Preventative Attendance Strategies

- 9 PCLs across the district
- PCLs have a total salary cost of \$246,280.
- PCLs work with administrators to identify/monitor chronically absent students.
- PCLs implement Truancy Prevention Measures (TPMs) which include:
 - Phone calls
 - Home visits
 - Attendance success plans
 - Referrals to appropriate services
 - Mentoring
 - Truancy Court (last option)

