

**WACO INDEPENDENT SCHOOL DISTRICT
SPECIAL MEETING
WISD Conference Center
115 S 5th Street
Waco, Texas 76701**

Monday, November 15, 2021 - 6:00 PM

A Special Meeting of the Board of Trustees of Waco Independent School District will be held November 15 2021, beginning at 6:00 PM in the WISD Conference Center, 115 S 5th Street, Waco, Texas.

The subjects to be discussed or considered or upon which any formal action may be taken are listed below. Items do not have to be taken in the same order as shown on this meeting notice/agenda.

Unless removed from the consent agenda, items identified within the consent agenda will be acted on at one time.

AGENDA

1. **Call to Order**
2. **Public Comments on Agenda Items**
3. **Consider, Discuss and Take Appropriate Action Regarding Changes to Single-Member Trustee District Boundaries Following the 2020 Census**
Presenter: Mike Morrison, Legal Counsel for Redistricting
4. **Consider, Discuss and Take Appropriate Action Regarding Canvassing the Votes from the November 2, 2021, Bond Election**
Presenter: Kyle DeBeer
5. **Announcements**
6. **Adjournment**

Waco Independent School District
Board of Trustees Meeting Agenda Item

Date: November 15, 2021

Contact Person: Kyle DeBeer

RE: Consider, Discuss and Take Appropriate Action Regarding Changes to Single-Member Trustee District Boundaries Following the 2020 Census

=====

Background Information:

Board Policy BBB(LEGAL) requires that “a board shall redivide a district into the appropriate number of trustee districts if the census data indicates that the population of the most populous district exceeds the population of the least populous district by more than ten percent.” Following the 2020 Census, the population of the most populous single-member district, Trustee District 3, was 24,243, and the population of the least populous district, Trustee District 1, was 19,457. As a result, the board is required to adjust the boundaries of its single-member trustee districts to balance population.

On Sept. 9, Mike Morrison, who serves as the Board’s legal counsel for redistricting, presented an overview of the redistricting process and a working draft of the single-member trustee district boundaries that satisfied the legal requirements for redistricting.

An interactive Google Map showing the existing single-member trustee district boundaries and the initial working draft was provided to the board at <https://bit.ly/3mUs9La>. In that map, the existing boundaries are labeled as “2011 Trustee Districts,” and the initial working draft is labeled “2021 Working Draft One (v1).”

On Sept. 30, Mr. Morrison presented a revised version of the working draft, which returned an area bordered by 16th Street to the north, Gurley Lane to the west, Sarah Street to the south, and a line extending from Garden Drive to the east to District 3. In the Google Map, this revised working draft is labeled as “2021 Working Draft One (v2),” and in the following slides, it is referred to as the “Original draft.”

On Oct. 28, the Board held a public hearing to receive public input on the potential changes to the single-member trustee district boundaries.

Following that meeting, Trustee Davis proposed revising the working draft to move an area in Voting Precinct 18 from District 3 to District 1 and an area in Voting Precinct 13 from District 1 to District 3. In the Google Map, Trustee Davis’s proposal is labeled as “2021 Working Draft One (v3),” and in the following slides, it is referred to as the “Davis draft.”

In both the Original draft and the Davis draft, the boundaries between trustee districts split several voting precincts, which can complicate election administration. At this meeting, Mr. Morrison will present possible changes to both drafts to reduce the number of split voting precincts “with minimal impact on the maximum deviation from the ideal of the affected districts.”

Attached to this memo are population counts for the Original draft and the Davis draft as well as slides showing potential changes to reduce the number of split voting precincts in those drafts and population counts for each draft with those changes.

Fiscal Implications:

None

Administration Recommendations:

The Administration recommends that the Board consider adopting one of the two draft maps, which has been revised to reduce the number of split voting precincts.



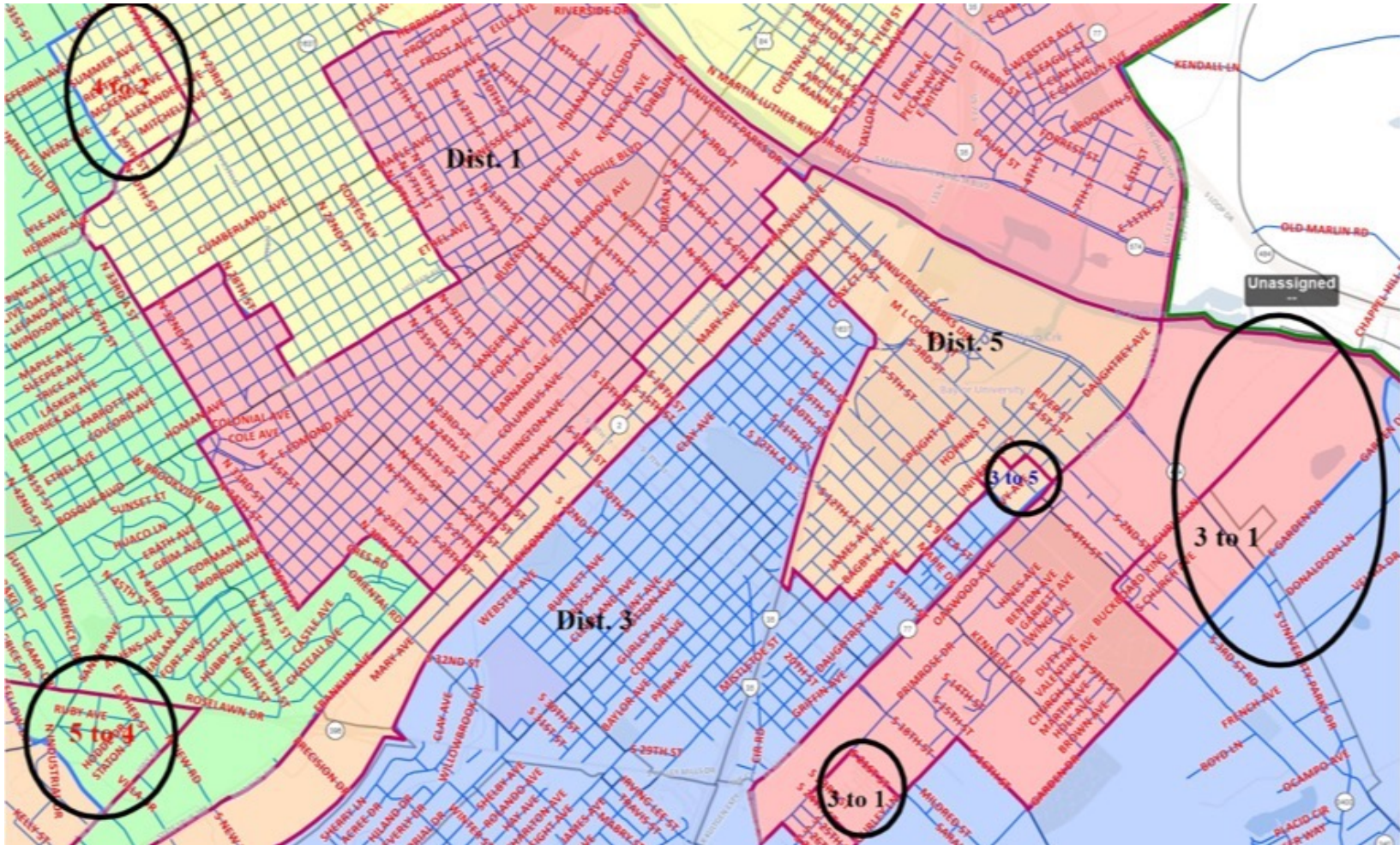
Waco Independent School District

Redistricting Plans

November 15, 2021

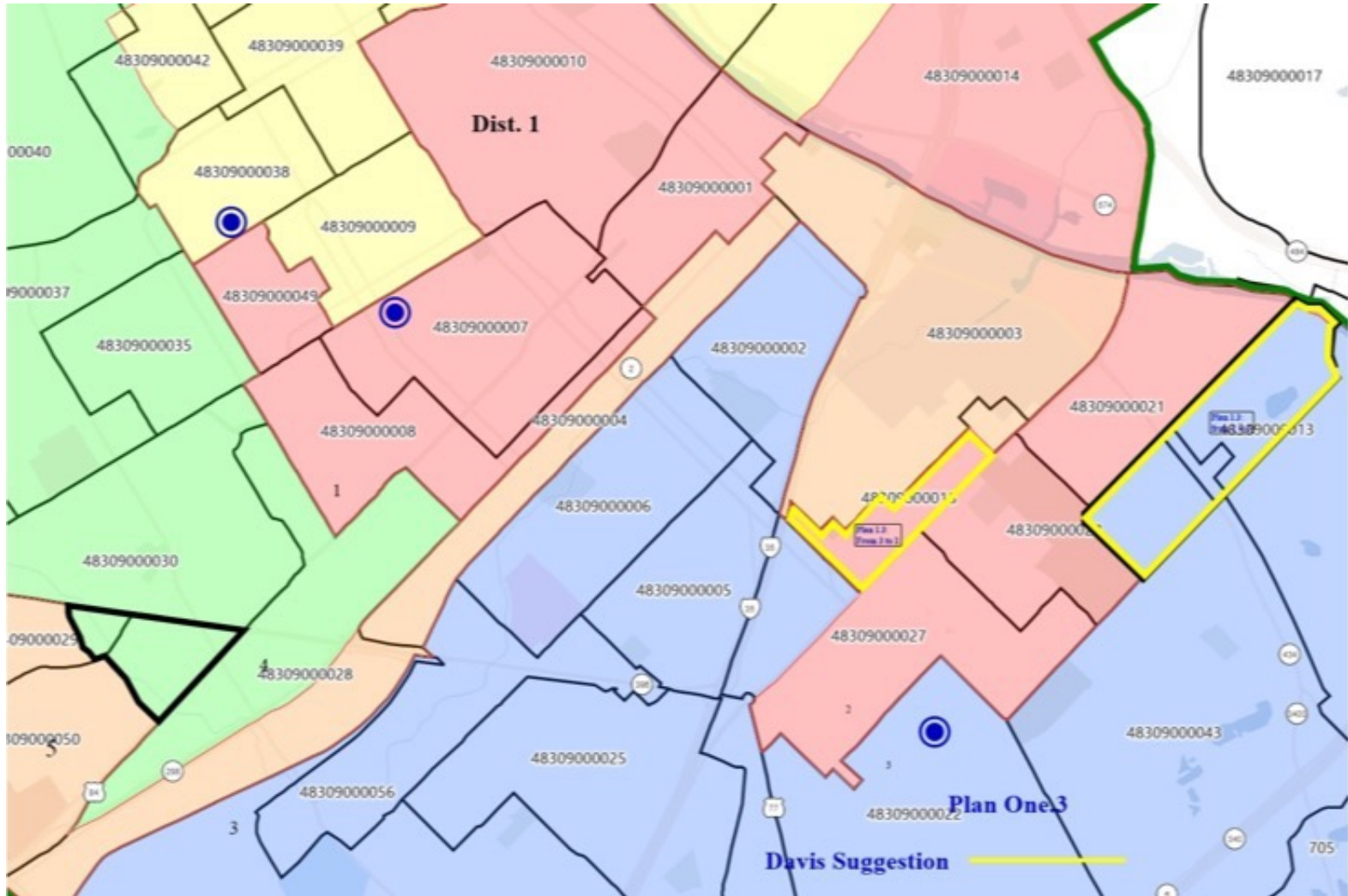
Mike Morrison

Waco ISD		Benchmark				8.28.2021
Ideal	21688					10.10.2021
	Total	White	Black	Other	Hispanic	Total Min.
	<u>108440</u>	<u>39266</u>	<u>22611</u>	<u>6644</u>	<u>39919</u>	<u>69174</u>
		36.21%	20.85%	6.13%	36.81%	63.79%
Dst.	total	white	black	other	hispanic	total minority
1	19457	4877	5738	1165	7677	14580
(2231)		25.07%	29.49%	5.99%	39.46%	74.93%
2	19920	4686	6863	835	7536	15234
(1768)		23.52%	34.45%	4.19%	37.83%	76.48%
3	24243	7246	3161	1239	12597	16997
2555		29.89%	13.04%	5.11%	51.96%	70.11%
4	22101	10766	3356	983	6996	11335
413		48.71%	15.18%	4.45%	31.65%	51.29%
5	22719	11691	3493	2422	5113	11028
1031		51.46%	15.37%	10.66%	22.51%	48.54%
	Max. Variance 4786		Max. Deviation 22.07%			



The Proposed Plan is based on five changes to the current trustee lines

Waco Independent School Di			Proposed Plan			8/30/21
Ideal 21688						9/24/21
	Total	White	Black	Other	Hispanic	Total Min.
	<u>108440</u>	<u>39266</u>	<u>22611</u>	<u>6644</u>	<u>39919</u>	<u>69174</u>
		36.21%	20.85%	6.13%	36.81%	63.79%
District	total	white	black	other	hispanic	total minority
1	20825	5549	6022	1268	7986	15276
(863)		26.65%	28.92%	6.09%	38.35%	73.35%
2	21326	4906	7124	869	8427	16420
(362)		23.00%	33.41%	4.07%	39.52%	77.00%
3	22458	6360	2812	1075	12211	16098
770		28.32%	12.52%	4.79%	54.37%	71.68%
4	21566	10722	3309	1005	6530	10844
(122)		49.72%	15.34%	4.66%	30.28%	50.28%
5	22265	11729	3344	2427	4765	10536
577		52.68%	15.02%	10.90%	21.40%	47.32%
Max. Variance 1,633		Max. Deviation 7.53%				

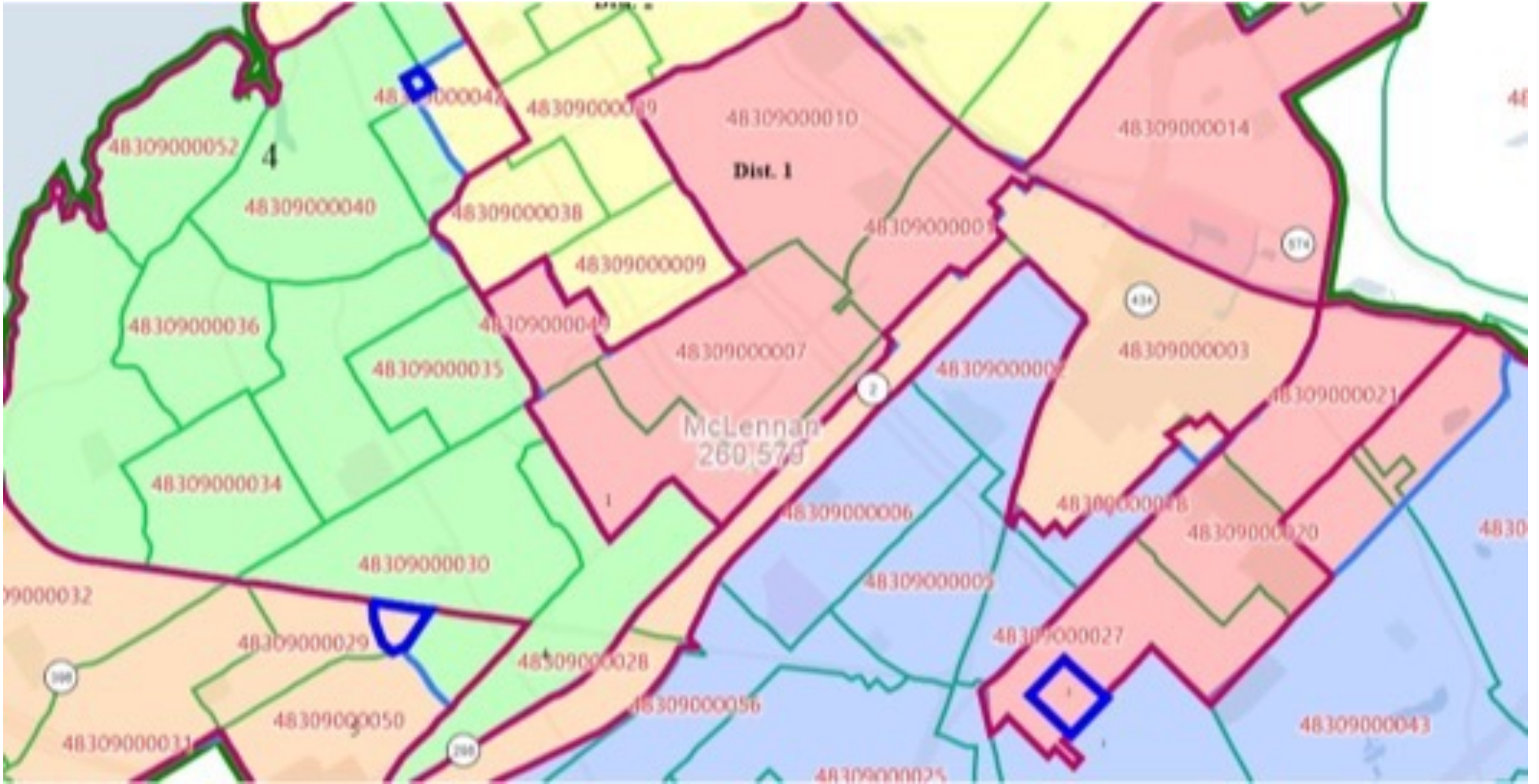


Davis suggestions outlined in yellow

Waco Independent School District		Davis Plan				11/2/21	
Ideal	21688						
	Total	White	Black	Other	Hispanic	Total Minority	
	<u>108440</u>	<u>39266</u>	<u>22611</u>	<u>6644</u>	<u>39919</u>	<u>69174</u>	
		36.21%	20.85%	6.13%	36.81%	63.79%	
Dst.	total	white	black	other	hispanic	total minority	
1	21489	5893	6124	1375	8097	15596	
(199)		27.42%	28.50%	6.40%	37.68%	72.58%	
2	21326	4906	7124	869	8427	16420	
(362)		23.00%	33.41%	4.07%	39.52%	77.00%	
3	21794	6016	2710	968	12100	15778	
106		27.60%	12.43%	4.44%	55.52%	72.40%	
4	21566	10722	3309	1005	6530	10844	
(122)		49.72%	15.34%	4.66%	30.28%	50.28%	
5	22265	11729	3344	2427	4765	10536	
577		52.68%	15.02%	10.90%	21.40%	47.32%	
		Max. Variance 939		Max. Deviation 4.33%			

Waco Independent School District						11/2/21
Ideal	21688		Elec Pct clean up of original Plan			11/11/21
	Total	White	Black	Other	Hispanic	Total Minority
	<u>108440</u>	<u>39266</u>	<u>22611</u>	<u>6644</u>	<u>39919</u>	<u>69174</u>
		36.21%	20.85%	6.13%	36.81%	63.79%
Dst.	total	white	black	other	hispanic	total minority
1	21906	6107	6189	1436	8174	15799
218		27.88%	28.25%	6.56%	37.31%	72.12%
2	21239	4886	7117	865	8371	16353
(449)		23.00%	33.51%	4.07%	39.41%	77.00%
3	21794	6016	2710	968	12100	15778
106		27.60%	12.43%	4.44%	55.52%	72.40%
4	21504	10705	3236	1007	6556	10799
(184)		49.78%	15.05%	4.68%	30.49%	50.22%
5	21997	11552	3359	2368	4718	10445
309		52.52%	15.27%	10.77%	21.45%	47.48%
		Max. Variance 758		Max. Deviation 3.50%		

Original Plan with changes to reduce split election precincts



Possible Changes to the Davis Plan to reduce split election precincts

Waco Independent School District		Davis Plan with Elec Pct clean up				11/11/21
Ideal	21688					
	Total	White	Black	Other	Hispanic	Total Minority
	<u>108440</u>	<u>39266</u>	<u>22611</u>	<u>6644</u>	<u>39919</u>	<u>69174</u>
		36.21%	20.85%	6.13%	36.81%	63.79%
Dst.	total	white	black	other	hispanic	total minority
1	20825	5549	6022	1268	7986	15276
	(863)	26.65%	28.92%	6.09%	38.35%	73.35%
2	21239	4886	7117	865	8371	16353
	(449)	23.00%	33.51%	4.07%	39.41%	77.00%
3	22458	6360	2812	1075	12211	16098
	770	28.32%	12.52%	4.79%	54.37%	71.68%
4	21504	10705	3236	1007	6556	10799
	(184)	49.78%	15.05%	4.68%	30.49%	50.22%
5	22414	11766	3424	2429	4795	10648
	726	52.49%	15.28%	10.84%	21.39%	47.51%
		Max. Variance 1633		Max. Deviation 7.53%		

Davis Plan with changes to reduce split election precincts

Davis Plan

Waco Independent School District		Davis Plan					11/2/21	
Ideal	21688							
	Total	White	Black	Other	Hispanic	Total Minority		
	<u>108440</u>	<u>39266</u>	<u>22611</u>	<u>6644</u>	<u>39919</u>	<u>69174</u>		
		36.21%	20.85%	6.13%	36.81%	63.79%		
Dst.	total	white	black	other	hispanic	total minority		
1	21489	5893	6124	1375	8097	15596		
(199)		27.42%	28.50%	6.40%	37.68%	72.58%		
2	21326	4906	7124	869	8427	16420		
(362)		23.00%	33.41%	4.07%	39.52%	77.00%		
3	21794	6016	2710	968	12100	15778		
106		27.60%	12.43%	4.44%	55.52%	72.40%		
4	21566	10722	3309	1005	6530	10844		
(122)		49.72%	15.34%	4.66%	30.28%	50.28%		
5	22265	11729	3344	2427	4765	10536		
577		52.68%	15.02%	10.90%	21.40%	47.32%		
Max. Variance 939		Max. Deviation 4.33%						

Original Plan

Waco Independent School Di		Proposed Plan					8/30/21	
Ideal	21688						9/24/21	
	Total	White	Black	Other	Hispanic	Total Min.		
	<u>108440</u>	<u>39266</u>	<u>22611</u>	<u>6644</u>	<u>39919</u>	<u>69174</u>		
		36.21%	20.85%	6.13%	36.81%	63.79%		
District	total	white	black	other	hispanic	total minority		
1	20825	5549	6022	1268	7986	15276		
(863)		26.65%	28.92%	6.09%	38.35%	73.35%		
2	21326	4906	7124	869	8427	16420		
(362)		23.00%	33.41%	4.07%	39.52%	77.00%		
3	22458	6360	2812	1075	12211	16098		
770		28.32%	12.52%	4.79%	54.37%	71.68%		
4	21566	10722	3309	1005	6530	10844		
(122)		49.72%	15.34%	4.66%	30.28%	50.28%		
5	22265	11729	3344	2427	4765	10536		
577		52.68%	15.02%	10.90%	21.40%	47.32%		
Max. Variance 1,633		Max. Deviation 7.53%						

Davis Plan with Elec. Pct. changes

Waco Independent School District		Davis Plan with Elec Pct clean up					11/11/21
Ideal	21688						
	Total	White	Black	Other	Hispanic	Total Minority	
	108440	39266	22611	6644	39919	69174	
		36.21%	20.85%	6.13%	36.81%	63.79%	
Dst.	total	white	black	other	hispanic	total minority	
1	20825	5549	6022	1268	7986	15276	
(863)		26.65%	28.92%	6.09%	38.35%	73.35%	
2	21239	4886	7117	865	8371	16353	
(449)		23.00%	33.51%	4.07%	39.41%	77.00%	
3	22458	6360	2812	1075	12211	16098	
770		28.32%	12.52%	4.79%	54.37%	71.68%	
4	21504	10705	3236	1007	6556	10799	
(184)		49.78%	15.05%	4.68%	30.49%	50.22%	
5	22414	11766	3424	2429	4795	10648	
726		52.49%	15.28%	10.84%	21.39%	47.51%	
Max. Variance 1633		Max. Deviation 7.53%					

Original Plan with Elec. Pct. changes

Waco Independent School District		Elec Pct clean up of original Plan					11/2/21
Ideal	21688						11/11/21
	Total	White	Black	Other	Hispanic	Total Minority	
	108440	39266	22611	6644	39919	69174	
		36.21%	20.85%	6.13%	36.81%	63.79%	
Dst.	total	white	black	other	hispanic	total minority	
1	21906	6107	6189	1436	8174	15799	
218		27.88%	28.25%	6.56%	37.31%	72.12%	
2	21239	4886	7117	865	8371	16353	
(449)		23.00%	33.51%	4.07%	39.41%	77.00%	
3	21794	6016	2710	968	12100	15778	
106		27.60%	12.43%	4.44%	55.52%	72.40%	
4	21504	10705	3236	1007	6556	10799	
(184)		49.78%	15.05%	4.68%	30.49%	50.22%	
5	21997	11552	3359	2368	4718	10445	
309		52.52%	15.27%	10.77%	21.45%	47.48%	
Max. Variance 758		Max. Deviation 3.50%					

Waco Independent School District

Board of Trustees Meeting Agenda Item

Date: November 15, 2021

Contact Person: Kyle DeBeer

RE: Consider, Discuss and Take Appropriate Action Regarding Canvassing the Votes from the November 2, 2021, Bond Election

=====

Background Information:

On Aug. 12, 2021, the Board ordered a bond election for Nov. 2, 2021 to ask voters for authorization to issue \$355 million in bonds to replace Waco High, G.W. Carver Middle, Tennyson Middle and Kendrick Elementary with new schools built in the same locations and to renovate South Waco Elementary.

Waco ISD contracted with McLennan County Elections Department to conduct the bond election, and on Nov. 9, 2021, the early voting ballot board met for a final time to complete the count of the ballots cast during the election. The tallies compiled following that meeting and a letter of certification from the county elections administrator accompany this memo.

There were 3,882 total ballots cast in the election with 2,284 votes for the bond proposition and 1,598 votes against it.

Fiscal Implications:

None

Administration Recommendations:

The Administration recommends that the Board approve the order canvassing the returns and declaring the results of the bond election, as presented.

AN ORDER CANVASSING RETURNS AND DECLARING THE RESULTS
OF A BOND ELECTION HELD IN THE WACO INDEPENDENT SCHOOL
DISTRICT ON NOVEMBER 2, 2021

WHEREAS, the Board of Trustees (the “Board”) of Waco Independent School District (the “District”) duly authorized a bond election (the “Election”) to be held within the District on November 2, 2021, for the purpose of submitting to the resident qualified electors of the District the proposition hereinafter set forth; and

WHEREAS, the Board has investigated all matters pertaining to the Election, including the ordering, giving notice, appointing officers, and holding and making returns of the Election; and

WHEREAS, the election officers who conducted the Election have duly made the returns of the results thereof; and said returns have been duly delivered to the Board for official canvassing of the returns thereof; and

WHEREAS, upon the consideration of the returns of the Election, it appears that the same was held in accordance with the authorizing proceedings and was in all respects legally held after due notice had been given, and the returns duly and legally made, and showing the following results:

WACO ISD - PROPOSITION A

“Shall the board of trustees of Waco Independent School District be authorized to issue and sell bonds of the District in the principal amount of \$355,000,000 for the purpose of acquiring, constructing, renovating, improving and equipping school buildings of the District, including a new Waco High School, a new G.W. Carver Middle School, a new Tennyson Middle School, a new Kendrick Elementary School, and the purchase of necessary sites for school buildings; and shall there be levied, assessed and collected annually ad valorem taxes on all taxable property in the District sufficient, without limit as to rate or amount, to pay the principal of and interest on said bonds as the same become due and to pay the costs of any credit agreements executed or authorized in anticipation of, in relation to or in connection with the bonds; said bonds to be issued in one or more series or issues, to mature serially or otherwise not more than 40 years from their date, and to bear interest at such rate or rates not to exceed the limit prescribed by law at the time of issuance, as the board of trustees in its discretion shall determine?”	2,284	VOTES FOR
	1,598	VOTES AGAINST
TOTAL BALLOTS CAST IN ELECTION:	3,882	

NOW, THEREFORE, BE IT ORDERED BY THE BOARD OF TRUSTEES OF WACO INDEPENDENT SCHOOL DISTRICT THAT:

Section 1. All of the recitals contained in the preamble of this Order are found to be true and are adopted as findings of fact by the Board and as part of its judgment.

Section 2. It is further found and determined that the results of the Election as canvassed and tabulated in the preamble hereof reflect the expressed desires of the electors.

Section 3. In conformity with law, the Board is hereby authorized to issue the bonds on behalf of the District in the amounts and for the purposes mentioned in the proposition set forth in the proceedings calling the election.

Section 4. This Order shall take effect immediately upon its passage and approval.

PASSED AND APPROVED this November 15, 2021.


BOARD OF TRUSTEES, WACO
INDEPENDENT SCHOOL DISTRICT

2. A true, full and correct copy of the aforesaid Order passed at the meeting described in the above and foregoing paragraph is attached to and follows this certificate; said Order has been duly recorded in the official minutes of said Board of Trustees; the above and foregoing paragraph is a true and correct excerpt from said minutes of said meeting pertaining to the passage of said Order; the persons named in the above and foregoing paragraph, at the time of said meeting and the passage of said Order, were the duly chosen, qualified and acting members of said Board of Trustees as indicated therein; according to the records of my office, each member of the Board of Trustees was duly and sufficiently notified officially and personally in advance, of the time, place and purpose of the aforesaid meeting and that said Order would be introduced and considered for passage at said meeting; and said meeting was open to the public, and public notice of the time, place and purpose of said meeting was given, all as required by Chap. 551, Texas Government Code.

SIGNED AND SEALED _____, 2021.

Secretary, Board of Trustees
Waco Independent School District

[DISTRICT SEAL]



JARED GOLDSMITH
Elections Administrator

I, Jared Goldsmith, McLennan County Elections Administrator do hereby confirm that the November 2, 2021 Joint General Election is completed. I hereby certify that all of the ballots for this election have been counted by the Hart Intercivic tabulating equipment. The tallies are a true and correct accounting of the results.



A handwritten signature in blue ink, appearing to read "Jared Goldsmith", is written over a thin horizontal line.

Jared Goldsmith
McLennan County Elections Administrator
November 9, 2021

Waco ISD- Cumulative — Official
McLennan County — November 2, 2021 Joint General Election — November 02, 2021

Total Number of Voters : 12,129 of 148,640 = 8.16%
 Number of District Voters: 3,915 of 51,590 = 7.59%

Precincts Reporting 91 of 91 = 100.00%
 District Precincts Reporting 52 of 52 = 100.00%

Party	Candidate	Absentee		Early		Election		Total	
PROPOSITION A Waco ISD, Vote For 1									
	FOR	101	61.59%	845	58.24%	1,338	59.02%	2,284	58.84%
	AGAINST	63	38.41%	606	41.76%	929	40.98%	1,598	41.16%
	Cast Votes:	164	98.20%	1,451	99.32%	2,267	99.13%	3,882	99.16%
	Over Votes:	0	0.00%	0	0.00%	0	0.00%	0	0.00%
	Under Votes:	3	1.80%	10	0.68%	20	0.87%	33	0.84%

Waco ISD- Precinct — Official
McLennan County — November 2, 2021 Joint General Election — November 02, 2021

Page 1 of 52

11/09/2021 02:24 PM

Total Number of Voters : 12,129 of 148,640 = 8.16%

Precincts Reporting 91 of 91 = 100.00%

Number of District Voters: 3,915 of 51,590 = 7.59%

District Precincts Reporting 52 of 52 = 100.00%

Party	Candidate	Absentee	Early	Election	Total
Precinct 001 (Ballots Cast: 24)					
PROPOSITION A Waco ISD, Vote For 1					
	FOR	2 100.00%	7 70.00%	9 75.00%	18 75.00%
	AGAINST	0 0.00%	3 30.00%	3 25.00%	6 25.00%
	Cast Votes:	2 100.00%	10 100.00%	12 100.00%	24 100.00%
	Over Votes:	0 0.00%	0 0.00%	0 0.00%	0 0.00%
	Under Votes:	0 0.00%	0 0.00%	0 0.00%	0 0.00%

Waco ISD- Precinct — Official
McLennan County — November 2, 2021 Joint General Election — November 02, 2021

Page 2 of 52

11/09/2021 02:24 PM

Total Number of Voters : 12,129 of 148,640 = 8.16%

Precincts Reporting 91 of 91 = 100.00%

Number of District Voters: 3,915 of 51,590 = 7.59%

District Precincts Reporting 52 of 52 = 100.00%

Party	Candidate	Absentee		Early		Election		Total	
Precinct 002 (Ballots Cast: 7)									
PROPOSITION A Waco ISD, Vote For 1									
	FOR	0	0.00%	0	0.00%	4	66.67%	4	57.14%
	AGAINST	0	0.00%	1	100.00%	2	33.33%	3	42.86%
	Cast Votes:	0	0.00%	1	100.00%	6	100.00%	7	100.00%
	Over Votes:	0	0.00%	0	0.00%	0	0.00%	0	0.00%
	Under Votes:	0	0.00%	0	0.00%	0	0.00%	0	0.00%

Waco ISD- Precinct — Official
McLennan County — November 2, 2021 Joint General Election — November 02, 2021

Total Number of Voters : 12,129 of 148,640 = 8.16%

Precincts Reporting 91 of 91 = 100.00%

Number of District Voters: 3,915 of 51,590 = 7.59%

District Precincts Reporting 52 of 52 = 100.00%

Party	Candidate	Absentee		Early		Election		Total	
Precinct 003 (Ballots Cast: 70)									
PROPOSITION A Waco ISD, Vote For 1									
	FOR	2	100.00%	8	57.14%	38	73.08%	48	70.59%
	AGAINST	0	0.00%	6	42.86%	14	26.92%	20	29.41%
	Cast Votes:	2	100.00%	14	100.00%	52	96.30%	68	97.14%
	Over Votes:	0	0.00%	0	0.00%	0	0.00%	0	0.00%
	Under Votes:	0	0.00%	0	0.00%	2	3.70%	2	2.86%

Waco ISD- Precinct — Official
McLennan County — November 2, 2021 Joint General Election — November 02, 2021

Page 4 of 52

11/09/2021 02:24 PM

Total Number of Voters : 12,129 of 148,640 = 8.16%

Precincts Reporting 91 of 91 = 100.00%

Number of District Voters: 3,915 of 51,590 = 7.59%

District Precincts Reporting 52 of 52 = 100.00%

Party	Candidate	Absentee		Early		Election		Total	
Precinct 004 (Ballots Cast: 5)									
PROPOSITION A Waco ISD, Vote For 1									
	FOR	0	0.00%	3	100.00%	1	50.00%	4	80.00%
	AGAINST	0	0.00%	0	0.00%	1	50.00%	1	20.00%
	Cast Votes:	0	0.00%	3	100.00%	2	100.00%	5	100.00%
	Over Votes:	0	0.00%	0	0.00%	0	0.00%	0	0.00%
	Under Votes:	0	0.00%	0	0.00%	0	0.00%	0	0.00%

Waco ISD- Precinct — Official
McLennan County — November 2, 2021 Joint General Election — November 02, 2021

Page 5 of 52

11/09/2021 02:24 PM

Total Number of Voters : 12,129 of 148,640 = 8.16%

Precincts Reporting 91 of 91 = 100.00%

Number of District Voters: 3,915 of 51,590 = 7.59%

District Precincts Reporting 52 of 52 = 100.00%

Party	Candidate	Absentee		Early		Election		Total	
Precinct 005 (Ballots Cast: 20)									
PROPOSITION A Waco ISD, Vote For 1									
	FOR	0	0.00%	5	83.33%	11	78.57%	16	80.00%
	AGAINST	0	0.00%	1	16.67%	3	21.43%	4	20.00%
	Cast Votes:	0	0.00%	6	100.00%	14	100.00%	20	100.00%
	Over Votes:	0	0.00%	0	0.00%	0	0.00%	0	0.00%
	Under Votes:	0	0.00%	0	0.00%	0	0.00%	0	0.00%

Waco ISD- Precinct — Official
McLennan County — November 2, 2021 Joint General Election — November 02, 2021

Page 6 of 52

11/09/2021 02:24 PM

Total Number of Voters : 12,129 of 148,640 = 8.16%

Precincts Reporting 91 of 91 = 100.00%

Number of District Voters: 3,915 of 51,590 = 7.59%

District Precincts Reporting 52 of 52 = 100.00%

Party	Candidate	Absentee		Early		Election		Total	
Precinct 006 (Ballots Cast: 7)									
PROPOSITION A Waco ISD, Vote For 1									
	FOR	0	0.00%	2	66.67%	3	75.00%	5	71.43%
	AGAINST	0	0.00%	1	33.33%	1	25.00%	2	28.57%
	Cast Votes:	0	0.00%	3	100.00%	4	100.00%	7	100.00%
	Over Votes:	0	0.00%	0	0.00%	0	0.00%	0	0.00%
	Under Votes:	0	0.00%	0	0.00%	0	0.00%	0	0.00%

Waco ISD- Precinct — Official
McLennan County — November 2, 2021 Joint General Election — November 02, 2021

Page 7 of 52

11/09/2021 02:24 PM

Total Number of Voters : 12,129 of 148,640 = 8.16%

Precincts Reporting 91 of 91 = 100.00%

Number of District Voters: 3,915 of 51,590 = 7.59%

District Precincts Reporting 52 of 52 = 100.00%

Party	Candidate	Absentee		Early		Election		Total	
Precinct 007 (Ballots Cast: 112)									
PROPOSITION A Waco ISD, Vote For 1									
	FOR	0	0.00%	28	75.68%	48	64.86%	76	68.47%
	AGAINST	0	0.00%	9	24.32%	26	35.14%	35	31.53%
	Cast Votes:	0	0.00%	37	100.00%	74	98.67%	111	99.11%
	Over Votes:	0	0.00%	0	0.00%	0	0.00%	0	0.00%
	Under Votes:	0	0.00%	0	0.00%	1	1.33%	1	0.89%

Waco ISD- Precinct — Official
McLennan County — November 2, 2021 Joint General Election — November 02, 2021

Page 8 of 52

11/09/2021 02:24 PM

Total Number of Voters : 12,129 of 148,640 = 8.16%

Precincts Reporting 91 of 91 = 100.00%

Number of District Voters: 3,915 of 51,590 = 7.59%

District Precincts Reporting 52 of 52 = 100.00%

Party	Candidate	Absentee		Early		Election		Total	
Precinct 008 (Ballots Cast: 100)									
PROPOSITION A Waco ISD, Vote For 1									
	FOR	2	100.00%	24	70.59%	44	69.84%	70	70.71%
	AGAINST	0	0.00%	10	29.41%	19	30.16%	29	29.29%
	Cast Votes:	2	100.00%	34	100.00%	63	98.44%	99	99.00%
	Over Votes:	0	0.00%	0	0.00%	0	0.00%	0	0.00%
	Under Votes:	0	0.00%	0	0.00%	1	1.56%	1	1.00%

Waco ISD- Precinct — Official
McLennan County — November 2, 2021 Joint General Election — November 02, 2021

Total Number of Voters : 12,129 of 148,640 = 8.16%

Precincts Reporting 91 of 91 = 100.00%

Number of District Voters: 3,915 of 51,590 = 7.59%

District Precincts Reporting 52 of 52 = 100.00%

Party	Candidate	Absentee		Early		Election		Total	
Precinct 009 (Ballots Cast: 62)									
PROPOSITION A Waco ISD, Vote For 1									
	FOR	0	0.00%	16	72.73%	28	70.00%	44	70.97%
	AGAINST	0	0.00%	6	27.27%	12	30.00%	18	29.03%
	Cast Votes:	0	0.00%	22	100.00%	40	100.00%	62	100.00%
	Over Votes:	0	0.00%	0	0.00%	0	0.00%	0	0.00%
	Under Votes:	0	0.00%	0	0.00%	0	0.00%	0	0.00%

Waco ISD- Precinct — Official
McLennan County — November 2, 2021 Joint General Election — November 02, 2021

Total Number of Voters : 12,129 of 148,640 = 8.16%
 Number of District Voters: 3,915 of 51,590 = 7.59%

Precincts Reporting 91 of 91 = 100.00%
 District Precincts Reporting 52 of 52 = 100.00%

Party	Candidate	Absentee	Early	Election	Total
-------	-----------	----------	-------	----------	-------

Precinct 010 (Ballots Cast: 90)

PROPOSITION A Waco ISD, Vote For 1

FOR

AGAINST

Cast Votes:

Over Votes:

Under Votes:

8	100.00%	10	45.45%	43	71.67%	61	67.78%
0	0.00%	12	54.55%	17	28.33%	29	32.22%
8	100.00%	22	100.00%	60	100.00%	90	100.00%
0	0.00%	0	0.00%	0	0.00%	0	0.00%
0	0.00%	0	0.00%	0	0.00%	0	0.00%

Waco ISD- Precinct — Official
McLennan County — November 2, 2021 Joint General Election — November 02, 2021

Page 11 of 52

11/09/2021 02:24 PM

Total Number of Voters : 12,129 of 148,640 = 8.16%
 Number of District Voters: 3,915 of 51,590 = 7.59%

Precincts Reporting 91 of 91 = 100.00%
 District Precincts Reporting 52 of 52 = 100.00%

Party	Candidate	Absentee		Early		Election		Total	
Precinct 011 (Ballots Cast: 131)									
PROPOSITION A Waco ISD, Vote For 1									
	FOR	0	0.00%	38	56.72%	26	41.27%	64	49.23%
	AGAINST	0	0.00%	29	43.28%	37	58.73%	66	50.77%
	Cast Votes:	0	0.00%	67	100.00%	63	98.44%	130	99.24%
	Over Votes:	0	0.00%	0	0.00%	0	0.00%	0	0.00%
	Under Votes:	0	0.00%	0	0.00%	1	1.56%	1	0.76%

Waco ISD- Precinct — Official
McLennan County — November 2, 2021 Joint General Election — November 02, 2021

Page 12 of 52

11/09/2021 02:24 PM

Total Number of Voters : 12,129 of 148,640 = 8.16%

Precincts Reporting 91 of 91 = 100.00%

Number of District Voters: 3,915 of 51,590 = 7.59%

District Precincts Reporting 52 of 52 = 100.00%

Party	Candidate	Absentee		Early		Election		Total	
Precinct 012 (Ballots Cast: 158)									
PROPOSITION A Waco ISD, Vote For 1									
	FOR	17	77.27%	52	85.25%	58	79.45%	127	81.41%
	AGAINST	5	22.73%	9	14.75%	15	20.55%	29	18.59%
	Cast Votes:	22	100.00%	61	98.39%	73	98.65%	156	98.73%
	Over Votes:	0	0.00%	0	0.00%	0	0.00%	0	0.00%
	Under Votes:	0	0.00%	1	1.61%	1	1.35%	2	1.27%

Waco ISD- Precinct — Official
McLennan County — November 2, 2021 Joint General Election — November 02, 2021

Page 13 of 52

11/09/2021 02:24 PM

Total Number of Voters : 12,129 of 148,640 = 8.16%

Precincts Reporting 91 of 91 = 100.00%

Number of District Voters: 3,915 of 51,590 = 7.59%

District Precincts Reporting 52 of 52 = 100.00%

Party	Candidate	Absentee		Early		Election		Total	
Precinct 013 (Ballots Cast: 5)									
PROPOSITION A Waco ISD, Vote For 1									
	FOR	0	0.00%	0	0.00%	1	33.33%	1	20.00%
	AGAINST	2	100.00%	0	0.00%	2	66.67%	4	80.00%
	Cast Votes:	2	100.00%	0	0.00%	3	100.00%	5	100.00%
	Over Votes:	0	0.00%	0	0.00%	0	0.00%	0	0.00%
	Under Votes:	0	0.00%	0	0.00%	0	0.00%	0	0.00%

Waco ISD- Precinct — Official
McLennan County — November 2, 2021 Joint General Election — November 02, 2021

Page 14 of 52

11/09/2021 02:24 PM

Total Number of Voters : 12,129 of 148,640 = 8.16%
 Number of District Voters: 3,915 of 51,590 = 7.59%

Precincts Reporting 91 of 91 = 100.00%
 District Precincts Reporting 52 of 52 = 100.00%

Party	Candidate	Absentee	Early	Election	Total
-------	-----------	----------	-------	----------	-------

Precinct 014 (Ballots Cast: 73)

PROPOSITION A Waco ISD, Vote For 1									
FOR		7	70.00%	17	85.00%	31	72.09%	55	75.34%
AGAINST		3	30.00%	3	15.00%	12	27.91%	18	24.66%
Cast Votes:		10	100.00%	20	100.00%	43	100.00%	73	100.00%
Over Votes:		0	0.00%	0	0.00%	0	0.00%	0	0.00%
Under Votes:		0	0.00%	0	0.00%	0	0.00%	0	0.00%

Waco ISD- Precinct — Official
McLennan County — November 2, 2021 Joint General Election — November 02, 2021

Page 15 of 52

11/09/2021 02:24 PM

Total Number of Voters : 12,129 of 148,640 = 8.16%

Precincts Reporting 91 of 91 = 100.00%

Number of District Voters: 3,915 of 51,590 = 7.59%

District Precincts Reporting 52 of 52 = 100.00%

Party	Candidate	Absentee		Early		Election		Total	
Precinct 015 (Ballots Cast: 1)									
PROPOSITION A Waco ISD, Vote For 1									
	FOR	0	0.00%	1	100.00%	0	0.00%	1	100.00%
	AGAINST	0	0.00%	0	0.00%	0	0.00%	0	0.00%
	Cast Votes:	0	0.00%	1	100.00%	0	0.00%	1	100.00%
	Over Votes:	0	0.00%	0	0.00%	0	0.00%	0	0.00%
	Under Votes:	0	0.00%	0	0.00%	0	0.00%	0	0.00%

Waco ISD- Precinct — Official
McLennan County — November 2, 2021 Joint General Election — November 02, 2021

Page 16 of 52

11/09/2021 02:24 PM

Total Number of Voters : 12,129 of 148,640 = 8.16%
 Number of District Voters: 3,915 of 51,590 = 7.59%

Precincts Reporting 91 of 91 = 100.00%
 District Precincts Reporting 52 of 52 = 100.00%

Party	Candidate	Absentee	Early	Election	Total
-------	-----------	----------	-------	----------	-------

Precinct 016 (Ballots Cast: 17)

PROPOSITION A Waco ISD, Vote For 1

FOR

AGAINST

	1	25.00%	6	85.71%	6	100.00%	13	76.47%
	3	75.00%	1	14.29%	0	0.00%	4	23.53%
Cast Votes:	4	100.00%	7	100.00%	6	100.00%	17	100.00%
Over Votes:	0	0.00%	0	0.00%	0	0.00%	0	0.00%
Under Votes:	0	0.00%	0	0.00%	0	0.00%	0	0.00%

Waco ISD- Precinct — Official
McLennan County — November 2, 2021 Joint General Election — November 02, 2021

Page 17 of 52

11/09/2021 02:24 PM

Total Number of Voters : 12,129 of 148,640 = 8.16%
 Number of District Voters: 3,915 of 51,590 = 7.59%

Precincts Reporting 91 of 91 = 100.00%
 District Precincts Reporting 52 of 52 = 100.00%

Party	Candidate	Absentee		Early		Election		Total	
Precinct 018 (Ballots Cast: 15)									
PROPOSITION A Waco ISD, Vote For 1									
	FOR	0	0.00%	0	0.00%	12	80.00%	12	80.00%
	AGAINST	0	0.00%	0	0.00%	3	20.00%	3	20.00%
	Cast Votes:	0	0.00%	0	0.00%	15	100.00%	15	100.00%
	Over Votes:	0	0.00%	0	0.00%	0	0.00%	0	0.00%
	Under Votes:	0	0.00%	0	0.00%	0	0.00%	0	0.00%

Waco ISD- Precinct — Official
McLennan County — November 2, 2021 Joint General Election — November 02, 2021

Page 18 of 52

11/09/2021 02:24 PM

Total Number of Voters : 12,129 of 148,640 = 8.16%
 Number of District Voters: 3,915 of 51,590 = 7.59%

Precincts Reporting 91 of 91 = 100.00%
 District Precincts Reporting 52 of 52 = 100.00%

Party	Candidate	Absentee	Early	Election	Total
-------	-----------	----------	-------	----------	-------

Precinct 020 (Ballots Cast: 18)

PROPOSITION A Waco ISD, Vote For 1

FOR	2	100.00%	3	100.00%	8	61.54%	13	72.22%
AGAINST	0	0.00%	0	0.00%	5	38.46%	5	27.78%
Cast Votes:	2	100.00%	3	100.00%	13	100.00%	18	100.00%
Over Votes:	0	0.00%	0	0.00%	0	0.00%	0	0.00%
Under Votes:	0	0.00%	0	0.00%	0	0.00%	0	0.00%

Waco ISD- Precinct — Official
McLennan County — November 2, 2021 Joint General Election — November 02, 2021

Page 19 of 52

11/09/2021 02:24 PM

Total Number of Voters : 12,129 of 148,640 = 8.16%

Precincts Reporting 91 of 91 = 100.00%

Number of District Voters: 3,915 of 51,590 = 7.59%

District Precincts Reporting 52 of 52 = 100.00%

Party	Candidate	Absentee		Early		Election		Total	
Precinct 021 (Ballots Cast: 12)									
PROPOSITION A Waco ISD, Vote For 1									
	FOR	0	0.00%	3	60.00%	6	85.71%	9	75.00%
	AGAINST	0	0.00%	2	40.00%	1	14.29%	3	25.00%
	Cast Votes:	0	0.00%	5	100.00%	7	100.00%	12	100.00%
	Over Votes:	0	0.00%	0	0.00%	0	0.00%	0	0.00%
	Under Votes:	0	0.00%	0	0.00%	0	0.00%	0	0.00%

Waco ISD- Precinct — Official
McLennan County — November 2, 2021 Joint General Election — November 02, 2021

Page 20 of 52

11/09/2021 02:24 PM

Total Number of Voters : 12,129 of 148,640 = 8.16%

Precincts Reporting 91 of 91 = 100.00%

Number of District Voters: 3,915 of 51,590 = 7.59%

District Precincts Reporting 52 of 52 = 100.00%

Party	Candidate	Absentee		Early		Election		Total	
Precinct 022 (Ballots Cast: 25)									
PROPOSITION A Waco ISD, Vote For 1									
	FOR	2	100.00%	9	90.00%	10	76.92%	21	84.00%
	AGAINST	0	0.00%	1	10.00%	3	23.08%	4	16.00%
	Cast Votes:	2	100.00%	10	100.00%	13	100.00%	25	100.00%
	Over Votes:	0	0.00%	0	0.00%	0	0.00%	0	0.00%
	Under Votes:	0	0.00%	0	0.00%	0	0.00%	0	0.00%

Waco ISD- Precinct — Official
McLennan County — November 2, 2021 Joint General Election — November 02, 2021

Page 21 of 52

11/09/2021 02:24 PM

Total Number of Voters : 12,129 of 148,640 = 8.16%
 Number of District Voters: 3,915 of 51,590 = 7.59%

Precincts Reporting 91 of 91 = 100.00%
 District Precincts Reporting 52 of 52 = 100.00%

Party	Candidate	Absentee		Early		Election		Total	
Precinct 025 (Ballots Cast: 70)									
PROPOSITION A Waco ISD, Vote For 1									
	FOR	2	100.00%	11	39.29%	19	48.72%	32	46.38%
	AGAINST	0	0.00%	17	60.71%	20	51.28%	37	53.62%
	Cast Votes:	2	100.00%	28	100.00%	39	97.50%	69	98.57%
	Over Votes:	0	0.00%	0	0.00%	0	0.00%	0	0.00%
	Under Votes:	0	0.00%	0	0.00%	1	2.50%	1	1.43%

Waco ISD- Precinct — Official
McLennan County — November 2, 2021 Joint General Election — November 02, 2021

Page 22 of 52

11/09/2021 02:24 PM

Total Number of Voters : 12,129 of 148,640 = 8.16%
 Number of District Voters: 3,915 of 51,590 = 7.59%

Precincts Reporting 91 of 91 = 100.00%
 District Precincts Reporting 52 of 52 = 100.00%

Party	Candidate	Absentee		Early		Election		Total	
Precinct 026 (Ballots Cast: 22)									
PROPOSITION A Waco ISD, Vote For 1									
	FOR	0	0.00%	1	33.33%	10	55.56%	11	52.38%
	AGAINST	0	0.00%	2	66.67%	8	44.44%	10	47.62%
	Cast Votes:	0	0.00%	3	100.00%	18	94.74%	21	95.45%
	Over Votes:	0	0.00%	0	0.00%	0	0.00%	0	0.00%
	Under Votes:	0	0.00%	0	0.00%	1	5.26%	1	4.55%

Waco ISD- Precinct — Official
McLennan County — November 2, 2021 Joint General Election — November 02, 2021

Page 23 of 52

11/09/2021 02:24 PM

Total Number of Voters : 12,129 of 148,640 = 8.16%

Precincts Reporting 91 of 91 = 100.00%

Number of District Voters: 3,915 of 51,590 = 7.59%

District Precincts Reporting 52 of 52 = 100.00%

Party	Candidate	Absentee		Early		Election		Total	
Precinct 027 (Ballots Cast: 25)									
PROPOSITION A Waco ISD, Vote For 1									
	FOR	1	50.00%	3	75.00%	16	84.21%	20	80.00%
	AGAINST	1	50.00%	1	25.00%	3	15.79%	5	20.00%
	Cast Votes:	2	100.00%	4	100.00%	19	100.00%	25	100.00%
	Over Votes:	0	0.00%	0	0.00%	0	0.00%	0	0.00%
	Under Votes:	0	0.00%	0	0.00%	0	0.00%	0	0.00%

Waco ISD- Precinct — Official
McLennan County — November 2, 2021 Joint General Election — November 02, 2021

Page 24 of 52

11/09/2021 02:24 PM

Total Number of Voters : 12,129 of 148,640 = 8.16%
 Number of District Voters: 3,915 of 51,590 = 7.59%

Precincts Reporting 91 of 91 = 100.00%
 District Precincts Reporting 52 of 52 = 100.00%

Party	Candidate	Absentee		Early		Election		Total	
Precinct 028 (Ballots Cast: 149)									
PROPOSITION A Waco ISD, Vote For 1									
	FOR	2	100.00%	32	58.18%	51	56.04%	85	57.43%
	AGAINST	0	0.00%	23	41.82%	40	43.96%	63	42.57%
	Cast Votes:	2	100.00%	55	100.00%	91	98.91%	148	99.33%
	Over Votes:	0	0.00%	0	0.00%	0	0.00%	0	0.00%
	Under Votes:	0	0.00%	0	0.00%	1	1.09%	1	0.67%

Waco ISD- Precinct — Official
McLennan County — November 2, 2021 Joint General Election — November 02, 2021

Total Number of Voters : 12,129 of 148,640 = 8.16%

Precincts Reporting 91 of 91 = 100.00%

Number of District Voters: 3,915 of 51,590 = 7.59%

District Precincts Reporting 52 of 52 = 100.00%

Party	Candidate	Absentee	Early	Election	Total
Precinct 029 (Ballots Cast: 47)					
PROPOSITION A Waco ISD, Vote For 1					
	FOR	1 50.00%	5 38.46%	19 59.38%	25 53.19%
	AGAINST	1 50.00%	8 61.54%	13 40.63%	22 46.81%
	Cast Votes:	2 100.00%	13 100.00%	32 100.00%	47 100.00%
	Over Votes:	0 0.00%	0 0.00%	0 0.00%	0 0.00%
	Under Votes:	0 0.00%	0 0.00%	0 0.00%	0 0.00%

Waco ISD- Precinct — Official
McLennan County — November 2, 2021 Joint General Election — November 02, 2021

Page 26 of 52

11/09/2021 02:24 PM

Total Number of Voters : 12,129 of 148,640 = 8.16%
 Number of District Voters: 3,915 of 51,590 = 7.59%

Precincts Reporting 91 of 91 = 100.00%
 District Precincts Reporting 52 of 52 = 100.00%

Party	Candidate	Absentee		Early		Election		Total	
Precinct 030 (Ballots Cast: 205)									
PROPOSITION A Waco ISD, Vote For 1									
	FOR	2	50.00%	41	60.29%	89	67.94%	132	65.02%
	AGAINST	2	50.00%	27	39.71%	42	32.06%	71	34.98%
	Cast Votes:	4	100.00%	68	100.00%	131	98.50%	203	99.02%
	Over Votes:	0	0.00%	0	0.00%	0	0.00%	0	0.00%
	Under Votes:	0	0.00%	0	0.00%	2	1.50%	2	0.98%

Waco ISD- Precinct — Official
McLennan County — November 2, 2021 Joint General Election — November 02, 2021

Page 27 of 52

11/09/2021 02:24 PM

Total Number of Voters : 12,129 of 148,640 = 8.16%

Precincts Reporting 91 of 91 = 100.00%

Number of District Voters: 3,915 of 51,590 = 7.59%

District Precincts Reporting 52 of 52 = 100.00%

Party	Candidate	Absentee	Early	Election	Total
Precinct 031 (Ballots Cast: 142)					
PROPOSITION A Waco ISD, Vote For 1					
	FOR	2 66.67%	32 47.06%	39 54.93%	73 51.41%
	AGAINST	1 33.33%	36 52.94%	32 45.07%	69 48.59%
	Cast Votes:	3 100.00%	68 100.00%	71 100.00%	142 100.00%
	Over Votes:	0 0.00%	0 0.00%	0 0.00%	0 0.00%
	Under Votes:	0 0.00%	0 0.00%	0 0.00%	0 0.00%

Waco ISD- Precinct — Official
McLennan County — November 2, 2021 Joint General Election — November 02, 2021

Page 28 of 52

11/09/2021 02:24 PM

Total Number of Voters : 12,129 of 148,640 = 8.16%

Precincts Reporting 91 of 91 = 100.00%

Number of District Voters: 3,915 of 51,590 = 7.59%

District Precincts Reporting 52 of 52 = 100.00%

Party	Candidate	Absentee		Early		Election		Total	
Precinct 032 (Ballots Cast: 167)									
PROPOSITION A Waco ISD, Vote For 1									
	FOR	3	37.50%	44	57.89%	55	67.07%	102	61.45%
	AGAINST	5	62.50%	32	42.11%	27	32.93%	64	38.55%
	Cast Votes:	8	88.89%	76	100.00%	82	100.00%	166	99.40%
	Over Votes:	0	0.00%	0	0.00%	0	0.00%	0	0.00%
	Under Votes:	1	11.11%	0	0.00%	0	0.00%	1	0.60%

Waco ISD- Precinct — Official
McLennan County — November 2, 2021 Joint General Election — November 02, 2021

Page 29 of 52

11/09/2021 02:24 PM

Total Number of Voters : 12,129 of 148,640 = 8.16%

Precincts Reporting 91 of 91 = 100.00%

Number of District Voters: 3,915 of 51,590 = 7.59%

District Precincts Reporting 52 of 52 = 100.00%

Party	Candidate	Absentee		Early		Election		Total	
Precinct 033 (Ballots Cast: 307)									
PROPOSITION A Waco ISD, Vote For 1									
	FOR	8	53.33%	74	54.01%	87	57.62%	169	55.78%
	AGAINST	7	46.67%	63	45.99%	64	42.38%	134	44.22%
	Cast Votes:	15	100.00%	137	99.28%	151	98.05%	303	98.70%
	Over Votes:	0	0.00%	0	0.00%	0	0.00%	0	0.00%
	Under Votes:	0	0.00%	1	0.72%	3	1.95%	4	1.30%

Waco ISD- Precinct — Official
McLennan County — November 2, 2021 Joint General Election — November 02, 2021

Page 30 of 52

11/09/2021 02:24 PM

Total Number of Voters : 12,129 of 148,640 = 8.16%

Precincts Reporting 91 of 91 = 100.00%

Number of District Voters: 3,915 of 51,590 = 7.59%

District Precincts Reporting 52 of 52 = 100.00%

Party	Candidate	Absentee	Early	Election	Total
Precinct 034 (Ballots Cast: 217)					
PROPOSITION A Waco ISD, Vote For 1					
	FOR	4 50.00%	48 51.61%	65 57.02%	117 54.42%
	AGAINST	4 50.00%	45 48.39%	49 42.98%	98 45.58%
	Cast Votes:	8 100.00%	93 97.89%	114 100.00%	215 99.08%
	Over Votes:	0 0.00%	0 0.00%	0 0.00%	0 0.00%
	Under Votes:	0 0.00%	2 2.11%	0 0.00%	2 0.92%

Waco ISD- Precinct — Official
McLennan County — November 2, 2021 Joint General Election — November 02, 2021

Total Number of Voters : 12,129 of 148,640 = 8.16%
 Number of District Voters: 3,915 of 51,590 = 7.59%

Precincts Reporting 91 of 91 = 100.00%
 District Precincts Reporting 52 of 52 = 100.00%

Party	Candidate	Absentee	Early	Election	Total
-------	-----------	----------	-------	----------	-------

Precinct 035 (Ballots Cast: 47)

PROPOSITION A Waco ISD, Vote For 1									
	FOR	1	50.00%	6	66.67%	17	47.22%	24	51.06%
	AGAINST	1	50.00%	3	33.33%	19	52.78%	23	48.94%
	Cast Votes:	2	100.00%	9	100.00%	36	100.00%	47	100.00%
	Over Votes:	0	0.00%	0	0.00%	0	0.00%	0	0.00%
	Under Votes:	0	0.00%	0	0.00%	0	0.00%	0	0.00%

Waco ISD- Precinct — Official
McLennan County — November 2, 2021 Joint General Election — November 02, 2021

Page 32 of 52

11/09/2021 02:24 PM

Total Number of Voters : 12,129 of 148,640 = 8.16%

Precincts Reporting 91 of 91 = 100.00%

Number of District Voters: 3,915 of 51,590 = 7.59%

District Precincts Reporting 52 of 52 = 100.00%

Party	Candidate	Absentee		Early		Election		Total	
Precinct 036 (Ballots Cast: 231)									
PROPOSITION A Waco ISD, Vote For 1									
	FOR	3	50.00%	64	64.00%	69	57.02%	136	59.91%
	AGAINST	3	50.00%	36	36.00%	52	42.98%	91	40.09%
	Cast Votes:	6	85.71%	100	98.04%	121	99.18%	227	98.27%
	Over Votes:	0	0.00%	0	0.00%	0	0.00%	0	0.00%
	Under Votes:	1	14.29%	2	1.96%	1	0.82%	4	1.73%

Waco ISD- Precinct — Official
McLennan County — November 2, 2021 Joint General Election — November 02, 2021

Page 33 of 52

11/09/2021 02:24 PM

Total Number of Voters : 12,129 of 148,640 = 8.16%

Precincts Reporting 91 of 91 = 100.00%

Number of District Voters: 3,915 of 51,590 = 7.59%

District Precincts Reporting 52 of 52 = 100.00%

Party	Candidate	Absentee		Early		Election		Total	
Precinct 037 (Ballots Cast: 80)									
PROPOSITION A Waco ISD, Vote For 1									
	FOR	2	50.00%	10	43.48%	23	43.40%	35	43.75%
	AGAINST	2	50.00%	13	56.52%	30	56.60%	45	56.25%
	Cast Votes:	4	100.00%	23	100.00%	53	100.00%	80	100.00%
	Over Votes:	0	0.00%	0	0.00%	0	0.00%	0	0.00%
	Under Votes:	0	0.00%	0	0.00%	0	0.00%	0	0.00%

Waco ISD- Precinct — Official
McLennan County — November 2, 2021 Joint General Election — November 02, 2021

Page 34 of 52

11/09/2021 02:24 PM

Total Number of Voters : 12,129 of 148,640 = 8.16%

Precincts Reporting 91 of 91 = 100.00%

Number of District Voters: 3,915 of 51,590 = 7.59%

District Precincts Reporting 52 of 52 = 100.00%

Party	Candidate	Absentee		Early		Election		Total	
Precinct 038 (Ballots Cast: 74)									
PROPOSITION A Waco ISD, Vote For 1									
	FOR	0	0.00%	22	59.46%	19	51.35%	41	55.41%
	AGAINST	0	0.00%	15	40.54%	18	48.65%	33	44.59%
	Cast Votes:	0	0.00%	37	100.00%	37	100.00%	74	100.00%
	Over Votes:	0	0.00%	0	0.00%	0	0.00%	0	0.00%
	Under Votes:	0	0.00%	0	0.00%	0	0.00%	0	0.00%

Waco ISD- Precinct — Official
McLennan County — November 2, 2021 Joint General Election — November 02, 2021

Total Number of Voters : 12,129 of 148,640 = 8.16%

Precincts Reporting 91 of 91 = 100.00%

Number of District Voters: 3,915 of 51,590 = 7.59%

District Precincts Reporting 52 of 52 = 100.00%

Party	Candidate	Absentee	Early	Election	Total
Precinct 039 (Ballots Cast: 24)					
PROPOSITION A Waco ISD, Vote For 1					
	FOR	1 50.00%	0 0.00%	10 55.56%	11 45.83%
	AGAINST	1 50.00%	4 100.00%	8 44.44%	13 54.17%
	Cast Votes:	2 100.00%	4 100.00%	18 100.00%	24 100.00%
	Over Votes:	0 0.00%	0 0.00%	0 0.00%	0 0.00%
	Under Votes:	0 0.00%	0 0.00%	0 0.00%	0 0.00%

Waco ISD- Precinct — Official
McLennan County — November 2, 2021 Joint General Election — November 02, 2021

Page 36 of 52

11/09/2021 02:24 PM

Total Number of Voters : 12,129 of 148,640 = 8.16%

Precincts Reporting 91 of 91 = 100.00%

Number of District Voters: 3,915 of 51,590 = 7.59%

District Precincts Reporting 52 of 52 = 100.00%

Party	Candidate	Absentee		Early		Election		Total	
Precinct 040 (Ballots Cast: 325)									
PROPOSITION A Waco ISD, Vote For 1									
	FOR	8	61.54%	70	51.85%	86	48.86%	164	50.62%
	AGAINST	5	38.46%	65	48.15%	90	51.14%	160	49.38%
	Cast Votes:	13	100.00%	135	99.26%	176	100.00%	324	99.69%
	Over Votes:	0	0.00%	0	0.00%	0	0.00%	0	0.00%
	Under Votes:	0	0.00%	1	0.74%	0	0.00%	1	0.31%

Waco ISD- Precinct — Official
McLennan County — November 2, 2021 Joint General Election — November 02, 2021

Page 37 of 52

11/09/2021 02:24 PM

Total Number of Voters : 12,129 of 148,640 = 8.16%

Precincts Reporting 91 of 91 = 100.00%

Number of District Voters: 3,915 of 51,590 = 7.59%

District Precincts Reporting 52 of 52 = 100.00%

Party	Candidate	Absentee		Early		Election		Total	
Precinct 041 (Ballots Cast: 146)									
PROPOSITION A Waco ISD, Vote For 1									
	FOR	5	55.56%	31	55.36%	31	38.75%	67	46.21%
	AGAINST	4	44.44%	25	44.64%	49	61.25%	78	53.79%
	Cast Votes:	9	90.00%	56	100.00%	80	100.00%	145	99.32%
	Over Votes:	0	0.00%	0	0.00%	0	0.00%	0	0.00%
	Under Votes:	1	10.00%	0	0.00%	0	0.00%	1	0.68%

Waco ISD- Precinct — Official
McLennan County — November 2, 2021 Joint General Election — November 02, 2021

Page 38 of 52

11/09/2021 02:24 PM

Total Number of Voters : 12,129 of 148,640 = 8.16%

Precincts Reporting 91 of 91 = 100.00%

Number of District Voters: 3,915 of 51,590 = 7.59%

District Precincts Reporting 52 of 52 = 100.00%

Party	Candidate	Absentee		Early		Election		Total	
Precinct 042 (Ballots Cast: 56)									
PROPOSITION A Waco ISD, Vote For 1									
	FOR	2	66.67%	7	38.89%	17	48.57%	26	46.43%
	AGAINST	1	33.33%	11	61.11%	18	51.43%	30	53.57%
	Cast Votes:	3	100.00%	18	100.00%	35	100.00%	56	100.00%
	Over Votes:	0	0.00%	0	0.00%	0	0.00%	0	0.00%
	Under Votes:	0	0.00%	0	0.00%	0	0.00%	0	0.00%

Waco ISD- Precinct — Official
McLennan County — November 2, 2021 Joint General Election — November 02, 2021

Total Number of Voters : 12,129 of 148,640 = 8.16%

Precincts Reporting 91 of 91 = 100.00%

Number of District Voters: 3,915 of 51,590 = 7.59%

District Precincts Reporting 52 of 52 = 100.00%

Party	Candidate	Absentee		Early		Election		Total	
Precinct 043 (Ballots Cast: 19)									
PROPOSITION A Waco ISD, Vote For 1									
	FOR	0	0.00%	3	100.00%	11	68.75%	14	73.68%
	AGAINST	0	0.00%	0	0.00%	5	31.25%	5	26.32%
	Cast Votes:	0	0.00%	3	100.00%	16	100.00%	19	100.00%
	Over Votes:	0	0.00%	0	0.00%	0	0.00%	0	0.00%
	Under Votes:	0	0.00%	0	0.00%	0	0.00%	0	0.00%

Waco ISD- Precinct — Official
McLennan County — November 2, 2021 Joint General Election — November 02, 2021

Page 40 of 52

11/09/2021 02:24 PM

Total Number of Voters : 12,129 of 148,640 = 8.16%

Precincts Reporting 91 of 91 = 100.00%

Number of District Voters: 3,915 of 51,590 = 7.59%

District Precincts Reporting 52 of 52 = 100.00%

Party	Candidate	Absentee		Early		Election		Total	
Precinct 045 (Ballots Cast: 42)									
PROPOSITION A Waco ISD, Vote For 1									
	FOR	0	0.00%	5	71.43%	15	44.12%	20	47.62%
	AGAINST	1	100.00%	2	28.57%	19	55.88%	22	52.38%
	Cast Votes:	1	100.00%	7	100.00%	34	100.00%	42	100.00%
	Over Votes:	0	0.00%	0	0.00%	0	0.00%	0	0.00%
	Under Votes:	0	0.00%	0	0.00%	0	0.00%	0	0.00%

Waco ISD- Precinct — Official
McLennan County — November 2, 2021 Joint General Election — November 02, 2021

Page 41 of 52

11/09/2021 02:24 PM

Total Number of Voters : 12,129 of 148,640 = 8.16%

Precincts Reporting 91 of 91 = 100.00%

Number of District Voters: 3,915 of 51,590 = 7.59%

District Precincts Reporting 52 of 52 = 100.00%

Party	Candidate	Absentee		Early		Election		Total	
Precinct 046 (Ballots Cast: 16)									
PROPOSITION A Waco ISD, Vote For 1									
	FOR	0	0.00%	1	20.00%	9	81.82%	10	62.50%
	AGAINST	0	0.00%	4	80.00%	2	18.18%	6	37.50%
	Cast Votes:	0	0.00%	5	100.00%	11	100.00%	16	100.00%
	Over Votes:	0	0.00%	0	0.00%	0	0.00%	0	0.00%
	Under Votes:	0	0.00%	0	0.00%	0	0.00%	0	0.00%

Waco ISD- Precinct — Official
McLennan County — November 2, 2021 Joint General Election — November 02, 2021

Page 42 of 52

11/09/2021 02:24 PM

Total Number of Voters : 12,129 of 148,640 = 8.16%
 Number of District Voters: 3,915 of 51,590 = 7.59%

Precincts Reporting 91 of 91 = 100.00%
 District Precincts Reporting 52 of 52 = 100.00%

Party	Candidate	Absentee		Early		Election		Total	
Precinct 047 (Ballots Cast: 68)									
PROPOSITION A Waco ISD, Vote For 1									
	FOR	0	0.00%	11	45.83%	29	69.05%	40	59.70%
	AGAINST	1	100.00%	13	54.17%	13	30.95%	27	40.30%
	Cast Votes:	1	100.00%	24	100.00%	42	97.67%	67	98.53%
	Over Votes:	0	0.00%	0	0.00%	0	0.00%	0	0.00%
	Under Votes:	0	0.00%	0	0.00%	1	2.33%	1	1.47%

Waco ISD- Precinct — Official
McLennan County — November 2, 2021 Joint General Election — November 02, 2021

Total Number of Voters : 12,129 of 148,640 = 8.16%

Precincts Reporting 91 of 91 = 100.00%

Number of District Voters: 3,915 of 51,590 = 7.59%

District Precincts Reporting 52 of 52 = 100.00%

Party	Candidate	Absentee	Early	Election	Total
Precinct 048 (Ballots Cast: 22)					
PROPOSITION A Waco ISD, Vote For 1					
	FOR	0 0.00%	1 20.00%	10 62.50%	11 50.00%
	AGAINST	1 100.00%	4 80.00%	6 37.50%	11 50.00%
	Cast Votes:	1 100.00%	5 100.00%	16 100.00%	22 100.00%
	Over Votes:	0 0.00%	0 0.00%	0 0.00%	0 0.00%
	Under Votes:	0 0.00%	0 0.00%	0 0.00%	0 0.00%

Waco ISD- Precinct — Official
McLennan County — November 2, 2021 Joint General Election — November 02, 2021

Page 44 of 52

11/09/2021 02:24 PM

Total Number of Voters : 12,129 of 148,640 = 8.16%
 Number of District Voters: 3,915 of 51,590 = 7.59%

Precincts Reporting 91 of 91 = 100.00%
 District Precincts Reporting 52 of 52 = 100.00%

Party	Candidate	Absentee		Early		Election		Total	
Precinct 049 (Ballots Cast: 43)									
PROPOSITION A Waco ISD, Vote For 1									
	FOR	0	0.00%	8	61.54%	12	40.00%	20	46.51%
	AGAINST	0	0.00%	5	38.46%	18	60.00%	23	53.49%
	Cast Votes:	0	0.00%	13	100.00%	30	100.00%	43	100.00%
	Over Votes:	0	0.00%	0	0.00%	0	0.00%	0	0.00%
	Under Votes:	0	0.00%	0	0.00%	0	0.00%	0	0.00%

Waco ISD- Precinct — Official
McLennan County — November 2, 2021 Joint General Election — November 02, 2021

Page 45 of 52

11/09/2021 02:24 PM

Total Number of Voters : 12,129 of 148,640 = 8.16%
 Number of District Voters: 3,915 of 51,590 = 7.59%

Precincts Reporting 91 of 91 = 100.00%
 District Precincts Reporting 52 of 52 = 100.00%

Party	Candidate	Absentee		Early		Election		Total	
Precinct 050 (Ballots Cast: 75)									
PROPOSITION A Waco ISD, Vote For 1									
	FOR	5	62.50%	10	47.62%	27	61.36%	42	57.53%
	AGAINST	3	37.50%	11	52.38%	17	38.64%	31	42.47%
	Cast Votes:	8	100.00%	21	91.30%	44	100.00%	73	97.33%
	Over Votes:	0	0.00%	0	0.00%	0	0.00%	0	0.00%
	Under Votes:	0	0.00%	2	8.70%	0	0.00%	2	2.67%

Waco ISD- Precinct — Official
McLennan County — November 2, 2021 Joint General Election — November 02, 2021

Page 46 of 52

11/09/2021 02:24 PM

Total Number of Voters : 12,129 of 148,640 = 8.16%

Precincts Reporting 91 of 91 = 100.00%

Number of District Voters: 3,915 of 51,590 = 7.59%

District Precincts Reporting 52 of 52 = 100.00%

Party	Candidate	Absentee		Early		Election		Total	
Precinct 052 (Ballots Cast: 201)									
PROPOSITION A Waco ISD, Vote For 1									
	FOR	5	100.00%	56	59.57%	59	58.42%	120	60.00%
	AGAINST	0	0.00%	38	40.43%	42	41.58%	80	40.00%
	Cast Votes:	5	100.00%	94	98.95%	101	100.00%	200	99.50%
	Over Votes:	0	0.00%	0	0.00%	0	0.00%	0	0.00%
	Under Votes:	0	0.00%	1	1.05%	0	0.00%	1	0.50%

Waco ISD- Precinct — Official
McLennan County — November 2, 2021 Joint General Election — November 02, 2021

Page 47 of 52

11/09/2021 02:24 PM

Total Number of Voters : 12,129 of 148,640 = 8.16%
 Number of District Voters: 3,915 of 51,590 = 7.59%

Precincts Reporting 91 of 91 = 100.00%
 District Precincts Reporting 52 of 52 = 100.00%

Party	Candidate	Absentee	Early	Election	Total
-------	-----------	----------	-------	----------	-------

Precinct 056 (Ballots Cast: 36)

PROPOSITION A Waco ISD, Vote For 1

FOR

AGAINST

	1	25.00%	4	80.00%	11	40.74%	16	44.44%
	3	75.00%	1	20.00%	16	59.26%	20	55.56%
Cast Votes:	4	100.00%	5	100.00%	27	100.00%	36	100.00%
Over Votes:	0	0.00%	0	0.00%	0	0.00%	0	0.00%
Under Votes:	0	0.00%	0	0.00%	0	0.00%	0	0.00%

Waco ISD- Precinct — Official
McLennan County — November 2, 2021 Joint General Election — November 02, 2021

Page 48 of 52

11/09/2021 02:24 PM

Total Number of Voters : 12,129 of 148,640 = 8.16%

Precincts Reporting 91 of 91 = 100.00%

Number of District Voters: 3,915 of 51,590 = 7.59%

District Precincts Reporting 52 of 52 = 100.00%

Party	Candidate	Absentee		Early		Election		Total	
Precinct 057 (Ballots Cast: 75)									
PROPOSITION A Waco ISD, Vote For 1									
	FOR	0	0.00%	8	72.73%	32	56.14%	40	56.34%
	AGAINST	3	100.00%	3	27.27%	25	43.86%	31	43.66%
	Cast Votes:	3	100.00%	11	100.00%	57	93.44%	71	94.67%
	Over Votes:	0	0.00%	0	0.00%	0	0.00%	0	0.00%
	Under Votes:	0	0.00%	0	0.00%	4	6.56%	4	5.33%

Waco ISD- Precinct — Official
McLennan County — November 2, 2021 Joint General Election — November 02, 2021

Total Number of Voters : 12,129 of 148,640 = 8.16%

Precincts Reporting 91 of 91 = 100.00%

Number of District Voters: 3,915 of 51,590 = 7.59%

District Precincts Reporting 52 of 52 = 100.00%

Party	Candidate	Absentee		Early		Election		Total	
Precinct 060 (Ballots Cast: 10)									
PROPOSITION A Waco ISD, Vote For 1									
	FOR	0	0.00%	0	0.00%	9	100.00%	9	90.00%
	AGAINST	0	0.00%	1	100.00%	0	0.00%	1	10.00%
	Cast Votes:	0	0.00%	1	100.00%	9	100.00%	10	100.00%
	Over Votes:	0	0.00%	0	0.00%	0	0.00%	0	0.00%
	Under Votes:	0	0.00%	0	0.00%	0	0.00%	0	0.00%

Waco ISD- Precinct — Official
McLennan County — November 2, 2021 Joint General Election — November 02, 2021

Page 50 of 52

11/09/2021 02:24 PM

Total Number of Voters : 12,129 of 148,640 = 8.16%

Precincts Reporting 91 of 91 = 100.00%

Number of District Voters: 3,915 of 51,590 = 7.59%

District Precincts Reporting 52 of 52 = 100.00%

Party	Candidate	Absentee		Early		Election		Total	
Precinct 089 (Ballots Cast: 0)									
PROPOSITION A Waco ISD, Vote For 1									
	FOR	0	0.00%	0	0.00%	0	0.00%	0	0.00%
	AGAINST	0	0.00%	0	0.00%	0	0.00%	0	0.00%
	Cast Votes:	0	0.00%	0	0.00%	0	0.00%	0	0.00%
	Over Votes:	0	0.00%	0	0.00%	0	0.00%	0	0.00%
	Under Votes:	0	0.00%	0	0.00%	0	0.00%	0	0.00%

Waco ISD- Precinct — Official
McLennan County — November 2, 2021 Joint General Election — November 02, 2021

Page 51 of 52

11/09/2021 02:24 PM

Total Number of Voters : 12,129 of 148,640 = 8.16%

Precincts Reporting 91 of 91 = 100.00%

Number of District Voters: 3,915 of 51,590 = 7.59%

District Precincts Reporting 52 of 52 = 100.00%

Party	Candidate	Absentee		Early		Election		Total	
Precinct 090 (Ballots Cast: 9)									
PROPOSITION A Waco ISD, Vote For 1									
	FOR	0	0.00%	0	0.00%	3	42.86%	3	33.33%
	AGAINST	0	0.00%	2	100.00%	4	57.14%	6	66.67%
	Cast Votes:	0	0.00%	2	100.00%	7	100.00%	9	100.00%
	Over Votes:	0	0.00%	0	0.00%	0	0.00%	0	0.00%
	Under Votes:	0	0.00%	0	0.00%	0	0.00%	0	0.00%

Waco ISD- Precinct — Official
McLennan County — November 2, 2021 Joint General Election — November 02, 2021

Page 52 of 52

11/09/2021 02:24 PM

Total Number of Voters : 12,129 of 148,640 = 8.16%

Precincts Reporting 91 of 91 = 100.00%

Number of District Voters: 3,915 of 51,590 = 7.59%

District Precincts Reporting 52 of 52 = 100.00%

Party	Candidate	Absentee	Early	Election	Total
Precinct 091 (Ballots Cast: 13)					
PROPOSITION A Waco ISD, Vote For 1					
	FOR	0 0.00%	5 71.43%	2 33.33%	7 53.85%
	AGAINST	0 0.00%	2 28.57%	4 66.67%	6 46.15%
	Cast Votes:	0 0.00%	7 100.00%	6 100.00%	13 100.00%
	Over Votes:	0 0.00%	0 0.00%	0 0.00%	0 0.00%
	Under Votes:	0 0.00%	0 0.00%	0 0.00%	0 0.00%

Waco ISD- Canvass — Total Voters — Official

McLennan County — November 2, 2021 Joint General Election — November 02, 2021

Total Number of Voters : 12,129 of 148,640 = 8.16%

Precincts Reporting 91 of 91 = 100.00%

Number of District Voters: 3,915 of 51,590 = 7.59%

District Precincts Reporting 52 of 52 = 100.00%

PROPOSITION A Waco ISD

Precinct	Absentee Ballots Cast	Early Ballots Cast	Election Ballots Cast	Total Ballots Cast	Registered Voters	Percent Turnout	FOR	AGAINST	Totals
001	2	10	12	24	398	6.03%	18	6	24
002	0	1	6	7	583	1.20%	4	3	7
003	2	14	54	70	2766	2.53%	48	20	68
004	0	3	2	5	219	2.28%	4	1	5
005	0	6	14	20	1013	1.97%	16	4	20
006	0	3	4	7	964	0.73%	5	2	7
007	0	37	75	112	1728	6.48%	76	35	111
008	2	34	64	100	1329	7.52%	70	29	99
009	0	22	40	62	1030	6.02%	44	18	62
010	8	22	60	90	2233	4.03%	61	29	90
011	0	67	64	131	824	15.90%	64	66	130
012	22	62	74	158	2735	5.78%	127	29	156
013	2	0	3	5	163	3.07%	1	4	5
014	10	20	43	73	1433	5.09%	55	18	73
015	0	1	0	1	45	2.22%	1	0	1
016	4	7	6	17	228	7.46%	13	4	17
018	0	0	15	15	618	2.43%	12	3	15
020	2	3	13	18	553	3.25%	13	5	18
021	0	5	7	12	645	1.86%	9	3	12
022	2	10	13	25	515	4.85%	21	4	25
025	2	28	40	70	1920	3.65%	32	37	69
026	0	3	19	22	724	3.04%	11	10	21
027	2	4	19	25	1097	2.28%	20	5	25
028	2	55	92	149	1089	13.68%	85	63	148
029	2	13	32	47	902	5.21%	25	22	47
030	4	68	133	205	1973	10.39%	132	71	203
031	3	68	71	142	1764	8.05%	73	69	142
032	9	76	82	167	1002	16.67%	102	64	166
033	15	138	154	307	1567	19.59%	169	134	303
034	8	95	114	217	1388	15.63%	117	98	215
035	2	9	36	47	1090	4.31%	24	23	47
036	7	102	122	231	989	23.36%	136	91	227
037	4	23	53	80	1112	7.19%	35	45	80
038	0	37	37	74	703	10.53%	41	33	74
039	2	4	18	24	1064	2.26%	11	13	24
040	13	136	176	325	1990	16.33%	164	160	324
041	10	56	80	146	1640	8.90%	67	78	145
042	3	18	35	56	1263	4.43%	26	30	56
043	0	3	16	19	530	3.58%	14	5	19

Waco ISD- Canvass — Total Voters — Official

McLennan County — November 2, 2021 Joint General Election — November 02, 2021

Total Number of Voters : 12,129 of 148,640 = 8.16%

Precincts Reporting 91 of 91 = 100.00%

Number of District Voters: 3,915 of 51,590 = 7.59%

District Precincts Reporting 52 of 52 = 100.00%

PROPOSITION A Waco ISD

Precinct	Absentee Ballots Cast	Early Ballots Cast	Election Ballots Cast	Total Ballots Cast	Registered Voters	Percent Turnout	FOR	AGAINST	Totals
045	1	7	34	42	531	7.91%	20	22	42
046	0	5	11	16	326	4.91%	10	6	16
047	1	24	43	68	454	14.98%	40	27	67
048	1	5	16	22	586	3.75%	11	11	22
049	0	13	30	43	484	8.88%	20	23	43
050	8	23	44	75	1559	4.81%	42	31	73
052	5	95	101	201	848	23.70%	120	80	200
056	4	5	27	36	940	3.83%	16	20	36
057	3	11	61	75	1516	4.95%	40	31	71
060	0	1	9	10	192	5.21%	9	1	10
089	0	0	0	0	0	00.00%	0	0	0
090	0	2	7	9	254	3.54%	3	6	9
091	0	7	6	13	71	18.31%	7	6	13
Totals	167	1461	2287	3915	51590		2284	1598	3882