

NOTICE OF REGULAR

June 24, 2019

6:30 PM

Eastpointe Community Schools
Board of Education
24685 Kelly Road
Eastpointe, MI 48021
(586) 533-3023

Meeting Place:
Eastpointe City Hall
23200 Gratiot
Eastpointe, Michigan 48021

Agenda

1. Call to Order
2. Roll Call
3. Pledge of Allegiance
4. Approval of the Agenda
5. Consent Agenda
 - A. Minutes of the Regular Meeting of June 10, 2019 3
 - B. Payment of the Bills through June 14, 2019, in the Amount of \$1,362,131.27 5
 - C. Revenue and Expense Report through June 14, 2019 26
6. Superintendent's Report
7. Executive Closed Session
 - A. Negotiations
 - B. Written Opinion
8. Public Hearing
- 2019/20 Truth in Budgeting and Tax Rate Certification
9. First Hearing of the Public
10. Discussion/Action
 - A. Business/Finance
 1. 2019 Final Budget Amendment 58
 2. 2020 Original Budget 64
 3. Property Tax Levy 71
 - B. Human Resources
 - EFE Agreement
 - C. Curriculum/Instruction

Proposed minutes of said meeting will be available for public inspection during regular hours at the office of the Superintendent of Schools, 24685 Kelly Road, Eastpointe, Michigan. This meeting is a meeting of the Board of Education in public for the purpose of conducting the School District's business and is not to be considered a public community meeting. There is time for public participation during the meeting as indicated in agenda item "Hearing of the Public."

EASTPOINTE BOARD OF EDUCATION

Jon S. Gruenberg, President
Dr. Chineva Early, Vice President

Julie DeVita, Secretary
Robert Roscoe, Treasurer

Mary M. Hall-Rayford, Trustee
Keith Ward, Trustee
Edward Williams, Trustee

In partnership with the community, the Eastpointe Community Schools will provide all its students with quality education programs in a safe and nurturing environment so that our graduates are adequately prepared for productive citizenship in a global society.

It is the policy of Eastpointe Community Schools not to discriminate against any person on the basis of race, color, national origin, gender, age, disability, religion, height, weight or marital status in its programs, services, employment, or any other activities. For information, contact the Superintendent of Eastpointe Community Schools, Administrative Center, 24685 Kelly Rd, Eastpointe, MI 48021, (586) 533-3000.

NOTICE OF REGULAR

June 24, 2019

6:30 PM

Eastpointe Community Schools
Board of Education
24685 Kelly Road
Eastpointe, MI 48021
(586) 533-3023

Meeting Place:
Eastpointe City Hall
23200 Gratiot
Eastpointe, Michigan 48021

Agenda

- MHSAA Resolution
- 11. Second Hearing of the Public
- 12. Trustee Announcements
- 13. Adjournment

Proposed minutes of said meeting will be available for public inspection during regular hours at the office of the Superintendent of Schools, 24685 Kelly Road, Eastpointe, Michigan. This meeting is a meeting of the Board of Education in public for the purpose of conducting the School District's business and is not to be considered a public community meeting. There is time for public participation during the meeting as indicated in agenda item "Hearing of the Public."

EASTPOINTE BOARD OF EDUCATION

Jon S. Gruenberg, President
Dr. Chineva Early, Vice President

Julie DeVita, Secretary
Robert Roscoe, Treasurer

Mary M. Hall-Rayford, Trustee
Keith Ward, Trustee
Edward Williams, Trustee

In partnership with the community, the Eastpointe Community Schools will provide all its students with quality education programs in a safe and nurturing environment so that our graduates are adequately prepared for productive citizenship in a global society.

It is the policy of Eastpointe Community Schools not to discriminate against any person on the basis of race, color, national origin, gender, age, disability, religion, height, weight or marital status in its programs, services, employment, or any other activities. For information, contact the Superintendent of Eastpointe Community Schools, Administrative Center, 24685 Kelly Rd, Eastpointe, MI 48021, (586) 533-3000.

Minutes of the Regular Meeting of June 10, 2019

The Board of Trustees Eastpointe Community Schools

A regular meeting of the Board of Trustees of Eastpointe Community Schools was held on June 10, 2019, beginning at 6:30 p.m. at Eastpointe City Hall, 23200 Gratiot Ave., Eastpointe, MI 48021.

1. Call to Order

President Gruenberg called to order the Regular Meeting of the Eastpointe Board of Education at 6:34 p.m.

2. Roll Call

Members present: Edward Williams, Dr. Chineva Early, Robert Roscoe, Keith Ward, Jon Gruenberg, Julie DeVita
Members excused: Randy Wilson

3. Pledge of Allegiance

Dan Zander led the Pledge of Allegiance.

4. Approval of the Agenda

Motion was made by Roscoe and supported by Ward to approve the agenda as presented.

Voting yes: Roscoe, Ward, Williams, Dr. Early, Gruenberg, DeVita

Voting no:

Motion carried

5. Consent Agenda

- A. Minutes of the Board Workshop of May 13, 2019
- B. Minutes of the Regular Meeting of May 13, 2019
- C. Minutes of the Board Workshop of May 13, 2019
- D. Minutes of the Special Meeting of May 22, 2019
- E. Minutes of the Special Meeting of May 22, 2019
- F. Payment of the Bills through May 31, 2019, in the Amount of \$1,872,986.45
- G. Revenue and Expense Report through May 31, 2019
- H. Instructional New Hires-EFE
 - 1. Brian Hug-Science, Eastpointe High School
 - 2. Karen Youngblood-Paraprofessional, Forest Park Elementary
- I. Non-Instructional New Hire-Local 120
Candise Thomas-Cafeteria Helper
- J. Non-Instructional New Hire-Non-Affiliate
Cynthia Stackpoole, Food Service Director

Motion was made by Dr. Early and supported by Roscoe to approve the consent agenda with the removal of item J.

Voting yes: Dr. Early, Roscoe, Williams, Ward, Gruenberg, DeVita

Voting no:

Motion carried

Non-Instructional New Hire-Non Affiliate Cynthia Stackpoole, Food Service Director

Motion was made by Roscoe and supported by Dr. Early to approve Cynthia Stackpoole for the position of Food Service Director.

Voting yes: Roscoe, Dr. Early, Williams, Ward, Gruenberg, DeVita

Voting no:

Motion carried

6. Superintendent's Report

Dr. McLeod started his report by allowing Mr. Carlesso to³welcome our new Food Service Director, Cyndi Stackpoole. He discussed the recent graduation ceremonies for Eastpointe High School and the Alternative Center, saying it is exciting for

the students, their families, and the whole community. He reminded everyone that Friday would be the last day of school and that summer school is coming up soon. Dr. McLeod then introduced the Hillside Foundation, a group of alumni who donated \$10,000 to the district last year. Two members of the Hillside Foundation came forward to discuss their mission and upcoming golf outing on July 14. Dr. McLeod said there are lots of good things that happen when schools partner with foundations and told the board that there will be a formalizing of the relationship between the district and foundation at the next school board meeting.

7. First Hearing of the Public

The following individuals were recognized at the First Hearing of the Public: None

8. Discussion/Action

Business/Finance

August 2019 State Aid Note

Motion was made by Roscoe and supported by Williams to approve the August 2019 State Aide Note Resolution as presented.

Voting yes: Roscoe, Williams, Dr. Early, Ward, Gruenberg, DeVita

Voting no:

Motion carried

9. Second Hearing of the Public

The following individuals were recognized at the Second Hearing of the Public: Dan Zander

10. Trustee Announcements

Mr. Ward thanked the Hillside Foundation for their work. He then thanked the board for attending the graduations and said he's looking forward to the future. He went on to say that his time as a parent in the district is done, but he's looking forward to his work continuing on the board.

Mr. Roscoe congratulated the new food service director. He said he enjoyed the graduations, and is still shaking hands in his sleep. Mr. Roscoe shared that he is looking forward to the Gratiot Cruise and appreciates serving the community.

Mr. Williams said he also enjoyed the graduations, and that it was near to his heart to see the alternative center graduates he helped to mentor. He thanked the Hillside Foundation and congratulated Ms. Stackpoole on her hire. He added that he's proud to be asked to be part of the Gratiot Cruise.

Dr. Early said she will not be at the Gratiot Cruise as it is her 27th wedding anniversary and she and her husband are attending a Tigers game. She thanked the people who attended the board meeting and said she's thankful to have had a successful semester with the board. Dr. Early said this is one of the best times of the year with the excitement of graduation and told everyone to enjoy the summer.

Ms. DeVita welcomed the new hires and congratulated Ms. Stackpoole. She apologized for missing the graduation ceremonies and wished Dan a happy birthday. Ms. DeVita gave kudos to the staff for the work they did this year and wished everyone a great summer.

Mr. Gruenberg started by acknowledging the Hillside Foundation for the work they've been doing. He reminded the district this is the first time we've had an association like this and we are setting precedents for the future. Mr. Gruenberg talked about the Gratiot Cruise and then cautioned everyone to be careful as the kids are outside playing more now that it is summer. He talked about what he took away from the graduation speeches, and commented on how many students named specific staff members who had an effect on their lives. He said it shows the vital role our staff members play in our kids' lives. Mr. Gruenberg welcomed the food service director and reminded everyone that food service is a separate budget that does not impact classroom funds. Mr. Gruenberg finished by recognizing the D-Day anniversary and telling the story of Dean Rockwell, who was the wrestling coach at East Detroit when he departed for World War II. He tied it to the Hillside Foundation and said it shows the quality of people coming out of this district has not and will not change.

11. Adjournment

President Gruenberg adjourned the meeting at 7:01 p.m.

Eastpointe Community Schools

Board Meeting held on June 24th, 2019

Payments of the Bills

For the Period 6/1/19 thru 6/14/19

PAYROLL RELATED

		<u>June 10, 2019</u>
Gross Pay	\$	548,256.58
FICA	\$	38,750.96
MPSERS	\$	143,168.11
Other Payroll Adjustments	\$	6,430.35
Total Payroll Costs	\$	736,606.00
PAPER CHECKS ISSUED (registers attached cd0502)	\$	540,994.93
ELECTRONIC PAYMENTS (WIRES / ACH)		
Edustaff	6/7/2019 \$	84,530.34
Total Electronic Payments	\$	84,530.34
TOTAL EXPENDITURES TO BE APPROVED	\$	1,362,131.27

CHECK NUMBER	CHECK DATE	ASN	VEND #	VENDOR NAME	INVOICE NO	PO #	DESCRIPTION	AMOUNT
11 GENERAL FUND								
133197	6/07/19	6755910	127	ABSOPURE WATER CO	87148326	190069	NATURAL SPRING WATER *COMPUTER CHECK TOTAL*	43.50 43.50
133198	6/07/19	6703310	12563	ACE TRANSPORTATION, INC	2019580		PUPIL TRANS-SPEC SVCS	2,772.00
133198	6/07/19	6703310	12563	ACE TRANSPORTATION, INC	2019581		PUPIL TRANS-SPEC SVCS	2,091.00
133198	6/07/19	6703310	12563	ACE TRANSPORTATION, INC	2019582		PUPIL TRANS-SPEC SVCS	2,064.00
133198	6/07/19	6703310	12563	ACE TRANSPORTATION, INC	2019583		PUPIL TRANS-SPEC SVCS *COMPUTER CHECK TOTAL*	2,451.00 9,378.00
133199	6/07/19	2305110	8503	APPERSON EDUCATION PRODUCTS DI	INV071109	190435	Apperson's Scantron 100Q	60.00
133199	6/07/19	2305110	8503	APPERSON EDUCATION PRODUCTS DI	INV071109		Shipping & Handling *COMPUTER CHECK TOTAL*	16.09 76.09
133200	6/07/19	4903410	5630	AT & T LONG DISTANCE	833221977		PUR SVC-LONG DISTANCE *COMPUTER CHECK TOTAL*	678.13 678.13
133201	6/07/19	6605995	3431	AVENTRIC TECHNOLOGIES	6070782		O & M-SPL MISC *COMPUTER CHECK TOTAL*	195.00 195.00
133202	6/07/19	5177910	9400	BEAN BROTHERS BOWLING & TROPHY	32202-19		ATHLETICS-CHEER TROPHIES	39.75
133202	6/07/19	5005913	9400	BEAN BROTHERS BOWLING & TROPHY	52308-19		ATHLETICS-SOCCER TROPHIES	52.60
133202	6/07/19	5005913	9400	BEAN BROTHERS BOWLING & TROPHY	52813-19		ATHLETICS-TRACK TROPHIES	66.25
133202	6/07/19	5005913	9400	BEAN BROTHERS BOWLING & TROPHY	53002-19		ATHLETICS-SOFTBALL TROPHIES *COMPUTER CHECK TOTAL*	26.50 185.107
133204	6/07/19	4904123	13919	BRIDGES AUDIO-VISUAL	15574		REPR EQUIP-PROJECTOR MAINT *COMPUTER CHECK TOTAL*	3,634.00 3,634.00
133205	6/07/19	2305910	4533	C D W GOVERNMENT	SKG0437	190397	Xerox WorkCenter 3225/ Shipping	139.00 14.84
133205	6/07/19	2305910	4533	C D W GOVERNMENT	SKG0437		*COMPUTER CHECK TOTAL*	153.84
133206	6/07/19	2308210	3209	CHIPPEWA VALLEY SCHOOLS	8018		IAM-2ND SEM TUITION 2018/19 *COMPUTER CHECK TOTAL*	38,742.00 38,742.00
133207	6/07/19	6605510	3002	CONSTELLATION	2611245		HEATING FUEL-DEERFIELD-APRIL *COMPUTER CHECK TOTAL*	18,030.17 18,030.17
133209	6/07/19	6604120	12814	C3 BUSINESS COMMUNICATIONS SYS	13705	190363	Vertex UHF Repeater	1,000.00
133209	6/07/19	6604120	12814	C3 BUSINESS COMMUNICATIONS SYS	13705		Comprod Pass-Reject	2,185.00
133209	6/07/19	4904123	12814	C3 BUSINESS COMMUNICATIONS SYS	13706		Vertex UHF Repeater	1,000.00
133209	6/07/19	4904123	12814	C3 BUSINESS COMMUNICATIONS SYS	13706		FCC License Application	925.00
133209	6/07/19	4904123	12814	C3 BUSINESS COMMUNICATIONS SYS	13706		3db gain UHF Antenna	180.00
133209	6/07/19	4904123	12814	C3 BUSINESS COMMUNICATIONS SYS	13706		Transmission Line	165.00
133209	6/07/19	4904123	12814	C3 BUSINESS COMMUNICATIONS SYS	13706		Tower Mount	322.00
133209	6/07/19	4904123	12814	C3 BUSINESS COMMUNICATIONS SYS	13706		Installation Labor *COMPUTER CHECK TOTAL*	1,586.00 7,363.00
133210	6/07/19	6605995	25945	DERONNE HARDWARE	109011/1	190036	SPLS MAINT/REPAIR	57.00
133210	6/07/19	6605995	25945	DERONNE HARDWARE	109027/1		SPLS MAINT/REPAIR	14.38
133210	6/07/19	6605995	25945	DERONNE HARDWARE	109039/1		SPLS MAINT/REPAIR	14.39

CHECK NUMBER	CHECK DATE	ASN	VEND #	VENDOR NAME	INVOICE NO	PO #	DESCRIPTION	AMOUNT
11 GENERAL FUND								
133210	6/07/19	6605995	25945	DERONNE HARDWARE	109065/1		SPLS MAINT/REPAIR	69.57
133210	6/07/19	6605995	25945	DERONNE HARDWARE	109091/1		SPLS MAINT/REPAIR	17.68
133210	6/07/19	6605995	25945	DERONNE HARDWARE	109095/1		SPLS MAINT/REPAIR	388.50
133210	6/07/19	6605995	25945	DERONNE HARDWARE	109132/1		SPLS MAINT/REPAIR	29.84
133210	6/07/19	6605995	25945	DERONNE HARDWARE	109133/1		SPLS MAINT/REPAIR	8.09
133210	6/07/19	6605995	25945	DERONNE HARDWARE	109151/1		SPLS MAINT/REPAIR	5.39
133210	6/07/19	6605995	25945	DERONNE HARDWARE	109166/1		SPLS MAINT/REPAIR	71.09
133210	6/07/19	6605995	25945	DERONNE HARDWARE	109169/1		SPLS MAINT/REPAIR	2.51
133210	6/07/19	6605995	25945	DERONNE HARDWARE	109181/1		SPLS MAINT/REPAIR	7.64
133210	6/07/19	6605995	25945	DERONNE HARDWARE	109191/1		SPLS MAINT/REPAIR	243.88
133210	6/07/19	6605995	25945	DERONNE HARDWARE	109204/1		SPLS MAINT/REPAIR	23.73
133210	6/07/19	6605995	25945	DERONNE HARDWARE	109226/1		SPLS MAINT/REPAIR	5.84
133210	6/07/19	6605995	25945	DERONNE HARDWARE	109261/1		SPLS MAINT/REPAIR	33.38
133210	6/07/19	6605995	25945	DERONNE HARDWARE	109265/1		SPLS MAINT/REPAIR	5.84
133210	6/07/19	6605995	25945	DERONNE HARDWARE	109267/1		SPLS MAINT/REPAIR	27.88
133210	6/07/19	6605995	25945	DERONNE HARDWARE	109336/1		SPLS MAINT/REPAIR	20.69
133210	6/07/19	6605995	25945	DERONNE HARDWARE	109340/1		SPLS MAINT/REPAIR	31.69
							COMPUTER CHECK TOTAL	1,079.01
133211	6/07/19	6604111	27665	DIHYDRO SERVICES INC	201906102	190037	CONTRACTED SERVICES	1,370.00
							COMPUTER CHECK TOTAL	1,370.00
133212	6/07/19	1205520	3274	DTE ENERGY	200251503537		ELECTRICITY-STREET LIGHTS-MAY	517.77
							COMPUTER CHECK TOTAL	517.77
133213	6/07/19	7003830	29680	CITY OF EASTPOINTE	060619		MTHLY SVCS 04/15-05/15/19	296.13
133213	6/07/19	1103830	29680	CITY OF EASTPOINTE	060619		MTHLY SVCS 04/15-05/15/19	677.43
133213	6/07/19	1203830	29680	CITY OF EASTPOINTE	060619		MTHLY SVCS 04/15-05/15/19	849.63
133213	6/07/19	1303830	29680	CITY OF EASTPOINTE	060619		MTHLY SVCS 04/15-05/15/19	2,202.63
133213	6/07/19	2303830	29680	CITY OF EASTPOINTE	060619		MTHLY SVCS 04/15-05/15/19	1,930.24
133213	6/07/19	2303830	29680	CITY OF EASTPOINTE	060619		MTHLY SVCS 04/15-05/15/19	1,401.34
133213	6/07/19	2103830	29680	CITY OF EASTPOINTE	060619		MTHLY SVCS 04/15-05/15/19	1,107.93
133213	6/07/19	6603830	29680	CITY OF EASTPOINTE	060619		MTHLY SVCS 04/15-05/15/19	216.64
133213	6/07/19	1503830	29680	CITY OF EASTPOINTE	060619		MTHLY SVCS 04/15-05/15/19	1,021.83
133213	6/07/19	2703830	29680	CITY OF EASTPOINTE	060619		MTHLY SVCS 04/15-05/15/19	505.23
							COMPUTER CHECK TOTAL	10,209.03
133214	6/07/19	2305992	12340	ENVIRONMENTAL SUPPORT SERVICES	00014917		HS POOL MONITORING SVC FEE	171.00
							COMPUTER CHECK TOTAL	171.00
133215	6/07/19	2305110	39730	GORDON FOOD SERVICE	876179007	190261	Open PO for the 2018-2019	198.93
133215	6/07/19	2305110	39730	GORDON FOOD SERVICE	876179666		Open PO for the 2018-2019	148.11
133215	6/07/19	2305110	39730	GORDON FOOD SERVICE	876179749		Open PO for the 2018-2019	63.73
							COMPUTER CHECK TOTAL	410.77
133216	6/07/19	6605995	8699	GREAT LAKES SECURITY HARDWARE	0000057074	190042	SPLS - MAIN/REPAIR	27.50
							COMPUTER CHECK TOTAL	27.50
133217	6/07/19	6604111	2716	GREATER DETROIT HEATING & COOL	39627	190040	RPR LAND/BLDG CONT SRVCS	720.00
133217	6/07/19	6604111	2716	GREATER DETROIT HEATING & COOL	39640		RPR LAND/BLDG CONT SRVCS	465.00
133217	6/07/19	6604111	2716	GREATER DETROIT HEATING & COOL	39641		RPR LAND/BLDG CONT SRVCS	750.00

CHECK NUMBER	CHECK DATE	ASN	VEND #	VENDOR NAME	INVOICE NO	PO #	DESCRIPTION	AMOUNT
11 GENERAL FUND								
							COMPUTER CHECK TOTAL	1,935.00
133218	6/07/19	6604111	41834	H & H ENTERPRISES	3863		MS-BLEACHER REPAIR/RENOVATION	2,505.00
133218	6/07/19	6604111	41834	H & H ENTERPRISES	3870		HS-BLEACHER REPAIR	595.00
							COMPUTER CHECK TOTAL	3,100.00
133219	6/07/19	2303111	15104	INDUSTRY SPECIFIC STAFFING	IN0000017066		LONG TERM SUB-EHS	2,320.00
133219	6/07/19	2303111	15104	INDUSTRY SPECIFIC STAFFING	IN0000017620		LONG TERM SUB-EHS	928.00
							COMPUTER CHECK TOTAL	3,248.00
133220	6/07/19	2305910	48800	JOSTENS	23222998		HS-DIPLOMAS	24.00
133220	6/07/19	2305910	48800	JOSTENS	23234824		HS-DIPLOMAS	15.27
133220	6/07/19	2305910	48800	JOSTENS	23294282		HS-DIPLOMAS	539.19
							COMPUTER CHECK TOTAL	578.46
133221	6/07/19	6605991	9846	K S S ENTERPRISES	1157899	190045	LAND/BLDG CONT SRVCS	1,091.81
133221	6/07/19	6605991	9846	K S S ENTERPRISES	1157902		LAND/BLDG CONT SRVCS	451.00
133221	6/07/19	6605991	9846	K S S ENTERPRISES	1157907		LAND/BLDG CONT SRVCS	874.22
133221	6/07/19	6605991	9846	K S S ENTERPRISES	1157908		LAND/BLDG CONT SRVCS	357.90
133221	6/07/19	6605991	9846	K S S ENTERPRISES	1157917		LAND/BLDG CONT SRVCS	553.34
133221	6/07/19	6605991	9846	K S S ENTERPRISES	1157922		LAND/BLDG CONT SRVCS	527.88
133221	6/07/19	6605991	9846	K S S ENTERPRISES	1157925		LAND/BLDG CONT SRVCS	410.88
133221	6/07/19	6605991	9846	K S S ENTERPRISES	1157931		LAND/BLDG CONT SRVCS	13.16
133221	6/07/19	6605991	9846	K S S ENTERPRISES	1159305		LAND/BLDG CONT SRVCS	815.05
133221	6/07/19	6605991	9846	K S S ENTERPRISES	1159306		LAND/BLDG CONT SRVCS	863.94
133221	6/07/19	6605991	9846	K S S ENTERPRISES	1159309		LAND/BLDG CONT SRVCS	609.66
133221	6/07/19	6605991	9846	K S S ENTERPRISES	1159312		LAND/BLDG CONT SRVCS	609.66
133221	6/07/19	6605991	9846	K S S ENTERPRISES	1159324		LAND/BLDG CONT SRVCS	687.66
133221	6/07/19	6605991	9846	K S S ENTERPRISES	1159328		LAND/BLDG CONT SRVCS	381.42
							COMPUTER CHECK TOTAL	8,247.58
133223	6/07/19	6604192	14384	LANDSCAPE SERVICES, INC.	11008		CREDIT-BILLING ERROR	21.00-
133223	6/07/19	6604192	14384	LANDSCAPE SERVICES, INC.	173337		PUR SERV LANDSCAPING	1,257.00
133223	6/07/19	6604192	14384	LANDSCAPE SERVICES, INC.	173472		PUR SERV LANDSCAPING	882.00
133223	6/07/19	6604192	14384	LANDSCAPE SERVICES, INC.	173473		PUR SERV LANDSCAPING	328.00
133223	6/07/19	6604192	14384	LANDSCAPE SERVICES, INC.	173474		PUR SERV LANDSCAPING	183.00
133223	6/07/19	6604192	14384	LANDSCAPE SERVICES, INC.	173475		PUR SERV LANDSCAPING	1,238.00
133223	6/07/19	6604192	14384	LANDSCAPE SERVICES, INC.	173926		PUR SERV LANDSCAPING	12,650.71
							COMPUTER CHECK TOTAL	16,517.71
133224	6/07/19	0106360	14382	MIDDLE CITIES RISK MANAGEMENT	27001		INSTALL 1 OF 3-WKERS COMP GR	43,411.00
133224	6/07/19	0106360	14382	MIDDLE CITIES RISK MANAGEMENT	33003		2019-20 CONTRIBUTION	186,988.00
133224	6/07/19	0106360	14382	MIDDLE CITIES RISK MANAGEMENT	33003		2019-20 MCEA MEMBERSHIP DUES	5,878.00
							COMPUTER CHECK TOTAL	236,277.00
133225	6/07/19	5003190	15117	NICHOLAS MIRAMONTI	051619		OFFICIAL-HS & MS TRACK	55.87
133225	6/07/19	5003190	15117	NICHOLAS MIRAMONTI	052019		OFFICIAL-HS & MS TRACK	55.87
							COMPUTER CHECK TOTAL	111.74
133226	6/07/19	2305910	3585	OFFICE DEPOT	31295432001		EHS-OFFICE SPLS	106.20
							COMPUTER CHECK TOTAL	106.20

CHECK NUMBER	CHECK DATE	ASN	VEND #	VENDOR NAME	INVOICE NO	PO #	DESCRIPTION	AMOUNT
11 GENERAL FUND								
133227	6/07/19	2105110	4390	OFFICE DEPOT	316050771002	190465	OFFICE DEPOT BRAND HEAVY *COMPUTER CHECK TOTAL*	33.98 33.98
133229	6/07/19	230511B	69640	J W PEPPER & SON, INC.	07983346		CREDIT ON ACCT	21.64-
133229	6/07/19	230511B	69640	J W. PEPPER & SON, INC.	136239835		CHOIR MUSIC *COMPUTER CHECK TOTAL*	64.97 43.33
133230	6/07/19	2305110	2245	QUILL CORPORATION	6238361	190371	Bostitch Impulse Electric	62.04
133230	6/07/19	2305110	2245	QUILL CORPORATION	6238361		Paper Mate Flair Felt	16.14
133230	6/07/19	2305110	2245	QUILL CORPORATION	6238361		Paper Mate Flair Felt	16.14
133230	6/07/19	2305110	2245	QUILL CORPORATION	6238361		Oxford Notebook College	20.38
133230	6/07/19	2305110	2245	QUILL CORPORATION	6238361		Quill Clear Acrylic	21.24
133230	6/07/19	2305110	2245	QUILL CORPORATION	6238361		Officemate 2 in 1 deluxe	30.59
133230	6/07/19	2305910	2245	QUILL CORPORATION	6238361		Officemate 2 in 1 deluxe	30.59
133230	6/07/19	2305110	2245	QUILL CORPORATION	6238361		Quill 9x12 white envelope	39.09
133230	6/07/19	2305110	2245	QUILL CORPORATION	6238361		Quill 6x9 clasp envelope	49.71
133230	6/07/19	2305110	2245	QUILL CORPORATION	6238361CR		Bostitch Impulse Electric	62.04-
133230	6/07/19	2305110	2245	QUILL CORPORATION	6238361CR		Paper Mate Flair Felt	16.14-
133230	6/07/19	2305110	2245	QUILL CORPORATION	6238361CR		Paper Mate Flair Felt	16.14-
133230	6/07/19	2305110	2245	QUILL CORPORATION	6238361CR		Oxford Notebook College	20.38-
133230	6/07/19	2305110	2245	QUILL CORPORATION	6238361CR		Quill Clear Acrylic	21.24-
133230	6/07/19	2305110	2245	QUILL CORPORATION	6238361CR		Officemate 2 in 1 deluxe	30.59-
133230	6/07/19	2305910	2245	QUILL CORPORATION	6238361CR		Officemate 2 in 1 deluxe	30.59
133230	6/07/19	2305110	2245	QUILL CORPORATION	6238361CR		Quill 9x12 white envelope	39.09
133230	6/07/19	2305110	2245	QUILL CORPORATION	6238361CR		Quill 6x9 clasp envelope	49.71-
133230	6/07/19	2305110	2245	QUILL CORPORATION	6243570		Quill brand contour tape	30.06
133230	6/07/19	2305110	2245	QUILL CORPORATION	6266658		IDville 36" breakaway	377.28
133230	6/07/19	2305110	2245	QUILL CORPORATION	6266658		IDville 36" round break-	275.28
133230	6/07/19	2305110	2245	QUILL CORPORATION	6266658		IDville 36" round break-	275.28
133230	6/07/19	2305110	2245	QUILL CORPORATION	6266658		IDville 36" round break-	265.08
133230	6/07/19	2305110	2245	QUILL CORPORATION	6501363		Paper Mate Flair Felt	16.14
133230	6/07/19	2305110	2245	QUILL CORPORATION	6501363		Paper Mate Flair Felt	16.14
133230	6/07/19	2305110	2245	QUILL CORPORATION	6501363		Quill Clear Acrylic	21.24
133230	6/07/19	2305110	2245	QUILL CORPORATION	6501363		Officemate 2 in 1 deluxe	30.59
133230	6/07/19	2305910	2245	QUILL CORPORATION	6501363		Officemate 2 in 1 deluxe	30.59
133230	6/07/19	2305110	2245	QUILL CORPORATION	6501363		Quill 9x12 white envelope	39.09
133230	6/07/19	2305110	2245	QUILL CORPORATION	6501363		Quill 6x9 clasp envelope	49.71
133230	6/07/19	2305910	2245	QUILL CORPORATION	6538948		Quill Osgood High Back	999.90
133230	6/07/19	2305910	2245	QUILL CORPORATION	6538948		Kleenex Boutique Facial	17.98
133230	6/07/19	2305110	2245	QUILL CORPORATION	6553311		Bostitch Impulse Electric	62.04
133230	6/07/19	2305910	2245	QUILL CORPORATION	6634253		Quill Brand Self-Inking	33.64
133230	6/07/19	2305910	2245	QUILL CORPORATION	6634253		Quill Brand Self-Inking	18.95
133230	6/07/19	2305110	2245	QUILL CORPORATION	7271413		Oxford Notebook College	20.38
133230	6/07/19	2305910	2245	QUILL CORPORATION	7329902		Quill Osgood High Back	679.96
133230	6/07/19	2305110	2245	QUILL CORPORATION	7329902		Westcott All Purpose.	25.44
133230	6/07/19	2305910	2245	QUILL CORPORATION	7329902		Quill Brand Standard	16.14
133230	6/07/19	2305910	2245	QUILL CORPORATION	7329902		Quill Brand Standard	20.98
133230	6/07/19	2305110	2245	QUILL CORPORATION	7329902		Quartet Melamine Dry	167.44
133230	6/07/19	2305110	2245	QUILL CORPORATION	7329902		Quartet Cork Bulletin	110.49
133230	6/07/19	2305110	2245	QUILL CORPORATION	7357969		Best-Rite Ultra Trim	.00
133230	6/07/19	2305110	2245	QUILL CORPORATION	7357969		Spectrum Step Pedometers	42.49

CHECK NUMBER	CHECK DATE	ASN	VEND #	VENDOR NAME	INVOICE NO	PO #	DESCRIPTION	AMOUNT
11 GENERAL FUND								
133230	6/07/19	2305910	2245	QUILL CORPORATION	7357969		Amplivox Sound System	.00
133230	6/07/19	2305110	2245	QUILL CORPORATION	7357969		Driver Assisted Delivery	.00
							COMPUTER CHECK TOTAL	3,642.31
133231	6/07/19	1205110	91260	SCHOOL SPECIALTY INC.	208122904860	190429	Dry Erase Pockets	301.63
133231	6/07/19	1205110	91260	SCHOOL SPECIALTY INC.	208122904860		Dry erase Markers	133.72
133231	6/07/19	1205110	91260	SCHOOL SPECIALTY INC.	208122904860		Scotch Packaging Tape	42.88
133231	6/07/19	1205110	91260	SCHOOL SPECIALTY INC.	208122904860		#2 Pencils	176.60
133231	6/07/19	1205110	91260	SCHOOL SPECIALTY INC.	208122904860		Free Shipping & Handling	.00
							COMPUTER CHECK TOTAL	654.83
133232	6/07/19	2305110	80490	SHOPPERS MARKET	234534	190205	OPEN PO FOR THE 2018-2019	119.02
133232	6/07/19	2305110	80490	SHOPPERS MARKET	234582		OPEN PO FOR THE 2018-2019	15.29
133232	6/07/19	2305110	80490	SHOPPERS MARKET	792914		OPEN PO FOR THE 2018-2019	145.35
133232	6/07/19	2305110	80490	SHOPPERS MARKET	792916		OPEN PO FOR THE 2018-2019	40.86
							COMPUTER CHECK TOTAL	320.52
133233	6/07/19	6705710	3229	SPENCER OIL COMPANY	590706	190049	Fuel Purchases	1,041.13
133233	6/07/19	6705710	3229	SPENCER OIL COMPANY	590838		Fuel Purchases	1,542.22
133233	6/07/19	6705710	3229	SPENCER OIL COMPANY	591037		Fuel Purchases	427.86
							COMPUTER CHECK TOTAL	3,011.21
133234	6/07/19	5015993	12337	STERLING PROMOTIONS CO.	20191293		EHS-TRACK UNIFORMS	960.00
							COMPUTER CHECK TOTAL	960.00
133235	6/07/19	5263190	15068	ANDREA STUCK	050619		OFFICIAL-MS TRACK	67.05
							COMPUTER CHECK TOTAL	67.05
133236	6/07/19	5187910	12381	TEE PEE INC	19453		PORTA TOILET FOR SOCCER	90.00
133236	6/07/19	5137910	12381	TEE PEE INC	19453		PORTA TOILET FOR TENNIS	90.00
							COMPUTER CHECK TOTAL	180.00
133237	6/07/19	2105110	3300	UNIVERSITY OF OREGON	INV00049996		SWILL ANNUAL LICENSE 9/18-9/19	116.67
							COMPUTER CHECK TOTAL	116.67
133238	6/07/19	3103220	3133	UTICA COMMUNITY SCHOOLS	062419		AUTISM WKSHOP-D.COOPER-6/24-25	25.00
							COMPUTER CHECK TOTAL	25.00
133239	6/07/19	5247910	91391	VAN DYKE PUBLIC SCHOOLS	053019		MS WRESTLING TOURNAMENT	75.00
							COMPUTER CHECK TOTAL	75.00
133240	6/07/19	5183190	14988	LAURA VIEN	050919		OFFICIAL-EHS-GIRLS SOCCER	55.87
133240	6/07/19	5153190	14988	LAURA VIEN	051319		OFFICIAL-HS GIRLS VAR SOFTBALL	55.87
133240	6/07/19	5153190	14988	LAURA VIEN	051619		OFFICIAL-HS GIRLS VAR SOFTBALL	55.87
133240	6/07/19	5183190	14988	LAURA VIEN	052319		OFFICIAL-HS VAR GIRLS SOCCER	89.40
							COMPUTER CHECK TOTAL	257.01
133241	6/07/19	6507133	14329	WELLS FARGO VENDOR FINANCIAL	102177286		COPIER LEASE 6/24-7/23/19	5,345.67
							COMPUTER CHECK TOTAL	5,345.67
133242	6/07/19	6604111	12900	WOLVERINE POWER SYSTEMS	0169932-IN		O&M-HS GENERATOR MAINT	468.19

CHECK NUMBER	CHECK DATE	ASN	VEND #	VENDOR NAME	INVOICE NO	PO #	DESCRIPTION	AMOUNT
11 GENERAL FUND								
							COMPUTER CHECK TOTAL	468.19
133244	6/10/19	0107460	15136	ASPEN CREEK APARTMENTS LTD PRT			GARNISHMENT/LEVY	162.13
							COMPUTER CHECK TOTAL	162.13
133245	6/10/19	0107460	3356	CHAPTER 13 TRUSTEE			GARNISHMENT/LEVY	224.99
							COMPUTER CHECK TOTAL	224.99
133246	6/10/19	0107460	14986	CRAIG S SCHOENHERR SR			GARNISHMENT/LEVY	162.03
							COMPUTER CHECK TOTAL	162.03
133247	6/10/19	0107458	4698	EMPLOYEE BENEFIT CONCEPTS, INC			Cafeteria Plan	2,575.35
							COMPUTER CHECK TOTAL	2,575.35
133248	6/10/19	0107464	2974	MISDU			FRIEND/COURT	864.53
							COMPUTER CHECK TOTAL	864.53
133249	6/10/19	0107460	5216	MICHIGAN GUARANTY AGENCY			GARNISHMENT/LEVY	127.58
							COMPUTER CHECK TOTAL	127.58
133250	6/10/19	0107460	14933	TRELLIS COMPANY			GARNISHMENT/LEVY	211.77
							COMPUTER CHECK TOTAL	211.77
133251	6/10/19	0107460	13000	U S DEPARTMENT OF EDUCATION AW			GARNISHMENT/LEVY II	115.57
							COMPUTER CHECK TOTAL	115.57
133252	6/10/19	0107460	14543	UNITED STATES TREASURY			GARNISHMENT/LEVY	1,247.00
							COMPUTER CHECK TOTAL	1,247.00
133257	6/14/19	5017910	10870	AGILE SPORTS TECHNOLOGIES	INV00542480		ATHL-HS FOOTBALL FILM PROGRAM	1,200.00
133257	6/14/19	5037910	10870	AGILE SPORTS TECHNOLOGIES	INV00542480		ATHL-HS BASKETBALL FILM PROG	1,200.00
							COMPUTER CHECK TOTAL	2,400.00
133258	6/14/19	5005913	9400	BEAN BROTHERS BOWLING & TROPHY	53103-19		ATHL REC-SOFTBALL AWARDS	28.20
							COMPUTER CHECK TOTAL	28.20
133259	6/14/19	5095993	14895	BSN SPORTS	301062063		ATHL-HS BOYS SOCCER UNIFORMS	2,548.00
133259	6/14/19	5185993	14895	BSN SPORTS	301062063		ATHL-HS GIRLS SOCCER UNIFORMS	2,548.00
133259	6/14/19	5145993	14895	BSN SPORTS	301072596		ATHL-HS VOLLEYBALL UNIFORMS	2,490.68
133259	6/14/19	5255993	14895	BSN SPORTS	301072596		ATHL-MS VOLLEYBALL UNIFORMS	1,288.68
133259	6/14/19	5235993	14895	BSN SPORTS	301090599		ATHL-MS BOYS BASKETBALL UNIFOR	3,897.60
133259	6/14/19	5225993	14895	BSN SPORTS	301094105		ATHL-MS GIRLS BASKETBALL UNIFO	1,397.76
133259	6/14/19	5397910	14895	BSN SPORTS	301095185		ATHL-STRENGTH & COND.EQUIP	2,496.00
133259	6/14/19	5065991	14895	BSN SPORTS	301095341		ATHL-HS BOYS BASEBALL EQUIP	168.48
133259	6/14/19	5065993	14895	BSN SPORTS	301097622		ATHL-HS BASEBALL UNIFORMS	1,381.90
133259	6/14/19	5135993	14895	BSN SPORTS	301097622		ATHL-HS GIRLS TENNIS UNIFORMS	2,763.80
133259	6/14/19	5155993	14895	BSN SPORTS	301097622		ATHL-HS SOFTBALL UNIFORMS	1,381.90
133259	6/14/19	5225991	14895	BSN SPORTS	301097786		ATHL-MS GIRLS BASKETBALL EQUIP	430.56
133259	6/14/19	5235991	14895	BSN SPORTS	301097786		ATHL-MS BOYS BASKETBALL EQUIP	430.56
133259	6/14/19	5015993	14895	BSN SPORTS	301104684A		ATHL-HS FOOTBALL UNIFORMS	5,990.40
133259	6/14/19	5045993	14895	BSN SPORTS	30162702		ATHL-HS WRESTLING UNIFORMS	1,107.60

CHECK NUMBER	CHECK DATE	ASN	VEND #	VENDOR NAME	INVOICE NO	PO #	DESCRIPTION	AMOUNT
11 GENERAL FUND								
133259	6/14/19	5035993	14895	BSN SPORTS	904044816		ATHL-HS-BOYS BASKETBALL UNIFOR	1,089.00
133259	6/14/19	5115993	14895	BSN SPORTS	904533647		ATHLETICS-HS-GIRLS BASKETBALL	2,292.16
133259	6/14/19	5405991	14895	BSN SPORTS	904791381		ATHLETICS-EHS-GOLF EQUIP	197.60
133259	6/14/19	5155991	14895	BSN SPORTS	904892640		ATHLETICS-EHS-SOFTBALL EQUIP	122.00
133259	6/14/19	5135993	14895	BSN SPORTS	904892640		ATHLETICS-EHS-TENNIS EQUIP	108.88
133259	6/14/19	5135993	14895	BSN SPORTS	905185733		ATHLETICS-EHS-TENNIS EQUIP	242.32
133259	6/14/19	5405993	14895	BSN SPORTS	905193863		ATHL-HS GOLF UNIFORMS	332.80
133259	6/14/19	5065993	14895	BSN SPORTS	905219795		ATHL-HS BOYS BASEBALL UNIFORMS	457.92
133259	6/14/19	5145991	14895	BSN SPORTS	905378124		ATHL-HS VOLLEYBALL EQUIP	572.00
							COMPUTER CHECK TOTAL	35,736.60
133260	6/14/19	6753170	943	CLARK HILL PLC	879457		LEGAL SVCS REND THRU 4/30/19	2,516.00
133260	6/14/19	6753170	943	CLARK HILL PLC	879458		LEGAL SVCS REND THRU 4/30/19	710.50
133260	6/14/19	6753170	943	CLARK HILL PLC	879459		LEGAL SVCS REND THRU 4/30/19	318.50
							COMPUTER CHECK TOTAL	3,545.00
133261	6/14/19	4903410	12030	CLEAR RATE COMMUNICATIONS	5618667		MONTHLY SVCS 6/8-7/7/19	802.28
							COMPUTER CHECK TOTAL	802.28
133262	6/14/19	5005996	15121	COOLSYSTEMS, INC	ORD209416		ATHL-TRAINING SPLS	1,673.00
							COMPUTER CHECK TOTAL	1,673.00
133263	6/14/19	7003141	14947	GALLAGHER BENEFIT SERVICES, IN	169570		CONSULTING FEE 3/6-4/5/19	2,655.54
							COMPUTER CHECK TOTAL	2,655.5413
133266	6/14/19	2303111	15104	INDUSTRY SPECIFIC STAFFING	IN0000017741		LONG TERM SUB-EHS	1,160.00
							COMPUTER CHECK TOTAL	1,160.00
133268	6/14/19	5003220	3445	M H S A A - MICHIGAN HIGH SCHO	000000000274		ATHL-COACH TRAINING-S.RIVERS	60.00
133268	6/14/19	5003220	3445	M H S A A - MICHIGAN HIGH SCHO	000000000274		DISCOUNT VOUCHER	20.00-
133268	6/14/19	5003220	3445	M H S A A - MICHIGAN HIGH SCHO	1902		ATHL-COACH TRAINING-M.PREY	60.00
133268	6/14/19	5003220	3445	M H S A A - MICHIGAN HIGH SCHO	1902		DISCOUNT VOUCHER	20.00-
							COMPUTER CHECK TOTAL	80.00
133269	6/14/19	2305110	54058	MACOMB COMMUNITY COLLEGE	13141		MISC-HS-GRADUATION SITE	5,000.00
							COMPUTER CHECK TOTAL	5,000.00
133270	6/14/19	6604111	54072	MACOMB COUNTY TREASURER	02-14-29-304-00		DEL PROPERTY TAX-23750 DAVID	7,107.97
							COMPUTER CHECK TOTAL	7,107.97
133274	6/14/19	2303210	54240	MACOMB INTERMEDIATE SCHOOL DIS	112665		HS-CULTURAL COMP 1-WILLIAMS	50.00
133274	6/14/19	1303221	54240	MACOMB INTERMEDIATE SCHOOL DIS	112665		FP-CULTURAL COMP 1-BUSUTTIL	50.00
							COMPUTER CHECK TOTAL	100.00
133275	6/14/19	6508220	54240	MACOMB INTERMEDIATE SCHOOL DIS	113826		PYRL MICROFICHE OCT 18-MAR 19	367.50
133275	6/14/19	6508220	54240	MACOMB INTERMEDIATE SCHOOL DIS	113826		AP LASER CHECKS-SINGLE	.70
							COMPUTER CHECK TOTAL	368.20
133276	6/14/19	2303220	54240	MACOMB INTERMEDIATE SCHOOL DIS	113304		HS-CULTURAL COMP 2-KILDEA	50.00
133276	6/14/19	2303220	54240	MACOMB INTERMEDIATE SCHOOL DIS	113304		HS-CULTURAL COMP 2-MCGILLIVRAY	50.00
133276	6/14/19	2303220	54240	MACOMB INTERMEDIATE SCHOOL DIS	113304		HS-CULTURAL COMP 2-WILLIAMS	50.00

CHECK NUMBER	CHECK DATE	ASN	VEND #	VENDOR NAME	INVOICE NO	PO #	DESCRIPTION	AMOUNT
11 GENERAL FUND								
133276	6/14/19	2103220	54240	MACOMB INTERMEDIATE SCHOOL DIS	113304		MS-CULTURAL COMP 2-PETRELLA *COMPUTER CHECK TOTAL*	55.00 205.00
133279	6/14/19	8225110	54240	MACOMB INTERMEDIATE SCHOOL DIS	113418		ELC-GOLD SUBSCRIPTION *COMPUTER CHECK TOTAL*	350.40 350.40
133280	6/14/19	5015991	2791	RIDDELL/ALL AMERICAN	SAP-10431		ATHL-HS FOOTBALL-EQUIP MAINT	2,352.12
133280	6/14/19	5215991	2791	RIDDELL/ALL AMERICAN	SAP-10431		ATHL-MS FOOTBALL-EQUIP REPL	3,299.72
133280	6/14/19	5015991	2791	RIDDELL/ALL AMERICAN	SAP-10431		ATHL-HS FOOTBALL-EQUIP REPL	3,299.73
133280	6/14/19	5215991	2791	RIDDELL/ALL AMERICAN	SAP-17058		ATHL-MS FOOTBALL EQUIP MAINT *COMPUTER CHECK TOTAL*	1,799.87 10,751.44
133281	6/14/19	5004210	12541	ROSEVILLE-EASTPOINTE RECREATIO	120491		ATHL-MEMORIAL FLD-FOOTBALL	2,275.00
133281	6/14/19	5004210	12541	ROSEVILLE-EASTPOINTE RECREATIO	120492		ATHL-MEMORIAL FLD-BASEBALL *COMPUTER CHECK TOTAL*	275.00 2,550.00

11 GENERAL FUND

COMPUTER CHECKS	68	\$457,790.95
MANUAL CHECKS		
TOTAL CHECKS	68	\$457,790.95

*** VOID SUMMARY ***
COMPUTER VOID CHECKS *NON-PAYMENT¹⁴
VOID CHECKS - COMPUTER
VOID CHECKS - MANUAL
TOTAL VOID CHECKS

TOTAL NET CHECKS	68	\$457,790.95
------------------	----	--------------

REPLACEMENT CHECKS

CHECK NUMBER	CHECK DATE	ASN	VEND #	VENDOR NAME	INVOICE NO	PO #	DESCRIPTION	AMOUNT
12 Federal Grants Fund								
133208	6/07/19	47I3220	3426	CRISIS PREVENTION INSTITUTE IN	CUS0180600		TITLE II-CERT FEE FOR D.PETERS *COMPUTER CHECK TOTAL*	150.00 150.00
133228	6/07/19	48K5113	67265	ORIENTAL TRADING CO INC	696392830-01	190453	Green Personalized Shipping & Handling *COMPUTER CHECK TOTAL*	159.84 19.99 179.83
133228	6/07/19	48K5113	67265	ORIENTAL TRADING CO INC	696392830-01			
133230*	6/07/19	48F5111	2245	QUILL CORPORATION	7366087CR	190432	TICONDERGOA #2 EXPO DRY ERASE MARKERS QUILL BRAND SELF STICK TICONDERGOA #2 EXPO DRY ERASE MARKERS QUILL BRAND SELF STICK *COMPUTER CHECK TOTAL*	32.28-- 26.43-- 2.47-- 32.28 26.43 2.47 .00
133230	6/07/19	48F5111	2245	QUILL CORPORATION	7366087CR			
133230	6/07/19	48F5111	2245	QUILL CORPORATION	7366087CR			
133230	6/07/19	48F5111	2245	QUILL CORPORATION	7491543			
133230	6/07/19	48F5111	2245	QUILL CORPORATION	7491543			
133230	6/07/19	48F5111	2245	QUILL CORPORATION	7491543			
133230	6/07/19	48F5111	2245	QUILL CORPORATION	7491543			
133231*	6/07/19	48C5110	91260	SCHOOL SPECIALTY INC.	208122923257	190447	Copernicus Easel Free Shipping & Handling DISC O SIT JR Free Shipping / Handling *COMPUTER CHECK TOTAL*	827.85 .00 225.00 .00 1,052.85
133231	6/07/19	48C5110	91260	SCHOOL SPECIALTY INC.	208122923257			
133231	6/07/19	48C5110	91260	SCHOOL SPECIALTY INC.	208122923864			
133231	6/07/19	48C5110	91260	SCHOOL SPECIALTY INC.	208122923864			
133243	6/07/19	48C5110	50410	LAKESHORE LEARNING MATERIALS	3065050519	190405	Sand & Water Table Magnetic letters Magnetic Letters Shipping & Handling *COMPUTER CHECK TOTAL*	1,794.00 99.98 19.9815 .00 1,913.96
133243	6/07/19	48C5110	50410	LAKESHORE LEARNING MATERIALS	3065050519			
133243	6/07/19	48C5110	50410	LAKESHORE LEARNING MATERIALS	3065050519			
133243	6/07/19	48C5110	50410	LAKESHORE LEARNING MATERIALS	3065050519			
133265	6/14/19	47I3220	15072	JACQUELINE RENEE GORDON	060519		TITLE II-PROF.LEARN TRAVEL EXP *COMPUTER CHECK TOTAL*	547.29 547.29
133267	6/14/19	48Z3222	15105	LENZI EDUCATIONAL SERVICES INC	1914		TITLE I-PROF LEARNING/PREP *COMPUTER CHECK TOTAL*	637.00 637.00
133271	6/14/19	47I3120	54240	MACOMB INTERMEDIATE SCHOOL DIS	113413		TITLE 11-ASSIST ADM-MARCELLIN *COMPUTER CHECK TOTAL*	356.51 356.51
133272	6/14/19	48Z3222	54240	MACOMB INTERMEDIATE SCHOOL DIS	113819		TITLE I-SIP SESSION-H.AGUEROS TITLE I-SIP SESSION-K.AYRAULT TITLE I-SIP SESSION-L.PETRELLA *COMPUTER CHECK TOTAL*	20.00 20.00 20.00 60.00
133272	6/14/19	48Z3220	54240	MACOMB INTERMEDIATE SCHOOL DIS	113819			
133272	6/14/19	48Z3220	54240	MACOMB INTERMEDIATE SCHOOL DIS	113819			
133273	6/14/19	47I3220	54240	MACOMB INTERMEDIATE SCHOOL DIS	112969		TITLE II-MAEIA PERFM ASSESSMT *COMPUTER CHECK TOTAL*	25.00 25.00
133274*	6/14/19	47I3220	54240	MACOMB INTERMEDIATE SCHOOL DIS	112665		HS-CULTURAL COMP 1-VANDENBROOK TITLE II-CULTUR CMP 1-HERCHOCK *COMPUTER CHECK TOTAL*	50.00 50.00 100.00
133274	6/14/19	47I3220	54240	MACOMB INTERMEDIATE SCHOOL DIS	112665			
133276*	6/14/19	47I3220	54240	MACOMB INTERMEDIATE SCHOOL DIS	113260		TITLE II-REG FEE FOR LCGGR TITLE II-CULTUR COMP HERCHOCK HS-CULTURAL COMP 2-VANDENBROOK	680.00 50.00 50.00
133276	6/14/19	47I3220	54240	MACOMB INTERMEDIATE SCHOOL DIS	113304			
133276	6/14/19	47I3220	54240	MACOMB INTERMEDIATE SCHOOL DIS	113304			

CHECK NUMBER	CHECK DATE	ASN	VEND #	VENDOR NAME	INVOICE NO	PO #	DESCRIPTION	AMOUNT
12 Federal Grants Fund								
							COMPUTER CHECK TOTAL	780.00
133277	6/14/19	47I3220	54240	MACOMB INTERMEDIATE SCHOOL DIS	113248		TITLE II-WKSHOP-M.PEIRCE	50.00
							COMPUTER CHECK TOTAL	50.00
133278	6/14/19	48F3220	54240	MACOMB INTERMEDIATE SCHOOL DIS	113271		TITLE I-WKSHP FEE-GOODNEY-WU	85.00
							COMPUTER CHECK TOTAL	85.00
133279*	6/14/19	47I3220	54240	MACOMB INTERMEDIATE SCHOOL DIS	113055		TITLE II-ELC LIT MODULE 5	10.00
							COMPUTER CHECK TOTAL	10.00

12 Federal Grants Fund

COMPUTER CHECKS	15	\$5,947.44
MANUAL CHECKS		
TOTAL CHECKS	15	\$5,947.44

*** VOID SUMMARY ***
 COMPUTER VOID CHECKS *NON-PAYMENT*
 VOID CHECKS - COMPUTER
 VOID CHECKS - MANUAL
 TOTAL VOID CHECKS

TOTAL NET CHECKS	15	\$5,947.44 ¹⁶
------------------	----	--------------------------

REPLACEMENT CHECKS

*=CHECK ALSO EXISTS IN A PRIOR FUND

CHECK NUMBER	CHECK DATE	ASN	VEND #	VENDOR NAME	INVOICE NO	PO #	DESCRIPTION	AMOUNT

13 State and Local Grants								
133264	6/14/19	8275990	39730	GORDON FOOD SERVICE	194671382		SA SEC 32D-GSRP SNACKS	44.27
							COMPUTER CHECK TOTAL	44.27
13 State and Local Grants								
							COMPUTER CHECKS	1 \$44.27
							MANUAL CHECKS	
							TOTAL CHECKS	1 \$44.27
							*** VOID SUMMARY ***	
							COMPUTER VOID CHECKS	*NON-PAYMENT*
							VOID CHECKS - COMPUTER	
							VOID CHECKS - MANUAL	
							TOTAL VOID CHECKS	
							TOTAL NET CHECKS	1 \$44.27
							REPLACEMENT CHECKS	

CHECK NUMBER	CHECK DATE	ASN	VEND #	VENDOR NAME	INVOICE NO	PO #	DESCRIPTION	AMOUNT
25 Cafeteria								
133203	6/07/19	7015610	14720	BERKSHIRE BROKERAGE, INC.	997606	190074	LUNCH	90.55
133203	6/07/19	7035610	14720	BERKSHIRE BROKERAGE, INC.	997618		LUNCH	55.60
133203	6/07/19	7025610	14720	BERKSHIRE BROKERAGE, INC.	997684		LUNCH	101.70
133203	6/07/19	7015610	14720	BERKSHIRE BROKERAGE, INC.	997869		LUNCH	101.55
133203	6/07/19	7035610	14720	BERKSHIRE BROKERAGE, INC.	997886		LUNCH	112.70
133203	6/07/19	7055610	14720	BERKSHIRE BROKERAGE, INC.	997924		LUNCH	133.50
133203	6/07/19	7025610	14720	BERKSHIRE BROKERAGE, INC.	997925		LUNCH	67.50
133203	6/07/19	7235610	14720	BERKSHIRE BROKERAGE, INC.	997927		LUNCH	127.90
133203	6/07/19	7215610	14720	BERKSHIRE BROKERAGE, INC.	997929		LUNCH	192.85
133203	6/07/19	7095610	14720	BERKSHIRE BROKERAGE, INC.	997955		LUNCH	88.00
133203	6/07/19	7015610	14720	BERKSHIRE BROKERAGE, INC.	998077		LUNCH	100.80
133203	6/07/19	7035610	14720	BERKSHIRE BROKERAGE, INC.	998139		LUNCH	67.50
133203	6/07/19	7025610	14720	BERKSHIRE BROKERAGE, INC.	998142		LUNCH	89.80
133203	6/07/19	7035610	14720	BERKSHIRE BROKERAGE, INC.	998305		LUNCH	101.70
133203	6/07/19	7025610	14720	BERKSHIRE BROKERAGE, INC.	998359		LUNCH	100.95
133203	6/07/19	7015610	14720	BERKSHIRE BROKERAGE, INC.	998374		LUNCH	90.55
133203	6/07/19	7235610	14720	BERKSHIRE BROKERAGE, INC.	998400		LUNCH	161.80
133203	6/07/19	7215610	14720	BERKSHIRE BROKERAGE, INC.	998402		LUNCH	203.85
133203	6/07/19	7055610	14720	BERKSHIRE BROKERAGE, INC.	998407		LUNCH	133.50
133203	6/07/19	7095610	14720	BERKSHIRE BROKERAGE, INC.	998458		LUNCH	88.00
133203	6/07/19	7015610	14720	BERKSHIRE BROKERAGE, INC.	998507		LUNCH	56.50
133203	6/07/19	7035610	14720	BERKSHIRE BROKERAGE, INC.	998556		LUNCH	77.90
133203	6/07/19	7055610	14720	BERKSHIRE BROKERAGE, INC.	998577		LUNCH	111.50
133203	6/07/19	7025610	14720	BERKSHIRE BROKERAGE, INC.	998591		LUNCH	101.70
							COMPUTER CHECK TOTAL	2,557.90
133215*	6/07/19	7095610	39730	GORDON FOOD SERVICE	194364378	190075	*SPLS-FOOD-LUNCH	350.28
133215	6/07/19	7095640	39730	GORDON FOOD SERVICE	194364378		*SPLS-NON-FOOD ITEMS-LNCH	25.06
133215	6/07/19	7235612	39730	GORDON FOOD SERVICE	1943643790		*SPLS-FOOD-BREAKFAST	1,046.11
133215	6/07/19	7015612	39730	GORDON FOOD SERVICE	194364380		*SPLS-FOOD-BREAKFAST	378.29
133215	6/07/19	7015610	39730	GORDON FOOD SERVICE	194364381		*SPLS-FOOD-LUNCH	956.17
133215	6/07/19	7015640	39730	GORDON FOOD SERVICE	194364381		*SPLS-NON-FOOD ITEMS-LNCH	55.90
133215	6/07/19	7215612	39730	GORDON FOOD SERVICE	194364383		*SPLS-FOOD-BREAKFAST	603.07
133215	6/07/19	7215610	39730	GORDON FOOD SERVICE	194364386		*SPLS-FOOD-LUNCH	1,558.04
133215	6/07/19	7215640	39730	GORDON FOOD SERVICE	194364386		*SPLS-NON-FOOD ITEMS-LNCH	22.03
133215	6/07/19	7235610	39730	GORDON FOOD SERVICE	194364387		*SPLS-FOOD-LUNCH	2,652.31
133215	6/07/19	7235640	39730	GORDON FOOD SERVICE	194364387		*SPLS-NON-FOOD ITEMS-LNCH	135.48
133215	6/07/19	7025612	39730	GORDON FOOD SERVICE	194364388		*SPLS-FOOD-BREAKFAST	337.20
133215	6/07/19	7035612	39730	GORDON FOOD SERVICE	194364394		*SPLS-FOOD-BREAKFAST	391.49
133215	6/07/19	7035610	39730	GORDON FOOD SERVICE	194364395		*SPLS-FOOD-LUNCH	629.92
133215	6/07/19	7035640	39730	GORDON FOOD SERVICE	194364395		*SPLS-NON-FOOD ITEMS-LNCH	95.88
133215	6/07/19	7055612	39730	GORDON FOOD SERVICE	194364397		*SPLS-FOOD-BREAKFAST	433.57
133215	6/07/19	7055610	39730	GORDON FOOD SERVICE	194364400		*SPLS-FOOD-LUNCH	773.42
133215	6/07/19	7055640	39730	GORDON FOOD SERVICE	194364400		*SPLS-NON-FOOD-LNCH	54.16
133215	6/07/19	7095612	39730	GORDON FOOD SERVICE	194364402		*SPLS-FOOD-BREAKFAST	95.14
133215	6/07/19	7025610	39730	GORDON FOOD SERVICE	194364404		*SPLS-FOOD-LUNCH	586.69
133215	6/07/19	7025640	39730	GORDON FOOD SERVICE	194364404		*SPLS-NON-FOOD ITEMS-LNCH	31.66
133215	6/07/19	7215610	39730	GORDON FOOD SERVICE	194426362		*SPLS-FOOD-LUNCH	682.93
133215	6/07/19	7215640	39730	GORDON FOOD SERVICE	194426362		*SPLS-NON-FOOD ITEMS-LNCH	18.31
133215	6/07/19	7235612	39730	GORDON FOOD SERVICE	194426363		*SPLS-FOOD-BREAKFAST	724.92
133215	6/07/19	7025612	39730	GORDON FOOD SERVICE	194426364		*SPLS-FOOD-BREAKFAST	298.97

CHECK NUMBER	CHECK DATE	ASN	VEND #	VENDOR NAME	INVOICE NO	PO #	DESCRIPTION	AMOUNT
25 Cafeteria								
133215	6/07/19	7215612	39730	GORDON FOOD SERVICE	194426367		*SPLS-FOOD-BREAKFAST	352.83
133215	6/07/19	7235610	39730	GORDON FOOD SERVICE	194426368		*SPLS-FOOD-LUNCH	2,192.86
133215	6/07/19	7235640	39730	GORDON FOOD SERVICE	194426368		*SPLS-NON-FOOD ITEMS-LNCH	81.93
133215	6/07/19	7015612	39730	GORDON FOOD SERVICE	194426369		*SPLS-FOOD-BREAKFAST	367.65
133215	6/07/19	7055610	39730	GORDON FOOD SERVICE	194426370		*SPLS-FOOD-LUNCH	386.41
133215	6/07/19	7055640	39730	GORDON FOOD SERVICE	194426370		*SPLS-NON-FOOD-LNCH	55.90
133215	6/07/19	7055612	39730	GORDON FOOD SERVICE	194426380		*SPLS-FOOD-BREAKFAST	447.51
133215	6/07/19	7015610	39730	GORDON FOOD SERVICE	194426383		*SPLS-FOOD-LUNCH	358.23
133215	6/07/19	7015640	39730	GORDON FOOD SERVICE	194426383		*SPLS-NON-FOOD ITEMS-LNCH	18.31
133215	6/07/19	7035612	39730	GORDON FOOD SERVICE	194426384		*SPLS-FOOD-BREAKFAST	420.89
133215	6/07/19	7035610	39730	GORDON FOOD SERVICE	194426385		*SPLS-FOOD-LUNCH	220.69
133215	6/07/19	7035640	39730	GORDON FOOD SERVICE	194426385		*SPLS-NON-FOOD ITEMS-LNCH	37.59
133215	6/07/19	7025610	39730	GORDON FOOD SERVICE	194426387		*SPLS-FOOD-LUNCH	341.26
133215	6/07/19	7025640	39730	GORDON FOOD SERVICE	194426387		*SPLS-NON-FOOD ITEMS-LNCH	37.59
							COMPUTER CHECK TOTAL	18,256.65
133222	6/07/19	7054120	14918	KAROLYI'S	29090		PLV-MAINT-OUTDOOR FREEZER	302.50
133222	6/07/19	7214120	14918	KAROLYI'S	29093		EMS-MAINT-FOOD WARMER	546.83
							COMPUTER CHECK TOTAL	849.33
133253	6/13/19	7015612	14720	BERKSHIRE BROKERAGE, INC.	998713	190074	BREAKFAST	80.55
133253	6/13/19	7035612	14720	BERKSHIRE BROKERAGE, INC.	998799		BREAKFAST	115.60
133253	6/13/19	7055612	14720	BERKSHIRE BROKERAGE, INC.	998800		BREAKFAST	137.10
133253	6/13/19	7025612	14720	BERKSHIRE BROKERAGE, INC.	998802		BREAKFAST	92.1519
133253	6/13/19	7235612	14720	BERKSHIRE BROKERAGE, INC.	998808		BREAKFAST	152.40
133253	6/13/19	7215612	14720	BERKSHIRE BROKERAGE, INC.	998817		FOOD-BREAKFAST	127.30
133253	6/13/19	7035612	14720	BERKSHIRE BROKERAGE, INC.	998927		BREAKFAST	138.20
133253	6/13/19	7015612	14720	BERKSHIRE BROKERAGE, INC.	998994		BREAKFAST	80.55
133253	6/13/19	7025612	14720	BERKSHIRE BROKERAGE, INC.	999042		BREAKFAST	80.55
133253	6/13/19	7095612	14720	BERKSHIRE BROKERAGE, INC.	999065		BREAKFAST	90.40
133253	6/13/19	7035612	14720	BERKSHIRE BROKERAGE, INC.	999223		BREAKFAST	126.90
133253	6/13/19	7055612	14720	BERKSHIRE BROKERAGE, INC.	999226		BREAKFAST	137.10
133253	6/13/19	7215612	14720	BERKSHIRE BROKERAGE, INC.	999240		FOOD-BREAKFAST	57.25
133253	6/13/19	7015612	14720	BERKSHIRE BROKERAGE, INC.	999272		BREAKFAST	80.55
133253	6/13/19	7025612	14720	BERKSHIRE BROKERAGE, INC.	999313		BREAKFAST	92.55
133253	6/13/19	7235612	14720	BERKSHIRE BROKERAGE, INC.	999315		BREAKFAST	173.35
133253	6/13/19	7015612	14720	BERKSHIRE BROKERAGE, INC.	999473		BREAKFAST	81.10
133253	6/13/19	7035612	14720	BERKSHIRE BROKERAGE, INC.	999538		BREAKFAST	115.60
133253	6/13/19	7025612	14720	BERKSHIRE BROKERAGE, INC.	999594		BREAKFAST	92.55
133253	6/13/19	7215612	14720	BERKSHIRE BROKERAGE, INC.	999636		FOOD-BREAKFAST	139.30
133253	6/13/19	7035612	14720	BERKSHIRE BROKERAGE, INC.	999640		BREAKFAST	126.90
133253	6/13/19	7015612	14720	BERKSHIRE BROKERAGE, INC.	999667		BREAKFAST	69.10
133253	6/13/19	7095612	14720	BERKSHIRE BROKERAGE, INC.	999720		BREAKFAST	45.20
133253	6/13/19	7055612	14720	BERKSHIRE BROKERAGE, INC.	999725		BREAKFAST	217.10
133253	6/13/19	7025612	14720	BERKSHIRE BROKERAGE, INC.	999745		BREAKFAST	92.00
133253	6/13/19	7235612	14720	BERKSHIRE BROKERAGE, INC.	999763		BREAKFAST	162.05
							COMPUTER CHECK TOTAL	2,903.40
133254	6/13/19	7235610	39730	GORDON FOOD SERVICE	12187839		SPLS-FOOD-LUNCH	32.60-
133254	6/13/19	7235610	39730	GORDON FOOD SERVICE	12910585		*SPLS-FOOD-LUNCH	37.62-
133254	6/13/19	7235610	39730	GORDON FOOD SERVICE	194519944		*SPLS-FOOD-LUNCH	2,097.25

CHECK NUMBER	CHECK DATE	ASN	VEND #	VENDOR NAME	INVOICE NO	PO #	DESCRIPTION	AMOUNT
25 Cafeteria								
133254	6/13/19	7235640	39730	GORDON FOOD SERVICE	194519944		*SPLS-NON-FOOD ITEMS-LNCH	187.69
133254	6/13/19	7035610	39730	GORDON FOOD SERVICE	194519946		*SPLS-FOOD-LUNCH	542.28
133254	6/13/19	7035640	39730	GORDON FOOD SERVICE	194519946		*SPLS-NON-FOOD ITEMS-LNCH	37.59
133254	6/13/19	7055612	39730	GORDON FOOD SERVICE	194519948		*SPLS-FOOD-BREAKFAST	300.20
133254	6/13/19	7095610	39730	GORDON FOOD SERVICE	194519949		*SPLS-FOOD-LUNCH	343.99
133254	6/13/19	7095640	39730	GORDON FOOD SERVICE	194519949		*SPLS-NON-FOOD ITEMS-LNCH	18.31
133254	6/13/19	7025610	39730	GORDON FOOD SERVICE	194519952		*SPLS-FOOD-LUNCH	574.41
133254	6/13/19	7025640	39730	GORDON FOOD SERVICE	194519952		*SPLS-NON-FOOD ITEMS-LNCH	77.92
133254	6/13/19	7015610	39730	GORDON FOOD SERVICE	194519953		*SPLS-FOOD-LUNCH	320.16
133254	6/13/19	7215610	39730	GORDON FOOD SERVICE	194519955		*SPLS-FOOD-LUNCH	1,282.48
133254	6/13/19	7215640	39730	GORDON FOOD SERVICE	194519955		*SPLS-NON-FOOD ITEMS-LNCH	178.37
133254	6/13/19	7095612	39730	GORDON FOOD SERVICE	194519956		*SPLS-FOOD-BREAKFAST	235.84
133254	6/13/19	7055610	39730	GORDON FOOD SERVICE	194519957		*SPLS-FOOD-LUNCH	486.99
133254	6/13/19	7055640	39730	GORDON FOOD SERVICE	194519957		*SPLS-NON-FOOD-LNCH	129.09
133254	6/13/19	7015612	39730	GORDON FOOD SERVICE	194519959		*SPLS-FOOD-BREAKFAST	292.94
133254	6/13/19	7015610	39730	GORDON FOOD SERVICE	194519961		*SPLS-FOOD-LUNCH	453.34
133254	6/13/19	7015640	39730	GORDON FOOD SERVICE	194519961		*SPLS-NON-FOOD ITEMS-LNCH	163.65
133254	6/13/19	7035612	39730	GORDON FOOD SERVICE	194519964		*SPLS-FOOD-BREAKFAST	365.03
133254	6/13/19	7235612	39730	GORDON FOOD SERVICE	194519965		*SPLS-FOOD-BREAKFAST	856.62
133254	6/13/19	7215612	39730	GORDON FOOD SERVICE	194519967		*SPLS-FOOD-BREAKFAST	802.07
133254	6/13/19	7025612	39730	GORDON FOOD SERVICE	194519968		*SPLS-FOOD-BREAKFAST	312.42
133254	6/13/19	7035612	39730	GORDON FOOD SERVICE	194573333		*SPLS-FOOD-BREAKFAST	557.26
133254	6/13/19	7055610	39730	GORDON FOOD SERVICE	194573334		*SPLS-FOOD-LUNCH	830.72
133254	6/13/19	7055640	39730	GORDON FOOD SERVICE	194573334		*SPLS-NON-FOOD-LNCH	53.38
133254	6/13/19	7235610	39730	GORDON FOOD SERVICE	194573335		*SPLS-FOOD-LUNCH	2,464.77
133254	6/13/19	7235640	39730	GORDON FOOD SERVICE	194573335		*SPLS-NON-FOOD ITEMS-LNCH	54.93
133254	6/13/19	7215610	39730	GORDON FOOD SERVICE	194573338		*SPLS-FOOD-LUNCH	1,205.76
133254	6/13/19	7215640	39730	GORDON FOOD SERVICE	194573338		*SPLS-NON-FOOD ITEMS-LNCH	31.81
133254	6/13/19	7015610	39730	GORDON FOOD SERVICE	194573340		*SPLS-FOOD-LUNCH	741.61
133254	6/13/19	7035610	39730	GORDON FOOD SERVICE	194573341		*SPLS-FOOD-LUNCH	639.46
133254	6/13/19	7035640	39730	GORDON FOOD SERVICE	194573341		*SPLS-NON-FOOD ITEMS-LNCH	37.59
133254	6/13/19	7025612	39730	GORDON FOOD SERVICE	194573343		*SPLS-FOOD-BREAKFAST	532.58
133254	6/13/19	7015612	39730	GORDON FOOD SERVICE	194573345		*SPLS-FOOD-BREAKFAST	465.84
133254	6/13/19	7235610	39730	GORDON FOOD SERVICE	194573347		*SPLS-FOOD-LUNCH	83.43
133254	6/13/19	7235612	39730	GORDON FOOD SERVICE	194573348		*SPLS-FOOD-BREAKFAST	725.26
133254	6/13/19	7055612	39730	GORDON FOOD SERVICE	194573349		*SPLS-FOOD-BREAKFAST	569.19
133254	6/13/19	7025610	39730	GORDON FOOD SERVICE	194573351		*SPLS-FOOD-LUNCH	630.77
133254	6/13/19	7025640	39730	GORDON FOOD SERVICE	194573351		*SPLS-NON-FOOD ITEMS-LNCH	37.59
133254	6/13/19	7215612	39730	GORDON FOOD SERVICE	194573352		*SPLS-FOOD-BREAKFAST	446.92
							COMPUTER CHECK TOTAL	20,097.29
133255	6/13/19	7303220	6386	SCHOOL NUTRITION ASSOCIATION	061119		WKSHOP-C.STACKPOOL	190.00
							COMPUTER CHECK TOTAL	190.00
133256	6/13/19	7303220	15139	TRINIDAD RESORT & CLUB/SHANTY	573684		WKSHP/CONF-FOOD SVC-STACKPOOL	312.18
							COMPUTER CHECK TOTAL	312.18

25 Cafeteria

COMPUTER CHECKS 7 \$45,166.75
MANUAL CHECKS

CHECK NUMBER	CHECK DATE	ASN	VEND #	VENDOR NAME	INVOICE NO	PO #	DESCRIPTION	AMOUNT
-----------------	---------------	-----	--------	-------------	------------	------	-------------	--------

25 Cafeteria

TOTAL CHECKS 7 \$45,166.75

*** VOID SUMMARY ***

COMPUTER VOID CHECKS

NON-PAYMENT

VOID CHECKS - COMPUTER

VOID CHECKS - MANUAL

TOTAL VOID CHECKS

TOTAL NET CHECKS 7 \$45,166.75

REPLACEMENT CHECKS

*=CHECK ALSO EXISTS IN A PRIOR FUND

CHECK NUMBER	CHECK DATE	ASN	VEND #	VENDOR NAME	INVOICE NO	PO #	DESCRIPTION	AMOUNT
31 DEBT RETIREMENT								
133260*	6/14/19	5007421	943	CLARK HILL PLC	879742		LEGAL SVCS REND THRU 4/30/19 *COMPUTER CHECK TOTAL*	27,000.00 27,000.00
31 DEBT RETIREMENT								
							COMPUTER CHECKS	1 \$27,000.00
							MANUAL CHECKS	
							TOTAL CHECKS	1 \$27,000.00
							*** VOID SUMMARY ***	
							COMPUTER VOID CHECKS	*NON-PAYMENT*
							VOID CHECKS - COMPUTER	
							VOID CHECKS - MANUAL	
							TOTAL VOID CHECKS	
							TOTAL NET CHECKS	1 \$27,000.00
							REPLACEMENT CHECKS	

*=CHECK ALSO EXISTS IN A PRIOR FUND

CHECK NUMBER	CHECK DATE	ASN	VEND #	VENDOR NAME	INVOICE NO	PO #	DESCRIPTION	AMOUNT
61 Trust and Agency								
22140	6/07/19	HS808	15103	\$99 BOUNCE HOUSE	061019		EMS-8TH GR CELEBRATION *COMPUTER CHECK TOTAL*	257.00 257.00
22141	6/07/19	BV603	27090	DETROIT ZOOLOGICAL PARK	489245		BLV-FT-RAILROAD TICKETS *COMPUTER CHECK TOTAL*	270.00 270.00
22142	6/07/19	HS312	39730	GORDON FOOD SERVICE	CR645986		HS-CULINARY CLASS/CAFE SPLS	59.31-
22142	6/07/19	HS312	39730	GORDON FOOD SERVICE	CR682005		HS-CULINARY CLASS/CAFE SPLS	50.44-
22142	6/07/19	HS312	39730	GORDON FOOD SERVICE	FC-1185068		HS-CULINARY CLASS/CAFE SPLS	14.66
22142	6/07/19	HS312	39730	GORDON FOOD SERVICE	765103926		HS-CULINARY CLASS/CAFE SPLS	61.79
22142	6/07/19	HS312	39730	GORDON FOOD SERVICE	765103946		HS-CULINARY CLASS/CAFE SPLS	22.53
22142	6/07/19	HS312	39730	GORDON FOOD SERVICE	765103966		HS-CULINARY CLASS/CAFE SPLS	221.36
22142	6/07/19	HS312	39730	GORDON FOOD SERVICE	765103985		HS-CULINARY CLASS/CAFE SPLS	33.46
22142	6/07/19	HS312	39730	GORDON FOOD SERVICE	765104078		HS-CULINARY CLASS/CAFE SPLS	34.92
22142	6/07/19	HS312	39730	GORDON FOOD SERVICE	765104115		HS-CULINARY CLASS/CAFE SPLS	200.02
22142	6/07/19	HS312	39730	GORDON FOOD SERVICE	765104175		HS-CULINARY CLASS/CAFE SPLS	31.97
22142	6/07/19	HS312	39730	GORDON FOOD SERVICE	765104259		HS-CULINARY CLASS/CAFE SPLS	36.22
22142	6/07/19	HS312	39730	GORDON FOOD SERVICE	765104283		HS-CULINARY CLASS/CAFE SPLS	272.81
22142	6/07/19	HS312	39730	GORDON FOOD SERVICE	765104284		HS-CULINARY CLASS/CAFE SPLS	34.11
22142	6/07/19	HS312	39730	GORDON FOOD SERVICE	765104337		HS-CULINARY CLASS/CAFE SPLS	82.94
22142	6/07/19	HS312	39730	GORDON FOOD SERVICE	765104357		HS-CULINARY CLASS/CAFE SPLS	93.67
22142	6/07/19	HS312	39730	GORDON FOOD SERVICE	765104484		HS-CULINARY CLASS/CAFE SPLS	17.35
22142	6/07/19	HS312	39730	GORDON FOOD SERVICE	765104516		HS-CULINARY CLASS/CAFE SPLS	25.96
22142	6/07/19	HS312	39730	GORDON FOOD SERVICE	876179293		HS-CULINARY CLASS/CAFE SPLS	268.1623
22142	6/07/19	HS312	39730	GORDON FOOD SERVICE	876179400		HS-CULINARY CLASS/CAFE SPLS	294.22
22142	6/07/19	HS312	39730	GORDON FOOD SERVICE	876179703		HS-CULINARY CLASS/CAFE SPLS	241.03
22142	6/07/19	HS312	39730	GORDON FOOD SERVICE	876179708		HS-CULINARY CLASS/CAFE SPLS	23.96
22142	6/07/19	HS312	39730	GORDON FOOD SERVICE	9960020		HS-CULINARY CLASS/CAFE SPLS	108.14-
22142	6/07/19	HS312	39730	GORDON FOOD SERVICE	9960020		HS-CULINARY CLASS/CAFE SPLS *COMPUTER CHECK TOTAL*	14.73- 1,778.52
22143	6/07/19	HS513	6397	M A S S P STUDENT LEADERSHIP	200363		HS-STUD.ASSEMBLY-ST CONF. *COMPUTER CHECK TOTAL*	2,640.00 2,640.00
22144	6/07/19	HS107	14334	MARY JANE SONCK **PETTY CASH**	051719		EHS-8TH GR SHADOWING HS SA	50.00
22144	6/07/19	HS107	14334	MARY JANE SONCK **PETTY CASH**	051719		EHS-8TH GR SHADOWING HS SA *COMPUTER CHECK TOTAL*	50.00 100.00
61 Trust and Agency								
							COMPUTER CHECKS	5 \$5,045.52
							MANUAL CHECKS	
							TOTAL CHECKS	5 \$5,045.52
							*** VOID SUMMARY ***	
							COMPUTER VOID CHECKS	*NON-PAYMENT*
							VOID CHECKS - COMPUTER	
							VOID CHECKS - MANUAL	
							TOTAL VOID CHECKS	
							TOTAL NET CHECKS	5 \$5,045.52

6/17/19 7.16.43
EASTPOINTE COMMUNITY SCHOOLS

DETAIL CHECK REGISTER BY FUND
MONTH ENDING 6/30/19

EDSKIM

CD0502
PAGE 18

CHECK NUMBER	CHECK DATE	ASN	VEND #	VENDOR NAME	INVOICE NO	PO #	DESCRIPTION	AMOUNT
-----------------	---------------	-----	--------	-------------	------------	------	-------------	--------

REPLACEMENT CHECKS

CHECK NUMBER	CHECK DATE	ASN	VEND #	VENDOR NAME	INVOICE NO	PO #	DESCRIPTION	AMOUNT
*** GRAND TOTALS ***								
							COMPUTER CHECKS	90 \$540,994.93
							MANUAL CHECKS	
							TOTAL CHECKS	90 \$540,994.93
*** VOID SUMMARY ***								
							COMPUTER VOID CHECKS	*NON-PAYMENT*
							VOID CHECKS - COMPUTER	
							VOID CHECKS - MANUAL	
							TOTAL VOID CHECKS	
							TOTAL NET CHECKS	90 \$540,994.93

REPLACEMENT CHECKS

CHECKS IN MULTIPLE FUNDS ONLY COUNTED ONCE FOR GRAND TOTALS

** SPOILED CHECKS NOT INCLUDED IN THIS REPORT **

Eastpointe Community Schools
Board Meeting held on June 24th, 2019
Revenue and Expense Budget Reports
As of June 14, 2019

Revenue Budget Reports:

	<u>Page #</u>
(FI0230) General Fund	R 1
Federal Fund	R 2
State Fund	R 3
Cafeteria Fund	R 4
Debt Fund	R 5
Capital Project Fund	R 6
Summary	R 7

Expenditure Budget Reporting:

(FI0240) General Fund	E 1 - 8
Federal Fund	E 9 - 13
State Fund	E 14 - 16
Cafeteria Fund	E 17 - 18
Debt Fund	E 19
Capital Project Fund	E 20 -21
Summary	E 22

11 GENERAL FUND

CLASS1 DESCRIPTION	05-13-19 BUDGET	ACTUAL MO TO DATE	ACTUAL YR TO DATE	REMAINING BALANCE	% UNCOLL	LAST Y-T-D
100 Local Revenue	4,855,948.00-	270,743.23-	4,635,033.23-	220,914.77-	4.54 %	4,716,009.88-
300 State Revenue	19,609,118.00-	.00	14,318,684.15-	5,290,433.85-	26.97 %	21,052,211.16-
500 Incoming Transfers	448,452.00-	.00	406,964.10-	41,487.90-	9.25 %	661,275.48-
600 Fund Modifications	95,000.00-	.00	.00	95,000.00-	100.00 %	117,491.91-
11 GENERAL FUND	* TOTAL 25,008,518.00-	270,743.23-	19,360,681.48-	5,647,836.52-	22.58 %	26,546,988.43-

12 Federal Grants Fund

CLASS1 DESCRIPTION	05-13-19 BUDGET	ACTUAL MO TO DATE	ACTUAL YR TO DATE	REMAINING BALANCE	% UNCOLL	LAST Y-T-D
400 Federal Revenue	4,797,333.00-	73,336.48-	2,222,958.20-	2,574,374.80-	53.66 %	4,806,574.40-
12 Federal Grants Fund	* TOTAL 4,797,333.00-	73,336.48-	2,222,958.20-	2,574,374.80-	53.66 %	4,806,574.40-

13 State and Local Grants

CLASS1 DESCRIPTION	05-13-19 BUDGET	ACTUAL MO TO DATE	ACTUAL YR TO DATE	REMAINING BALANCE	% UNCOLL	LAST Y-T-D
100 Local Revenue	5,000.00-	.00	5,500.00-	500.00	10.00-%	.00
300 State Revenue	2,835,927.00-	.00	2,181,669.45-	654,257.55-	23.07 %	1,942,269.10-
13 State and Local Grants	* TOTAL 2,840,927.00-	.00	2,187,169.45-	653,757.55-	23.01 %	1,942,269.10-

25 Cafeteria

CLASS1 DESCRIPTION	05-13-19 BUDGET	ACTUAL MO TO DATE	ACTUAL YR TO DATE	REMAINING BALANCE	% UNCOLL	LAST Y-T-D	
100 Local Revenue	.00	2,500.00-	37,687.26-	37,687.26	.00 %	71,303.31-	
300 State Revenue	.00	.00	66,356.63-	66,356.63	.00 %	66,050.00-	
400 Federal Revenue	.00	.00	1,321,047.26-	1,321,047.26	.00 %	1,815,386.19-	
500 Incoming Transfers	.00	.00	.00	.00	.00 %	.00	
600 Fund Modifications	.00	.00	27.00-	27.00	.00 %	.00	
25 Cafeteria	* TOTAL	.00	2,500.00-	1,425,118.15-	1,425,118.15	.00 %	1,952,739.50-

31 DEBT RETIREMENT

CLASS1 DESCRIPTION	05-13-19 BUDGET	ACTUAL MO TO DATE	ACTUAL YR TO DATE	REMAINING BALANCE	% UNCOLL	LAST Y-T-D
100 Local Revenue	.00	96,539.99-	3,329,941.26-	3,329,941.26	.00 %	3,519,250.83-
300 State Revenue	.00	.00	65,609.26-	65,609.26	.00 %	67,480.11-
500 Incoming Transfers	.00	.00	4,918.42-	4,918.42	.00 %	.00
31 DEBT RETIREMENT	* TOTAL	.00	3,400,468.94-	3,400,468.94	.00 %	3,586,730.94-

41 CAPITAL PROJECTS FUND

CLASS1 DESCRIPTION	05-13-19 BUDGET	ACTUAL MO TO DATE	ACTUAL YR TO DATE	REMAINING BALANCE	% UNCOLL	LAST Y-T-D
100 Local Revenue	.00	.00	.00	.00	.00 %	300.00-
500 Incoming Transfers	.00	.00	.00	.00	.00 %	.00
41 CAPITAL PROJECTS FUND	* TOTAL	.00	.00	.00	.00 %	300.00-

	05-13-19 BUDGET	ACTUAL MO TO DATE	ACTUAL YR TO DATE	REMAINING BALANCE	% UNCOLL	LAST Y-T-D
100 Local Revenue	4,860,948.00-	369,783.22-	8,008,161.75-	3,147,213.75	64.74-%	8,306,864.02-
300 State Revenue	22,445,045.00-	.00	16,632,319.49-	5,812,725.51-	25.89 %	23,128,010.37-
400 Federal Revenue	4,797,333.00-	73,336.48-	3,544,005.46-	1,253,327.54-	26.12 %	6,621,960.59-
500 Incoming Transfers	448,452.00-	.00	411,882.52-	36,569.48-	8.15 %	661,275.48-
600 Fund Modifications	95,000.00-	.00	27.00-	94,973.00-	99.97 %	117,491.91-
** GRAND TOTALS	32,646,778.00-	443,119.70-	28,596,396.22-	4,050,381.78-	12.40 %	38,835,602.37-

*BUDGET # 01 Working

05-13-19

11 GENERAL FUND

FUNC1/FUNC2/FUNC/OBJ1 DESC	05-13-19 BUDGET	ACTUAL MO TO DATE	ACTUAL YR TO DATE	ENCUMBRANCES AS OF 6/17/19	REMAINING BALANCE	% UNEXPEND
1000 Salaries	2,742,611.00	111,701.58	2,171,884.72	545,684.39	25,041.89	.91 %
2000 Employee Benefits	2,096,694.00	55,414.58	1,656,613.56	251,233.10	188,847.34	9.00 %
3000 Purchased Services	164,900.00	14,982.04	186,622.45	.00	21,722.45-	13.17-%
4000 Purchased Services	16,800.00	.00	11,309.27	.00	5,490.73	32.68 %
5000 Supplies & Materials	103,070.00	654.83	72,945.44	790.74	29,333.82	28.46 %
7000 Other Expenses	.00	.00	.00	.00	.00	.00 %
111 Elementary Instruction * TOTAL	5,124,075.00	182,753.03	4,099,375.44	797,708.23	226,991.33	4.42 %
1000 Salaries	993,607.00	37,619.96	744,395.19	185,707.82	63,503.99	6.39 %
2000 Employee Benefits	803,776.00	18,713.56	508,454.18	85,499.87	209,821.95	26.10 %
3000 Purchased Services	128,000.00	6,684.64	132,450.88	.00	4,450.88-	3.47-%
4000 Purchased Services	9,100.00	.00	6,393.26	.00	2,706.74	29.74 %
5000 Supplies & Materials	19,400.00	1,055.11	8,092.02	108.90	11,199.08	57.72 %
7000 Other Expenses	7,000.00	.00	712.66	.00	6,287.34	89.81 %
112 Middle/Jr. High * TOTAL	1,960,883.00	64,073.27	1,400,498.19	271,316.59	289,068.22	14.74 %
1000 Salaries	1,549,477.00	56,593.03	1,112,485.47	272,391.48	164,600.05	10.62 %
2000 Employee Benefits	1,178,407.00	27,695.68	763,840.67	125,409.04	289,157.29	24.53 %
3000 Purchased Services	301,000.00	76,166.78	294,145.40	.00	6,854.60	2.27 %
4000 Purchased Services	13,900.00	.00	8,544.34	.00	5,355.66	38.52 %
5000 Supplies & Materials	60,600.00	8,215.92	59,927.39	10,877.38	10,204.77-	16.83-%
6000 Capital Outlay	.00	.00	.00	.00	.00	.00 36
7000 Other Expenses	525.00	.00	295.00	.00	230.00	43.80 %
8000 Outgoing Transfers	93,000.00	38,742.00	116,929.00	.00	23,929.00-	25.73-%
113 High School * TOTAL	3,196,909.00	207,413.41	2,356,167.27	408,677.90	432,063.83	13.51 %
1000 Salaries	57,414.00	1,418.95	42,489.33	7,094.95	7,829.72	13.63 %
2000 Employee Benefits	33,809.00	645.65	25,518.49	3,266.52	5,023.99	14.85 %
3000 Purchased Services	3,000.00	.00	2,802.50	.00	197.50	6.58 %
4000 Purchased Services	.00	.00	.00	.00	.00	.00 %
5000 Supplies & Materials	6,000.00	350.40	2,420.45	.00	3,579.55	59.65 %
7000 Other Expenses	.00	.00	.00	.00	.00	.00 %
118 Pre-school * TOTAL	100,223.00	2,415.00	73,230.77	10,361.47	16,630.76	16.59 %
1000 Salaries	7,006.00	.00	7,005.50	.00	.50	.00 %
2000 Employee Benefits	3,199.00	.00	3,079.12	.00	119.88	3.74 %
5000 Supplies & Materials	.00	.00	.00	.00	.00	.00 %
119 Summer School/Basic Pgm * TOTAL	10,205.00	.00	10,084.62	.00	120.38	1.17 %
110 Basic Program * TOTAL	10,392,295.00	456,654.71	7,939,356.29	1,488,064.19	964,874.52	9.28
1000 Salaries	1,328,053.00	54,136.75	1,047,482.59	255,399.32	25,171.09	1.89 %
2000 Employee Benefits	888,160.00	26,249.99	725,057.49	117,585.84	45,516.67	5.12 %
3000 Purchased Services	81,731.00	3,285.43	76,821.68	.00	4,909.32	6.00 %
5000 Supplies & Materials	20,600.00	363.95	6,354.06	2,154.55	12,091.39	58.69 %
7000 Other Expenses	275.00	.00	.00	.00	275.00	100.00 %

11 GENERAL FUND

FUNC1/FUNC2/FUNC/OBJ1 DESC		05-13-19 BUDGET	ACTUAL MO TO DATE	ACTUAL YR TO DATE	ENCUMBRANCES AS OF 6/17/19	REMAINING BALANCE	% UNEXPEND
122 Special Education	* TOTAL	2,318,819.00	84,036.12	1,855,715.82	375,139.71	87,963.47	3.79 %
2000 Employee Benefits		.00	.00	.00	.00	.00	.00 %
125 Compensatory Education	* TOTAL	.00	.00	.00	.00	.00	.00 %
1000 Salaries		218,059.00	8,882.83	175,862.67	44,043.06	1,846.73-	.84-%
2000 Employee Benefits		163,765.00	4,566.29	130,610.67	20,277.43	12,876.90	7.86 %
3000 Purchased Services		1,500.00	.00	998.27	.00	501.73	33.44 %
4000 Purchased Services		500.00	.00	.00	.00	500.00	100.00 %
5000 Supplies & Materials		8,000.00	.00	4,969.22	5.93	3,024.85	37.81 %
7000 Other Expenses		.00	.00	.00	.00	.00	.00 %
127 Career & Tech Education	* TOTAL	391,824.00	13,449.12	312,440.83	64,326.42	15,056.75	3.84 %
120 Added Needs	* TOTAL	2,710,643.00	97,485.24	2,168,156.65	439,466.13	103,020.22	3.80
100 Instruction	* TOTAL	13,102,938.00	554,139.95	10,107,512.94	1,927,530.32	1,067,894.74	8.15
5000 Supplies & Materials		.00	.00	.00	.00	.00	.00 %
211 Truancy/Absenteeism Serv	* TOTAL	.00	.00	.00	.00	.00	.00% 37
1000 Salaries		206,286.00	9,077.72	177,919.61	45,388.73	17,022.34-	8.25-%
2000 Employee Benefits		159,517.00	4,411.39	130,637.10	20,896.96	7,982.94	5.00 %
212 Guidance Services	* TOTAL	365,803.00	13,489.11	308,556.71	66,285.69	9,039.40-	2.47-%
3000 Purchased Services		.00	.00	.00	.00	.00	.00 %
213 Health Services	* TOTAL	.00	.00	.00	.00	.00	.00 %
1000 Salaries		125,500.00	8,307.30	106,778.85	26,536.91	7,815.76-	6.22-%
2000 Employee Benefits		78,275.00	2,839.01	53,738.42	12,217.60	12,318.98	15.73 %
3000 Purchased Services		500.00	.00	380.00	.00	120.00	24.00 %
5000 Supplies & Materials		7,000.00	.00	2,315.98	5,170.94	486.92-	6.95-%
214 Psychological Services	* TOTAL	211,275.00	11,146.31	163,213.25	43,925.45	4,136.30	1.95 %
1000 Salaries		159,811.00	8,139.43	166,197.85	32,337.94	38,724.79-	24.23-%
2000 Employee Benefits		120,372.00	3,767.94	113,938.96	14,888.39	8,455.35-	7.02-%
3000 Purchased Services		255,100.00	15,051.31	292,359.88	12,491.08	49,750.96-	19.50-%
5000 Supplies & Materials		4,300.00	.00	850.65	.00	3,449.35	80.21 %
215 Speech/Audiology Services	* TOTAL	539,583.00	26,958.68	573,347.34	59,717.41	93,481.75-	17.32-%
1000 Salaries		142,394.00	5,757.61	113,291.57	28,788.31	314.12	.22 %
2000 Employee Benefits		108,269.00	2,849.89	86,713.25	13,254.14	8,301.61	7.66 %
3000 Purchased Services		.00	.00	.00	.00	.00	.00 %
5000 Supplies & Materials		400.00	.00	95.00	.00	305.00	76.25 %

11 GENERAL FUND

FUNC1/FUNC2/FUNC/OBJ1 DESC	05-13-19 BUDGET	ACTUAL MO TO DATE	ACTUAL YR TO DATE	ENCUMBRANCES AS OF 6/17/19	REMAINING BALANCE	% UNEXPEND
7000 Other Expenses	.00	.00	.00	.00	.00	.00 %
216 Social Work Services * TOTAL	251,063.00	8,607.50	200,099.82	42,042.45	8,920.73	3.55 %
1000 Salaries	94,677.00	3,944.87	74,952.55	19,724.56	.11-	.00 %
2000 Employee Benefits	61,783.00	1,874.40	48,795.96	9,081.19	3,905.85	6.32 %
3000 Purchased Services	.00	.00	.00	.00	.00	.00 %
5000 Supplies & Materials	.00	.00	.00	.00	.00	.00 %
7000 Other Expenses	.00	.00	.00	.00	.00	.00 %
218 Teacher Consultant * TOTAL	156,460.00	5,819.27	123,748.51	28,805.75	3,905.74	2.49 %
1000 Salaries	.00	.00	.00	.00	.00	.00 %
3000 Purchased Services	98,000.00	5,974.35	100,516.64	.00	2,516.64-	2.56-%
219 Other Pupil Support Serv * TOTAL	98,000.00	5,974.35	100,516.64	.00	2,516.64-	2.56-%
210 Pupil-Support Services * TOTAL	1,622,184.00	71,995.22	1,469,482.27	240,776.75	88,075.02-	5.42-
1000 Salaries	500.00	.00	840.90	.00	340.90-	68.18-%
2000 Employee Benefits	228.00	.00	217.27	.00	10.73	4.70 %
3000 Purchased Services	50,800.00	190.60	47,025.65	3,533.48	240.87	.47 %
5000 Supplies & Materials	34,304.00	.00	12,585.49	159.75	21,558.76	62.84 %
6000 Capital Outlay	.00	.00	.00	.00	.00	.00 %
7000 Other Expenses	1,200.00	.00	201.96	.00	998.04	83.17 %
221 Improv of Instruction * TOTAL	87,032.00	190.60	60,871.27	3,693.23	22,467.50	25.81 %
1000 Salaries	69,602.00	2,900.08	55,101.52	14,500.48	.00	.00 %
2000 Employee Benefits	59,583.00	1,421.96	46,816.06	6,676.03	6,090.91	10.22 %
3000 Purchased Services	800.00	.00	.00	.00	800.00	100.00 %
5000 Supplies & Materials	.00	.00	.00	.00	.00	.00 %
222 Educational Media Service * TOTAL	129,985.00	4,322.04	101,917.58	21,176.51	6,890.91	5.30 %
4000 Purchased Services	2,800.00	.00	1,510.00	490.00	800.00	28.57 %
224 Educational Television * TOTAL	2,800.00	.00	1,510.00	490.00	800.00	28.57 %
1000 Salaries	67,500.00	2,187.50	63,523.48	2,187.51	1,789.01	2.65 %
2000 Employee Benefits	37,001.00	1,024.43	33,807.36	1,007.14	2,186.50	5.90 %
3000 Purchased Services	25,500.00	760.57	25,130.06	.00	369.94	1.45 %
5000 Supplies & Materials	55,100.00	648.44	35,144.57	19,095.06	860.37	1.56 %
6000 Capital Outlay	15,000.00	.00	4,900.00	.00	10,100.00	67.33 %
7000 Other Expenses	.00	.00	.00	.00	.00	.00 %
225 Technology Assisted Inst * TOTAL	200,101.00	4,620.94	162,505.47	22,289.71	15,305.82	7.64 %
1000 Salaries	206,594.00	7,739.57	197,115.08	8,198.15	1,280.77	.61 %
2000 Employee Benefits	139,708.00	3,635.26	119,376.34	3,774.42	16,557.24	11.85 %
3000 Purchased Services	175,800.00	7,624.04	170,595.92	.00	5,204.08	2.96 %

11 GENERAL FUND

FUNC1/FUNC2/FUNC/OBJ1 DESC	05-13-19 BUDGET	ACTUAL MO TO DATE	ACTUAL YR TO DATE	ENCUMBRANCES AS OF 6/17/19	REMAINING BALANCE	% UNEXPEND
4000 Purchased Services	3,200.00	.00	2,209.51	.00	990.49	30.95 %
5000 Supplies & Materials	5,825.00	.00	4,542.38	.00	1,282.62	22.01 %
6000 Capital Outlay	.00	.00	.00	.00	.00	.00 %
7000 Other Expenses	575.00	.00	516.53	.00	58.47	10.16 %
226 Superv/Direc Inst Staff * TOTAL	531,702.00	18,998.87	494,355.76	11,972.57	25,373.67	4.77 %
1000 Salaries	750.00	.00	.00	.00	750.00	100.00 %
2000 Employee Benefits	343.00	.00	.00	.00	343.00	100.00 %
3000 Purchased Services	3,264.00	.00	3,264.00	.00	.00	.00 %
4000 Purchased Services	.00	.00	.00	.00	.00	.00 %
5000 Supplies & Materials	500.00	.00	166.00	.00	334.00	66.80 %
227 Academic Stu Assessment * TOTAL	4,857.00	.00	3,430.00	.00	1,427.00	29.38 %
220 Staff-Support Services * TOTAL	956,477.00	28,132.45	824,590.08	59,622.02	72,264.90	7.55 %
1000 Salaries	10,500.00	.00	10,500.00	.00	.00	.00 %
3000 Purchased Services	93,100.00	3,545.00	78,651.05	.00	14,448.95	15.51 %
4000 Purchased Services	.00	.00	.00	.00	.00	.00 %
5000 Supplies & Materials	3,500.00	.00	2,709.55	.00	790.45	22.58 %
7000 Other Expenses	7,150.00	.00	7,141.87	.00	8.13	.11 %
8000 Outgoing Transfers	4,000.00	.00	3,044.10	.00	955.90	23.89 %
231 Board of Education * TOTAL	118,250.00	3,545.00	102,046.57	.00	16,203.43	13.70 %
1000 Salaries	214,998.00	8,815.47	203,910.68	8,656.87	2,430.45	1.13 %
2000 Employee Benefits	120,381.00	4,120.10	110,452.15	3,985.62	5,943.23	4.93 %
3000 Purchased Services	500.00	.00	554.87	.00	54.87-	10.97-%
5000 Supplies & Materials	2,600.00	78.50	2,052.58	278.65	268.77	10.33 %
6000 Capital Outlay	.00	.00	.00	.00	.00	.00 %
7000 Other Expenses	10,800.00	.00	8,671.16	.00	2,128.84	19.71 %
232 Executive Admin * TOTAL	349,279.00	13,014.07	325,641.44	12,921.14	10,716.42	3.06 %
230 General Admi-Support Serv * TOTAL	467,529.00	16,559.07	427,688.01	12,921.14	26,919.85	5.75 %
1000 Salaries	1,301,468.00	54,545.31	1,136,438.61	171,312.86	6,283.47-	.48-%
2000 Employee Benefits	825,115.00	26,309.32	702,051.49	78,872.44	44,191.07	5.35 %
3000 Purchased Services	53,000.00	2,754.64	48,926.52	.00	4,073.48	7.68 %
5000 Supplies & Materials	25,280.00	4,835.68	13,676.06	1,055.35	10,548.59	41.72 %
6000 Capital Outlay	.00	.00	.00	.00	.00	.00 %
241 Office of Principal * TOTAL	2,204,863.00	88,444.95	1,901,092.68	251,240.65	52,529.67	2.38 %
5000 Supplies & Materials	3,000.00	.00	3,000.00	.00	.00	.00 %
249 Other School Admin * TOTAL	3,000.00	.00	3,000.00	.00	.00	.00 %
240 School Admin-Support Serv * TOTAL	2,207,863.00	88,444.95	1,904,092.68	251,240.65	52,529.67	2.37 %

11 GENERAL FUND

FUNC1/FUNC2/FUNC/OBJ1 DESC	05-13-19 BUDGET	ACTUAL MO TO DATE	ACTUAL YR TO DATE	ENCUMBRANCES AS OF 6/17/19	REMAINING BALANCE	% UNEXPEND
1000 Salaries	163,000.00	7,767.80	151,892.81	6,966.35	4,140.84	2.54 %
2000 Employee Benefits	121,074.00	4,368.06	105,280.05	3,968.78	11,825.17	9.76 %
3000 Purchased Services	100,400.00	81.20	66,381.10	.00	34,018.90	33.88 %
4000 Purchased Services	2,139.00	.00	2,318.52	.00	179.52-	8.39-%
5000 Supplies & Materials	4,000.00	120.10	1,107.28	159.75	2,732.97	68.32 %
6000 Capital Outlay	.00	.00	.00	.00	.00	.00 %
7000 Other Expenses	15,900.00	.00	13,138.80	.00	2,761.20	17.36 %
8000 Outgoing Transfers	37,000.00	368.20	32,937.52	.00	4,062.48	10.97 %
252 Fiscal Services * TOTAL	443,513.00	12,705.36	373,056.08	11,094.88	59,362.04	13.38 %
3000 Purchased Services	21,778.00	.00	14,936.76	.00	6,841.24	31.41 %
4000 Purchased Services	3,950.00	.00	2,199.31	.00	1,750.69	44.32 %
257 Internal Services * TOTAL	25,728.00	.00	17,136.07	.00	8,591.93	33.39 %
3000 Purchased Services	42,049.00	.00	42,049.11	.00	.11-	.00 %
7000 Other Expenses	102,500.00	.00	9,479.09	.00	93,020.91	90.75 %
259 Other Business Services * TOTAL	144,549.00	.00	51,528.20	.00	93,020.80	64.35 %
250 Business-Support Services * TOTAL	613,790.00	12,705.36	441,720.35	11,094.88	160,974.77	26.22
1000 Salaries	12,939.00	817.00	18,392.00	.00	5,453.00-	42.14-%
2000 Employee Benefits	5,908.00	62.50	1,406.99	.00	4,501.01	76.18 %
3000 Purchased Services	404,473.00	11,996.30	378,632.82	.00	25,840.18	6.38 %
4000 Purchased Services	2,070,950.00	32,700.38	2,017,716.21	91,198.96	37,965.17-	1.83-%
5000 Supplies & Materials	760,830.00	4,604.25-	734,741.28	20,707.02	5,381.70	.70 %
6000 Capital Outlay	100,000.00	.00	.00	.00	100,000.00	100.00 %
7000 Other Expenses	1,670.00	.00	350.00	.00	1,320.00	79.04 %
8000 Outgoing Transfers	2,000.00	.00	.00	.00	2,000.00	100.00 %
261 Operating Bldg Services * TOTAL	3,358,770.00	40,971.93	3,151,239.30	111,905.98	95,624.72	2.84 %
1000 Salaries	9,625.00	67.05	11,676.09	.00	2,051.09-	21.31-%
2000 Employee Benefits	4,397.00	30.71	5,148.71	.00	751.71-	17.09-%
3000 Purchased Services	1,000.00	.00	.00	.00	1,000.00	100.00 %
266 Security Services * TOTAL	15,022.00	97.76	16,824.80	.00	1,802.80-	12.00-%
260 Operations & Maintenance * TOTAL	3,373,792.00	41,069.69	3,168,064.10	111,905.98	93,821.92	2.78
1000 Salaries	2,408.00	.00	3,276.02	.00	868.02-	36.04-%
2000 Employee Benefits	1,099.00	.00	1,562.06	.00	463.06-	42.13-%
3000 Purchased Services	1,105,313.00	9,378.00	1,006,691.40	.00	98,621.60	8.92 %
4000 Purchased Services	5,000.00	.00	.00	.00	5,000.00	100.00 %
5000 Supplies & Materials	91,500.00	3,011.21	79,766.53	1,253.47	10,480.00	11.45 %
6000 Capital Outlay	.00	.00	.00	.00	.00	.00 %
7000 Other Expenses	150.00	.00	150.00	.00	.00	.00 %
271 Pupil Trans Services * TOTAL	1,205,470.00	12,389.21	1,091,446.01	1,253.47	112,770.52	9.35 %

11 GENERAL FUND

FUNC1/FUNC2/FUNC/OBJ1 DESC		05-13-19 BUDGET	ACTUAL MO TO DATE	ACTUAL YR TO DATE	ENCUMBRANCES AS OF 6/17/19	REMAINING BALANCE	% UNEXPEND
311 Community Serv Direction	* TOTAL	.00	.00	.00	.00	.00	.00 %
310 Community Services Direct	* TOTAL	.00	.00	.00	.00	.00	.00
300 Community Services	* TOTAL	.00	.00	.00	.00	.00	.00
6000 Capital Outlay		.00	.00	.00	.00	.00	.00 %
452 Site Improvement Services	* TOTAL	.00	.00	.00	.00	.00	.00 %
6000 Capital Outlay		.00	.00	.00	.00	.00	.00 %
455 Building Acq & Construct	* TOTAL	.00	.00	.00	.00	.00	.00 %
6000 Capital Outlay		.00	.00	.00	.00	.00	.00 %
456 Bldg Improvments Services	* TOTAL	.00	.00	.00	.00	.00	.00 %
450 Facilities Acquisition	* TOTAL	.00	.00	.00	.00	.00	.00
8000 Outgoing Transfers		.00	.00	.00	.00	.00	.00 %
491 Prior Period Adj/Material	* TOTAL	.00	.00	.00	.00	.00	.00 42
8000 Outgoing Transfers		.00	.00	.00	.00	.00	.00 %
492 Prior Period Adj/Non-Mat	* TOTAL	.00	.00	.00	.00	.00	.00 %
490 Prior Period Adjustment	* TOTAL	.00	.00	.00	.00	.00	.00
400 Payments to Other Govt	* TOTAL	.00	.00	.00	.00	.00	.00
7000 Other Expenses		257,204.00	2,672.84	255,527.91	.00	1,676.09	.65 %
511 Debt Service - Long Term	* TOTAL	257,204.00	2,672.84	255,527.91	.00	1,676.09	.65 %
510 Debt Service - Long Term	* TOTAL	257,204.00	2,672.84	255,527.91	.00	1,676.09	.65
500 Other Financing Uses	* TOTAL	257,204.00	2,672.84	255,527.91	.00	1,676.09	.65
8000 Outgoing Transfers		.00	.00	.00	.00	.00	.00 %
9000 Employee Benefits		147,135.00-	.00	79,792.11-	.00	67,342.89-	45.76 %
611 Transfer to G.F.	* TOTAL	147,135.00-	.00	79,792.11-	.00	67,342.89-	45.76 %
9000 Employee Benefits		.00	.00	.00	.00	.00	.00 %
612 transfer to grant fund	* TOTAL	.00	.00	.00	.00	.00	.00 %
610 Added Needs	* TOTAL	147,135.00-	.00	79,792.11-	.00	67,342.89-	45.76

11 GENERAL FUND

FUNC1/FUNC2/FUNC/OBJ1 DESC		05-13-19 BUDGET	ACTUAL MO TO DATE	ACTUAL YR TO DATE	ENCUMBRANCES AS OF 6/17/19	REMAINING BALANCE	% UNEXPEND
8000 Outgoing Transfers		.00	.00	.00	.00	.00	.00 %
625 TRANSFER TO FOOD SERVICE	* TOTAL	.00	.00	.00	.00	.00	.00 %
620 Business-Support Services	* TOTAL	.00	.00	.00	.00	.00	.00
8000 Outgoing Transfers		.00	.00	.00	.00	.00	.00 %
631 TRANSFER TO DEBT	* TOTAL	.00	.00	.00	.00	.00	.00 %
630	* TOTAL	.00	.00	.00	.00	.00	.00
600 Fund Modifications	* TOTAL	147,135.00-	.00	79,792.11-	.00	67,342.89-	45.76
11 GENERAL FUND	* TOTAL	25,292,522.00	923,251.11	20,996,166.53	2,701,323.17	1,595,032.30	6.30 %

12 Federal Grants Fund

FUNC1/FUNC2/FUNC/OBJ1 DESC.	05-13-19 BUDGET	ACTUAL MO TO DATE	ACTUAL YR TO DATE	ENCUMBRANCES AS OF 6/17/19	REMAINING BALANCE	% UNEXPEND
1000 Salaries	17,625.00	.00	17,625.00	.00	.00	.00 %
2000 Employee Benefits	74,315.00	3,383.01	35,949.91	12,440.72	25,924.37	34.88 %
3000 Purchased Services	51,432.00	844.56	17,333.69	5,727.70	28,370.61	55.16 %
5000 Supplies & Materials	936.00	.00	.00	.00	936.00	100.00 %
111 Elementary Instruction * TOTAL	32,370.00	33.25	29,800.65	.00	2,569.35	7.93 %
1000 Salaries	176,678.00	4,260.82	100,709.25	18,168.42	57,800.33	32.71 %
3000 Purchased Services	1,609.00	.00	.00	.00	1,609.00	100.00 %
113 High School * TOTAL	82,501.00	.00	56,835.00	.00	25,666.00	31.10 %
1000 Salaries	84,110.00	.00	56,835.00	.00	27,275.00	32.42 %
2000 Employee Benefits	174,862.00	.00	111,747.50	.00	63,114.50	36.09 %
3000 Purchased Services	49,652.00	.00	49,652.01	.00	.01	.00 %
4000 Purchased Services	1,288.00	.00	.00	.00	1,288.00	100.00 %
5000 Supplies & Materials	2,985.00	.00	1,035.00	.00	1,950.00	65.32 %
7000 Other Expenses	37,658.00	5,746.93	6,743.13	.00	30,914.87	82.09 %
119 Summer School/Basic Pgm * TOTAL	.00	.00	.00	.00	.00	.00 %
110 Basic Program * TOTAL	266,445.00	5,746.93	169,177.64	.00	97,267.36	36.50 %
1000 Salaries	527,233.00	10,007.75	326,721.89	18,168.42	182,342.69	34.58
2000 Employee Benefits	377,953.00	17,181.28	333,249.70	98,690.64	53,987.34	14.28 %
3000 Purchased Services	233,416.00	8,558.85	238,546.34	45,437.17	50,567.51	21.66 %
5000 Supplies & Materials	.00	1,722.80	.00	.00	.00	.00 %
122 Special Education * TOTAL	.00	.00	.00	.00	.00	.00 %
1000 Salaries	611,369.00	24,017.33	571,796.04	144,127.81	104,554.85	17.10 %
2000 Employee Benefits	712,575.00	26,509.25	572,340.74	123,580.49	16,653.77	2.33 %
3000 Purchased Services	565,128.00	17,206.89	541,227.82	66,707.94	42,807.76	7.57 %
4000 Purchased Services	128,333.00	1,679.41	119,986.41	1,554.28	6,792.31	5.29 %
5000 Supplies & Materials	21,640.00	.00	14,681.00	.00	6,959.00	32.15 %
7000 Other Expenses	81,725.00	5,519.41	46,669.36	27,216.60	7,839.04	9.59 %
125 Compensatory Education * TOTAL	.00	.00	.00	.00	.00	.00 %
1000 Salaries	1,509,401.00	50,914.96	1,294,905.33	219,059.31	4,563.64	.30 %
2000 Employee Benefits	.00	.00	7,135.02	.00	7,135.02	.00 %
5000 Supplies & Materials	.00	.00	10,864.98	.00	10,864.98	.00 %
127 Career & Tech Education * TOTAL	.00	.00	18,000.00	.00	18,000.00	.00 %
120 Added Needs * TOTAL	2,120,770.00	74,932.29	1,884,701.37	363,187.12	127,118.49	5.99 %
100 Instruction * TOTAL	2,648,003.00	84,940.04	2,211,423.26	381,355.54	55,224.20	2.08 %
1000 Salaries	.00	.00	.00	.00	.00	.00 %

12 Federal Grants Fund

FUNC1/FUNC2/FUNC/OBJ1 DESC	05-13-19 BUDGET	ACTUAL MO TO DATE	ACTUAL YR TO DATE	ENCUMBRANCES AS OF 6/17/19	REMAINING BALANCE	% UNEXPEND
2000 Employee Benefits	.00	.00	.00	.00	.00	.00 %
3000 Purchased Services	.00	.00	.00	.00	.00	.00 %
212 Guidance Services * TOTAL	.00	.00	.00	.00	.00	.00 %
1000 Salaries	36,623.00	.00	15,259.50	.00	21,363.50	58.33 %
2000 Employee Benefits	24,002.00	.00	7,565.88	.00	16,436.12	68.47 %
214 Psychological Services * TOTAL	60,625.00	.00	22,825.38	.00	37,799.62	62.34 %
2000 Employee Benefits	.00	.00	.00	.00	.00	.00 %
3000 Purchased Services	.00	.00	.00	.00	.00	.00 %
215 Speech/Audiology Services * TOTAL	.00	.00	.00	.00	.00	.00 %
1000 Salaries	.00	.00	.00	.00	.00	.00 %
2000 Employee Benefits	.00	.00	.00	.00	.00	.00 %
4000 Purchased Services	100.00	.00	.00	.00	100.00	100.00 %
5000 Supplies & Materials	.00	.00	.00	.00	.00	.00 %
216 Social Work Services * TOTAL	100.00	.00	.00	.00	100.00	100.00 %
3000 Purchased Services	2,078.00	.00	.00	.00	2,078.00	100.00 %
7000 Other Expenses	19,123.00	.00	9,500.00	.00	9,623.00	50.32 %
219 Other Pupil Support Serv * TOTAL	21,201.00	.00	9,500.00	.00	11,701.00	55.19 %
210 Pupil-Support Services * TOTAL	81,926.00	.00	32,325.38	.00	49,600.62	60.54 %
1000 Salaries	470,859.00	23,317.52	344,713.25	71,792.15	54,353.60	11.54 %
2000 Employee Benefits	200,968.00	8,060.93	142,689.98	20,385.00	37,893.02	18.85 %
3000 Purchased Services	611,111.00	6,767.74	189,740.54	3,809.19	417,561.27	68.32 %
4000 Purchased Services	.00	.00	.00	.00	.00	.00 %
5000 Supplies & Materials	23,217.00	.00	19,774.36	2,242.53	1,200.11	5.16 %
7000 Other Expenses	.00	.00	.00	.00	.00	.00 %
221 Improv of Instruction * TOTAL	1,306,155.00	38,146.19	696,918.13	98,228.87	511,008.00	39.12 %
1000 Salaries	.00	.00	.00	.00	.00	.00 %
2000 Employee Benefits	.00	.00	.00	.00	.00	.00 %
3000 Purchased Services	67,336.00	4,830.00	60,382.37	.00	6,953.63	10.32 %
5000 Supplies & Materials	33,950.00	.00	43,211.40	.00	9,261.40-	27.27-%
225 Technology Assisted Inst * TOTAL	101,286.00	4,830.00	103,593.77	.00	2,307.77-	2.27-%
1000 Salaries	51,211.00	1,249.27	28,897.16	5,625.70	16,688.14	32.58 %
2000 Employee Benefits	69,176.00	1,272.94	55,376.39	5,446.68	8,352.93	12.07 %
3000 Purchased Services	49,832.00	2,474.01	40,965.32	.00	8,866.68	17.79 %
5000 Supplies & Materials	.00	.00	.00	.00	.00	.00 %
7000 Other Expenses	255.00	.00	.00	.00	255.00	100.00 %

12 Federal Grants Fund

FUNC1/FUNC2/FUNC/OBJ1 DESC		05-13-19 BUDGET	ACTUAL MO TO DATE	ACTUAL YR TO DATE	ENCUMBRANCES AS OF 6/17/19	REMAINING BALANCE	% UNEXPEND
280 Central-Support Services	* TOTAL	72,252.00	3,461.96	63,337.34	665.73	8,248.93	11.41
3000 Purchased Services		.00	.00	.00	.00	.00	.00 %
293 Athletic Activities	* TOTAL	.00	.00	.00	.00	.00	.00 %
2000 Employee Benefits		.00	.00	.00	.00	.00	.00 %
299 Other Support Services	* TOTAL	.00	.00	.00	.00	.00	.00 %
290 Other-Support Services	* TOTAL	.00	.00	.00	.00	.00	.00
200 Support Services	* TOTAL	1,786,842.00	51,434.37	1,031,484.93	109,966.98	645,390.09	36.11
3000 Purchased Services		3,810.00	.00	.00	.00	3,810.00	100.00 %
321 Community Recreation	* TOTAL	3,810.00	.00	.00	.00	3,810.00	100.00 %
320 Community Recreation	* TOTAL	3,810.00	.00	.00	.00	3,810.00	100.00
1000 Salaries		12,778.00	136.95	6,170.16	.00	6,607.84	51.71 %
2000 Employee Benefits		5,937.00	62.40	3,722.19	.00	2,214.81	37.30 %
3000 Purchased Services		5,765.00	.00	1,123.33	2,441.00	2,200.67	38.17 %
5000 Supplies & Materials		34,368.00	712.71	15,973.71	1,476.62	16,917.67	49.22 %
331 Community Activities	* TOTAL	58,848.00	912.06	26,989.39	3,917.62	27,940.99	47.47 %
330	* TOTAL	58,848.00	912.06	26,989.39	3,917.62	27,940.99	47.47
5000 Supplies & Materials		.00	.00	.00	.00	.00	.00 %
361 Welfare Activities	* TOTAL	.00	.00	.00	.00	.00	.00 %
360 Central-Support Services	* TOTAL	.00	.00	.00	.00	.00	.00
1000 Salaries		44,584.00	185.77	3,511.02	9,288.46	31,784.52	71.29 %
2000 Employee Benefits		36,154.00	164.79	10,845.85	4,276.40	21,031.75	58.17 %
3000 Purchased Services		18,990.00	.00	4,965.04	300.00	13,724.96	72.27 %
5000 Supplies & Materials		7,525.00	.00	4,062.78	698.12	2,764.10	36.73 %
371 Non-Public Schl Pupils	* TOTAL	107,253.00	350.56	23,384.69	14,562.98	69,305.33	64.61 %
370	* TOTAL	107,253.00	350.56	23,384.69	14,562.98	69,305.33	64.61
300 Community Services	* TOTAL	169,911.00	1,262.62	50,374.08	18,480.60	101,056.32	59.47
9000 Employee Benefits		147,135.00	.00	79,792.11	.00	67,342.89	45.76 %
611 Transfer to G.F.	* TOTAL	147,135.00	.00	79,792.11	.00	67,342.89	45.76 %
610 Added Needs	* TOTAL	147,135.00	.00	79,792.11	.00	67,342.89	45.76

12 Federal Grants Fund

FUNC1/FUNC2/FUNC/OBJ1 DESC		05-13-19 BUDGET	ACTUAL MO TO DATE	ACTUAL YR TO DATE	ENCUMBRANCES AS OF 6/17/19	REMAINING BALANCE	% UNEXPEND
600 Fund Modifications	* TOTAL	147,135.00	.00	79,792.11	.00	67,342.89	45.76
12 Federal Grants Fund	* TOTAL	4,751,891.00	137,637.03	3,373,074.38	509,803.12	869,013.50	18.28 %

13 State and Local Grants

FUNC1/FUNC2/FUNC/OBJ1 DESC	05-13-19 BUDGET	ACTUAL MO TO DATE	ACTUAL YR TO DATE	ENCUMBRANCES AS OF 6/17/19	REMAINING BALANCE	% UNEXPEND
2000 Employee Benefits	.00	.00	.00	.00	.00	.00 %
213 Health Services * TOTAL	.00	.00	.00	.00	.00	.00 %
1000 Salaries	190,591.00	7,052.56	134,127.88	35,263.36	21,199.76	11.12 %
2000 Employee Benefits	141,364.00	3,464.00	91,230.36	16,235.25	33,898.39	23.97 %
216 Social Work Services * TOTAL	331,955.00	10,516.56	225,358.24	51,498.61	55,098.15	16.59 %
210 Pupil-Support Services * TOTAL	504,618.00	13,874.03	294,669.13	64,399.65	145,549.22	28.84
1000 Salaries	3,500.00	.00	.00	.00	3,500.00	100.00 %
2000 Employee Benefits	1,551.00	.00	.00	.00	1,551.00	100.00 %
3000 Purchased Services	14,504.00	.00	.00	.00	14,504.00	100.00 %
5000 Supplies & Materials	32,470.00	.00	.00	32,582.55	112.55-	.34-%
7000 Other Expenses	300.00	.00	423.00	.00	123.00-	41.00-%
221 Improv of Instruction * TOTAL	52,325.00	.00	423.00	32,582.55	19,319.45	36.92 %
1000 Salaries	25,000.00	1,031.25	21,184.95	5,156.22	1,341.17-	5.36-%
2000 Employee Benefits	17,500.00	502.64	5,478.18	2,373.93	9,647.89	55.13 %
3000 Purchased Services	3,600.00	.00	10,563.63	.00	6,963.63-	193.43-%
4000 Purchased Services	1,200.00	.00	.00	.00	1,200.00	100.00 %
5000 Supplies & Materials	.00	.00	.00	.00	.00	.00 %
226 Superv/Direc Inst Staff * TOTAL	47,300.00	1,533.89	37,226.76	7,530.15	2,543.09	5.37 %
3000 Purchased Services	778.00	.00	778.29	.00	.29-	.03-%
4000 Purchased Services	.00	.00	.00	.00	.00	.00 %
5000 Supplies & Materials	1,997.00	.00	.00	.00	1,997.00	100.00 %
6000 Capital Outlay	.00	.00	.00	.00	.00	.00 %
227 Academic Stu Assessment * TOTAL	2,775.00	.00	778.29	.00	1,996.71	71.95 %
220 Staff-Support Services * TOTAL	102,400.00	1,533.89	38,428.05	40,112.70	23,859.25	23.30
1000 Salaries	25,000.00	1,026.95	14,620.47	5,134.79	5,244.74	20.97 %
2000 Employee Benefits	13,000.00	501.64	7,772.28	2,364.06	2,863.66	22.02 %
5000 Supplies & Materials	200.00	.00	.00	.00	200.00	100.00 %
241 Office of Principal * TOTAL	38,200.00	1,528.59	22,392.75	7,498.85	8,308.40	21.74 %
240 School Admin-Support Serv * TOTAL	38,200.00	1,528.59	22,392.75	7,498.85	8,308.40	21.74
7000 Other Expenses	.00	.00	.00	.00	.00	.00 %
261 Operating Bldg Services * TOTAL	.00	.00	.00	.00	.00	.00 %
3000 Purchased Services	176,414.00	7,259.27	182,048.33	.00	5,634.33-	3.19-%
266 Security Services * TOTAL	176,414.00	7,259.27	182,048.33	.00	5,634.33-	3.19-%

13 State and Local Grants

FUNC1/FUNC2/FUNC/OBJ1 DESC		05-13-19 BUDGET	ACTUAL MO TO DATE	ACTUAL YR TO DATE	ENCUMBRANCES AS OF 6/17/19	REMAINING BALANCE	% UNEXPEND
260 Operations & Maintenance	* TOTAL	176,414.00	7,259.27	182,048.33	.00	5,634.33-	3.19-
3000 Purchased Services		49,995.00	.00	26,889.69	.00	23,105.31	46.21 %
271 Pupil Trans Services	* TOTAL	49,995.00	.00	26,889.69	.00	23,105.31	46.21 %
270 Pupil Transportation	* TOTAL	49,995.00	.00	26,889.69	.00	23,105.31	46.21
3000 Purchased Services		201.00	.00	.00	.00	201.00	100.00 %
283 Staff Services	* TOTAL	201.00	.00	.00	.00	201.00	100.00 %
280 Central-Support Services	* TOTAL	201.00	.00	.00	.00	201.00	100.00
200 Support Services	* TOTAL	871,828.00	24,195.78	564,427.95	112,011.20	195,388.85	22.41
3000 Purchased Services		.00	.00	.00	.00	.00	.00 %
5000 Supplies & Materials		.00	.00	.00	.00	.00	.00 %
311 Community Serv Direction	* TOTAL	.00	.00	.00	.00	.00	.00 %
310 Community Services Direct	* TOTAL	.00	.00	.00	.00	.00	.00
300 Community Services	* TOTAL	.00	.00	.00	.00	.00	.00 ⁵¹
		.00	.00	27.00	.00	27.00-	.00 %
625 TRANSFER TO FOOD SERVICE	* TOTAL	.00	.00	27.00	.00	27.00-	.00 %
620 Business-Support Services	* TOTAL	.00	.00	27.00	.00	27.00-	.00
600 Fund Modifications	* TOTAL	.00	.00	27.00	.00	27.00-	.00
13 State and Local Grants	* TOTAL	2,840,927.00	19,707.23	1,872,975.22	342,722.22	625,229.56	22.00 %

25 Cafeteria

FUNC1/FUNC2/FUNC/OBJ1 DESC	05-13-19 BUDGET	ACTUAL MO TO DATE	ACTUAL YR TO DATE	ENCUMBRANCES AS OF 6/17/19	REMAINING BALANCE	% UNEXPEND
3000 Purchased Services	.00	225.35	13,309.57	.00	13,309.57-	.00 %
219 Other Pupil Support Serv * TOTAL	.00	225.35	13,309.57	.00	13,309.57-	.00 %
210 Pupil-Support Services * TOTAL	.00	225.35	13,309.57	.00	13,309.57-	.00 %
4000 Purchased Services	.00	.00	.00	.00	.00	.00 %
7000 Other Expenses	.00	.00	52.68	.00	52.68-	.00 %
252 Fiscal Services * TOTAL	.00	.00	52.68	.00	52.68-	.00 %
3000 Purchased Services	.00	.00	.00	.00	.00	.00 %
4000 Purchased Services	.00	.00	203.18	.00	203.18-	.00 %
257 Internal Services * TOTAL	.00	.00	203.18	.00	203.18-	.00 %
7000 Other Expenses	.00	.00	.00	.00	.00	.00 %
259 Other Business Services * TOTAL	.00	.00	.00	.00	.00	.00 %
250 Business-Support Services * TOTAL	.00	.00	255.86	.00	255.86-	.00 %
3000 Purchased Services	.00	.00	.00	.00	.00	.00 %
261 Operating Bldg Services * TOTAL	.00	.00	.00	.00	.00	.00 %
260 Operations & Maintenance * TOTAL	.00	.00	.00	.00	.00	.00 %
2000 Employee Benefits	.00	.00	.00	.00	.00	.00 %
271 Pupil Trans Services * TOTAL	.00	.00	.00	.00	.00	.00 %
270 Pupil Transportation * TOTAL	.00	.00	.00	.00	.00	.00 %
3000 Purchased Services	.00	.00	526.93	.00	526.93-	.00 %
8000 Outgoing Transfers	.00	.00	89,154.50	.00	89,154.50-	.00 %
283 Staff Services * TOTAL	.00	.00	89,681.43	.00	89,681.43-	.00 %
3000 Purchased Services	.00	.00	.00	.00	.00	.00 %
289 Other Central Services * TOTAL	.00	.00	.00	.00	.00	.00 %
280 Central-Support Services * TOTAL	.00	.00	89,681.43	.00	89,681.43-	.00 %
1000 Salaries	.00	21,406.59	428,864.04	1,655.41	430,519.45-	.00 %
2000 Employee Benefits	.00	10,142.91	250,366.26	762.15	251,128.41-	.00 %
3000 Purchased Services	.00	3,320.64	59,981.50	.00	59,981.50-	.00 %
4000 Purchased Services	.00	849.33	20,835.68	.00	20,835.68-	.00 %
5000 Supplies & Materials	.00	43,815.24	747,621.29	250,301.46	997,922.75-	.00 %
6000 Capital Outlay	.00	.00	40,704.98	.00	40,704.98-	.00 %

25 Cafeteria

FUNC1/FUNC2/FUNC/OBJ1 DESC	05-13-19 BUDGET	ACTUAL MO TO DATE	ACTUAL YR TO DATE	ENCUMBRANCES AS OF 6/17/19	REMAINING BALANCE	% UNEXPEND
7000 Other Expenses	.00	.00	12,477.00	.00	12,477.00-	.00 %
297 Food Services * TOTAL	.00	79,534.71	1,560,850.75	252,719.02	1,813,569.77-	.00 %
290 Other-Support Services * TOTAL	.00	79,534.71	1,560,850.75	252,719.02	1,813,569.77-	.00
200 Support Services * TOTAL	.00	79,760.06	1,664,097.61	252,719.02	1,916,816.63-	.00
6000 Capital Outlay	.00	.00	20,925.76	.00	20,925.76-	.00 %
456 Bldg Improvments Services * TOTAL	.00	.00	20,925.76	.00	20,925.76-	.00 %
450 Facilities Acquisition * TOTAL	.00	.00	20,925.76	.00	20,925.76-	.00
8000 Outgoing Transfers	.00	.00	.00	.00	.00	.00 %
492 Prior Period Adj/Non-Mat * TOTAL	.00	.00	.00	.00	.00	.00 %
490 Prior Period Adjustment * TOTAL	.00	.00	.00	.00	.00	.00
400 Payments to Other Govt * TOTAL	.00	.00	20,925.76	.00	20,925.76-	.00
9000 Employee Benefits	.00	.00	.00	.00	.00	.00 %
611 Transfer to G.F. * TOTAL	.00	.00	.00	.00	.00	.00 %
610 Added Needs * TOTAL	.00	.00	.00	.00	.00	.00
8000 Outgoing Transfers	.00	.00	.00	.00	.00	.00 %
641 TRANSFER TO CAP PROJ * TOTAL	.00	.00	.00	.00	.00	.00 %
640 * TOTAL	.00	.00	.00	.00	.00	.00
600 Fund Modifications * TOTAL	.00	.00	.00	.00	.00	.00
25 Cafeteria * TOTAL	.00	79,760.06	1,685,023.37	252,719.02	1,937,742.39-	.00 %

31 DEBT RETIREMENT

FUNC1/FUNC2/FUNC/OBJ1 DESC	05-13-19 BUDGET	ACTUAL MO TO DATE	ACTUAL YR TO DATE	ENCUMBRANCES AS OF 6/17/19	REMAINING BALANCE	% UNEXPEND
7000 Other Expenses	.00	.00	913.82	.00	913.82-	.00 %
259 Other Business Services * TOTAL	.00	.00	913.82	.00	913.82-	.00 %
250 Business-Support Services * TOTAL	.00	.00	913.82	.00	913.82-	.00
200 Support Services * TOTAL	.00	.00	913.82	.00	913.82-	.00
7000 Other Expenses	.00	.00	2,884,711.54	.00	2,884,711.54-	.00 %
511 Debt Service - Long Term * TOTAL	.00	.00	2,884,711.54	.00	2,884,711.54-	.00 %
7000 Other Expenses	.00	27,000.00	251,650.00	.00	251,650.00-	.00 %
512 Payments Escrow Agent * TOTAL	.00	27,000.00	251,650.00	.00	251,650.00-	.00 %
510 Debt Service - Long Term * TOTAL	.00	27,000.00	3,136,361.54	.00	3,136,361.54-	.00
500 Other Financing Uses * TOTAL	.00	27,000.00	3,136,361.54	.00	3,136,361.54-	.00
31 DEBT RETIREMENT * TOTAL	.00	27,000.00	3,137,275.36	.00	3,137,275.36-	.00 %


41 CAPITAL PROJECTS FUND

FUNC1/FUNC2/FUNC/OBJ1 DESC	05-13-19 BUDGET	ACTUAL MO TO DATE	ACTUAL YR TO DATE	ENCUMBRANCES AS OF 6/17/19	REMAINING BALANCE	% UNEXPEND
4000 Purchased Services	.00	.00	.00	.00	.00	.00 %
6000 Capital Outlay	.00	.00	.00	.00	.00	.00 %
261 Operating Bldg Services * TOTAL	.00	.00	.00	.00	.00	.00 %
260 Operations & Maintenance * TOTAL	.00	.00	.00	.00	.00	.00 %
4000 Purchased Services	.00	.00	.00	.00	.00	.00 %
6000 Capital Outlay	.00	.00	.00	.00	.00	.00 %
271 Pupil Trans Services * TOTAL	.00	.00	.00	.00	.00	.00 %
270 Pupil Transportation * TOTAL	.00	.00	.00	.00	.00	.00 %
6000 Capital Outlay	.00	.00	.00	.00	.00	.00 %
291 Pupil Activities * TOTAL	.00	.00	.00	.00	.00	.00 %
290 Other-Support Services * TOTAL	.00	.00	.00	.00	.00	.00 %
200 Support Services * TOTAL	.00	.00	.00	.00	.00	.00 %
6000 Capital Outlay	.00	.00	.00	.00	.00	.00 %
451 Site Acquisition Services * TOTAL	.00	.00	.00	.00	.00	.00 %
6000 Capital Outlay	.00	.00	.00	.00	.00	.00 %
452 Site Improvement Services * TOTAL	.00	.00	.00	.00	.00	.00 %
6000 Capital Outlay	.00	.00	.00	.00	.00	.00 %
455 Building Acq & Construct * TOTAL	.00	.00	.00	.00	.00	.00 %
6000 Capital Outlay	.00	.00	.00	.00	.00	.00 %
456 Bldg Improvements Services * TOTAL	.00	.00	.00	.00	.00	.00 %
450 Facilities Acquisition * TOTAL	.00	.00	.00	.00	.00	.00 %
400 Payments to Other Govt * TOTAL	.00	.00	.00	.00	.00	.00 %
8000 Outgoing Transfers	.00	.00	.00	.00	.00	.00 %
611 Transfer to G.F. * TOTAL	.00	.00	.00	.00	.00	.00 %
610 Added Needs * TOTAL	.00	.00	.00	.00	.00	.00 %
8000 Outgoing Transfers	.00	.00	.00	.00	.00	.00 %
631 TRANSFER TO DEBT * TOTAL	.00	.00	.00	.00	.00	.00 %

41 CAPITAL PROJECTS FUND

		05-13-19 BUDGET	ACTUAL MO TO DATE	ACTUAL YR TO DATE	ENCUMBRANCES AS OF 6/17/19	REMAINING BALANCE	% UNEXPEND
630	* TOTAL	.00	.00	.00	.00	.00	.00
600 Fund Modifications	* TOTAL	.00	.00	.00	.00	.00	.00
41 CAPITAL PROJECTS FUND	* TOTAL	.00	.00	.00	.00	.00	.00 %

	05-13-19 BUDGET	ACTUAL MO TO DATE	ACTUAL YR TO DATE	ENCUMBRANCES AS OF 6/17/19	REMAINING BALANCE	% UNEXPEND
** GRAND TOTALS	32,885,340.00	1,187,355.43	31,064,514.86	3,806,567.53	1,985,742.39-	6.03-%
*BUDGET # 01 Working		05-13-19				



EASTPOINTE COMMUNITY SCHOOLS

To: Dr. Ryan McLeod, Superintendent

From: Robert Carlesso, Executive Director – Business and Operations

Re: Fiscal Year 2019 Final Amended Budget

Date: June 15, 2019

Enclosed for your review is the Fiscal 2019 final amended budget for the General Fund, School Service Fund, Debt Service Fund, and Capital Projects Fund.


General Fund

This budget reflects the same bottom line operating result as the budget amendment #1 approved by the board in May 2019. However there are a few changes to expenses which are offsetting.

- Reflects a one-time bonus for teacher and para professionals of \$500 and \$200 respectively. The total cost of this bonus is approximately \$110,000. This bonus is the result of a memorandum of understanding that was negotiated with the Eastpointe Federation of Educators in accordance with a wage-reopener provision of their contract. This memorandum of understanding will be brought to the board for approval at the June 24, 2019 meeting
- Health care expenses are trending below the illustrated rate provided by Blue Cross. Therefore, the health care expense budget was reduced for the same amount as the one-time teacher and para professional bonus.

The budget shows an operating deficit for the year of \$0.3 million before roll-up. After adding back roll-up of 0.5% of fund 11 expenses, the operating deficit is estimated to be \$0.2 million. Roll-up is the portion of the budget that is unspent as a result of a department or building not spending its entire expense budget. There is usually roll-up because the budget represents the maximum amount that should be spent and certain accounts contain a contingency for events that

EASTPOINTE COMMUNITY SCHOOLS



2018-2019 Budget Amendment #2 (Final Amendment)

**General Fund
Food Service Fund
Debt Service Fund
Capital Projects Fund**

Board of Education

Jon S. Gruenberg, President
Randy Wilson, Vice President
Julie DeVita, Secretary
Chineva Early, Treasurer

Robert Roscoe, Trustee
Keith Ward, Trustee
Edward Williams, Trustee

Administration

Dr. Ryan McLeod - Superintendent

**EASTPOINTE COMMUNITY SCHOOLS
GENERAL FUND BUDGET
2018-19**

	2017-18 Actual	2018-19 Original	2018-19 Amendment #1	2018-19 Final Amended	Row Description
REVENUES:					
Local	4,749,785	4,889,323	4,860,948	4,809,201	Eastpointe and Warren Property taxes, summer school tuition, rent, fees
State	22,994,481	22,020,318	22,445,045	22,534,950	State per pupil funding, At-Risk, GSRP, state grants
Federal	4,806,574	5,049,788	4,833,470	4,778,428	Federal grants - Title I, I, IV; IDEA, WIA, Perkins
MISD	2,500	0	448,452	448,452	Macomb County Special Education millage
Incoming transfer - Other Funds	117,492	95,000	95,000	95,000	Reimbursement from Food Svc Fund for facilities and admin. support
Proceeds from sale of assets/capital leases	625,000	420,000	0	0	Sale of district property (Roosevelt in 2018/former Admin Bldg in original)
	33,295,832	32,474,429	32,682,915	32,666,031	

EXPENDITURES:

INSTRUCTION:

Basic Instruction	12,301,397	11,573,212	12,424,016	12,329,820	Elementary, MS, HS, Summer School, pre-K programs
Added Needs	5,831,034	6,034,023	5,342,608	5,232,113	Special Ed, Compensatory Ed, Career & Technical Ed.
Adult Education	18,132,431	17,607,235	17,766,624	17,561,933	

SUPPORT SERVICES:

Pupil Services	2,138,154	2,099,661	2,208,728	2,411,397	Counselors, psychologists, speech, social workers, teacher consultants
Instructional Services	2,057,502	2,437,184	2,664,937	2,664,065	Svc to help improve instr - prof devel, supervision, assessments, instr tech
General Administration	529,878	537,737	467,529	465,964	Bd of Ed, Executive admin
School Administration	2,338,270	2,247,888	2,270,063	2,282,840	Office of principal, department chair persons
Business Services	536,343	543,496	581,290	595,738	Business office
Operations and Maintenance	3,260,446	3,492,068	3,590,206	3,599,142	Operating building services, security
Pupil Transportation	1,258,859	1,252,287	1,285,964	1,303,993	General and special ed bus service
Central Services	919,492	1,059,388	1,055,309	1,123,735	Technology, pupil accounting, marketing/public relations
Athletic Services	594,590	817,795	656,633	583,296	Athletic programs
Other	13,633,534	14,487,504	14,740,659	15,030,170	

COMMUNITY SERVICES

Parent involvement activities

	46,651	70,902	169,932	99,728
--	--------	--------	---------	--------

FACILITIES - Capital Outlay

	104,941	100,000	0	0
--	---------	---------	---	---

OUTGOING TRANSFERS AND OTHER:

Indirect cost transfer - federal to general					
Debt service	255,782	257,798	293,204	258,204	Lease payments, interest on borrowing from state
Outgoing transfer to other funds					
Outgoing transfer - Leases					
TOTAL EXPENDITURES	32,173,339	32,523,439	32,970,419	32,950,035	

REVENUES OVER (UNDER) EXPENDITURES

	1,122,493	(49,010)	(287,504)	(284,004)
--	-----------	----------	-----------	-----------

BEGINNING FUND BALANCE

	764,706	1,246,722	1,887,199	1,887,199
--	---------	-----------	-----------	-----------

ENDING FUND BALANCE

	1,887,199	1,197,712	1,599,695	1,603,195
--	-----------	-----------	-----------	-----------

Fund Balance as a % of Total Expenditure

	5.87%			4.87%
--	-------	--	--	-------

**EASTPOINTE COMMUNITY SCHOOLS
DEBT SERVICE FUND
2018-19**

	2017-18 Actual	2018-19 Original	2018-19 Final Amendment
Tax Collections	3,516,470	3,624,401	3,624,868
Delinquent tax collections			
Interest earnings	2,780	2,000	7,725
State payments in lieu of tax	67,480	60,000	65,609
Proceeds from School Loan Revolving Fund	0		
	<u>3,586,730</u>	<u>3,686,401</u>	<u>3,698,202</u>

REVENUES & OTHER SOURCES

EXPENDITURES:


Principal	3,038,252	1,770,000	2,803,442
Interest	822,480	1,176,114	869,685
Interest Credit Rebates		(565,203)	(566,415)
Abated or refunded taxes			914
Fees: Paying agent, bank, filing		1,523	29,650
Payments to the School Loan Revolving Fund		896,422	
	<u>3,860,732</u>	<u>3,278,856</u>	<u>3,137,276</u>

BUDGETED REVENUES OVER (UNDER) EXPENDITURES

	(274,002)	407,545	560,926
BEGINNING FUND BALANCE	687,562	355,757	
ENDING FUND BALANCE	<u>413,560</u>	<u>763,302</u>	<u>560,926</u>

**EASTPOINTE COMMUNITY SCHOOLS
CAPITAL PROJECTS FUND
2018-19**

	2017-18 Actual	2018-19 Original	2018-19 Final Amended
<u>REVENUES & OTHER SOURCES</u>			
Proccedes from Capital Lease - US Bank	0	0	2,471,336
	<u>0</u>	<u>0</u>	<u>2,471,336</u>
<u>EXPENDITURES:</u>			
Construction Activities	0	0	500,000
	<u>0</u>	<u>0</u>	<u>500,000</u>
BUDGETED REVENUES OVER (UNDER) EXPENDITURES			1,971,336
BEGINNING FUND BALANCE			0
ENDING FUND BALANCE	0	0	<u>1,971,336</u>



EASTPOINTE COMMUNITY SCHOOLS

To: Dr. Ryan McLeod, Superintendent

From: Robert Carlesso, Executive Director – Business and Operations

Re: Fiscal Year 2020 Original Budget

Date: June 16, 2019

Enclosed for your review is the Fiscal 2020 original budget for the General Fund, School Service Fund, Debt Service Fund, and Capital Projects Fund. A discussion of each fund and the assumptions used to develop the budget appears below.

GENERAL FUND

This budget reflects estimated enrollment and estimated state aid for the 2019-2020 school year. Actual enrollment used for state funding will not be determined until October 2019 and funding has not yet been approved by the legislature.

The budget is based on 2,537 students for 2020, a decrease of 128 students from the February 2019 student count and per pupil state aid (foundation allowance) of \$8,285, an increase of \$150 from 2019.

This budget shows break-even operating results where total revenue generated equals expenditures. Fund equity is expected to be \$1.6 million at June 30, 2020.

The following is a summary of highlights for the fiscal 2020 budget:

Equity

- Reflects break-even operating results where revenue equals expenditures.
- Total fund equity is projected to be \$1.6 million at June 30, 2020, which is the same as the anticipated fund equity at June 30, 2019. Fund equity at June 30, 2018 was \$1.9 million.

beginning in fiscal year 2020 for a period of ten years. A preliminary estimate is that there is approximately \$100,000 to \$200,000 of repairs per year that could be shifted to the sinking fund, thereby providing relief to the general fund.

SCHOOL SERVICE FUND

The School Service Fund is comprised of the Food Service Program and Student Activity Accounts.

The district hired a new full-time food service director in June 2019, replacing two part-time directors. It is expected that this full-time director will be able to raise the level of service provided to our students and improve the quality of the meals served. Over the past two years the food service program was required by the state of Michigan to spend down its surplus fund equity. It used those funds to improve ventilation systems in the school kitchens, replace the walk-in freezer at the high school, and purchase equipment. The fund equity is now within the required range and normal operating results are anticipated.

A new accounting standard (GASB 84) comes into effect on July 1, 2019 which requires that certain accounts formerly held and managed at the building level now be reflected in the district's financial statements. These accounts are primarily for student activities where money is raised for a specific purpose and must be spent for that purpose, where the district has oversight of those funds - for example fundraisers and donations. The School Service Fund budget reflects \$50,000 for these activities.

DEBT SERVICE FUND

This budget reflects the repayment of the district's voter approved bonds and the tax revenue necessary to cover those payments. The balance of the loan from the state of Michigan School Loan Revolving Fund was paid in full during 2019.

CAPITAL PROJECTS FUND

This budget reflects spending on building improvements as part of the performance contract entered into with Siemens Industry in 2019. The projects are schedule to be completed by the fall of 2019.

Please let me know if you have any questions.

EASTPOINTE COMMUNITY SCHOOLS



2019-2020 Original Budget

**General Fund
School Service Fund
Debt Service Fund
Capital Projects Fund**

Board of Education

Jon S. Gruenberg, President
Randy Wilson, Vice President
Julie DeVita, Secretary
Chineva Early, Treasurer

Robert Roscoe, Trustee
Keith Ward, Trustee
Edward Williams, Trustee

Administration

Dr. Ryan McLeod - Superintendent

**EASTPOINTE COMMUNITY SCHOOLS
GENERAL FUND BUDGET
2019-20**

	2017-18 Actual	2018-19 Final Amended	2019-20 Original	Row Description
REVENUES:				
Local	4,749,785	4,809,201	4,812,772	Eastpointe and Warren Property taxes, summer school tuition, rent, fees
State	22,994,481	22,534,950	21,830,359	State per pupil funding, At-Risk, GSRP, state grants
Federal	4,806,574	4,778,428	4,783,778	Federal grants - Title I, IV; IDEA, WIA, Perkins
MISD	2,500	448,452	414,881	Macomb County Special Education millage
Incoming transfer - Other Funds	117,492	95,000	95,000	Reimbursement from Food Svc Fund for facilities and admin. support
Proceeds from sale of assets/capital leases	625,000	0	365,000	Sale of district property (Roosevelt in 2018/former Admin Bldg in original)
	<u>33,295,832</u>	<u>32,666,031</u>	<u>32,301,790</u>	

EXPENDITURES:

INSTRUCTION:

Basic Instruction	12,301,397	12,329,820	11,985,257	Elementary, MS, HS, Summer School, pre-K programs
Added Needs	5,831,034	5,232,113	5,152,619	Special Ed, Compensatory Ed, Career & Technical Ed.
Adult Education	18,132,431	17,561,933	17,137,876	

SUPPORT SERVICES:

Pupil Services	2,138,154	2,411,397	2,414,264	Counselors, psychologists, speech, social workers, teacher consultants
Instructional Services	2,057,502	2,664,065	2,626,682	Svc to help improve instr - prof devel, supervision, assessments, instr tech
General Administration	529,878	465,964	466,773	Bd of Ed, Executive admin
School Administration	2,338,270	2,282,840	2,220,245	Office of principal, department chair persons
Business Services	536,343	595,738	614,025	Business office
Operations and Maintenance	3,260,446	3,599,142	3,465,262	Operating building services, security
Pupil Transportation	1,258,859	1,303,993	1,304,006	General and special ed bus service
Central Services	919,492	1,123,735	1,124,681	Technology, pupil accounting, marketing/public relations
Athletic Services	594,590	583,296	569,706	Athletic programs
Other	13,633,534	15,030,170	14,805,644	

COMMUNITY SERVICES

Parent involvement activities

FACILITIES - Capital Outlay

	46,651	99,728	99,728
	104,941	0	0

OUTGOING TRANSFERS AND OTHER:

Indirect cost transfer - federal to general				
Debt service	255,782	258,204	258,204	Lease payments, interest on borrowing from state
Outgoing transfer to other funds				
Outgoing transfer - Leases				
TOTAL EXPENDITURES	<u>32,173,339</u>	<u>32,950,035</u>	<u>32,301,452</u>	

REVENUES OVER (UNDER) EXPENDITURES

	1,122,493	(284,004)	338
--	-----------	-----------	-----

BEGINNING FUND BALANCE

	764,706	1,887,199	1,887,199
--	---------	-----------	-----------

ENDING FUND BALANCE

	1,887,199	1,603,195	1,887,537
--	-----------	-----------	-----------

Fund Balance as a % of Total Expenditure

	5.87%	0	5.84%
--	-------	---	-------

EASTPOINTE COMMUNITY SCHOOLS
SCHOOL SERVICE FUND
 Food Service Program
 Student Activities
 2019-20

	2017-18 Actual	2018-19 Final Amended	2019-20 Original
<u>REVENUES & OTHER SOURCES</u>			
Local - Food Service	71,305	36,482	41,482
Local - Student Activities			50,000
State	66,050	87,542	87,542
Federal	1,815,385	1,754,870	1,779,870
	<u>1,952,740</u>	<u>1,878,894</u>	<u>1,958,894</u>
<u>EXPENDITURES:</u>			
Food Service Operations	1,928,913	1,833,913.00	1,775,407.00
Operating Transfer to the General Fund	117,492	95,000	95,000
Student Activity Accounts			50,000
	<u>2,046,405</u>	<u>1,928,913</u>	<u>1,920,407</u>
BUDGETED REVENUES OVER (UNDER) EXPENDITURES			
	(93,665)	(50,019)	38,487
BEGINNING FUND BALANCE			
	861,807	125,754	75,735
ENDING FUND BALANCE			
	<u>125,754</u>	<u>75,735</u>	<u>114,222</u>

EASTPOINTE COMMUNITY SCHOOLS
DEBT SERVICE FUND
2019-20

	2017-18 Actual	2018-19 Final Amendment	2019-20 Original
<u>REVENUES & OTHER SOURCES</u>			
Tax Collections	3,516,470	3,624,868	3,628,410
Delinquent tax collections			
Interest earnings	2,780	7,725	7,725
State payments in lieu of tax	67,480	65,609	65,609
Proceeds from School Loan Revolving Fund			0
	<u>3,586,730</u>	<u>3,698,202</u>	<u>3,701,744</u>
<u>EXPENDITURES:</u>			
Principal	3,038,252	2,803,442	2,803,442
Interest	822,480	869,685	869,587
Interest Credit Rebates		(566,415)	(292,004)
Abated or refunded taxes		914	914
Fees: Paying agent, bank, filing		29,650	29,650
Payments to the School Loan Revolving Fund			
	<u>3,860,732</u>	<u>3,137,276</u>	<u>3,411,589</u>
BUDGETED REVENUES OVER (UNDER) EXPENDITURES	(274,002)	560,926	290,155
BEGINNING FUND BALANCE	687,562	413,560	974,486
ENDING FUND BALANCE	<u>413,560</u>	<u>974,486</u>	<u>1,264,641</u>

**EASTPOINTE COMMUNITY SCHOOLS
CAPITAL PROJECTS FUND
2019-20**

	2017-18 Actual	2018-19 Final Amended	2019-20 Original
<u>REVENUES & OTHER SOURCES</u>			
Proccedes from Capital Lease - US Bank	2,471,336	2,471,336	0
<u>EXPENDITURES:</u>			
Construction Activities	500,000	1,971,336	1,971,336
	500,000	1,971,336	1,971,336
BUDGETED REVENUES OVER (UNDER) EXPENDITURES	1,971,336	(1,971,336)	
BEGINNING FUND BALANCE	0	1,971,336	
ENDING FUND BALANCE	1,971,336	0	

2019 Tax Rate Request (This form must be completed and submitted on or before September 30, 2019)

MILLAGE REQUEST REPORT TO COUNTY BOARD OF COMMISSIONERS

Carefully read the instructions on page 2.

This form is issued under authority of MCL Sections 211.24e, 211.34 and 211.34d. Filing is mandatory; Penalty applies.

County(ies) Where the Local Government Unit Levies Taxes Macomb	2019 Taxable Value of ALL Properties in the Unit as of 5-28-19 539,580,626
Local Government Unit Requesting Millage Levy Eastpointe Community Schools	For LOCAL School Districts: 2019 Taxable Value excluding Principal Residence, Qualified Agricultural, Qualified Forest, Industrial Personal and Commercial Personal Properties. 275,039,762

This form must be completed for each unit of government for which a property tax is levied. Penalty for non-filing is provided under MCL Sec 211.119. The following tax rates have been authorized for levy on the 2019 tax roll.

(1) Source	(2) Purpose of Millage	(3) Date of Election	(4) Original Millage Authorized by Election Charter, etc.	(5)** 2018 Millage Rate Permanently Reduced by MCL 211.34d "Headlee"	(6) 2019 Current Year "Headlee" Millage Reduction Fraction	(7) 2019 Millage Rate Permanently Reduced by MCL 211.34d "Headlee"	(8) Sec. 211.34 Truth in Assessing or Equalization Millage Rollback Fraction	(9) Maximum Allowable Millage Levy *	(10) Millage Requested to be Levied July 1	(11) Millage Requested to be Levied Dec. 1	(12) Expiration Date of Millage Authorized
Voted	Oper-NH	8/7/18	17.7648	17.7648	0.9900	17.5871	1.0000	17.5871	17.5871		6/30/28
Voted	Debt	Various	7.0000	NA	NA	NA	1.0000	7.0000	7.0000		NA

71

Prepared by Robert Carlesso	Telephone Number 586 533-3016	Title of Preparer Exec. Dir. Bus. and Operations	Date 06/24/2019
---------------------------------------	---	--	---------------------------

CERTIFICATION: As the representatives for the local government unit named above, we certify that these requested tax levy rates have been reduced, if necessary to comply with the state constitution (Article 9, Section 31), and that the requested levy rates have also been reduced, if necessary, to comply with MCL Sections 211.24e, 211.34 and, for LOCAL school districts which levy a Supplemental (Hold Harmless) Millage, 380.1211(3).

<input type="checkbox"/> Clerk	Signature	Print Name	Date
<input checked="" type="checkbox"/> Secretary		Julie DeVita	06/24/2019
<input type="checkbox"/> Chairperson	Signature	Print Name	Date
<input checked="" type="checkbox"/> President		Jon S. Gruenberg	06/24/2019

* Under Truth in Taxation, MCL Section 211.24e, the governing body may decide to levy a rate which will not exceed the maximum authorized rate allowed in column 9. The requirements of MCL 211.24e must be met prior to levying an operating levy which is larger than the base tax rate but not larger than the rate in column 9.

** **IMPORTANT:** See instructions on page 2 regarding where to find the millage rate used in column (5).

Local School District Use Only. Complete if requesting millage to be levied. See STC Bulletin 3 of 2019 for instructions on completing this section.	
Total School District Operating Rates to be Levied (HH/Supp and NH Oper ONLY)	Rate
For Principal Residence, Qualified Ag, Qualified Forest and Industrial Personal	0.0000
For Commercial Personal	5.5871
For all Other	17.5871

Instructions For Completing Form 614 (L-4029) 2019 Tax Rate Request, Millage Request Report To County Board Of Commissioners

These instructions are provided under MCL Sections 211.24e (truth in taxation), 211.34 (truth in county equalization and truth in assessing), 211.34d (Headlee), and 211.36 and 211.37 (apportionment).

Column 1: Source. Enter the source of each millage. For example, allocated millage, separate millage limitations voted, charter, approved extra-voted millage, public act number, etc. Do not include taxes levied on the Industrial Facilities Tax Roll.

Column 2: Purpose of millage. Examples are: operating, debt service, special assessments, school enhancement millage, sinking fund millage, etc. A local school district must separately list operating millages by whether they are levied against ALL PROPERTIES in the school district or against the NON-HOME group of properties. (See State Tax Commission Bulletin 3 of 2019 for more explanation.) A local school district may use the following abbreviations when completing Column 2: "Operating ALL" and "Operating NON-HOME". "Operating ALL" is short for "Operating millage to be levied on ALL PROPERTIES in the local school district" such as Supplemental (Hold Harmless) Millages and Building and Site Sinking Fund Millages. "Operating NON-HOME" is short for "Operating millage to be levied on ALL PROPERTIES EXCLUDING PRINCIPAL RESIDENCE, QUALIFIED AGRICULTURAL, QUALIFIED FOREST AND INDUSTRIAL PERSONAL PROPERTIES in the local school district" such as the 18 mills in a district which does not levy a Supplemental (Hold Harmless) Millage.

Column 3: Date of Election. Enter the month and year of the election for each millage authorized by direct voter approval.

Column 4: Millage Authorized. List the allocated rate, charter aggregate rate, extra-voted authorized before 1979, each separate rate authorized by voters after 1978, debt service rate, etc. (This rate is the rate before any reductions.)

Column 5: 2018 Millage Rate Permanently Reduced by MCL 211.34d ("Headlee") Rollback. Starting with taxes levied in 1994, the "Headlee" rollback permanently reduces the maximum rate or rates authorized by law or charter. The 2018 permanently reduced rate can be found in column 7 of the 2018 Form L-4029. For operating millage approved by the voters after April 30, 2018, enter the millage approved by the voters. For debt service or special assessments not subject to a millage reduction fraction, enter "NA" signifying "not applicable."

Column 6: Current Year Millage Reduction Fraction. List the millage reduction fraction certified by the county treasurer for the current year as calculated on Form 2166 (L-4034), 2019 *Millage Reduction Fraction Calculations Worksheet*. The millage reduction fraction shall be rounded to four (4) decimal places. The current year millage reduction fraction shall not exceed 1.0000 for 2019 and future years. This prevents any increase or "roll up" of millage rates. Use

1.0000 for new millage approved by the voters after April 30, 2019. For debt service or special assessments not subject to a millage reduction fraction, enter 1.0000.

Column 7: 2019 Millage Rate Permanently Reduced by MCL 211.34d ("Headlee") Rollback. The number in column 7 is found by multiplying column 5 by column 6 on this 2019 Form L-4029. This rate must be rounded DOWN to 4 decimal places. (See STC Bulletin No. 11 of 1999, Supplemented by Letter of 6/7/2000.) For debt service or special assessments not subject to a millage reduction fraction, enter "NA" signifying "not applicable."

Column 8: Section 211.34 Millage Rollback Fraction (Truth in Assessing or Truth in Equalization). List the millage rollback fraction for 2019 for each millage which is an operating rate. Round this millage rollback fraction to 4 decimal places. Use 1.0000 for school districts, for special assessments and for bonded debt retirement levies. For counties, villages and authorities, enter the Truth in Equalization Rollback Fraction calculated on STC Form L-4034 as TOTAL TAXABLE VALUE BASED ON CEV FOR ALL CLASSES/TOTAL TAXABLE VALUE BASED ON SEV FOR ALL CLASSES. Use 1.0000 for an authority located in more than one county. For further information, see State Tax Commission Bulletin 3 of 2019. For townships and cities, enter the Truth in Assessing Rollback Fraction calculated on STC Form L-4034 as TOTAL TAXABLE VALUE BASED ON ASSESSED VALUE FOR ALL CLASSES/TOTAL TAXABLE VALUE BASED ON SEV FOR ALL CLASSES. The Section 211.34 Millage Rollback Fraction shall not exceed 1.0000.

Column 9: Maximum Allowable Millage Levy. Multiply column 7 (2019 Millage Rate Permanently Reduced by MCL 211.34d) by column 8 (Section 211.34 millage rollback fraction). Round the rate DOWN to 4 decimal places. (See STC Bulletin No. 11 of 1999, Supplemented by Letter of 6/7/2000.) For debt service or special assessments not subject to a millage reduction fraction, enter millage from Column 4.

Column 10/Column 11: Millage Requested to be Levied. Enter the tax rate approved by the unit of local government provided that the rate does not exceed the maximum allowable millage levy (column 9). A millage rate that exceeds the base tax rate (Truth in Taxation) cannot be requested unless the requirements of MCL 211.24e have been met. For further information, see State Tax Commission Bulletin 3 of 2019. A LOCAL School District which levies a Supplemental (Hold Harmless) Millage shall not levy a Supplemental Millage in excess of that allowed by MCL 380.1211(3). Please see the memo to assessors dated October 26, 2004 regarding the change in the collection date of certain county taxes.

Column 12: Expiration Date of Millage. Enter the month and year on which the millage will expire.

FORM NOTICE TO TOWNSHIP AND CITY CLERKS

NOTICE TO: Pau Wojno
NAME OF CLERK
City of Warren
NAME OF TOWNSHIP OR CITY

NOTICE FROM:
SCHOOL NAME: Eastpoine Community Schools
SCHOOL DIST. #: 50020

You are hereby notified that by action of the governing body of this district, the tax levy for school puposes for the year 2019 is to be set out below, and that your city or township is directed to spread the millages which will produce the amounts listed below.

TAXABLE VALUE:

	<u>NON HOMESTEAD</u>	<u>HOMESTEAD</u>	<u>TOTAL</u>
WHOLE DISTRICT	\$ 275,039,762.00	\$ 264,540,864.00	\$ 539,580,626.00
TOWNSHIP OR CITY	\$ 65,638,245.00	\$ 45,945,062.00	\$ 111,583,307.00

	<u>TAXABLE VALUE</u>	<u>MILLS</u>	<u>DOLLARS</u>
STATE EDUCATION TAX	\$ 108,969,755	6.0000	\$ 653,819

<u>OPERATING MILLS:</u>	<u>DATE VOTED</u>		<u>To Be Levied</u>	
NON HOMESTEAD	<u>8/7/2018</u>	\$ 65,638,245	17.5871	\$ 1,154,386
COMMERCIAL PERSONAL	<u>8/7/2018</u>	\$ 2,880,812	5.5871	\$ 16,095

SUPPLEMENTAL MILLS:

_____	_____	_____	_____	\$ -
_____	_____	_____	_____	\$ -

ENHANCEMENT MILLS:

<u>SINKING FUND</u> -----	_____	_____	_____	\$ -
<u>OTHER</u>	_____	_____	_____	\$ -

DEBT SERVICE MILLS:

Multiple	\$ 111,583,307	7.0000	\$ 781,083
_____	_____	_____	\$ -
_____	_____	_____	\$ -

DATE: June 17, 2019

PREPARED BY: Robert Carlesso, 586 533-3016

ONE COMPLETED COPY OF THIS ORDER MUST BE PRESENTED TO THE CLERK OF EACH CITY AND TOWNSHIP IN WHICH YOUR DISTRICT HAS TERRITORY AS WELL AS ONE COPY OF EACH TO:

Stephen L. Smigiel CPA
 Macomb County Finance Department
 120 N. Main 2nd floor
 Mount Clemens, Michigan 48043

Please return by: **August 15th 2019**

Form #: **MC223**

FORM NOTICE TO TOWNSHIP AND CITY CLERKS

NOTICE TO: Joe Merucci
NAME OF CLERK

Eastpointe
NAME OF TOWNSHIP OR CITY

NOTICE FROM:
 SCHOOL NAME: Eastpoine Community Schools

SCHOOL DIST. #: 50020

You are hereby notified that by action of the governing body of this district, the tax levy for school puposes for the year 2019 is to be set out below, and that your city or township is directed to spread the millages which will produce the amounts listed below.

<u>TAXABLE VALUE:</u>	<u>NON HOMESTEAD</u>	<u>HOMESTEAD</u>	<u>TOTAL</u>
WHOLE DISTRICT	\$ 275,039,762.00	\$ 264,540,864.00	\$ 539,580,626.00
TOWNSHIP OR CITY	\$ 209,401,517.00	\$ 218,595,802.00	\$ 427,997,319.00

	<u>TAXABLE VALUE</u>	<u>MILLS</u>	<u>DOLLARS</u>
STATE EDUCATION TAX	\$ 427,554,519	6.0000	\$ 2,565,327

<u>OPERATING MILLS:</u>	<u>DATE VOTED</u>	<u>To Be Levied</u>	
NON HOMESTEAD	<u>8/7/2018</u>	\$ 209,401,517	17.5871 \$ 3,682,765
COMMERCIAL PERSONAL	<u>8/7/2018</u>	\$ 8,493,600	5.5871 \$ 47,455

SUPPLEMENTAL MILLS:

_____	_____	_____	\$ -
_____	_____	_____	\$ -

ENHANCEMENT MILLS:

<u>SINKING FUND</u>	_____	_____	\$ -
<u>OTHER</u>	_____	_____	\$ -

DEBT SERVICE MILLS:

Multiple	\$ 427,997,319	7.0000	\$ 2,995,981
_____	_____	_____	\$ -
_____	_____	_____	\$ -

DATE: June 17, 2019

PREPARED BY: Robert Carlesso, 586 533-3016

ONE COMPLETED COPY OF THIS ORDER MUST BE PRESENTED TO THE CLERK OF EACH CITY AND TOWNSHIP IN WHICH YOUR DISTRICT HAS TERRITORY AS WELL AS ONE COPY OF EACH TO:

Stephen L. Smigiel CPA
 Macomb County Finance Department
 120 N. Main 2nd floor
 Mount Clemens, Michigan 48043

Please return by: **August 15th 2019**

Form #: **MC223**