



Agenda of Regular Meeting

The Board of Trustees Galveston Independent School District

The subjects discussed or considered or upon which any formal action may be taken are listed. Items do not have to be taken in the order shown.

- 1) Call to order Open Session in the Board Room of the Lovenberg Administration Building, 3904 Avenue T, Galveston, Texas.
- 2) Pledge of Allegiance to the United States flag and the Texas flag.
- 3) Citizen's Request to Address the Board on Agenda and Non-Agenda Items. Please complete sign-up sheets available in the lobby prior to the start of the meeting.
- 4) Declaration of Conflicts of Interest.
- 5) District Reports
 - A) Superintendent's Report
 - 1) Citizenship Awards
 - 2) Bonsai Retirement
 - 3) ESL/EB presentation
 - 4) Outdoor Education Presentation
 - B) Board Committee Reports
 - 1) Facilities/Finance Committee Chair- Mr. Johnny Smecca
- 6) Financial Reports and Budget Update 4
- 7) REGULAR AGENDA- Action Items
 - A) Discuss and Consider Approval of GMP New Ball High School South Building Addition Package #7D 47
- 8) The Board may recess into Closed Executive Session in the Library as permitted by the Texas Open Meeting Act Government Code Sections 551.071- 551.090 Subchapter D and E.

Should any final action, final decision, or final vote be required in the opinion of the School Board with regard to any matter considered in such closed meeting then the final action, final decision, or final vote shall be either:

A) in the open meeting covered by the Notice upon the reconvening of the public meeting;
or

B) at a subsequent public meeting of the School Board upon notice thereof; as the School Board shall determine.

A) Consultation with Attorney (Tex. Govt. Code Section 551.071) - Consultation with attorney regarding pending or contemplated litigation, SB 10 consultation, settlement offers, or matters in which the duty of the attorney to the school district under the Texas

Disciplinary Rules of Professional Conduct of the State Bar of Texas clearly conflicts with the state’s open meetings laws.

B) Personnel Matters (Tex. Govt. Code Section 551.074) – Discuss the appointment, employment, evaluation, reassignment, duties, discipline, dismissal or resignation of an employee or employees, including the Superintendent.

C) Real Property (Tex. Govt Code Section 551.072) – Discuss the purchase, exchange, lease or value of real estate in which the discussion in an open meeting would have a detrimental effect on the ability of the school district to negotiate with a third party.

D) Prospective Gifts or Donations (Tex. Govt Code Section 551.073) – Discuss prospective gifts or donations to the Galveston Independent School District and/or individual campuses, programs or facilities.

E) Network Security, Security Devices and Security Audits (Tex. Govt Code Sections 551.076 and 551.089) – Discuss Network security information; District Vulnerability Assessment Full Report; a security audit; the deployment, or specific occasions for implementation, of security personnel, critical infrastructure, or security devices; or security assessment or deployments related to information resources technology.

9) Reestablish the open meeting of the Galveston ISD Board of Trustees.

10) CONSENT AGENDA - Action Items

A) Consider approval of the minutes from the April 22, 2026, Regular School Board Meeting and the May 13, 2026, Special School Board.	48
B) Consider approval of personnel resignations and recommendations with contracts.	55
C) Discuss and consider approval of payment of attorney fees.	56
D) Consider approval of Budget Amendments	57
E) Discuss and consider accepting donations in accordance with Board Policy CDC Local.	59
F) Discuss and consider approval of Officer Brittany Hines to purchase her partner k-9 Officer “Bonsai” from Galveston Independent School District	61
G) Discuss and Consider Approval of the proposed contractor for Bid Packages #18 Auditorium Smoke Hatches (furnish/install) for use on the Ball High School South Renovation Project.	65
H) Discuss and consider approval to Purchase the Audio Enhancement Solutions.	69
I) Discuss and consider approval to Purchase Newline 86-inch Interactive Display Panel Bundle through HOWARD Technology Solution.	89
J) Discuss and consider approval to Purchase the Structured Cabling Installation	92
K) Discuss and Consider Approval of the proposed MOU for the Groundswell Outdoor Learning Educator Program	97
L) Discuss and consider purchasing IXL Math Supplemental software for grades K-8 for two years using TKP Afterschool funds for an amount not to exceed \$115,000.	101
M) Discuss and consider approval for the purchase of NWEA testing software for the 2026-2027 school year using IMTA funds for an amount not to exceed \$80,000.	102

N) Discuss and consider approval to purchase the Studies Weekly Social Studies curriculum for Kindergarten through Grade 6 for a four-year period using IMTA and/or IMRA funds in the amount of \$129,500. 105

O) Discuss and consider approval of a resolution for a Good Cause Exception for Alamo. 108

11) Suggested Future Agenda Items

12) COMMENTS FROM THE BOARD OF TRUSTEES

Pursuant to Texas Government Code Section 551.0415, Trustees may report on any of the following items:

1. Expressions of thanks, gratitude, and condolences
2. Information regarding holiday schedules
3. Honorary or salutory recognition of a public official, public employee, or other citizen
4. Reminders regarding GISD events
5. Reminders regarding community events
6. Health and safety announcements

13) Adjournment

If, during the course of the meeting, discussion of any item on the agenda should be held in a closed meeting, the Board will conduct a closed meeting in accordance with the Texas Open Meetings Act, Government Code, Chapter 551, Subchapters D and E. Before any closed meeting is convened, the presiding officer will publicly identify the section or sections of the Act authorizing the closed meeting. All final votes, actions, or decisions will be taken in open meeting.

The notice for this meeting was posted in compliance with the Texas Open Meeting Act on _____, at _____ by _____ for the Board of Trustees.

EXECUTIVE SUMMARY — MAY, 2026 BOARD MEETING

PERIOD ENDING APRIL 30, 2026



REVENUE (REPORT #1)

FISCAL YEAR	ACTUAL	PERCENTAGE
FY26	\$98,822,719	93.9% OF BUDGETED COLLECTIONS
FY25	\$97,793,801	91.4% OF BUDGETED COLLECTIONS

EXPENDITURES (REPORT #2)

FISCAL YEAR	ACTUAL	PERCENTAGE
FY26	\$49,390,548	46.3% OF BUDGETED EXPENDITURES
FY25	\$45,732,314	41.5% OF BUDGETED EXPENDITURES

CASH & INVESTMENTS (REPORT #3)

Moody Bank	\$18,850,169.50	
Texas Class Investment Pool	\$129,027,288.49	N/A (Investment Pool)
Texas Range	\$13,924,148.44	N/A (Investment Pool)
Fidelity Investments	\$101,301,143.17	Treasury & Federal Agency Securities
Total	\$263,102,749.60	

COLLECTIONS (REPORT #4)

Fund	Budget	Amount Collected	% Collected
Maintenance & Operations	\$93,010,561	\$86,577,484	93.1%
Interest & Sinking (Debt Payment)	\$22,495,320	\$21,013,994	93.4%

BOND 2022-2023 CONSTRUCTION (REPORT #5)

SPENT PTD \$217,348,039	ENCUMBERED PTD \$68,258,273
----------------------------	--------------------------------

BOND 2022 INTEREST (REPORT #6)

MOODY BANK AND TEXAS CLASS (POOLS ONLY)	\$8,877,022
--	-------------

VENDORS W/ AGGR. PURCHASES >\$50K (REPORT #7)

4

REGULAR VENDOR TOTAL	47
REG VENDOR AMOUNT TOTAL	\$12,820,316.45
BOND VENDOR TOTAL	26
BOND VENDOR AMOUNT TOTAL	\$39,433,138.59

MONTHLY CHECK REGISTER (REPORT #9)


\$1,942,495.71 SEE DIGITAL COPY—ATTACHMENT J

LOCAL VENDOR ACTIVITY (REPORT #8)

VENDOR TOTAL	95
VENDOR AMOUNT TOTAL	\$5,587,497.11

FINANCE HIGHLIGHTS

Biomed-Pathways donations received to date: \$436,795. The Harris & Eliza Kempner Fund has approved a grant for Biomed-Pathways in the amount of \$75,000.





Galveston ISD
Interest Earnings
Sorted by Fund - Maturity Date
September 1, 2025 - April 30, 2026
Yield on Beginning Book Value

HUB Investment Partners LLC
 900 S Capital of Texas Hwy
 350
 Austin, TX 78746
 (512)600-5200

CUSIP	Investment #	Fund	Security Type	Ending Par Value	Beginning Book Value	Ending Book Value	Maturity Date	Current Rate	Annualized Yield	Adjusted Interest Earnings		
										Interest Earned	Amortization/ Accretion	Adjusted Interest Earnings
Fund: Bond 2022 Construction Fund												
TX BD 2022	10284	BD 2022	RRP	35,522,685.96	32,509,039.76	35,522,685.96		3.775	2.874	619,467.30	0.00	619,467.30
FID BOND MM	10286	BD 2022	RR3	11,736,750.58	16,034.62	11,736,750.58		3.360	***.***	109,057.99	0.00	109,057.99
MB BD CON 2022	10287	BD 2022	RR2	881,904.13	638,096.60	881,904.13		0.050	0.171	724.84	0.00	724.84
91282CFK2	10313	BD 2022	TRC	0.00	9,957,189.09	0.00	09/15/2025	3.500	4.208	13,261.96	2,810.91	16,072.87
91282CFP1	10314	BD 2022	TRC	0.00	9,925,169.57	0.00	10/15/2025	4.250	4.224	50,709.70	-169.57	50,540.13
912797NA1	10312	BD 2022	ATD	0.00	10,031,455.06	0.00	10/30/2025	4.141	4.227	0.00	68,544.94	68,544.94
912797QY6	10329	BD 2022	ATD	0.00	0.00	0.00	12/11/2025	3.932	4.022	0.00	48,047.84	48,047.84
91282CGE5	10315	BD 2022	TRC	0.00	7,591,133.85	0.00	01/15/2026	3.875	4.161	108,836.96	8,866.15	117,703.11
91282CGL9	10316	BD 2022	TRC	0.00	15,901,630.86	0.00	02/15/2026	4.000	4.224	288,982.61	18,369.14	307,351.75
912797PM3	10317	BD 2022	ATD	0.00	10,701,860.18	0.00	02/19/2026	3.922	4.052	0.00	203,139.82	203,139.82
912797PV3	10318	BD 2022	ATD	0.00	27,257,016.76	0.00	03/19/2026	3.852	3.990	0.00	592,983.24	592,983.24
912797QD2	10319	BD 2022	ATD	0.00	11,400,809.67	0.00	04/16/2026	3.791	3.938	0.00	279,190.33	279,190.33
912797QN0	10320	BD 2022	ATD	10,400,000.00	10,110,504.17	10,385,241.39	05/14/2026	3.930	4.098	0.00	274,737.22	274,737.22
912797QX8	10325	BD 2022	ATD	11,370,000.00	11,027,973.93	11,320,448.52	06/11/2026	3.827	4.000	0.00	292,474.59	292,474.59
912797RF6	10327	BD 2022	ATD	497,000.00	480,759.61	493,396.83	07/09/2026	3.787	3.965	0.00	12,637.22	12,637.22
912797RF6	10326	BD 2022	ATD	15,925,000.00	15,389,229.70	15,806,131.35	07/09/2026	3.895	4.086	0.00	416,901.65	416,901.65
912797RS8	10328	BD 2022	ATD	5,248,000.00	0.00	5,184,500.84	09/03/2026	3.485	3.658	0.00	115,314.47	115,314.47
912797SK4	10331	BD 2022	ATD	7,257,000.00	0.00	7,127,482.68	10/29/2026	3.550	3.731	0.00	128,086.19	128,086.19
912797TC1	10332	BD 2022	ATD	7,250,000.00	0.00	7,087,724.34	12/24/2026	3.400	3.570	0.00	86,273.13	86,273.13
912797TV9	10333	BD 2022	ATD	20,700,000.00	0.00	20,130,149.81	02/18/2027	3.382	3.548	0.00	124,472.40	124,472.40
912797UD7	10334	BD 2022	ATD	12,450,000.00	0.00	12,049,740.15	03/18/2027	3.606	3.791	0.00	44,888.95	44,888.95
Subtotal				139,238,340.67	172,937,903.43	137,726,156.58			3.844	1,191,041.36	2,717,568.62	3,908,609.98
Fund: Building Proceed Funds												
TX BLDG PROC FD	10330	BLDG FD	RRP	5,120,942.91	0.00	5,120,942.91		3.775	8.976	121,192.91	0.00	121,192.91
Subtotal				5,120,942.91	0.00	5,120,942.91			8.976	121,192.91	0.00	121,192.91
Fund: Child Nutrition												
TX CNS-0005	10282	CN	RRP	3,840,321.20	3,291,566.37	3,840,321.20		3.775	4.175	91,112.66	0.00	91,112.66
TX DLY 1227-08	10235	CN	RRP	840,544.17	819,316.86	840,544.17		3.660	3.908	21,227.31	0.00	21,227.31
MB CN 7619	10245	CN	RR2	349,677.14	411,596.30	349,677.14		0.050	0.037	100.13	0.00	100.13

Galveston ISD
Interest Earnings
September 1, 2025 - April 30, 2026

Adjusted Interest Earnings

CUSIP	Investment #	Fund	Security Type	Ending Par Value	Beginning Book Value	Ending Book Value	Maturity Date	Current Rate	Annualized Yield	Interest Earned	Amortization/ Accretion	Adjusted Interest Earnings
Subtotal				5,030,542.51	4,522,479.53	5,030,542.51			3.750	112,440.10	0.00	112,440.10
Fund: Interest & Sinking												
TX DEBT-0002	10238	DS	RRP	8,579,413.64	3,244,623.80	8,579,413.64		3.775	8.401	180,720.65	0.00	180,720.65
TX DLY 1227-04	10232	DS	RRP	247,774.99	241,517.61	247,774.99		3.660	3.908	6,257.38	0.00	6,257.38
MB DS 2049	10243	DS	RR2	2,049,226.98	2,049,600.55	2,049,226.98		0.050	0.050	676.43	0.00	676.43
MB DS MM 7635	10244	DS	RR3	1,187,493.71	1,161,915.13	1,187,493.71		3.140	3.320	25,578.58	0.00	25,578.58
Subtotal				12,063,909.32	6,697,657.09	12,063,909.32			4.802	213,233.04	0.00	213,233.04
Fund: General Operating												
TX GEN-0001	10237	GEN OP	RRP	70,696,609.70	21,206,663.76	70,696,609.70		3.775	7.620	1,071,355.28	0.00	1,071,355.28
TX DLY 1227-02	10231	GEN OP	RRP	12,835,829.28	12,511,669.95	12,835,829.28		3.660	3.908	324,159.33	0.00	324,159.33
MB SCH CSH 1600	10305	GEN OP	RR2	1,046.18	513.90	1,046.18		0.050	0.082	0.28	0.00	0.28
MB GEN 7601	10246	GEN OP	RR2	2,392,381.02	3,057,467.74	2,392,381.02		0.050	0.048	970.33	0.00	970.33
MB GEN 0616	10293	GEN OP	RR2	11,595,662.99	13,478,294.08	11,595,662.99		3.880	3.551	317,368.91	0.00	317,368.91
Subtotal				97,521,529.17	50,254,609.43	97,521,529.17			5.144	1,713,854.13	0.00	1,713,854.13
Fund: MOODY PERF ARTS CENTER												
TX MPAC-0008	10324	MPAC	RRP	4,777,706.75	2,797,488.58	4,777,706.75		3.775	6.805	126,225.53	0.00	126,225.53
Subtotal				4,777,706.75	2,797,488.58	4,777,706.75			6.805	126,225.53	0.00	126,225.53
Fund: Student Activity												
TX ACT-0004	10240	STUACT	RRP	489,608.33	476,828.44	489,608.33		3.775	4.042	12,779.89	0.00	12,779.89
MB ACT 7627	10241	STUACT	RR2	392,777.35	179,815.47	392,777.35		0.050	0.078	92.89	0.00	92.89
Subtotal				882,385.68	656,643.91	882,385.68			2.957	12,872.78	0.00	12,872.78
Total				264,635,357.01	237,866,781.97	263,123,172.92			4.250	3,490,859.85	2,717,568.62	6,208,428.47

Statement Disclosures

The information provided in this report was created by HUB Investment Partners utilizing data from your custodian that is considered reliable. HUB Investment Partners is relying on the information provided by your custodian; HUB Investment Partners has not audited or otherwise verified the accuracy of the methodology, calculations, or information in this report. As a result, the methodology, calculations, and information presented in the report are not guaranteed by HUB Investment Partners.

HUB Investment Partners is independent of your custodian.

You should consider the account statements received directly from your account custodian as the prevailing document for your account. Please review the information contained on this statement against the statement provided to you from the account custodian or product sponsor. The reported value on your account statement you received from the account custodian may differ from the reported value on this quarterly statement due to a variety of factors including the treatment of accrued income and dividends, rounding and other considerations. If there is any unexplained discrepancy between this statement and the account statement you received from the account custodian, please immediately contact HUB Investment Partners and/or your account custodian. Discrepancies should be reported to HUB Investment Partners via telephone at 512-600-5268.

The account portfolio or assets in the account are valued at the starting and ending points of the period. Cash flows are included in the calculation based on when they occurred during the period.

Performance data quoted represents past performance and does not guarantee future results. The investment return and principal of an investment will fluctuate so that an investor's shares when redeemed may be worth more or less than their original cost. All investments have investment risks such as fluctuation in investment principal including the complete loss of principal invested. The values represented in the report may not reflect the original cost of a client's initial investment. HUB Investment Partners standard reporting does not reflect reinvestment of dividends and other earnings in the performance numbers, unless the account holder specifically asks for inclusion of such earnings. Performance report calculations and figures should not be relied upon for tax purposes.

If you have any changes in your financial situation, risk tolerance, investment objectives or if you wish to impose or modify any reasonable restrictions on the management of your account(s), please contact HUB Investment Partners immediately. Also, please contact us if you would like a current copy of our Disclosure Document, which includes a description of the advisory services we offer.

This material is not intended to present an opinion on legal or tax matters. Please consult with your attorney or tax advisor and compare this document to your custodial statement for accuracy, as applicable.



Galveston ISD
Interest Earnings
Sorted by Fund - Maturity Date
August 1, 2022 - April 30, 2026
Yield on Beginning Book Value

HUB Investment Partners LLC
 900 S Capital of Texas Hwy
 350
 Austin, TX 78746
 (512)600-5200

CUSIP	Investment #	Fund	Security Type	Ending Par Value	Beginning Book Value	Ending Book Value	Maturity Date	Current Rate	Annualized Yield	Adjusted Interest Earnings		
										Interest Earned	Amortization/ Accretion	Adjusted Interest Earnings
Fund: Bond 2018 Construction Fund												
MB BD CON 2056	10242	BD 2018	RR2	0.00	0.00	0.00			0.012	42.66	0.00	42.66
Subtotal				0.00	0.00	0.00			0.012	42.66	0.00	42.66
Fund: Bond 2022 Construction Fund												
TX BD 2022	10284	BD 2022	RRP	35,522,685.96	0.00	35,522,685.96		3.775	0.570	5,234,664.44	0.00	5,234,664.44
TX DLY 1227-05	10233	BD 2022	RRP	0.00	0.00	0.00			0.011	0.06	0.00	0.06
FID BOND MM	10286	BD 2022	RR3	11,736,750.58	0.00	11,736,750.58		3.360	0.099	714,818.76	0.00	714,818.76
MB BD CON 2022	10287	BD 2022	RR2	881,904.13	0.00	881,904.13		0.050	0.516	3,764.16	0.00	3,764.16
912796U31	10266	BD 2022	ATD	0.00	0.00	0.00	03/23/2023	3.753	3.876	0.00	187,906.15	187,906.15
912828VB3	10269	BD 2022	TRC	0.00	0.00	0.00	05/15/2023	1.750	4.092	111,688.04	144,486.25	256,174.29
912828ZY9	10270	BD 2022	TRC	0.00	0.00	0.00	07/15/2023	0.125	4.191	10,305.98	323,689.37	333,995.35
912796ZZ5	10289	BD 2022	ATD	0.00	0.00	0.00	07/20/2023	5.068	5.204	0.00	132,243.46	132,243.46
3137EAEV7	10262	BD 2022	FAC	0.00	0.00	0.00	08/24/2023	0.250	4.307	19,529.17	304,454.40	323,983.57
429335LP5	10254	BD 2022	MC1	0.00	0.00	0.00	09/01/2023	4.000	4.300	62,532.22	4,580.05	67,112.27
912828WE6	10257	BD 2022	TRC	0.00	0.00	0.00	11/15/2023	2.750	4.205	314,175.84	159,100.70	473,276.54
3130ATBL0	10251	BD 2022	FAC	0.00	0.00	0.00	12/08/2023	3.625	4.415	369,097.51	76,412.88	445,510.39
9128285Z9	10280	BD 2022	TRC	0.00	0.00	0.00	01/31/2024	2.500	4.431	224,395.38	164,339.37	388,734.75
9128286G0	10281	BD 2022	TRC	0.00	0.00	0.00	02/29/2024	2.375	4.441	256,788.67	209,870.62	466,659.29
3130ATBM8	10252	BD 2022	FAC	0.00	0.00	0.00	03/08/2024	3.625	4.434	402,628.75	84,240.00	486,868.75
13063DLZ9	10260	BD 2022	MC1	0.00	0.00	0.00	04/01/2024	3.000	4.286	321,275.00	129,697.00	450,972.00
91282CEK3	10255	BD 2022	TRC	0.00	0.00	0.00	04/30/2024	2.500	4.345	405,636.14	279,710.00	685,346.14
88213AHL2	10265	BD 2022	MC1	0.00	0.00	0.00	05/15/2024	2.884	4.439	141,075.67	70,900.00	211,975.67
912797FH5	10290	BD 2022	ATD	0.00	0.00	0.00	05/16/2024	4.622	4.916	0.00	628,573.55	628,573.55
912797HT7	10298	BD 2022	ATD	0.00	0.00	0.00	06/06/2024	5.160	5.368	0.00	225,772.97	225,772.97
91282CEX5	10268	BD 2022	TRC	0.00	0.00	0.00	06/30/2024	3.000	4.347	535,357.34	223,597.19	758,954.53
912797GB7	10294	BD 2022	ATD	0.00	0.00	0.00	07/11/2024	5.001	5.335	0.00	1,100,950.15	1,100,950.15
91282CFA4	10278	BD 2022	TRC	0.00	0.00	0.00	07/31/2024	3.000	4.413	562,940.22	245,815.94	808,756.16
64966QCA6	10264	BD 2022	MC1	0.00	0.00	0.00	08/01/2024	2.130	4.461	116,113.40	117,699.20	233,812.60
912797GK7	10295	BD 2022	ATD	0.00	0.00	0.00	08/08/2024	5.155	5.499	0.00	465,705.61	465,705.61
91282CFG1	10256	BD 2022	TRC	0.00	0.00	0.00	08/31/2024	3.250	4.222	636,057.32	177,208.52	813,265.84
010268CL2	10250	BD 2022	MC1	0.00	0.00	0.00	09/01/2024	0.689	4.524	71,060.78	364,582.50	435,643.28
912797GL5	10296	BD 2022	ATD	0.00	0.00	0.00	09/05/2024	5.051	5.396	0.00	115,651.31	115,651.31

Galveston ISD
Interest Earnings
August 1, 2022 - April 30, 2026

CUSIP	Investment #	Fund	Security Type	Ending Par Value	Beginning Book Value	Ending Book Value	Maturity Date	Current Rate	Annualized Yield	Adjusted Interest Earnings		
										Interest Earned	Amortization/ Accretion	Adjusted Interest Earnings
Fund: Bond 2022 Construction Fund												
91282CFN6	10279	BD 2022	TRC	0.00	0.00	0.00	09/30/2024	4.250	4.292	183,855.00	1,923.32	185,778.32
912797HE0	10311	BD 2022	ATD	0.00	0.00	0.00	10/31/2024	5.077	5.208	0.00	111,533.80	111,533.80
912797HE0	10310	BD 2022	ATD	0.00	0.00	0.00	10/31/2024	5.123	5.261	0.00	173,521.62	173,521.62
912797HE0	10297	BD 2022	ATD	0.00	0.00	0.00	10/31/2024	4.992	5.320	0.00	555,707.54	555,707.54
9128283D0	10271	BD 2022	TRC	0.00	0.00	0.00	10/31/2024	2.250	4.296	484,911.68	405,944.84	890,856.52
91282CDH1	10276	BD 2022	TRC	0.00	0.00	0.00	11/15/2024	0.750	4.502	154,190.22	705,259.30	859,449.52
912797LF2	10306	BD 2022	ATD	0.00	0.00	0.00	12/05/2024	5.134	5.342	0.00	236,146.99	236,146.99
3130AQ3F8	10261	BD 2022	FAC	0.00	0.00	0.00	12/10/2024	1.150	4.530	379,979.17	1,016,935.00	1,396,914.17
91282CDS7	10267	BD 2022	TRC	0.00	0.00	0.00	01/15/2025	1.125	4.403	193,970.79	514,726.09	708,696.88
3133ENPG9	10300	BD 2022	FAC	0.00	0.00	0.00	02/14/2025	1.750	5.100	259,546.87	478,737.16	738,284.03
9128283Z1	10272	BD 2022	TRC	0.00	0.00	0.00	02/28/2025	2.750	4.313	688,999.59	354,266.72	1,043,266.31
91282CED9	10277	BD 2022	TRC	0.00	0.00	0.00	03/15/2025	1.750	4.535	286,758.29	410,149.92	696,908.21
91282CED9	10301	BD 2022	TRC	0.00	0.00	0.00	03/15/2025	1.750	5.017	140,016.83	248,665.57	388,682.40
64990FA95	10275	BD 2022	MC1	0.00	0.00	0.00	03/15/2025	1.062	4.750	106,246.90	330,220.60	436,467.50
912797KJ5	10302	BD 2022	ATD	0.00	0.00	0.00	03/20/2025	4.825	5.134	0.00	372,715.35	372,715.35
912797KS5	10303	BD 2022	ATD	0.00	0.00	0.00	04/17/2025	4.966	5.290	0.00	531,023.37	531,023.37
912797LB1	10304	BD 2022	ATD	0.00	0.00	0.00	05/15/2025	4.933	5.253	0.00	827,312.61	827,312.61
912797LN5	10308	BD 2022	ATD	0.00	0.00	0.00	06/12/2025	4.837	5.142	0.00	503,801.22	503,801.22
912797LW5	10309	BD 2022	ATD	0.00	0.00	0.00	07/10/2025	4.663	4.961	0.00	1,095,512.99	1,095,512.99
91282CFK2	10313	BD 2022	TRC	0.00	0.00	0.00	09/15/2025	3.500	4.250	263,857.46	55,615.96	319,473.42
91282CFP1	10314	BD 2022	TRC	0.00	0.00	0.00	10/15/2025	4.250	4.233	354,600.62	-1,183.12	353,417.50
912797NA1	10312	BD 2022	ATD	0.00	0.00	0.00	10/30/2025	4.141	4.372	0.00	400,813.65	400,813.65
912797QY6	10329	BD 2022	ATD	0.00	0.00	0.00	12/11/2025	3.932	4.022	0.00	48,047.84	48,047.84
91282CGE5	10315	BD 2022	TRC	0.00	0.00	0.00	01/15/2026	3.875	4.201	293,686.46	23,730.00	317,416.46
91282CGL9	10316	BD 2022	TRC	0.00	0.00	0.00	02/15/2026	4.000	4.262	620,967.96	39,158.16	660,126.12
912797PM3	10317	BD 2022	ATD	0.00	0.00	0.00	02/19/2026	3.922	4.135	0.00	418,159.16	418,159.16
912797PV3	10318	BD 2022	ATD	0.00	0.00	0.00	03/19/2026	3.852	4.058	0.00	1,045,915.16	1,045,915.16
912797QD2	10319	BD 2022	ATD	0.00	0.00	0.00	04/16/2026	3.791	3.995	0.00	442,768.80	442,768.80
912797QN0	10320	BD 2022	ATD	10,400,000.00	0.00	10,385,241.39	05/14/2026	3.930	4.147	0.00	393,941.39	393,941.39
912797QX8	10325	BD 2022	ATD	11,370,000.00	0.00	11,320,448.52	06/11/2026	3.827	4.027	0.00	364,988.95	364,988.95
912797RF6	10327	BD 2022	ATD	497,000.00	0.00	493,396.83	07/09/2026	3.787	3.970	0.00	13,316.08	13,316.08
912797RF6	10326	BD 2022	ATD	15,925,000.00	0.00	15,806,131.35	07/09/2026	3.895	4.110	0.00	506,483.82	506,483.82
912797RS8	10328	BD 2022	ATD	5,248,000.00	0.00	5,184,500.84	09/03/2026	3.485	3.658	0.00	115,314.47	115,314.47
912797SK4	10331	BD 2022	ATD	7,257,000.00	0.00	7,127,482.68	10/29/2026	3.550	3.731	0.00	128,086.19	128,086.19
912797TC1	10332	BD 2022	ATD	7,250,000.00	0.00	7,087,724.34	12/24/2026	3.400	3.570	0.00	86,273.13	86,273.13
912797TV9	10333	BD 2022	ATD	20,700,000.00	0.00	20,130,149.81	02/18/2027	3.382	3.548	0.00	124,472.40	124,472.40
912797UD7	10334	BD 2022	ATD	12,450,000.00	0.00	12,049,740.15	03/18/2027	3.606	3.791	0.00	44,888.95	44,888.95
Subtotal				139,238,340.67	0.00	137,726,156.58			1.504	14,925,492.69	19,062,082.19	33,987,574.88

Galveston ISD
Interest Earnings
August 1, 2022 - April 30, 2026

CUSIP	Investment #	Fund	Security Type	Ending Par Value	Beginning Book Value	Ending Book Value	Maturity Date	Current Rate	Annualized Yield	Adjusted Interest Earnings		
										Interest Earned	Amortization/ Accretion	Adjusted Interest Earnings
Fund: Bond 2023 Construction Fund												
TX BD 2023	10291	BD 2023	RRP	0.00	0.00	0.00			1.869	3,629,215.48	0.00	3,629,215.48
MB 23 BND 5610	10292	BD 2023	RR2	0.00	0.00	0.00			0.020	2,378.24	0.00	2,378.24
			Subtotal	0.00	0.00	0.00			1.763	3,631,593.72	0.00	3,631,593.72
Fund: Building Proceed Funds												
TX BLDG PROC FD	10330	BLDG FD	RRP	5,120,942.91	0.00	5,120,942.91		3.775	8.976	121,192.91	0.00	121,192.91
			Subtotal	5,120,942.91	0.00	5,120,942.91			8.976	121,192.91	0.00	121,192.91
Fund: Child Nutrition												
TX CNS-0005	10282	CN	RRP	3,840,321.20	0.00	3,840,321.20		3.775	5.330	513,882.62	0.00	513,882.62
TX DLY 1227-08	10235	CN	RRP	840,544.17	0.00	840,544.17		3.660	4.967	129,478.05	0.00	129,478.05
MB CN 7619	10245	CN	RR2	349,677.14	0.00	349,677.14		0.050	0.034	826.37	0.00	826.37
			Subtotal	5,030,542.51	0.00	5,030,542.51			4.392	644,187.04	0.00	644,187.04
Fund: Interest & Sinking												
TX DEBT-0002	10238	DS	RRP	8,579,413.64	0.00	8,579,413.64		3.775	14.031	1,163,321.43	0.00	1,163,321.43
TX DLY 1227-04	10232	DS	RRP	247,774.99	0.00	247,774.99		3.660	4.967	38,167.45	0.00	38,167.45
MB DS 2049	10243	DS	RR2	2,049,226.98	0.00	2,049,226.98		0.050	0.050	3,758.99	0.00	3,758.99
MB DS MM 7635	10244	DS	RR3	1,187,493.71	0.00	1,187,493.71		3.140	3.891	148,228.14	0.00	148,228.14
			Subtotal	12,063,909.32	0.00	12,063,909.32			6.636	1,353,476.01	0.00	1,353,476.01
Fund: General Operating												
TX GEN-0001	10237	GEN OP	RRP	70,696,609.70	0.00	70,696,609.70		3.775	19.607	7,510,253.85	0.00	7,510,253.85
TX DLY 1227-02	10231	GEN OP	RRP	12,835,829.28	0.00	12,835,829.28		3.660	4.967	1,977,240.39	0.00	1,977,240.39
MB SCH CSH 1600	10305	GEN OP	RR2	1,046.18	0.00	1,046.18		0.050	0.003	0.46	0.00	0.46
MB GEN 7601	10246	GEN OP	RR2	2,392,381.02	0.00	2,392,381.02		0.050	0.014	6,739.88	0.00	6,739.88
MB GEN 0616	10293	GEN OP	RR2	11,595,662.99	0.00	11,595,662.99		3.880	13.285	1,595,662.99	0.00	1,595,662.99
			Subtotal	97,521,529.17	0.00	97,521,529.17			8.091	11,089,897.57	0.00	11,089,897.57
Fund: MOODY PERF ARTS CENTER												
TX MPAC-0008	10324	MPAC	RRP	4,777,706.75	0.00	4,777,706.75		3.775	5.525	167,510.62	0.00	167,510.62
			Subtotal	4,777,706.75	0.00	4,777,706.75			5.525	167,510.62	0.00	167,510.62
Fund: Student Activity												
TX ACT-0004	10240	STUACT	RRP	489,608.33	0.00	489,608.33		3.775	5.155	77,810.97	0.00	77,810.97
MB ACT 7627	10241	STUACT	RR2	392,777.35	0.00	392,777.35		0.050	0.033	553.30	0.00	553.30
			Subtotal	882,385.68	0.00	882,385.68			2.470	78,364.27	0.00	78,364.27

**Galveston ISD
Interest Earnings
August 1, 2022 - April 30, 2026**

CUSIP	Investment #	Fund	Security Type	Ending Par Value	Beginning Book Value	Ending Book Value	Maturity Date	Current Rate	Annualized Yield	Adjusted Interest Earnings		
										Interest Earned	Amortization/ Accretion	Adjusted Interest Earnings
			Total	264,635,357.01	0.00	263,123,172.92			1.930	32,011,757.49	19,062,082.19	51,073,839.68

Statement Disclosures

The information provided in this report was created by HUB Investment Partners utilizing data from your custodian that is considered reliable. HUB Investment Partners is relying on the information provided by your custodian; HUB Investment Partners has not audited or otherwise verified the accuracy of the methodology, calculations, or information in this report. As a result, the methodology, calculations, and information presented in the report are not guaranteed by HUB Investment Partners.

HUB Investment Partners is independent of your custodian.

You should consider the account statements received directly from your account custodian as the prevailing document for your account. Please review the information contained on this statement against the statement provided to you from the account custodian or product sponsor. The reported value on your account statement you received from the account custodian may differ from the reported value on this quarterly statement due to a variety of factors including the treatment of accrued income and dividends, rounding and other considerations. If there is any unexplained discrepancy between this statement and the account statement you received from the account custodian, please immediately contact HUB Investment Partners and/or your account custodian. Discrepancies should be reported to HUB Investment Partners via telephone at 512-600-5268.

The account portfolio or assets in the account are valued at the starting and ending points of the period. Cash flows are included in the calculation based on when they occurred during the period.

Performance data quoted represents past performance and does not guarantee future results. The investment return and principal of an investment will fluctuate so that an investor's shares when redeemed may be worth more or less than their original cost. All investments have investment risks such as fluctuation in investment principal including the complete loss of principal invested. The values represented in the report may not reflect the original cost of a client's initial investment. HUB Investment Partners standard reporting does not reflect reinvestment of dividends and other earnings in the performance numbers, unless the account holder specifically asks for inclusion of such earnings. Performance report calculations and figures should not be relied upon for tax purposes.

If you have any changes in your financial situation, risk tolerance, investment objectives or if you wish to impose or modify any reasonable restrictions on the management of your account(s), please contact HUB Investment Partners immediately. Also, please contact us if you would like a current copy of our Disclosure Document, which includes a description of the advisory services we offer.

This material is not intended to present an opinion on legal or tax matters. Please consult with your attorney or tax advisor and compare this document to your custodial statement for accuracy, as applicable.

Financial Reports – Executive Summary, Board Meeting 5/20/2026

The following reports representing period ending 4/30/2026, are attached for your review:

Report No. 1 – Attachment B – General Fund revenue collected through the period totals \$98,822,719 or 93.9% of projected collections. For the same period in FY 2024-2025, revenue totaled \$97,793,801 or 91.4% of budgeted collections. See attachment B.

Report No. 2 – Attachment C – General Fund expenditures through the period total \$49,390,548 or 46.3% of total projected expenditures. For the same period in FY 2024-2025, expenditures totaled \$45,732,314 or 41.5% of budgeted expenditures. See attachment C.

Report No. 3 – Cash and investment report. See attachment D.

Funds held by each financial institution at 4/30/26 are as follows:

Moody Bank	18,850,169.50	Pledged securities \$18,460,000
Texas Class Investment Pool	129,027,288.49	N/A (Investment Pool)
Texas Range	13,924,148.44	N/A (Investment Pool)
Fidelity Investments	101,301,143.17	Treasury & Federal Agency Securities
Total	\$263,102,749.60	

Report No. 4 – Current ad valorem taxes, delinquent taxes, and penalties & interest collections through the period are as follows (See attachment E).

Fund	Budget	Amount Collected	% Collected
Maintenance & Operations	\$93,010,561	\$86,577,484	93.1%
Interest & Sinking (Debt Payment)	\$22,495,320	\$21,013,994	93.4%

For the same period in FY 2024-2025, collections were \$87,612,404 (90.9%) for M&O and \$21,701,821 (91.1%) for I&S.

Report No. 5 – 2022 Bond Construction Projects. See attachment F.

Report No. 6 – 2022 Bond Interest Earned. See attachment G

Report No. 7 – Vendors with aggregate purchases for FY 2025-2026 that exceed \$50,000. See attachment H (General Fund) and H-1 (Bonds).

Report No. 8 – Local vendor activity for FY 2025-2026 (zip codes 77550-77559). See attachment I.

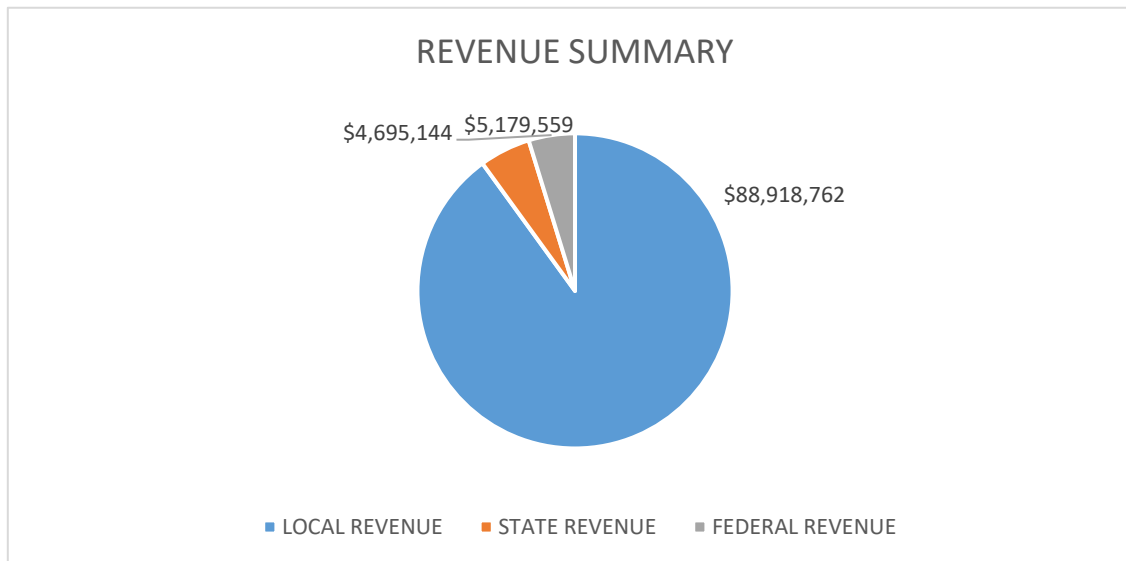
Report No. 9 - Monthly Check Register. See attachment J.

Report No. 10 – Legal Fee Summary FY 2025-2026. See attachment K.

Report No. 11 - Executive Summary

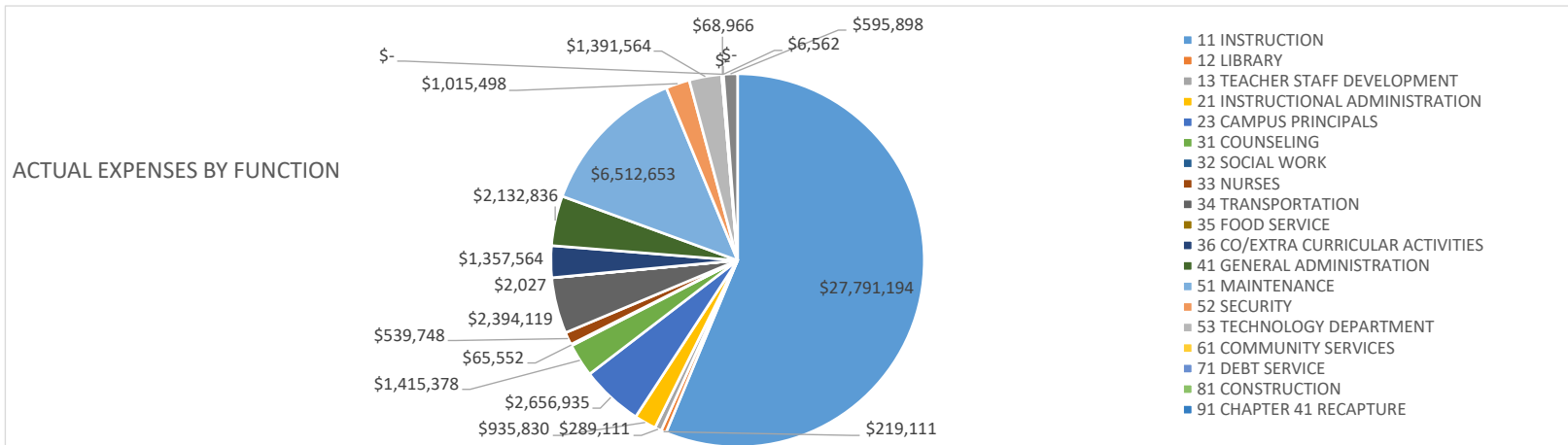
GALVESTON ISD
 GENERAL FUND REVENUES BY MAJOR OBJECT
 AS OF 4/30/2026

		2025-2026 Revised Budget	Monthly Receipts 04/30/2026	FYTD Activity 04/30/2026	2025-2026 FYTD (Under)/Over Budget
57--	LOCAL REVENUE	\$ 96,715,561	\$ 1,348,504	\$ 88,918,762	\$ (7,796,799)
58--	STATE REVENUE	\$ 7,739,185	\$ 322,786	\$ 5,179,559	\$ (2,559,626)
59--	FEDERAL REVENUE	\$ 785,500	\$ 315,719	\$ 4,695,144	\$ 3,909,644
79--	TRANSFERS IN	\$ 15,000	\$ 29,254	\$ 29,254	\$ 14,254
---		\$ 105,255,246	\$ 2,016,261	\$ 98,822,719	\$ (6,432,527)
	% COLLECTED	93.9%			



GALVESTON ISD
GENERAL FUND EXPENDITURES BY FUNCTION
AS OF 4/30/2026

FC	Function	Revenue Budget 2025-2026	FYTD Activity April 2025-2026	Encumbered April 2025-2026	Expenses + Encumbered	Unencumbered Balance April 2025-2026
11	INSTRUCTION	\$ 43,016,107	\$ 27,791,194	\$ 1,115,501	\$ 28,906,695	\$ (14,109,411)
12	LIBRARY	\$ 346,921	\$ 219,111	\$ 6,791	\$ 225,902	\$ (121,018)
13	TEACHER STAFF DEVELOPMENT	\$ 630,266	\$ 289,111	\$ 26,002	\$ 315,112	\$ (315,153)
21	INSTRUCTIONAL ADMINISTRATION	\$ 1,534,120	\$ 935,830	\$ 3,359	\$ 939,190	\$ (594,930)
23	CAMPUS PRINCIPALS	\$ 3,874,616	\$ 2,656,935	\$ 2,514	\$ 2,659,449	\$ (1,215,167)
31	COUNSELING	\$ 2,402,461	\$ 1,415,378	\$ 16,181	\$ 1,431,559	\$ (970,902)
32	SOCIAL WORK	\$ 63,053	\$ 65,552	\$ 5,580	\$ 71,132	\$ 8,078
33	NURSES	\$ 888,773	\$ 539,748	\$ 50,592	\$ 590,339	\$ (298,434)
34	TRANSPORTATION	\$ 4,051,863	\$ 2,394,119	\$ 144,657	\$ 2,538,776	\$ (1,513,087)
35	FOOD SERVICE	\$ -	\$ 2,027	\$ -	\$ 2,027	\$ 2,027
36	CO/EXTRA CURRICULAR ACTIVITIES	\$ 1,908,624	\$ 1,357,564	\$ 120,897	\$ 1,478,461	\$ (430,163)
41	GENERAL ADMINISTRATION	\$ 3,459,470	\$ 2,132,836	\$ 200,867	\$ 2,333,703	\$ (1,125,767)
51	MAINTENANCE	\$ 9,648,127	\$ 6,512,653	\$ 445,868	\$ 6,958,522	\$ (2,689,605)
52	SECURITY	\$ 1,389,497	\$ 1,015,498	\$ 14,948	\$ 1,030,447	\$ (359,051)
53	TECHNOLOGY DEPARTMENT	\$ 2,219,620	\$ 1,391,564	\$ 3,068	\$ 1,394,632	\$ (824,988)
61	COMMUNITY SERVICES	\$ 827,764	\$ -	\$ -	\$ -	\$ (827,764)
71	DEBT SERVICE	\$ 110,000	\$ 68,966	\$ 34,483	\$ 103,449	\$ (6,551)
81	CONSTRUCTION	\$ 175,000	\$ -	\$ -	\$ -	\$ (175,000)
91	CHAPTER 41 RECAPTURE	\$ 28,963,914	\$ -	\$ -	\$ -	\$ (28,963,914)
93	PMTS TO FISCAL AGENT/SSA	\$ 45,050	\$ 6,562	\$ -	\$ 6,562	\$ (38,488)
99	APPRAISAL DISTRICT FEES	\$ 1,050,000	\$ 595,898	\$ 431,324	\$ 1,027,222	\$ (22,778)
--	COLUMN TOTALS	\$ 106,605,246	\$ 49,390,548	\$ 2,622,633	\$ 52,013,180	\$ (54,592,066)
	EXPENDITURES AS A % OF BUDGET		46.3%		48.8%	





**Galveston ISD
Portfolio Management
Portfolio Summary
April 30, 2026**

HUB Investment Partners LLC
900 S Capital of Texas Hwy
350
Austin, TX 78746
(512)600-5200

Investments	Par Value	Market Value	Book Value	% of Portfolio	Term	Days to Maturity	YTM 365 Equiv.
Treasury Discounts -Amortizing	91,097,000.00	89,564,392.59	89,584,815.91	34.05	357	169	3.852
Investment Pools	142,951,436.93	142,951,436.93	142,951,436.93	54.33	1	1	3.764
Bank Accounts	17,662,675.79	17,662,675.79	17,662,675.79	6.71	1	1	2.564
Money Market Accounts	12,924,244.29	12,924,244.29	12,924,244.29	4.91	1	1	3.386
	264,635,357.01	263,102,749.60	263,123,172.92	100.00%	122	58	3.695
Investments							
Cash and Accrued Interest							
Accrued Interest at Purchase		0.00	0.00				
Ending Accrued Interest		0.00	0.00				
Subtotal		0.00	0.00				
	264,635,357.01	263,102,749.60	263,123,172.92		122	58	3.695
Total Cash and Investments Value							

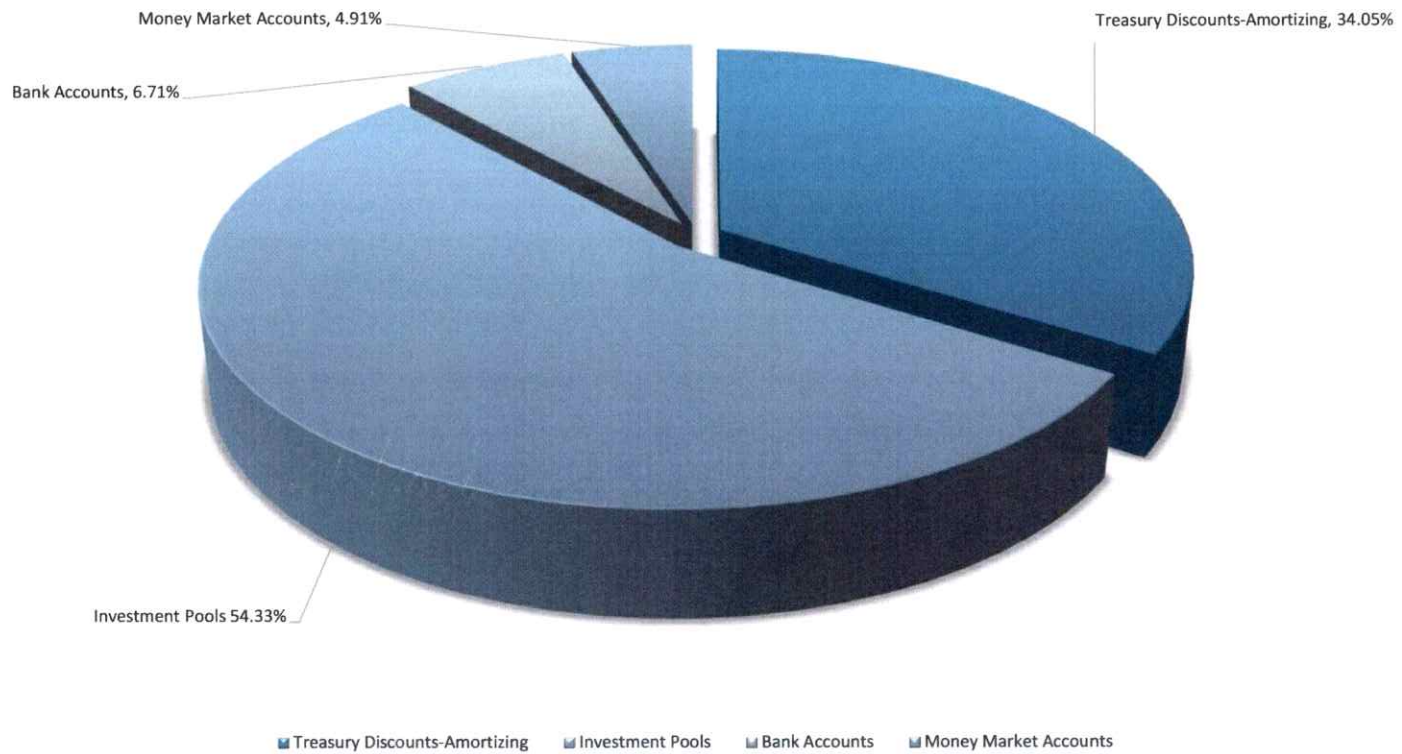
Total Earnings	April 30 Month Ending	Fiscal Year To Date
Current Year	803,468.02	6,208,428.47
Average Daily Balance	266,121,444.86	239,427,911.07
Effective Rate of Return	3.67%	3.91%

The following reports are submitted in accordance with the Public Funds Investment Act (Texas Gov't Code 2256). The reports also offer supplemental information not required by the Act in order to fully inform the governing body of the District of the position and activity within the District's portfolio of investments.

Lorraine Dochoda 5/8/2026
 Lorraine Dochoda, Director of Accounting

Jeff Martello 5/12/26
 Jeff Martello, Chief Financial Officer

Book Value Percentages by Investment Type





Galveston ISD
Fund GEN OP - General Operating
Investments by Fund
April 30, 2026

HUB Investment Partners LLC
 900 S Capital of Texas Hwy
 350
 Austin, TX 78746
 (512)600-5200

CUSIP	Investment #	Issuer	Purchase Date	Book Value	Par Value	Market Value	Current Rate	YTM 360	YTM 365	Maturity Days To Date Maturity
Investment Pools										
TX GEN-0001	10237	Texas Class	09/01/2022	70,696,609.70	70,696,609.70	70,696,609.70	3.775	3.722	3.774	1
TX DLY 1227-02	10231	Texas Range	09/01/2022	12,835,829.28	12,835,829.28	12,835,829.28	3.660	3.609	3.660	1
Subtotal and Average				83,532,438.98	83,532,438.98	83,532,438.98		3.706	3.757	1
Bank Accounts										
MB GEN 7601	10246	Moody Bank	09/01/2022	2,392,381.02	2,392,381.02	2,392,381.02	0.050	0.049	0.050	1
MB GEN 0616	10293	Moody Bank	05/01/2023	11,595,662.99	11,595,662.99	11,595,662.99	3.880	3.826	3.880	1
MB SCH CSH 1600	10305	Moody Bank	05/01/2024	1,046.18	1,046.18	1,046.18	0.050	0.049	0.050	1
Subtotal and Average				13,989,090.19	13,989,090.19	13,989,090.19		3.181	3.225	1
Total Investments and Average				97,521,529.17	97,521,529.17	97,521,529.17		3.630	3.681	1

**Fund DS - Interest & Sinking
Investments by Fund
April 30, 2026**

CUSIP	Investment #	Issuer	Purchase Date	Book Value	Par Value	Market Value	Current Rate	YTM 360	YTM 365	Maturity Days To Date Maturity
Investment Pools										
TX DEBT-0002	10238	Texas Class	09/01/2022	8,579,413.64	8,579,413.64	8,579,413.64	3.775	3.722	3.774	1
TX DLY 1227-04	10232	Texas Range	09/01/2022	247,774.99	247,774.99	247,774.99	3.660	3.609	3.660	1
Subtotal and Average				8,827,188.63	8,827,188.63	8,827,188.63		3.720	3.771	1
Bank Accounts										
MB DS 2049	10243	Moody Bank	09/01/2022	2,049,226.98	2,049,226.98	2,049,226.98	0.050	0.049	0.050	1
Subtotal and Average				2,049,226.98	2,049,226.98	2,049,226.98		0.049	0.050	1
Money Market Accounts										
MB DS MM 7635	10244	Moody Bank	09/01/2022	1,187,493.71	1,187,493.71	1,187,493.71	3.140	3.140	3.183	1
Subtotal and Average				1,187,493.71	1,187,493.71	1,187,493.71		3.140	3.184	1
Total Investments and Average				12,063,909.32	12,063,909.32	12,063,909.32		3.039	3.081	1

Fund STUACT - Student Activity
Investments by Fund
April 30, 2026

CUSIP	Investment #	Issuer	Purchase Date	Book Value	Par Value	Market Value	Current Rate	YTM 360	YTM 365	Maturity Days To Date Maturity
Investment Pools										
TX ACT-0004	10240	Texas Class	09/01/2022	489,608.33	489,608.33	489,608.33	3.775	3.722	3.774	1
Subtotal and Average				489,608.33	489,608.33	489,608.33		3.723	3.775	1
Bank Accounts										
MB ACT 7627	10241	Moody Bank	09/01/2022	392,777.35	392,777.35	392,777.35	0.050	0.049	0.050	1
Subtotal and Average				392,777.35	392,777.35	392,777.35		0.049	0.050	1
Total Investments and Average				882,385.68	882,385.68	882,385.68		2.088	2.117	1

Fund CN - Child Nutrition
Investments by Fund
April 30, 2026

CUSIP	Investment #	Issuer	Purchase Date	Book Value	Par Value	Market Value	Current Rate	YTM 360	YTM 365	Maturity Days To Date Maturity
Investment Pools										
TX CNS-0005	10282	Texas Class	09/01/2022	3,840,321.20	3,840,321.20	3,840,321.20	3.775	3.722	3.774	1
TX DLY 1227-08	10235	Texas Range	09/01/2022	840,544.17	840,544.17	840,544.17	3.660	3.609	3.660	1
Subtotal and Average				4,680,865.37	4,680,865.37	4,680,865.37		3.703	3.754	1
Bank Accounts										
MB CN 7619	10245	Moody Bank	09/01/2022	349,677.14	349,677.14	349,677.14	0.050	0.049	0.050	1
Subtotal and Average				349,677.14	349,677.14	349,677.14		0.049	0.050	1
Total Investments and Average				5,030,542.51	5,030,542.51	5,030,542.51		3.449	3.497	1

Fund BD 2022 CONS FD - Bond 2022 Construction Fund

Investments by Fund
April 30, 2026

CUSIP	Investment #	Issuer	Purchase Date	Book Value	Par Value	Market Value	Current Rate	YTM 360	YTM 365	Maturity Date	Days To Maturity
Treasury Discounts -Amortizing											
912797QN0	10320	US Treasury	05/19/2025	10,385,241.39	10,400,000.00	10,386,584.00	3.930	4.106	4.163	05/14/2026	13
912797QX8	10325	US Treasury	07/03/2025	11,320,448.52	11,370,000.00	11,323,383.00	3.827	3.989	4.044	06/11/2026	41
912797RF6	10326	US Treasury	07/11/2025	15,806,131.35	15,925,000.00	15,814,958.25	3.895	4.068	4.125	07/09/2026	69
912797RF6	10327	US Treasury	08/19/2025	493,396.83	497,000.00	493,565.73	3.787	3.941	3.995	07/09/2026	69
912797RS8	10328	US Treasury	09/16/2025	5,184,500.84	5,248,000.00	5,182,662.40	3.485	3.626	3.676	09/03/2026	125
912797SK4	10331	US Treasury	11/03/2025	7,127,482.68	7,257,000.00	7,126,591.71	3.550	3.698	3.749	10/29/2026	181
912797TC1	10332	US Treasury	12/26/2025	7,087,724.34	7,250,000.00	7,080,495.00	3.400	3.538	3.587	12/24/2026	237
912797TV9	10333	US Treasury	02/26/2026	20,130,149.81	20,700,000.00	20,100,942.00	3.382	3.518	3.567	02/18/2027	293
912797UD7	10334	US Treasury	03/26/2026	12,049,740.15	12,450,000.00	12,055,210.50	3.606	3.756	3.809	03/18/2027	321
Subtotal and Average				89,584,815.91	91,097,000.00	89,564,392.59		3.800	3.852		168
Investment Pools											
TX BD 2022	10284	Texas Class	08/30/2022	35,522,685.96	35,522,685.96	35,522,685.96	3.775	3.722	3.774		1
TX DLY 1227-05	10233	Texas Range	09/01/2022	0.00	0.00	0.00					1
Subtotal and Average				35,522,685.96	35,522,685.96	35,522,685.96		3.723	3.775		1
Bank Accounts											
MB BD CON 2022	10287	Moody Bank	09/08/2022	881,904.13	881,904.13	881,904.13	0.050	0.049	0.050		1
Subtotal and Average				881,904.13	881,904.13	881,904.13		0.049	0.050		1
Money Market Accounts											
FID BOND MM	10286	Fidelity Investments	09/22/2022	11,736,750.58	11,736,750.58	11,736,750.58	3.360	3.360	3.406		1
Subtotal and Average				11,736,750.58	11,736,750.58	11,736,750.58		3.360	3.407		1
Total Investments and Average				137,726,156.58	139,238,340.67	137,705,733.26		3.718	3.770		110

Fund BD 2018 CONS FD - Bond 2018 Construction Fund
Investments by Fund
April 30, 2026

CUSIP	Investment #	Issuer	Purchase Date	Book Value	Par Value	Market Value	Current Rate	YTM 360	YTM 365	Maturity Days To Date Maturity
Bank Accounts										
MB BD CON 2056	10242	Moody Bank	09/01/2022	0.00	0.00	0.00				1
Subtotal and Average				0.00	0.00	0.00		0.000	0.000	0
Total Investments and Average				0.00	0.00	0.00		0.000	0.000	0

Fund BD 2023 CONS FD - Bond 2023 Construction Fund

Investments by Fund

April 30, 2026

CUSIP	Investment #	Issuer	Purchase Date	Book Value	Par Value	Market Value	Current Rate	YTM 360	YTM 365	Maturity Days To Date Maturity
Investment Pools										
TX BD 2023	10291	Texas Class	05/03/2023	0.00	0.00	0.00				1
Subtotal and Average				0.00	0.00	0.00		0.000	0.000	0
Bank Accounts										
MB 23 BND 5610	10292	Moody Bank	05/23/2023	0.00	0.00	0.00				1
Subtotal and Average				0.00	0.00	0.00		0.000	0.000	0
Total Investments and Average				0.00	0.00	0.00		0.000	0.000	0

Fund MPAC - MOODY PERF ARTS CENTER
Investments by Fund
April 30, 2026

CUSIP	Investment #	Issuer	Purchase Date	Book Value	Par Value	Market Value	Current Rate	YTM 360	YTM 365	Maturity Days To Date Maturity
Investment Pools										
TX MPAC-0008	10324	Texas Class	05/09/2025	4,777,706.75	4,777,706.75	4,777,706.75	3.775	3.722	3.774	1
Subtotal and Average				4,777,706.75	4,777,706.75	4,777,706.75		3.723	3.775	1
Total Investments and Average				4,777,706.75	4,777,706.75	4,777,706.75		3.723	3.775	1

Fund BLDG FD - Building Proceed Funds
Investments by Fund
April 30, 2026

CUSIP	Investment #	Issuer	Purchase Date	Book Value	Par Value	Market Value	Current Rate	YTM 360	YTM 365	Maturity Days To Date Maturity
Investment Pools										
TX BLDG PROC FD	10330	Texas Class	09/19/2025	5,120,942.91	5,120,942.91	5,120,942.91	3.775	3.722	3.774	1
Subtotal and Average				5,120,942.91	5,120,942.91	5,120,942.91		3.723	3.775	1
Total Investments and Average				5,120,942.91	5,120,942.91	5,120,942.91		3.723	3.775	1



**Galveston ISD
Summary by Type
April 30, 2026
Grouped by Fund**

HUB Investment Partners LLC
900 S Capital of Texas Hwy
350
Austin, TX 78746
(512)600-5200

Security Type	Number of Investments	Par Value	Book Value	% of Portfolio	Average YTM 365	Average Days to Maturity
Fund: Bond 2018 Construction Fund						
Bank Accounts	1	0.00	0.00	0.00	0.000	0
Subtotal	1	0.00	0.00	0.00	0.000	0
Fund: Bond 2022 Construction Fund						
Money Market Accounts	1	11,736,750.58	11,736,750.58	4.46	3.407	1
Bank Accounts	1	881,904.13	881,904.13	0.34	0.050	1
Investment Pools	2	35,522,685.96	35,522,685.96	13.50	3.775	1
Treasury Discounts -Amortizing	9	91,097,000.00	89,584,815.91	34.05	3.852	169
Subtotal	13	139,238,340.67	137,726,156.58	52.35	3.770	110
Fund: Bond 2023 Construction Fund						
Investment Pools	1	0.00	0.00	0.00	0.000	0
Bank Accounts	1	0.00	0.00	0.00	0.000	0
Subtotal	2	0.00	0.00	0.00	0.000	0
Fund: Building Proceed Funds						
Investment Pools	1	5,120,942.91	5,120,942.91	1.95	3.775	1
Subtotal	1	5,120,942.91	5,120,942.91	1.95	3.775	1
Fund: Child Nutrition						
Investment Pools	2	4,680,865.37	4,680,865.37	1.78	3.754	1
Bank Accounts	1	349,677.14	349,677.14	0.13	0.050	1
Subtotal	3	5,030,542.51	5,030,542.51	1.91	3.497	1
Fund: Interest & Sinking						
Bank Accounts	1	2,049,226.98	2,049,226.98	0.78	0.050	1
Money Market Accounts	1	1,187,493.71	1,187,493.71	0.45	3.184	1
Investment Pools	2	8,827,188.63	8,827,188.63	3.35	3.771	1
Subtotal	4	12,063,909.32	12,063,909.32	4.58	3.081	1
Fund: General Operating						

**Galveston ISD
Summary by Type
April 30, 2026
Grouped by Fund**

Security Type	Number of Investments	Par Value	Book Value	% of Portfolio	Average YTM 365	Average Days to Maturity
Fund: General Operating						
Investment Pools	2	83,532,438.98	83,532,438.98	31.75	3.757	1
Bank Accounts	3	13,989,090.19	13,989,090.19	5.32	3.225	1
Subtotal	5	97,521,529.17	97,521,529.17	37.07	3.681	1
Fund: MOODY PERF ARTS CENTER						
Investment Pools	1	4,777,706.75	4,777,706.75	1.82	3.775	1
Subtotal	1	4,777,706.75	4,777,706.75	1.82	3.775	1
Fund: Student Activity						
Investment Pools	1	489,608.33	489,608.33	0.19	3.775	1
Bank Accounts	1	392,777.35	392,777.35	0.15	0.050	1
Subtotal	2	882,385.68	882,385.68	0.34	2.117	1
Total and Average	32	264,635,357.01	263,123,172.92	100.00	3.695	58



Galveston ISD
Cash Reconciliation Report
For the Period April 1, 2026 - April 30, 2026
Grouped by Fund

HUB Investment Partners LLC
 900 S Capital of Texas Hwy
 350
 Austin, TX 78746
 (512)600-5200

Trans. Date	Investment #	Fund	Trans. Type	Security ID	Par Value	Security Description	Maturity Date	Purchases	Interest	Redemptions	Cash
Bond 2022 Construction Fund											
04/16/2026	10319	BD 2022	Maturity	912797QD2	11,680,000.00	USTR 11.7M 3.79% Mat. 04/16/2026	04/16/2026	0.00	0.00	11,680,000.00	11,680,000.00
Subtotal								0.00	0.00	11,680,000.00	11,680,000.00
Total								0.00	0.00	11,680,000.00	11,680,000.00



Galveston ISD
Maturity Report
Sorted by Maturity Date
Amounts due during April 1, 2026 - April 30, 2026

HUB Investment Partners LLC
900 S Capital of Texas Hwy
350
Austin, TX 78746
(512)600-5200

CUSIP	Investment #	Fund	Sec. Type	Issuer	Par Value	Maturity Date	Purchase Date	Rate at Maturity	Book Value at Maturity	Interest	Maturity Proceeds	Net Income
912797QD2	10319	BD 2022	ATD	USTR	11,680,000.00	04/16/2026	04/21/2025	3.791	11,680,000.00	0.00	11,680,000.00	0.00
Total Maturities					11,680,000.00				11,680,000.00	0.00	11,680,000.00	0.00



Galveston ISD
Interest Earnings
Sorted by Fund - Maturity Date
April 1, 2026 - April 30, 2026
Yield on Beginning Book Value

HUB Investment Partners LLC
 900 S Capital of Texas Hwy
 350
 Austin, TX 78746
 (512)600-5200

CUSIP	Investment #	Fund	Security Type	Ending Par Value	Beginning Book Value	Ending Book Value	Maturity Date	Current Rate	Annualized Yield	Adjusted Interest Earnings			
										Interest Earned	Amortization/ Accretion	Adjusted Interest Earnings	
Fund: Bond 2022 Construction Fund													
TX BD 2022	10284	BD 2022	RRP	35,522,685.96	24,659,200.56	35,522,685.96		3.775	5.599	113,485.40	0.00	113,485.40	
FID BOND MM	10286	BD 2022	RR3	11,736,750.58	16,039,038.38	11,736,750.58		3.360	1.345	17,727.20	0.00	17,727.20	
MB BD CON 2022	10287	BD 2022	RR2	881,904.13	459,044.21	881,904.13		0.050	0.183	69.11	0.00	69.11	
912797QD2	10319	BD 2022	ATD	0.00	11,661,551.30	0.00	04/16/2026	3.791	3.850	0.00	18,448.70	18,448.70	
912797QN0	10320	BD 2022	ATD	10,400,000.00	10,351,183.06	10,385,241.39	05/14/2026	3.930	4.003	0.00	34,058.33	34,058.33	
912797QX8	10325	BD 2022	ATD	11,370,000.00	11,284,191.34	11,320,448.52	06/11/2026	3.827	3.909	0.00	36,257.18	36,257.18	
912797RF6	10326	BD 2022	ATD	15,925,000.00	15,754,449.33	15,806,131.35	07/09/2026	3.895	3.991	0.00	51,682.02	51,682.02	
912797RF6	10327	BD 2022	ATD	497,000.00	491,830.23	493,396.83	07/09/2026	3.787	3.875	0.00	1,566.60	1,566.60	
912797RS8	10328	BD 2022	ATD	5,248,000.00	5,169,261.04	5,184,500.84	09/03/2026	3.485	3.587	0.00	15,239.80	15,239.80	
912797SK4	10331	BD 2022	ATD	7,257,000.00	7,106,015.72	7,127,482.68	10/29/2026	3.550	3.675	0.00	21,466.96	21,466.96	
912797TC1	10332	BD 2022	ATD	7,250,000.00	7,067,183.12	7,087,724.34	12/24/2026	3.400	3.536	0.00	20,541.22	20,541.22	
912797TV9	10333	BD 2022	ATD	20,700,000.00	20,071,803.37	20,130,149.81	02/18/2027	3.382	3.537	0.00	58,346.44	58,346.44	
912797UD7	10334	BD 2022	ATD	12,450,000.00	12,012,332.69	12,049,740.15	03/18/2027	3.606	3.789	0.00	37,407.46	37,407.46	
Subtotal				139,238,340.67	142,127,084.35	137,726,156.58				3.805	131,281.71	295,014.71	426,296.42
Fund: Building Proceed Funds													
TX BLDG PROC FD	10330	BLDG FD	RRP	5,120,942.91	5,105,081.57	5,120,942.91		3.775	3.780	15,861.34	0.00	15,861.34	
Subtotal				5,120,942.91	5,105,081.57	5,120,942.91				3.780	15,861.34	0.00	15,861.34
Fund: Child Nutrition													
TX DLY 1227-08	10235	CN	RRP	840,544.17	838,024.54	840,544.17		3.660	3.658	2,519.63	0.00	2,519.63	
MB CN 7619	10245	CN	RR2	349,677.14	375,671.14	349,677.14		0.050	0.037	11.33	0.00	11.33	
TX CNS-0005	10282	CN	RRP	3,840,321.20	3,682,961.05	3,840,321.20		3.775	3.801	11,505.60	0.00	11,505.60	
Subtotal				5,030,542.51	4,896,656.73	5,030,542.51				3.488	14,036.56	0.00	14,036.56
Fund: Interest & Sinking													
TX DLY 1227-04	10232	DS	RRP	247,774.99	247,032.26	247,774.99		3.660	3.658	742.73	0.00	742.73	
TX DEBT-0002	10238	DS	RRP	8,579,413.64	8,308,233.51	8,579,413.64		3.775	3.851	26,300.48	0.00	26,300.48	
MB DS 2049	10243	DS	RR2	2,049,226.98	2,049,142.77	2,049,226.98		0.050	0.050	84.21	0.00	84.21	
MB DS MM 7635	10244	DS	RR3	1,187,493.71	1,184,436.89	1,187,493.71		3.140	3.140	3,056.82	0.00	3,056.82	
Subtotal				12,063,909.32	11,788,845.43	12,063,909.32				3.115	30,184.24	0.00	30,184.24

Galveston ISD
Interest Earnings
April -1, 2026 - April 30, 2026

CUSIP	Investment #	Fund	Security Type	Ending Par Value	Beginning Book Value	Ending Book Value	Maturity Date	Current Rate	Adjusted Interest Earnings			
									Annualized Yield	Interest Earned	Amortization/ Accretion	Adjusted Interest Earnings
Fund: General Operating												
TX DLY 1227-02	10231	GEN OP	RRP	12,835,829.28	12,797,352.41	12,835,829.28		3.660	3.658	38,476.87	0.00	38,476.87
TX GEN-0001	10237	GEN OP	RRP	70,696,609.70	75,453,300.92	70,696,609.70		3.775	3.633	225,320.03	0.00	225,320.03
MB GEN 7601	10246	GEN OP	RR2	2,392,381.02	2,406,426.46	2,392,381.02		0.050	0.051	101.57	0.00	101.57
MB GEN 0616	10293	GEN OP	RR2	11,595,662.99	11,558,801.50	11,595,662.99		3.880	3.880	36,861.49	0.00	36,861.49
MB SCH CSH 1600	10305	GEN OP	RR2	1,046.18	71.41	1,046.18		0.050	0.682	0.04	0.00	0.04
			Subtotal	97,521,529.17	102,215,952.70	97,521,529.17			3.580	300,760.00	0.00	300,760.00
Fund: MOODY PERF ARTS CENTER												
TX MPAC-0008	10324	MPAC	RRP	4,777,706.75	4,762,908.53	4,777,706.75		3.775	3.780	14,798.22	0.00	14,798.22
			Subtotal	4,777,706.75	4,762,908.53	4,777,706.75			3.780	14,798.22	0.00	14,798.22
Fund: Student Activity												
TX ACT-0004	10240	STUACT	RRP	489,608.33	488,091.86	489,608.33		3.775	3.780	1,516.47	0.00	1,516.47
MB ACT 7627	10241	STUACT	RR2	392,777.35	326,554.49	392,777.35		0.050	0.055	14.77	0.00	14.77
			Subtotal	882,385.68	814,646.35	882,385.68			2.287	1,531.24	0.00	1,531.24
			Total	264,635,357.01	271,711,175.66	263,123,172.92			3.677	508,453.31	295,014.71	803,468.02



Galveston ISD
Amortization Schedule
April 1, 2026 - April 30, 2026
Sorted By Fund - Maturity Date

HUB Investment Partners LLC
 900 S Capital of Texas Hwy
 350
 Austin, TX 78746
 (512)600-5200

Investment #	Maturity Date	Beginning Par Value				Amounts Amortized				
Issuer	Fund	Amort. Date	Current Rate	Purchase Principal	Original Premium or Discount	Ending Book Value	And Unamortized As of 04/01/2026	Amount Amortized This Period	Amt Amortized Through 04/30/2026	Amount Unamortized Through 04/30/2026
Bond 2022 Construction Fund										
10319	BD 2022	04/16/2026	11,680,000.00	11,237,231.20	-442,768.80	0.00	424,320.10	18,448.70	442,768.80	0.00
US Treasury			3.791				-18,448.70			
10320	BD 2022	05/14/2026	10,400,000.00	9,991,300.00	-408,700.00	10,385,241.39	359,883.06	34,058.33	393,941.39	-14,758.61
US Treasury			3.930				-48,816.94			
10325	BD 2022	06/11/2026	11,370,000.00	10,955,459.57	-414,540.43	11,320,448.52	328,731.77	36,257.18	364,988.95	-49,551.48
US Treasury			3.827				-85,808.66			
10326	BD 2022	07/09/2026	15,925,000.00	15,299,647.53	-625,352.47	15,806,131.35	454,801.80	51,682.02	506,483.82	-118,868.65
US Treasury			3.895				-170,550.67			
10327	BD 2022	07/09/2026	497,000.00	480,080.75	-16,919.25	493,396.83	11,749.48	1,566.60	13,316.08	-3,603.17
US Treasury			3.787				-5,169.77			
10328	BD 2022	09/03/2026	5,248,000.00	5,069,186.37	-178,813.63	5,184,500.84	100,074.67	15,239.80	115,314.47	-63,499.16
US Treasury			3.485				-78,738.96			
10331	BD 2022	10/29/2026	7,257,000.00	6,999,396.49	-257,603.51	7,127,482.68	106,619.23	21,466.96	128,086.19	-129,517.32
US Treasury			3.550				-150,984.28			
10332	BD 2022	12/24/2026	7,250,000.00	7,001,451.21	-248,548.79	7,087,724.34	65,731.91	20,541.22	86,273.13	-162,275.66
US Treasury			3.400				-182,816.88			
10333	BD 2022	02/18/2027	20,700,000.00	20,005,677.41	-694,322.59	20,130,149.81	66,125.96	58,346.44	124,472.40	-569,850.19
US Treasury			3.382				-628,196.63			
10334	BD 2022	03/18/2027	12,450,000.00	12,004,851.20	-445,148.80	12,049,740.15	7,481.49	37,407.46	44,888.95	-400,259.85
US Treasury			3.606				-437,667.31			
			Subtotal	99,044,281.73	-3,732,718.27	89,584,815.91	1,925,519.47	295,014.71	2,220,534.18	-1,512,184.09
							-1,807,198.80			
			Total	99,044,281.73	-3,732,718.27	89,584,815.91	1,925,519.47	295,014.71	2,220,534.18	-1,512,184.09
							-1,807,198.80			



Galveston ISD
Accrued Interest
Sorted by Fund - Maturity Date
April 1, 2026 - April 30, 2026

HUB Investment Partners LLC
 900 S Capital of Texas Hwy
 350
 Austin, TX 78746
 (512)600-5200

CUSIP	Investment #	Security Type	Par Value	Maturity Date	Current Rate	* Beginning Accrued Interest	Adjusted Acc'd Int. at Purchase During Period	Interest Earned	Interest Received	* Ending Accrued Interest
Bond 2018 Construction Fund										
MB BD CON 2056	10242	RR2	0.00			0.00	0.00	0.00	0.00	0.00
		Subtotal	0.00			0.00	0.00	0.00	0.00	0.00
Bond 2022 Construction Fund										
TX BD 2022	10284	RRP	35,522,685.96		3.775	0.00	0.00	113,485.40	113,485.40	0.00
TX DLY 1227-05	10233	RRP	0.00			0.00	0.00	0.00	0.00	0.00
MB BD CON 2022	10287	RR2	881,904.13		0.050	0.00	0.00	69.11	69.11	0.00
FID BOND MM	10286	RR3	11,736,750.58		3.360	0.00	0.00	17,727.20	17,727.20	0.00
912797QD2	10319	ATD	0.00	04/16/2026	3.791	0.00	0.00	0.00	0.00	0.00
912797QN0	10320	ATD	10,400,000.00	05/14/2026	3.930	0.00	0.00	0.00	0.00	0.00
912797QX8	10325	ATD	11,370,000.00	06/11/2026	3.827	0.00	0.00	0.00	0.00	0.00
912797RF6	10326	ATD	15,925,000.00	07/09/2026	3.895	0.00	0.00	0.00	0.00	0.00
912797RF6	10327	ATD	497,000.00	07/09/2026	3.787	0.00	0.00	0.00	0.00	0.00
912797RS8	10328	ATD	5,248,000.00	09/03/2026	3.485	0.00	0.00	0.00	0.00	0.00
912797SK4	10331	ATD	7,257,000.00	10/29/2026	3.550	0.00	0.00	0.00	0.00	0.00
912797TC1	10332	ATD	7,250,000.00	12/24/2026	3.400	0.00	0.00	0.00	0.00	0.00
912797TV9	10333	ATD	20,700,000.00	02/18/2027	3.382	0.00	0.00	0.00	0.00	0.00
912797UD7	10334	ATD	12,450,000.00	03/18/2027	3.606	0.00	0.00	0.00	0.00	0.00
		Subtotal	139,238,340.67			0.00	0.00	131,281.71	131,281.71	0.00
Bond 2023 Construction Fund										
TX BD 2023	10291	RRP	0.00			0.00	0.00	0.00	0.00	0.00
MB 23 BND 5610	10292	RR2	0.00			0.00	0.00	0.00	0.00	0.00
		Subtotal	0.00			0.00	0.00	0.00	0.00	0.00
Building Proceed Funds										
TX BLDG PROC FD	10330	RRP	5,120,942.91		3.775	0.00	0.00	15,861.34	15,861.34	0.00
		Subtotal	5,120,942.91			0.00	0.00	15,861.34	15,861.34	0.00
Child Nutrition										
TX CNS-0005	10282	RRP	3,840,321.20		3.775	0.00	0.00	11,505.60	11,505.60	0.00
TX DLY 1227-08	10235	RRP	840,544.17		3.660	0.00	0.00	2,519.63	2,519.63	0.00
MB CN 7619	10245	RR2	349,677.14		0.050	0.00	0.00	11.33	11.33	0.00
		Subtotal	5,030,542.51			0.00	0.00	14,036.56	14,036.56	0.00
Interest & Sinking										
TX DEBT-0002	10238	RRP	8,579,413.64		3.775	0.00	0.00	26,300.48	26,300.48	0.00

* Beginning Accrued may not include investments that redeemed in the previous month that had outstanding accrued interest. Ending Accrued includes outstanding purchase interest.

Galveston ISD
Accrued Interest
Sorted by Fund - Maturity Date

CUSIP	Investment #	Security Type	Par Value	Maturity Date	Current Rate	* Beginning Accrued Interest	Adjusted Acc'd Int. at Purchase During Period	Interest Earned	Interest Received	* Ending Accrued Interest
Interest & Sinking										
TX DLY 1227-04	10232	RRP	247,774.99		3.660	0.00	0.00	742.73	742.73	0.00
MB DS 2049	10243	RR2	2,049,226.98		0.050	0.00	0.00	84.21	84.21	0.00
MB DS MM 7635	10244	RR3	1,187,493.71		3.140	0.00	0.00	3,056.82	3,056.82	0.00
		Subtotal	12,063,909.32			0.00	0.00	30,184.24	30,184.24	0.00
General Operating										
TX GEN-0001	10237	RRP	70,696,609.70		3.775	0.00	0.00	225,320.03	225,320.03	0.00
TX DLY 1227-02	10231	RRP	12,835,829.28		3.660	0.00	0.00	38,476.87	38,476.87	0.00
MB GEN 7601	10246	RR2	2,392,381.02		0.050	0.00	0.00	101.57	101.57	0.00
MB GEN 0616	10293	RR2	11,595,662.99		3.880	0.00	0.00	36,861.49	36,861.49	0.00
MB SCH CSH 1600	10305	RR2	1,046.18		0.050	0.00	0.00	0.04	0.04	0.00
		Subtotal	97,521,529.17			0.00	0.00	300,760.00	300,760.00	0.00
MOODY PERF ARTS CENTER										
TX MPAC-0008	10324	RRP	4,777,706.75		3.775	0.00	0.00	14,798.22	14,798.22	0.00
		Subtotal	4,777,706.75			0.00	0.00	14,798.22	14,798.22	0.00
Student Activity										
TX ACT-0004	10240	RRP	489,608.33		3.775	0.00	0.00	1,516.47	1,516.47	0.00
MB ACT 7627	10241	RR2	392,777.35		0.050	0.00	0.00	14.77	14.77	0.00
		Subtotal	882,385.68			0.00	0.00	1,531.24	1,531.24	0.00
		Total	264,635,357.01			0.00	0.00	508,453.31	508,453.31	0.00

* Beginning Accrued may not include investments that redeemed in the previous month that had outstanding accrued interest. Ending Accrued includes outstanding purchase interest.



Galveston ISD
Inventory by Maturity Report
April 30, 2026

HUB Investment Partners LLC
 900 S Capital of Texas Hwy
 350
 Austin, TX 78746
 (512)600-5200

CUSIP	Investment #	Fund	Sec. Type	Issuer	Purchase Date	Book Value	Current Rate	Maturity/Call Date	Maturity Amount	Total Days	Par Value	YTM/YTC		Days to Mat./Call
												360	365	
912797QN0	10320	BD 2022	ATD	US Treasury	05/19/2025	10,385,241.39	3.930	05/14/2026	10,400,000.00	360	10,400,000.00	4.106	4.163	13
912797QX8	10325	BD 2022	ATD	US Treasury	07/03/2025	11,320,448.52	3.827	06/11/2026	11,370,000.00	343	11,370,000.00	3.990	4.045	41
912797RF6	10326	BD 2022	ATD	US Treasury	07/11/2025	15,806,131.35	3.895	07/09/2026	15,925,000.00	363	15,925,000.00	4.069	4.125	69
912797RF6	10327	BD 2022	ATD	US Treasury	08/19/2025	493,396.83	3.787	07/09/2026	497,000.00	324	497,000.00	3.941	3.996	69
912797RS8	10328	BD 2022	ATD	US Treasury	09/16/2025	5,184,500.84	3.485	09/03/2026	5,248,000.00	352	5,248,000.00	3.626	3.677	125
912797SK4	10331	BD 2022	ATD	US Treasury	11/03/2025	7,127,482.68	3.550	10/29/2026	7,257,000.00	360	7,257,000.00	3.698	3.749	181
912797TC1	10332	BD 2022	ATD	US Treasury	12/26/2025	7,087,724.34	3.400	12/24/2026	7,250,000.00	363	7,250,000.00	3.539	3.588	237
912797TV9	10333	BD 2022	ATD	US Treasury	02/26/2026	20,130,149.81	3.382	02/18/2027	20,700,000.00	357	20,700,000.00	3.518	3.567	293
912797UD7	10334	BD 2022	ATD	US Treasury	03/26/2026	12,049,740.15	3.606	03/18/2027	12,450,000.00	357	12,450,000.00	3.757	3.809	321
Subtotal and Average						89,584,815.91			91,097,000.00		91,097,000.00	3.800	3.852	168
Net Maturities and Average						89,584,815.91			91,097,000.00		91,097,000.00	3.800	3.852	168



Galveston ISD
Projected Cashflow Report
Sorted by Monthly
For the Period May 1, 2026 - October 31, 2026

HUB Investment Partners LLC
 900 S Capital of Texas Hwy
 350
 Austin, TX 78746
 (512)600-5200

Projected Trans. Date	Investment #	Fund	Security ID	Transaction Type	Issuer	Par Value	Original Cost	Principal	Interest	Total
May 2026										
05/14/2026	10320	BD 2022	912797QN0	Maturity	US Treasury	10,400,000.00	9,991,280.00	10,400,000.00	0.00	10,400,000.00
Total for May 2026						10,400,000.00	9,991,280.00	10,400,000.00	0.00	10,400,000.00
June 2026										
06/11/2026	10325	BD 2022	912797QX8	Maturity	US Treasury	11,370,000.00	10,955,439.57	11,370,000.00	0.00	11,370,000.00
Total for June 2026						11,370,000.00	10,955,439.57	11,370,000.00	0.00	11,370,000.00
July 2026										
07/09/2026	10326	BD 2022	912797RF6	Maturity	US Treasury	15,925,000.00	15,299,627.53	15,925,000.00	0.00	15,925,000.00
07/09/2026	10327	BD 2022	912797RF6	Maturity	US Treasury	497,000.00	480,060.75	497,000.00	0.00	497,000.00
Total for July 2026						16,422,000.00	15,779,688.28	16,422,000.00	0.00	16,422,000.00
September 2026										
09/03/2026	10328	BD 2022	912797RS8	Maturity	US Treasury	5,248,000.00	5,069,166.37	5,248,000.00	0.00	5,248,000.00
Total for September 2026						5,248,000.00	5,069,166.37	5,248,000.00	0.00	5,248,000.00
October 2026										
10/29/2026	10331	BD 2022	912797SK4	Maturity	US Treasury	7,257,000.00	6,999,376.49	7,257,000.00	0.00	7,257,000.00
Total for October 2026						7,257,000.00	6,999,376.49	7,257,000.00	0.00	7,257,000.00
GRAND TOTALS:						50,697,000.00	48,794,950.71	50,697,000.00	0.00	50,697,000.00

GLOSSARY

PAR VALUE	The face value of investment.
MARKET VALUE	The face value multiplied by the market price. It is the last reported price from the report date.
BOOK VALUE	The cost of a bond, plus or minus adjustments for purchase discount or premium adjustments.
AMORTIZATION/ACCRETION	Amortization (accretion) is the process of reducing (increasing) the original cost of the investment on a daily basis in order to equal par value at maturity. Amortization calculations vary by investment type and the basis associated with the type of investment.
SECURITY TYPE DEFINITIONS	Security types are broad category of investments with similar characteristics and risk features such as agency securities, corporate bonds, municipal bonds, and money markets. Codes within the system are utilized to make calculations based on the underlying security. Security type labels are customizable.
CPI	TexasTERM
ACP	Commercial Paper Discounted - Amortizing
MC1	Municipal Bonds
RR3	Money Market Accounts
PA1	Passbook/Checking Accounts
RRP	Investment Pools
TRC	Treasury Coupon Securities
PURCHASE PRINCIPAL	The original cost of the bond. Par value multiplied by purchase price.
PREMIUM/DISCOUNT	A bond with price below 100 is discount. A bond with price above 100 is premium.
ADJUSTED INTEREST EARNINGS	Net between interest earned and amortization/accretion adjustments within a report period.
EFFECTIVE RATE OF RETURN	Interest earnings adjusted for amortization of premiums and accretion for discounts plus any realized gain or loss divided by the average daily balance of the portfolio divided by 365 and then multiplied by the actual days in the report period.
YIELD TO MATURITY	The yield of an investment as of the purchase date assuming that the bond is held to maturity.
YTM 360	The yield is based on a hypothetical year that has only 360 days.
YTM 365	The yield is based on a 365-day year.
REMAINING COST	The original cost of an investment taking into consideration any partial sales or redemptions for the par value that remains.
STATED RATE	Coupon rate (yield the bond paid on its issue date).
CURRENT RATE	A bond's annual return based on its annual coupon payments and current price (as opposed to its original price or face).

Statement Disclosures

The information provided in this report was created by HUB Investment Partners utilizing data from your custodian that is considered reliable. HUB Investment Partners is relying on the information provided by your custodian; HUB Investment Partners has not audited or otherwise verified the accuracy of the methodology, calculations, or information in this report. As a result, the methodology, calculations, and information presented in the report are not guaranteed by HUB Investment Partners.

HUB Investment Partners is independent of your custodian.

You should consider the account statements received directly from your account custodian as the prevailing document for your account. Please review the information contained on this statement against the statement provided to you from the account custodian or product sponsor. The reported value on your account statement you received from the account custodian may differ from the reported value on this quarterly statement due to a variety of factors including the treatment of accrued income and dividends, rounding and other considerations. If there is any unexplained discrepancy between this statement and the account statement you received from the account custodian, please immediately contact HUB Investment Partners and/or your account custodian. Discrepancies should be reported to HUB Investment Partners via telephone at 512-600-5268.

The account portfolio or assets in the account are valued at the starting and ending points of the period. Cash flows are included in the calculation based on when they occurred during the period.

Performance data quoted represents past performance and does not guarantee future results. The investment return and principal of an investment will fluctuate so that an investor's shares when redeemed may be worth more or less than their original cost. All investments have investment risks such as fluctuation in investment principal including the complete loss of principal invested. The values represented in the report may not reflect the original cost of a client's initial investment. HUB Investment Partners standard reporting does not reflect reinvestment of dividends and other earnings in the performance numbers, unless the account holder specifically asks for inclusion of such earnings. Performance report calculations and figures should not be relied upon for tax purposes.

If you have any changes in your financial situation, risk tolerance, investment objectives or if you wish to impose or modify any reasonable restrictions on the management of your account(s), please contact HUB Investment Partners immediately. Also, please contact us if you would like a current copy of our Disclosure Document, which includes a description of the advisory services we offer.

This material is not intended to present an opinion on legal or tax matters. Please consult with your attorney or tax advisor and compare this document to your custodial statement for accuracy, as applicable.

GALVESTON ISD
TAX COLLECTIONS BY FUND
AS OF 4/30/26

FUND	FUND	OBJ	OBJ	Revised Budget 2025-2026	FYTD Activity 2025-2026	April 2025-2026 Monthly Activity	2025-26 FYTD (UNDER)/Over Budget
199	GENERAL FUND	5711	TAXES-CURRENT YEAR	\$ 90,788,080	\$ 84,677,727	\$ 827,420	\$ (6,110,353)
199	GENERAL FUND	5712	TAXES-DELINQUENT	\$ 1,207,481	\$ 1,085,351	\$ 78,031	\$ (122,130)
199	GENERAL FUND	5719	PENALTY/INT/OTHER TAX REVENUE	\$ 1,015,000	\$ 814,406	\$ 110,108	\$ (200,594)
FUND TOTAL				\$ 93,010,561	\$ 86,577,484	\$ 1,015,558	\$ (6,433,077)
YTD AS A % OF BUDGET				93.1%			

FUND	FUND	OBJ	OBJ	Revised Budget 2025-2026	FYTD Activity 2025-2026	April 2025-2026 Monthly Activity	2025-26 FYTD (UNDER)/Over Budget
599	DEBT SERVICE FUND	5711	TAXES-CURRENT YEAR	\$ 22,076,700	\$ 20,590,099	\$ 201,201	\$ (1,486,601)
599	DEBT SERVICE FUND	5712	TAXES-DELINQUENT	\$ 293,620	\$ 242,883	\$ 17,991	\$ (50,737)
599	DEBT SERVICE FUND	5719	PENALTY/INT/OTHER TAX REVENUE	\$ 125,000	\$ 181,012	\$ 25,687	\$ 56,012
FUND TOTAL				\$ 22,495,320	\$ 21,013,994	\$ 244,880	\$ (1,481,326)
YTD AS A % OF BUDGET				93.4%			

Galveston Independent School District
Bond 2022/2023 Construction Expenditures
As of April 30, 2026

Original Allocation

Revised Allocation

Bond Propositions	Voter Approved				Revised Allocation			
	Amount Authorized	Bond Sale #1 August 30, 2022	Bond Sale #2 May 3, 2023		Bond Sale #1 August 30, 2022	Bond Sale 1 Int %	Bond Sale #2 May 3, 2023	Bond Sale 2 Int %
A Ball HS	\$ 229,973,721	\$ 170,472,069	\$ 59,501,652	NBH	\$ 169,344,287	67.74%	\$ 60,629,434	93.56%
A Transportation	\$ 2,820,186	\$ 1,849,855	\$ 970,331	VEH	\$ 2,820,186	1.13%	\$ -	
A Bond Resolutions	\$ 1,061,093	\$ 1,061,093	\$ -	BOND RES	\$ 1,061,093	0.42%	\$ -	
B Natatorium at BHS	\$ 15,980,000	\$ 11,825,089	\$ 4,154,911	NNT	\$ 15,980,000	6.39%	\$ -	
C MS Renovation at Central MS	\$ 8,513,236	\$ 8,513,236	\$ -	CMS	\$ 8,456,938	3.38%	\$ -	
C MS Renovation at Weis	\$ 18,746,764	\$ 18,745,885	\$ 879	WMS	\$ 18,212,242	7.28%	\$ 1,068,973	1.65%
C MS Renovation at Austin MS	\$ 8,900,000	\$ 8,727,773	\$ 172,227	AMS	\$ 8,421,846	3.37%	\$ -	
D Technology	\$ 4,535,000	\$ 4,535,000	\$ -	NTC	\$ 4,379,085	1.75%	\$ 155,915	0.24%
E Courville Stadium	\$ 24,270,000	\$ 24,270,000	\$ -	NCS	\$ 21,324,323	8.53%	\$ 2,945,678	4.55%
TOTAL BOND AMOUNT	\$ 314,800,000	\$ 250,000,000	\$ 64,800,000		\$ 250,000,000	100.00%	\$ 64,800,000	100.00%

Propositions Sum of Ball HS and Natatoric \$ 245,953,721
These project budgets have been combined as they will be bid as one.

Project Expenditures not budgeted \$ (5,658,280) Revised amt from reallocation
Bond Funds Interest Earned through Feb 2 \$ 8,877,022
Excess Interest Earned \$ 3,218,742

Interest is included in Balance

Object	Project Name	Prop Code	Description of Expenditure	Revised Bond 2022 Project Budget August 2024	Interest Earned on Bond	Bond Resolution FY21 & FY23	FY 2022	FY 2023	FY 2024	FY 2025	FY 2026	Encumbrances	Balance	Total Expenditures to Date	
6100s	New Ball High School	A	Executive Operations Director	240,000					123,772	126,169	86,360	0	(96,301)	336,301	
6619			Land	0					3,176,186	367	0	0	(3,176,553)	3,176,553	
6629			Construction	198,533,404	7,247,747			2,124,166	46,816,175	63,798,388	22,713,368	44,822,883	25,506,171	180,274,980	
6628			Architect Fees	14,348,058			162,960	6,991,320	1,283,935	3,322,245	1,583,543	4,336,166	(3,332,112)	17,601,169	
6626			Attorney Fees	300,000			19,244	136,032	453	621	0	0	143,650	156,350	
6625			Program Management Fees	2,108,280			66,064	141,898	442,972	507,356	707,489	2,256,128	(2,013,627)	4,121,907	
6627			Surveys, Testing and Reimb.	701,400				343,590	334,895	104,098	263,694	616,461	(961,338)	1,662,738	
6639			Furniture, Fixtures and Equipment	6,450,000				53,026	882	2,821	3,439,163	47,625	2,906,483	3,543,517	
6638			Technology	3,250,000					12,792	10,954	518,653	33,152	2,674,449	575,551	
				Bond Related Expenses					254,860		0	0		(254,860)	254,860
			TOTAL	225,931,142	7,247,747	0	248,268	9,790,032	52,446,923	67,873,019	29,312,270	52,112,415	21,395,962	211,782,927	
											159,670,512				
6629	Ball High School Natatorium	B	Construction	9,857,782	266,271			0	541		403,690	12,442,633	(2,722,811)	12,846,864	
6628			Architect Fees	3,000,000				467,858	244,449	(1,321)	42,849	2,035,116	211,049	2,788,951	
6626			Attorney Fees	5,000				930	0	0	0	0	4,070	930	
6625			Program Management Fees	5,000				674	350	0	0	0	3,976	1,024	
6627			Surveys, Testing and Reimb.	1,383,208				4,298	14,432	5,649	456	221,262	1,137,111	246,097	
6639			Furniture, Fixtures and Equipment	1,152,673				0	0	0	0	0	1,152,673	0	
6638			Technology	576,337				0	0	0	0	0	576,337	0	
				TOTAL	15,980,000	266,271	0	0	473,760	259,772	4,329	446,995	14,699,011	362,404	15,883,867
			TOTAL BHS & NATATORIUM	241,911,142	7,514,018	0	248,268	10,263,792	52,706,695	67,877,348	29,759,265	66,811,426	21,758,366	227,666,794	
6631	Transportation	A	Buses (13 total - 10 remaining)	1,651,161	46,992			451,854	59,900	1,285,580	0		(99,181)	1,797,334	
6631			White Fleet	1,075,712				185,765	607,595	310,665	4828	2,626		1,111,479	
6631			Police Vehicles	0				0	0	0	0	0	0	0	
6638			SMART-Tag Student Management Soft	93,313				0	0	0	0	0	0	93,313	
				TOTAL	2,820,186	46,992	0	0	637,619	667,495	1,596,245	4,828	2,626	(41,635)	2,908,813
	Bond Resolutions	A	Capital Expenditures in FY 2022												
			Pre-bond planning - VLK Achitects	178,000	0	178,000								0	178,000
			Parker Elementary HVAC	543,593		543,593								0	543,593
			200KW Generator for Admin Support (144,500		144,500								0	144,500
			Real Property - 4221 Ave. N 1/2	195,000		195,000								0	195,000
			TOTAL	1,061,093	0	1,061,093	0	0	0	0	0	0	0	1,061,093	

Galveston Independent School District
Bond 2022/2023 Construction Expenditures
Bond As of April 30, 2026

Object	Project Name	Prop Code	Description of Expenditure	Revised Bond 2022	Interest Earned on Bond	Resolution FY21 & FY23	FY 2022	FY 2023	FY 2024	FY 2025	FY 2026	Encumbrances	Balance	Total Expenditures
				Project Budget August 2024										
Middle Schools Renovations														
6629	Austin	C	Construction	7,870,418	140,331		0	2,197,993	871,889	20,250	44,512	4,876,105	3,134,644	
6628			Architect Fees	290,940			0	167,972	1,888	9,412	62,328	49,340	241,600	
6626			Attorney Fees	5,000			0	0		0	0	5,000	0	
6625			Program Management Fees	98,642			8,419	110,673	12,149	0	0	(32,599)	131,241	
6627			Surveys, Testing and Reimb.	35,000			5,800	30,889	18,636	1,488	0	(21,813)	56,813	
6639			Furniture, Fixtures and Equipment	300,000			0	166,477	63,583	7,232	3,694	59,014	240,986	
6638			Technology	300,000			0	25,433	20,407	7,006	0	247,154	52,845	
TOTAL MS Renovation at Austin				8,900,000	140,331	0	0	14,219	2,699,437	988,552	45,388	110,533	5,182,202	3,858,128
6629	Central	C	Construction	7,417,474	140,916		521,864	3,501,786	3,002,008	196,291	14,585	25,134	296,722	7,261,668
6628			Architect Fees	411,095				527,962	(172,259)	676	0	461,424	(406,707)	817,802
6626			Attorney Fees	0			0	0	0	0	0	0	0	
6625			Program Management Fees	194,724			68,565	133,808	9,371	0	0	(17,020)	211,744	
6627			Surveys, Testing and Reimb.	10,663			63	0	8,404	0	11,596	(10,000)	20,063	
6639			Furniture, Fixtures and Equipment	179,816			96,233	88,074	6,023	6,161	0	(16,675)	196,491	
6638			Technology	300,063			0	180	8,823	8,823	81,690	209,370	90,693	
Bond Resolutions - roof repairs								1,567,236			0	(1,567,236)	1,567,236	
TOTAL MS Renovation at Central				8,513,235	140,916	0	618,097	4,186,450	4,536,995	229,725	96,275	498,154	(1,511,546)	10,165,697
6629	Weis	C	Construction	11,771,571	381,132		1,005,172	5,516,903	1,019,755	121,817	9,044	4,480,011	7,672,691	
6628			Architect Fees	937,294			525,366	(81,652)	26,588	0	411,928	55,063	882,231	
6626			Attorney Fees	0			0	0	0	0	0	0	0	
6625			Program Management Fees	0			39,610	118,564	18,887	5,628	15,674	(198,363)	198,363	
6627			Surveys, Testing and Reimb.	313,310			3,800	63,684	1,400	9,880	26,341	208,205	105,105	
6639			Furniture, Fixtures and Equipment	1,093,510			38,548	335,362	39,475	47,486	0	632,639	460,871	
6638			Technology	781,079			0	68,073	150,632	236,715	10,475	315,184	465,895	
TOTAL MS Renovation at Weis				14,896,764	381,132	0	0	1,612,496	6,020,934	1,256,737	421,526	473,463	5,492,740	9,785,156
TOTAL Middle School Renovations				32,309,999	662,378	0	618,097	5,813,166	13,257,365	2,475,014	563,189	1,082,150	9,163,395	23,808,981
6629	TF to CMS	C	Construction (M31/M32)	0			216,062	(216,062)		11,262		(11,262)	11,262	
6629	Alamo		Technology	0			0	0		7,391	9,432	(16,823)	16,823	
6629	Burnet		Construction	0			0	2,540	30,339	20,562	1,382	(54,822)	44,822	
6629	MECC		Construction	0			0	18,980		66,948	0	(85,928)	85,928	
6629	Morgan		Construction	0			0	38,141		0	0	(38,141)	38,141	
6629	OPPE		Construction & Technology	0			0	74,337	2,013	0	2,253	(78,603)	78,603	
6629	Parker		Construction	0			0	15,553		29,444	3,880	(48,877)	48,877	
6629	Transportation Roof		Construction	850,000			0	0		716,922	34,319	98,759	751,241	
6629	Maintenance		Construction	0			0	0		7,050	0	0	7,050	
6629	Spoor Field		Construction	0			0	0	0	75,300	0	0	75,300	
6629	Alamo - Demolition		Construction	500,000			0	0		0	0	0	0	
6629	Annex - Remodel for DAEP		Construction	300,000			0	0		0	0	0	0	
TOTAL Misc/Elementary Renovations				1,650,000	0	0	0	216,062	(66,511)	32,352	934,879	51,266	(235,698)	1,168,048
6625	Technology	D	Program Management Fees	100,000	84,295		1,843	0			44,030	138,423	45,873	
6638			Hardware and Infrastructure	792,000			164,294	229,869	209,925	171,893	0	16,019	775,981	
6638			Classroom devices and audio	3,643,000			282,688	41,402	398,849	1,445,928	153,031	1,321,102	2,321,898	
Total Technology				4,535,000	84,295	0	0	448,825	271,271	608,774	1,617,821	197,061	1,475,544	3,143,751
6629	Courville Stadium	E	Design and Construction	23,288,391	569,339		50,000	18,002,823	3,093,803	2,261,995	659,990	79,951	24,148,562	24,148,562
6628			Architect Fees	221,400			0	219,000	15,900	40,675	18,364	20,000	313,939	
6626			Attorney Fees	20,000			4,185	2,022	11,646	0	0	0	17,853	
6625			Program Management Fees	757,524			0	453,228	244,060	75,152	53,715	13,369	839,524	
6627			Surveys, Testing and Reimb.	150,000			1,000	59,420	64,154	21,777	15,564	424	162,340	
6631			Vehicles > \$5K	11,110			0	11,110	0	0	0	0	11,110	
6639			Furniture, Fixtures and Equipment	226,000			0	75,867	142,704		39,560	0	258,131	
6638			Technology	30,517			0	24,000	11,032	47,380	14,961	0	97,373	
TOTAL				24,704,942	569,339	0	55,185	18,847,470	3,583,299	2,446,979	802,154	113,744	25,848,831	25,848,831
GRAND TOTALS				308,992,362	8,877,023	1,061,093	921,550	36,226,934	70,419,614	75,036,712	33,682,136	68,258,273	57,968,804	285,606,311

BOND 2022 & 2023 INTEREST

Galveston Independent School District
Bond 2022 & 2023 Interest Earnings
As of April 30, 2026

	Moody Bank 2022		Texas Class 2022		Moody Bank 2023		Texas Class 2023	
Total Interest Earned	Bond Constr	Bond Constr	Bond Constr	Bond Constr	Bond Constr	Bond Constr	Bond Constr	
Aug-22	\$ 32,755	\$ 32,755	\$ -	\$ -	\$ -	\$ -	\$ -	
Sep-22	\$ 402,692	\$ 8	\$ 402,684	\$ -	\$ -	\$ -	\$ -	
Oct-22	\$ 134,569	\$ 44	\$ 134,524	\$ -	\$ -	\$ -	\$ -	
Nov-22	\$ 149,647	\$ 67	\$ 149,580	\$ -	\$ -	\$ -	\$ -	
Dec-22	\$ 172,618	\$ 53	\$ 172,565	\$ -	\$ -	\$ -	\$ -	
Jan-23	\$ 180,790	\$ 48	\$ 180,743	\$ -	\$ -	\$ -	\$ -	
Feb-23	\$ 164,978	\$ 43	\$ 164,936	\$ -	\$ -	\$ -	\$ -	
Mar-23	\$ 177,198	\$ 92	\$ 177,106	\$ -	\$ -	\$ -	\$ -	
Apr-23	\$ 168,717	\$ 90	\$ 168,627	\$ -	\$ -	\$ -	\$ -	
May-23	\$ 431,487	\$ 76	\$ 168,125	\$ 38	\$ 263,247			
Jun-23	\$ 422,195	\$ 102	\$ 158,591	\$ 125	\$ 263,376			
Jul-23	\$ 413,532	\$ 168	\$ 142,117	\$ 130	\$ 271,117			
Aug-23	\$ 377,989	\$ 210	\$ 103,865	\$ 149	\$ 273,765			
Sep-23	\$ 360,650	\$ 160	\$ 92,637	\$ 126	\$ 267,727			
Oct-23	\$ 343,499	\$ 112	\$ 78,582	\$ 206	\$ 264,599			
Nov-23	\$ 307,557	\$ 55	\$ 75,347	\$ 234	\$ 231,920			
Dec-23	\$ 316,657	\$ 45	\$ 76,156	\$ 164	\$ 240,292			
Jan-24	\$ 313,233	\$ 41	\$ 73,860	\$ 82	\$ 239,250			
Feb-24	\$ 280,069	\$ 47	\$ 64,108	\$ 84	\$ 215,830			
Mar-24	\$ 281,237	\$ 61	\$ 59,879	\$ 73	\$ 221,225			
Apr-24	\$ 229,978	\$ 80	\$ 50,876	\$ 151	\$ 178,871			
May-24	\$ 182,286	\$ 93	\$ 47,478	\$ 106	\$ 134,609			
Jun-24	\$ 165,695	\$ 60	\$ 42,810	\$ 124	\$ 122,702			
Jul-24	\$ 151,217	\$ 62	\$ 37,928	\$ 45	\$ 113,183			
Aug-24	\$ 137,113	\$ 50	\$ 31,218	\$ 51	\$ 105,794			
Sep-24	\$ 118,128	\$ 111	\$ 42,358	\$ 120	\$ 75,539			
Oct-24	\$ 154,570	\$ 94	\$ 102,100	\$ 142	\$ 52,234			
Nov-24	\$ 162,952	\$ 79	\$ 131,542	\$ 68	\$ 31,263			
Dec-24	\$ 225,011	\$ 175	\$ 202,664	\$ 69	\$ 22,102			
Jan-25	\$ 246,566	\$ 105	\$ 233,495	\$ 31	\$ 12,935			
Feb-25	\$ 183,710	\$ 119	\$ 171,968	\$ 26	\$ 11,597			
Mar-25	\$ 185,414	\$ 120	\$ 172,542	\$ 27	\$ 12,725			
Apr-25	\$ 148,043	\$ 107	\$ 144,620	\$ 7	\$ 3,309			
May-25	\$ 140,072	\$ 100	\$ 139,968	\$ -	\$ 4			
Jun-25	\$ 133,317	\$ 71	\$ 133,246	\$ -	\$ -			
Jul-25	\$ 130,106	\$ 38	\$ 130,068	\$ -	\$ -			
Aug-25	\$ 123,585	\$ 55	\$ 123,530	\$ -	\$ -			
Sep-25	\$ 90,099	\$ 112	\$ 89,987	\$ -	\$ -			
Oct-25	\$ 87,124	\$ 57	\$ 87,068	\$ -	\$ -			
Nov-25	\$ 79,037	\$ 91	\$ 78,945	\$ -	\$ -			
Dec-25	\$ 51,776	\$ 171	\$ 51,605	\$ -	\$ -			
Jan-26	\$ 52,769	\$ 125	\$ 52,644	\$ -	\$ -			
Feb-26	\$ 69,982	\$ 58	\$ 69,923	\$ -	\$ -			
Mar-26	\$ 82,851	\$ 42	\$ 82,809	\$ -	\$ -			
Apr-26	\$ 113,555	\$ 69	\$ 113,485					
Total Interest Earned	\$ 8,877,022	\$ 36,519	\$ 5,208,910	\$ 2,378	\$ 3,629,215			

Total Interest by Bond

5,245,429

3,631,594

VENDOR	AMOUNT
GIA INSURANCE AGENCY, LLC	1,853,740.93
GLAZIER FOODS COMPANY	1,588,032.27
TRINITY CHARTER SCHOOLS	1,522,902.64
MOODY EARLY CHILDHOOD CENTER	1,182,800.00
GALVESTON COLLEGE	725,628.21
RELIANT ENERGY DEPT 0954	711,360.07
GALVESTON CENTRAL APPRAISAL DISTRICT	585,146.00
TASB RISK MGMT FUND PROPERTY CASUALTY	500,172.09
HILAND DAIRY FOODS COMPANY, LLC	274,914.20
CITY OF GALVESTON	246,349.60
AMAZON CAPITAL SERVICES	223,570.53
MANSFILED OIL COMPANY OF GAINESVILLE	215,347.59
HARDIES FRESH FOODS	208,671.36
SKYWARD, INC	188,146.00
EF FBO NATIONAL RECRUITING CONSULTANTS, CO	174,972.50
COBURN SUPPLY CO	123,908.14
KLEEN SUPPLY CO	118,416.59
TRIMARK USA, LLC	114,966.75
SEAGULL STUDENT SERVICES LLC	110,360.00
THOMPSON & HORTON LP	108,614.70
SNAP-ON INDUSTRIAL	106,949.15
REGION 4 EDUCATION SERVICE CENTER	102,004.43
CHALLENGE OFFICE PRODUCTS INC	97,284.21
TEEN HEALTH CENTER, INC	94,450.00
NANCY L FOREMAN & ASSOCIATES LLC	93,150.00
REPUBLIC SERVICES #853	91,779.17
AT&T	90,968.39
FRONTLINE TECHNOLOGIES GROUP LLC	86,841.29
TEXAS GAS SERVICE	85,130.14
GBCDHH	84,526.52
FUNCTION 4, LLC	83,832.39
HARRIS COUNTY DEPARTMENT OF EDUCATION	82,448.92
DELL MARKETING LP	81,720.75
KICKSTART KIDS	78,000.00
COMMUNITIES IN SCHOOLS OF GALVESTON COUNTY	75,500.00
FERGUSON ENTERPRISES, LLC	74,507.20
ENTERGY	73,698.24
GREATAMERICA FINANCIAL SERVICES CORPORATION	69,297.66
BSN SPORTS LLC	61,184.57
HOME DEPOT CREDIT SERVICES	57,917.68
LYDAY, TIFFANY	56,777.50
PERDUE BRANDON FIELDER COLLINS & MOTT LLP	55,618.00
NEUHAUS EDUCATION CENTER	55,225.00
PLAZA TOVAR, SANDRA	52,282.50
ACE MART RESTAURANT SUPPLY CO	51,078.57
CNC ROUTER AND PLASMA INC	50,124.00

VENDOR	AMOUNT
HANOVER RESEARCH	50,000.00
Total Vendors that exceed \$50K	12,820,316.45

VENDOR	AMOUNT
GILBANE BUILDING COMPANY	29,070,391.11
LONE STAR FURNISHINGS, LLC.	3,255,679.61
STUDIO RED ARCHITECTS, LP	1,204,202.81
CONNECTION PUBLIC SECTOR SOLUTIONS	1,102,009.00
M SCOTT CONSTRUCTION INC	738,191.13
ZERO SIX CONSULTING, LLC	524,185.99
PBK ARCHITECTS INC	431,365.05
AAR INCORPORATED	405,322.25
HOWARD IND., INC	317,729.00
COLTZER COMPANY, LLC	266,141.26
AUDIO ENHANCEMENT INC.	242,228.67
BROOME WELDING & MACHINE CO INC	233,879.00
CRESCENT ENGINEERING CO, INC.	232,030.57
BLUUM USA, INC.	217,683.30
SHI GOVERNMENT SOLUTIONS INC.	204,887.05
DELL MARKETING LP	161,205.30
PROVERBS 365 LEGACY, LLC	115,717.56
DYNAMIC GLASS, LLC	108,772.80
CHAMBERLIN HOUSTON LLC	105,427.08
STATERA TEST & BALANCE, LLC	93,800.00
ROBERTS AIR LLC	87,800.00
MICRO INTEGRATION	79,490.05
LIVE MOBILE TECHNOLOGY INC.	64,380.00
GIA INSURANCE AGENCY, LLC	61,344.00
GREENWAY RESTORATION SERVICES GROUP	58,926.00
LUCAS CONSTRUCTION CO., INC.	50,350.00
Total BOND Vendors that exceed \$50K	39,433,138.59

Action Sheet

MEETING DATE: May 20, 2026

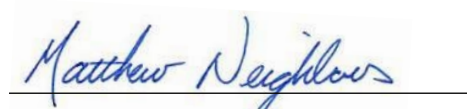
AGENDA ITEM: Discuss and Consider Approval of GMP New Ball High School South Building Addition Package #7D

The Board will receive information on the GMP South Building Addition Package #7D and will be provided an opportunity to ask questions about the information presented during the Finance Committee meeting held May 19, 2026.

Package #7D will consist of the remaining balance for the Ball High School South new construction project with Gilbane/JW Kelso. Upon receipt of all documentation, the team conducted a thorough review of the submitted proposals.

GMP Package will be provided under separate cover.

RECOMMENDATION: I move that the Board of Trustees approve GMP South Building Addition Package #7D in the amount of \$_____. This brings the total for BHS South new construction GMP amount to date at \$_____. I further move that the Board of Trustees approve the authorization to allow the administration the ability to negotiate a final GMP South Building Addition Package #7D Contract.



Matthew Neighbors Ed. D.
Superintendent



Jeff Martello
Chief Financial Officer

Action Sheet

MEETING DATE:

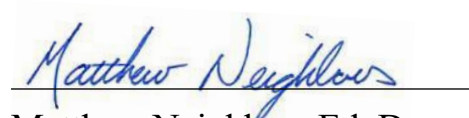
May 20, 2026

AGENDA ITEM:

Consider approval of the minutes from the April 22, 2026, Regular School Board Meeting and the May 13, 2026, Special School Board

RECOMMENDATION:

I move that the Board of Trustees approve the minutes from the April 22, 2026, Regular School Board Meeting and the May 13, 2026, Special School Board



Matthew Neighbors Ed. D.
Superintendent



Minutes of Regular Meeting

The Board of Trustees Galveston Independent School District

A Regular Meeting of the Board of Trustees of Galveston Independent School District was held April 22, 2026, beginning at 6:00 PM in the Lovenberg Administration Building, 3904 Avenue T, Galveston, TX 77550.

BOT in attendance: Brown, Tucker, Masel, O'Neal, Lakin. Beeton at 6:16.

Staff in attendance: Post, Martello, Polzin, Patrick, Scott, Grant, Mueller, Bennet, Archer, LeDoux, Funk, Ramirez, Haney, Hardeman, Neighbors, Bly

1) Call to order Open Session in the Board Room of the Lovenberg Administration Building, 3904 Avenue T, Galveston, Texas. -6:00

Taking Item A of regular agenda due to the mayor being present. Proclamation read by the Mayor, Craig Brown.

2) Pledge of Allegiance to the United States flag and the Texas flag. -6:00 *Led by Rowan Catarino, Angelina Martinez, Tarris Woods and Dona Barman our state Champion Career Pathways Human Services Team & SkillsUSA National Tournament Qualifiers,*

3) Citizen's Request to Address the Board on Agenda and Non-Agenda Items. Please complete sign-up sheets available in the lobby prior to the start of the meeting. -6:07 *Joe Jaworski – Thanked trustees and staff for helping Rosenberg Project get where they are today.*

Ann Masel – Announced that the Ball High Choir has been selected to sing at Carnegie Hall and congratulations to Mr. Meniffee.

4) Declaration of Conflicts of Interest.

A) District Reports -6:11

B) Superintendent's Report

1) Special Education presentation -6:11 *presented by Cathy LeDoux, director and Julia Funk.*

2) Robotics presentation -6:16 *presented by Kristen Hardeman, district robotics coordinator.*

C) Board Committee Reports

1) Facilities/Finance Committee -6:23 *presented by Jeff Martello, CFO*

5) Financial Reports and Budget Update *included with the Facilities/Finance Committee report.*

6) REGULAR AGENDA- Action Items

A) Discuss and consider approval of resolution supporting students of military-connected families and District support of initiatives designed to meet those families' needs. -6:04 *Motion by Masel. Second by O'Neal. Motion passed 5-0, O'Neal, Tucker, Brown and Masel in favor. Beeton and Smecca were absent.*

B) Discuss and Consider Approval of CSP # 2026-26-030 for the completion of the New TOR Legacy Museum for the Ball High School North Project. -6:35 *Motion to approve*

by Masel. Second by O'Neal. Discussion. Approved 6-0 In favor: O'Neal, Tucker, Masel, Brown, Lakin, and Beeton. Smecca absent.

C) Discuss and consider approval of proposed Superintendent's Report Framework - 6:37 *Introduced by Tucker. Discussion. Will be revisited next month.*

7) The Board may recess into Closed Executive Session in the Library as permitted by the Texas Open Meeting Act Government Code Sections 551.071- 551.090 Subchapter D and E. -6:49

Should any final action, final decision, or final vote be required in the opinion of the School Board with regard to any matter considered in such closed meeting then the final action, final decision, or final vote shall be either:

A) in the open meeting covered by the Notice upon the reconvening of the public meeting; or

B) at a subsequent public meeting of the School Board upon notice thereof; as the School Board shall determine.

A) Consultation with Attorney (Tex. Govt. Code Section 551.071) - Consultation with attorney regarding pending or contemplated litigation (social media litigation update, Ball High construction contracts), settlement offers, or matters in which the duty of the attorney to the school district under the Texas Disciplinary Rules of Professional Conduct of the State Bar of Texas clearly conflicts with the state's open meetings laws.

B) Personnel Matters (Tex. Govt. Code Section 551.074) – Discuss the appointment, employment, evaluation, reassignment, duties, discipline, dismissal or resignation of an employee or employees, including the Superintendent.

C) Real Property (Tex. Govt Code Section 551.072) – Discuss the purchase, exchange, lease or value of real estate in which the discussion in an open meeting would have a detrimental effect on the ability of the school district to negotiate with a third party.

D) Prospective Gifts or Donations (Tex. Govt Code Section 551.073) – Discuss prospective gifts or donations to the Galveston Independent School District and/or individual campuses, programs or facilities.

E) Network Security, Security Devices and Security Audits (Tex. Govt Code Sections 551.076 and 551.089) – Discuss Network security information; a security audit; the deployment, or specific occasions for implementation, of security personnel, critical infrastructure, or security devices; or security assessment or deployments related to information resources technology.

8) Reestablish the open meeting of the Galveston ISD Board of Trustees. -8:25

9) CONSENT AGENDA -8:25 *Consent Item X pulled. Motion by Beeton. Second by Masel. Approved 6-0. O'Neal, Tucker, Brown, Beeton and Masel in favor. Smecca was absent.*

A) Consider approval of the minutes from the March 25, 2026, Regular School Board Meeting.

B) Consider approval of personnel resignations and recommendations with contracts.

C) Discuss and consider approval of payment of attorney fees.

D) Consider approval of Budget Amendments

E) Discuss and consider accepting donations in accordance with Board Policy CDC Local.

- F) Discuss and consider granting permission to administration to apply to the Texas Education Agency for missed school day waivers for three of the district's 1882 partnership schools.
- G) Discuss and consider approval to transfer Tor Kids Moody Grant funds to MECC in the amount of \$100,000 to support summer camp programming for 2026 and the summer of 2027.
- H) Discuss and consider approval of Skyward Annual License Fee
- I) Discuss and consider approval of Annual Renewal of Microsoft Volume Licensing Agreement.
- J) Consider delegation of authority to purchase white fleet vehicles up to \$100,000.00
- K) Discuss and consider approval of the Interagency Agreement between Upward Hope Academy and GISD to provide educational services to students in a Drop-Out Prevention/Recovery Program.
- L) Discuss and Consider Amendment to Service Agreement with County of Galveston for Tax Assessment and Collection Services
- M) Discuss and consider approval of PK tuition for students who do not qualify for the PK program and provide GISD employees with a 25% discount for PK if their students do not qualify for the 2026-2027 school year.
- N) Discuss and Consider approval of the Ball High SKILLS USA students to attend trip in Atlanta, Georgia to compete at the SKILLS USA National Competition
- O) Discuss and consider approval of the MOU for Upbring Head Start for the 2026-2027 school year
- P) Discuss and Consider Approval of the proposed contractors for Bid Packages #7R1 (Steel Re-Bid) and 11 (Exterior HM Doors, Storefront, and Curtain Wall) for use on the Ball High School South Renovation Project.
- Q) Discuss and Consider Approval of the proposed contractor for Bid Packages #19 Main Switch Gear Replacement for use on the Ball High School South Renovation Project.
- R) Discuss and Consider Approval of the proposed contractor for Phase Two Rehabilitation for use on the GISD Transportation Project (Office Area).
- S) Discuss and Consider Approval of the proposed vendor for Materials Testing for use on the New Ball High School South and Renovation Project.
- T) Discuss and consider implementation of a Virtual High School Program beginning August 2026 at AIM.
- U) Discuss and consider the approval of the Math K-12 selection for an amount not to exceed \$650,000 using state instructional materials and open educational resources funds.
- V) Discuss and consider the approval of the Certification of Provision of Instructional Materials Survey 2026-27, allowing Galveston ISD to use IMTA and IMRA funds through EMAT during the 2026-2027 school year.
- W) Discuss and consider approval of Acknowledgement of GLO Grant and Acquisition of Approximately 164 acres of land for the acquisition of the Kahala Tract
- X) Discuss and consider request for a variance from Section 4-1(a) of the Galveston City Code in regard to the sale of alcoholic beverages within three hundred feet of any school in the city. -8:26 Introduced. Motion by Masel. Second by Lakin. Motion passed 6-0
O'Neal, Tucker, Brown, Lakin, Beeton and Masel in favor. Smecca was absent

10) Suggested Future Agenda Items -8:30 *Presentation on Attendance. Update on Ten Commandments*

11) COMMENTS FROM THE BOARD OF TRUSTEES -8:32

O'Neal Thanks to the district for allowing him and Justin Tucker to attend the NSBA conference.

Tucker Echoed.

Pursuant to Texas Government Code Section 551.0415, Trustees may report on any of the following items:

1. Expressions of thanks, gratitude, and condolences
2. Information regarding holiday schedules
3. Honorary or salutary recognition of a public official, public employee, or other citizen
4. Reminders regarding GISD events
5. Reminders regarding community events
6. Health and safety announcements

12) Adjournment -8:35

Approved on May 20, 2026

Mr. Tony Brown, President

Mindy Lakin, Secretary

Minutes of Special Meeting

The Board of Trustees

Galveston Independent School District

A Special meeting of the Board of Trustees of **Galveston Independent School District** was held May 13, 2026, at 5:30 PM in the Lovenberg Administration Building, 3904 Avenue T, Galveston, TX 77550.

The subjects to be discussed or considered or upon which any formal action may be taken are as listed below. Items do not have to be taken in the order shown on this meeting notice.

- 1) Call to order Open Session in the Board Room of the Lovenberg Administration Building, 3904 Avenue T, Galveston, Texas. –5:37
- 2) Citizen's Request to Address the Board on Agenda and Non-Agenda Items. Please complete sign-up sheets available in the lobby prior to the start of the meeting. –5:37 *None*
- 3) Declaration of Conflicts of Interest.
- 4) The Board may recess into Closed Executive Session in the Library as permitted by the Texas Open Meeting Act Government Code Sections 551.071- 551.090 Subchapter D and E. –5:37

Should any final action, final decision, or final vote be required in the opinion of the School Board with regard to any matter considered in such closed meeting then the final action, final decision, or final vote shall be either:

- A) in the open meeting covered by the Notice upon the reconvening of the public meeting; or
- B) at a subsequent public meeting of the School Board upon notice thereof; as the School Board shall determine.

4)A) Consultation with Attorney (Tex. Govt. Code Section 551.071) - Consultation with attorney regarding pending or contemplated litigation, settlement offers, or matters in which the duty of the attorney to the school district under the Texas Disciplinary Rules of Professional Conduct of the State Bar of Texas clearly conflicts with the state's open meetings laws.

4)B) Personnel Matters (Tex. Govt. Code Section 551.074) – Discuss the appointment, employment, evaluation, reassignment, duties, discipline, dismissal or resignation of an employee or employees, including the Superintendent.

5) REGULAR AGENDA- Action Items –6:03

5)A) Discuss and Consider Approval of Austin Elementary School Auditorium Flooring Renovation –6:03 *Motion to approve by Beeton. Second by Masel. No discussion. Motion passed 6-0. Beeton, O'Neal, Tucker, Masel, Smecca and Lakin were in favor. Brown absent.*

5)B) Discuss and Consider Approval of Austin Elementary School Seating Renovation –6:04 *Motion to approve by Beeton. Second by Lakin. No discussion. Motion passed 6-0. Beeton, O'Neal, Tucker, Masel, Smecca and Lakin were in favor. Brown absent.*

5)C) Discuss and consider approval for professional services from Kickstart Kids during the 2026-2027 school year in an amount not to exceed \$80,000 to be funded with Federal Title funds. –6:06 *Motion to approve by O'Neal. Second by Lakin. Motion passed 6-0. Beeton, O'Neal, Tucker, Masel, Smecca and Lakin were in favor. Brown absent. Central MS will be recognized at a ceremony this fall.*

6:08 CFO, Martello brought revisions to items 5A and 5B.

-6:10 *The board decided to rescind the vote for 5A. Motion to rescind by Masel. Second by Lakin. Motion to rescind passed 6-0. Beeton, O'Neal, Tucker, Masel, Smecca and Lakin were in favor. Brown absent. New*

motion to approve the revision for 5A by Masel. Second by Lakin. Discussion. Motion passed 6-0. Beeton, O'Neal, Tucker, Masel, Smecca and Lakin were in favor. Brown absent

-6:14 The board decided to rescind the vote for 5B. Motion to rescind by Lakin. Second by Beeton. Motion to rescind passed 6-0. Beeton, O'Neal, Tucker, Masel, Smecca and Lakin were in favor. Brown absent. New motion to approve the revision for 5B by O'Neal. Second by Masel. Discussion. Motion passed 6-0. Beeton, O'Neal, Tucker, Masel, Smecca and Lakin were in favor. Brown absent.

5)D) Discuss and Consider administration's proposal to terminate the probationary contract of a district administrative employee. -6:16 *Motion to accept by O'Neal. Second by Mael. No discussion. Motion passed 6-0. Beeton, O'Neal, Tucker, Masel, Smecca and Lakin were in favor. Brown absent.*

6) Reestablish the open meeting of the Galveston ISD Board of Trustees. -6:03

7) Adjournment -6:17

Approved on May 20, 2026

Mr. Tony Brown, President

Mindy Lakin, Secretary

Action Sheet

MEETING DATE:

May 20, 2026

AGENDA ITEM:

Discuss and consider approval of personnel resignations and recommendations with contracts.

Under Separate Cover

RECOMMENDATION:

I move that the Board of Trustees approve personnel resignations and recommendations with contracts.



Matthew Neighbors Ed. D.
Superintendent

Action Sheet

MEETING DATE:

May 20, 2026

AGENDA ITEM:

Discuss and consider approval of payment of attorney fees.

The Board has directed that attorney fees incurred by the district be brought for approval before payments are made. The district is in receipt of invoices from Thompson and Horton.



Matthew Neighbors Ed. D.
Superintendent

Action Sheet

MEETING DATE:

May 20, 2026

AGENDA ITEM:

Discuss and consider approval of monthly Budget Amendment (Under separate cover.)

RECOMMENDATION:

I move that the Board of Trustees approve the budget amendment, as presented.



Matthew Neighbors Ed. D.
Superintendent



Jeff Martello
Chief Financial Officer

**2025-2026 Proposed Budget Amendment
April 2026**

	General Fund			Food Service Fund			Debt Service Fund		
	Beginning Budget	Amendments	Ending Budget	Beginning Budget	Amendments	Ending Budget	Beginning Budget	Amendments	Ending Budget
Revenues									
Local & Intermediate Sources	\$ 96,715,561	\$ -	\$ 96,715,561	\$ 375,000	\$ -	\$ 375,000	\$ 22,720,320	\$ -	\$ 22,720,320
State Program Revenues	\$ 7,739,185	\$ -	\$ 7,739,185	\$ 21,000	\$ -	\$ 21,000	\$ 2,179,884	\$ -	\$ 2,179,884
Federal Program Revenues	\$ 785,500	\$ -	\$ 785,500	\$ 5,603,872	\$ -	\$ 5,603,872		\$ -	\$ -
Other Resources/ Operating Transfer In (ESSER II Grant)	\$ 15,000	\$ -	\$ 15,000	\$ -	\$ -	\$ -		\$ -	\$ -
TOTAL	\$ 105,255,246	\$ -	\$ 105,255,246	\$ 5,999,872	\$ -	\$ 5,999,872	\$ 24,900,204	\$ -	\$ 24,900,204

	General Fund			Food Service Fund			Debt Service Fund		
	Beginning Budget	Amendments	Ending Budget	Beginning Budget	Amendments	Ending Budget	Beginning Budget	Amendments	Ending Budget
Function									
11 Instruction	\$ 43,951,818	\$ 24,004	\$ 43,975,822						
12 Instructional Resources	\$ 346,921		\$ 346,921						
13 Curriculum & Inst Staff Dev	\$ 633,494	\$ (23,129)	\$ 610,365						
21 Instructional Leadership	\$ 1,534,120	\$ (875)	\$ 1,533,245						
23 School Leadership	\$ 3,874,616	\$ 7	\$ 3,874,623						
31 Guidance/Counseling	\$ 2,402,461	\$ (7)	\$ 2,402,454						
32 Social Work Services	\$ 63,053		\$ 63,053						
33 Health Services	\$ 888,936	\$ 3,000	\$ 891,936						
34 Student Transportation	\$ 4,051,863		\$ 4,051,863						
35 Food Services	\$ -		\$ -	\$ 6,623,241		\$ 6,623,241			
36 Extracurricular Activities	\$ 1,908,624		\$ 1,908,624						
41 General Administration	\$ 3,357,470		\$ 3,357,470						
51 Maintenance and Operations	\$ 9,648,127	\$ (3,000)	\$ 9,645,127	\$ 50,000		\$ 50,000			
52 Security and Monitoring	\$ 1,389,497		\$ 1,389,497						
53 Data Processing Services	\$ 2,219,620		\$ 2,219,620						
61 Community Services	\$ 2,764		\$ 2,764						
71 Debt Service	\$ 110,000		\$ 110,000				\$ 24,519,234		\$ 24,519,234
81 Construction	\$ 162,897		\$ 162,897						
91 Recapture Payment	\$ 28,963,914		\$ 28,963,914						
93 Shared Services	\$ 45,050		\$ 45,050						
99 Intergovernmental Charges	\$ 1,050,000		\$ 1,050,000						
			\$ -						
TOTAL	\$ 106,605,246	\$ 0	\$ 106,605,247	\$ 6,673,241	\$ -	\$ 6,673,241	\$ 24,519,234	\$ -	\$ 24,519,234

General Fund Budget

Function 11	
TF fr fc 21 to 11 for BL ink	875
TF fr fc 13 to 11 Follett software	22,529
TF fr fc 13 to 11 for supplies	600.00
TOTAL	\$ 24,004

Function 13	
TF fr fc 13 to 11 Follett software	\$ (22,529)
TF fr fc 13 to 11 for supplies	\$ (600)
TOTAL	\$ (23,129)

Function 21	
TF fr fc 21 to 11 for BL ink	\$ (875)
TOTAL	\$ (875)

Function 23	
TF fr fc 31 to 23 for supplies	7
TOTAL	\$ 7

Function 31	
TF fr fc 31 to 23 for supplies	(7)
TOTAL	\$ (7)

Function 33	
TF fr fc 51 to 33 for med supplies	\$ 3,000
TOTAL	\$ 3,000

Function 51	
TF fr fc 51 to 33 for med supplies	(3,000)
TOTAL	\$ (3,000)

Function 61	
TOTAL	\$ -

Function 81	
TOTAL	\$ -

Signed: _____
Board President

Action Sheet

MEETING DATE:

May 20, 2026

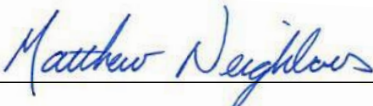
AGENDA ITEM:

Discuss and consider approval of donations
in accordance with Board Policy CDC Local

Under separate cover.

RECOMMENDATION:

I move that the Board accept the donations,
as presented.



Matthew Neighbors Ed. D.
Superintendent



Jeff Martello
Chief Financial Officer



**Galveston Independent School District
Donations/Gifts for April 2026**

In accordance with Board Policy CDC (Local), the Board of Trustees of Galveston Independent School District acknowledges and appreciates the following donations:

Date	Recipient	Giver	Gift
3/30/26	BHS Cheer	Knights of Momus	\$ 250.00
3/30/26	BHS Cheer	Martha McLeod	\$ 250.00
4/15/26	Austin Elementary School	Galveston Golfcart Society	\$ 250.00
4/20/26	Crenshaw	Fraternal Order of Eagles	\$ 1,000.00
4/22/26	Austin Elementary School	John Paul Gaido	\$ 250.00
4/22/26	Burnet Elementary School	Moody Methodist First United	\$ 2,000.00
4/27/26	BHS Choir	Ann Masel	\$ 250.00
3/31/26	BHS STEM BioMed	Stephen & Patricia Rennick	\$ 2,000.00
		M. B. Feinman	\$ 100.00
		Bruce & Kay Leipzig	\$ 100.00
		Total Monthly Cash Donations	\$ 6,450.00

Non monetary donations

4/30/26	Special Programs	Bay Area Svc League	6 – prom dresses, shoes,purses, jewelry
4/30/26	Special Programs	23Comp-u-dot	1 - laptop

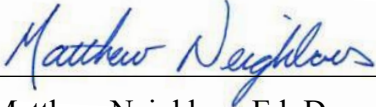
Action Sheet

MEETING DATE: May 20, 2026

AGENDA ITEM: Discuss and consider approval of Officer Brittany Hines to purchase her partner k-9 Officer “Bonsai” from Galveston Independent School District

Officer Hines will be seeking approval to purchase her partner K-9 officer “Bonsai” from Galveston Independent School District at the sum of \$1.00. Bonsai was born in Czechia on March 10, 2018. She began her working career at approximately two years of age and is currently eight years old. K9 Bonsai is assigned as a narcotics detection canine. She is utilized on school campuses to assist in maintaining a safe, drug-free environment. Bonsai has served Galveston ISD for approximately six years. She has been partnered with Officer Hines since June 10, 2022. Bonsai has reached her retirement age and it is customary for the handler to purchase and care for the animal for the remainder of life due to the safety of the dog.

RECOMMENDATION: I move that the Board of Trustees approve the purchase of Bonsai at the sum of \$1.00 to GISD Police Officer Hines to assume responsibility for Bonsai and care for her for the remainder of Bonsai’s life.


Matthew Neighbors Ed. D.
Superintendent


Jeff Martello
Chief Financial Officer



**GALVESTON INDEPENDENT SCHOOL DISTRICT
POLICE DEPARTMENT**



GALVESTON INDEPENDENT SCHOOL DISTRICT

K-9 RETIREMENT, TRANSFER OF OWNERSHIP, AND RELEASE AGREEMENT

This K-9 Retirement, Transfer of Ownership, and Release Agreement (“Agreement”) is entered into by and between **Galveston Independent School District**, a Texas independent school district, referred to as (“district”), and Ofc **Brittany Hines Badge # 282** (“Transferee”).

1. PURPOSE AND RETIREMENT

The district has determined that **K-9 Bonsai [MICRO CHIP# 90011500249138]** (“K-9”) has reached retirement status and is no longer required for official District service, pursuant to **GISD Policy** and applicable Board authorization.

2. TRANSFER OF OWNERSHIP

Effective _____, the district permanently transfers all right, title, and interest in the K-9 to the Transferee.

Handler-Only Adoption

Transferee is the K-9’s assigned handler at the time of retirement.

Upon transfer, the K-9 is no longer District property and is **not** acting in any law-enforcement, security, or school-related capacity.

3. ASSUMPTION OF ALL COSTS AND CARE

Transferee assumes **sole and exclusive responsibility** for all aspects of ownership, including but not limited to:

- Veterinary care (routine, emergency, chronic, end-of-life)
- Medications, food, boarding, grooming
- Training, containment, licensing, compliance with law, and boarding.

The district shall have **no financial obligation whatsoever**, now or in the future.

4. RELEASE AND WAIVER OF CLAIMS



GALVESTON INDEPENDENT SCHOOL DISTRICT POLICE DEPARTMENT



To the fullest extent permitted by Texas law, Transferee **releases and forever discharges** the District, its Board of Trustees, officers, employees, agents, officers, and volunteers from **any and all claims, demands, causes of action, damages, or liabilities** of any kind arising out of or related to:

- Ownership, possession, control, or behavior of the K-9
- Injury, death, property damage, or loss caused by or involving the K-9

This release applies regardless of theory of liability (including negligence) and **survives transfer**.

5. GOVERNMENTAL IMMUNITY PRESERVED

Nothing in this Agreement shall be construed as a waiver of **sovereign or governmental immunity**, defenses, or protections provided under the **Texas Tort Claims Act (Chapter 101, Texas Civil Practice & Remedies Code)** or other applicable law. All such immunities are expressly preserved.

6. INDEMNIFICATION (EXPANDED)

Transferee agrees to **defend, indemnify, and hold harmless** the District, its Board of Trustees, officers, employees, agents, officers, and volunteers from any and all claims, lawsuits, damages, costs, attorney's fees, or expenses arising from or related to the K-9 **after the effective date of transfer**, including third-party claims.

7. EUTHANASIA AND MEDICAL DECISION AUTHORITY

All decisions regarding veterinary treatment, quality of life, and euthanasia of the K-9 shall rest **solely with the Transferee**. The district shall have **no decision-making role, duty, or liability** in such matters.

8. INSURANCE ACKNOWLEDGMENT

Transferee acknowledges the district **does not provide insurance coverage** for the K-9 post-transfer and that any coverage maintained by Transferee is the Transferee's sole responsibility.



**GALVESTON INDEPENDENT SCHOOL DISTRICT
POLICE DEPARTMENT**



9. NO WARRANTIES

The K-9 is transferred “**AS IS, WHERE IS,**” with no warranties, express or implied, including fitness or temperament.

10. COMPENSATION

Transferee will provide payment in the amount of one dollar (\$1.00) to District for the transfer sale completion of the public property K-9.

11. GOVERNING LAW

This Agreement shall be governed by the laws of the **State of Texas**, and venue shall lie exclusively in **Galveston County, Texas**.

TRANSFEEE:

Name: _____
Signature: _____ Date: _____

GALVESTON INDEPENDENT SCHOOL DISTRICT:

Authorized Representative: _____
Title: _____
Signature: _____ Date: _____

Action Sheet

MEETING DATE: May 20, 2026


AGENDA ITEM: Discuss and Consider Approval of the proposed contractor for Bid Packages #18 Auditorium Smoke Hatches (furnish/install) for use on the Ball High School South Renovation Project.

On the Ball High School South Renovation project through public procurement in compliance with TEA and Texas statutory regulations, bids were requested for the following project bid packages:

Bid Package #18 – Auditorium Smoke Hatches

In total, 52 vendors were contacted regarding the bid opportunity with Galveston Independent School District for Bid Package #18 on the Ball High School South Renovation Project. In addition, public notification postings were performed through the newspaper and GISD Website. Funds utilized will be from the Bond 2022-2023 proceeds. Contractor recommended is Broome Welding in an amount not to exceed \$78,720.00. Bid tab attached.

RECOMMENDATION: I move that the Board of Trustees approve contractor Broome Welding for Auditorium Smoke Hatches Bid Package #18 in the amount not to exceed \$ 78,720.00


Matthew Neighbors Ed. D.
Superintendent


Jeff Martello
Chief Financial Officer



**GALVESTON ISD
BALL HIGH SCHOOL SOUTH RENOVATION PROJECT
GALVESTON, TEXAS**

May 12, 2026

GALVESTON INDEPENDENT SCHOOL DISTRICT
BOARD OF TRUSTEES
Galveston, TX

RE: BID PACKAGE 18 AWARD RECOMMENDATION

To the GISD Board of Trustees,

Reference is made to the bids received between 3/23/2026 and 05/01/2026 for the Ball High School South Renovation Project.

BID PACKAGE #18: ROOF SMOKE HATCHES & MISC. STEEL

Scope: The Work consists of furnishing of all labor, materials, equipment, and services necessary for the complete installation of five (5) smoke hatches on the roof as shown, scheduled and specified in the construction documents. All smoke hatches have the fusible link, size is 48"x96", and only one is motorized. Allow \$4,000.00 for miscellaneous steel.

Two bids were obtained:

1. F.W. Walton, Inc.
2. Broome Welding + Machine Co

Ref	Description	Broome Welding	Coltzer Company Budget
1	Roof Smoke Hatches & Misc. Steel	78,720.00	\$62,500.00

Based on the available information and the budget allocated to this project, Coltzer Company, LLC has chosen to recommend **Broome Welding + Machine Co.** for this scope of the project.

Lidija Bikova
Senior Project Manager

Project Name
GALVESTON INDEPENDENT SCHOOL DISTRICT
GISD Project - BHS South Reno
Bid Package #18 - Auditorium Smoke Hatches
PRICE TABULATION
 Proposal Date: 5/1/2026

Criteria (Overall Panel Score)	Weight	Broome	FW Walton
1. The Amount of the base proposal and each alternate;	60	60	34.35
2. The offeror's experience and reputation. Whether the offeror's financial capability is appropriate to the size and scope of the project;	10	9.5	9
3. The length of construction time proposed ;	5	2.25	5
4. Offeror's ability to work with the Owner and Architect in a team effort to minimize additional costs and change orders;	5	4.5	4
5. The quality of the Offeror's performance and work on previous contracts and school projects of similar scope;	5	4.75	4.25
6. The probability of satisfactory work, repair and service, and maintenance performed by the Offeror after substantial completion and during warranty periods;	5	4.75	4.5
7. The Offeror's safety record, safety record being defined as an Offeror's OSHA (Officer of Safety and Health Administration) inspection logs for the last three years, a loss analysis from the Offeror's insurance carrier, and a loss history covering all lines of insurance coverage carried by the Offeror;	5	4.75	4.75
8. Any other relevant factor specifically listed in the request for bids, proposals, or qualifications.	5	4.25	4.25
Final Score	100	94.75	70.1
		X	
X Recommended Vendor			

Initials: Zachary Johnson, Lidija Bikova, James Grant, Jeff Martello	Date: 5/12/2026
---	------------------------

Action Sheet

MEETING DATE: May 20, 2026


AGENDA ITEM: Discuss and consider approval to Purchase the Audio Enhancement Solutions.

The district is entering the final phase of the Austin Elementary School Bond Renovation, focusing heavily on technology upgrades. A key component of this phase is the installation of the Audio Enhancement Solutions (AES) system. Designed for environments where clear communication is vital—such as classrooms, libraries, and conference rooms—AES delivers superior audio quality that boosts student engagement, information retention, and overall academic success. Additionally, the system ensures a safer learning environment by integrating robust security measures, including panic buttons, two-way intercoms, and instant emergency notifications for district and campus stakeholders.

This final purchase will complete the campus-wide technology refresh, retrofitting the last 47 classrooms, hallways and offices not captured in the original phase of construction. Ensuring that the entire school benefits from these advanced solutions. This purchase will be paid out of Proposition C of the 2022-2023 Bond Funds. Purchasing Cooperative TIPS/TAPS will be used for this project. Contract # 220105. Technology Solutions Products and Service

Total Amount \$ 274,380.80

RECOMMENDATION: I move that the Board of Trustees approve the Audio Enhancement Solution in the amount of \$274,380.80 as presented.


Matthew Neighbors Ed. D.
Superintendent


Jeff Martello
Chief Financial Officer



SOLUTIONS PROPOSAL



Dear Galveston Ind School District,

I want to personally thank you for inviting us to submit a proposal to Galveston Ind School District!

When my mother, Claudia Anderson, founded Audio Enhancement over 40 years ago, we never imagined the impact our services would have on education today. Through customer feedback, we have grown from offering classroom audio solutions to providing district-wide communication and safety technology. We have impacted over 4,500 districts, 43,000 schools, and over 1,300,000 classrooms across the world. We are excited for the opportunity to help you!

Our team focuses on hiring employees with a passion to make a difference in education. We look forward to developing a deeper partnership with Galveston Ind School District through building friendship and trust during the ongoing stages of your project.

It is our pleasure to submit this proposal to Galveston Ind School District. As with all proposals, revisions can be made at any time.

We look forward to your response and are available to answer any questions during the review process.

From all of us here at Audio Enhancement, thank you!

Sincerely yours,



A handwritten signature in black ink, appearing to read "Jeff Anderson", written over a white background.

Jeff Anderson
Audio Enhancement, CEO

COMPANY HISTORY

Making a Difference In Education

For more than forty years, Audio Enhancement® has served the schools throughout the United States, providing both classroom audio enhancement systems as well as integration services for classroom technology. Audio Enhancement is headquartered in Utah, and has facilities in Georgia and Florida.

Audio Enhancement was founded in 1978 by Claudia Anderson around the simple idea that “learning begins with hearing.” Having two hearing impaired children; the first Audio Enhancement systems were designed specifically for the hearing impaired. Early in our history, technological advancements made it possible to also provide whole classroom sound systems, benefiting all students. Audio Enhancement has been the innovator and leader in this field.

By 2004, it was clear that classroom audio enhancement systems were a key part of the overall technology landscape in the classroom. Based on our high level of support, outstanding customer service, and training that was provided for the audio systems, several school districts came to us and requested that we expand our product offerings. Based on these requests, we undertook an initiative to increase our capabilities in order to provide a complete integrated technology package for the classroom. These offerings include display devices, control, video/audio playback devices and interactive technologies. By utilizing the principles developed over thirty years of providing classroom audio systems to the schools, we were able to provide both technical integration, teacher in-servicing, training, and professional development to help the schools ensure the success of their technology goals.

Moving the company forward, in 2008, Audio Enhancement was incorporated: Jeff Anderson, President and CEO, Jennifer Crum, CFO, Jeremy Anderson, CAO, and Justin Anderson, COO. Today, the Audio Enhancement product line improves student achievement, decreases teacher vocal fatigue and absenteeism, and creates positive student behavior. Audio Enhancement systems also increase focus and attention and supports classroom management.



The Anderson Family

MAP OF DESIGN



Zones and Legends











- Kitchen
- Admin
- Hallways 1-1
- Hallways 1-2
- Hallways 2
- Hallways 3
- Exterior 1
- Exterior 2
- Exterior 3

◆ 4 Speaker Optimum ... 29	◆ Existing Headend w ... 1	◆ 8 Speaker Optimum ... 3
◆ 6 Speaker Optimum ... 6	◆ Kitchen 1	◆ Admin 1
◆ Hallways 1-1 1	◆ Hallways 1-2 1	◆ Hallways 2 1
◆ Hallways 3 1	◆ Exterior 1 1	◆ Exterior 2 1
◆ Exterior 3 1	◆ SAFE w Enclosure S... 2	◆ 2-Way 1 Speaker SA... 3
◆ 70V CZA Classroom 2	◆ 2-Way 2 Speaker SA... 1	◆ 2 Speaker Optimum ... 1
◆ Gym 70V CZA Class... 1	◆ Hallway Double Side... 10	◆ 2x2 Existing Speaker 12
◆ Library 70V CZA Cla... 1	◆ 4 Speaker MS-600 C... 2	◆ 4 Existing Stock 2x... 2

MAP OF DESIGN



Zones and Legends (continued)

 SP-1022 Existing Stock	1	 SP-0300 Existing Stock	70	 MDF	2
 IDF	2	 70V Ceiling Speaker,...	21	 Volume Control 25/7...	26
 Low Profile Speaker	9	 Speaker Quam Syst...	12	 70V Slanted, Square...	17
 6.5" 70V Outdoor/In...	11				

MAP OF DESIGN



First Floor



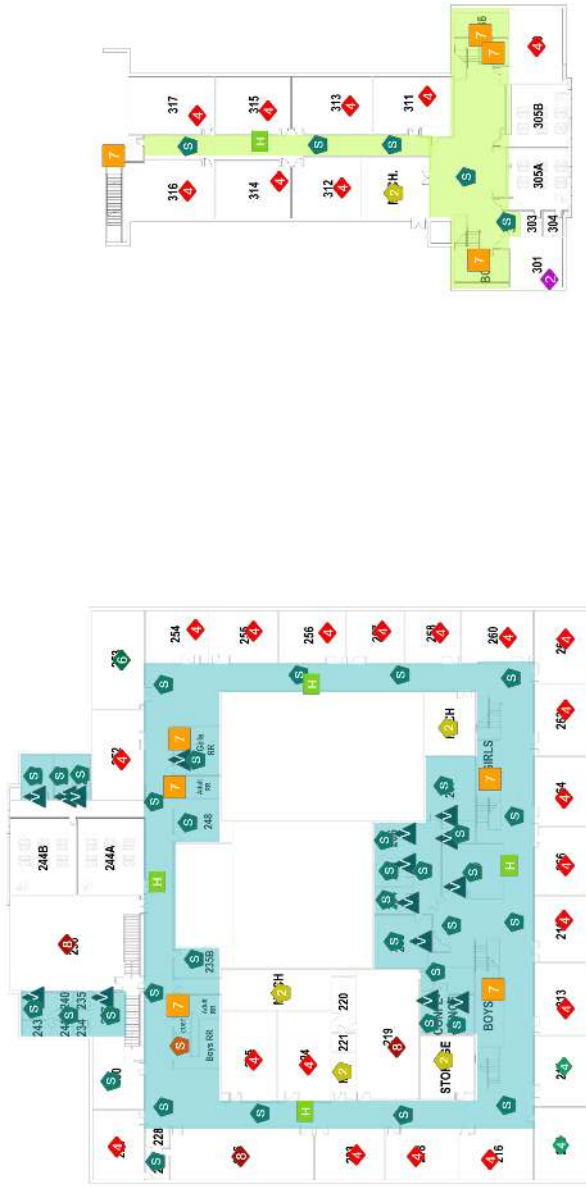
FIRST FLOOR
1/16" = 1'-0"

AUSTIN ELEMENTARY SCHOOL
GALVESTON ISD

MAP OF DESIGN



Second & Third



SECOND & THIRD FLOORS
1/16" = 1'-0"

AUSTIN ELEMENTARY SCHOOL
GALVESTON ISD

PRICING PROPOSAL



Quote 128259

Pricing Valid for 90 Days - August 6, 2026

Galveston Ind School District - Austin ES Remaining Spaces V8

Classroom Equipment	\$148,432.89
EPIC System School Equipment	\$40,197.39
InfoView Equipment	\$26,843.90
Services	\$97,732.00
Contingency	\$17,200.00
Training	\$500.00
<hr/>	
Discount	(\$61,623.44)
Taxes	\$0.00
Shipping	\$5,098.06
<hr/>	
Galveston Ind School District Price	\$274,380.80

By sending in a Purchase Order in response to this proposal, the customer is agreeing to the Audio Enhancement terms and conditions which can be viewed at Audioenhancement.com/terms.

Audio Enhancement will invoice equipment at the time of shipment with payment due within terms. Services completed by Audio Enhancement will be invoiced upon substantial completion with payment due within terms.

If there are any questions about this process, please reach out to [our Receivables Team](mailto:receivables@audioenhancement.com) – receivables@audioenhancement.com

*****Audio Enhancement will not be responsible for removal of existing equipment and cabling.*****

DETAILED BILL OF MATERIALS



Quote **128259**

BoM 1

Part#	Product Name	Qty	Unit Price	Total
	Category : Classroom Equipment			
	System : 4 Speaker Optimum System with Programming			
ST-SP-0001	CS-12 Ceiling Speaker, Circle Cut In, Plenum Rated, Set of 4	29	\$381.88	\$11,074.52
AC-0003	50' Speaker Wire Plenum Rated, White	29	\$25.83	\$749.07
AC-0200	50' 3.5 Male - 3.5 Male Plenum Rtd, Shielded	29	\$46.06	\$1,335.74
ST-PA-8010	Interactive Touch Controller Bundle	29	\$375.00	\$10,875.00
AM-3250.P	MS-700 Network Amp with Integrated XD Receiver with Programming	29	\$2,089.38	\$60,592.02
ST-XD-9026	XD Teacher Box with Teacher Pendant Microphone	29	\$264.08	\$7,658.32
	System : Existing Headend w XD Solo			
XD-1100	XD Solo (XD Microphone not Included)	1	\$1,288.78	\$1,288.78
PA-0016	Portable Mount for XD Solo	1	\$151.84	\$151.84
PA-0051	XD Solo Speaker Stand Bag Tote	1	\$41.60	\$41.60
ST-XD-9061	XD Teacher Box with Teacher Pendant and Student Handheld Microphone	1	\$510.19	\$510.19
	System : 8 Speaker Optimum System with Programming			
ST-SP-0001	CS-12 Ceiling Speaker, Circle Cut In, Plenum Rated, Set of 4	3	\$381.88	\$1,145.64
ST-SP-0001	CS-12 Ceiling Speaker, Circle Cut In, Plenum Rated, Set of 4	3	\$381.88	\$1,145.64
AC-0003	50' Speaker Wire Plenum Rated, White	3	\$25.83	\$77.49
ST-PA-8010	Interactive Touch Controller Bundle	3	\$375.00	\$1,125.00
AM-3250.P	MS-700 Network Amp with Integrated XD Receiver with Programming	3	\$2,089.38	\$6,268.14
ST-XD-9026	XD Teacher Box with Teacher Pendant Microphone	3	\$264.08	\$792.24
	System : 6 Speaker Optimum System with Programming			
ST-SP-0001	CS-12 Ceiling Speaker, Circle Cut In, Plenum Rated, Set of 4	6	\$381.88	\$2,291.28

DETAILED BILL OF MATERIALS



Quote **128259**

Part#	Product Name	Qty	Unit Price	Total
AC-0003	50' Speaker Wire Plenum Rated, White	6	\$25.83	\$154.98
AC-0200	50' 3.5 Male - 3.5 Male Plenum Rtd, Shielded	6	\$46.06	\$276.36
CK-4010	Classroom Wiring Kit - (2) 75' Plenum Speaker Wires, 35' 3.5 Plenum Shielded	6	\$104.77	\$628.62
ST-SP-9102	CS-12 Ceiling Speaker, Circle Cut In, Plenum Rated, Set of 2	6	\$190.94	\$1,145.64
ST-PA-8010	Interactive Touch Controller Bundle	6	\$375.00	\$2,250.00
AM-3250.P	MS-700 Network Amp with Integrated XD Receiver with Programming	6	\$2,089.38	\$12,536.28
ST-XD-9026	XD Teacher Box with Teacher Pendant Microphone	6	\$264.08	\$1,584.48
	System : SAFE w Enclosure System Extender MS-775 with Programming			
PA-0086	Outdoor Enclosure for MS Devices	2	\$248.81	\$497.62
	System : 2-Way 1 Speaker SAFE System Extender MS-775 with Programming			
CK-4010	Classroom Wiring Kit - (2) 75' Plenum Speaker Wires, 35' 3.5 Plenum Shielded	3	\$104.77	\$314.31
SP-0001	Classroom Speaker, Ceiling, Circle Cut In, Plenum Rated	3	\$95.47	\$286.41
ST-PA-8010	Interactive Touch Controller Bundle	3	\$375.00	\$1,125.00
	System : 70V CZA Classroom			
ST-XD-0601	XD Receiver with 3' Cat6	2	\$463.55	\$927.10
WP-0001	Wall Plate, WPA-701, Ambient Mic with Decora Plate	2	\$67.70	\$135.40
ST-PA-8010	Interactive Touch Controller Bundle	2	\$375.00	\$750.00
AC-0210	100' 3.5 Male to 3.5 Male Plenum Rated - Shielded	2	\$121.68	\$243.36
ST-XD-9061	XD Teacher Box with Teacher Pendant and Student Handheld Microphone	2	\$510.19	\$1,020.38
	System : 2-Way 2 Speaker SAFE System Extender MS-775 with Programming			
CK-4010	Classroom Wiring Kit - (2) 75' Plenum Speaker Wires, 35' 3.5 Plenum Shielded	1	\$104.77	\$104.77

DETAILED BILL OF MATERIALS



Quote **128259**

Part#	Product Name	Qty	Unit Price	Total
ST-SP-9102	CS-12 Ceiling Speaker, Circle Cut In, Plenum Rated, Set of 2	1	\$190.94	\$190.94
ST-PA-8010	Interactive Touch Controller Bundle	1	\$375.00	\$375.00
	System : 2 Speaker Optimum System with Programming			
AC-0003	50' Speaker Wire Plenum Rated, White	1	\$25.83	\$25.83
ST-SP-9102	CS-12 Ceiling Speaker, Circle Cut In, Plenum Rated, Set of 2	1	\$190.94	\$190.94
ST-PA-8010	Interactive Touch Controller Bundle	1	\$375.00	\$375.00
AM-3250.P	MS-700 Network Amp with Integrated XD Receiver with Programming	1	\$2,089.38	\$2,089.38
ST-XD-9026	XD Teacher Box with Teacher Pendant Microphone	1	\$264.08	\$264.08
	System : Gym 70V CZA Classroom			
ST-XD-0601	XD Receiver with 3' Cat6	1	\$463.55	\$463.55
PA-0086	Outdoor Enclosure for MS Devices	1	\$248.81	\$248.81
WP-0001	Wall Plate, WPA-701, Ambient Mic with Decora Plate	1	\$67.70	\$67.70
ST-PA-8010	Interactive Touch Controller Bundle	1	\$375.00	\$375.00
AC-0210	100' 3.5 Male to 3.5 Male Plenum Rated - Shielded	1	\$121.68	\$121.68
ST-XD-9026	XD Teacher Box with Teacher Pendant Microphone	1	\$264.08	\$264.08
	System : Library 70V CZA Classroom			
ST-XD-0601	XD Receiver with 3' Cat6	1	\$463.55	\$463.55
WP-0001	Wall Plate, WPA-701, Ambient Mic with Decora Plate	1	\$67.70	\$67.70
ST-PA-8010	Interactive Touch Controller Bundle	1	\$375.00	\$375.00
AC-0210	100' 3.5 Male to 3.5 Male Plenum Rated - Shielded	1	\$121.68	\$121.68
ST-XD-9061	XD Teacher Box with Teacher Pendant and Student Handheld Microphone	1	\$510.19	\$510.19
	System : 4 Speaker MS-600 Classroom w Existing			

DETAILED BILL OF MATERIALS



Quote **128259**

Part#	Product Name	Qty	Unit Price	Total
ST-SP-0001	CS-12 Ceiling Speaker, Circle Cut In, Plenum Rated, Set of 4	2	\$381.88	\$763.76
SE-0083.	Install Supply Kit	2	\$65.00	\$130.00
AC-0003	50' Speaker Wire Plenum Rated, White	2	\$25.83	\$51.66
ST-PA-8010	Interactive Touch Controller Bundle	2	\$375.00	\$750.00
ST-XD-9026	XD Teacher Box with Teacher Pendant Microphone	2	\$264.08	\$528.16
	System : 4 Existing Stock 2x1 Speakers Optimum System with Programming			
AC-0003	50' Speaker Wire Plenum Rated, White	2	\$25.83	\$51.66
ST-PA-8010	Interactive Touch Controller Bundle	2	\$375.00	\$750.00
AM-3250.P	MS-700 Network Amp with Integrated XD Receiver with Programming	2	\$2,089.38	\$4,178.76
ST-XD-9026	XD Teacher Box with Teacher Pendant Microphone	2	\$264.08	\$528.16
	Miscellaneous			
AC-3209	RJ45 To Screw Terminal Block Adapter	16	\$5.15	\$82.40
	Category : EPIC System School Equipment			
	System : Kitchen			
ST-AM-1028.P	CZA-1300 EPIC Common Zone Amplifier with Network Interface 1 X 300W 70V, 1U with Programming	1	\$1,014.00	\$1,014.00
	System : Admin			
ST-AM-1028.P	CZA-1300 EPIC Common Zone Amplifier with Network Interface 1 X 300W 70V, 1U with Programming	1	\$1,014.00	\$1,014.00
	System : Hallways 1-1			
ST-AM-1028.P	CZA-1300 EPIC Common Zone Amplifier with Network Interface 1 X 300W 70V, 1U with Programming	1	\$1,014.00	\$1,014.00
	System : Hallways 1-2			
ST-AM-1028.P	CZA-1300 EPIC Common Zone Amplifier with Network Interface 1 X 300W 70V, 1U with Programming	1	\$1,014.00	\$1,014.00

DETAILED BILL OF MATERIALS



Quote **128259**

Part#	Product Name	Qty	Unit Price	Total
	System : Hallways 2			
ST-AM-1028.P	CZA-1300 EPIC Common Zone Amplifier with Network Interface 1 X 300W 70V, 1U with Programming	1	\$1,014.00	\$1,014.00
	System : Hallways 3			
ST-AM-1028.P	CZA-1300 EPIC Common Zone Amplifier with Network Interface 1 X 300W 70V, 1U with Programming	1	\$1,014.00	\$1,014.00
	System : Exterior 1			
ST-AM-1028.P	CZA-1300 EPIC Common Zone Amplifier with Network Interface 1 X 300W 70V, 1U with Programming	1	\$1,014.00	\$1,014.00
IN-0126	Surge Protector Wall Mount 4 Channel	1	\$55.00	\$55.00
IN-0127	Surge Protection Module, 75V Screw Term	1	\$65.00	\$65.00
	System : Exterior 2			
ST-AM-1028.P	CZA-1300 EPIC Common Zone Amplifier with Network Interface 1 X 300W 70V, 1U with Programming	1	\$1,014.00	\$1,014.00
IN-0126	Surge Protector Wall Mount 4 Channel	1	\$55.00	\$55.00
IN-0127	Surge Protection Module, 75V Screw Term	1	\$65.00	\$65.00
	System : Exterior 3			
ST-AM-1028.P	CZA-1300 EPIC Common Zone Amplifier with Network Interface 1 X 300W 70V, 1U with Programming	1	\$1,014.00	\$1,014.00
IN-0126	Surge Protector Wall Mount 4 Channel	1	\$55.00	\$55.00
IN-0127	Surge Protection Module, 75V Screw Term	1	\$65.00	\$65.00
	System : SAFE w Enclosure System Extender MS-775 with Programming			
AM-3253.P	MS-775 Network Interface for SAFE Alert Extender with Programming (Requires PoE+)	2	\$847.00	\$1,694.00
	System : 2-Way 1 Speaker SAFE System Extender MS-775 with Programming			
AM-3253.P	MS-775 Network Interface for SAFE Alert Extender with Programming (Requires PoE+)	3	\$847.00	\$2,541.00
	System : 70V CZA Classroom			

DETAILED BILL OF MATERIALS



Quote **128259**

Part#	Product Name	Qty	Unit Price	Total
PA-1068	Tilt-out Rack 2U Surface-mount	2	\$1,138.80	\$2,277.60
ST-AM-1028.P	CZA-1300 EPIC Common Zone Amplifier with Network Interface 1 X 300W 70V, 1U with Programming	2	\$1,014.00	\$2,028.00
AC-0149	1' CAT6A Patch Cable, White	2	\$5.25	\$10.50
	System : 2-Way 2 Speaker SAFE System Extender MS-775 with Programming			
AM-3253.P	MS-775 Network Interface for SAFE Alert Extender with Programming (Requires PoE+)	1	\$847.00	\$847.00
	System : Gym 70V CZA Classroom			
ST-AM-1028.P	CZA-1300 EPIC Common Zone Amplifier with Network Interface 1 X 300W 70V, 1U with Programming	1	\$1,014.00	\$1,014.00
	System : Library 70V CZA Classroom			
ST-AM-1028.P	CZA-1300 EPIC Common Zone Amplifier with Network Interface 1 X 300W 70V, 1U with Programming	1	\$1,014.00	\$1,014.00
AC-0149	1' CAT6A Patch Cable, White	1	\$5.25	\$5.25
SP-0300	70V Ceiling Speaker, Circle Cut In	21	\$124.80	\$2,620.80
PA-0191	Volume Control 25/70V	26	\$31.45	\$817.70
SP-1036	Low Profile Speaker	9	\$432.00	\$3,888.00
SP-1091	Speaker Quam System 36VPS 70v Loudspeaker	12	\$249.60	\$2,995.20
SP-1028	70V Slanted, Square, Wall Mount Speaker	17	\$64.02	\$1,088.34
SP-1097	6.5" 70V Outdoor/Indoor Speaker 2-way	11	\$240.00	\$2,640.00
AC-0152	CAT6A by the Foot, Plenum Rated - White	1000	\$0.97	\$970.00
	Category : InfoView Equipment			
	System : Hallway Double Sided - Wall, Visual Messaging Display			
ST-EP-0231	Double-sided InfoView Display with Wall Mount (Requires PoE+)	10	\$2,684.39	\$26,843.90
	Category : Services			
	System : 2x2 Existing Speaker			

DETAILED BILL OF MATERIALS



Quote **128259**

Part#	Product Name	Qty	Unit Price	Total
SE-1068	Installation of 70V Ceiling Speaker/ Equipment	12	\$180.00	\$2,160.00
	System : 4 Speaker MS-600 Classroom w Existing			
SE-0035	Installation of Audio System	2	\$416.00	\$832.00
SE-0081	Installation of Wallplate	2	\$86.00	\$172.00
	System : SP-1022 Existing Stock			
SE-1068	Installation of 70V Ceiling Speaker/ Equipment	1	\$180.00	\$180.00
	System : SP-0300 Existing Stock			
SE-1068	Installation of 70V Ceiling Speaker/ Equipment	70	\$180.00	\$12,600.00
	Category : Training			
	Miscellaneous			
EP-0035	EPIC Administrator Training	1	\$500.00	\$500.00

DETAILED BILL OF MATERIALS



Quote **128259**

Additional BOM Items

Part#	Product Name	Qty	Unit Price	Total
	Category : Classroom Equipment			
SE-0083.	Install Supply Kit	45	\$65.00	\$2,925.00
	Category : EPIC System School Equipment			
AC-0004	18/2 Spooled Speaker Wire Plenum Rated Per Foot, White	6000	\$0.71	\$4,260.00
	Category : Services			
SE-0002	Installation Labor Per Hour	6	\$86.00	\$516.00
SE-0037	Installation of 2-Way Intercom System	6	\$453.00	\$2,718.00
SE-0038	Installation of Common Zone Amplifier	13	\$265.00	\$3,445.00
SE-0025	Travel Fee	1	\$1,650.00	\$1,650.00
SE-0078	Installation of Double Display	10	\$494.00	\$4,940.00
SE-0073	Project Management Services	70	\$120.00	\$8,400.00
SE-0032	Inspection & Commissioning	70	\$110.00	\$7,700.00
TX-0005	Final Testing and Configuration	7343	\$1.00	\$7,343.00
SE-1072	Installation of 70V Wall Speaker/Equipment	17	\$375.00	\$6,375.00
SE-1073	Installation of 70V Outdoor Speaker/Equipment	11	\$425.00	\$4,675.00
SE-1068	Installation of 70V Ceiling Speaker/Equipment	68	\$180.00	\$12,240.00
SE-0035	Installation of Audio System	41	\$416.00	\$17,056.00
SE-0081	Installation of Wallplate	55	\$86.00	\$4,730.00
	Category : Contingency			
SE-0067	Optional Contingency	172	\$100.00	\$17,200.00

LIMITED WARRANTY



Audio Enhancement® is pleased to offer a limited manufacturer’s warranty (“Limited Warranty”) in which Audio Enhancement warrants that the product will be free from defects in materials and workmanship under normal use. The warranty duration depends on the product as defined by the table included with this document. The limited warranty applies only if the products are installed according to the manufacturer’s instructions, by an Audio Enhancement certified installer where specified, and there is no evidence of misuse, abuse, mishandling, neglect, unauthorized modification, or repair.

WARRANTY LENGTH	EQUIPMENT COVERED
7 Years	MS-700, MS-720, MS-775, XD Teacher Microphone (STM-24), XD Student Microphone (SHH-24), XD Receiver (SRC-24), Ceiling Speaker, Wall Speaker, and 70 V Speakers
5 Years	XD Solo®, BEAM, EPIC System Hard Drives, and EPIC Head End Appliance
3 Years	Educam360® (All Variants), EduCamPTZ (All Variants), Interactive Touch Controller (ITC), InfoView Displays, EPIC System Kiosk, and EPIC Kiosk Microphone
1 Year	Uninterrupted Power Supply (UPS), Adaptors, Mic360®, and Lithium-ion Batteries (supplied by Audio Enhancement®)
Other Manufacturers	Any product that is not specifically mentioned in one of the other categories. Products supplied as part of a system that are from other manufacturers carry their manufacturers warranty, or the Audio Enhancement one year warranty, whichever is greater.

SAFE System® (Signal Alert For Education—patent pending) is an alert notification system not intended to be a life-saving device or prevent emergencies. Audio Enhancement, our agents, employees, subsidiaries, affiliates and parent companies are exempt from liability for any loss, damage, injury or other consequence arising directly or indirectly from the application of our equipment. In the event of misuse or malfunction of the SAFE System or any of its components, Audio Enhancement, our agents, employees, subsidiaries, affiliates and parent companies are exempt from liability for any loss, damage, injury or other consequence arising directly or indirectly therefrom.

TECHNICAL SUPPORT

Audio Enhancement® Technical Support Representatives are available to assist by phone, chat, and email. With offices in West Jordan, Utah; Apopka, Florida; and Alpharetta, Georgia, we offer additional regional resources to ensure our customers have all the support to meet their needs.

Contact Support

Hours - Monday - Friday, 7:00 AM - 8:00 PM EST

Phone - 800.932.3578

Email - Support@AudioEnhancement.com

Chat and RMA - www.AudioEnhancement.com/Support/

Additional Support

Training Website - Training.AudioEnhancement.com

YouTube - [YouTube.com/user/AudioEnhancementInc](https://www.YouTube.com/user/AudioEnhancementInc)

Support Levels

Level 1 - Support for basic audio systems. Tickets are created when a phone call is made, RMA is submitted, or an email is sent to support. Level 1 support services include troubleshooting with microphones, batteries, cabling, volume levels, information requests, and basic EPIC troubleshooting and setup.

Level 2 - When a higher level of support is required, tickets are escalated to Level 2 support. This type of support includes advanced audio troubleshooting. Enhanced EPIC support including device configuration, SIP integration, LDAF integration, and configuration of VIEWPath and VIEWPath Live.

Level 3 - Final escalations are handled by Audio Enhancement engineers and developers with 10+ years of experience.

Additional Support Personnel

Audio Enhancement is headquartered in West Jordan, Utah with two offices in Apopka, Florida and Alpharetta, Georgia. Between our three offices and field services reps across the country, Audio Enhancement can provide additional onsite support when needed.

STATEMENT OF FEATURES



Project Information

Project Summary *

This is not a new construction quote, but I've included in here the construction documents and quotes from our last project for you to account for in this design. We need to quote the remaining spaces and hallways not covered by the construction phase and take-offs. Server is already installed and operational at campus.

Request design team to design your school? *

Yes

When do you need the design completed by?

Standard Turn Around Time

Will this project be using a Contract? *

TIPS/TAPS

Will Audio Enhancement be Installing? *

Yes

Does this project utilize Davis Bacon rates or Prevailing Wage?

No

Site Status at Any Point During Implementation *

None of the above

Are there any drawings or specifications we are required to meet for this project? *

No

Are we reusing existing intercom speakers?

No

Will Audio Enhancement be Commissioning?

Yes

Action Sheet

MEETING DATE: May 20, 2026

AGENDA ITEM: **Discuss and consider approval to Purchase Newline 86-inch Interactive Display Panel Bundle through HOWARD Technology Solution.**

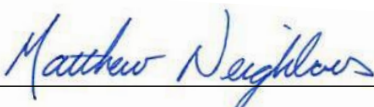
The District is overseeing the purchase of classroom technology to support student learning. By acquiring the Newline 86-inch Interactive Display Panel Bundle through HOWARD Technology Solutions, we aim to enhance student achievement through increased engagement, collaboration, and personalized learning. These interactive panels offer rich multimedia features that make lessons more dynamic, support various learning styles, and foster active participation. They also enable differentiated instruction and promote critical thinking, leading to better retention, deeper understanding, and improved academic success. This purchase will further our goal of standardizing instructional technology across the district.

The total cost of \$110,397.00 includes a 7-year warranty with free replacement, digital signage software and wall mounts, adding long-term value and reducing future maintenance or installation costs. By leveraging our direct vendor relationships, we also secured the largest available savings and discounts, avoiding the higher markups typically seen when purchasing through a general contractor and subcontractor. This approach ensures both cost efficiency and high-quality materials for our classrooms.

This expenditure will be allocated from the Prop C Middle School Renovations fund for Austin Elementary School, continuing the site improvements initiated in the summer of 2024.

Total Amount \$ 110,397.00
Buy Board# 760-25

RECOMMENDATION: **I move that the Board of Trustees approve Newline 86-inch Interactive Display Bundle through HOWARD Technology Solution in the amount of \$110,397.00 as presented.**



Matthew Neighbors Ed. D.
Superintendent



Jeff Martello
Chief Financial Officer

36 Howard Drive-Ellisville, MS 39437
P.O. Box 1590-Laurel, MS 39441



888.912.3151 general-601.399.5077 fax
888.323.3151 technical support

A Division of Howard Industries, Inc.
www.Howard.com

Online Quotation

Quote No:	AB11 1636809.00	Quote Date:	April 22, 2026
Customer Name:	Irene Perez	Phone Number:	4097665175
Company Name:	Galveston ISD	Fax Number:	
Quote Name:	OPP 035769 Austin Elementary		

Item 1

Category	Description	Qty.	Unit Price	Ext. Price
System Type:	Accessories			
1:	Newline TT-8624QP : 86in Bundle with Coirle Perpetual License- include EPR8A00286-002 (2-year warranty extension to make a total of 7 years) MPN: TT-8624QP-coi Contract: BuyBoard 760-25	40	\$2,346.00	\$93,840.00
2:	Newline EPR8A50600-000 MPN: EPR8A50600-000 Contract: BuyBoard 760-25	40	\$0.00	\$0.00
Sub-Total:				\$93,840.00
Shipping & Handling:				Included
Taxes:				Tax Exempt
Total for Item 1:				\$93,840.00

This Quote will expire on June 21st, 2026.
Please include your Quote Number on your Purchase Order.

Item 2

Category	Description	Qty.	Unit Price	Ext. Price
System Type:	Accessories			
1:	Howard - Installation of Equipment MPN: Opp 035769 Labor	1	\$16,557.00	\$16,557.00
Sub-Total:				\$16,557.00
Shipping & Handling:				Included
Taxes:				Tax Exempt
Total for Item 2:				\$16,557.00

This Quote will expire on June 21st, 2026.
Please include your Quote Number on your Purchase Order.

Total for all pre-configured items

Sub-Total:	\$110,397.00
Shipping & Handling :	Included
Taxes:	Tax Exempt
Total:	\$110,397.00

Notes:

Value Adds

- 7 Year Advanced Replacement Warranty with a 1% Free Reserve Stock
- Perpetual Licenses of:
 - Newline Display Management
 - Engage Cloud
 - Newline Cast
 - Newline Broadcast
- Free Support
- Free On Site and Virtual Training

THIS QUOTATION IS EXPRESSLY LIMITED TO, AND EXPRESSLY MADE CONDITIONAL ON, PURCHASER'S ACCEPTANCE OF THE TERMS HEREIN AND ACCEPTANCE OF HOWARD'S GENERAL TERMS AND CONDITIONS OF SALE (LOCATED AT: <https://www.howardcomputers.com/info/termsofsale.cfm>), WHICH ARE FULLY ADOPTED AND INCORPORATED HEREIN BY REFERENCE. PURCHASER'S SUBMISSION OF A PURCHASE ORDER PURSUANT TO THIS QUOTATION CONSTITUTES PURCHASER'S ACCEPTANCE OF AND AGREEMENT WITH HOWARD'S GENERAL TERMS AND CONDITIONS OF SALE. HOWARD OBJECTS TO ANY DIFFERENT OR ADDITIONAL TERMS. A COPY OF THE ABOVE- REFERENCED GENERAL TERMS AND CONDITIONS OF SALE MAY ALSO BE OBTAINED BY CALLING 1-888-912-3151 OR EMAILING webmaster@howardcomputers.com.

Howard's product warranties, return policies and related information are also available at <https://www.howardcomputers.com/support/warranties.cfm> and <https://www.howardcomputers.com/support/returnpolicy.cfm>, or may be obtained by calling 1-888-912-3151 or emailing webmaster@howardcomputers.com.

Howard hereby reserves the right to unilaterally withdraw and/or revise any Quotation or quoted prices at any time, including in the event its manufacturing or procurement costs increase due to circumstances such as fluctuations in vendor pricing - particularly for critical components such as RAM - or the imposition by the United States or any other country of new or higher tariffs, taxes, duties, fees, or similar charges.

Action Sheet

MEETING DATE: May 20, 2026

AGENDA ITEM: Discuss and consider approval to Purchase the Structured Cabling Installation

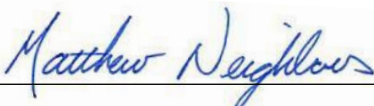
To support the final phase of the Austin Elementary School renovation, the district has contracted a specialized low-voltage vendor LMT, leveraging a technology cooperative to secure the best possible pricing for the project. LMT is tasked with building out the essential Power over Ethernet (PoE) infrastructure required to run the new Audio Enhancement Solutions (AES) system. Their primary scope includes cabling all necessary areas to provide data and power to AES devices, professionally running and concealing these cables down and through the walls to maintain a safe, visually clean, and tamper-proof learning environment.

Beyond the network infrastructure, the vendor will also execute the necessary structural and electrical work to integrate advanced visual technology into the classrooms. This involves structurally reinforcing the walls to safely support the weight of the new Interactive Displays (IADs) prior to mounting the panels securely. To ensure a seamless finish, the LMT will handle miscellaneous electrical and facility modifications, including installing new electrical outlets or relocating existing ones to perfectly align with the new IADs and AES hardware.

This final purchase will complete the campus-wide technology refresh, retrofitting the last 47 classrooms, hallways and offices not captured in the original phase of construction, and ensuring that the entire school benefits from these advanced solutions. This purchase will be paid out of Proposition C of the 2022-2023 Bond Funds. Purchasing Cooperative TIPS/TAPS will be used for this project. Contract # 220105. Technology Solutions Products and Services

Total Amount \$ 81,550.00

RECOMMENDATION: I move that the Board of Trustees approve the Structured Cabling Installation in the amount of \$81,550 as presented for Austin Elementary School


Matthew Neighbors Ed. D.
Superintendent


92
Jeff Martello
Chief Financial Officer

Audio Enhancement Data Cabling 2026 - Austin	Audio Enhancement Data Cabling 2026 - Austin MS
--	---



LIVE MOBILE TECHNOLOGY INC.

From
 Live Mobile Technology Inc.
 8226 Cotton Dr
 Richmond, TX 77469

To
 Galveston Independent School District
 Michael Le
 ATTN : Accounts Payable. P.O. Box 660
 Galveston, TX 77553

Quote 7619329
Issued May 12, 2026

ITEM	QUANTITY	PRICE	TOTAL
***** AUSTIN MS - AUDIO ENHANCEMENT INTERACTIVE BOARD MOUNTING ***** 40 INTERACTIVE BOARDS	1	\$0.00	\$0.00
Interactive Board Display Mounting and Installations Professional Services , Mounts and Interactive Board Installations and Testing Installation of Interactive Board and Mounting Accessories. Audio cable cabling from Source going to display input and Cable Organization. Setup and Testing of functionality. Cabling Organization. Run Raceway when cabling is exposed.	40	\$725.00	\$29,000.00
TIPS CONTRACT 260101 TIPS CONTRACT 260101 Reference : Live Mobile Technology Inc. Tips Contract 260101 - Assistive Technology Goods and Services	1	\$0.00	\$0.00
Scissor Lift - Client Provided SCISSOR LIFT - GISD PROVIDED INTERACTIVE BOARD AND MOUNTING HARDWARE - GISD PROVIDED	1	\$0.00	\$0.00

93

Subtotal: \$29,000.00
 Tax: \$0.00

Total: **\$29,000.00**

To indicate your acceptance of the above, sign electronically below.

Audio Enhancement Data Cabling 2026 - Austin	Audio Enhancement Data Cabling 2026 - Austin MS
--	---



From Live Mobile Technology Inc. 8226 Cotton Dr Richmond, TX 77469	To Galveston Independent School District Michael Le ATTN : Accounts Payable. P.O. Box 660 Galveston, TX 77553	Quote Issued 7611582 May 7, 2026
--	--	---

ITEM	QUANTITY	PRICE	TOTAL
***** AUSTIN MS - AUDIO ENHANCEMENT DATA LINES AND ELECTRICAL ***** 94 DATA LINES 47 ELECTRICAL OUTLET	1	\$49,750.00	\$49,750.00

Austin MS - Audio Enhancement Data Cabling 2026 - 94 Data Lines/Drops 94 Data (Approximate 2 Data for each Classroom) HIGH CEILING CLASSROOMS AND HALLWAYS	94	\$0.00	\$0.00
--	----	--------	---------------

Scope of Work: Provide data cabling services, including running new lines based on the provided map or relocating existing data lines. Work will be performed in accordance with GSD standards.

Includes:

- All necessary parts and labor
- Installation of service loops at both ends of each cable
- Additional J-hooks as needed or use of existing cable pathways where available
- Cat6 Solid Copper Plenum-Rated Cable (Blue)
- Termination of all Cat6 cables
- Fluke testing and verification of all cable runs
- Installation of connectors and patch cables at MDF, IDF, and end-user locations
- 3/4 Velcro and Patch cords

Electrical Outlet - Power Outlet for Interactive Board Provide all parts and labor to install 26 receptacles and power for an interactive display panel. Existing 120V circuit in the classroom will be reused. Installation will utilize 12/2 MC cable	47	\$0.00	\$0.00
	95		

Contingency – Boring , Wall Penetrations or Raceways Scope of Work: Includes conduit or raceway installation for all exposed wiring, as needed. Covers wall penetration or core boring through concrete or other materials when required to complete the installation.	1	\$2,800.00	\$2,800.00
TIPS CONTRACT 260101 TIPS CONTRACT 260101 Reference : Live Mobile Technology Inc. Tips Contract 260101 - Assistive Technology Goods and Services	1	\$0.00	\$0.00
Scissor Lift - Client Provided GSD PROVIDED	1	\$0.00	\$0.00

Subtotal: \$52,550.00
 Tax: \$0.00
 Total: **\$52,550.00**

To indicate your acceptance of the above, sign electronically below.

Type your name

Action Sheet

MEETING DATE: May 20, 2026

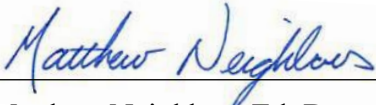
AGENDA ITEM: Discuss and Consider Approval of the proposed MOU for the Groundswell Outdoor Learning Educator Program

This MOU is entered effective August 1, 2026 through July 1, 2028 between the Galveston Independent School District (GISD) and Groundswell (formerly Galveston's Own Farmers Market). This MOU is in regards to Groundswell's Outdoor Learning Educator (OLE) position that will serve GISD campuses and students .

Program Overview : Groundswell will provide a full-time Outdoor Learning Educator (OLE) to work onsite in the Young Gardeners Program's (YGP) school gardens with GISD teachers and students with their focus on TEKS-based curriculum and providing experiential outdoor education combined with job-embedded professional development.

A total of \$30,000 will be for SY2026 – 2027. A total of \$40,000 will be for SY2027 – 2028. Funding Source is the general fund and grant funding if available. Vendor is Groundswell.

RECOMMENDATION: I move that the MOU for the Groundswell Outdoor Learning Educator Program in the amount not to exceed \$70,000 for FY27 and FY28.



Matthew Neighbors Ed. D.
Superintendent



Jeff Martello
Chief Financial Officer



Memorandum of Understanding (MOU)

This agreement is entered effective **August 1, 2026** through **July 1, 2028** between the Galveston Independent School District (GISD) and Groundswell (formerly Galveston's Own Farmers Market). This MOU is in regards to Groundswell's Outdoor Learning Educator (OLE) position that will serve GISD campuses and students .

Program Overview: Groundswell will provide a full-time Outdoor Learning Educator (OLE) to work onsite in the Young Gardeners Program's (YGP) school gardens with GISD teachers and students with their focus on TEKS-based curriculum and providing experiential outdoor education combined with job-embedded professional development. The specific location, dates, curriculum, etc will be determined at a later date.

GISD agrees to:

- Provide funds of \$70,000 to Groundswell for the Outdoor Learning Education program:
 - SY2026 - 2027: \$30,000
 - SY2027 - 2028: \$40,000
- Provide access to the school, gardens, students and faculty as needed and agreed upon for the OLE and professional development

Groundswell agrees to:

- Provide an Outdoor Learning Educator (a full-time, Groundswell employee)
- Provide TEKS-based curriculum
- Provide the supplies needed to maintain the gardens and support the OLE curriculum

Both parties acknowledge and agree to abide by the terms set forth in this MOU.

Signed and Agreed:

Galveston Independent School District

Groundswell

Printed Name & Title

Printed Name & Title

Signature Date

Signature Date



Subject: Sole Source Vendor Justification – The Young Gardeners Program

To Whom It May Concern:

This letter serves as formal documentation that the Young Gardeners Program, operating under the auspices of Groundswell (formerly known as Galveston's Own Farmers Market), is a sole source vendor for the specialized educational gardening services it provides to Galveston ISD's afterschool and schoolday programs.

The Young Gardeners Program offers a unique and integrated educational experience that combines hands-on gardening instruction with STEM, health, nutrition, and environmental science. The program is uniquely positioned to support the district's TOR Kids/Prep (TKP), Texas ACE Afterschool Programs and provide 'Outdoor Education,' their schoolday bell-to-bell operations that align directly with GISD's intent to provide high-quality enrichment opportunities that reinforce academic learning beyond the traditional classroom.

Sole Source Justification:

1. Exclusive Curriculum and Instructional Methodology

The Young Gardeners Program utilizes a proprietary curriculum developed specifically for elementary and middle school students, grounded in evidence-based gardening education. The lessons are aligned with the Texas Essential Knowledge and Skills (TEKS) standards and are not commercially available nor replicated by other providers in the region.

2. Certified Local Expertise

Program delivery is led by trained staff of Groundswell's Young Gardeners Program who receive annual foundational training and ongoing monthly professional development under the direction of the Young Gardeners Program Director and trusted experts in school garden education. This local expertise ensures program continuity, cultural relevance, and adherence to the unique climate and soil conditions of our region—benefits that generic, nationally based programs cannot replicate.

3. Established Partnership and Infrastructure

The Young Gardeners Program maintains a long-standing and active partnership with Galveston ISD, offering garden-based enrichment at multiple campuses. The organization has built and maintained on-site gardens and developed customized programming tailored to each school's needs. The depth of this infrastructure and these established relationships are not easily replicated by alternative providers.

4. **Grant-Required and Community-Specific Programming**

The services provided by the Young Gardeners Program are embedded in the scope of work and sustainability plans for several GISD grant-funded initiatives. These include programs supported by the 21st Century Community Learning Centers and local foundation partners, such as the TOR Kids/Prep (TKP) Afterschool Program, Galveston ISD Education Foundation and beyond.

Replacing this vendor would risk compromising the integrity and compliance of these grant-funded initiatives.

5. **No Comparable Alternative**

Following a review of regional and state-level providers, no other vendor was identified that offers the same combination of local presence, certified instructional staff, proprietary curriculum, and proven success within GISD. The Young Gardeners Program is the only known provider capable of meeting the district's requirements for gardening-based educational programming under current funding conditions.

For the reasons outlined above, the Young Gardeners Program is considered a sole source vendor for Galveston ISD's afterschool and schoolday programming. Should you have any questions or require further documentation, please do not hesitate to contact my office directly.

Action Sheet

MEETING DATE:

May 20, 2026

AGENDA ITEM:

Discuss and consider purchasing IXL Math Supplemental software for grades K-8 for two years using TKP Afterschool funds for an amount not to exceed \$115,000.

IXL Learning Math software content is a Kindergarten through grade 8 visual instructional program that helps students gain fluency and confidence in math. IXL helps students master essential skills at their own pace through fun and interactive questions, built in support, and motivating awards. This software has been used by the school district both during school day and after school for instruction and tutoring sessions with small and large groups for the past two years and has been requested for renewal due to its success with students.

The IXL Learning platform has been adopted by the state as an approved Math supplemental through the new IMRA process and was selected by House Bill 1416 as one of the three math softwares allowed to be used to waive the required small group instruction ratio for grades 4 through 8.


As previously stated, the Math Supplemental package provided by IXL Learning is an SBOE-approved instructional material that successfully completed the IMRA process. This is a state-approved product for the grade levels and instructional materials being purchased.

RECOMMENDATION:

I move that the Board of Trustees approve the purchase of IXL Math Supplemental software for grades K-8 for two years using TKP Afterschool funds for an amount not to exceed \$115,000.



Matthew Neighbors Ed. D.
Superintendent



Dr. Annette Scott
Assistant Superintendent for Student Support

Action Sheet

MEETING DATE:

May 20, 2026

AGENDA ITEM:

Discuss and consider approval for the purchase of NWEA testing software for the 2026-2027 school year using IMTA funds for an amount not to exceed \$80,000.

Galveston ISD Administration is requesting the Board's approval for the purchase of NWEA licenses. Following its acquisition by HMH, NWEA remains a nonprofit organization. Its growth score format allows teachers and administrators to track student progress in reading and math from one school year and campus to the next. Student performance data from MAP is also used to allocate campus resources and support grant data reporting.


Since the implementation of NWEA MAP, the district has no longer needed Renaissance, TPRI, Tejas LEE, or Iowa assessments. In addition, NWEA MAP would provide the 7th-grade reading instrument required by TEA. Funding for NWEA MAP this year would be provided through IMTA.

RECOMMENDATION:

I move that the Board of Trustees approve the purchase of NWEA testing software for the 2026-2027 school year using IMTA funds for an amount not to exceed \$80,000.



Matthew Neighbors Ed. D.
Superintendent



Dr. Annette Scott
Assistant Superintendent for Student Support



SALES ORDER

Order Date: 05/11/2026

Start Date: 08/01/2026

Order #: 00141790

End Date: 07/31/2027

Prepared For

Account Name: Galveston ISD

Agency Code: 20399

Primary Contact: Jeff Post

Email: jeffreypost@gisd.org

Customer Information

Galveston ISD
4302 Avenue Q (GATE on 43RD ST)
Galveston, TX 77550
United States

Bill-To Information

Galveston ISD
PO Box 660
Galveston, TX 77553
United States

NWEA Sales Point of Contact

Sarah Beth Stagg

sarahbeth.stagg@hnhco.com

Products & Services

Product	Catalog Price	Sales Price	Quantity	Total Price	Item Discount
MAP Growth Science (Add-On)	\$2.75	\$2.75	450	\$1,237.50	-\$0.00
MAP Growth K-12	\$14.50	\$13.25	4,000	\$53,000.00	-\$5,000.00
MAP Reading Fluency Add-on for Bundle price (incl. English & Spanish)	\$7.00	\$7.00	1,350	\$9,450.00	-\$0.00
MAP Growth- Foundations Online – Bundle Add-on	\$750.00	\$750.00	1	\$750.00	-\$0.00
MAP Reading Fluency- Foundations Online – Bundle Add-on	\$750.00	\$750.00	1	\$750.00	-\$0.00

Discount	-\$5,000.00
Subtotal	\$65,187.50
Estimated Tax	\$0.00
Grand Total	\$65,187.50



Notes

Choice Partners Coop RFP #22/038SG-R2

Invoicing Information

Unless otherwise specified, payment terms are Net 30. Remittance instructions will be included with your invoice.

Until this Sales Order is signed, the pricing is valid for 30 days from the Order Date listed at the top of this document. Please confirm the billing address or specify changes to your Sales Point of Contact.

For a copy of the latest NWEA division W-9, it is available at <https://support.hmhco.com/s/article/Billing-and-Invoices>. Click on "Requesting a W-9" and select "NWEA".

The Tax ID for NWEA, a division of HMH Education Company, is 04-1456030.

Terms and Conditions

This Sales Order is between Customer and NWEA, a division of HMH Education Company, and is subject to the HMH Standard PreK-12 Terms of Purchase located at <https://www.hmhco.com/terms-of-purchase> (the "Agreement") for the Products and Services listed above. By signing this Sales Order, you agree you have read, understand, and agree to the Agreement.

Signature

Customer
Signature: _____

Customer
Printed Name: _____

Date: _____

Customer Title _____



Action Sheet

MEETING DATE:

May 20, 2026

AGENDA ITEM:

Discuss and consider approval to purchase the Studies Weekly Social Studies curriculum for Kindergarten through Grade 6 for a four-year period using IMTA and/or IMRA funds in the amount of \$129,500.

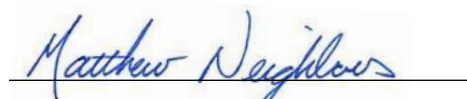
Galveston ISD has used the adopted Studies Weekly Social Studies curriculum for Kindergarten through Grade 6 for approximately the past six years. The program includes both digital and printed consumable components, allowing teachers to differentiate instruction based on curriculum content and student needs. Studies Weekly also provides printed materials in Spanish to support dual language instruction classes and emergent bilingual students.

Galveston ISD is requesting approval to purchase four years of the curriculum in order to take advantage of multi-year discounts. Currently, the state adoption schedule indicates that a new Social Studies adoption will occur at the end of that four-year period.


The Studies Weekly curriculum is an SBOE-approved product and is included on the state list of approved instructional materials for both its English and Spanish editions.

RECOMMENDATION:

I move the Board of Trustees approve the purchase of the Studies Weekly Social Studies curriculum for Kindergarten through Grade 6 for a four-year period using IMTA and/or IMRA funds in the amount of \$129,500.



Matthew Neighbors Ed. D.
Superintendent



Dr. Annette Scott
Assistant Superintendent for Student Support



REQUIRED FOR SHIPPING

All fields required. Orders require a purchase order before shipping. Orders begin shipping in April for the next school year. Orders default to partial shipping in mid-August unless specified otherwise. Someone must be present to sign for delivery.

Billing Name, Phone, Email (Billing contact if different than listed)

Billing PO #

Shipping Name, Phone, Email

Shipping Address (if different from listed)

School Start Date

Receive By Date

REQUIRED: When are you NOT available to receive the materials?

No shipping restrictions _____
Exclusion Dates for receiving

REQUIRED: Would you like to receive your materials as they become available or would you like us to hold your order until all can be shipped together?

Partial Ship Whole Ship

Signature

Date

To cancel an order, contact Customer Service BEFORE your order is shipped. Returns and refunds must be in original, unused condition and returned within 30 days. The customer pays return shipping and a \$10 restocking fee per classroom box.

District Purchasing Agents:

As you plan your curriculum shipments, please be aware of the following changes to the Studies Weekly shipping policies.

Studies Weekly will not supply freight orders sorted by school or ship district freight orders directly to schools after July 15. **If you require your orders sorted or sent directly to each school, you must order by June 30 and receive them by July 15.**

Orders made after July 15 will be shipped to a single district address.

Thank you for partnering with us to educate Texas students.

By signing this quote, you agree to all terms and conditions at <http://studiesweekly.com/legal>

Please submit this quote with your purchase order.

Occasionally, due to weather or other unforeseen circumstances, delivery may take longer than expected. However, you will have online access to your curriculum before that, depending on the time of year and if you roster your students.

QUOTE #121902

Quote Issued: 05/06/2026

Expiration: 08/06/2026

Begin School Year: 2026-2027

End School Year: 2029-2030

Referral: Sales Rep

School Start Date: 08/21

REQUESTER

ERIC MUELLER
GALVESTON INDEPENDENT SCHOOL DIST
PO BOX 660
GALVESTON, TX 77553
EricMueller@gisd.org
(409) 766-5100

CONTACT US

1140 N 1430 W Orem, UT 84057
Phone: 866-311-8734 | Fax: 866-531-5589
Email: orders@studiesweekly.com

REGIONAL MANAGER

Joy Schaerrer
joy.schaerrer@studiesweekly.com

ACCOUNT MANAGER

Dennise Thompson
dennise.thompson@studiesweekly.com
(801) 347-0412

TERMS AND CONDITIONS

Please visit <http://www.studiesweekly.com/legal/> to learn more about our legal terms.

Galveston Independent School Dist

3904 Avenue T
Galveston, TX 77550

Grade	SKU	Title	Class	Unit Price	Qty	Cost
Social Studies						
0	TXSW0	Texas Studies Weekly - My Home and School Commu	17	\$37.00	400	\$14,800.00
0	TXSWES0	Texas Studies Weekly - Mi hogar y comunidad escolc	7	\$37.00	150	\$5,550.00
1	TXSW1	Texas Studies Weekly - My School and Local Commu	17	\$37.00	400	\$14,800.00
1	TXSWES1	Texas Studies Weekly - Mi escuela y comunidad loca	7	\$37.00	150	\$5,550.00
2	TXSW2	Texas Studies Weekly - Connecting My Communities	19	\$37.00	450	\$16,650.00
2	TXSWES2	Texas Studies Weekly - Conectando mis comunidada	7	\$37.00	150	\$5,550.00
3	TXSW3	Texas Studies Weekly - Our Expanding Community	19	\$37.00	450	\$16,650.00
3	TXSWES3	Texas Studies Weekly - Nuestra comunidad en expar	7	\$37.00	150	\$5,550.00
4	TXSW4	Texas Studies Weekly - Our State	19	\$37.00	450	\$16,650.00
4	TXSWES4	Texas Studies Weekly - Nuestro estado	7	\$37.00	150	\$5,550.00
5	TXSW5	Texas Studies Weekly - Our Nation	19	\$37.00	450	\$16,650.00
5	TXSWES5	Texas Studies Weekly - Nuestra nación	7	\$37.00	150	\$5,550.00
					Total	\$129,500.00

Sub Total: \$129,500.00



Tax:	\$0.00
Shipping:	\$0.00

Total: \$129,500.00

QUOTE #121902

Quote Issued: 05/06/2026
 Expiration: 08/06/2026
 Begin School Year: 2026-2027
 End School Year: 2029-2030
 Referral: Sales Rep
 School Start Date: 08/21

Thank you.

for your interest in Studies Weekly. If you are ready to purchase, please provide the information above and submit your order.

REQUESTER

ERIC MUELLER
 GALVESTON INDEPENDENT SCHOOL DIST
 PO BOX 660
 GALVESTON, TX 77553
 EricMueller@gisd.org
 (409) 766-5100

CONTACT US

1140 N 1430 W Orem, UT 84057
 Phone: 866-311-8734 | Fax: 866-531-5589
 Email: orders@studiesweekly.com

REGIONAL MANAGER

Joy Schaerrer
 joy.schaerrer@studiesweekly.com

ACCOUNT MANAGER

Dennise Thompson
 dennise.thompson@studiesweekly.com
 (801) 347-0412

TERMS AND CONDITIONS

Please visit
<http://www.studiesweekly.com/legal/> to
 learn more about our legal terms.

Action Sheet

MEETING DATE:

May 20, 2026

AGENDA ITEM:

Discuss and consider approval of a resolution for a Good Cause Exception for Alamo.

RECOMMENDATION:

I move that the Board of Trustees approves the Good Cause Resolution for Alamo.



Matthew Neighbors Ed. D.
Superintendent



Galveston ISD

Resolution to Declare a Good Cause Exception
for Chapter 61 School Safety Requirements

WHEREAS, Section 37.351(a) of the Texas Education Code requires the school district to ensure that each facility complies with each school facilities standard, including performance standards and operational requirements, related to safety and security adopted under Section 7.061 or provided by other law or agency rule.

WHEREAS, Section 37.351(b) of the Texas Education Code requires the school district to develop and maintain documentation of the district's implementation of and compliance with school safety and security facilities standards for each district facility, including a good cause exception, if claimed.

WHEREAS, Section 37.353 of the Texas Education Code provides that if the school district is unable to bring a district facility into compliance with a school facilities standard related to safety and security, the district may claim a good cause exception from the requirement due to the age, physical design, or location of the facility, the projected remaining use or functional life of the facility, availability of funds, or supply chain obstacles.

NOW, THEREFORE, BE IT RESOLVED that the Board of Trustees of Galveston Independent School District hereby determines that the School District is unable to bring all district facilities into compliance with a school facilities standard related to safety and security;

BE IT FURTHER RESOLVED that the Board of Trustees determines that:

The District's noncompliance is attributable to the age and functional life of the Alamo facility, which is approximately 87 years old. The height of the surrounding fencing does not meet updated requirements. The landline telephone system cannot place emergency calls and lacks SPAT capability. However, this campus does not release students outdoors for physical education and primarily serves students in grades 9-12 (AIM) and 5-12 (DAEP). There is a full-time officer on duty at the location, and the GISD PD headquarters is located on site until completion of Ball South in late 2027. Furthermore, the facility is slated for demolition in 2028 as part of the final phase of the Bond 2022 program.

BE IT FURTHER RESOLVED that the Board of Trustees, having claimed a good cause exception; will develop and document the alternative standard with which the District is able to comply, in accordance with Section 37.353 of the Texas Education Code.

BE IT FURTHER RESOLVED that the Board of Trustees determines that the appropriate alternative performance standard for which the district is able to comply is to maintain the existing fencing, secure all exterior entrances to the facility, and require the current policy remain in place for all physical education classes to occur inside the secure gymnasium. :

FINALLY, BE IT RESOLVED that the Board of Trustees, having claimed a good cause exception, will develop and document an alternative standard with which the district is able to comply.

Adopted this 20th day of May, 2026, by the Board of Trustees.

Presiding officer's signature (Tony Brown, President):

Secretary's signature (Mindy Lakin):

Galveston ISD

Appendix

Alternative Standard for Galveston ISD Alamo Facility

1. Perimeter fencing shall remain with added signage noting “GISD Property”
2. The exterior doors will remain locked, and door checks will be conducted daily
3. Students will not be permitted to conduct lessons outdoors and should be monitored during arrival and release times.
4. An armed police officer/guardian will be assigned to campus.
5. GISD PD Headquarters will remain at facility until students are moved to new Ball South.