



Agenda of Regular Meeting

The Board of Trustees Galveston Independent School District

A Regular Meeting of the Board of Trustees of Galveston Independent School District will be held April 19, 2023, beginning at 6:00 PM in the Lovenberg Administration Building, 3904 Avenue T, Galveston, TX 77550.

The subjects discussed or considered or upon which any formal action may be taken are as listed below. Items do not have to be taken in the order shown.

- 1) Call to order Open Session in the Board Room of the Lovenberg Administration Building, 3904 Avenue T, Galveston, Texas.
- 2) Pledge of Allegiance to the United States flag and the Texas flag.
- 3) Citizen's Request to Address the Board on Agenda and Non-Agenda Items. Please complete sign-up sheets available in the lobby prior to the start of the meeting.
- 4) District Reports
 - A) Principal of the Year Recognition
 - B) Board Committee Reports
 - 1) Facilities/Finance Committee Chair- Mr. Johnny Smecca
- 5) Financial Reports and Budget Update
- 6) REGULAR AGENDA- Action Items
 - A) Discuss and Consider Approval of One-Time Salary Supplement using ESSER III Funds for FY 2023-2024 36
 - B) Discuss and Consider Approval of GMP #1 to include Package 1 – Demolition Package for the New Ball High School & Natatorium Project. 37
 - C) Discuss and Consider Approval of GMP #1 for Courville Press Box Project to include Package 1 – Concrete Foundations & Structural Steel Purchase. 38
- 7) The Board may recess into Closed Executive Session in the Library as permitted by the Texas Open Meeting Act Government Code Sections 551.071- 551.090 Subchapter D and E.

Should any final action, final decision, or final vote be required in the opinion of the School Board with regard to any matter considered in such closed meeting then the final action, final decision, or final vote shall be either:

- A) in the open meeting covered by the Notice upon the reconvening of the public meeting; or
- B) at a subsequent public meeting of the School Board upon notice thereof; as the School Board shall determine.
 - A) Personnel
 - B) Consultation with Attorney
 - C) Real Property
- 8) Reestablish the open meeting of the Galveston ISD Board of Trustees.

9) CONSENT AGENDA - Action Items	
A) Consider approval of the minutes from the March 29, 2023 Regular School Board Meeting.	39
B) Consider approval of personnel resignations and recommendations with contracts.	43
C) Discuss and consider approval of payment of attorney fees.	44
D) Consider approval of Budget Amendments	45
E) Discuss and consider accepting donations in accordance with Board Policy CDC Local.	47
F) Discuss and consider approval for professional services from Kickstart Kids during the 2023-2024 school year in an amount not to exceed \$75,000 to be funded with Title funds.	49
G) Discuss and consider approval of professional development services CSRFP# 2022-23-015 Capturing Kids Hearts -The Flippen Group for an amount not to exceed \$150,000.	51
H) Discuss and consider approval of the recommendations for Chapter 21 Professional Contracts for the 2023-2024 school year as presented.	53
I) Discuss and consider approval for contracted services from Relay Graduate School of Education for an amount not to exceed \$150,000.	54
J) Discuss and consider approval of purchase of safety equipment.	55
K) Consideration of Resolution Accepting Offers and Approving the Sale of Buildings Located at 4224 Ave O, 4220 Ave O, 4221 Ave N ½, and 1610 43rd St. and related actions.	56
L) Consider delegation of authority to purchase white fleet vehicles up to \$300,000.00	59

10) Suggested Future Agenda Items

11) COMMENTS FROM THE BOARD OF TRUSTEES

Pursuant to Texas Government Code Section 551.0415, Trustees may report on any of the following items:

1. Expressions of thanks, gratitude, and condolences
2. Information regarding holiday schedules
3. Honorary or salutary recognition of a public official, public employee, or other citizen
4. Reminders regarding GISD events
5. Reminders regarding community events
6. Health and safety announcements

12) Adjournment

If, during the course of the meeting, discussion of any item on the agenda should be held in a closed meeting, the Board will conduct a closed meeting in accordance with the Texas Open Meetings Act, Government Code, Chapter 551, Subchapters D and E. Before any closed meeting is convened, the presiding officer will publicly identify the section or sections of the Act authorizing the closed meeting. All final votes, actions, or decisions will be taken in open meeting.

The notice for this meeting was posted in compliance with the Texas Open Meeting Act on _____, at _____ by _____ for the Board of Trustees.

Financial Reports – Executive Summary, Board Meeting 4/19/2023

The following reports representing period ending 3/31/2023, are attached for your review:

Report No. 1 – General Fund revenue collected through the period totals \$100,277,047 or 89.3% of projected collections. For the same period in FY 2021-2022, revenue totaled \$84,479,741 or 82.2% of budgeted collections. See attachment B.

Report No. 2 – General Fund expenditures through the period total \$43,405,238 or 36.2% of total projected expenditures. For the same period in FY 2021-2022, expenditures totaled \$40,013,411 or 38.0% of budgeted expenditures. See attachment C.

Report No. 3 – Cash and investment report. See attachment D.

Funds held by each financial institution at 3/31/2023 are as follows:

Moody Bank	\$ 9,883,617.33	Pledged securities \$17,900,000
Texas Class Investment Pool	\$130,887,589.03	N/A (Investment Pool)
Texas Range	\$ 12,044,316.41	N/A (Investment Pool)
Fidelity Investments	\$203,230,404.30	Treasury & Federal Agency Securities
Total	\$356,045,927.07	

Report No. 4 – Current ad valorem taxes, delinquent taxes, and penalties & interest collections through the period are as follows (See attachment E).

Fund	Budget	Amount Collected	% Collected
Maintenance & Operations	\$103,361,026	\$92,734,077	89.7%
Interest & Sinking (Debt Payment)	\$20,264,005	\$18,130,737	89.5%

For the same period in FY 2021-2022, collections were \$80,547,480 (89.1%) for M&O and \$7,419,210 (89.2%) for I&S.

Report No. 5 – 2022 Bond Construction Projects. See attachment F.

Report No. 6 – 2022 Bond Interest Earned. See attachment G

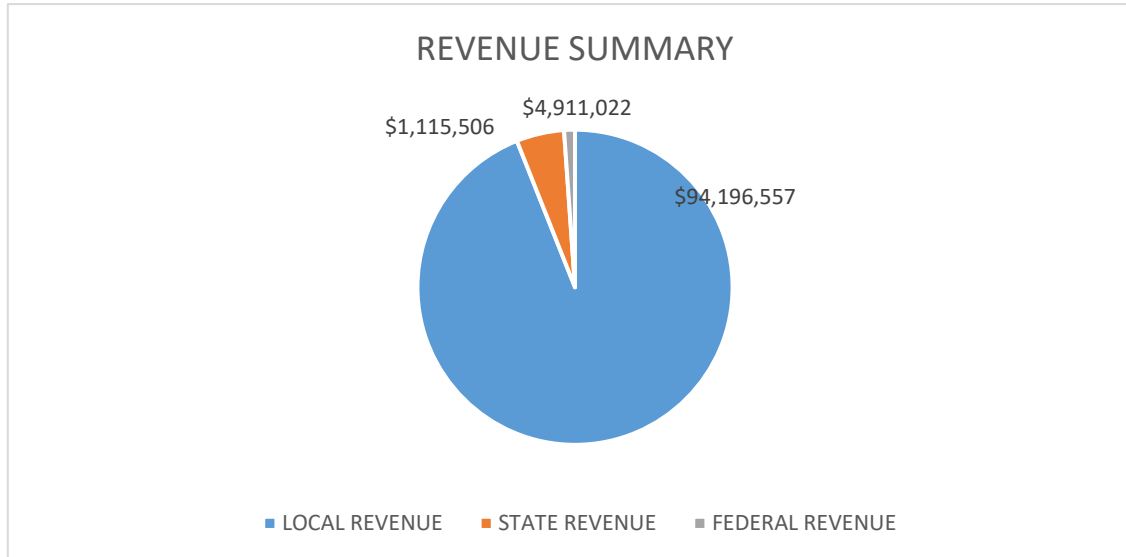
Report No. 7 – Vendors with aggregate purchases for FY 2022-2023 that exceed \$50,000. See attachment H.

Report No. 8 – Local vendor activity for FY 2022-2023 (zip codes 77550-77559). See attachment I.

Report No. 9 - Monthly Check Register. See attachment J.

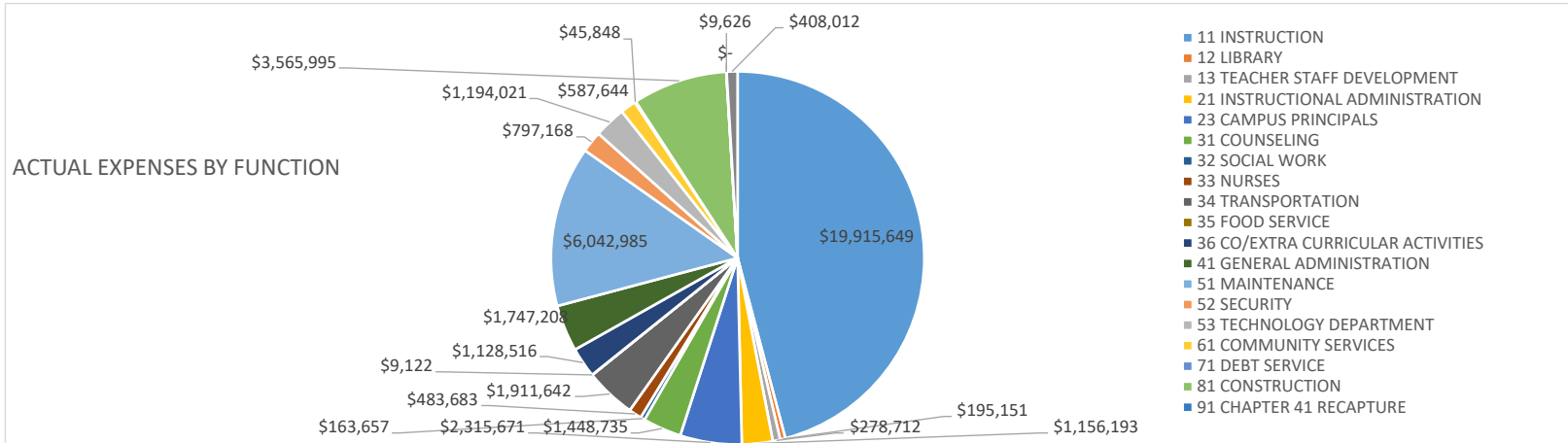
GALVESTON ISD
 GENERAL FUND REVENUES BY MAJOR OBJECT
 AS OF 3/31/2023

		2022-2023 Revised Budget	Monthly Receipts 3/31/2023	FYTD Activity 3/31/2023	2022-2023 FYTD (Under)/Over Budget
57--	LOCAL REVENUE	\$ 104,538,045	\$ 3,718,836	\$ 94,196,557	\$ (10,341,488)
58--	STATE REVENUE	\$ 5,810,475	\$ 490,084	\$ 4,911,022	\$ (899,453)
59--	FEDERAL REVENUE	\$ 1,974,360	\$ 847,211	\$ 1,115,506	\$ (858,854)
79--	TRANSFERS IN	\$ 2,873,820	\$ 3,264	\$ 53,962	\$ (2,819,858)
---		\$ 115,196,700	\$ 5,059,395	\$ 100,277,047	\$ (14,919,653)
	% COLLECTED	89.3%			



GALVESTON ISD
GENERAL FUND EXPENDITURES BY FUNCTION
AS OF 3/31/2023

FC	Function	Rev Bud February 2022-2023	FYTD Activity March 2022-2023	Encumbered March 2022-2023	Expenses + Encumbered	Unencumbered Balance March 2022-2023
11	INSTRUCTION	\$ 37,716,730	\$ 19,915,649	\$ 152,848	\$ 20,068,496	\$ (17,648,233)
12	LIBRARY	\$ 370,291	\$ 195,151	\$ 13,086	\$ 208,237	\$ (162,054)
13	TEACHER STAFF DEVELOPMENT	\$ 669,569	\$ 278,712	\$ 18,448	\$ 297,160	\$ (372,409)
21	INSTRUCTIONAL ADMINISTRATION	\$ 2,002,342	\$ 1,156,193	\$ 32,393	\$ 1,188,586	\$ (813,756)
23	CAMPUS PRINCIPALS	\$ 4,173,970	\$ 2,315,671	\$ 4,466	\$ 2,320,137	\$ (1,853,833)
31	COUNSELING	\$ 2,309,041	\$ 1,448,735	\$ 885	\$ 1,449,620	\$ (859,421)
32	SOCIAL WORK	\$ 295,476	\$ 163,657	\$ 846	\$ 164,503	\$ (130,973)
33	NURSES	\$ 839,775	\$ 483,683	\$ 788	\$ 484,471	\$ (355,304)
34	TRANSPORTATION	\$ 3,398,437	\$ 1,911,642	\$ 122,604	\$ 2,034,246	\$ (1,364,191)
35	FOOD SERVICE	\$ -	\$ 9,122	\$ -	\$ 9,122	\$ 9,122
36	CO/EXTRA CURRICULAR ACTIVITIES	\$ 2,196,306	\$ 1,128,516	\$ 98,610	\$ 1,227,125	\$ (969,181)
41	GENERAL ADMINISTRATION	\$ 3,045,626	\$ 1,747,208	\$ 142,242	\$ 1,889,451	\$ (1,156,175)
51	MAINTENANCE	\$ 9,647,798	\$ 6,042,985	\$ 725,494	\$ 6,768,480	\$ (2,879,319)
52	SECURITY	\$ 1,301,025	\$ 797,168	\$ 9,786	\$ 806,954	\$ (494,071)
53	TECHNOLOGY DEPARTMENT	\$ 2,128,048	\$ 1,194,021	\$ 26,602	\$ 1,220,623	\$ (907,425)
61	COMMUNITY SERVICES	\$ 1,006,746	\$ 587,644	\$ 385,001	\$ 972,645	\$ (34,101)
71	DEBT SERVICE	\$ -	\$ 45,848	\$ 29,194	\$ 75,042	\$ 75,042
81	CONSTRUCTION	\$ 3,810,314	\$ 3,565,995	\$ 222,053	\$ 3,788,048	\$ (22,266)
91	CHAPTER 41 RECAPTURE	\$ 44,048,102	\$ -	\$ -	\$ -	\$ (44,048,102)
93	PMTS TO FISCAL AGENT/SSA	\$ 26,875	\$ 9,626	\$ -	\$ 9,626	\$ (17,249)
99	APPRAISAL DISTRICT FEES	\$ 817,000	\$ 408,012	\$ 418,038	\$ 826,050	\$ 9,050
--	COLUMN TOTALS	\$ 119,803,470	\$ 43,405,238	\$ 2,403,383	\$ 45,808,621	\$ (73,994,849)
	EXPENDITURES AS A % OF BUDGET		36.2%		38.2%	





**Galveston ISD
Portfolio Management
Portfolio Summary
March 31, 2023**

TCG Advisors, a HUB Intl Co
900 S Capital of Texas Hwy
350
Austin, TX 78746
(512)600-5200

Investments	Par Value	Market Value	Book Value	% of Portfolio	Term	Days to Maturity	YTM 365 Equiv.
Federal Agency Coupon Securities	39,745,000.00	38,675,861.50	38,732,809.49	10.87	567	381	4.379
Treasury Coupon Securities	132,023,000.00	128,913,870.03	129,043,895.81	36.22	615	430	4.274
Municipal Bonds	24,160,000.00	23,320,663.75	23,407,639.12	6.57	646	461	4.396
Investment Pools	142,931,905.44	142,931,905.44	142,931,905.44	40.11	1	1	4.846
Bank Accounts	8,837,124.51	8,837,124.51	8,837,124.51	2.48	1	1	0.050
Money Market Accounts	13,366,501.84	13,366,501.84	13,366,501.84	3.75	1	1	4.456
Investments	361,063,531.79	356,045,927.07	356,319,876.21	100.00%	327	228	4.425
Cash and Accrued Interest							
Accrued Interest at Purchase		0.00	0.00				
Ending Accrued Interest		983,057.96	983,057.96				
Subtotal		983,057.96	983,057.96				
Total Cash and Investments Value	361,063,531.79	357,028,985.03	357,302,934.17		327	228	4.425

Total Earnings	March 31 Month Ending	Fiscal Year To Date
Current Year	1,333,616.10	7,318,059.87
Average Daily Balance	358,303,521.34	322,780,238.25
Effective Rate of Return	4.38%	3.90%

The following reports are submitted in accordance with the Public funds Investment Act (Texas Gov't Code 2256). The reports also offer supplemental information not required by the Act in order to fully inform the governing body of the District of the position and activity within the District's portfolio of investments.

Lorraine Dochoda 4/6/2023
Lorraine Dochoda, Director of Accounting

Jeff Martello, Chief Financial Officer



Galveston ISD
Fund GEN OP - General Operating
Investments by Fund
March 31, 2023

TCG Advisors, a HUB Int'l Co
 900 S Capital of Texas Hwy
 350
 Austin, TX 78746
 (512)600-5200

CUSIP	Investment #	Issuer	Purchase Date	Book Value	Par Value	Market Value	Current Rate	YTM 360	YTM 365	Maturity Date	Days To Maturity
Investment Pools											
TX GEN-0001	10237	Texas Class	09/01/2022	77,961,411.02	77,961,411.02	77,961,411.02	4.860	4.793	4.859		1
TX DLY 1227-02	10231	Texas Range	09/01/2022	11,102,925.98	11,102,925.98	11,102,925.98	4.700	4.635	4.700		1
		Subtotal and Average		89,064,337.00	89,064,337.00	89,064,337.00		4.773	4.840		1
Bank Accounts											
MB GEN 7601	10246	Moody Bank	09/01/2022	4,440,762.96	4,440,762.96	4,440,762.96	0.050	0.049	0.050		1
		Subtotal and Average		4,440,762.96	4,440,762.96	4,440,762.96		0.049	0.050		1
		Total Investments and Average		93,505,099.96	93,505,099.96	93,505,099.96		4.549	4.612		1

**Fund DS - Interest & Sinking
Investments by Fund
March 31, 2023**

CUSIP	Investment #	Issuer	Purchase Date	Book Value	Par Value	Market Value	Current Rate	YTM 360	YTM 365	Maturity Days To Date Maturity
Investment Pools										
TX DEBT-0002	10238	Texas Class	09/01/2022	6,987,315.98	6,987,315.98	6,987,315.98	4.860	4.793	4.859	1
TX DLY 1227-04	10232	Texas Range	09/01/2022	214,324.08	214,324.08	214,324.08	4.700	4.635	4.700	1
		Subtotal and Average		7,201,640.06	7,201,640.06	7,201,640.06		4.788	4.855	1
Bank Accounts										
MB DS 2049	10243	Moody Bank	09/01/2022	2,053,219.80	2,053,219.80	2,053,219.80	0.050	0.049	0.050	1
		Subtotal and Average		2,053,219.80	2,053,219.80	2,053,219.80		0.049	0.050	1
Money Market Accounts										
MB DS MM 7635	10244	Moody Bank	09/01/2022	1,046,492.82	1,046,492.82	1,046,492.82	3.040	3.040	3.082	1
		Subtotal and Average		1,046,492.82	1,046,492.82	1,046,492.82		3.040	3.082	1
		Total Investments and Average		10,301,352.68	10,301,352.68	10,301,352.68		3.666	3.717	1

0

Fund STUACT - Student Activity
Investments by Fund
March 31, 2023

CUSIP	Investment #	Issuer	Purchase Date	Book Value	Par Value	Market Value	Current Rate	YTM 360	YTM 365	Maturity Days To Date Maturity
Investment Pools										
TX ACT-0004	10240	Texas Class	09/01/2022	421,563.03	421,563.03	421,563.03	4.860	4.793	4.859	1
			Subtotal and Average	421,563.03	421,563.03	421,563.03		4.793	4.860	1
Bank Accounts										
MB ACT 7627	10241	Moody Bank	09/01/2022	292,260.51	292,260.51	292,260.51	0.050	0.049	0.050	1
			Subtotal and Average	292,260.51	292,260.51	292,260.51		0.049	0.050	1
			Total Investments and Average	713,823.54	713,823.54	713,823.54		2.851	2.890	1

**Fund CN - Child Nutrition
Investments by Fund
March 31, 2023**

CUSIP	Investment #	Issuer	Purchase Date	Book Value	Par Value	Market Value	Current Rate	YTM 360	YTM 365	Maturity Date	Days To Maturity
Investment Pools											
TX CNS-0005	10282	Texas Class	09/01/2022	2,801,886.50	2,801,886.50	2,801,886.50	4.860	4.793	4.859		1
TX DLY 1227-08	10235	Texas Range	09/01/2022	727,066.35	727,066.35	727,066.35	4.700	4.635	4.700		1
		Subtotal and Average		3,528,952.85	3,528,952.85	3,528,952.85		4.761	4.827		1
Bank Accounts											
MB CN 7619	10245	Moody Bank	09/01/2022	244,100.05	244,100.05	244,100.05	0.050	0.049	0.050		1
		Subtotal and Average		244,100.05	244,100.05	244,100.05		0.049	0.050		1
		Total Investments and Average		3,773,052.90	3,773,052.90	3,773,052.90		4.456	4.518		1

Fund BD 2022 CONS FD - Bond 2022 Construction Fund
Investments by Fund
March 31, 2023

CUSIP	Investment #	Issuer	Purchase Date	Book Value	Par Value	Market Value	Current Rate	YTM 360	YTM 365	Maturity Date	Days To Maturity
Federal Agency Coupon Securities											
3130ATBLO	10251	FHLB Note	09/26/2022	8,441,310.23	8,485,000.00	8,418,986.70	3.625	4.349	4.410	12/08/2023	251
3130ATBMB	10252	FHLB Note	09/26/2022	7,605,615.17	7,660,000.00	7,583,246.80	3.625	4.359	4.420	03/08/2024	342
3130AQ3F8	10261	FHLB Note	09/27/2022	14,219,024.70	15,000,000.00	14,226,450.00	1.150	4.349	4.410	12/10/2024	619
3137EAENV	10262	FHLMC Note	09/27/2022	8,466,859.39	8,600,000.00	8,447,178.00	0.250	4.201	4.260	08/24/2023	145
Subtotal and Average				36,732,809.49	39,745,000.00	38,675,861.50		4.319	4.379		380

Treasury Coupon Securities											
91282CEK3	10255	US Treasury	09/26/2022	9,982,162.46	10,172,000.00	9,947,910.84	2.500	4.241	4.300	04/30/2024	395
91282CFG1	10256	US Treasury	09/26/2022	10,019,795.73	10,150,000.00	9,996,126.00	3.250	4.142	4.200	08/31/2024	518
91282BWE6	10257	US Treasury	09/26/2022	9,970,590.46	10,058,000.00	9,931,872.68	2.750	4.132	4.190	11/15/2023	228
91282CDS7	10267	US Treasury	09/27/2022	7,099,113.45	7,500,000.00	7,107,750.00	1.125	4.231	4.290	01/15/2025	655
91282CEX5	10268	US Treasury	09/27/2022	9,991,183.30	10,150,000.00	9,968,010.50	3.000	4.250	4.310	06/30/2024	456
912828VB3	10269	US Treasury	09/27/2022	10,052,359.15	10,080,000.00	10,044,921.60	1.750	4.004	4.060	05/15/2023	44
912828ZY9	10270	US Treasury	09/27/2022	10,203,204.87	10,320,000.00	10,184,188.80	0.125	4.103	4.160	07/15/2023	105
9128283D0	10271	US Treasury	09/27/2022	9,992,755.47	10,300,000.00	9,981,318.00	2.250	4.181	4.240	10/31/2024	579
9128283Z1	10272	US Treasury	09/27/2022	10,050,189.34	10,330,000.00	10,074,952.30	2.750	4.191	4.250	02/28/2025	699
91282CEDH1	10276	US Treasury	09/28/2022	9,112,228.47	9,650,000.00	9,122,627.50	0.750	4.320	4.380	11/15/2024	594
91282CED9	10277	US Treasury	09/28/2022	6,324,252.46	6,650,000.00	6,360,592.00	1.750	4.359	4.420	03/15/2025	714
91282CFAA	10278	US Treasury	09/28/2022	10,021,856.60	10,200,000.00	10,014,360.00	3.000	4.320	4.380	07/31/2024	487
91282CFN6	10279	US Treasury	09/30/2022	2,161,558.17	2,163,000.00	2,160,555.81	4.250	4.241	4.300	09/30/2024	548
9128285Z9	10280	US Treasury	09/28/2022	6,597,707.13	6,700,000.00	6,577,524.00	2.500	4.339	4.400	01/31/2024	305
9128286G0	10281	US Treasury	09/28/2022	7,464,938.75	7,600,000.00	7,441,160.00	2.375	4.339	4.400	02/29/2024	334
Subtotal and Average				129,043,895.81	132,023,000.00	128,913,870.03		4.216	4.274		429

Municipal Bonds											
010268CL2	10250	Alabama Fed Aid Hwy Fin Auth	09/27/2022	5,082,079.14	5,350,000.00	5,058,318.00	0.689	4.359	4.420	09/01/2024	519
13063DLZ9	10260	California ST Var Purp GO Bds	09/28/2022	7,014,013.04	7,100,000.00	6,976,460.00	3.000	4.201	4.260	04/01/2024	366
429333LPS	10254	Hidalgo Cnty Tex Drain Dist #1	09/27/2022	1,682,943.09	1,685,000.00	1,679,051.95	4.000	4.241	4.300	09/01/2023	153
64966QCA6	10264	NY NY GO Bds Fiscal 2020	09/28/2022	2,874,787.91	2,960,000.00	2,857,643.20	2.130	4.422	4.483	08/01/2024	488
64990FA95	10275	NY ST Dorm Auth ST	09/29/2022	3,802,612.53	4,065,000.00	3,809,880.60	1.062	4.527	4.590	03/15/2025	714
88213AHL2	10265	TX A&M Univ Rev Fin Sys Bds	09/28/2022	2,951,203.41	3,000,000.00	2,939,310.00	2.884	4.340	4.400	05/15/2024	410
Subtotal and Average				23,407,639.12	24,160,000.00	23,320,663.75		4.336	4.396		480

Investment Pools											
TX BD 2022	10284	Texas Class	09/01/2022	42,715,412.50	42,715,412.50	42,715,412.50	4.860	4.793	4.859		1

Fund BD 2022 CONS FD - Bond 2022 Construction Fund
Investments by Fund
March 31, 2023

CUSIP	Investment #	Issuer	Purchase Date	Book Value	Par Value	Market Value	Current Rate	YTM 360	YTM 365	Maturity Date	Days To Maturity
Investment Pools											
TX DLY 1227-05	10233	Texas Range	09/01/2022	0.00	0.00	0.00	2.430	2.396	2.430		1
			Subtotal and Average	42,715,412.50	42,715,412.50	42,715,412.50		4.793	4.860		1
Bank Accounts											
MB BD CON 2022	10287	Moody Bank	09/08/2022	1,723,551.62	1,723,551.62	1,723,551.62	0.050	0.049	0.050		1
			Subtotal and Average	1,723,551.62	1,723,551.62	1,723,551.62		0.049	0.050		1
Money Market Accounts											
FID BOND MM	10286	Fidelity Investments	09/22/2022	12,320,009.02	12,320,009.02	12,320,009.02	4.510	4.510	4.572		1
			Subtotal and Average	12,320,009.02	12,320,009.02	12,320,009.02		4.510	4.573		1
			Total Investments and Average	247,943,317.56	252,686,973.14	247,669,368.42		4.328	4.389		326

Fund BD 2018 CONS FD - Bond 2018 Construction Fund
Investments by Fund
March 31, 2023

CUSIP	Investment #	Issuer	Purchase Date	Book Value	Par Value	Market Value	Current Rate	YTM 360	YTM 365	Maturity Days To Date Maturity
Bank Accounts										
MB BD CON 2056	10242	Moody Bank	09/01/2022	83,229.57	83,229.57	83,229.57	0.050	0.049	0.050	1
			Subtotal and Average	83,229.57	83,229.57	83,229.57		0.049	0.050	1
			Total Investments and Average	83,229.57	83,229.57	83,229.57		0.049	0.050	1



Galveston ISD
Summary by Type
March 31, 2023
Grouped by Fund

TCG Advisors, a HUB Intl Co
 900 S Capital of Texas Hwy
 350
 Austin, TX 78746
 (512)600-5200

Security Type	Number of Investments	Par Value	Book Value	% of Portfolio	Average YTM 365	Average Days to Maturity
Fund: Bond 2018 Construction Fund						
Bank Accounts	1	83,229.57	83,229.57	0.02	0.050	1
Subtotal	1	83,229.57	83,229.57	0.02	0.050	1
Fund: Bond 2022 Construction Fund						
Federal Agency Coupon Securities	4	39,745,000.00	38,732,809.49	10.87	4.379	381
Money Market Accounts	1	12,320,009.02	12,320,009.02	3.46	4.573	1
Bank Accounts	1	1,723,551.62	1,723,551.62	0.48	0.050	1
Municipal Bonds	6	24,160,000.00	23,407,639.12	6.57	4.396	461
Investment Pools	2	42,715,412.50	42,715,412.50	11.99	4.860	1
Treasury Coupon Securities	15	132,023,000.00	129,043,895.81	36.22	4.274	430
Subtotal	29	252,686,973.14	247,943,317.56	69.59	4.389	327
Fund: Child Nutrition						
Bank Accounts	1	244,100.05	244,100.05	0.07	0.050	1
Investment Pools	2	3,528,952.85	3,528,952.85	0.99	4.827	1
Subtotal	3	3,773,052.90	3,773,052.90	1.06	4.518	1
Fund: Interest & Sinking						
Investment Pools	2	7,201,640.06	7,201,640.06	2.02	4.855	1
Bank Accounts	1	2,053,219.80	2,053,219.80	0.58	0.050	1
Money Market Accounts	1	1,046,492.82	1,046,492.82	0.29	3.082	1
Subtotal	4	10,301,352.68	10,301,352.68	2.89	3.717	1
Fund: General Operating						
Investment Pools	2	89,064,337.00	89,064,337.00	25.00	4.840	1
Bank Accounts	1	4,440,762.96	4,440,762.96	1.25	0.050	1
Subtotal	3	93,505,099.96	93,505,099.96	26.25	4.612	1
Fund: Student Activity						
Investment Pools	1	421,563.03	421,563.03	0.12	4.860	1
Bank Accounts	1	292,260.51	292,260.51	0.08	0.050	1

Galveston ISD
 Summary by Type
 March 31, 2023
 Grouped by Fund

Security Type	Number of Investments	Par Value	Book Value	% of Portfolio	Average YTM 365	Average Days to Maturity
Subtotal	2	713,823.54	713,823.54	0.20	2.890	1
Total and Average	42	361,063,531.79	356,319,876.21	100.00	4.425	228



Galveston ISD
Accrued Interest
Sorted by Fund - Maturity Date
March 1, 2023 - March 31, 2023

TCG Advisors, a HUB Intl Co
 900 S Capital of Texas Hwy
 350
 Austin, TX 78746
 (512)600-5200

CUSIP	Investment #	Security Type	Par Value	Maturity Date	Current Rate	* Beginning Accrued Interest	Adjusted Acc'd Int. at Purchase During Period	Interest Earned	Interest Received	* Ending Accrued Interest
Bond 2018 Construction Fund										
MB BD CON 2056	10242	RR2	83,229.57		0.050	0.00	0.00	3.76	3.76	0.00
		Subtotal	83,229.57			0.00	0.00	3.76	3.76	0.00
Bond 2022 Construction Fund										
TX BD 2022	10284	RRP	42,715,412.50		4.860	0.00	0.00	177,106.29	177,106.29	0.00
TX DLY 1227-05	10233	RRP	0.00		2.430	0.00	0.00	0.00	0.00	0.00
MB BD CON 2022	10287	RR2	1,723,551.62		0.050	0.00	0.00	91.70	91.70	0.00
FID BOND MM	10286	RR3	12,320,009.02		4.510	0.00	0.00	18,671.21	18,671.21	0.00
912796J31	10266	ATD	0.00	03/23/2023	3.753	0.00	0.00	0.00	0.00	0.00
912828VB3	10269	TRC	10,080,000.00	05/15/2023	1.750	51,653.04	0.00	15,106.08	0.00	66,759.12
9128282Y9	10270	TRC	10,320,000.00	07/15/2023	0.125	1,603.59	0.00	1,104.70	0.00	2,708.29
3137EAEV7	10262	FAC	8,600,000.00	08/24/2023	0.250	418.06	0.00	1,791.66	0.00	2,209.72
429335LP5	10254	MC1	1,685,000.00	09/01/2023	4.000	33,700.00	0.00	5,616.67	33,700.00	5,616.67
912828WE6	10257	TRC	10,058,000.00	11/15/2023	2.750	80,991.91	0.00	23,686.31	0.00	104,678.22
3130ATBLO	10251	FAC	8,485,000.00	12/08/2023	3.625	70,914.57	0.00	25,631.77	0.00	96,546.34
912828E29	10280	TRC	6,700,000.00	01/31/2024	2.500	13,418.51	0.00	14,343.92	0.00	27,762.43
9128286G0	10281	TRC	7,660,000.00	02/29/2024	2.375	490.49	0.00	15,205.16	0.00	15,695.65
3130ATBMB	10252	FAC	7,660,000.00	03/08/2024	3.625	133,438.26	0.00	23,139.59	138,837.50	17,740.35
13063DLZ9	10260	MC1	7,100,000.00	04/01/2024	3.000	88,750.00	0.00	17,750.00	0.00	106,500.00
91282CEK3	10255	TRC	10,172,000.00	04/30/2024	2.500	85,000.83	0.00	21,777.07	0.00	106,777.90
88213AHL2	10265	MC1	3,000,000.00	05/15/2024	2.884	25,475.33	0.00	7,210.00	0.00	32,685.33
91282CEX5	10268	TRC	10,150,000.00	06/30/2024	3.000	50,469.61	0.00	26,075.97	0.00	76,545.58
91282CFM4	10278	TRC	10,200,000.00	07/31/2024	3.000	24,513.81	0.00	26,204.42	0.00	50,718.23
64966QCA6	10264	MC1	2,960,000.00	08/01/2024	2.130	5,254.00	0.00	5,254.00	0.00	10,508.00
91282CFG1	10256	TRC	10,150,000.00	08/31/2024	3.250	896.40	0.00	27,788.38	0.00	28,684.78
010268CL2	10250	MC1	5,350,000.00	09/01/2024	0.689	18,430.75	0.00	3,071.79	18,430.75	3,071.79
91282CFN6	10279	TRC	2,163,000.00	09/30/2024	4.250	38,387.31	0.00	7,827.61	45,963.75	251.17
9128283D0	10271	TRC	10,300,000.00	10/31/2024	2.250	77,463.40	0.00	19,845.99	0.00	97,309.39
91282CDH1	10276	TRC	9,650,000.00	11/15/2024	0.750	21,192.68	0.00	6,197.86	0.00	27,390.54
3130AQ3F8	10261	FAC	15,000,000.00	12/10/2024	1.150	38,812.50	0.00	14,375.00	0.00	53,187.50
91282CDS7	10267	TRC	7,500,000.00	01/15/2025	1.125	10,488.60	0.00	7,225.49	0.00	17,714.09
9128283Z1	10272	TRC	10,330,000.00	02/28/2025	2.750	771.94	0.00	23,930.23	0.00	24,702.17
91282CED9	10277	TRC	6,650,000.00	03/15/2025	1.750	53,686.81	0.00	9,876.71	58,187.50	5,376.02
64966FA95	10275	MC1	4,065,000.00	03/15/2025	1.062	19,906.31	0.00	3,597.52	21,585.15	1,918.68
		Subtotal	252,686,973.14			946,128.71	0.00	549,503.10	512,573.85	983,057.96

* Beginning Accrued may not include investments that redeemed in the previous month that had outstanding accrued interest. Ending Accrued includes outstanding purchase interest.

CUSIP	Investment #	Security Type	Par Value	Maturity Date	Current Rate	* Beginning Accrued Interest	Adjusted Acc'd Int. at Purchase During Period	Interest Earned	Interest Received	* Ending Accrued Interest
Child Nutrition										
TX CNS-0005	10282	RRP	2,801,886.50		4.860	0.00	0.00	11,914.75	11,914.75	0.00
TX DLY 1227-08	10235	RRP	727,066.35		4.700	0.00	0.00	2,889.78	2,889.78	0.00
MB CN 7619	10245	RR2	244,100.05		0.050	0.00	0.00	15.76	15.76	0.00
		Subtotal	3,773,052.90			0.00	0.00	14,820.29	14,820.29	0.00
Interest & Sinking										
TX DEBT-0002	10238	RRP	6,987,315.98		4.860	0.00	0.00	27,731.95	27,731.95	0.00
TX DLY 1227-04	10232	RRP	214,324.08		4.700	0.00	0.00	851.85	851.85	0.00
MB DS 2049	10243	RR2	2,053,219.80		0.050	0.00	0.00	92.81	92.81	0.00
MB DS MM 7635	10244	RR3	1,046,492.82		3.040	0.00	0.00	2,830.75	2,830.75	0.00
		Subtotal	10,301,352.88			0.00	0.00	31,507.36	31,507.36	0.00
General Operating										
TX GEN-0001	10237	RRP	77,961,411.02		4.860	0.00	0.00	324,618.90	324,618.90	0.00
TX DLY 1227-02	10231	RRP	11,102,925.98		4.700	0.00	0.00	44,129.34	44,129.34	0.00
MB GEN 7601	10246	RR2	4,440,762.96		0.050	0.00	0.00	186.09	186.09	0.00
		Subtotal	93,505,099.96			0.00	0.00	368,934.33	368,934.33	0.00
Student Activity										
TX ACT-0004	10240	RRP	421,563.03		4.860	0.00	0.00	1,736.17	1,736.17	0.00
MB ACT 7627	10241	RR2	292,260.51		0.050	0.00	0.00	12.87	12.87	0.00
		Subtotal	713,823.54			0.00	0.00	1,749.04	1,749.04	0.00
		Total	361,063,531.79			946,128.71	0.00	986,517.88	929,588.63	983,057.96

80

* Beginning Accrued may not include investments that redeemed in the previous month that had outstanding accrued interest. Ending Accrued includes outstanding purchase interest.
 Portfolio GALV
 AC
 AI (PRF_AI) 7.3.11
 Report Ver: 7.3.11
 Data Updated: SET_GALV: 04/06/2023 08:42
 Run Date: 04/06/2023 - 08:42

GALVESTON ISD
TAX COLLECTIONS BY FUND
AS OF 3/31/2023

FUND	FUND	OBJ	OBJ	Revised Budget 2022-2023	FYTD Activity 2022-2023	March 2022-2023 Monthly Activity	2022-23 FYTD (UNDER)/Over Budget
199	GENERAL FUND	5711	TAXES-CURRENT YEAR	\$ 100,452,652	\$ 91,126,553	\$ 3,036,603	\$ (9,326,099)
199	GENERAL FUND	5712	TAXES-DELINQUENT	\$ 1,858,374	\$ 1,050,157	\$ 112,222	\$ (808,217)
199	GENERAL FUND	5719	PENALTY/INT/OTHER TAX REVENUE	\$ 1,050,000	\$ 557,367	\$ 208,999	\$ (492,633)
FUND TOTAL				\$ 103,361,026	\$ 92,734,077	\$ 3,357,824	\$ (10,626,949)
YTD AS A % OF BUDGET				89.7%			

FUND	FUND	OBJ	OBJ	Revised Budget 2022-2023	FYTD Activity 2022-2023	March 2022-2023 Monthly Activity	2022-23 FYTD (UNDER)/Over Budget
599	DEBT SERVICE FUND	5711	TAXES-CURRENT YEAR	\$ 19,797,747	\$ 17,956,493	\$ 598,470	\$ (1,841,254)
599	DEBT SERVICE FUND	5712	TAXES-DELINQUENT	\$ 366,258	\$ 98,032	\$ 10,490	\$ (268,226)
599	DEBT SERVICE FUND	5719	PENALTY/INT/OTHER TAX REVENUE	\$ 100,000	\$ 76,212	\$ 36,866	\$ (23,788)
FUND TOTAL				\$ 20,264,005	\$ 18,130,737	\$ 645,826	\$ (2,133,268)
YTD AS A % OF BUDGET				89.5%			

Galveston Independent School District
Bond 2022 Construction Expenditures
As of March 31, 2023

Bond Propositions	Voter Approved		
	Amount Authorized May 7, 2022	Bond Sale #1 August 30, 2022	Authorized but Unissued
A Ball HS	\$ 229,973,721	\$ 170,472,069	\$ 59,501,652
A Transportation	\$ 2,820,186	\$ 1,849,855	\$ 970,331
A Bond Resolutions	\$ 1,061,093	\$ 1,061,093	\$ -
B Natatorium at BHS	\$ 15,980,000	\$ 11,825,089	\$ 4,154,911
C MS Renovation at Central MS	\$ 8,513,236	\$ 8,513,236	\$ -
C MS Renovation at Weis	\$ 18,746,764	\$ 18,745,885	\$ 879
C MS Renovation at Austin MS	\$ 8,900,000	\$ 8,727,773	\$ 172,227
D Technology	\$ 4,535,000	\$ 4,535,000	\$ -
E Courville Stadium	\$ 24,270,000	\$ 24,270,000	\$ -
TOTAL BOND AMOUNT	\$ 314,800,000	\$ 250,000,000	\$ 64,800,000

Propositions Sum of Ball HS and Natatorium \$ 245,953,721
These project budgets have been combined as they will be bid as one.

Project Expenditures not budgeted \$ (2,953,023)
Bond Funds Interest Earned through March 2023 \$ 1,415,251
Excess Interest Earned \$ (1,537,772)

Description of Expenditure	Original Bond 2022		Interest Earned		Bond		Encumbrances	Balance
	Project Budget	on Bond	Revised Budget	Resolution FY21	FY 2022	FY 2023		
6629 New Ball High School								
Construction	\$ 194,179,259	\$ 1,037,393	\$ 195,216,652		-		\$ 192,016,652	
Architect Fees	10,869,914		10,869,914		162,960	3,753,706	6,478,460 \$ 474,788	
Attorney Fees	-		-		19,244	83,574	- \$ (102,818)	
Program Management Fees	-		-		66,064	39,785	2,447,408 \$ (2,553,257)	
Surveys, Testing and Reimb.	2,691,072		2,691,072		1,000	62,573	203,295 \$ 2,424,205	
Furniture, Fixtures and Equipment	12,624,114		12,624,114		-		53,026 \$ 12,571,088	
Technology	9,609,362		9,609,362		-		\$ 9,609,362	
TOTAL	\$ 229,973,721	\$ 1,037,393	\$ 231,011,114	\$ -	\$ 249,268	\$ 3,939,637	\$ 9,182,189	\$ 217,640,020
6629 Ball High School								
Construction	\$ 12,867,782	72,084	\$ 12,867,782				\$ 12,867,782	
Architect Fees	-		\$ 724,422			260,291	443,224 \$ 20,907	
Attorney Fees	-		-			930	\$ (930)	
Program Management Fees	-		-			674	\$ (674)	
Surveys, Testing and Reimb.	\$ 1,383,208		\$ 1,375,104				\$ 1,375,104	
Furniture, Fixtures and Equipment	\$ 1,152,673		\$ 1,152,673				\$ 1,152,673	
Technology	\$ 576,337		\$ 576,337				\$ 576,337	
TOTAL	\$ 15,980,000	\$ 72,084	\$ 16,696,318	\$ -	\$ -	\$ 261,895	\$ 443,224	\$ 15,991,199
TOTAL BHS & NATATORIUM	\$ 245,953,721	\$ 1,109,477	\$ 247,707,432	\$ -	\$ 249,268	\$ 4,201,532	\$ 9,625,413	\$ 233,631,218
6631 Transportation								
Buses (13 total - 10 remaining)	\$ 1,651,161	\$ 12,722	\$ 1,651,161		-	-	773,607 \$ 877,554	
White Fleet	862,259		862,259		-	66,561	- \$ 795,698	
Police Vehicles	213,453		213,453		-	-	- \$ 213,453	
SMART-Tag Student Management Software	93,313		93,313		-	-	- \$ 93,313	
TOTAL	\$ 2,820,186	\$ 12,722	\$ 2,820,186	\$ -	\$ -	\$ 66,561	\$ 773,607	\$ 1,980,018

Galveston Independent School District
Bond 2022 Construction Expenditures
As of March 31, 2023

		Original Bond 2022	Interest Earned		Bond					
Description of Expenditure		Project Budget	on Bond	Revised Budget	Resolution FY21	FY 2022	FY 2023	Encumbrances	Balance	
Bond Resolutions		Capital Expenditures in FY 2022								
	Pre-bond planning - VLK Achitects	\$ 178,000	\$ -	\$ 178,000	\$ 178,000				\$ -	
	Parker Elementary HVAC	\$ 543,593		\$ 543,593	\$ 543,593				\$ -	
	200KW Generator for Admin Support Center	\$ 144,500		\$ 144,500	\$ 134,990				\$ 9,510	
	Real Property - 4221 Ave. N 1/2	\$ 195,000		\$ 195,000	\$ 189,979				\$ 5,021	
	TOTAL	\$ 1,061,093	\$ -	\$ 1,061,093	\$ 1,046,561	\$ -	\$ -	\$ -	\$ 14,532	
Middle Schools										
6629	MS Renovation at Austin MS	\$ 7,542,373	\$ 40,147	\$ 7,542,373					7,542,373	
6628	Architect Fees	452,542		452,542					452,542	
6626	Attorney Fees								-	
6625	Program Management Fees						4,162	85,863	(90,025)	
6627	Surveys, Testing and Reimb.	150,847		150,847					150,847	
6639	Furniture, Fixtures and Equipment	377,119		377,119					377,119	
6638	Technology	377,119		377,119					377,119	
	TOTAL MS Renovation at Austin	\$ 8,900,000	\$ 40,147	\$ 8,900,000	\$ -	\$ -	\$ 4,162	\$ 85,863	\$ 8,809,975	
6629	MS Renovation at Central MS	\$ 7,214,607	\$ 38,403	\$ 7,214,607					7,214,607	
6628	Architect Fees						187,459	749,835	(937,294)	
6626	Attorney Fees								-	
6625	Program Management Fees	\$ 432,877		\$ 432,877			5,613	80,500	346,764	
6627	Surveys, Testing and Reimb.	\$ 144,292		\$ 144,292					144,292	
6639	Furniture, Fixtures and Equipment	\$ 360,730		\$ 360,730					360,730	
6638	Technology	\$ 360,730		\$ 360,730					360,730	
	TOTAL MS Renovation at Central	\$ 8,513,236	\$ 38,403	\$ 8,513,236	\$ -	\$ -	\$ 193,072	\$ 830,335	\$ 7,489,829	
6629	MS Renovation at Weis	15,621,571	84,565	15,621,571					15,421,571	
6628	Architect Fees	937,294		937,294			128,878	808,416	(0)	
6626	Attorney Fees								-	
6625	Program Management Fees	-		-			8,745	180,882	(189,627)	
6627	Surveys, Testing and Reimb.	313,310		313,310					313,310	
6639	Furniture, Fixtures and Equipment	1,093,510		1,093,510					1,093,510	
6638	Technology	781,079		781,079					781,079	
	TOTAL MS Renovation at Weis	18,746,764	84,565	18,746,764	-	-	137,623	989,298	17,619,843	
	TOTAL Middle School Renovations	\$ 36,160,000	\$ 163,115	\$ 36,160,000	\$ -	\$ -	\$ 334,857	\$ 1,905,496	\$ 33,919,646	
6625	Technology	\$ -	\$ 20,457	\$ -			1,693	44,180	(45,872)	
6638	Hardware and Infrastructure	\$ 792,000		\$ 792,000			149,150	41,003	601,847	
6638	Classroom devices and audio	\$ 3,743,000		\$ 3,743,000			-	-	3,743,000	
	Technology	\$ 4,535,000	\$ 20,457	\$ 4,535,000	\$ -	\$ -	\$ 150,843	\$ 85,182	\$ 4,298,975	
6629	Courville Stadium	\$ 19,001,345	\$ 109,480	\$ 19,001,345		50,000	1,775,537	19,207,563	(2,031,755)	
6628	Architect Fees	1,140,000		1,140,000					1,140,000	
6626	Attorney Fees	-		-		4,185	1,395	-	(5,580)	
6625	Program Management Fees	-		-			225,975	19,520	(245,496)	
6627	Surveys, Testing and Reimb.	1,848,655		1,848,655			6,121	330	1,842,204	
6631	Vehicles > \$5K	-		-			11,110	-	(11,110)	
6639	Furniture, Fixtures and Equipment	1,330,000		1,330,000			3,625	74,593	1,251,782	
6638	Technology	950,000		950,000					950,000	
	TOTAL	\$ 24,270,000	\$ 109,480	\$ 24,270,000	\$ -	\$ 54,185	\$ 2,023,763	\$ 19,302,006	\$ 2,890,045	
GRAND TOTALS		\$ 314,800,000	\$ 1,415,251	\$ 316,553,711	\$ 1,046,561	\$ 303,453	\$ 6,777,556	\$ 31,691,705	\$ 276,734,435	

Galveston Independent School District
Bond 2022 Interest Earnings
As of March 31, 2023

	Total Interest Earned		Moody Bank		Texas Class
Aug-22	\$ 32,755	\$	32,755	\$	-
Sep-22	\$ 402,696			\$	402,684
Oct-22	\$ 134,569	\$	44	\$	134,524
Nov-22	\$ 149,647	\$	67	\$	149,580
Dec-22	\$ 172,618	\$	53	\$	172,565
Jan-23	\$ 180,790	\$	48	\$	180,743
Feb-23	\$ 164,978	\$	43	\$	164,936
Mar-23	\$ 177,198	\$	92	\$	177,106
Total Interest Earned	\$ 1,415,251	\$	33,009	\$	1,382,138

NOTE: September 2022 Texas Class interest was high due to the interest being calculated on the full bond proceeds prior to the funds being sent to Fidelity

04.19.2023 VENDOR TOTALS THAT EXCEED \$50K - ATTACHMENT H

VENDOR	AMOUNT
GALVESTON INSURANCE ASSOCIATES	1,792,485.20
GLAZIER FOODS COMPANY	1,290,339.09
RELIANT ENERGY DEPT 0954	543,587.78
GALVESTON CENTRAL APPRAISAL DISTRICT	408,012.16
PETROLEUM TRADERS CORPORATION	280,301.16
CITY OF GALVESTON	241,015.00
SKYWARD, INC	164,066.00
CRESCENT ELECTRIC	137,332.14
WEXFORD INC	135,000.00
DELL MARKETING LP	127,635.87
CHALLENGE OFFICE PROD INC	113,518.63
COBURN SUPPLY CO	103,525.00
GBCDHH	101,565.50
AMAZON CAPITAL SERVICES	92,977.64
THOMPSON & HORTON LP	88,762.03
LEARNING A-Z	85,937.00
FRONTLINE TECHNOLOGIES GROUP LLC	81,216.44
MATERA PAPER COMPANY	78,731.19
HARDIES	76,586.85
ENTERGY	75,335.90
WELLS FARGO FINANCIAL SERVICES, LLC	74,079.04
HILAND DAIRY FOODS COMPANY, LLC	73,082.90
REGION 4 ESC BUSINESS OFFICE	71,010.00
KICKSTART KIDS	70,000.00
IN CLASS TODAY, INC	67,280.00
TEXAS GAS SERVICE	66,937.41
KLEEN SUPPLY CO	58,786.08
THE ARTIST BOAT, INC.	57,240.00
IMAGINE LEARNING LLC	56,250.00
RICOH USA INC	52,761.45
RAE SECURITY, INC.	50,949.54
MIRACLE RECREATION EQUIPMENT CO	50,054.07

04.19.23 LOCAL VENDOR ACTIVITY FOR FY 2022-2023 - ATTACHMENT I

Full Name	Payments FY 2022-2023	Zip
A B SIGN SHOP	1,005.51	77551
A. SMECCA INC	17,981.38	77550
ADRIANA RENDON	211.87	77550
AIDEE M SANTOS	241.50	77551
ALERT ALARMS	8,705.00	77550
ALEX GAYTAN	600.00	77551
ALEXANDRIA MORALES	1,000.00	77551
ALIYAH GARCIA	300.00	77551
ALONDRA SALINAS	500.00	77551
AMY CASTILLO	300.00	77550
ANAMARIA ARAUJO	500.00	77551
ANNA LEIGH SARGENT	3,000.00	77551
ANNA LIDDELL	95.63	77550
ANTHONY B BENNETT	503.92	77550
ARDEN CRAGAR	1,500.00	77550
ARIEL GOLAN	1,100.00	77551
ARMANDINA MORALES	1,000.00	77551
ASHER TEMPLEWOOD	300.00	77550
ASHLEY LEE	100.00	77554
AUDRA ELIZABETH COOPER	1,000.00	77551
AUNDRE VALDERAZ	500.00	77550
AVA GARDINER	300.00	77554
AYIANNA DESEANA ABNEY	300.00	77551
BENJAMIN CHRISTOPHER WREN	600.00	77550
BENNETT FLORAL	66.00	77550
BETTER PARKS FOR GALVESTON	2,000.00	77550
BEYOND TINT	400.00	77551
BOY SCOUTS OF AMERICA BAY AREA COUN	1,500.00	77551
BRANDEE RIVERA	1,500.00	77551
BREEZEWAY CUSTOM SCREENPRINTIN	9,693.00	77551
BRIANA FALCON	300.00	77551
BRIANA JUAREZ-FUENTEZ	300.00	77550
BRONCO BURRITOS	174.96	77551
BRYAN HAN	300.00	77551
BRYANNA KITCHEN	1,100.00	77551
CAITLYN DILLARD	1,000.00	77551
CANDACE WEBER	1,500.00	77550
CARAVAGELI VENTURES INCORPORATED	500.00	77550
CARLA GETERS	100.00	77550
CARLOS VELAZQUEZ	500.00	77550
CASSANDRA AGUIRRE	300.00	77550
CATHERINE STROUD	3,000.00	77550
CATHY LEDOUX	150.00	77550
CHALMERS HARDWARE & EMBROIDERY	4,973.52	77550
CHARLES DALEHITE	500.00	77551
CHARLES GUNDRUM	500.00	77554

04.19.23 LOCAL VENDOR ACTIVITY FOR FY 2022-2023 - ATTACHMENT I

Full Name	Payments FY 2022-2023	Zip
CHARLI DEAN	1,000.00	77554
CHARTWELLS DINING SERVICES	3,266.52	77553
CHASE MONSRUD	1,000.00	77551
CHASSIDY L ROBINSON	309.00	77550
CHERONDA FRANK	1,500.00	77550
CITY OF GALVESTON	241,015.00	77553
CITY OF GALVESTON	1,000.00	77553
CLASSIC AUTO GROUP	3,688.63	77554
CLASSIC FORD GALVESTON	1,929.22	77554
CLAY CUP STUDIOS	975.00	77550
COMMUNITIES IN SCHOOLS GALVESTON CO	220,000.00	77553
CONNOR SETH JOHNSON	600.00	77550
CORBIN SALAZAR	500.00	77550
COUNTY OF GALVESTON	8,291.37	77553
CRISTAL GARCIA	1,000.00	77551
DAISY MARTINEZ	1,000.00	77550
DANIEL BAKER	55.00	77554
DAVID H JR O'NEAL	247.87	77550
DAVID MORGAN	70.00	77551
DEBORAH DIANE RUSHING	1,500.00	77551
DERIC SMITH	600.00	77551
DESTINY HERNANDEZ	300.00	77551
DIANELLY CERVANTES	1,000.00	77551
DILL, LISA	114.31	77550
DYLAN J FROST	500.00	77551
DYLAN MICHAEL ALFORD	600.00	77551
EDNA MARIE TOWNSEND	500.00	77551
EL NOPALITO RESTAURANT	2,900.00	77550
ELAINE PORTAL	1,000.00	77551
ELISE MORGAN	300.00	77550
ELVIS ENRIQUE QUINTANILLA	500.00	77551
EMILY CHAPA	300.00	77550
ESLIE M ORTEGA	300.00	77551
EVER REYES	500.00	77551
FAMILY SERVICE CENTER OF GALVESTON	258,617.19	77550
FAS TRAC JOB TRAINING CENTER	26,229.00	77551
FASTSIGNS OF GALVESTON	2,935.82	77551
FRANCES BUERGLER	1,500.00	77551
GABRIELLA MARTINEZ	500.00	77550
GALVESTON CHAMBER OF COMMERCE	8,075.00	77550-1501
GALVESTON COLLEGE	654,943.25	77550
GALVESTON COUNTRY CLUB	4,260.00	77554
GALVESTON COUNTY AUDITOR'S OFFICE (18,632.03	77553
GALVESTON COUNTY TAX-ASSESSOR	690.80	77550
GALVESTON ECONOMIC DEVELOPMENT PART	2,500.00	77553
GALVESTON INSURANCE ASSOCIATES	1,792,485.20	77552-6767

04.19.23 LOCAL VENDOR ACTIVITY FOR FY 2022-2023 - ATTACHMENT I

Full Name	Payments FY 2022-2023	Zip
GALVESTON ISD ADMIN PRINT SHOP	457.47	77550
GALVESTON ISD EDUCATIONAL FOUNDATIO	765.67	77550
GALVESTON LIMOUSINE SERVICE	2,630.40	77552
GALVESTON RENTALS, INC	2,141.10	77554
GALVESTON VETERINARY CLINIC	527.84	77551
GALVESTONS OWN FARMERS MARKET	40,888.77	77553
GISD CHILD NUTRITION	7,369.02	77550
GISD EDUCATIONAL FOUNDATION	19,721.13	77550
GRAND 1894 OPERA HOUSE	2,670.00	77550
GUADALUPE RODRIGUEZ	300.00	77550
HAYLIE WISNER	300.00	77551
HEATHER ANATASIA VELA	1,000.00	77550
HICKS CO, W U-HAUL	3,028.01	77554
IDEAL LUMBER CO	3,853.34	77552-0187
INDUSTRIAL MATERIAL CORP	66.90	77554
IRAIRA A SONI	300.00	77551
ISAAC ALEGRIA	500.00	77551
ISABELLA CARMICAL	500.00	77551
ISABELLA GAVIN	1,000.00	77554
ISABELLE HARMELING	300.00	77551
ISAIAH ALEXANDER FLORES	500.00	77551
JA LYN DE SHA EDWARD	500.00	77550
JACE MOORE	200.00	77550
JACQUELINE GAYLE FIELDS	1,500.00	77550
JAKIRRAH JENKINS	500.00	77550
JANIE PEREZ	600.00	77551
JAYDA GABRIELLE VASQUEZ	500.00	77551
JAYLINN CHAVEZ	800.00	77551
JAZMINE PAINTER	300.00	77551
JEAN LANGEVINE	202.49	77550
JEFFREY POST	492.83	77550
JESSE PINTACUDA	233.50	77554
JESUS RIOJAS	1,300.00	77551
JOHANNA ANTONIO	1,000.00	77554
JOHN VIGGIANO	300.00	77550
JOSE O GARCIA	180.45	77550
JOSEPH MUSLIN	500.00	77551
JOSETTE RIVAS	113.70	77550
JOSHUA DALTON SHARP	600.00	77554
JOTHAN BANDA	500.00	77551
JUANA RAMIREZ	58.94	77550
JULEIBY GARZA	1,000.00	77551
JULIE MARIE RUIZ	1,500.00	77551
JULIE SCHMID	46,200.00	77554
KAITLYN HINOJOSA	1,000.00	77550
KALIYAH FONTENOT	300.00	77550

04.19.23 LOCAL VENDOR ACTIVITY FOR FY 2022-2023 - ATTACHMENT I

Full Name	Payments FY 2022-2023	Zip
KARI MAHEALANI NANCE	300.00	77551
KARINA CASTANEDA	1,000.00	77550
KAYLEIGH ELIZABETH LOREFICE	1,000.00	77554
KEITH T BECKER	43.00	77550
KELLY BALDWIN SHAFFNER	1,500.00	77551
KELLY CONTELLA	500.00	77551
KELLY MOORE	603.00	77550
KELLY SCHWAB	1,500.00	77554
KHRISTIAN JOHNSON	500.00	77550
KIMBERLEE MARZA	1,500.00	77551
KIMBERLY KOVACEVICH	253.13	77550
KLEEN SUPPLY CO	100,202.08	77553
KOLBY HANSON	300.00	77551
KRISTIN FONTENOT	1,000.00	77550
KRISTOPHER JOHNSON	500.00	77550
LAISA BELTRAN	1,000.00	77551
LARRIAN MENIFEE	164.00	77550
LEWIS PARKER	232.50	77550
LIBERTY REECE SNIDER	500.00	77550
LISA LELAND	180.69	77551
LISTER PLUMBING CO	9,564.20	77553
LIZETTE TAPIA	300.00	77551
LOGAN THROWER	500.00	77551
LORRAINE DOCHODA	545.44	77551
LUIS CASTILLO	500.00	77550
MAINLAND FLORAL CO J MAISEL'S	210.95	77550
MAKAYLA GREEN	500.00	77550
MAKENZIE MARKOVICH	1,000.00	77550
MARCUS MARTINEZ	300.00	77551
MARIA FUENTES	500.00	77551
MARIA GUADALUPE PADILLA	98.52	77550
MARIA LUCIA FLORES	1,000.00	77554
MARIAH RAE ROBLES	500.00	77550
MARIO'S RISTORANTE	501.90	77551
MARTY'S CITY AUTO INC	11,392.12	77550
MARTY'S TOWING LLC	275.00	77550
MARYANN ELISE GATELY	600.00	77551
MARYLLEN PEREZ	300.00	77551
MAYA AVILA-ROBBINS	700.00	77551
MAYRA TURRUBIARTES MARTINEZ	1,000.00	77551
MELINDA QUIROGA KERSHAW	137.00	77551
MELISSA LYN MORTON	92.15	77550
MELISSA RUTH DESKINS	20,545.00	77551
MICHELLE PROFITT	386.50	77551
MICHELLE REYES	1,000.00	77550
MICHELLE STEPHENSON	1,080.00	77554

04.19.23 LOCAL VENDOR ACTIVITY FOR FY 2022-2023 - ATTACHMENT I

Full Name	Payments FY 2022-2023	Zip
MINUTEMAN PRINTING & GRAPHIC	973.49	77550
MISTER GOLF CART LLC	11,311.92	77550
MOODY EARLY CHILDHOOD CENTER	561,028.23	77550
MOODY GARDEN CONVENTION CENTER AND	250.00	77554
MOODY GARDENS GOLF COURSE	21,158.50	77554
MOODY GARDENS INC	5,788.00	77554
MYNOR REYES SANTOS	300.00	77551
NADIA COMPTON	1,000.00	77551
NADIA REYNA	300.00	77550
NANCY HERNANDEZ	1,099.99	77551
OCONNELL COLLEGE PREPATORY	405.00	77550
OLIVIA SUE KELSO	1,500.00	77551
OSLIANA GARCIA	1,000.00	77551
PAIGE L JOHNSON	75.88	77550
PARKER ZITZKE	175.00	77551
PATRICK O'BRIEN	1,500.00	77550
PREETI JOSEPH	800.00	77551
PRINCESA COJON	1,000.00	77551
RACHAEL LOCKHART	1,500.00	77551
RANDI GARZA	114.00	77550
REPUBLIC PARTS CO	9,930.99	77550
RICHARD PRETS	102.96	77550
RILEY HEFFERNAN	500.00	77551
ROBERT LEE CHAMPS	600.00	77551
ROTARY CLUB OF GALVESTON	1,475.00	77553
ROTARY CLUB OF GALVESTON ISLAND	570.00	77552
ROYCE ANTHONY PARFAIT III	300.00	77550
SARAH CONCHA	462.70	77550
SCOTTY'S OVERHEAD DOOR	13,404.00	77554
SHACOREAN GORDON	1,000.00	77550
SHAVONNE D IRONCHE	475.75	77550
SHERWIN-WILLIAMS CO, THE	16,496.47	77551
SKYLER SALOIS	600.00	77554
SMART FAMILY LITERACY INC	11,305.00	77551
SOFIA GRASSO	500.00	77551
SOPHIA GARCIA	1,100.00	77551
STACY KAISER	1,500.00	77551
STEPHANIE EVERMAN	89.91	77550
STEWART'S PACKAGING INC	1,411.19	77550
SUNFLOWER BAKERY	261.18	77550
SUNNY JO HIGGINS	500.00	77551
SWEETLY MUSICK	700.00	77551
TATE G BURCHFIELD	300.00	77550
TAYLER A POLZIN	300.00	77554
TAYLOR JANE WILLIAMS	1,500.00	77551
TEEN HEALTH CENTER, INC	227,720.12	77553

04.19.23 LOCAL VENDOR ACTIVITY FOR FY 2022-2023 - ATTACHMENT I

Full Name	Payments FY 2022-2023	Zip
TENIA GRISSOM	1,000.00	77550
THE ARTIST BOAT, INC.	60,314.75	77554
THE SAN LUIS	1,703.73	77551
THE SPOT	30.00	77553
THERESA BURNETT	173.00	77550
THERESA SUE PACKEBUSH	88.39	77550
THIRD COAST R & D, INC.	17,240.00	77550
THOMAS BREITKREUTZ	500.00	77550
TOMAS TABOADA JR	500.00	77551
TOMYRA JACOBS	500.00	77550
TONY & BROS TOWING & REPAIR	2,100.00	77551
TONYIA DEWITT	1,500.00	77550
TOP GEAR	15,749.27	77551
TORNETTE BOOSTER CLUB	1,515.50	77551
TREASURE ISLAND TROPHIES	5,958.35	77551
UPWARD HOPE ACADEMY	24,999.96	77550
US POSTAL SERVICE	1,722.00	77550-9998
VANESSA MUNOZ	800.00	77551
VICTORIA B NEPOMUCENO	800.00	77550
VIKKI CURRY	1,037.17	77550
VILLAGE HARDWARE	5,134.54	77551
WENDY GISSELE MURCIA	300.00	77551
WEST ISLE URGENT CARE	7,786.00	77551
WILLIAM CONNOLLY STEWART	522.92	77551
YAGA TROPICAL CAFE, INC	250.00	77550
YANELI HERNANDEZ	300.00	77551
ZAHRAH EKTEFAEI	444.00	77550
ZOEY ELIZABETH LAIN	1,000.00	77551
Total Local Vendor Activity for FY 2022-2023	4,715,596.10	

Galveston Independent School District
⁹⁰
Original Budget
 For the Fiscal Year Ending August 31, 2023

	Surplus (Deficit)	Total
Fund Balance - 2017	\$ 2,182,253	\$ 32,907,342
Fund Balance - 2018	\$ (8,937,688)	\$ 23,969,654
Fund Balance - 2019	\$ 6,167,345	\$ 30,136,999
Fund Balance - 2020	\$ 3,584,251	\$ 33,721,250
Fund Balance - 2021	\$ (3,413,011)	\$ 30,308,239
Fund Balance - 2022	\$ 2,038,383	\$ 32,346,622

Based on ADA of 6065

Total Fund Balance as of 8/31/2022	\$	32,346,622
Adopted Revenue Budget	\$	115,150,000
Adopted Expenditure Budget	\$	115,550,000

Projected Budget Surplus (Deficit)

Projected Fund Balance as of 8/31/2023	\$	(400,000)
	\$	<u><u>31,946,622</u></u>

Adopted Tax Rate	
M&O	\$ 0.8646
I&S	\$ 0.1704
Total	\$ <u>1.0350</u>

<u>Fund Balance Recap</u>	
Nonspendable - Inventories and Prepaid Items	\$ 1,140,719
Committed - Disaster Recovery and Reduction in Funding	\$ 11,000,000
Unassigned	\$ 20,205,903
Total General Fund Balance	\$ <u><u>32,346,622</u></u>

Estimates based on General Fund numbers only.

Galveston Independent School District
 20
Projected Budget
 For the Fiscal Year Ending August 31, 2023

Based on ADA of 5709

Total Fund Balance as of 8/31/2022		\$	32,346,622
Revenues - <i>Projected</i>		\$	116,891,440
Expenditures - <i>Projected</i> (See Note 1)		\$	<u>118,453,580</u>
Projected Budget Surplus (Deficit)		\$	(1,562,141)
Projected Fund Balance as of 8/31/2023 (See Note 2)		\$	<u><u>30,784,481</u></u>

Note 1: Projected Expenditures reflect land purchases for new Ball High School in the amount of \$3,085M.

Note 2: Currently there are 95 days in reserve based on projected expenditures.

Galveston Independent School District
Budgeted, Actual, and Projected Revenues
For the Fiscal Year Ending August 31, 2023

Budget Worksheets
April 2023

Based on ADA of 5709

	2022-2023			2022-2023			2022-2023		
	Original Budget	Revised Budget	YTD Revenues	Projected Revenues	Balance (Projected minus YTD)	Projected Revenues are Greater (Less) than Original Budget			
Revenues									
Current Taxes	100,452,652	100,452,652	91,599,465	99,172,588	(7,573,123)	(1,280,065)			
Delinquent Taxes	1,858,374	1,858,374	1,054,275	1,834,693	(780,418)	(23,681)			
Penalties and Interest	1,050,000	1,050,000	584,075	1,050,000	(465,925)	-			
Pre-K Tuition and Fees	55,000	55,000	45,766	55,000	(9,234)	-			
Interest	175,000	220,000	1,237,983	1,900,000	(662,017)	1,725,000			
Rent	90,000	90,000	25,661	90,000	(64,339)	-			
Gifts and Bequests		1,700	-	-	-	-			
Insurance Recovery				35,071	(35,071)	35,071			
Proceeds from Sale of Property	720,319	720,319	86,225	448,145	(361,920)	-			
Miscellaneous Revenue from Local Sources	90,000	90,000	71,415	90,000	(18,585)	(272,174)			
Revenue from Athletics						-			
Fees for Services Provided						-			
Per Capita Apportionment (Available School Fund)	2,650,059	2,650,059	1,710,245	3,708,256	(1,998,011)	1,058,197			
Foundation School Program	99,903	99,903	1,492,040	93,830	1,398,210	(6,073)			
Other FSP Revenue						-			
Miscellaneous Revenue from State						-			
TRS On-Behalf	3,060,513	3,060,513	1,969,829	3,399,037	(1,429,208)	338,524			
Federal Revenue / Non-State	57,000	57,000	11,466	57,000	(45,534)	-			
Federal Revenue - TEA - Indirect Costs	350,000	350,000	393,933	1,242,000	(848,068)	892,000			
SHARS	750,000	750,000	669,693	700,000	(30,307)	(50,000)			
Medical Administrative Claiming	60,000	60,000	24,550	60,000	(35,450)	-			
Revenue - Other State Payments (TDEM - H. Laura)			2,000	2,000	-	2,000			
Federal Revenue/JROTC	757,360	757,360	50,194	80,000	(29,806)	(677,360)			
Sale of Real and Personal Property			53,962		53,962	-			
Operating Transfers In						-			
Extraordinary Items - Income	2,873,819	2,873,820	53,962	2,873,820	(2,873,820)	1			
Totals	\$ 115,150,000	\$ 115,196,700	\$ 101,106,221	\$ 116,891,440	\$ (15,785,218)	\$ 1,741,439			

Recap by Major Source of Funds

Tax Revenue	\$ 102,311,026	\$ 102,311,026	\$ 92,653,740	\$ 101,007,281	\$ (8,353,541)	\$ (1,303,746)
Other Local Revenue	\$ 2,180,319	\$ 2,227,019	\$ 2,051,125	\$ 3,668,216	\$ (1,617,091)	\$ 1,487,897
State Funding & TRS On-Behalf	\$ 5,810,475	\$ 5,810,475	\$ 5,195,558	\$ 7,201,123	\$ (2,005,565)	\$ 1,390,648
Federal Revenues	\$ 1,974,360	\$ 1,974,360	\$ 1,151,836	\$ 2,141,000	\$ (989,164)	\$ 166,640
Other Revenues	\$ 2,873,819	\$ 2,873,820	\$ 53,962	\$ 2,873,820	\$ (2,819,858)	\$ 1
Total	\$ 115,150,000	\$ 115,196,700	\$ 101,106,221	\$ 116,891,440	\$ (15,785,218)	\$ 1,741,439

Prepared by: Jeff Martello
Chief Financial Officer
4/18/2023

Galveston Independent School District
 ∞ Detail of Expenditure Budget
 For the Fiscal Year Ending August 31, 2023

	2022-2023		Change from PY Original Budget
	Original	Projected	
Detail of Expenditures			
Salaries	\$ 46,309,727	\$ 43,774,221	\$ (2,535,506)
Stipends, OT, Extra Duty, & Employee Allowances	3,585,425	3,820,533	235,108
Substitutes	870,000	1,096,981	226,981
TRS On Behalf	3,060,513	3,399,037	338,524
Benefits (see details below)	5,284,195	5,314,151	29,956
Salaries - Subtotal	\$ 59,109,860	\$ 57,404,924	\$ (1,704,936)
Campus and department budgets	12,392,038	16,645,508	4,253,470
Recapture	44,048,102	44,403,148	355,046
Total Expenditure Budget	\$ 115,550,000	\$ 118,453,580	\$ 2,903,580

Detail of Benefits			
6141 - FICA Medicare	\$ 616,756	\$ 645,979	\$ 29,223
6142 - Group Health Insurance	2,440,683	2,054,831	(385,852)
6143 - Workers' Compensation	312,096	353,496	41,400
6145 - Unemployment	60,000	123,620	63,620
6146 - TRS Surcharges and TRS Care for Retirees	1,850,073	2,136,226	286,153
6149 - TRS District Contribution	4,587	-	(4,587)
Total	\$ 5,284,195	\$ 5,314,151	\$ 29,956

Galveston Independent School District
 Estimate of Tax Collections
 For the Fiscal Year Ending August 31, 2023
 Tax Year: 2022

Budget Worksheets
 April 2023

Property Values as of Supplement 4	\$	12,063,714,874
Amount Under ARB Review	\$	-
Less: Estimated loss from ARB review	\$	-
Net Taxable Before Freeze	\$	12,063,714,874
(minus) Over 65 & Disabled Persons Taxable	\$	(982,102,898)
Freeze Adjusted Taxable	\$	11,081,611,976
Proposed Tax Rate	\$	1.0350
Total Levy Estimate MINUS Over 65 and Disabled Levy	\$	<u>114,694,684</u>

Levy Calculations By Fund

Estimated Levy minus Over 65 & DP for Maintenance and Operations Fund	\$	11,081,611,976
83.54% % M&O	\$	0.8646
	\$	<u>95,811,617</u>
Estimated Levy minus Over 65 & DP for Debt Service (I&S) Fund	\$	11,081,611,976
16.46% % I&S	\$	0.1704
	\$	<u>18,883,067</u>

34

	<u>M & O</u>	<u>I&S</u>	
Over 65 & DP Ceilings	\$ 6,594,704	\$ 6,594,704	
	83.54%	16.46%	
Levy for Over 65 & DP	<u>\$ 5,508,967</u>	<u>\$ 1,085,737</u>	
General	\$ 95,811,617	\$ 18,883,067	
Over 65 & DP	\$ 5,508,967	\$ 1,085,737	
Estimated Levy	<u>\$ 101,320,584</u>	<u>\$ 19,968,804</u>	<u>Total Estimated Levy</u>
Collection Percentages	97.88%	97.88%	<u>\$ 121,289,388</u>
	<u>\$ 99,172,588</u>	<u>\$ 19,545,465</u>	
Add Delinquent:	\$ 1,834,693	\$ 361,591	
Anticipated Collections* (Budgeted as Revenues)	\$ 101,007,281	\$ 19,907,056	Template~ Line 75 and 79 44,877 TEA I&S Hold Harmless for ASAHE
		<u>\$ (19,708,592)</u>	Less: Bond Payments
		<u>\$ 243,341</u>	Projected Surplus @ 8/31/23

*Bond 2023 payments include levy from PY's additional tax rate component.

Ratio of Current Collected to Adjusted Levy	
Tax Year	Collection %
2016	97.95%
2017	98.01%
2018	97.76%
2019	97.65%
2020	100.67%
2021	98.17%
Average	98.37%

Debt Service Fund Balance Recap

Fund Balance at 8/31/22	\$	5,564,118
Projected Surplus in FY 2023	\$	243,341
Fund Balance at 8/31/23	\$	<u>5,807,459</u>

Change in Net Taxable Values from PY

CY Net Taxable Values	\$	12,063,714,874
PY Net Taxable Values	\$	10,230,724,494
Increase	17.92%	<u>\$ 1,832,990,380</u>

Comparison of Prior Year Tax Levy

Current Year Tax Levy	\$	121,289,388
Prior Year Tax Levy	\$	95,620,597
Increase	26.84%	<u>\$ 25,668,790</u>

Prepared by: Jeff Martello
 Chief Financial Officer
 4/18/2023

IS Galveston Independent School District
 Budget Projections
 Tax Rate 2022: \$1.0350 (\$0.8646 + \$0.1704)
 Budget Worksheets
 April 2023

Budget Assumptions	Adopted	Projected	Projected	Projected	Projected	Projected
	2022-2023	2022-23	2023-24	2024-25	2025-26	2026-27
Enrollment	6442	6234	6234	6296	6359	6423
ADA	5825	5709	5709	5766	5824	5882
Property Value Growth	18.9%	17.9%	3.5%	3.5%	3.5%	3.5%
Projected M&O Tax Rate	\$0.8646	\$0.8646	\$0.8568	\$0.8491	\$0.8337	\$0.8184
Projected I&S Tax Rate	\$0.1704	\$0.1704	\$0.1680	\$0.1650	\$0.1460	\$0.1410
Projected Total Tax Rate	\$1.0350	\$1.0350	\$1.0248	\$1.0141	\$0.9797	\$0.9594
Increase (Decrease) in Total Tax Rate		\$0.0718	-\$0.0102	-\$0.0107	-\$0.0344	-\$0.0203
Tax Revenue	\$ 102,311,026	\$ 101,007,281	\$ 103,150,927	\$ 105,891,132	\$ 107,818,287	\$ 109,681,591
Other Local Revenue	\$ 2,180,319	\$ 3,668,216	\$ 2,300,000	\$ 2,300,000	\$ 2,300,000	\$ 2,300,000
State Funding	\$ 2,749,962	\$ 3,802,086	\$ 2,380,280	\$ 2,668,987	\$ 2,409,956	\$ 2,410,630
TRS On-Behalf	\$ 3,060,513	\$ 3,399,037	\$ 3,200,000	\$ 3,200,000	\$ 3,200,000	\$ 3,200,000
Federal Revenue (SHARS)	\$ 1,217,000	\$ 1,249,000	\$ 1,250,000	\$ 1,250,000	\$ 1,250,000	\$ 1,250,000
ESSER Indirect Costs	\$ 757,360	\$ 892,000	\$ 600,000	\$ -	\$ -	\$ -
Operating Transfers In (Bond Reimbs.)	\$ 2,873,819	\$ 2,873,820	\$ 3,085,000	\$ -	\$ -	\$ -
Total Revenues	\$ 115,150,000	\$ 116,891,440	\$ 115,566,207	\$ 115,310,120	\$ 116,978,243	\$ 118,842,221
Salaries	\$ 59,109,860	\$ 57,404,924	\$ 59,355,023	\$ 59,355,023	\$ 59,355,023	\$ 59,355,023
Operating Budgets (Campus & Dept)	\$ 12,392,038	\$ 16,645,508	\$ 12,900,112	\$ 12,900,112	\$ 12,900,112	\$ 12,900,112
Recapture	\$ 44,048,102	\$ 44,403,148	\$ 44,904,618	\$ 47,340,851	\$ 48,363,885	\$ 49,598,349
Total Expenditures	\$ 115,550,000	\$ 118,453,580	\$ 117,159,753	\$ 119,595,985	\$ 120,619,020	\$ 121,853,483
Surplus (Deficit)	\$ (400,000)	\$ (1,562,141)	\$ (1,193,545)	\$ (4,285,865)	\$ (3,640,776)	\$ (3,011,262)
Projected Fund Balance	\$ 31,846,522	\$ 30,784,481	\$ 29,590,936	\$ 25,305,070	\$ 21,654,294	\$ 18,633,032
Cumulative fund balance surplus (deficit)	\$ -	\$ (1,562,141)	\$ (2,755,686)	\$ (7,041,552)	\$ (10,682,328)	\$ (13,693,590)

Note 1: There is \$1.5M per year in ESSER funds reserved in FY 22-23 and 23-24 for employee retention bonuses.
 Note 2: Salary Projections for 23-24 based on Prior Year Filled Positions and Include 2% Midpoint Salary Increase, Funds to Retain 11 Content Specialists, Stipend Increase for ESL Teachers.

Net Total State/Local Revenue	Change in Formula Funding	Number of Days in Reserve	Property Values (#s in red=estimates)	CPTD Values	Difference	Average Funding per ADA
\$ 61,012,886	\$ 519,532	101	\$ 12,160,988,294	\$ 12,275,558,882	\$ (114,570,588)	\$ 10,474
\$ 60,406,218	\$ (606,668)	95	\$ 12,063,714,874	\$ 12,844,001,761	\$ (780,286,887)	\$ 10,581
\$ 60,626,589	\$ 220,371	92	\$ 12,485,944,895	\$ 13,293,541,823	\$ (807,596,928)	\$ 10,619
\$ 61,219,269	\$ 592,680	77	\$ 12,922,952,966	\$ 13,758,815,786	\$ (835,862,821)	\$ 10,617
\$ 61,864,358	\$ 645,089	66	\$ 13,375,256,320	\$ 14,240,374,339	\$ (865,118,019)	\$ 10,623
\$ 62,493,872	\$ 629,515	56	\$ 13,843,390,291	\$ 14,738,787,441	\$ (895,397,150)	\$ 10,625

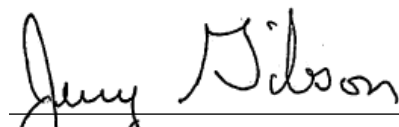
Action Sheet

MEETING DATE: April 19, 2023

AGENDA ITEM: Discuss and Consider Approval of One-Time Salary Supplement using ESSER III Funds for FY 2023-24

Due to the Covid 19 pandemic, the District experienced staffing shortages in all areas during the 2021-2022 and 2022-2023 school years. This was brought to the board's attention at the October 2021 board meeting and discussed again at other meetings throughout the last two years. Some of the worst shortages are in the areas of teachers, custodians, bus drivers, food service workers, and security personnel. In an effort to retain staff in FY 2023-24, the District would propose using ESSER III funds to give employees a one-time 2.5% salary supplement (not a permanent salary increase), based on their contracted salary, for the 2023-2024 fiscal year. This salary supplement has been included in the District's Use of Funds Plan for ESSER III funds since inception. Under the ESSER allowable activities, the following description is given which agrees with our intent, "activities that are necessary to maintain the operation of and continuity of services in the LEA, *including to employ existing staff of the LEA to the greatest extent practicable*".

RECOMMENDATION: I move that the Board of Trustees approve a 2023-24 one-time salary supplement for all employees in an amount equal to 2.5% of their contracted salary, based on proper parameters as determined by the District, to be paid with ESSER III funds, as presented.



Jerry Gibson Ed. D.
Superintendent



Jeff Martello
Chief Financial Officer

Action Sheet


MEETING DATE: April 19, 2023

AGENDA ITEM: Discuss and Consider Approval of GMP #1 to include Package 1 – Demolition Package for the New Ball High School & Natatorium Project.

On Wednesday, April 12, 2023, Gilbane-Kelso, acting as Construction Manager at Risk on behalf of Galveston Independent School District, received sub-contractor proposals for Package 1 – Demolition Package for the New Ball High School and Natatorium Project. The scope of work for this package includes the demolition of Scott Building and site demolition including student parking lot, staff parking lot across 43rd Street and portions of Avenue N-1/2.

Upon receipt of all documentation, the team conducted a thorough review of the submitted proposals. Following this review, the project team hereby recommends acceptance of the proposed GMP #1 by the Galveston Independent School District Board of Trustees, and authorization of Gilbane - Kelso to proceed with the work.

RECOMMENDATION: I move that the Board of Trustees approve GMP #1 for Package 1 – Demolition Package for New Ball High School & Natatorium Project in the amount of (amount to be named 4-18-23 under separate cover).



Jerry Gibson Ed. D.
Superintendent



Jeff Martello
Chief Financial Officer

Action Sheet

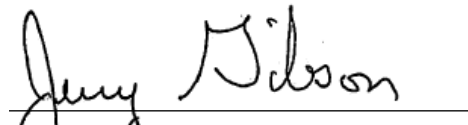
MEETING DATE: April 19, 2023

AGENDA ITEM: Discuss and Consider Approval of GMP #1 for Courville Press Box Project to include Package 1 – Concrete Foundations & Structural Steel Purchase.

On Wednesday, April 12, 2023, Gilbane-Kelso, acting as Construction Manager at Risk on behalf of Galveston Independent School District, received sub-contractor proposals for Package 1 – Concrete Foundations & Structural Steel Purchase for the Courville Stadium Press Box Project. The scope of work for this package includes the concrete foundations and the purchase of the structural steel for the project.

Upon receipt of all documentation, the team conducted a thorough review of the submitted proposals. Following this review, the project team hereby recommends the Board consider approval of the proposed GMP #1 as presented.

RECOMMENDATION: I move that the Board of Trustees approve GMP #1 for Package 1 – Concrete Foundations & Structural Steel Purchase for the Courville Press Box Project in the amount of (amount to be named 4-18-23 under separate cover).


Jerry Gibson Ed. D.
Superintendent


Jeff Martello
Chief Financial Officer

Action Sheet

MEETING DATE:


April 19, 2023

AGENDA ITEM:

Consider approval of the minutes from the Regular School Board Meeting on March 29, 2023.

RECOMMENDATION:

I move that the Board of Trustees approve the minutes from the Regular School Board Meeting on March 29, 2023.



Jerry Gibson
Superintendent



Minutes of Regular Meeting

The Board of Trustees Galveston Independent School District

A Regular Meeting of the Board of Trustees of Galveston Independent School District was held March 29, 2023, beginning at 6:00 PM in the Lovenberg Administration Building, 3904 Avenue T, Galveston, TX 77550.

BOT in attendance: Smecca, Beeton, Masel, Jobe, O'Neal

BOT not in attendance: Lakin

Staff in attendance: Martello, Curry, Scott, Post, Fontenot, Grant, Neighbors, Le, Grant, Mueller, Clark, Rogers, Wilson, Gibson, Bly

The subjects discussed or considered or upon which any formal action may be taken are as listed below. Items do not have to be taken in the order shown.

- 1) Call to order Open Session in the Board Room of the Lovenberg Administration Building, 3904 Avenue T, Galveston, Texas. -6:01
- 2) Pledge of Allegiance to the United States flag and the Texas flag. -6:01 *Led by Sable Clift, 6th grader and Science Fair State winner.*
- 3) Citizen's Request to Address the Board on Agenda and Non-Agenda Items. Please complete sign-up sheets available in the lobby prior to the start of the meeting. --6:15 *None*
- 4) The Board may recess into Closed Executive Session in the Library as permitted by the Texas Open Meeting Act Government Code Sections 551.071- 551.090 Subchapter D and E.

Should any final action, final decision, or final vote be required in the opinion of the School Board with regard to any matter considered in such closed meeting then the final action, final decision, or final vote shall be either:

A) in the open meeting covered by the Notice upon the reconvening of the public meeting;
or

B) at a subsequent public meeting of the School Board upon notice thereof; as the School Board shall determine.

- A) Personnel
 - B) Consultation with Attorney
 - C) Real Property
- 5) Reestablish the open meeting of the Galveston ISD Board of Trustees. -7:09
 - 6) District Reports -6:05
 - A) Board Committee Reports -6:05
 - 1) Curriculum Committee Chair- Ms. Ann Masel -6:05
 - 2) Facilities/Finance Committee -6:07 *Report given by Tony Brown.*
 - 7) Financial Reports and Budget Update -6:12 *Report given by Jeff Martello.*
 - 8) CONSENT AGENDA - Action Items -7:09 *Items B, G, and O pulled from consent. Motion by Masel. Second by Jobe. All present in favor.*
 - A) Consider approval of the minutes from the February 22, 2023 Regular School Board Meeting.

- B) Consider approval of personnel resignations and recommendations with contracts. *Pulled from consent to Regular Agenda*
- C) Discuss and consider approval of payment of attorney fees.
- D) Consider approval of Budget Amendments
- E) Discuss and consider the approval to apply for a grant to the Moody Foundation on behalf of the Tor Kids/Prep After School Program for a term of five years in an amount not to exceed \$9,200,000.
- F) Discuss and consider the approval to apply for a grant from the Moody Foundation on behalf of the Galveston Career-Connect (GCC) program for a term of five years in an amount not to exceed \$7,500,000.
- G) Discuss and consider approval for Galveston ISD Teacher Incentive Allotment Spending Plan 5 in favor. Jobe Abstained. *Pulled from consent to Regular Agenda*
- H) Discuss and Consider Approval of TexBuy Region 16 ESC Statewide Cooperative Purchasing Interlocal Agreement
- I) Discuss and consider approval of PK tuition for students who do not qualify for the PK program and provide GISD employees a 25% discount for PK if their student does not qualify for the 2023-2024 school year.
- J) Discuss and Consider Ratification of the Supplemental Expenditure to Replace Sewer Lines at Courville Stadium using Bond 2022 Funds
- K) Discuss and Consider the approval of Lit Service for District Wide Area Network (WAN) Proposal
- L) Discuss and Consider Approval of CSRFP 2022-23-012 Food Service Equipment
- M) Discuss and consider approval of purchasing two Transportation vehicles
- N) Discuss and Consider Adoption of Board Resolution entitled: Reimbursement Resolution #7 Expressing Intent to Reimburse Certain Expenditures Related to Land Acquisition for the New Ball High School Project
- O) Consideration of Resolution Accepting Offers and Approving the Sale of Buildings Located at 4224 Ave O, 4220 Ave O, 4221 Ave N ½, and 1610 43rd St. and related actions. *Deffered*

9) REGULAR AGENDA- Action Items -7:11

Item 8B from consent: Consider approval of personnel resignations and recommendations with contracts. Motion by Masel. Second by Smecca. 5 in favor. Jobe abstained. Lakin absent.

Item 8G from consent - Discuss and consider approval for Galveston ISD Teacher Incentive Allotment Spending Plan. 5 in favor. Jobe Abstained. Pulled from consent to Regular Agenda

A) Discuss and consider for action recording executive sessions and moving executive sessions to later in the regular board meetings. -7:12 *Beeton requested there be two motions. First, motion by Beeton to record meetings. No second. Motion failed. Second, motion by Beeton to move the executive session to later in the meeting. Second by Brown. Discussion. One in favor. Four opposed. Smecca Abstained.*

B) Discuss and consider for action how the school district recruits volunteers, responds to offers of volunteer assistance, integrates volunteers into schools and programs, and responds to inquiries from the community about school district curriculum and programs. -7:24 *Motion by Beeton that regardless of who brings an idea forward, that the volunteer policy is applied equally. Second by Smecca. Discussion. Motion failed. Two in favor. Three opposed. Masel abstained.*

10) Suggested Future Agenda Items -7:58

Smecca - At next month's Finance meeting, he would like to give the administration permission to buy vehicles.

O'Neal - Ensure that Trustees have code of conduct in every packet and look at the trustee protocol for putting items on the agenda.

Masel - Security measures

Beeton - Vape detection report

11)COMMENTS FROM THE BOARD OF TRUSTEES -8:04

Pursuant to Texas Government Code Section 551.0415, Trustees may report on any of the following items:

1. Expressions of thanks, gratitude, and condolences
2. Information regarding holiday schedules
3. Honorary or salutary recognition of a public official, public employee, or other citizen
4. Reminders regarding GISD events
5. Reminders regarding community events
6. Health and safety announcements

O'Neal - Go out and support the kids in their activities. Compliment to renaming the Baseball field to Bo Quiroga Field

Jobe - Great bond meeting. Compliments to the staff and the process. Also, Beachcomber Tennis tournament was great. Forty teams participated.

Masel - O'Neal and Smecca being honored at different events and congratulations.

Brown - Swedish students sailing on a boat visited Ball High. Next Wednesday, the history of Galveston class will go visit the new Royal Caribbean cruise terminal. Thursday afternoon, MECC will be having their Easter egg hunt. Tornettes will be putting the eggs together.

Beeton - Happy Easter

Smecca - Thanks to everyone who worked together for the renaming of the baseball field.

12)Adjournment -8:11

Minutes taken by: Amedia Bly

Approved on April 19, 2023

Mr. Tony Brown, President

Shae Jobe, Secretary

Action Sheet

MEETING DATE:

April 19, 2023

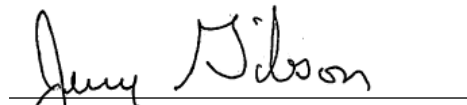
AGENDA ITEM:

Discuss and consider approval of personnel resignations and recommendations with contracts.

Under Separate Cover

RECOMMENDATION:

I move that the Board of Trustees approve personnel resignations and recommendations with contracts.



Jerry Gibson
Superintendent

Action Sheet

MEETING DATE:


April 19, 2023

AGENDA ITEM:

Discuss and consider approval of payment of attorney fees.

The Board has directed that attorney fees incurred by the district be brought for approval before payments are made. The district is in receipt of invoices from:

Under separate cover



Jerry Gibson
Superintendent

Action Sheet

MEETING DATE:


April 19, 2023

AGENDA ITEM:

Discuss and consider approval of monthly Budget Amendment (Under separate cover.)

RECOMMENDATION:

I move that the Board of Trustees approve the budget amendment, as presented.



Jerry Gibson Ed. D.
Superintendent



Jeff Martello
Chief Financial Officer

**GALVESTON Independent School District
2022-2023 Proposed Budget Amendment
April 2023**

	General Fund			Food Service Fund			Debt Service Fund		
	Beginning Budget	Amendments	Ending Budget	Beginning Budget	Amendments	Ending Budget	Beginning Budget	Amendments	Ending Budget
Revenues									
Local & Intermediate Sources	\$ 104,538,045	\$ -	\$ 104,538,045	\$ 508,507	\$ -	\$ 508,507	\$ 20,300,123	\$ -	\$ 20,300,123
State Program Revenues	\$ 5,810,475	\$ -	\$ 5,810,475	\$ 5,000	\$ -	\$ 5,000	\$ 44,877	\$ -	\$ 44,877
Federal Program Revenues	\$ 1,974,360	\$ -	\$ 1,974,360	\$ 4,947,828	\$ -	\$ 4,947,828	\$ -	\$ -	\$ -
Other Resources/ Operating Transfer In (ESSER II Grant)	\$ 2,873,820	\$ -	\$ 2,873,820	\$ -	\$ -	\$ -	\$ -	\$ -	\$ -
TOTAL	\$ 115,196,700	\$ -	\$ 115,196,700	\$ 5,461,335	\$ -	\$ 5,461,335	\$ 20,345,000	\$ -	\$ 20,345,000

	General Fund			Food Service Fund			Debt Service Fund		
	Beginning Budget	Amendments	Ending Budget	Beginning Budget	Amendments	Ending Budget	Beginning Budget	Amendments	Ending Budget
Function									
11 Instruction	\$ 37,704,304	\$ (500)	\$ 37,703,804						
12 Instructional Resources	\$ 370,291		\$ 370,291						
13 Curriculum & Inst Staff Dev	\$ 669,569		\$ 669,569						
21 Instructional Leadership	\$ 1,976,833		\$ 1,976,833						
23 School Leadership	\$ 4,211,903	\$ 500	\$ 4,212,403						
31 Guidance/Counseling	\$ 2,293,041		\$ 2,293,041						
32 Social Work Services	\$ 295,476		\$ 295,476						
33 Health Services	\$ 839,775		\$ 839,775						
34 Student Transportation	\$ 3,398,437		\$ 3,398,437						
35 Food Services	\$ -		\$ -	\$ 6,850,858		\$ 6,850,858			
36 Extracurricular Activities	\$ 2,196,306		\$ 2,196,306						
41 General Administration	\$ 3,045,626		\$ 3,045,626						
51 Maintenance and Operations	\$ 9,647,798		\$ 9,647,798	\$ 421,000	\$ 180,000	\$ 601,000			
52 Security and Monitoring	\$ 1,317,025		\$ 1,317,025						
53 Data Processing Services	\$ 2,128,048		\$ 2,128,048						
61 Community Services	\$ 1,006,746		\$ 1,006,746						
71 Debt Service	\$ -		\$ -				\$ 19,718,592	\$ -	\$ 19,718,592
81 Construction	\$ 3,810,314		\$ 3,810,314						
91 Recapture Payment	\$ 44,048,102		\$ 44,048,102						
93 Shared Services	\$ 26,875		\$ 26,875						
99 Intergovernmental Charges	\$ 817,000		\$ 817,000						
TOTAL	\$ 119,803,470	\$ -	\$ 119,803,469	\$ 7,271,858	\$ 180,000	\$ 7,451,858	\$ 19,718,592	\$ -	\$ 19,718,592

General Fund Budget

Function 11		Function 13
\$ (500)	TF fr 11 to 23 for Summer Conf	
TOTAL \$ (500)		TOTAL \$ -
Function 23		Function 31
\$ 500	TF fr 11 to 23 for Summer Conf	
TOTAL \$ 500		TOTAL \$ 0
Function 51 - Food Svc		Function 52 - Security
\$ 180,000	Tables & logo/mascot for Weis MS	
TOTAL \$ 180,000		TOTAL \$ -

Function 21		Function 36
TOTAL \$ -		TOTAL \$ -
Function 81		
TOTAL \$ -		TOTAL \$ -

Signed: _____
Board President

Action Sheet

MEETING DATE:

April 19, 2023


AGENDA ITEM:

Discuss and consider approval of donations
in accordance with Board Policy CDC Local

Under separate cover.

RECOMMENDATION:

I move that the Board accept the donations,
as presented.



Jerry Gibson Ed. D.
Superintendent



Jeff Martello
Chief Financial Officer



**Galveston Independent School District
Donations/Gifts for March 2023**

In accordance with Board Policy CDC (Local), the Board of Trustees of Galveston Independent School District acknowledges and appreciates the following donations:

Date	Recipient	Giver	Gift
3/2023	FACE	Island Cycle	1 Bicycle
3/2023	AIM	Optimist Club	\$200 Walmart gift card
3/2023	FACE	Ben & Jerry's	In kind
3/2023	FACE	GRA	In kind
3/2023	FACE	GR Group Gumbo Diner	In kind

Action Sheet

MEETING DATE:

April 19, 2023

AGENDA ITEM:

Discuss and consider approval for professional services from Kickstart Kids during the 2023-2024 school year in an amount not to exceed \$75,000 to be funded with Title funds.


Request for Proposals were received April 11, 2023 for CSRFP# 2022-23-014 Martial Arts and Character Development Program. The original RFP allowed for a one-year contract with two additional one-year renewal options, should both parties agree, and renewal is approved by the GISD Board of Trustees.

Kickstart Kids is a non-profit organization with a mission to build strong moral character in youth through martial arts. The program provides students the opportunity to develop discipline through physical and mental conditioning. Kickstart Kids will serve 130-150 students daily at Central Middle School. The Kickstart Program has been at Central for over twenty-five years. Title I funding will be used to pay the contract.

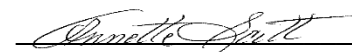
It is the District's intent to exercise the first one-year renewal option of the contract for professional services for Kickstart Kids for the 2023-24 school year with two additional one year renewal options.

RECOMMENDATION:

I move that the Board of Trustees approve the CSRFP# 2022-23-014 contract with Kickstart Kids for the 2023-2024 school year for year one of three in an amount not to exceed \$75,000 to be funded with Title I funds.



Jerry Gibson Ed. D.
Superintendent



Annette Scott
Assistant Superintendent Student Support



PROPOSAL TABULATION SHEET

CSRFP 2022-23-014

Martial Arts and Character Development Program

Proposal Date/Time: April 11, 2023, at 9:00 AM

Scoring Category	Max Score	Kick Drugs Out of America - KickStart Kids
Proven record of experience and expertise in the field	15	15.00
The reputation of the Consultant/Firm's capability to perform the service and the extent to which the services meet the District's needs	25	25.00
The Consultant's/Firms qualifications such as length of time in business	15	14.33
References provided of other clients with comparable services	15	0.00
Cost of Services and the total long-term cost to the district to acquire the services	15	15.00
Certification or licensure	15	14.67
TOTAL	100	84.00

*KickStart Kids is the recommended vendor for CSRFP 2022-23-014

Action Sheet

MEETING DATE:

April 19, 2023

AGENDA ITEM:


Discuss and consider approval of professional development services CSRFP# 2022-23-015 Capturing Kids Hearts -The Flippen Group for an amount not to exceed \$150,000.

Galveston ISD received requests for proposals for professional learning related to culture and relationship building for staff and students on April 11, 2023. The Flippen Group's professional development model *Capturing Kids Hearts* assists in motivating and in empowering GISD faculty and students to excel to a new level of student success. The professional development will be funded through Title funds.


The District reserves the option to renew in one year increments not to exceed five total years of service with The Flippen Group should both parties agree, and renewal is approved by the GISD Board of Trustees.

RECOMMENDATION:

I move that the Board of Trustees approve the professional development services CSRFP #2022-23-015 requested with The Flippen Group – Capturing Kids Hearts for 2023-2024 for an amount not to exceed \$150,000.



Jerry Gibson Ed. D.
Superintendent



Annette Scott
Assistant Superintendent Student Support



PROPOSAL TABULATION SHEET

CSRFP 2022-23-015

Teacher Professional Development for Building Campus Culture

Proposal Date/Time: April 11, 2023, at 9:00 AM

Culumulative Score	Max Score	Capturing Kids' Hearts
Cost	30	25.00
The reputation of the vendor and of the vendor's goods and services	25	24.33
The quality of the vendor's good or services	25	25.00
The extent to which the goods or services meet the District's needs	20	18.33
TOTAL	100	92.67

52

*Capturing Kids' Hearts is the recommended vendor for CSRFP 2022-23-015

Action Sheet

MEETING DATE:

April 19, 2023


AGENDA ITEM:

Discuss and consider approval of the recommendations for Chapter 21 Professional Contracts for the 2023-2024 school year as presented.

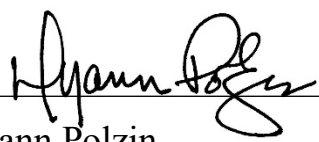
The names will be provided under separate cover

RECOMMENDATION:

I move that the Board of Trustees approve the recommendations for Chapter 21 Professional contracts for the 2023-2024 school year as presented.



Jerry Gibson
Superintendent



Dyann Polzin
Chief Human Capital Management and
Student Services Officer

Action Sheet

MEETING DATE:

April 19, 2023

AGENDA ITEM:

Discuss and consider approval for contracted services from Relay Graduate School of Education for an amount not to exceed \$150,000.

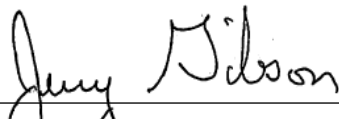
Galveston ISD Administration seeks to support the professional development of the principals and assistant principals from Weis, Austin, and Central through Relay's National Principal Academy and additional support for the principal supervisor through the National Principal Supervisors Academy. The program is a one year program consisting of an intensive week in the summer (June 12 – 16, 2023) followed by hybrid sessions throughout the year where the administrators have the opportunity to interact with principals nationwide.

Relay Graduate School of Education is an approved Texas Education Agency school improvement provider focused on strengthening Instructional Leadership Skills. RFP #701-20-016. Project ID No.: 61012049, 69452063. https://lbb.texas.gov/Contract_Reporting.aspx

The professional development will be funded through Title funds.

RECOMMENDATION:

I move that the Board of Trustees approve the contracted services requested with Relay Graduate School for an amount not to exceed \$150,000.



Jerry Gibson Ed. D.
Superintendent



Annette Scott
Assistant Superintendent Student Support

Action Sheet

MEETING DATE: April 19, 2023

AGENDA ITEM: Discuss and consider approval of purchase of safety equipment

As part of the Office of the Governor, Public Safety Office Criminal Justice Division grant program, GISD applied and was awarded funding. GISD will use these funds to purchase safety equipment from Galls utilizing Buy Board Contract # 670-22. Cost is \$75,361.99.

RECOMMENDATION: I move the Board approve the purchase of safety equipment in the amount of \$75,361.99 from Galls utilizing CJD Grant Funds, as presented.

Jerry Gibson
Superintendent

Jeff Martello
Chief Financial Officer

Action Sheet

MEETING DATE: April 19, 2023

AGENDA ITEM: Consideration of Resolution Accepting Offers and Approving the Sale of Buildings Located at 4224 Ave O, 4220 Ave O, 4221 Ave N ½, and 1610 43rd St. and related actions.


Current plans for the sites are to demolish the structures and prepare the lots for construction of the new Ball High School. GISD received two bid submissions for the building structures located at 4224 Ave O, 4220 Ave O, 4221, Ave N ½, and 1610 43rd St. in Galveston, TX. The Administration will have discretion to ensure that all buildings are moved in a timely fashion that does not delay construction.

The bid submissions for the properties are summarized as follows:

4224 Ave O Galveston, TX 77550 Bidder: Cherry House Moving	\$3,000*
4220 Ave O Galveston, TX 77550 Bidder: Cherry House Moving	\$1,000*
4221 Ave N ½ Galveston, TX 77550 Bidder: Cherry House Moving	\$1,000*
1610 43rd St. Galveston, TX 77550 Bidder: Cherry House Moving	\$500*

The administration recommends accepting the highest bid on each building and authorizing the administration to take all appropriate actions to negotiate and enter agreements and finalize the removal of the structures in a timely fashion that does not delay construction. If for any reason the administration is unable to successfully negotiate and enter an agreement on any of the structures or the structures cannot be removed timely, the administration would be further authorized to enter an agreement with the next highest bidder; to terminate any contract; and to take any related or necessary actions to remove or demolish the buildings.

RECOMMENDATION: I move the Board of Trustees approve the resolution of sale and related actions for the buildings located at 4224 Ave O, 4220 Ave O, 4221 Ave N ½, and 1610 43rd St as presented.



Jerry Gibson Ed. D.
Superintendent



Jeff Martello
Chief Financial Officer

RESOLUTION

GALVESTON INDEPENDENT SCHOOL DISTRICT

STATE OF TEXAS §
 §
COUNTY OF GALVESTON §

WHEREAS, the Galveston Independent School District (the “District”) Board of Trustees is the governing body of District, a political subdivision of the State of Texas; and

WHEREAS, the District owns housing structures located at 4224 Ave O, 4220 Ave O, 4221, Ave N ½, and 1610 43rd St. in Galveston, Texas (“Buildings”); and

WHEREAS, these structures must be removed or demolished in a timely fashion that does not cause delay so that the District can construct its new high school on the underlying property, and the Board of Trustees has determined that the Buildings should be sold and removed or otherwise demolished; and

WHEREAS, the District has solicited bids from bidders wishing to purchase and remove the Buildings, and such bids have been received and reviewed by the District’s Administration; and

WHEREAS, the Administration recommends to the Board of Trustees accept the offers providing the most value to the District from the highest eligible bidders who have met all the conditions set forth in Invitation for Bid and sell and convey the Buildings and take related actions.

NOW THEREFORE, BE IT RESOLVED:

1. That all of the above paragraphs are incorporated into and made part of this Resolution and Order; and
2. That the Buildings are determined and declared to be surplus property that are not necessary for District operations or purposes;
3. That the District’s Board of Trustees authorizes the Superintendent or his designee to negotiate and enter a contract with the highest bidder on each Building for the sale and removal of the structures in a timely fashion that does not delay construction;

4. That if for any reason the Superintendent or his designee are unable to successfully negotiate and enter an agreement on any of the Buildings or the Buildings cannot be removed in a timely fashion that does not delay construction, the Superintendent or his designee are further authorized to negotiate and enter an agreement with the next highest bidder; to terminate any of the contracts; and to take any related or necessary actions to remove or demolish the Buildings.

PASSED, APPROVED AND ADOPTED BY THE BOARD OF TRUSTEES OF THE GALVESTON INDEPENDENT SCHOOL DISTRICT, on the ____ day of _____ 2023.

GALVESTON INDEPENDENT SCHOOL DISTRICT

By: _____
Andrew Brown, President
Board of Trustees

ATTEST:

By: _____
Shae Jobe, Secretary
Board of Trustees


Action Sheet

MEETING DATE: April 19, 2023

AGENDA ITEM: Consider delegation of authority to purchase white fleet vehicles up to \$300,000.00

The 2022 Bond program included funds to purchase Maintenance, Transportation, and Security vehicles. The District regularly uses white fleet vehicles (light duty trucks, sport utility vehicles, passenger cars, and other similar vehicles other than school busses) for transportation and other operational purposes. Traditional advertised purchases or cooperative purchases subject to board approval at a regular board meeting are not compatible with the current vehicle market, which only allows a short time window to finalize purchases given the current supply chain demands on vehicle vendors. The Administration is requesting a one-year time-limited delegation of \$300,000.00 in spending authority through authorized school purchasing cooperatives in order to allow the administration to make purchases within the current market time window.

RECOMMENDATION: **I move that the Board authorize the Superintendent or designee for a period of one-year from this date to make budgeted purchases through purchasing cooperatives of white fleet vehicles for an aggregate amount up to \$300,000.00. I further move that any purchase that exceeds this aggregate amount must come back to the Board for further approval.**



Jerry Gibson Ed. D.
Superintendent



Jeff Martello
Chief Financial Officer