

**WAUNAKEE COMMUNITY SCHOOL DISTRICT
BOARD OF EDUCATION BUDGET COMMITTEE**

Friday, November 7, 2025

8:00 AM

Waunakee Community School District
905 Bethel Circle
Waunakee, WI 53597

Members of the public may attend Board of Education meetings in-person, and will be asked to check in with District personnel when you arrive.

Public comments will be limited to 3 minutes. The Board will allow 30 Minutes for public comments.

Public comments may be sent to Rebecca McDonough at district_administrator@waunakee.k12.wi.us up to one hour before the start of the Board meeting. All comments will be reviewed by the Board members. Emailed comments will be reviewed by the board but not read out loud. Emailed comments sent during any part of the board meeting (Board Development, Closed session, Open session) will be forwarded to the board but may or may not be reviewed by the board until after the board adjourns. Comments must include the commentator's name, address, and must identify their connection to the District (if any) and any group they are representing in order to be considered by the Board.

If you would like to address the Board in-person during the public comments section of the meeting, you will be greeted in the lobby of the building, asked to check in with District personnel when you arrive so that you can be recognized and address the Board when your name is called.

A recording of the meeting will be posted on the District webpage within 24 hours of the meeting time.

AGENDA

I. CALL TO ORDER

II. ROLL CALL

III. APPROVAL OF AGENDA AND ADDITIONS

A motion will be necessary to approve the agenda as presented (or) with changes as recommended.

IV. PUBLIC COMMENTS

Individuals may use this time to comment on any items listed as part of the meeting agenda. A copy of Board Policy 187 —Public Participation at Board Meetings is enclosed for your reference. Past practice has allowed 30 minutes for this section of the agenda.

V. 2025-2026 PLANNING

A. Update

4

Administration will update the committee on the process of completing the 2025-2026

budget process. Attached please find the presentation that was shared at the special board meeting for approving the budget and tax levy.

Administration will provide an update on the progress and utilization of the McKinney-Vento vehicles and will present a request for the lease of a third vehicle to support program needs.

VI. 2026-2027 PLANNING 24

The administration is beginning the process to prepare 2026–2027 budget scenarios. The attached document compares a base scenario with multiple scenarios for a 4K program. The base scenario includes the following:

1. A more conservative enrollment projection
2. Utilizing the November 2024 operational referendum funds
3. Increased revenues for high-cost special ed aid and state categorical aid due to the state budget changes
4. Increased revenues for open enrollment students
5. Increased expenses for the classified staff average pay catch up per the approved operational referendum
6. Increased expenses for annual pay increases (3% CPI + 2% compensation systems), utilities (added Middle School), transportation (5%), contingency (added 100K), maintenance (added back in NAMI contract)
7. Added 3 FTE for the use of existing Middle School/New Middle School

Each of the 4K scenarios changes the base scenario and the major financial impacts are described in the charts. Administration will review each scenario with the budget committee and will be seeking feedback.

The November board meeting will be an opportunity to discuss this topic and Administration will be requesting a decision in December to allow communication with the community and 4K centers.

VII. DISCUSSION/ACTION ON PROPOSALS 27

The budget committee requested an update on the district contract with Data Wrangler. Attached please find a report from Data Wrangler that we will review at the meeting. In addition, the committee asked for clarification on the savings given the move of Heritage Elementary School to a new site.

Here is the response from Data Wrangler.

"Our reported savings is only from savings actions taken at the new Heritage building. All program savings reported is from savings actions taken on all existing metered buildings. Should the board want a comparison of old vs. new heritage, let us know, we would need to get the old electric bills from the school district to perform this comparison."

In addition, the budget committee requested a review of our natural gas purchasing program.

Attached please find a review shared by our vendor. Administration will be requesting a recommendation for the December 1, 2025 to April/May 2026 timeframe.

VIII. OTHER ITEMS FOR DISCUSSION

32

IX. FUTURE AGENDA ITEMS

X. ADJOURN

“Any person who has a qualifying disability as defined by the Americans with Disabilities Act who requires assistance with access or materials should contact the Waunakee Community School District Office at 849-2000, 905 Bethel Circle Drive Waunakee, WI 53597, at least twenty-four hours prior to the commencement of the meeting so that necessary arrangements can be made to accommodate the request.”



WAUNAKEE

COMMUNITY SCHOOL DISTRICT

2025 Special Board Meeting - Approval of Budget & Tax Levy

Date:
Time:
Location:

Thursday, October 30, 2025
5:30 PM
District Office

Board of Education Room
905 Bethel Circle
Waunakee, WI 53597



Third Draft of 2025 -26 Budget - July

Proposed Property Tax Levy			
FUND	Audited	Unaudited	Proposed
	2023-24	2024-25	2025-26
General Fund	28,460,117.00	33,383,590.00	37,516,957.00
Referendum Debt Service Fund	12,838,301.00	10,699,681.00	10,940,424.00
Non-Referendum Debt Service Fund	0.00	0.00	0.00
Capital Expansion Fund	0.00	0.00	0.00
Community Service Fund	394,500.00	740,000.00	1,006,300.00
TOTAL SCHOOL LEVY	41,692,918.00	44,823,271.00	49,463,681.00
PERCENTAGE INCREASE --			
TOTAL LEVY FROM PRIOR YR	8.0%	7.5%	10.4%

5

The 2025-2026 tax base increased to \$5,288,242,330 or \$251,821,063 higher than 2024-2025. This change equates to a 5.0% increase. The 2025-2026 tax rate (tax levy/tax base) estimate increases to \$9.35. This equates to a 5% increase.

Total Expenditures and Other Financing Uses			
ALL FUNDS	Audited	Unaudited	Proposed
	2023-24	2024-25	2025-26
GROSS TOTAL EXPENDITURES--ALL FUNDS	158,668,195.00	163,246,437.00	154,617,230.00
Interfund Transfers (Source 100) - ALL FUNDS	6,416,057.00	7,268,513.00	7,092,565.00
Refinancing Expenditures (FUND 30)	0.00	0.00	0.00
NET TOTAL EXPENDITURES -- ALL FUNDS	152,252,138.00	155,977,924.00	147,524,665.00
PERCENTAGE INCREASE -- NET TOTAL FUND			
EXPENDITURES FROM PRIOR YEAR	5.5%	2.45%	-5.42%



Budget Adoption - New Information

- 3rd Friday in September Student Count
 - September enrollment count (4,369 compared to budget estimate of 4,429)
 - Summer school FTE count (205)
 - Open enrollment in and out students are verified during September student count
- October 15th State Equalization Aid Certification (\$23,334,386), compared to \$24.6M 24-25
- October 1st Equalized Property Values (\$5,520,979,855)
- Tax Rate (\$8.60)
- Finalization of 25-26 Revenue Limit Worksheet
 - Transfer of Service (\$582,059)
 - Non-recurring Exemptions (\$1,446,751 - \$1,050,000 from November 2024 referendum)
- Grant Allocations, Including carryover balances when available



Budget Adoption- Budget Changes

- Fund 10 - General Fund Revenues
 - Open Enrollment In
 - State Equalization Aid
 - Property Tax Levy
 - Grant Allocations, Including Carryover
 - State Categorical Aid
 - Act 12 - Personal Property Aid
 - Premium
 - Personal Property Aid/Computer Aid



Budget Adoption- Budget Changes

- Fund 10 - General Fund Expenses
 - Grant Allocations, Including Carryover
 - Building Student Count Allocation (will be a budget revision)
 - Building/Department Fees and allocation
 - 4K Student Count Allocation
 - Districtwide (Business Insurance, Consulting, Private school voucher payments & Open enrollment out, miscellaneous)
 - Transfer to Fund 27
 - Salary and Benefits Accounts Updated Based on October Actual Staffing



Budget Adoption- Budget Changes

- Fund 27 - Special Education Fund
 - Revenues
 - Transfer in from Fund 10
 - Expenses
 - Department allocation
 - Salary and Benefits Accounts Updated Based on October Actual Staffing
 - Addition of 1.0 ParaEducator at Arboretum Elementary School based on an evaluation for a student new to the district



Budget Adoption- Budget Changes

- Fund 39 - Debt Service Fund
 - Decreased interest earnings/rebate
 - Decreased property tax levy
 - Decreased transfer from fund 39
- Fund 49 – Capital Projects Fund
 - Decreased construction expenses
 - Decreased transfer to fund 39
- Fund 73 - Employee Benefit Trust Fund
 - Updated budgets to reflect 24-25 retirees
- Fund 80 - Community Service Fund
 - Increased Middle School activities to match actual October salary & benefits
- Fund 99 – Other Cooperative Programs
 - Decreased revenues and expenses to match final payment to new fiscal agent



Budget Adoption- Information Provided in Boardbook

- 4th Draft of the Budget
- Wisconsin Department of Public Instruction Budget Adoption Format
- Wisconsin Department of Public Instruction Revenue Limit Formula



Fourth Draft of 2025 -26 Budget

July 2025

Total Expenditures and Other Financing Uses			
ALL FUNDS	Audited 2023-24	Unaudited 2024-25	Proposed 2025-26
GROSS TOTAL EXPENDITURES--ALL FUNDS	158,668,195.00	163,246,437.00	154,617,230.00
Interfund Transfers (Source 100) - ALL FUNDS	6,416,057.00	7,268,513.00	7,092,565.00
Refinancing Expenditures (FUND 30)	0.00	0.00	0.00
NET TOTAL EXPENDITURES -- ALL FUNDS	152,252,138.00	155,977,924.00	147,524,665.00
PERCENTAGE INCREASE -- NET TOTAL FUND EXPENDITURES FROM PRIOR YEAR	5.5%	2.45%	-5.42%

12

October 2025

Total Expenditures and Other Financing Uses			
ALL FUNDS	Audited 2023-24	Unaudited 2024-25	Proposed 2025-26
GROSS TOTAL EXPENDITURES--ALL FUNDS	162,632,412.71	160,043,043.11	145,434,141.00
Interfund Transfers (Source 100) - ALL FUNDS	6,962,392.11	7,930,542.01	7,594,427.00
Refinancing Expenditures (FUND 30)	0.00	0.00	0.00
NET TOTAL EXPENDITURES -- ALL FUNDS	155,670,020.60	152,112,501.10	137,839,714.00
PERCENTAGE INCREASE -- NET TOTAL FUND EXPENDITURES FROM PRIOR YEAR	5.5%	-2.29%	-9.38%



Tax Levy Approval- New Information

- August Estimate of Net New Construction (2.66%)
- October 1st Equalized Property Values (\$5,520,979,855 or 9.6% increase)
- Finalization of 2025-26 Revenue Limit Worksheet (Determines Fund 10 Property Tax Levy)
- Decrease in Fund 39 Tax Levy
- The Board of Education has made the decision to reduce the referendum debt service tax levy by \$2,385,712. This reduction is possible because of the use of one or more of the following financial strategies:
 1. Refinance existing debt.
 2. Utilize November 2022 referendum project savings.
 3. Utilize clean energy rebate from the federal government.
- Final Tax Rate: \$8.60



Tax Levy Approval- Changes

July 2025

Proposed Property Tax Levy			
FUND	Audited	Unaudited	Proposed
	2023-24	2024-25	2025-26
General Fund	28,460,117.00	33,383,590.00	37,516,957.00
Referendum Debt Service Fund	12,838,301.00	10,699,681.00	10,940,424.00
Non-Referendum Debt Service Fund	0.00	0.00	0.00
Capital Expansion Fund	0.00	0.00	0.00
Community Service Fund	394,500.00	740,000.00	1,006,300.00
TOTAL SCHOOL LEVY	41,692,918.00	44,823,271.00	49,463,681.00
PERCENTAGE INCREASE --			
TOTAL LEVY FROM PRIOR YR	8.0%	7.5%	10.4%

October 2025

Proposed Property Tax Levy			
FUND	Audited	Unaudited	Proposed
	2023-24	2024-25	2025-26
General Fund	28,460,117.00	33,383,590.00	37,939,991.00
Referendum Debt Service Fund	12,838,301.00	10,699,681.00	8,544,712.00
Non-Referendum Debt Service Fund	0.00	0.00	0.00
Capital Expansion Fund	0.00	0.00	0.00
Community Service Fund	394,500.00	740,000.00	1,006,300.00
TOTAL SCHOOL LEVY	41,692,918.00	44,823,271.00	47,491,003.00
PERCENTAGE INCREASE --			
TOTAL LEVY FROM PRIOR YR	8.0%	7.5%	6.0%



Tax Levy Approval- Changes

- Tax levy increase between 24-25 and 25-26 was \$2,667,732
- Increase of 5.97% with an estimated 2.66% increase in net new construction
- Tax rate decreases to \$8.60 compared to \$8.90 in 24-25 based on the equalized property value increase
- On average, existing taxpayers will see a school property tax increase consistent with annual inflationary increase
- The next slide provides more specific information on the school property tax levy variations between municipalities



Tax Levy Approval- Distribution

<u>TAXING AREA</u>	<u>TID OUT VALUE</u>	<u>% TO TOTAL</u>	<u>2025-2026 TAX LEVY</u>	<u>2024-2025 TAX LEVY</u>	<u>\$ DIFFERENCE</u>	<u>% DIFFERENCE</u>
V WAUNAKEE	\$3,404,605,600	61.666691%	29,292,296.85	27,490,235.25	1,802,061.60	6.56%
T DANE	\$41,495,275	0.751593%	357,014.01	336,542.14	20,471.88	6.08%
T SPRINGFIELD	\$222,202,074	4.024685%	1,911,765.97	1,659,641.25	252,124.71	15.19%
T VIENNA	\$229,997,126	4.165875%	1,978,832.46	1,903,927.55	74,904.91	3.93%
T WESTPORT	\$1,255,225,699	22.735560%	10,799,619.14	10,421,117.80	378,501.33	3.63%
C MADISON	\$137,737,196	2.494796%	1,185,053.22	1,046,882.09	138,171.13	13.20%
C MIDDLETON	\$229,716,885	4.160799%	1,976,421.35	1,964,924.91	11,496.44	0.59%
TOTALS	\$5,520,979,855	100.000000%	\$47,501,003.00	\$44,823,271.00	\$2,677,732.00	5.97%



Tax Levy Approval- Communication

- The 5.97% property tax levy increase approved by the School Board is not a net change in your property tax levy. There are school levy property tax credits that offset a portion of the school district tax levy.
- New properties built in 2024 are taxed for the first time in 2026 and this shifts the school property tax between properties. The estimate for new construction is an increase of 2.66%.
- The school district is made up of 7 different municipalities. School property tax levies shift between municipalities depending on equalized property value changes.
- Individual properties can have a tax value increase or decrease based on property changes (like a basement remodel or a reassessment).



Tax Levy Approval- Information Provided in Boardbook

- Tax Levy by Municipality
- Tax Levy Explanation



Budget Accomplishments / Risks

Accomplishments	Risks
Post employment benefits \$600k	High cost special ed aid
Termination benefits \$100k	State special education aid
Contingency fund + \$100k	Tax levy reduction of \$2.3 million
Transportation+ \$100k / Legal +47k	Additional staffing changes
July/Aug 26 Health Insurance increase	



Budget Adoption & Tax Levy Approval

- Administration is recommending approval of the following:

Proposed Property Tax Levy			
FUND	Audited	Unaudited	Proposed
	2023-24	2024-25	2025-26
General Fund	28,460,117.00	33,383,590.00	37,939,991.00
Referendum Debt Service Fund	12,838,301.00	10,699,681.00	8,544,712.00
Non-Referendum Debt Service Fund	0.00	0.00	0.00
Capital Expansion Fund	0.00	0.00	0.00
Community Service Fund	394,500.00	740,000.00	1,006,300.00
TOTAL SCHOOL LEVY	41,692,918.00	44,823,271.00	47,491,003.00
PERCENTAGE INCREASE -- TOTAL LEVY FROM PRIOR YR	8.0%	7.5%	6.0%

Total Expenditures and Other Financing Uses			
ALL FUNDS	Audited	Unaudited	Proposed
	2023-24	2024-25	2025-26
GROSS TOTAL EXPENDITURES--ALL FUNDS	162,632,412.71	160,043,043.11	145,434,141.00
Interfund Transfers (Source 100) - ALL FUNDS	6,962,392.11	7,930,542.01	7,594,427.00
Refinancing Expenditures (FUND 30)	0.00	0.00	0.00
NET TOTAL EXPENDITURES -- ALL FUNDS	155,670,020.60	152,112,501.10	137,839,714.00
PERCENTAGE INCREASE -- NET TOTAL FUND EXPENDITURES FROM PRIOR YEAR	5.5%	-2.29%	-9.38%



Next Steps- Budget Committee Meetings

- Discussion of assumptions in 25-26 budget
 - Interest earnings
 - Special Ed categorical aid
 - Medicaid
- Discussion of 25-26 end of the year balance
 - Allocating fund 10/fund 50 maintenance costs to fund 49
 - Allocating fund 10 technology costs to fund 49
- Begin 2026-2027 budget planning process
 - Create base plan
 - Create options surrounding the 4K program
- Additional discussions
 - December 4K decision and transportation data
 - January transportation and open enrollment decision
 - February decision on \$2.3 million tax levy reduction



Questions, concerns, feedback



McKinney-Vento Vehicle Operations Summary

A review of two random months from the previous school year indicates that EverDriven charged the district **\$31,144** for those eight weeks of service. In comparison, during the first eight weeks of the current school year, the district's cost for the same number of students totaled **\$18,978**. This represents a **39.1% reduction in cost** compared to the same period last year.

Period	Provider	Total Cost	Notes
Two months from prior school year	EverDriven	\$31,144	Contracted transportation
First eight weeks of current year	District-operated MKV vehicles	\$18,978	WCSD drivers & vehicle cost

Monthly Vehicle Cost:

- **MKV 1:** \$762/month
- **MKV 2:** \$796/month

Note: Vehicles are district-owned after 3 years of payments.

23

Vehicle Utilization

Vehicle	McKinney-Vento Students	Special Education Students	Total Students
MKV 1	2	2.5	4.5
MKV 2	3.5	4	7.5
VAN @ BETHEL	1.5	0	1.5
Total	7	6.5	13.5

Note: Half-day (.5) values indicate alternating or shared-service students.

At times, both district-owned McKinney-Vento vehicles are fully assigned to McKinney-Vento routes. During these periods, the district has temporarily utilized the Bethel van to ensure uninterrupted transportation service. However, this is not a sustainable long-term solution, as the Bethel van is also required for other district operational needs.

Wisconsin 2025–27 State Budget: 4K Program Changes Starting in 2026–27

This document summarizes the changes to Wisconsin’s Four-Year-Old Kindergarten (4K) program as enacted in the 2025–27 state budget (2025 Wisconsin Act 15), with particular focus on provisions that take effect beginning in the 2026–27 school year.

1. Get Kids Ready Program (Starting 2026–27)

- A new community-based elementary school-readiness program administered by the Department of Children and Families (DCF), called Get Kids Ready, begins during the 2026–27 school year.
- Annual funding of \$66 million supports the program.
- Payments go to licensed or certified child-care providers serving four-year-olds.
- Providers must deliver at least 437 hours of instruction annually using a curriculum aligned to the Wisconsin Model Early Learning Standards.
- Teachers must hold at least an associate or bachelor’s degree.
- Providers may not participate in Get Kids Ready if they also contract with a public school district to provide 4K in the same year.

2. FTE Counting and Outreach Requirement Changes

- Beginning with the 2025–26 school year, all 4K public education pupils are counted at 0.60 Full-Time Equivalent (FTE) for membership, revenue limits, and aid computations.
- Outreach hours are no longer required for 4K programs.
- Districts should review their pupil-counting practices and budgeting projections to align with the new rules.

3. Related Early Care and Child-Care Investments

- Child Care Bridge Payments and Wisconsin Shares reimbursement increases are included to stabilize provider capacity.
- These supports reduce parent costs and complement Get Kids Ready by expanding access to early learning options.

4. Practical Implications for Districts

- Some families may choose community providers in Get Kids Ready instead of district 4K; providers cannot participate in both a district 4K contract and Get Kids Ready in the same year.
- The 0.60 FTE rule will directly affect district revenue-limit and aid allocations. Business offices should carefully review enrollment and financial planning in light of these changes.

**Comparison of Base Scenario to various 4K Scenarios
Waunakee Community School District**

Scenario	4K students	Expense	Comments
Base Scenario	245	\$0	no changes
Scenario 1	0	(\$900,000)	No 4k program
Scenario 2	90	(\$600,000)	4K in each building
Scenario 3	168	(\$300,000)	4K in each building, keep half of partners
Scenario 4	245	\$343,000	district increases payment to providers to \$5K
Scenario 5	245	\$300,000	4K in each building, remaining 4K students at MS

Base Scenario	Prior Years		Current 2025-26	Projections				
	2023-24	2024-25		2026-27	2027-28	2028-29	2029-30	2030-31
4K Class Size	238	249	221	245	245	245	245	245
Eq. Valuation Growth		8.3%	9.6%	6.0%	6.0%	6.0%	6.0%	6.0%
Rev. Limit/Member Incr.	325	325	325	325	325	325	325	325
Referendum	\$5,127,502	\$8,127,502	\$9,650,000	\$2,600,000	\$2,100,000	\$0	\$0	\$0
Fund 10 Revenues	\$64,018,308	\$68,102,085	\$71,192,701	\$74,485,842	\$75,890,765	\$77,031,433	\$78,463,403	\$79,774,057
Fund 10 Expenditures	\$64,559,224	\$68,102,085	\$71,192,701	\$74,183,613	\$77,603,206	\$81,261,585	\$85,003,258	\$88,817,559
Surplus (Deficit)	(\$540,916)	\$0	\$0	\$302,229	(\$1,712,441)	(\$4,230,152)	(\$6,539,855)	(\$9,043,502)
Fund Balance	\$7,481,181	\$7,481,181	\$7,481,181	\$7,783,410	\$6,070,968	\$1,840,816	(\$4,699,039)	(\$13,742,541)
Fund Balance %	11.6%	11.0%	10.5%	10.5%	7.8%	2.3%	-5.5%	-15.5%
Operating Expenses	\$68,767,429	\$72,712,783	\$77,491,249	\$82,151,544	\$85,825,095	\$89,750,131	\$93,771,793	\$97,880,083
Equalization Aid	\$24,685,494	\$24,634,807	\$23,334,386	\$22,516,448	\$21,936,235	\$19,693,888	\$17,927,521	\$15,283,928
Total Tax Levy	\$41,692,918	\$44,823,271	\$47,501,003	\$51,319,511	\$53,299,417	\$56,751,237	\$59,998,861	\$63,925,799
Mill Rate	\$8.97	\$8.90	\$8.60	\$8.77	\$8.59	\$8.63	\$8.61	\$8.65

Scenario #1	Prior Years		Current 2025-26	Projections				
	2023-24	2024-25		2026-27	2027-28	2028-29	2029-30	2030-31
4K Class Size	0	0	0	-245	-245	-245	-245	-245
Fund 10 Revenues	\$0	\$0	\$0	(\$36,358)	(\$812,795)	\$782,184	(\$2,183,124)	(\$5,634,521)
Fund 10 Expenditures	\$0	\$0	\$0	(\$900,000)	(\$900,000)	(\$900,000)	(\$900,000)	(\$900,000)
Surplus (Deficit)	\$0	\$0	\$0	\$863,642	\$87,205	\$1,682,184	(\$1,283,124)	(\$4,734,521)
Equalization Aid	\$0	\$0	\$0	\$0	(\$2,797,254)	(\$3,100,972)	(\$3,823,542)	(\$3,295,546)
Total Tax Levy	\$0	\$0	\$0	\$0	\$2,057,175	\$4,126,779	\$2,087,844	(\$1,616,020)
Mill Rate	\$0.00	\$0.00	\$0.00	\$0.00	\$0.33	\$0.63	\$0.30	-\$0.22

Scenario #2	Prior Years		Current 2025-26	Projections				
	2023-24	2024-25		2026-27	2027-28	2028-29	2029-30	2030-31
4K Class Size	0	0	0	-155	-155	-155	-155	-155
Fund 10 Revenues	\$0	\$0	\$0	(\$23,002)	(\$514,221)	\$50,920	(\$1,751,140)	(\$4,023,414)
Fund 10 Expenditures	\$0	\$0	\$0	(\$600,000)	(\$600,000)	(\$600,000)	(\$600,000)	(\$600,000)
Surplus (Deficit)	\$0	\$0	\$0	\$576,998	\$85,779	\$650,920	(\$1,151,140)	(\$3,423,414)
Equalization Aid	\$0	\$0	\$0	\$0	(\$1,761,758)	(\$1,936,171)	(\$2,833,462)	(\$2,453,978)
Total Tax Levy	\$0	\$0	\$0	\$0	\$1,293,541	\$2,141,180	\$1,365,271	(\$1,112,117)
Mill Rate	\$0.00	\$0.00	\$0.00	\$0.00	\$0.21	\$0.33	\$0.20	-\$0.15

Scenario #3	Prior Years		Current 2025-26	Projections				
	2023-24	2024-25		2026-27	2027-28	2028-29	2029-30	2030-31
4K Class Size	0	0	0	-77	-77	-77	-77	-77
Fund 10 Revenues	\$0	\$0	\$0	(\$11,377)	(\$249,327)	(\$541,108)	(\$1,366,299)	(\$2,636,986)
Fund 10 Expenditures	\$0	\$0	\$0	(\$300,000)	(\$300,000)	(\$300,000)	(\$300,000)	(\$300,000)
Surplus (Deficit)	\$0	\$0	\$0	\$288,623	\$50,673	(\$241,108)	(\$1,066,299)	(\$2,336,986)
Equalization Aid	\$0	\$0	\$0	\$0	(\$864,411)	(\$949,341)	(\$1,994,656)	(\$1,740,993)
Total Tax Levy	\$0	\$0	\$0	\$0	\$637,839	\$484,659	\$768,842	(\$668,694)
Mill Rate	\$0.00	\$0.00	\$0.00	\$0.00	\$0.10	\$0.07	\$0.11	-\$0.09

Scenario #4	Prior Years		Current 2025-26	Projections				
	2023-24	2024-25		2026-27	2027-28	2028-29	2029-30	2030-31
4K Class Size	0	0	0	0	0	0	0	0
Fund 10 Revenues	\$0	\$0	\$0	\$0	\$0	\$0	\$0	\$0
Fund 10 Expenditures	\$0	\$0	\$0	\$343,000	\$343,000	\$343,000	\$343,000	\$343,000
Surplus (Deficit)	\$0	\$0	\$0	(\$343,000)	(\$343,000)	(\$343,000)	(\$343,000)	(\$343,000)
Equalization Aid	\$0	\$0	\$0	\$0	(\$50,829)	(\$68,980)	(\$81,745)	(\$98,945)
Total Tax Levy	\$0	\$0	\$0	\$0	\$50,829	\$68,980	\$81,745	\$98,945
Mill Rate	\$0.00	\$0.00	\$0.00	\$0.00	\$0.01	\$0.01	\$0.01	\$0.01

Scenario #5	Prior Years		Current 2025-26	Projections				
	2023-24	2024-25		2026-27	2027-28	2028-29	2029-30	2030-31
4K Class Size	0	0	0	0	0	0	0	0
Fund 10 Revenues	\$0	\$0	\$0	\$0	\$0	\$0	\$0	\$0
Fund 10 Expenditures	\$0	\$0	\$0	\$300,000	\$300,000	\$300,000	\$300,000	\$300,000
Surplus (Deficit)	\$0	\$0	\$0	(\$300,000)	(\$300,000)	(\$300,000)	(\$300,000)	(\$300,000)
Equalization Aid	\$0	\$0	\$0	\$0	(\$44,456)	(\$60,330)	(\$71,497)	(\$86,542)
Total Tax Levy	\$0	\$0	\$0	\$0	\$44,456	\$60,330	\$71,497	\$86,542
Mill Rate	\$0.00	\$0.00	\$0.00	\$0.00	\$0.01	\$0.01	\$0.01	\$0.01

2026-2027 4K Planning Timeline

Date	November	December	January
1			
2			Potential 4K Enrollment begins.
3			
4			
5			
6			
7	Board Budget Committee Meeting 8:00am		
8		Board Regular Monthly Meeting 7:00pm	
9			
10	Board Regular Monthly Meeting 7:00pm		
11			
12	Virtual 4K Director & WCSD Administration 3:30pm		
13			
14			
15		4K Director WCSD Administration Meeting 3:30pm	
16			
17			
18			
19	Community School Funding Information Session 9:00am & 6:00pm	4K Notification via DocuSign	
20			
21			
22			
23			
24			
25			
26			
27			
28			
29			
30			
31			

Data Wrangler Savings and Incentives so far...

- Average Recurring Monthly Energy Bill Savings > \$5,000
- Wisconsin Public Power Inc. (WPPI) = \$10,000 cash incentive for installation and energy efficiency program with Data Wrangler
- Focus-on-Energy, Utility Bill Verified Savings Program = upcoming estimated incentive \$20,000 - \$40,000 for improving efficiency of buildings
- Instant Notifications of Building Power Outages and Generator response
- Accurate Solar Reporting and Solar Asset Performance Monitoring
- ROI of metering system installation = 3 months

27

Waunakee School District

Waunakee School District				
Month	Electric Bill Savings	WPPI Incentive	Fund 80 Recover	Data Wrangler Monthly Fee
Nov-24	\$4,672.93			\$2,500.00
Dec-24	\$6,157.31	\$10,000.00		\$2,500.00
Jan-25	\$3,551.62			\$2,500.00
Feb-25	\$3,121.65			\$2,500.00
Mar-25	\$5,846.39			\$2,500.00
Apr-25	\$4,147.64			\$2,500.00
May-25	\$3,643.34			\$2,500.00
Jun-25	\$4,496.02			\$2,500.00
Jul-25	\$6,845.48		\$3,282.33	\$3,900.00
Aug-25	\$9,141.48		TBD	\$3,900.00
Total	\$51,623.86	\$10,000.00	\$3,282.33	\$27,800.00
10 Month General Fund Savings Impact			\$64,906.19	\$27,800.00
Estimated Focus on Energy UBVS incentive			\$30,000.00	
10 Month General Fund Savings Impact less fees			\$67,106.19	



Waunakee School District

Cost Comparison Fixed Price vs Market Price							
Month	Fixed Price		Market Price		Total	If 100% Market Price	
	Therms	Price	Therms	Price		Dollars	Market Price vs Actual
Dec-24	23,060	\$0.3850	16,325	\$0.378	\$15,044	\$14,876	(\$168)
Jan-25	28,710	\$0.3850	20,102	\$0.542	\$21,943	\$26,442	\$4,499
Feb-25	22,090	\$0.3850	11,804	\$0.523	\$14,675	\$21,396	\$6,722
Mar-25	19,460	\$0.3850	7,209	\$0.454	\$10,763	\$12,749	\$1,986
Apr-25	14,010	\$0.3850	7,144	\$0.431	\$8,471	\$9,825	\$1,354
					\$70,895	\$85,288	\$14,392

29

Term	Future Pricing
Nov 25-Apr 26	\$0.447
Nov 25-Oct 26	\$0.430
Nov 25-Oct 27	\$0.451



Waunakee School District

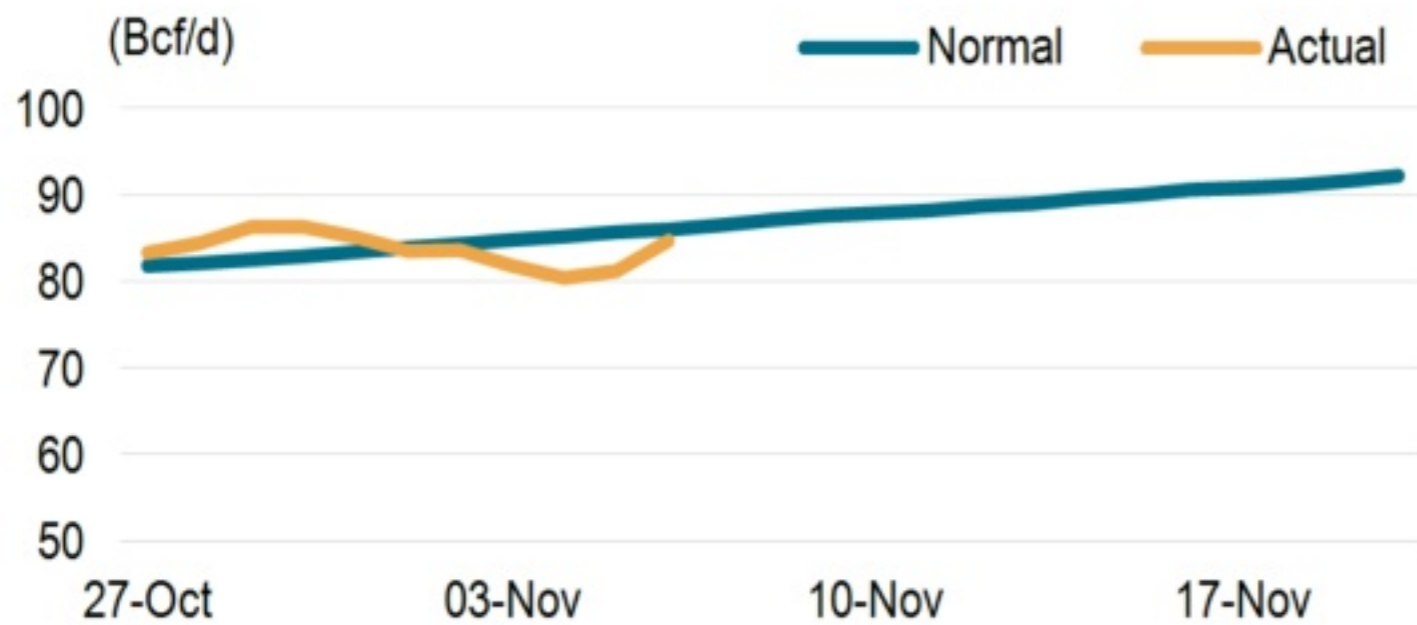
Monthly Actual Price and Usage History								
	2022		2023		2024		2025	
Month	Therms	Price	Therms	Price	Therms	Price	Therms	Price
Jan	43,377	\$0.588	50,238	\$0.735	39,385	\$0.382	48,812	\$0.4494
Feb	66,658	\$0.538	43,798	\$0.530	37,122	\$0.591	40,934	\$0.4479
Mar	51,616	\$0.690	41,092	\$0.336	33,894	\$0.433	28,098	\$0.4061
Apr	41,777	\$0.504	26,397	\$0.266	26,669	\$0.255	22,810	\$0.4026
May	31,007	\$0.620	18,670	\$0.248	21,154	\$0.206	16,904	\$0.3547
Jun	19,105	\$0.742	16,160	\$0.257	19,899	\$0.269	13,619	\$0.3837
July	15,981	\$0.961	17,913	\$0.292	17,445	\$0.291	12,781	\$0.3487
Aug	15,177	\$0.677	20,247	\$0.297	22,206	\$0.216	15,025	\$0.3466
Sep	17,185	\$0.896	16,903	\$0.280	15,915	\$0.215	14,367	\$0.3307
Oct	18,445	\$0.928	25,046	\$0.288	19,455	\$0.275		
Nov	25,056	\$0.619	33,973	\$0.338	24,740	\$0.332		
Dec	34,593	\$0.612	39,211	\$0.382	39,385	\$0.382		
Total	379,976	\$0.648	349,648	\$0.421	317,268	\$0.347	213,350	\$0.405

30

Cost Comparison Fixed Price vs Market Price							
	Fixed Price		Market Price			If 100% Market Price	
Month	Therms	Price	Therms	Price	Total	Dollars	Market Price vs Actual
Dec-24	23,060	\$0.3850	16,325	\$0.378	\$15,044	\$14,876	(\$168)
Jan-25	28,710	\$0.3850	20,102	\$0.542	\$21,943	\$26,442	\$4,499
Feb-25	22,090	\$0.3850	11,804	\$0.523	\$14,675	\$21,396	\$6,722
Mar-25	19,460	\$0.3850	7,209	\$0.454	\$10,763	\$12,749	\$1,986
Apr-25	14,010	\$0.3850	7,144	\$0.431	\$8,471	\$9,825	\$1,354
					\$70,895	\$85,288	\$14,392

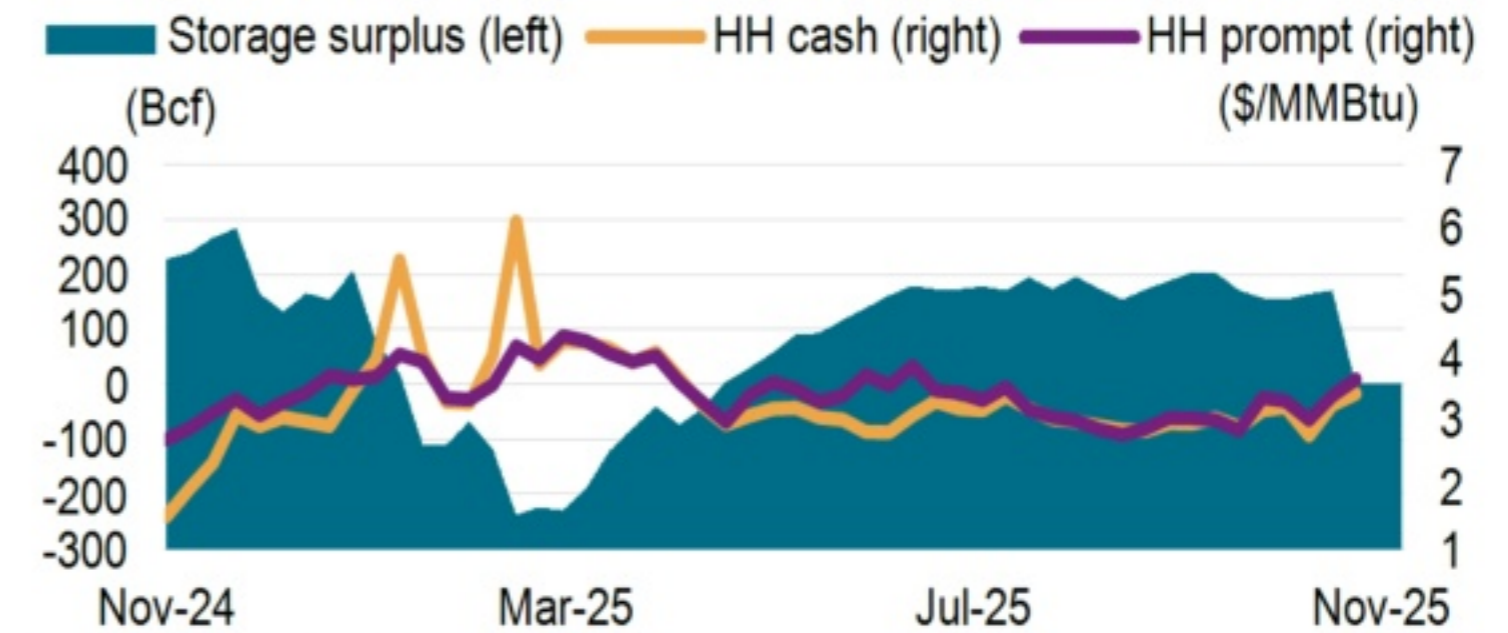
Term	Future Pricing
Dec 25-Apr 26	\$0.526
Dec 25-Oct 26	\$0.471
Dec 25-Oct 27	\$0.477

Us Demand



Source: S&P Global Commodity Insights.

Us Gas Storage Surplus Vs Rolling 5-Year Average



Source: S&P Global Commodity Insights.

US Gas Supply And Demand (Bcf/d)

	Recent								Forecast			HISTORY					
	31-Oct	01-Nov	02-Nov	03-Nov	04-Nov	05-Nov	06-Nov	Daily Change	07-Nov	Next 7		MTD Change			YTD Change		
										Day	8-14 Day	2025	2024	Change	2025	2024	Change
Dry Production	107.1	107.0	106.9	107.0	106.3	106.5	106.3	-0.2	106.4	106.5	106.6	106.7	102.2	4.5	106.0	101.9	4.1
Canadian Imports	5.6	5.7	5.8	5.7	5.4	5.7	6.0	0.3	6.1	6.1	6.1	5.7	6.0	-0.3	5.9	5.8	0.1
LNG Sendout	0.1	0.1	0.1	0.1	0.1	0.1	0.1	0.0	0.0	0.0	0.0	0.1	0.1	0.0	0.1	0.1	0.0
Total Supply	112.8	112.8	112.8	112.8	111.8	112.3	112.4	0.1	112.5	112.6	112.7	112.5	108.3	4.2	112.0	107.8	4.2
Power Burn	30.0	27.8	28.2	28.9	28.2	29.6	28.5	-1.1	28.6	30.1	30.2	28.5	33.3	-4.8	36.9	37.6	-0.7
Industrial	23.9	23.9	23.9	23.4	23.4	23.5	23.8	0.3	23.5	23.8	23.6	23.7	23.5	0.2	23.3	23.0	0.3
ResComm	23.6	24.3	24.0	22.2	21.7	20.8	24.8	4.0	20.5	26.5	24.1	23.0	18.0	5.0	20.1	18.1	2.0
Mexican Exports	5.8	5.7	5.8	5.9	5.6	5.5	5.6	0.1	5.7	5.7	5.7	5.7	5.7	0.0	6.4	6.5	-0.1
LNG Feedgas	17.9	17.5	16.7	17.5	17.8	17.4	17.4	0.0	17.5	17.5	17.5	17.4	12.3	5.1	15.5	12.8	2.7
Pipe Loss	7.6	7.5	7.5	7.3	7.1	7.3	7.6	0.3	7.6	7.7	7.7	7.4	7.5	-0.1	8.0	7.8	0.2
Total Demand	108.8	106.7	106.1	105.2	103.8	104.1	107.7	3.6	103.4	111.3	108.8	105.7	100.3	5.4	110.2	105.8	4.4
Balance	-0.3	-0.3	-0.3	-0.3	-0.3	-0.3	-0.3	0.0	-0.4	-0.5	0.0	-0.3	-0.3	0.0	-0.2	-0.3	0.1
Implied Storage Chg	3.7	5.7	6.2	7.1	7.6	7.9	4.4	-3.5	9.2	1.5	4.0	6.5	7.6	-1.1	1.7	1.7	0.0
Temps vs. Normal	-1.5	-2.1	-1.9	0.3	1.8	3.3	1.1	-2.2	3.4	-0.4	3.8	0.4	6.1	-5.7	0.9	2.4	-1.5

www.spglobal.com/commodityinsights





ASSOCIATION OF
SCHOOL BUSINESS OFFICIALS
INTERNATIONAL

Elective Pay: A Case³² Study in Partnership

October 22, 2025
1:30 pm - 2:30 pm

Introductions

33

- Steve Summers
 - Executive Director of Operations for the Waunakee Community School District
- Sara Ross
 - UndauntedK12
- Steve Barnes/Doug Kolker
 - Partner - Wipfli LLP
- Jay Thomsen
 - Vice President - Vogel Bros. Building Co.

Agenda

- Elective Pay and Energy Tax Credits
 - Background Information
 - Current Status
- Waunakee's Story
- Discussion w Wipfli LLP (accounting) & Vogel Bros. (construction)





Learning Objectives

35

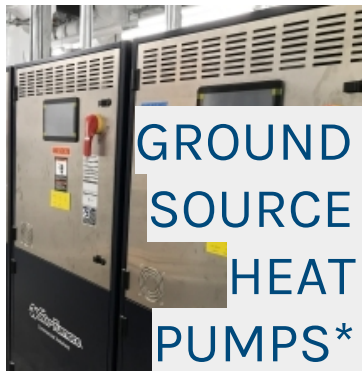
1. Discover how to monetize tax credits and incentives that were previously inaccessible, enabling school districts to invest in green energy projects.
2. Understand current status of energy tax credits post-OBBA
3. Learn how to effectively claim these incentives, including the necessary documentation and filing procedures
4. Gain strategies to maximize return on investment through careful planning and coordination with energy tax experts

UNDAUNTEDK12

A national nonprofit working to ensure that every student has the opportunity to attend a safe, healthy, and resilient school.

-  Healthy buildings, healthy students
-  Equity & justice
-  Jobs today & tomorrow
-  Leading by example

Today is a primer and a refresher



GROUND SOURCE HEAT PUMPS*

Clean heating and cooling



SOLAR ENERGY

Clean energy



THERMAL /ENERGY STORAGE

Store clean energy / thermal energy



ELECTRIC VEHICLES

Clean transportation



ELECTRIC VEHICLES CHARGING

Enable clean transport

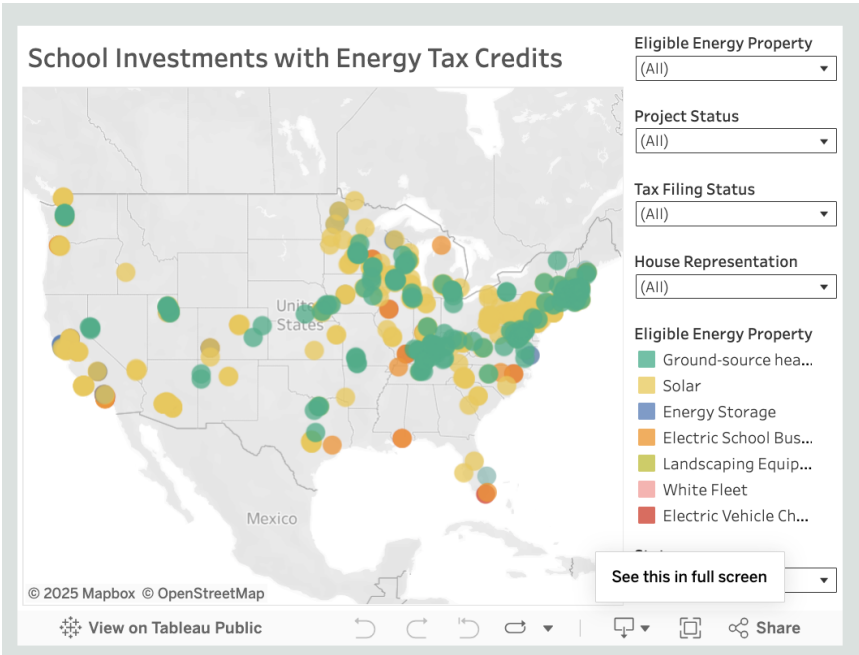
Elective Pay allows schools to receive **cash reimbursements** when they install eligible energy-efficient technologies

Where are we today?

Elective Pay is intact

Dollars are still flowing!

OBBBA made changes by tech ³⁸



VS.



What could your district do with a check?

UNDAUNTEDK12 Schools and Elective Pay Our Latest Where We Work In the News Solutions Center About [Donate Now](#)

Seattle Public Schools in Washington receives a \$7,970,439 check!

Washington • December 2024

SEATTLE, December 2024 — In December 2024, Seattle Public Schools in Washington celebrated the receipt of a \$7,970,439 energy tax credit after completing the installation of ground-source heat pumps at three elementary schools. By incorporating these systems



UNDAUNTEDK12 Schools and Elective Pay Our Latest Where We Work In the News Solutions Center About [Donate Now](#)

Salt Lake City School District in Utah receives a \$1,222,653 check!

Utah • December 2024

SALT LAKE CITY, December 2024 — In 2024, Salt Lake City School District installed solar energy systems at six schools: Nibley Park, Whittier, Washington, Newman, Emerson, and Bonneville. The projects were



UNDAUNTEDK12 Energy Tax Credits for Schools Hub Our Latest Where We Work In the News Solutions Center About [Donate Now](#)

Springfield Public Schools in Missouri receives a \$4,129,879 check!

Missouri • August 2025

SPRINGFIELD, MO., August 2025 — On August 25, Springfield Public Schools in Missouri celebrated the receipt of a \$4,129,879.26 reimbursement check for installing ground-source heat pumps at Carver Middle School, Sequota and Disney Elementary Schools.

The ground-source heat pumps provide affordable and reliable heating and cooling for the building, and qualify for energy tax credits through a funding mechanism called [Elective Pay](#).

The district partnered with engineering and performance contracting firm [Veregy](#) to pursue a [Guaranteed Energy Savings Performance Contract \(GESPC\)](#) to help fund the projects.




Learn more at 10:36.

UNDAUNTEDK12 Schools and Elective Pay Our Latest Where We Work In the News Solutions Center About [Donate Now](#)

Hart County School District in Kentucky receives a \$793,079 check!

Kentucky • December 2024

HARDYVILLE, Ky., December 2024 — Hart County Schools upgraded the boiler system at Memorial Elementary School in August 2023 with a ground-source heat pump, a modern solution that provides both heating and cooling. This system generated \$793,079 in energy tax credits through a funding mechanism called [Elective Pay](#), which provides schools with a cash reimbursement for qualifying energy upgrades. The district received its reimbursement from the IRS on December 19, 2024.



Current phase out timelines (post-OBBBA)



Electric Vehicle

Acquired by
9/30/25



EV Charging

Placed into
service by
6/30/26



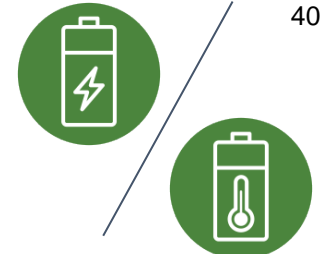
Solar Energy

Placed into
service by
12/31/27 *



Ground-Source Heat Pumps

Commence
construction
by 12/31/34



Thermal / Energy Storage

Commence
construction
by 12/31/35 *

New (complicated) rules for solar & storage

41

Material restrictions test

Where are your system components from?

- Developers focused on securing compliant components
- “Commence construction” by 12/31/25 to avoid

Entity-level test

Who owns or controls the entity?

- Municipal debt issuances create an issue for schools
- “Place in service” during same fiscal year as 7/4/25 to avoid

Payments test and recapture

Who controls the project?

- Need to avoid any contract payments related to the project with specified foreign entities
- All projects starting after 12/31/24 affected

Visit to learn more!

Bookmark to stay up to date!

Energy Tax Credits for Schools Hub

42

Through Elective Pay, school districts can access federal energy tax credits to defray the cost of highly-efficient, modern energy technologies. These upgrades can help districts reduce operating costs and create safer, more resilient facilities.

The Energy Tax Credits for Schools Hub provides up-to-date information and resources to help district leaders learn about these tax credits, understand recent changes, and make the most of this opportunity.



Updates to Energy Tax Credits for Schools

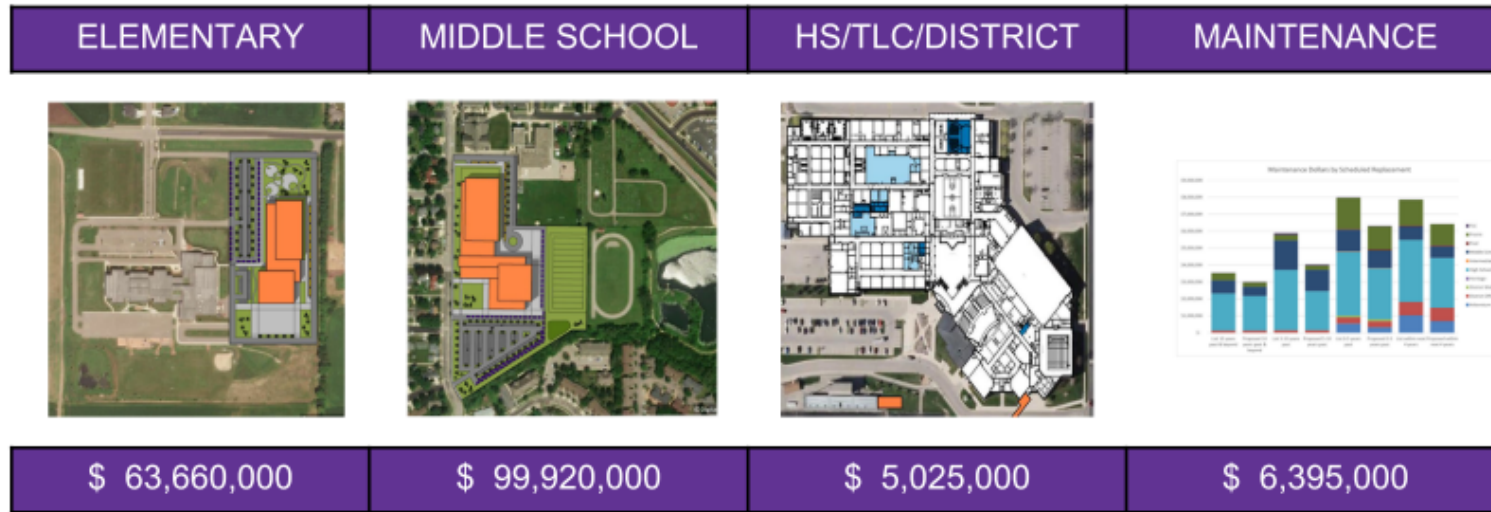
On July 4, the President signed the July 2025 federal budget reconciliation law, which makes significant changes to some—but not all—of the energy tax credits available to schools through Elective Pay. [Understand how the changes impact clean energy projects at schools.](#)

WAUNAKEE'S STORY

Project Scope - November 2022 Referendum

BUDGET BREAKDOWN - \$175 MILLION

43



Heritage Elementary School

- Heritage Elementary School
 - New K-4 School - Opened September 1, 2024
 - Clean Energy Features Include:
 - Solar System (387 kW)
 - Geothermal System
 - EV Charging Stations
 - Data Wrangler Software/DENT Meters

44

Ballasted Roof & Ground Mount	
151 kW Installation Price:	\$ 327,257 - \$2.16/W
Infrastructure material and labor:	\$ 9,867
267 kW Installation Price:	\$ 510,845 - \$1.91/W
367 kW Installation price:	\$ 702,045 - \$1.82/W

Please note: Pricing does not include ITC 30% Elective Tax Credit, Focus on Energy, or Solar for Good Incentives. These are included in the attached financial breakdowns.



IRS Clean Energy Reimbursement



ALEXANDRA DYE | WAUNAKEE COMMUN

Clean Energy

Welcome to IRS Clean Energy

The Inflation Reduction Act (IRA) and the Chips and Science Act (CHIPS Act) offer credits for

Attention

Your business currently has only one CE officer assigned. The IRS strongly recommends the management of your account. If you are not the CE officer for your entity, please contact us for more information.



Elective Pay and Transferability Registration

IRA and CHIPS Credits

Register your intent to make an elective payment or transfer election. You may receive a registration number to use when you file your tax return.

GET STARTED

Registration Information

3 Facilities/Properties

Registration #	Credit	Facility/Property #	Identifier	Election Type	Review Decision	Comments
PJ00124103UW	48 - Energy Credit	Facility/Property 20250205112709000761	6271 Woodland Drive, Waunakee, WI 53597	Elective Payment	Issued	View Comments
PJ00224103UW	48 - Energy Credit	Facility/Property 20250205113136000097	6271 Woodland Drive, Waunakee, WI 53597	Elective Payment	Issued	View Comments
PJ00324103UW	48 - Energy Credit	Facility/Property 20250205113323000296	6273 Woodland Drive, Waunakee, WI 53597	Elective Payment	Issued	View Comments

IRS Building Documentation

Facility/Property 20250205112709000761


Information

Location	6271 Woodland Drive Waunakee, WI 53597
County	Dane
GPS Coordinates	43.176870, -89.472640
Payment Election	Elective payment election
Type of Facility/Property	Geothermal
Date Construction Began	03/01/2023
Date Placed in Service	09/01/2024
Low-Income Community Bonus	No
Source of Funds Used	General (unrestricted) funds

Supporting Documents

Evidence of ownership	191_0809-182-8001-1 Details.pdf
Permits	Waunakee Building Permit_07.07.23 (1).pdf
Certifications	DNR Well Document (1).pdf

IRS Reimbursement Check



Waunakee Intermediate School

- Waunakee Intermediate School
 - Solar System Expansion

Intermediate School Ballasted Roof Mount
System size: 276 kW DC -240 kWAC
Installed price: \$498,982 - \$1.81/W



Waunakee Middle School

- Waunakee Middle School
 - New 7-8 School - Opening September 1, 2026
 - Clean Energy Features Include:
 - Solar System (425 kW)
 - Geothermal System
 - EV Charging Stations
 - Data Wrangler Software/DENT Meters

Medium Array	
System Size:	425 kW
Installation Cost:	\$ 716, 445
Price per kW:	\$1,690
Estimated Annual Production:	500,200 kWh
kWh Offset:	18%

50



Waunakee Middle School-Prevailing Wage

WCSD - New Middle School
Contract Revision Log for Contingencies
August 22, 2025

51

Date	PCO	OCO	Description	Status	Pending Cost	CM Contingency	Owner Contingency	Contract Amount	Notes
			Original GMP			\$ 3,370,000	\$ 570,000	\$ 88,220,000	
6/26/2024	-		Structural Steel VE (Beams to Joists)	Closed	-	-	\$ 75,000	-	
6/26/2024	-		Glazing & Metal Panel VE Items	Closed	-	-	\$ 158,380	-	
6/26/2024	-		Cellular Repeater Budget Transfer	Closed	-	-	\$ 378,968	-	
5/16/2024	-		Addendum 004	Closed	-	-	-	-	Inc in GMP
5/24/2024	-		Addendum 005	Closed	-	-	-	-	Inc in GMP
8/20/2024	PCO #01	#001	Additional Abatement @ Gym Ceiling	Closed	-	\$ (64,100)	-	\$ (64,100)	Transfer to District direct contract
8/20/2024	PCO #02	#001	Off-haul of CMU & Brick	Closed	-	\$ (23,615)	-	\$ (23,615)	Transfer to District direct contract
9/19/2024	PCO #03	#001	Additional Abatement Below South Slabs (Transite Conduit)	Closed	-	\$ (9,202)	-	\$ (9,202)	Transfer to District direct contract
-	-	-	CB #01 - Clear water waste system	Closed	-	-	-	-	See CB #03
-	-	-	CB #01 - Sprinkler coverage at dust collector	Closed	-	-	-	-	Covered in GMP
10/29/2024	PCO #05	#001	CB #01 - Sliding glass door silkscreen to match Heritage	Closed	-	\$ (19,857)	-	-	
-	-	-	CB #02 - Masonry changes at elevator shaft at TOW	Closed	-	-	-	-	Covered in GMP
-	-	-	CB #02 - Electrical light changes	Closed	-	-	-	-	Covered in GMP
-	-	-	CB #02 - Plumbing fixture changes	Closed	-	-	-	-	Covered in GMP
11/7/2024	PCO #06	#001	CB #03 - Clear water waste and condensate pump removal	Closed	-	\$ (5,550)	-	-	
9/4/2024	-	-	VE Glazing Manufacturer Change to Old Castle	Closed	-	-	\$ 79,620	-	
9/19/2024	PCO #04	#001	Demolition of Extra Basements	Closed	-	\$ (9,250)	-	\$ (9,250)	Transfer to District direct contract
10/4/2024	PCO #07	#001	CB #04 - Floor box revisions	Closed	-	-	\$ (93,757)	-	
10/14/2024	PCO #13	#002	IRA/PWA for Geothermal System	Closed	-	-	\$ (1,108,948)	-	

WIPFLI

52

Why accounting firms play a central role in the collaboration of the project?

1. Feasibility and Prequalification
2. Certification and Documentation
3. Contractual and Legal Coordination
4. Tax Filing

Feasibility and Prequalification

Firms conduct feasibility studies to estimate the minimum and maximum ITC potential based on project scope, location, and technology used (solar, geothermal, battery, etc.)

53

They assess eligibility for bonus credits such as:

- Prevailing Wage and Apprenticeship Requirements (5x multiplier for systems over a megawatt)
- Domestic content
- Energy community
- Low-income community (application process)

Find other opportunities such as:

- Section 179D Energy Deduction
- Section 30D Alternative Fuel Credit
- Local Incentives - Focus on Energy

Certification and Documentation

- A multidisciplinary team of engineers, architects, CPAs, and legal experts—collects technical and financial data to support the federal incentives.
- The firm prepares audit-ready documentation, including IRS forms, engineering analyses, and cost breakdowns
- Relieves the project team of administrative burdens, empowering them to focus on what they do best.



Contractual and Legal Coordination

55

- Accounting firms collaborate with **project consultants, contractors, and legal counsel** to ensure contracts meet federal ITC requirements (e.g., construction start dates, cost thresholds)
- They help draft procurement language and compliance clauses to secure eligibility

Tax Filing

56

For tax-exempt entities (e.g., schools), firms assist in the preregistration filing process required by the IRS through their portal system.

For tax-exempt entities (e.g., schools), firms will file the necessary tax forms (990T) to receive the direct payment from the IRS.

They guide clients through Section 179D and Section 64 selling credits



The Future of Energy Incentives

Clean Electricity Production Section 48E/45Y

57

- Wind and Solar project that begin construction by July 4, 2026, do not face a placed-in-service deadline
- Wind and solar project that begin construction after July 4, 2026 must be placed in service by December 31, 2027

Geothermal, Battery and Nuclear, still good until 2032!

Section 179D Energy-Efficient Commercial Building Deduction

- Terminates for property that begins construction after June 30, 2026

Section 30C Alternative Fuel (charging Stations)

- Terminates for property that is placed in service after June 30, 2026

Examples!

Investment tax credits

- A school district spent approximately \$4.1M on building upgrades with the addition of a geothermal system.
- Wipfli identified \$2.0M in available investment tax credits and the client received \$800K of those credits through the Inflation Reduction Act direct pay program.

\$4.1M

Building upgrades

\$2M

Qualified costs

\$800K

Investment tax credits

Energy cost reduction

58

- A general contractor firm built and improved 14 energy-efficient locations that resulted in a 42% reduction in average energy costs, saving the owners nearly \$150K annually.
- Wipfli advisors analyzed these savings against the federal program Section 179D requirements and helped the client receive a \$1M deduction.

14

Energy-efficient locations

\$150K

Annual energy cost savings

179D deduction

Legal

- McCauley Lyman LLC (closed end of 2024)
- Reviewed documents with architect and construction Tax Credits

EXHIBIT F

Prevailing Wage Requirements and Apprenticeship Requirements

Section 1. Definitions.

59

“Applicable Percentage” means fifteen percent (15%), subject to any applicable requirements for apprentice-to-journeyworker ratios of the Department of Labor or the applicable state apprenticeship agency.

“Apprenticeship Requirements” means, with respect to construction on the geothermal system, that (a) not less than the Applicable Percentage of the total labor hours of the construction, alteration, or repair (for purposes of this definition, such terms mean construction, prosecution, completion, or repair as defined under 29 CFR 5.2(j)) Work, including such Work performed by any contractor, with respect to the Project is, subject to 26 U.S.C. § 45(b)(8)(B), performed by Qualified Apprentices; and (b) the Construction Manager, and any Geothermal Subcontractor that employs four (4) or more individuals to perform construction, alteration, or repair Work with respect to the construction of the geothermal system must employ one (1) or more Qualified Apprentices to perform such work; *provided*, that the Construction Manager or the applicable Geothermal Subcontractor shall be deemed to have met the foregoing clauses (a) and (b) if: (x) the Construction Manager or the applicable Geothermal Subcontractor satisfy the obligations set forth in 26 U.S.C. § 45(b)(8)(D)(ii), including if the Construction Manager or such Geothermal Subcontractor has requested Qualified Apprentices from a Registered Apprenticeship Program, and either: (I) such request has been denied, provided that such denial is not the result of a refusal by the Construction Manager or the applicable Geothermal Subcontractor to comply with the established standards and requirements of the Registered Apprenticeship Program, or (II) the Registered Apprenticeship Program fails to respond to such request within five (5) Business Days after the date on which such Registered Apprenticeship Program received such request; or (y) in the case of a failure to satisfy the foregoing clauses (a) or (b) (other than a failure to satisfy the apprentice-to-journeyworker ratios required in the definition of “Applicable Percentage”), the Construction Manager pays (or cause the applicable Geothermal Subcontractor to pay) to the U.S. Secretary of the Treasury a penalty equal to \$50 multiplied by the total labor hours for which the requirements described in clause (a) and clause (b) were not satisfied with respect to the construction, alteration, or repair Work on the Project; *provided further*, that if the U.S. Secretary of the Treasury determines that such failure to meet the requirements of clause (a) or (b) was due to intentional disregard, “\$500” shall be substituted for “\$50”, above. Notwithstanding anything to the contrary in the foregoing, in the event of a conflict or inconsistency between the foregoing and any applicable Tax Credit Guidance, the Tax Credit Guidance shall control for purposes of this definition.

HERITAGE ELEMENTARY SCHOOL

SCHEDULE

MARCH 2023 - JULY 2024

STRATEGY FOR ENERGY CREDITS

SCHEDULE DRIVEN



60

HERITAGE ELEMENTARY SCHOOL

SIZE OF GEOTHERMAL

78 wells 500 linear feet deep

LOAD

Cooling load – 328 Tons

Heating load – 3.5 Million BTU

VALUE OF GEOTHERMAL

\$ 7,000,000



WAUNAKEE MIDDLE SCHOOL

SCHEDULE

JUNE 2024 - JUNE 2026

STRATEGY FOR ENERGY CREDITS

ANALYSIS BETWEEN 6% AND 30%



WAUNAKEE MIDDLE SCHOOL

SIZE OF GEOTHERMAL

147 wells 500 linear feet deep

LOAD

Cooling load – 442 Tons

Heating load – 6.3 Million BTU

VALUE OF GEOTHERMAL

\$ 14,000,000



Analysis of Prevailing Wage & Apprenticeship

64

Analysis of 6% vs. 30%

Timing of decision

Prevailing Wage requirements

Apprenticeship requirements

Domestic Content requirements
timing/submittals

6% Option:

$\$14,000,000 * 6\% = \$840,000$

Energy Credit

~30% Option:

$\$14,000,000 * 30\% - \$1,100,000 =$

$\$3,100,000$ Energy Credit

Partnership

- Involved Parties
 - Waunakee Community School District, Vogel Bros. Building Co., Wipfli, EUA, Westphal, Nami, Mccauley Lyman
- Multiple meetings to understand requirements & translate into project impacts
- Implementation into contract and construction documents

Construction Bulletin 06



WAUNAKEE COMMUNITY MIDDLE SCHOOL
WAUNAKEE, WISCONSIN
319203-01

65

OWNER:	WAUNAKEE COMMUNITY SCHOOL DISTRICT
From ARCHITECT:	EPPSTEIN UHEN ARCHITECTS, INC
To CONTRACTOR	VOGEL BROTHERS BUILDERS CO
DATE OF ISSUANCE	DECEMBER 05, 2024

Please submit an itemized proposal for changes in the CONTRACT SUM and/or the CONTRACT TIME for proposed modifications to the Contract Documents described herein. This proposal must itemize all associated direct (hard) costs, indirect (soft) costs, and consequential costs.

Proceeding with the Work in accordance with these instructions prior to the acceptance by the ARCHITECT and the OWNER of the itemized proposal for changes indicates that the CONTRACTOR acknowledges that there will be no change in the CONTRACT SUM and/or the CONTRACT TIME. The CONSTRUCTION BULLETIN is an administrative form and not intended to modify the contract for construction.

This is not a CHANGE ORDER or a DIRECTION TO PROCEED with the work described in the proposed modifications.

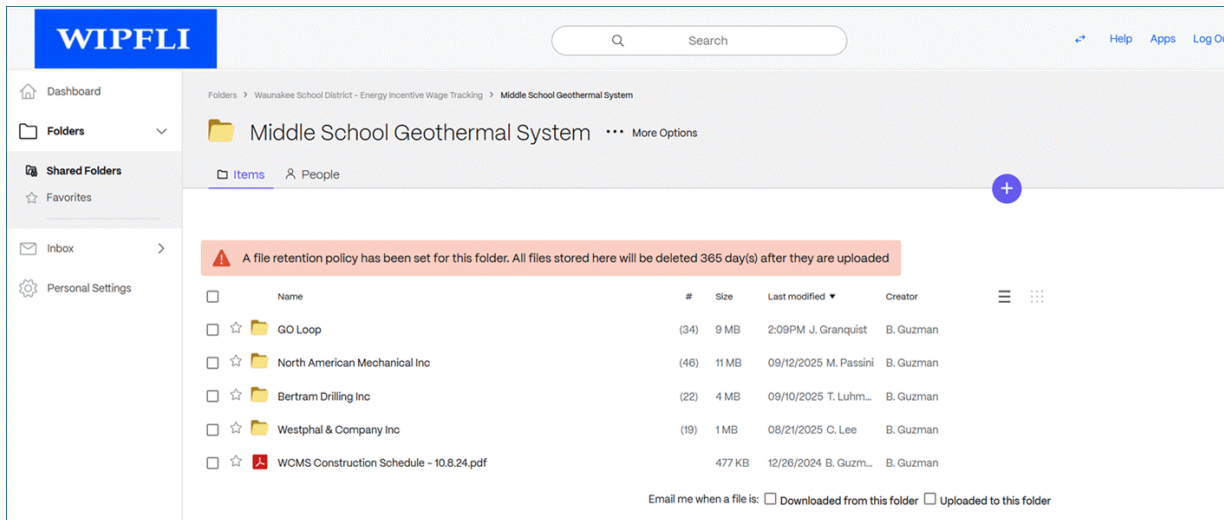
I. PROJECT MANUAL

SPECIFICATIONS

SECTION #	SECTION NAME
00 01 10	Table of Contents
Article 2.01	ADD: Sections 00 02 03, 00 02 03.13, and 00 52 13 as indicated by BOLD text
00 02 03	Exhibit F Prevailing Wage Rates and Apprentice Requirements
	ADD: First issuance of Section 00 02 03
00 02 03.13	General Decision Number
	ADD: First issuance of Section 00 02 03.13
00 52 13	Amendment to the Standard Form of Agreement Between Owner and General Manager as Constructor
	ADD: First issuance of Section 00 52 13

Contracts & Managing Risk

Contract Language Review - All Parties Involved
 Best Transfer Of Risk For All Parties
 Process For Verifying Throughout Construction



WIPFLI

Search

Dashboard

Folders > Waunakee School District - Energy Incentive Wage Tracking > Middle School Geothermal System

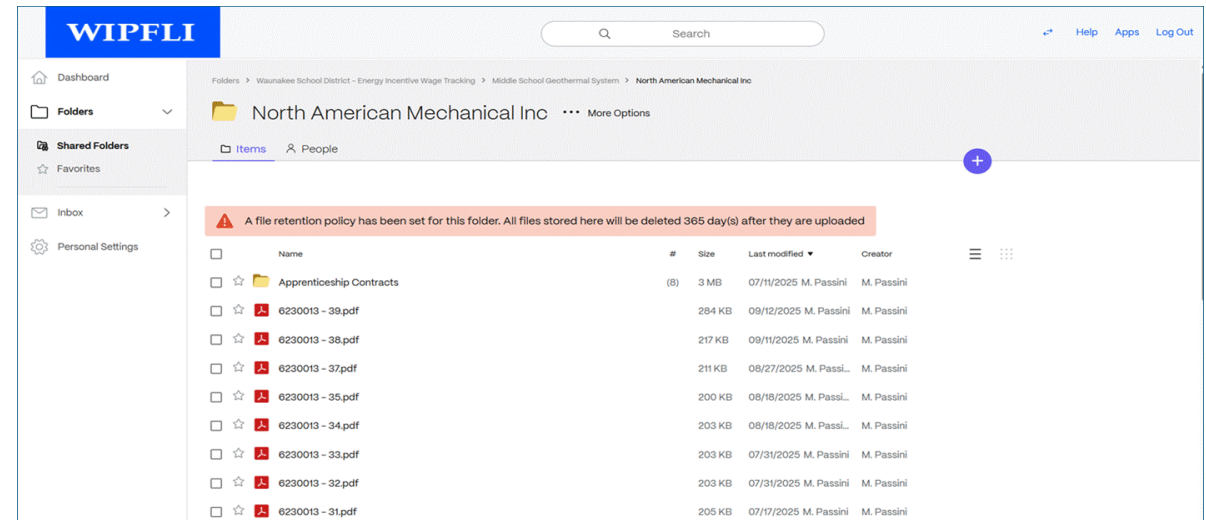
Middle School Geothermal System

Items People

A file retention policy has been set for this folder. All files stored here will be deleted 365 day(s) after they are uploaded

Name	#	Size	Last modified	Creator
GO Loop	(34)	9 MB	2:09PM J. Granquist	B. Guzman
North American Mechanical Inc	(46)	11 MB	09/12/2025 M. Passini	B. Guzman
Bertram Drilling Inc	(22)	4 MB	09/10/2025 T. Luhm...	B. Guzman
Westphal & Company Inc	(19)	1 MB	08/21/2025 C. Lee	B. Guzman
WCMS Construction Schedule - 10.8.24.pdf		477 KB	12/26/2024 B. Guzm...	B. Guzman

Email me when a file is: Downloaded from this folder Uploaded to this folder



WIPFLI

Search

Dashboard

Folders > Waunakee School District - Energy Incentive Wage Tracking > Middle School Geothermal System > North American Mechanical Inc

North American Mechanical Inc

Items People

A file retention policy has been set for this folder. All files stored here will be deleted 365 day(s) after they are uploaded

Name	#	Size	Last modified	Creator
Apprenticeship Contracts	(8)	3 MB	07/11/2025 M. Passini	M. Passini
6230013 - 39.pdf		284 KB	09/12/2025 M. Passini	M. Passini
6230013 - 38.pdf		217 KB	09/11/2025 M. Passini	M. Passini
6230013 - 37.pdf		211 KB	08/27/2025 M. Passi...	M. Passini
6230013 - 35.pdf		200 KB	08/18/2025 M. Passi...	M. Passini
6230013 - 34.pdf		203 KB	08/18/2025 M. Passi...	M. Passini
6230013 - 33.pdf		203 KB	07/31/2025 M. Passini	M. Passini
6230013 - 32.pdf		203 KB	07/31/2025 M. Passini	M. Passini
6230013 - 31.pdf		205 KB	07/17/2025 M. Passini	M. Passini

Putting It All Together

67

- Investment in partnerships & fostering long-term relationships
- Outcome is significantly better by compiling a team of qualified individuals
- How can your district make a plan to leverage these federal funds for healthier, more cost-effective school facilities?



**Get access to recorded AC&E sessions with Membership+
See ASBO Staff at registration to upgrade today!**