

PLEASE POST



SCHOOL DISTRICT OF SHOREWOOD  
Shorewood, Wisconsin  
October 28, 2025 AGENDA

SCHOOL BOARD MEETING  
6:00 PM  
**Shorewood High School Library Media Center (LMC)**  
**1701 East Capitol Drive**  
**Shorewood, WI 53211**

Parking is available in the Shorewood High School lot; please enter through the Administration Building doors and take the stairs up to the second floor. *An elevator is accessible near the east stairs.*

Participants may also access the Annual Meeting on Zoom:

Join Zoom:

<https://us02web.zoom.us/j/81599627722>

Meeting ID: 815 9962 7722

One tap mobile

+16468769923,,81599627722# US (New York)

+13017158592,,81599627722# US (Washington DC)

Dial by your location

+1 646 876 9923 US (New York)

+1 301 715 8592 US (Washington DC)

+1 312 626 6799 US (Chicago)

+1 408 638 0968 US (San Jose)

+1 669 900 6833 US (San Jose)

+1 253 215 8782 US (Tacoma)

+1 346 248 7799 US (Houston)

Meeting ID: 815 9962 7722

Find your local number: <https://us02web.zoom.us/u/kdeePLnyIh>

Parameters for Public Comment

The Board welcomes public comments. Public comments are limited to three minutes per person. Per Wisconsin's open meeting law and guidance issued by Wisconsin's Attorney General, we cannot engage in substantive discussions or act on items not on the agenda; however, we will follow up with speakers after the

meeting or add items to a future Board agenda for purposes of addressing the matter. Further, we do not permit discussion of pupils, current or former staff, or job candidates. The Board is also reachable by email at schoolboard@shorewood.k12.wi.us.

*This meeting notice was posted on October 24, 2025.*

**I. 6 pm CALL TO ORDER**

A. Adopt the Agenda (GC2)

B. Overarching Result for Shorewood School District (R1)

*Our students are leaders who challenge themselves to grow and achieve academically, pursue their passions, navigate change, learn continuously and contribute to the common good.*

C. Awards and Recognitions

**II. 6:05 pm STUDENT ACHIEVEMENT AND RESULTS (R1)**

**Lake Bluff Elementary School**

**III. 6:15 pm PUBLIC COMMENT #1 (GC3)**

*Initiate and maintain effective communication with the citizens and other important stakeholder groups as a means to engage them in the work of the Board and the District.*

**IV. 6:30 pm SUPERINTENDENT'S REPORT**

3

A. Recreation and Community Services Department Update

**V. 6:40 pm SUPERINTENDENT'S CONSENT AGENDA**

A. Approval of Monthly Financials

6

**VI. 6:45 pm BOARD BUSINESS AND POSSIBLE BOARD ACTION**

A. Adopt the 2025-2026 Original Budget

14

B. Set the 2025-2026 Property Tax Levy

19

C. Financial Sustainability Task Force Update

**VII. 7:30 pm BOARD CONSENT AGENDA (GC2)**

A. Approval of Board Meeting Minutes

21

October 14, 2025 Regular Meeting Minutes

**VIII. 7:35 pm PUBLIC COMMENT #2 (GC3)**

*Initiate and maintain effective communication with the citizens and other important stakeholder groups as a means to engage them in the work of the Board and the District.*

**IX. 7:45 pm BOARD MEMBER REPORTS**

**X. 7:55 pm REVIEW OF 'TO DO' AND FUTURE AGENDA ITEMS**

**XI. 8:00 pm RECESS AND DEBRIEF**



**EXECUTIVE SUMMARY  
FOR THE SHOREWOOD SCHOOL BOARD**

**Topic:** Superintendent's Report

**Date:** October 28, 2025

**Prepared by:** Laurie Burgos, Superintendent

**Recommended action:**

- Information only
- Presentation/discussion
- Discussion/action by School Board
- Presentation/action next meeting

**Purpose:**

To summarize school and District topics, discuss strategic priorities, and provide follow up on items from prior Board meetings.

**Policy and Funding Updates**

Layoffs of more than 450 employees in the US Department of Education's Office of Special Education and Rehabilitative Services, Office of Special Education Programs, Offices of Primary and Secondary Education, and TRIO program (pre-college access initiatives) have been a concern for districts and education organizations across the state and nation in recent weeks. The Wisconsin Department of Public Instruction (DPI) reported that there has been no impact, to date, on federal funding to the Wisconsin Department of Public Instruction for the Individuals with Disabilities Act (IDEA) or TRIO programs, however these offices will not be able to fulfill their statutory obligations with the small number of staff that remain.

As districts continue to advocate at the local and state levels, the School Superintendent's Association (AASA) has encouraged superintendents to increase contact with our national representatives. We will do so, and I urge District staff and families, and Shorewood residents to join us in advocating for the funding we need to meet the needs of our students. With that in mind, I want to share information about recent cuts to special education programs, which can be viewed [here](#), and on the [WPEN website](#).

Finally, I want to report that the District will receive a reimbursement of approximately \$37,500 from the state, representing half of our expenses associated with ACT 20 curriculum materials. Funding for this mandated early literacy initiative has been at issue since the legislation was implemented in 2023, and we were fortunate that funds from the SEED Foundation supplemented the District's investment for the K-8 ELA curriculum. While the reimbursement falls well short of curriculum and other expenses incurred, Shorewood and other districts welcome this critically-needed funding.

### **Long-Term Planning and Budget Development**

As we have discussed over many months, Shorewood is not alone in facing financial challenges stemming from inadequate state funding for public education and demographic trends that impact enrollment. Uncertainty about federal education policy and funding is a reality, as well, and the need for a community-based Task Force to address long-term planning was identified as a strategic planning priority.

With Board direction about the financial and other parameters that will guide the work of the Task Force now in place, we will share a Task Force and Community Input Session Interest Form in upcoming school newsletters and other communications. I encourage Board and community members to share this information with friends and neighbors, as well, so that we have needed representation from across the Village. A community engagement session to provide a summary about the Task Force process, answer questions, and gather feedback is scheduled for December 2 at 6 pm in the Shorewood High School Library Media Center; an initial meeting of Task Force members will also be scheduled before Winter Break.

I also want to alert community members to the 2026-2027 budget development process. Staff work on budget development will begin in December, and we will share a timeline that highlights opportunities for community input and needed Board action at the December 9 meeting.

### **District and School News**

An Instructional Calendar Committee, composed of staff, parents, and community members, met on October 21 to begin developing next year's academic calendar. Two additional meetings will be held, as needed, to finalize a recommendation for Board approval at the December meeting.

November is just a few days away, and school calendars are full of activities. In addition to performing arts, athletics, and school and grade-level events, I want to take this opportunity to share a few brief updates about academic support, authentic learning, and other initiatives that reflect on our mission and work to prepare our students for the future:

- PSAT testing will be held at Shorewood High School on October 29; in addition to offering practice for the SAT, the PSAT is also used to determine eligibility for the National Merit Scholarship Program;

- The Seal of Biliteracy Test will be administered to students seeking recognition of language proficiency on November 6; this is the second year this opportunity has been available to students in our District, and I will report on participation and awards later in the school year; and
- The SHS AFS Showcase, which raises funds to support this student exchange program, will be presented on November 14-15. We welcomed four AFS students to the District this year, and Shorewood has the honor of being recognized as the nation's oldest active AFS chapter; and
- Finally, orientation for the SHS Class of 2030 is scheduled for November 20; the first graduation meeting for SHS seniors is coming up on October 30.



**EXECUTIVE SUMMARY  
FOR THE SHOREWOOD SCHOOL BOARD**

**Topic:** Monthly Financial Reports

**Date:** October 28, 2025

**Prepared by:** Heather Heaviland

**Recommended action:**

- Information only
- Presentation/discussion
- Discussion/action by board of education
- Presentation/action next meeting

**Purpose:** Financial reports are provided to the Board monthly to assist with monitoring of financial condition and compliance with the adopted budget.

**September 2025 Statements**

September 2025 financial statements reflect activities and financial changes for the first three months of the 2025-2026 fiscal year (FY26).

- Revenue and Expenses
  - Revenues and expenses in the District's general operating funds (10/27) are in line with historical trends and expectations.
- Balance Sheet
  - Changes to the balance sheet are in line with expectations.

**Attachments:**

- Cash Receipts 2025-09
- Budget Status 2025-09
- Check Register 2025-09
- Balance Sheet 2025-09

## Additional Information

**Understanding Account Numbers:** Account numbers are shown on several of the monthly reports. A complete description of account codes and how they are used can be obtained from the Business Office or Department of Public Instruction / School Financial Services website. The following is provided to assist with reading the provided monthly reports.

Fund - the 1st two digits are a designation of an accounting entity. The accounting entity is assigned by the DPI to ensure compliance with various statutory requirements related to the type of financial transactions reported. The common funds are:

- 10 General Fund is for recording any transaction not required to be recorded in another fund. This fund accounts for about 75% of total financial transactions.
- 21 Special Revenue Trust Fund is used to record transactions financed with non-governmental donations or other receipts designated for a specific educational purpose. Examples include support from PTO's, booster clubs, SEED and so forth.
- 27 The Special Education Fund is considered a sub-fund to the General Fund and is used to segregate financial transactions related to extraordinary costs for meeting the needs of students identified as requiring an Individualized Education Plan.
- 38 & 39 These funds are used to record property taxes levied for the purpose of repayment of long-term debt and the corresponding transactions for the principal and interest payments.
- 41 & 49 Capital Projects funds track revenue specifically raised to pay the costs of a capital project and the expenses thereof. Revenues are typically a segregated property tax levy or borrowed amounts.
- 50 The fund is used to segregate financial transactions related to operating the school food service program. A deficit, if any, in this fund is covered with a transfer from the General Fund.
- 80 Financial transactions related to operating the Fitness Center , Recreation Programs or other community oriented activities are recorded in the Community Services Fund.

Type - accounts codes have the following account types:

- A Asset
- L Liability
- Q Equity
- E Expense
- R Revenue





**Shorewood School District**  
*Excellence Means More Here*

# Monthly Financial Report

Fiscal Year 2026 Revenue and Expenditure Activity Through September

## FISCAL YEAR 2026 REVENUE AND EXPENDITURE SUMMARY THROUGH SEPTEMBER

### 1. CURRENT YEAR-TO-DATE ACTUALS COMPARED TO THE PREVIOUS YEAR

COMPARED TO THE SAME PERIOD, TOTAL REVENUES ARE

**\$269,625**

HIGHER THAN THE PREVIOUS YEAR

COMPARED TO THE SAME PERIOD, TOTAL EXPENDITURES ARE

**\$117,193**

LOWER THAN THE PREVIOUS YEAR

COMPARED TO THE SAME PERIOD, THE FUND BALANCE IS

**\$4,144,171**

HIGHER THAN THE PREVIOUS YEAR

### 2. CURRENT YEAR-TO-DATE ACTUALS COMPARED TO THE BUDGET

CURRENT YEAR-TO-DATE REVENUE COLLECTIONS ARE TRENDING

**\$529,738**

HIGHER THAN THE BUDGET

CURRENT YEAR-TO-DATE EXPENDITURES ARE TRENDING

**\$137,474**

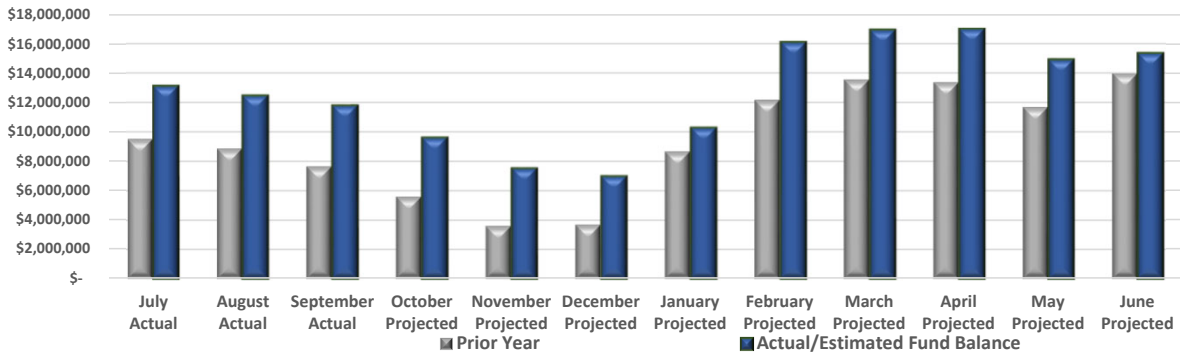
LOWER THAN THE BUDGET

POTENTIAL NET IMPACT WOULD RESULT IN A

**\$667,213**

HIGHER FUND BALANCE THAN ORIGINAL ESTIMATES

### 3. FUND BALANCE COMPARISON



JUNE 30 2025 ENDING FUND BALANCE


**\$13,978,530**

ESTIMATED 2026 YEAR END FUND BALANCE

**\$15,355,317**

# FISCAL YEAR 2026 MONTHLY REVENUE SUMMARY - SEPTEMBER

## 1. SEPTEMBER MONTH END REVENUE OVERVIEW (MTD)



	Current Year MTD Amount	Prior Year MTD Amount	Actual Compared to Last Year
Revenue From Local Sources	128,162	112,179	▶ 15,983
Revenue From State Sources	1,164,636	942,472	▶ 222,164
All Other Revenue	17,687	8,786	▶ 8,901
<b>Total Revenue</b>	<b>1,310,485</b>	<b>1,063,438</b>	<b>▶ 247,047</b>

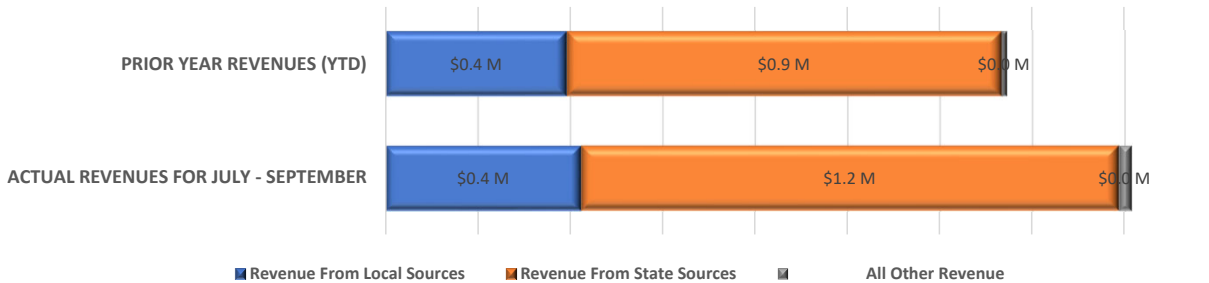
ACTUAL REVENUE FOR THE  
MONTH WAS UP

**\$247,047**

COMPARED TO LAST YEAR.

Overall total revenue for September is up 23.2% (\$247,047). The largest change in this September's revenue collected compared to September of FY2025 is higher state aid - general (\$226,511) and higher other revenue from local sources (\$8,921).

## 2. YEAR TO DATE REVENUE OVERVIEW (YTD)



	Current Year YTD For July - September	Prior Year YTD For July - September	Actual Compared to Last Year
Revenue From Local Sources	422,998	391,824	▶ 31,174
Revenue From State Sources	1,164,636	942,472	▶ 222,164
All Other Revenue	27,125	10,838	▶ 16,287
<b>Total Revenue</b>	<b>1,614,759</b>	<b>1,345,134</b>	<b>▶ 269,625</b>

COMPARED TO THE SAME  
PERIOD, TOTAL REVENUES ARE

**\$269,625**

HIGHER THAN THE PREVIOUS  
YEAR

Fiscal year-to-date General Fund revenue collected totaled \$1,614,759 through September, which is \$269,625 or 20% higher than the amount collected last year. The largest difference in revenue when comparing current year-to-date revenue collected through September to the same period last year is state aid - general revenue coming in \$226,511 higher compared to the previous year, followed by earnings on investments coming in \$20,932 higher.

## FISCAL YEAR 2026 MONTHLY EXPENDITURE SUMMARY - SEPTEMBER

### 3. SEPTEMBER MONTH END EXPENDITURE OVERVIEW (MTD)



	Current Year MTD Amount	Prior Year MTD Amount	Actual Compared to Last Year
Salaries and Benefits	1,658,665	1,703,941	▶ (45,276)
Services, Supplies & Materials	248,146	438,396	▶ (190,249)
All Other Expenses	87,874	121,821	▶ (33,947)
<b>Total Expenditures</b>	<b>1,994,685</b>	<b>2,264,158</b>	<b>▶ (269,473)</b>

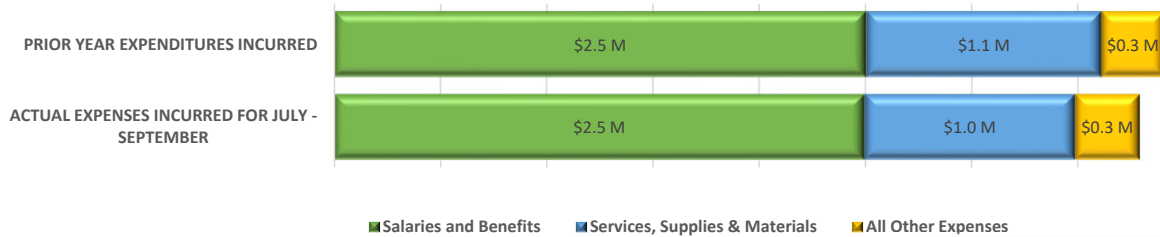
**ACTUAL EXPENSES FOR  
THE MONTH WAS DOWN**

**\$269,473**

**COMPARED TO LAST YEAR.**

Overall total expenses for September are down -11.9% (-\$269,473). The largest change in this September's expenses compared to September of FY2025 is lower non-capital equipment (-\$70,817), lower equipment/vehicle - initial purchase (-\$62,791) and lower property services (-\$44,792).

### 4. YEAR TO DATE EXPENSE OVERVIEW (YTD)



	Actual Expenses For July - September	Prior Year Expenditures Incurred	Actual Compared to Last Year
Salaries and Benefits	2,497,547	2,504,993	▶ (7,446)
Services, Supplies & Materials	990,095	1,107,274	▶ (117,180)
All Other Expenses	304,111	296,678	▶ 7,433
<b>Total Expenditures</b>	<b>3,791,753</b>	<b>3,908,946</b>	<b>▶ (117,193)</b>

**COMPARED TO THE SAME  
PERIOD, TOTAL EXPENDITURES  
ARE**

**\$117,193**

**LOWER THAN THE PREVIOUS  
YEAR**

Fiscal year-to-date General Fund expenses totaled \$3,791,753 through September, which is -\$117,193 or -3.1% lower than the amount expended last year. The largest difference in expenditures when comparing current year-to-date expenditures through September to the same period last year is that property services costs are -\$69,630 lower compared to the previous year, followed by equipment/vehicle - initial purchase coming in -\$62,791 lower and textbooks & workbooks coming in -\$46,971 lower.

# PROJECTED FISCAL YEAR 2026 REVENUE AND EXPENDITURE SUMMARY

## 5. PROJECTED YEAR END REVENUE RESULTS COMPARED TO THE BUDGET

**CURRENT YEAR-TO-DATE REVENUE  
COLLECTIONS ARE TRENDING**

**\$529,738**

**HIGHER THAN THE BUDGET**

	Budgeted Annual Revenues	Actual/Estimated Calculated Annual Amount	Variance Favorable/ (Unfavorable)
Revenue From Local Sources	20,708,506	20,876,255	167,750
Revenue From State Sources	7,929,132	8,265,837	336,705
All Other Revenue	2,295,937	2,321,221	25,284
<b>Total Revenue</b>	<b>30,933,575</b>	<b>31,463,313</b>	<b>529,738</b>

The top two categories (state aid - general and earnings on investments), represents 82.6% of the variance between current revenue estimates and the budget.

**Top Budget vs. Actual/Estimated Amounts**

Variance Based on Actual/Estimated Annual Amount	Expected Over/(Under) Budget
STATE AID - GENERAL	337,636
EARNINGS ON INVESTMENTS	99,830
OTHER REVENUE FROM LOCAL SOURCES	57,749
REFUND OF DISBURSEMENT	17,429
All Other Revenue Categories	17,095
<b>Total Revenue</b>	<b>529,738</b>

## 6. PROJECTED YEAR END EXPENDITURE RESULTS COMPARED TO THE BUDGET

**CURRENT YEAR-TO-DATE EXPENDITURES ARE TRENDING**

**\$137,474**

**LOWER THAN THE BUDGET**

	Budgeted Annual Expenses	Actual/Estimated Calculated Annual Amount	Budget compared to Actual/Estimated
Salaries and Benefits	20,854,335	20,783,502	(70,833)
Services, Supplies & Materials	4,827,931	4,830,776	2,844
All Other Expenses	4,541,734	4,472,248	(69,486)
<b>Total Expenditures</b>	<b>30,224,001</b>	<b>30,086,526</b>	<b>(137,474)</b>

The top two categories (personal services and non-capital equipment), represents 102.2% of the variance between current expense estimates and the budget.

**Top Budget vs. Actual/Estimated Amounts**

Variance Based on Actual/Estimated Annual Amount	Expected Over/(Under) Budget
PERSONAL SERVICES	70,425
NON-CAPITAL EQUIPMENT	70,034
TEXTBOOKS & WORKBOOKS	(61,327)
SALARIES	(43,773)
All Other Expense Categories	(172,834)
<b>Total Expenses</b>	<b>(137,474)</b>

## ORIGINAL BUDGET 2025-26 \*

GENERAL FUND (Fund 10)	Audited 2023-24	Unaudited 2024-25	Budget 2025-26
Beginning Fund Balance (Account 930 000)	4,903,837	10,221,177	13,998,948
Ending Fund Balance, Unassigned (Acct. 939 000)	10,221,177	13,998,948	15,057,351
<b>Total Ending Fund Balance (ACCT. 930 000)</b>	<b>10,221,177</b>	<b>13,998,948</b>	<b>15,057,351</b>
<b>Revenues and Other Financing Sources</b>			
<b>Local Sources</b>			
210 Taxes	20,338,974	18,388,111	19,552,133
260 Non-Capital Sales	21,141	23,357	12,550
270 School Activity Income	138,734	157,154	80,517
280 Interest on Investments	486,152	548,384	315,000
290 Other Revenue, Local Sources	655,485	771,809	487,908
<b>Subtotal Local Sources</b>	<b>21,640,485</b>	<b>19,888,814</b>	<b>20,448,108</b>
<b>Other School Districts Within Wisconsin</b>			
340 Payments for Services	2,006,764	2,181,321	2,292,072
<b>Subtotal Other School Districts within Wisconsin</b>	<b>2,018,222</b>	<b>2,193,553</b>	<b>2,292,072</b>
<b>State Sources</b>			
610 State Aid -- Categorical	295,840	249,073	144,486
620 State Aid -- General	5,489,615	7,920,719	6,688,660
630 DPI Special Project Grants	72,915	65,587	66,044
690 Other Revenue	1,285,919	1,362,698	1,349,172
<b>Subtotal State Sources</b>	<b>7,144,288</b>	<b>9,598,077</b>	<b>8,248,362</b>
<b>Federal Sources</b>			
730 DPI Special Project Grants	845,901	134,875	81,255
750 IASA Grants	185,344	125,896	75,610
780 Other Federal Revenue Through State	89,478	116,380	0
<b>Subtotal Federal Sources</b>	<b>1,120,724</b>	<b>377,152</b>	<b>164,165</b>
<b>Other Revenues</b>			
960 Adjustments	231,100	348,325	0
970 Refund of Disbursement	124,440	27,679	0
990 Miscellaneous	53,285	10,458	0
<b>Subtotal Other Revenues</b>	<b>408,825</b>	<b>386,462</b>	<b>0</b>
<b>TOTAL REVENUES &amp; OTHER FINANCING SOURCES</b>	<b>32,422,789</b>	<b>32,457,755</b>	<b>31,152,706</b>
<b>Expenditures and Other Financing Uses</b>			
<b>Instruction</b>			
110 000 Undifferentiated Curriculum	4,985,301	5,316,370	5,545,771
120 000 Regular Curriculum	7,499,201	7,282,061	7,711,298
130 000 Vocational Curriculum	187,563	206,941	220,851
140 000 Physical Curriculum	527,743	545,003	543,367
160 000 Co-Curricular Activities	384,039	404,445	466,992
170 000 Other Special Needs	172,883	173,061	139,553
<b>Subtotal Instruction</b>	<b>13,756,729</b>	<b>13,927,881</b>	<b>14,627,832</b>
<b>Support Sources</b>			
210 000 Pupil Services	1,390,395	1,499,509	1,494,357
220 000 Instructional Staff Services	1,247,652	1,288,805	1,385,327
230 000 General Administration	752,163	778,904	852,502
240 000 School Building Administration	1,483,223	1,613,101	1,931,775
250 000 Business Administration	4,203,918	4,478,820	4,598,154
260 000 Central Services	360,617	356,473	423,334
270 000 Insurance & Judgments	331,540	403,359	485,920
280 000 Debt Services	90,516	18,157	36,314
290 000 Other Support Services	140,811	132,885	146,201
<b>Subtotal Support Sources</b>	<b>10,000,834</b>	<b>10,570,014</b>	<b>11,353,884</b>
<b>Non-Program Transactions</b>			
410 000 Inter-fund Transfers	2,335,288	3,166,195	3,072,405
430 000 Instructional Service Payments	1,003,538	1,012,776	1,040,183
490 000 Other Non-Program Transactions	9,060	3,119	0
<b>Subtotal Non-Program Transactions</b>	<b>3,347,885</b>	<b>4,182,090</b>	<b>4,112,588</b>
<b>Total Expenditures and Other Financing Uses</b>	<b>27,105,449</b>	<b>28,679,984</b>	<b>30,094,303</b>

SPECIAL PROJECT FUNDS (Funds 21, 23, 29)	Audited 2023-24	Unaudited 2024-25	Budget 2025-26
900 000 Beginning Fund Balance	675,059	611,939	787,036
900 000 Ending Fund Balance	611,939	787,036	937,036
<b>Revenues and Other Financing Sources</b>	<b>454,176</b>	<b>615,994</b>	<b>200,000</b>
100 000 Instruction	348,447	357,955	0
200 000 Support Services	99,279	31,654	50,000
400 000 Non-Program Transactions	69,569	51,288	0
<b>Total Expenditures and Other Financing Uses</b>	<b>517,296</b>	<b>440,897</b>	<b>50,000</b>

<b>SPECIAL EDUCATION FUND (FUND 27)</b>	<b>Audited 2023-24</b>	<b>Unaudited 2024-25</b>	<b>Budget 2025-26</b>
<b>Revenues and Other Financing Sources</b>			
100 Transfers-in	2,055,288	2,321,022	2,297,405
<i>State Sources</i>			
610 State Aid -- Categorical	1,108,786	969,619	1,403,390
690 Other Revenue	13,480	13,267	0
<b>Subtotal State Sources</b>	<b>1,125,014</b>	<b>996,176</b>	<b>1,403,390</b>
<i>Federal Sources</i>			
710 Federal Aid - Categorical	0	0	0
730 DPI Special Project Grants	379,912	438,400	422,617
780 Other Federal Revenue Through State	32,943	75,442	0
<b>Subtotal Federal Sources</b>	<b>412,855</b>	<b>513,842</b>	<b>422,617</b>
<i>Other Revenues</i>			
960 Adjustments	0	0	0
<b>Subtotal Other Revenues</b>	<b>408</b>	<b>2,775</b>	<b>0</b>
<b>Total Revenues and Other Financing Sources</b>	<b>3,601,895</b>	<b>3,848,081</b>	<b>4,123,412</b>
<b>Expenditures and Other Financing Uses</b>			
140 000 Physical Curriculum	0	6,866	0
150 000 Special Education Curriculum	2,543,611	2,779,678	3,150,351
<b>Subtotal Instruction</b>	<b>2,543,611</b>	<b>2,786,544</b>	<b>3,150,351</b>
<i>Support Sources</i>			
210 000 Pupil Services	461,553	472,321	479,184
220 000 Instructional Staff Services	323,926	404,790	349,877
230 000 General Administration	20,619	16,956	20,000
250 000 Business Administration	53,249	22,062	29,000
290 000 Other Support Services	0	0	0
<b>Subtotal Support Sources</b>	<b>859,720</b>	<b>918,065</b>	<b>878,061</b>
430 000 Instructional Service Payments	198,564	143,472	95,000
<b>Subtotal Non-Program Transactions</b>	<b>198,564</b>	<b>143,472</b>	<b>95,000</b>
<b>Total Expenditures and Other Financing Uses</b>	<b>3,601,895</b>	<b>3,848,081</b>	<b>4,123,412</b>
<b>DEBT SERVICE FUND (FUNDS 38, 39)</b>			
	<b>Audited 2023-24</b>	<b>Unaudited 2024-25</b>	<b>Budget 2025-26</b>
900 000 Beginning Fund Balance	2,380,966	3,263,357	3,843,913
900 000 Ending Fund Balances	3,263,357	3,843,913	3,343,913
<b>Total Revenues and Other Financing Sources</b>	<b>4,987,125</b>	<b>4,982,967</b>	<b>3,868,510</b>
281 000 Long-Term Capital Debt	3,759,900	4,059,775	4,027,050
282 000 Refinancing	0	0	0
283 000 Operational Debt	0	0	0
285 000 Post Employment Benefit Debt	344,836	342,635	341,460
289 000 Other Long-Term General Obligation Debt	0	0	0
400 000 Non-Program Transactions	0	0	0
<b>Total Expenditures and Other Financing Uses</b>	<b>4,104,735</b>	<b>4,402,410</b>	<b>4,368,510</b>
842 000 Indebtedness, End of Year	57,575,000	55,215,000	52,780,000
<b>CAPITAL PROJECTS FUND (FUNDS 41, 46, 48, 49)</b>			
	<b>Audited 2023-24</b>	<b>Unaudited 2024-25</b>	<b>Budget 2025-26</b>
900 000 Beginning Fund Balance	1,835,502	1,986,440	3,351,831
900 000 Ending Fund Balance	1,986,440	3,351,831	3,915,451
<b>Total Revenues and Other Financing Sources</b>	<b>1,140,721</b>	<b>1,862,791</b>	<b>2,150,000</b>
100 000 Instructional Services	0	0	0
200 000 Support Services	414,783	496,082	1,586,380
300 000 Community Services	0	0	0
400 000 Non-Program Transactions	574,999	1,318	0
<b>Total Expenditures and Other Financing Uses</b>	<b>989,783</b>	<b>497,400</b>	<b>1,586,380</b>
<b>FOOD SERVICE FUND (FUND 50)</b>			
	<b>Audited 2023-24</b>	<b>Unaudited 2024-25</b>	<b>Budget 2025-26</b>
900 000 Beginning Fund Balance	599,880	573,238	486,395
900 000 Ending Fund Balance	573,238	486,395	486,932
<b>Total Revenues and Other Financing Sources</b>	<b>590,633</b>	<b>637,648</b>	<b>661,001</b>
200 000 Support Services	616,880	724,122	660,464
400 000 Non-Program Transactions	394	368	0
<b>Total Expenditures and Other Financing Uses</b>	<b>617,275</b>	<b>724,490</b>	<b>660,464</b>
<b>COMMUNITY SERVICE FUND (FUND 80)</b>			
	<b>Audited 2023-24</b>	<b>Unaudited 2024-25</b>	<b>Budget 2025-26</b>
900 000 Beginning Fund Balance	1,349,356	987,223	1,367,411
900 000 Ending Fund Balances	987,223	1,367,411	1,416,841
<b>Total Revenues and Other Financing Sources</b>	<b>1,970,036</b>	<b>2,544,031</b>	<b>2,472,369</b>
200 000 Support Services	821,974	533,158	844,372
300 000 Community Services	1,510,195	1,630,643	1,578,567
400 000 Non-Program Transactions	0	43	0
<b>Total Expenditures and Other Financing Uses</b>	<b>2,332,169</b>	<b>2,163,843</b>	<b>2,422,938</b>

\* The 60 & 70 series funds are "fiduciary" funds. Presentation of these funds have been removed from the adoption format



## EXECUTIVE SUMMARY FOR THE SHOREWOOD SCHOOL BOARD

**Topic:** Original Budget  
**Date:** October 28, 2025  
**Prepared by:** Heather Heaviland

- Information only
- Presentation/discussion
- Discussion/action by board of education
- Presentation/action next meeting

**Recommendation(s):** Adoption of the annual operating and capital Original Budget for the 2025-2026 school year.

**Purpose:** The District is seeking approval of the ‘Original Budget,’ which reflects the final aid award and revenue limit from the Department of Public Instruction, updated expense projections, and updated revenue projections.

**Background:** On June 10th, 2025, the Board approved a Preliminary Budget for the 2025-26 school year (FY26). This budget, along with a tax levy projection, were also approved at the August 26th Annual Meeting. These budgets are based on preliminary assumptions regarding operational expenses, the amount of state aid that the District will receive, and the revenue limit the District will be allowed. Operational expense assumptions are refined over the course of the summer months and, on October 15th of each year, the State of Wisconsin releases final state aid allocations and revenue limit worksheets. All of this data is used to prepare an Original Budget and the final tax levy. The Original Budget and the tax levy must be approved at the final meeting in October in order to meet filing deadlines.

### **Overview of Changes to the Preliminary Budget**

The narrative below outlines changes from the Preliminary Budget approved in June.

### *Revenue Changes - General Operating Funds (10 and 27)*

Total revenue across funds 10 and 27 is expected to remain effectively static with an increase of 0.4% compared to the projections shared at the June Board meeting and the August Annual Meeting.

Compared with the projection presented at the annual meeting, the total revenue limit rose by \$85,712. Approximately 70% of that increase was offset by an increased transfer of state aid to the private school voucher program. Final state aid was 5% greater than projected in August, enabling the District to reduce the tax levy by \$235,002 from the amount presented at the annual meeting.

It should be noted that, within the special education fund, categorical aid revenue for special education increased due to the higher reimbursement rate in the state budget. This is offset by a corresponding reduction in “revenue” from the operating transfer received from Fund 10. The primary impact of this is therefore seen in the reduction in Fund 10 operating transfer expense.

### *Expense Changes - General Operating Funds (10 and 27)*

The Original Budget reflects both increases and decreases in expenses, with an aggregate change of less than 1% compared to the Preliminary Budget. Notable changes include the following:

- Staffing and Salaries.
  - The District added 1.1 instructional staff FTEs (.8 instructional aides and .3 teaching overloads) compared to the preliminary budget in order to accommodate adjustments to expected course offerings at the high school and support 4th grade instruction at the elementary level.
  - Instructional staff increases were partially offset by a 1.0 reduction in non-teaching staff. While not impacting general operating funds, an additional 1.0 non-instructional reduction was also made from Fund 80.
  - In the aggregate, total salary expense increased by approximately \$11,000.
- Fund 27 transfer
  - A decrease of approximately \$300,000 in the operating transfer to Fund 27.
- Open enrollment tuition
  - Decreased cost for tuition paid to other school districts for students who open enroll out of the District of approximately \$100,000.
- Benefit expense is currently projected to decrease by approximately \$58,000 and may be able to be reduced further based on historical data on the amount of deductibles paid by the District.
- Account code re-classifications required by DPI had a significant impact on Fund 27. The Original Budget will reflect an increase in “special education curriculum” of approximately \$165,000 and a corresponding decrease in “instructional service payments” in the Fund 27 budget.
- Equipment replacement.

- As discussed at the October 14, 2025 Board meeting, the District faces several furniture and equipment replacement needs that are difficult to accommodate within the annual operating budget. The Board supported allocating a portion of the anticipated increase in available funds to address these needs while reserving some for future capital projects. Using a rubric that considered safety, remaining useful life, efficiency, impact on the learning environment, and availability of other funding sources, the District leadership team identified the following high-priority items, which are included in the Original Budget:
  - New classroom furniture specific, high-priority classrooms at SHS and Atwater (\$80K)
  - Replacement of cleaning equipment that is in significant disrepair (\$65K)
  - Replacement of the SHS PA system, along with an allowance for installation of electronic message boards (\$100K)

Altogether, the Original Budget reflects an increase of \$244,182 in instructional expenses and a decrease in non-instructional expenditures of approximately \$456,183 for a net reduction of \$212,001. Additional funds may also be released from the expected budget for deductible contributions or allocated towards other health expenses.

#### *Revenue and Expenditure Changes - Other Funds*

In addition to the changes to Funds 20 and 27, minor changes were made to Funds 50, 73, and 80. More significant changes were made to Fund 41, as are noted below:

- \$437,740 of funds that were earmarked for the Performing Arts Building roof in FY25 were moved to FY26. There is no change in the project. The change reflects a change in the timing of the project that resulted in completion, and therefore recognition of the expense, to fall in FY26 instead of FY25 as originally planned.
- \$75,000 was added to cover the final phase of SIS elevator replacement, which was originally planned for FY27. The elevator has been out of service multiple times this year and created a hazard for its occupants.

An updated budget document showing budgeted revenues and expenses by fund and function is attached.

Attachment: FY26 Original Budget



**EXECUTIVE SUMMARY  
FOR THE SHOREWOOD SCHOOL BOARD**

**Topic:** 2025-2026 Tax Levy

**Date:** 10/28/25

**Prepared by:** Heather Heaviland

**Recommended action:**

- Information only
- Presentation/discussion
- Discussion/action by board of education
- Presentation/action next meeting

**Recommendation(s):** Recommend setting a property tax levy in the amount of \$26,045,643, including \$1,375,000 for a Capital Expansion Fund, to provide for operation and maintenance of said School District.

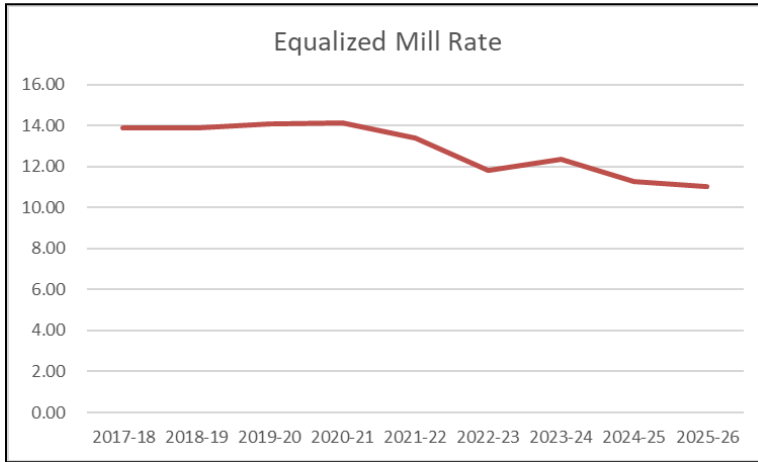
**Purpose:** Set tax levy.

**Proposed Levy:**

The tax levy supports educational and support programs (general operations), repayment of debt, capital projects and community services. The table below shows the specific proposed levy amounts by fund.

<b>PROPOSED PROPERTY TAX LEVY</b>			
<b>FUND</b>	<b>Audited 2023-24</b>	<b>Unaudited 2024-25</b>	<b>Budget 2025-26</b>
General Fund	20,338,974	18,388,111	19,552,133
Referendum Debt Service Fund	3,736,848	4,272,110	3,271,410
Non-Referendum Debt Service Fund	598,450	597,800	597,100
Capital Expansion Fund	750,000	937,500	1,375,000
Community Service Fund	800,000	1,250,000	1,250,000
<b>Total School Levy</b>	<b>26,224,272</b>	<b>25,445,521</b>	<b>26,045,643</b>
<b>Percentage Increase - Total Levy From Prior Year</b>		<b>-3.0%</b>	<b>2.4%</b>
<b>Equalized property tax rate</b>	12.35	11.26	11.00

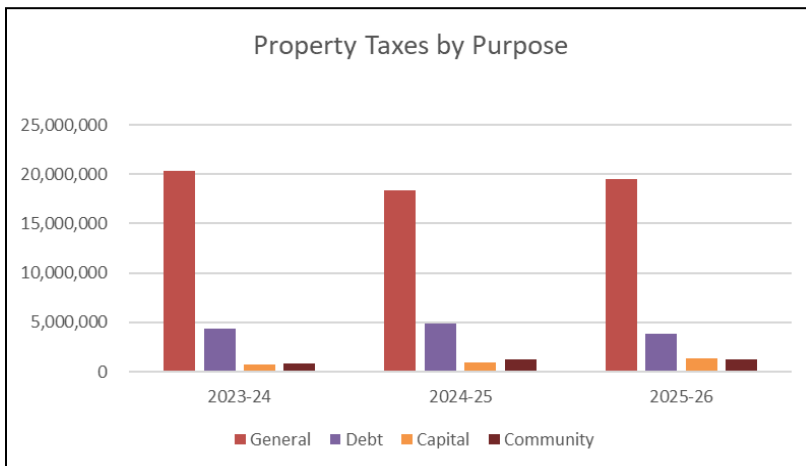
The proposed levy reflects an increase in the total levy and a decrease in the mill rate compared to the previous year.



For a home valued at \$400,000, the decrease in the mill rate results in a savings on the school tax levy of \$102. It should be noted, however, that changes in home values and in the amount levied by taxing authorities other than the school district may result in a total property tax change that is different from this amount.

The increase in the property tax levy is primarily due to a decrease in state aid compared to 2024–2025. The District anticipated this reduction and increased the debt levy last year, setting aside funds to offset the levy this year and maintain a more stable overall tax impact.

Taxes for other than general operations are restricted to the specific purpose for which they are levied. As shown in the chart below, the levy is primarily for education and support.





SCHOOL DISTRICT OF SHOREWOOD  
Board Meeting Minutes  
Shorewood High School Library Media Center  
September 24, 2025

Board Member Participation: Nathan Hammons, President  
Ellen Eckman, Vice President & Governance Officer  
Mary Theisen, Treasurer  
Abby Fowler, Clerk  
Aaron Lippman, Member & Governance Officer  
  
Milan Robinson, Student Representative

District Administrator Participation: Laurie Burgos, Superintendent  
Heather Heaviland, Director of Business Services  
Mike Joynt, Director of Teaching and Learning  
Shari Tucker, Director of Equity

I. 6:00 pm CALL TO ORDER

A. Motion to Adopt the Agenda

MOVED by Ellen Eckman and SECONDED by Abby Fowler

AYE: 5 NAY: 0

B. Overarching Result for Shorewood School District

C. Awards & Recognition

6:02 pm STUDENT ACHIEVEMENT AND RESULTS

SHS Student United Justice Coalition Summit Attendance

III. 6:44 pm PUBLIC COMMENT #1 - no comments

IV. 6:45 pm SUPERINTENDENT'S REPORT

District Equity Update

V. 6:50 pm SUPERINTENDENT'S CONSENT AGENDA - no items

VI. 6:51 pm BOARD BUSINESS AND POSSIBLE BOARD ACTION

A. Review of Draft Original 2025-2026 Budget

B. Financial Sustainability Task Force Parameters

C. Approval of R3 (Character & Citizenship) Student Results Monitoring Document

MOVED by Ellen Eckman and SECONDED by Mary Theisen

AYE: 5 NAY: 0

VII. 8:27 pm BOARD CONSENT AGENDA

A. Approval of Board Meeting Minutes

September 24, 2025 Regular Board Meeting

September 24, 2025 Closed Session Minutes

B. Approval of SHS Environmental Literature and Science Field Trip (November 2025)

MOVED by Mary Theisen and SECONDED by Ellen Eckman

AYE: 5 NAY: 0

VIII. 8:28 pm PUBLIC COMMENT #2 - no comments

IX. 8:29 pm BOARD MEMBER REPORTS

Recreation & Community Services Advisory Group, Abby Fowler

SEED Foundation Meeting, Mary Theisen

X. 8:31 pm REVIEW OF TO DO AND FUTURE AGENDA ITEMS

Adoption of Original Budget & Tax Levy; Recreation & Community Services Department Update;

Conference participation data and time; legislative advocacy (SB 170)

XI. 8:33 pm RECESS AND DEBRIEF