



**BOARD OF MANAGERS
Finance Committee - Regular Meeting
Tuesday, April 28, 2026 at 11:30 AM**

AGENDA

1. WELCOME

2. ROLL CALL OF COMMITTEE MEMBERS

- ___ Pamela Brower, Chair
- ___ Sylvia Tryon Oliver
- ___ Karen O'Connor Urban

3. CALL TO ORDER, CONFIRMATION OF QUORUM, VERIFICATION OF MEETING POSTING, AND CLOSED MEETING NOTICE:

- A. Call to order.
- B. Establish quorum.
- C. Confirm posting of Meeting's public notice in accordance with Texas Open Meetings Act, Texas Government Code, Chapter 551.
- D. Notice is hereby provided that the Committee may convene in closed meeting session(s) during this meeting to consider any agenda item, when permitted under the Texas Open Meetings Act, Texas Government Code Chapter 551.

4. NOTICE REGARDING BUDGET. The Hospital District's Fiscal Year 2026 budget has been duly adopted by the Board and approved by Commissioners Court. At this meeting, the Committee may discuss the budget. The budget and the required taxpayer impact statement for Fiscal Year 2026 are available for public review on the District's official website at: https://www.nchdcc.org/public_notices/finance.php.

5. ANNOUNCEMENT ON DISCLOSURE OF CONFLICTS OF INTEREST. Any Conflict of Interest, or Appearance of a Conflict of Interest, relating to items on this agenda shall be disclosed at this time. Members declaring such conflicts shall abstain from voting and are requested to refrain from discussion on the affected items. Any conflicts identified

later in the meeting must be disclosed immediately upon discovery.

6. PUBLIC COMMENT - This section provides the public an opportunity to address the Committee on any matter within its authority. In-person attendees wishing to comment on any agenda item or other subject within the Committee’s jurisdiction must complete and submit the “Agenda Item Request to Speak” form, available at the entrance of the meeting room, no later than five (5) minutes before the meeting begins. Remote attendees participating by audio or video conference must verbally notify the presiding officer of their desire to comment when public comment is called. Comments are limited to three (3) minutes per speaker, except that commenters using a translator are allowed up to six (6) minutes. The presiding officer may, in his or her discretion, limit the number of speakers and/or the time allotted to each. By law, the Committee may act only on matters specifically listed on the agenda. Items raised that are not on the agenda will be referred to District staff for review, as appropriate. Materials submitted to the Committee during public comment will not be returned. Commenters intending to provide documents must bring at least ten (10) copies for distribution, clearly marked with the commenter’s name and, if applicable, the relevant agenda item number.

7. CONSENT AGENDA - The Consent Agenda includes items that are routine, administrative in nature, and not requiring separate discussion. Any item that a Committee member requests to be considered individually shall, at the direction of the presiding officer, be removed from the Consent Agenda and placed on the Regular Agenda for separate discussion at the appropriate time. All remaining Consent Agenda items will be considered and voted upon together in a single vote:

- A. Approve Finance Committee Regular Meeting minutes of March 31, 2026. 6

- B. Discuss and recommend receipt of summary payment information on Nueces County health care disbursements for Fiscal Year 2026 year-to-date: 11
 - 1. Salaries, benefits, and supplies at/for City of Corpus Christi/Nueces County Public Health District;
 - 2. Emergency medical services provided in unincorporated areas of Nueces County;
 - 3. Supplemental and jail diversion program funding for Nueces Center for Mental Health and Intellectual Disabilities;
 - 4. Medical services provided at County correctional facilities:
 - a. Nueces County Jail; and
 - b. Nueces County Juvenile Detention Center;

- 5. Funding for alcohol and drug abuse treatment programs:
 - a. Cenikor (Charlie's Place); and
 - b. Council on Alcohol and Drug Abuse;
- 6. Funding for diabetes prevention and supporting programs; and
- 7. Public health grants.

C. Discuss and recommend receipt of imputed claims summaries on medical and hospital care furnished to the Nueces Aid Program population, prepared pursuant to the CHRISTUS Spohn Health System Corporation Amended and Restated Membership Agreement, for Fiscal Year 2026 year-to-date. 12

D. Discuss and recommend receipt of fiscal year-to-date Specified Annual Percentage-related revenue reports; revenue receipts pursuant to CHRISTUS Spohn Health System Corporation Amended and Restated Membership Agreement, Section 5.03. 13

E. Discuss and recommend receipt of statement of amounts deposited to and/or withdrawn from Local Provider Participation Fund for fiscal year-to-date; deposits and withdrawals pursuant to Board of Managers Order authorizing participation in a health care provider participation program pursuant to Texas Health and Safety Code, Chapter 298C, as amended. 14

F. Discuss and recommend receipt of summary reports of cumulative actual intergovernmental transfers (IGTs) made in support of local and other healthcare providers participating in Medicaid directed, and supplemental payment programs sponsored by the Texas Health and Human Services Commission (HHSC), and receive estimates of provider payments resulting from the IGTs: 18

- 1. Directed Payment Programs - IGTs for HHSC's Medicaid managed care organization payments to healthcare providers that support overall Medicaid program goals and objectives:
 - a. Aligning Technology by Linking Interoperable Systems for Client Health Outcomes Program (ATLIS);
 - b. Comprehensive Hospital Increase Reimbursement Program (CHIRP);
 - c. Network Access Improvement Program (NAIP); and
 - d. Texas Incentives for Physicians and Professional Services (TIPPS); and

2. Supplemental Payment Programs - IGTs for HHSC Medicaid payments made to hospitals, separate from and in addition to base payments, for achieving certain goals or to support health care providers that see significant numbers of uninsured or persons without much money:

- a. Disproportionate Share Hospital (DSH);
- b. Graduate Medical Education (GME);
- c. Hospital Augmented Reimbursement Program (HARP); and
- d. Hospital Uncompensated Care (UC).

G. Discuss and recommend receipt of fiscal year-to-date statement detailing amounts deposited into and/or withdrawn from the Opioid Settlement Fund, including receipts from the Opioid Abatement Fund Council through the Texas Comptroller of Public Accounts in accordance with Texas Government Code §403.508(a)(2), and disbursements made solely for the remediation of opioid-related harms pursuant to 34 Texas Administrative Code §16.222.

H. Nueces Aid Enrollment:

- 1. Discuss and recommend receipt of reports relating to Nueces Aid Program enrollment for month-ended [insert date here]:
 - a. Referral Sources; 22
 - b. Total Persons and Households Enrolled; 24
 - c. Enrollment Summary; 25
 - d. Denials; 26
 - e. Application Processing Summary; and 27
 - f. Enrollment by Zip Code. 31

8. **REGULAR AGENDA** - The Regular Agenda consists of items that are non-routine, not administrative in nature, or otherwise require separate consideration. Each item listed under the Regular Agenda shall be addressed individually and, if action is required, voted upon separately.

A. Financial Statements:

- 1. Discuss and consider recommending approval of unaudited financial statements for the month and fiscal year-to-date ended March 31, 2026. 34
(ACTION)

B. Investment Report:

- 1. Discuss and consider recommending approval of Quarterly Investment Report and ratification of related investment transactions for fiscal quarter-ended March 31, 2026. *(ACTION)* 42

C. Opioid Settlement Proceeds:

- 1. Discuss and consider recommending receipt of information on third round distribution of settlement funds to Texas hospital districts from

the Opioid Abatement Trust Fund; initial distribution in August 2024, second in April 2025. (***ACTION***)

D. Administrator's Briefing:

1. Next scheduled regular Committee meeting (meeting's date, time, and location are subject to change):

a. Finance Committee: Tuesday, May 26, 2026, 11:30 AM in NCHD Board of Managers Meeting Room at 555 North Carancahua Street, Room 950-A, Corpus Christi, Texas 78401.

9. ADJOURN

10. Public Notice Posting Receipt.

63

**BOARD OF MANAGERS
NUECES COUNTY HOSPITAL DISTRICT
FINANCE MEETING
MARCH 31, 2026**

The Nueces County Hospital District Board of Managers met at, 11:30 a.m., March 31, 2026 in the NCHD Board Room at 555 N. Carancahua, Suite 950 – A Corpus Christi, Texas.

HOSPITAL DISTRICT REPRESENTATIVES:

Jonny F. Hipp	Administrator/CEO
Belinda Espinoza	Asst. Administrator, Admin. Services
Donna Littlefield	Director, Accounting & Finance
Mary Esther Guerra	Assistant County Attorney
John B. Martinez	General Counsel – via Zoom
Adam Robison	Legal Counsel
Melissa Quintanilla	Executive Assistant/Human Resources
Carmina Hernandez Moreno	Administrative Assistant

OTHERS PRESENT:

NONE

1. WELCOME

2. ROLL CALL OF COMMITTEE MEMBERS

 Y__ Pamela Brower, Chair
 Y__ Sylvia Tryon Oliver
 Y__ Karen O'Connor Urban

3. CALL TO ORDER, CONFIRMATION OF QUORUM, VERIFICATION OF MEETING POSTING, AND CLOSED MEETING NOTICE:

A. Call to order – Pamela Brower, Chair.

The meeting was called to order by Pamela Brower at 11:32 a.m.

B. Establish quorum – Pamela Brower, Chair

A quorum was present with all members in attendance.

Pamela Brower, Chair – PRESENT

Sylvia Tryon Oliver, Member – PRESENT

Karen O'Connor Urban, Member – PRESENT

C. Confirm posting of Meeting's public notice in accordance with Texas Open Meetings Act, Texas Government Code, Chapter 551.

D. Notice is hereby provided that the Committee may convene in closed meeting session(s) during this meeting to consider any agenda item, when permitted under the Texas Open Meetings Act, Texas Government Code Chapter 551.

4. **NOTICE REGARDING BUDGET.** The Hospital District's Fiscal Year 2026 budget has been duly adopted by the Board and approved by Commissioners Court. At this meeting, the Committee may discuss the budget. The budget and the required taxpayer impact statement for Fiscal Year 2026 are available for public review on the District's official website at: https://www.nchdcc.org/public_notices/finance.php.

5. **ANNOUNCEMENT ON DISCLOSURE OF CONFLICTS OF INTEREST.** Any Conflict of Interest, or Appearance of a Conflict of Interest, relating to items on this agenda shall be disclosed at this time. Members declaring such conflicts shall abstain from voting and are requested to refrain from discussion on the affected items. Any conflicts identified later in the meeting must be disclosed immediately upon discovery.

6. **PUBLIC COMMENT** - This section provides the public an opportunity to address the Committee on any matter within its authority. In-person attendees wishing to comment on any agenda item or other subject within the Committee's jurisdiction must complete and submit the "Agenda Item Request to Speak" form, available at the entrance of the meeting room, no later than five (5) minutes before the meeting begins. Remote attendees participating by audio or video conference must verbally notify the presiding officer of their desire to comment when public comment is called. Comments are limited to three (3)

**BOARD OF MANAGERS
FINANCE MEETING
MINUTES
MARCH 31, 2026**

minutes per speaker, except that commenters using a translator are allowed up to six (6) minutes. The presiding officer may, in his or her discretion, limit the number of speakers

and/or the time allotted to each. By law, the Committee may act only on matters specifically listed on the agenda. Items raised that are not on the agenda will be referred to District staff for review, as appropriate. Materials submitted to the Committee during public comment will not be returned. Commenters intending to provide documents must bring at least ten (10) copies for distribution, clearly marked with the commenter's name and, if applicable, the relevant agenda item number.

No one to speak in Public Comment.

7. CONSENT AGENDA - The Consent Agenda includes items that are routine, administrative in nature, and not requiring separate discussion. Any item that a Committee member requests to be considered individually shall, at the direction of the presiding officer, be removed from the Consent Agenda and placed on the Regular Agenda for separate discussion at the appropriate time. All remaining Consent Agenda items will be considered and voted upon together in a single vote:

A. Approve Finance Committee Regular Meeting minutes of February 17, 2026.

B. Discuss and recommend receipt of summary payment information on Nueces County health care disbursements for Fiscal Year 2026 year-to-date:

1. Salaries, benefits, and supplies at/for City of Corpus Christi/Nueces County Public Health District;
2. Emergency medical services provided in unincorporated areas of Nueces County;
3. Supplemental and jail diversion program funding for Nueces Center for Mental Health and Intellectual Disabilities;
4. Medical services provided at County correctional facilities:
 - a. Nueces County Jail; and
 - b. Nueces County Juvenile Detention Center;
5. Funding for alcohol and drug abuse treatment programs:
 - a. Cenikor (Charlie's Place); and
 - b. Council on Alcohol and Drug Abuse;
6. Funding for diabetes prevention and supporting programs; and

**BOARD OF MANAGERS
FINANCE MEETING
MINUTES
MARCH 31, 2026**

7. Public health grants.

C. Discuss and recommend receipt of imputed claims summaries on medical and hospital care furnished to the Nueces Aid Program population, prepared pursuant to the

CHRISTUS Spohn Health System Corporation Amended and Restated Membership Agreement, for Fiscal Year 2026 year-to-date.

D. Discuss and recommend receipt of fiscal year-to-date Specified Annual Percentage-related revenue reports; revenue receipts pursuant to CHRISTUS Spohn Health System Corporation Amended and Restated Membership Agreement, Section 5.03.

E. Discuss and recommend receipt of statement of amounts deposited to and/or withdrawn from Local Provider Participation Fund for fiscal year-to-date; deposits and withdrawals pursuant to Board of Managers Order authorizing participation in a health care provider participation program pursuant to Texas Health and Safety Code, Chapter 298C, as amended.

F. Discuss and recommend receipt of summary reports of cumulative actual intergovernmental transfers (IGTs) made in support of local and other healthcare providers participating in Medicaid directed, and supplemental payment programs sponsored by the Texas Health and Human Services Commission (HHSC), and receive estimates of provider payments resulting from the IGTs:

1. Directed Payment Programs - IGTs for HHSC's Medicaid managed care organization payments to healthcare providers that support overall Medicaid program goals and objectives:

- a. Aligning Technology by Linking Interoperable Systems for Client Health Outcomes Program (ATLIS);
- b. Comprehensive Hospital Increase Reimbursement Program (CHIRP);
- c. Network Access Improvement Program (NAIP); and
- d. Texas Incentives for Physicians and Professional Services (TIPPS); and

2. Supplemental Payment Programs - IGTs for HHSC Medicaid payments made to hospitals, separate from and in addition to base payments, for achieving certain goals or to support health care providers that see significant numbers of uninsured or persons without much money:

- a. Disproportionate Share Hospital (DSH);
- b. Graduate Medical Education (GME);
- c. Hospital Augmented Reimbursement Program (HARP); and

BOARD OF MANAGERS
FINANCE MEETING
MINUTES
MARCH 31, 2026

d. Hospital Uncompensated Care (UC).

G. Nueces Aid Enrollment:

1. Discuss and recommend receipt of reports relating to Nueces Aid Program enrollment for month-ended February 28, 2026:

- a. Total Persons and Households Enrolled;
- b. Enrollment Summary;
- c. Denials;
- d. Application Processing Summary; and
- e. Enrollment by Zip Code.

Consent Agenda Approved. Motion by Karen O'Connor Urban and seconded by Sylvia Tryon Oliver. MOTION CARRIED.

8. **REGULAR AGENDA** - The Regular Agenda consists of items that are non-routine, not administrative in nature, or otherwise require separate consideration. Each item listed under the Regular Agenda shall be addressed individually and, if action is required, voted upon separately.

A. Financial Statements:

1. Discuss and recommend approval of unaudited financial statements for the month and fiscal year-to-date ended February 28, 2026. (*ACTION*)

Motion by Karen O'Connor Urban and seconded by Sylvia Tryon Oliver. MOTION CARRIED.

B. Administrator's Briefing:

1. Next scheduled regular Committee meeting (meeting's date, time, and location are subject to change):

- a. Finance Committee: April 28, 2026, 11:30 AM in NCHD Board of Managers Meeting Room at 555 North Carancahua Street, Room 950-A, Corpus Christi, Texas 78401.

9. **ADJOURN**

**Pamela Brower, Chair motion to adjourn meeting.
Meeting adjourned at 11:41 a.m.**

Nueces County Hospital District
 County Health Care Department Expenditures
 Cash Disbursements Relating to
 Fiscal Year 2026

	Oct	Nov	Dec	Jan	Feb	Mar	Apr	May	Jun	Jul	Aug	Sep	Fiscal YTD	Budget 2026	Balance
County Healthcare Services															
Health Dept - County	0.00	0.00	0.00	0.00	0.00	0.00	0.00	0.00	0.00	0.00	0.00	0.00	0.00	1,800,000.00	1,800,000.00
Mobile Medical Clinic	0.00	0.00	176.28	0.00	0.00	0.00	0.00	0.00	0.00	0.00	0.00	0.00	176.28	60,000.00	59,823.72
Emergency Medical Services	0.00	0.00	114,600.00	0.00	0.00	0.00	0.00	0.00	0.00	0.00	0.00	0.00	114,600.00	650,000.00	535,400.00
NC MHID - Fund Matching	0.00	0.00	242,280.00	0.00	0.00	242,280.00	0.00	0.00	0.00	0.00	0.00	0.00	484,560.00	969,129.00	484,569.00
NC MHID - Jail Programs	82,275.04	97,058.26	108,821.22	137,908.11	0.00	0.00	0.00	0.00	0.00	0.00	0.00	0.00	426,062.63	1,500,000.00	1,073,937.37
NC Juvenile Center	0.00	0.00	107,521.00	0.00	0.00	0.00	0.00	0.00	0.00	0.00	0.00	0.00	107,521.00	474,000.00	366,479.00
Nueces County Jail Infirmary Svcs	563,401.59	103,680.13	669,987.28	640,084.17	664,806.31	0.00	0.00	0.00	0.00	0.00	0.00	0.00	2,641,959.48	8,532,015.00	5,890,055.52
Cenikor	0.00	0.00	0.00	0.00	0.00	0.00	0.00	0.00	0.00	0.00	0.00	0.00	0.00	60,000.00	60,000.00
Council on Alcohol & Drug Abuse	0.00	0.00	0.00	0.00	0.00	0.00	0.00	0.00	0.00	0.00	0.00	0.00	0.00	50,000.00	50,000.00
Diabetes Program - County	0.00	0.00	0.00	0.00	0.00	0.00	0.00	0.00	0.00	0.00	0.00	0.00	0.00	60,000.00	60,000.00
HALO-Flight Funding	0.00	0.00	0.00	0.00	0.00	0.00	0.00	0.00	0.00	0.00	0.00	0.00	0.00	15,750.00	15,750.00
County Public Health Grants	0.00	0.00	0.00	65,000.00	0.00	0.00	0.00	0.00	0.00	0.00	0.00	0.00	65,000.00	336,000.00	271,000.00
Totals	645,676.63	200,738.39	1,243,385.78	842,992.28	664,806.31	242,280.00	0.00	0.00	0.00	0.00	0.00	0.00	3,839,879.39	14,506,894.00	10,667,014.61

**Nueces County Hospital District
Imputed Claims Experience for Calendar Year 2026
As if Adjudicated January 1, 2026 through March 31, 2026**

Service	Claims	Billed	Contract Amt.	Co Insurance	Net
ER	38	59,980	4,180	35	4,145
ASU	-	-	-	-	-
Clinic	2,124	1,311,348	429,306	23,811	405,495
Obs	-	-	-	0	-
OP	5,962	18,083,538	4,656,194	247,875	4,408,319
Subtotal	8,124	19,454,866	5,089,680	271,721	4,817,959
IP	248	23,736,875	1,104,950	(1,873)	1,106,823
SNF					-
RX	23,694	1,484,019	1,273,221	51,772	1,221,449
Physician	7,519	24,701,584	2,283,510	90,056	2,193,454
Total	39,585	69,377,344	9,751,362	411,676	9,339,686

NOTE:

The Revised and Restated Indigent Care Agreement was terminated effective September 30, 2012. After that date, the District no longer makes payment to CHRISTUS Spohn for providing health care services to the Nueces Aid Indigent population. Under the terms of the Membership Agreement amended and restated effective November 18, 2015, CHRISTUS Spohn has committed to continue to provide health care services to the Nueces Aid Indigent population and, and at the request of the District, continues to submit informational claims to the District to permit the District to monitor the volume of health care services furnished to the Nueces Aid Indigent population.

Nueces County Hospital District
 Spohn Corporate Member Revenue Analysis
 Fiscal Year 2026

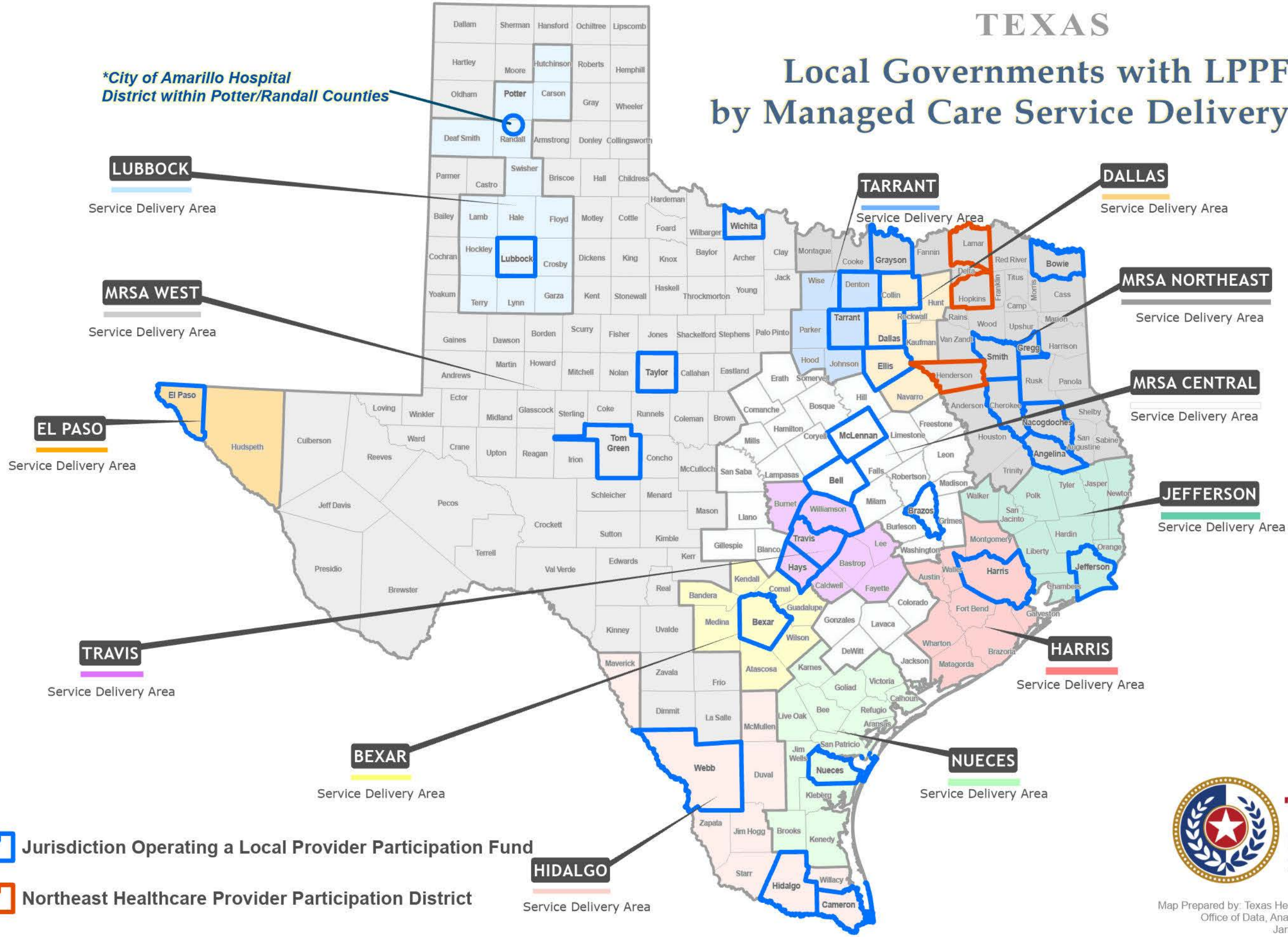
Member Revenue % 17.0%

	October	November	December	January	February	March	April	May	June	July	August	September	Totals
<u>Membership Revenue Deposits</u>													
Week 1	1,511,157.21	2,417,944.61	1,630,641.06	1,526,816.31	1,589,308.71	2,052,269.03	1,995,149.15						12,723,286.08
Week 2	1,403,285.99	2,163,527.85	2,308,254.99	1,672,309.25	1,712,675.50	2,060,253.40	2,077,508.23						13,397,815.21
Week 3	1,495,552.66	2,470,202.03	2,292,403.21	2,104,939.01	1,973,974.33	1,919,955.83	2,076,907.99						14,333,935.06
Week 4	2,559,686.42	holiday	2,039,849.68	1,855,237.00	2,098,068.57	2,084,883.65							10,637,725.32
Week 5	1,904,908.74		2,125,558.12	2,017,332.89									6,047,799.75
Subtotal	8,874,591.02	7,051,674.49	10,396,707.06	9,176,634.46	7,374,027.11	8,117,361.91	6,149,565.37	0.00	0.00	0.00	0.00	0.00	57,140,561.42

TEXAS

Local Governments with LPPFs by Managed Care Service Delivery Area

**City of Amarillo Hospital
District within Potter/Randall Counties*



Jurisdiction Operating a Local Provider Participation Fund

Northeast Healthcare Provider Participation District



Map Prepared by: Texas Health and Human Services Commission,
Office of Data, Analytics and Performance. MRL.
January 15, 2025

Texas Local Provider Participation Fund (LPPF) Programs

Overview

The Texas Local Provider Participation Fund (LPPF) is a locally administered financing mechanism authorized under Texas law that permits counties, hospital districts, and certain multi-jurisdictional entities to impose mandatory assessments on participating hospitals. Funds collected through an LPPF are used to finance the non-federal share of Medicaid supplemental and directed payment programs, thereby leveraging federal matching funds. These supplemental and directed payment programs are established, administered, and overseen by the Texas Health and Human Services Commission.

Purpose

LPPFs exist to support Medicaid payments without relying on state general revenue or local property taxes. By pooling hospital assessments locally and transferring them to the state through intergovernmental transfers (IGTs), local governments enable hospitals to receive significantly higher Medicaid reimbursements.

How LPPFs Work

Hospitals within an authorized jurisdiction are assessed a uniform mandatory payment, typically based on net patient revenue. These payments are deposited into a segregated Local Provider Participation Fund. The local government then transfers funds to the Texas Health and Human Services Commission to serve as the non-federal share for Medicaid payments. Federal matching funds are drawn down and redistributed back to hospitals through approved Medicaid payment programs.

Programs Supported

LPPF-supported funds are commonly used for Medicaid supplemental and directed payment programs, including uncompensated care payments and uniform rate enhancements. These programs are designed to support hospitals that serve a large share of Medicaid and uninsured patients.

Benefits

LPPFs allow local dollars to leverage substantial federal Medicaid funding, strengthen the financial stability of safety-net hospitals, and avoid increasing property taxes. They provide local control over healthcare financing while supporting access to care.

Legal Framework

The Nueces County Hospital District's LPPF is authorized under Texas Health and Safety Code, Chapter 298C, and is implemented pursuant to approval by the Board of Managers of the associated Health Care Provider Participation Program. Funds

Texas Local Provider Participation Fund (LPPF) Programs

deposited into the LPPF are restricted to authorized health care–related purposes and may not be used to expand Medicaid eligibility. The program is subject to applicable federal oversight to ensure compliance with Medicaid financing requirements.

Policy Considerations

Key considerations include the financial impact of mandatory assessments on participating hospitals; the administrative and compliance complexity associated with operating an LPPF; and reliance on ongoing state legislative authority and federal policy. While many LPPFs are subject to statutory sunset provisions requiring periodic legislative renewal, the Nueces County Hospital District LPPF is not subject to a sunset provision.

Summary

LPPFs are a central component of Texas’s Medicaid financing strategy, enabling local governments and hospitals to maximize federal Medicaid funding while maintaining local control and minimizing taxpayer impact.

#

01/28/2026

Nueces County Hospital District
 Nueces LPPF Activity
 Fiscal Year 2026

	October	November	December	January	February	March	April	May	June	July	August	September	Totals
Beginning Balance	36,037,687.34	88,352,681.09	46,775,249.76	46,889,995.07	47,098,478.43	43,388,108.10	43,523,426.60	43,523,426.60	43,523,426.60	43,523,426.60	43,523,426.60	43,523,426.60	36,037,687.34
<u>Deposits</u>													
Christus Spohn	20,140,043.00												20,140,043.00
CCMC													0.00
CC Rehab													0.00
Driscoll	31,555,659.00												31,555,659.00
PAM Specialty													0.00
PAM Rehab													0.00
S. TX Surgical													0.00
Oceans Behavioral	625,158.00												625,158.00
Subtotal	52,320,860.00	0.00	0.00	0.00	0.00	0.00	0.00	0.00	0.00	0.00	0.00	0.00	52,320,860.00
Interest	302,419.15	249,184.61	151,883.76	147,530.06	122,923.21	135,318.50							1,109,259.29
Transfers In	1,538,911.28	91,314.97		627,998.64									2,258,224.89
Total Deposits	54,162,190.43	340,499.58	151,883.76	775,528.70	122,923.21	135,318.50	0.00	0.00	0.00	0.00	0.00	0.00	55,688,344.18
<u>Inter-Governmental Transfers</u>													
UC			(37,138.45)		(3,833,293.54)								(3,870,431.99)
DSRIP													0.00
CHIRP		(41,917,930.91)											(41,917,930.91)
TIPPS													0.00
DSH													0.00
HARP				(386,050.81)									(386,050.81)
GME				(180,994.53)									(180,994.53)
ATLIS	(1,847,196.68)												(1,847,196.68)
Total IGT's	(1,847,196.68)	(41,917,930.91)	(37,138.45)	(567,045.34)	(3,833,293.54)	0.00	0.00	0.00	0.00	0.00	0.00	0.00	(48,202,604.92)
Transfers Out													0.00
Bank Fees													0.00
Ending Balance	88,352,681.09	46,775,249.76	46,889,995.07	47,098,478.43	43,388,108.10	43,523,426.60	43,523,426.60	43,523,426.60	43,523,426.60	43,523,426.60	43,523,426.60	43,523,426.60	43,523,426.60

Texas HHSC Medicaid Supplemental and Directed Payment Programs

Texas Medicaid is a partnership between the state and federal governments that provides health coverage to low-income families, older adults, and people with disabilities. The federal government shares in the cost of the program by matching state Medicaid spending, and providers are paid for the care they deliver to Medicaid patients. Federal rules allow states to determine how providers are paid, and Medicaid payments generally fall into three categories: base payments, supplemental payments, and directed payments. Base Payments are made for specific services (e.g., surgery, x-rays, diagnostic tests) provided to persons with Medicaid. These payments can be made through a fee-for-service (FFS) method or through a managed care service delivery system.

1. **Supplemental Payment Programs.** Supplemental Payments are Medicaid payments that supplement base reimbursement and provide additional funding to selected providers, including hospitals. Payments may be made as lump sums or structured to support quality goals, graduate medical education, or providers that serve large numbers of uninsured or low-income patients, such as rural and safety-net providers.

A. Key Programs:

- 1) **Disproportionate Share Hospital (DSH):** These payments provide additional funding to hospitals that serve a large share of Medicaid and low-income patients. DSH payments help offset uncompensated care costs for Medicaid and uninsured patients and are capped at a hospital's allowable uncompensated costs. Eligible providers: Hospitals serving a high proportion of Medicaid or indigent patients.
- 2) **Uncompensated Care (UC):** This Program was initially created to support Texas's expansion of Medicaid managed care while preserving supplemental payments to hospitals. UC payments help reduce uncompensated costs for qualifying medical services provided to uninsured individuals under a provider's charity care policy and must meet the federal definition of "medical assistance." Eligible providers: Public and private hospitals, public ambulance providers, government dental providers, and physician practice groups.
- 3) **Graduate Medical Education (GME):** These supplemental payments support medical residency training at teaching hospitals, which face higher costs related to resident compensation, increased testing, and the care of more complex patients. Eligible providers: State-owned teaching hospitals and government-operated teaching hospitals.
- 4) **Hospital Augmented Reimbursement Program (HARP):** Provides Medicaid payments to hospitals for inpatient and

Texas HHSC Medicaid Supplemental and Directed Payment Programs

outpatient services provided to Texas Medicaid patients under the fee-for-service model, serving as a financial transition for former DSRIP providers and helping offset the cost of delivering Medicaid services.

- 5) ****Aligning Technology by Linking Interoperable Systems for Client Health Outcomes (ATLIS):** To enhance electronic health information exchange among Medicaid Managed Care Organizations (MCOs) to improve client health outcomes and advance alternative payment models.
- 6) ***Public Health Providers-Charity Care Program (PHP-CCP):** Reimburses qualifying providers for the cost of delivering certain health care services that are not reimbursed by another source. Health care services include behavioral health services, immunizations, public health services, and other preventative services. Eligible providers: Publicly owned and operated community mental health clinics, local behavioral health authorities or local mental health authorities, local health departments, and Public Health Districts.
- 7) ***Ambulance Services Supplemental Payment Program:** Program for publicly owned ground emergency ambulance providers participating in Medicaid fee-for-service that provides additional payments aligned with average commercial insurance rates for the same services.

2. **Directed Payment Programs.** State-guided Medicaid managed care spending to support delivery system reform and improved performance by requiring Medicaid managed care organizations to make certain payments to providers, either through capitation rate adjustments or separate payment arrangements.

A. Key Programs:

- 1) **Comprehensive Hospital Increase Reimbursement Program (CHIRP):** Provides enhanced Medicaid payments for inpatient and outpatient services delivered to STAR and STAR+PLUS enrollees. Eligible providers include: (1) hospital-based rural health clinics (RHCs), including non-state government-owned and private RHCs, and (2) free-standing RHCs.
- 2) **Network Access Improvement Program (NAIP):** Pass-through payment program aimed at strengthening access to effective primary care for Medicaid recipients by incentivizing health-related institutions and public hospitals to provide high-quality, coordinated, and continuous care.
- 3) **Rural Access to Primary and Preventive Services (RAPPS):** Provides incentives for rural health clinics (RHCs) to deliver primary and preventive care to STAR, STAR+PLUS, and STAR Kids

Texas HHSC Medicaid Supplemental and Directed Payment Programs

enrollees in rural areas of the state. Eligible providers include (1) hospital-based RHCs, including non-state government-owned and private RHCs, and (2) free-standing RHCs.

- 4) **The Texas Incentives for Physicians and Professional Services (TIPPS)**: Provides enhanced Medicaid payments for health care services delivered by eligible physician groups to STAR, STAR+PLUS, and STAR Kids enrollees. Eligible providers include: (1) health-related institution (HRI) physician groups; (2) physician groups affiliated with hospitals receiving indirect medical education (IME) funding; and (3) other physician groups.
- 5) ***The Directed Payment Program for Behavioral Health Services (DPP BHS)**: Enhances access to behavioral health services, care coordination, and care transitions for STAR, STAR+PLUS, and STAR Kids enrollees. Eligible providers include Community Mental Health Centers (CMHCs) and Local Behavioral Health Authorities (LBHAs) with Certified Community Behavioral Health Clinic (CCBHC) certification.
- 6) ***Quality Incentive Payment Program (QIPP)**: A performance-based payment program that incentivizes nursing facilities to improve care quality and foster innovation.

* NCHD does not participate in this Program.

** HHSC terminated this program for the state fiscal year 2026.

01/28/2026

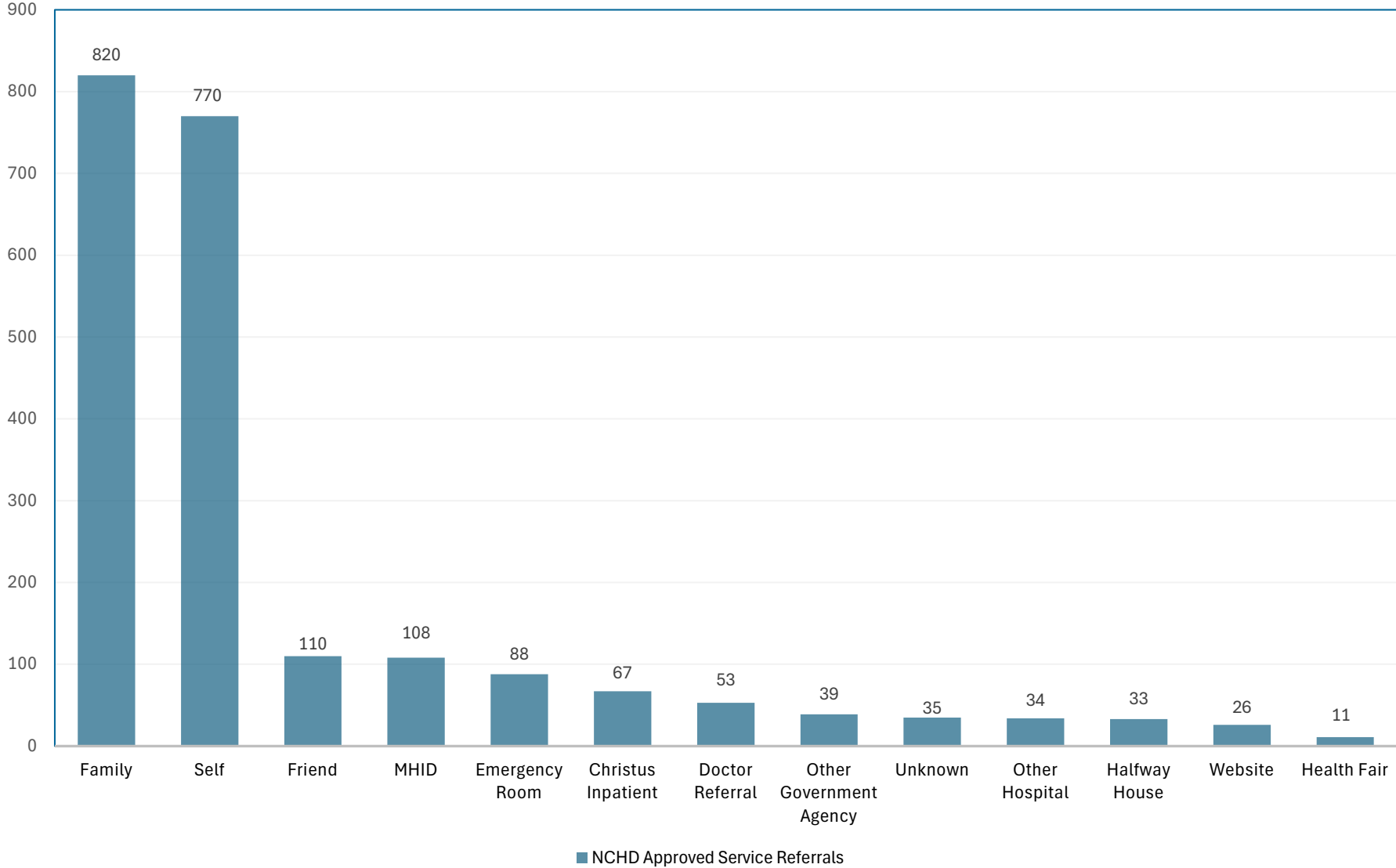
Nueces County Hospital District
 Medicaid Payment Programs/Directed Payment Programs
 Estimated Provider Payments & IGT History
 FY2012 to Present

Provider	DSRIP	UC	DSH	UHRIP	NAIP	CHIRP	TIPPS	GME	HARP	ATLIS	TOTALS	
Christus Spohn - Corpus Christi	393,023,597	660,298,209	271,742,566	54,617,146	174,962,325	154,656,045	3,631,000	11,231,560	29,660,912	280,728	1,754,104,087	41%
Christus Spohn Rural (Alice/Beeville/Kleberg)	48,398,858	236,198,894	0	14,571,054	0	32,524,241	0	0	855,522	822,463	333,371,034	8%
Corpus Christi Medical Center	121,850,134	194,737,114	0	47,168,955	0	196,406,090	0	9,201,795	13,805,248	18,480,851	601,650,186	14%
Driscoll Childrens Hospital	314,822,705	36,685,622	0	0	0	881,668,876	2,062,491	24,811,717	139,139,725	33,265,056	1,432,456,191	34%
Detar Hospital	24,949,804	47,723,156	0	15,076,184	0	0	0	0	0	0	87,749,145	2%
North Bay General Hospital	0	0	0	503,238	0	0	0	0	0	0	503,238	0%
South Texas Surgical Hospital	0	0	0	889,769	0	0	0	0	0	0	889,769	0%
Corpus Chrisit Rehab Hospital	0	0	0	286,797	0	0	0	0	0	173,631	460,428	0%
PAM Specialty Hospital	0	0	0	1,330	0	0	0	0	0	502,192	503,522	0%
PAM Rehab Hospital	0	0	0	141,201	0	1,429,773	0	0	0	639,691	2,210,665	0%
Zoom Rehabilitation Inc.	0	0	0	0	0	0	0	0	0	173,631	173,631	0%
Oceans Behavioral Hospital	0	0	0	0	0	43,294	0	0	0	0	43,294	0%
Nueces County Health Dept	21,809,410	0	0	0	0	0	0	0	0	0	21,809,410	1%
TOTALS	924,854,508	1,175,642,995	271,742,566	133,255,675	174,962,325	1,266,728,319	5,693,492	45,245,071	183,461,407	54,338,242	4,235,924,599	100%

* Estimated Receipts for Entities (IGT + FMAP), Subject to HHSC Review and Administrative Fees

IGT Source	DSRIP	UC	DSH	UHRIP	NAIP	CHIRP	TIPPS	GME	HARP	ATLIS	TOTALS
Nueces County Hospital District	338,074,018	381,700,143	96,250,465	58,389,165	69,007,279	160,387,066	0	12,201,652	67,546,715	13,743,862	1,197,300,365
Nueces LPPF	27,902,997	77,553,074	7,478,253	0	0	331,501,660	1,755,600	4,534,217	5,466,437	7,986,001	464,178,238
TOTALS	365,977,014	459,253,216	103,728,718	58,389,165	69,007,279	491,888,726	1,755,600	16,735,869	73,013,152	21,729,863	1,661,478,603

Nueces County Hospital District Enrollment Referral Source YTD 2026



Nueces County Hospital District													
Application Referral Sources Calendar Year 2026													
	JAN	FEB	MAR	APR	MAY	JUN	JUL	AUG	SEP	OCT	NOV	DEC	YTD 2026
Applications Approved	772	686	741										2199
Referral Source													
Family	296	261	263										820
Self	242	242	286										770
Friend	39	39	32										110
MHID	50	22	36										108
Emergency Room	34	32	22										88
Christus Inpatient	27	19	21										67
Doctor Referral	19	22	12										53
Other Government Agency *	16	8	15										39
Unknown	8	15	12										35
Other Hospital**	15	9	10										34
Halfway House	15	7	11										33
Website	6	4	16										26
Health Fair	3	4	4										11
Medicaid Office	1	2	1										4
TWC	1	0	0										1
MD Anderson	0	0	0										0
NAACP	0	0	0										0
Workmans Comp	0	0	0										0
*-Includes Nueces County Jail Referrals.													
**-Includes Non-Christus Hospitals.													

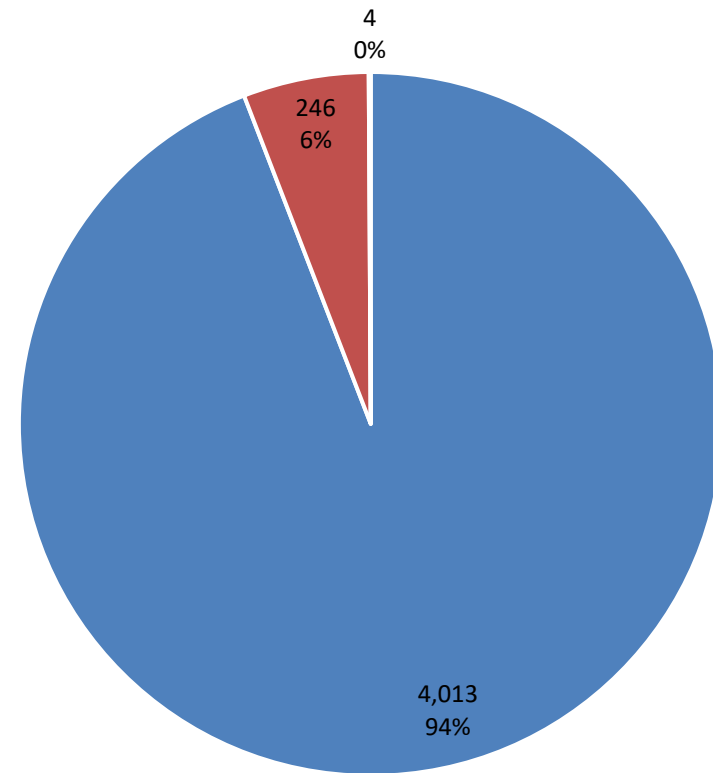
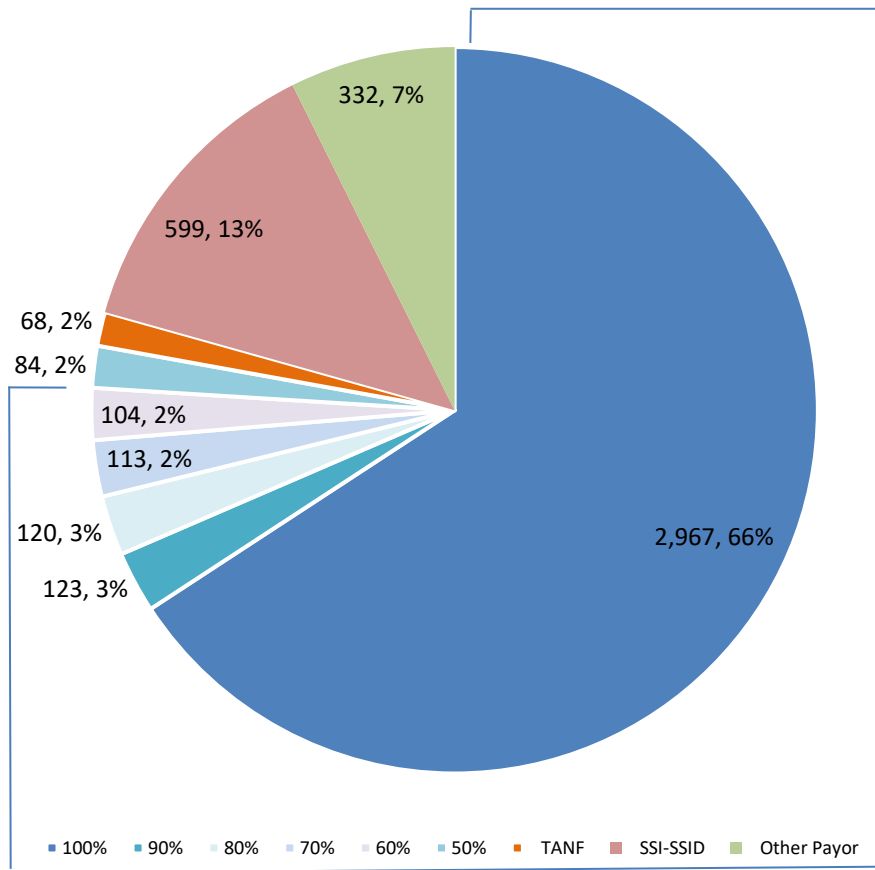
March 2026

Nueces Aid Program Enrollment

Total Enrolled: 4,510

Total recipients – Other Payer Coverage: 999

Total Households 4,263



- 1 Member Household
- 2 Member Household
- >=3 Member Household

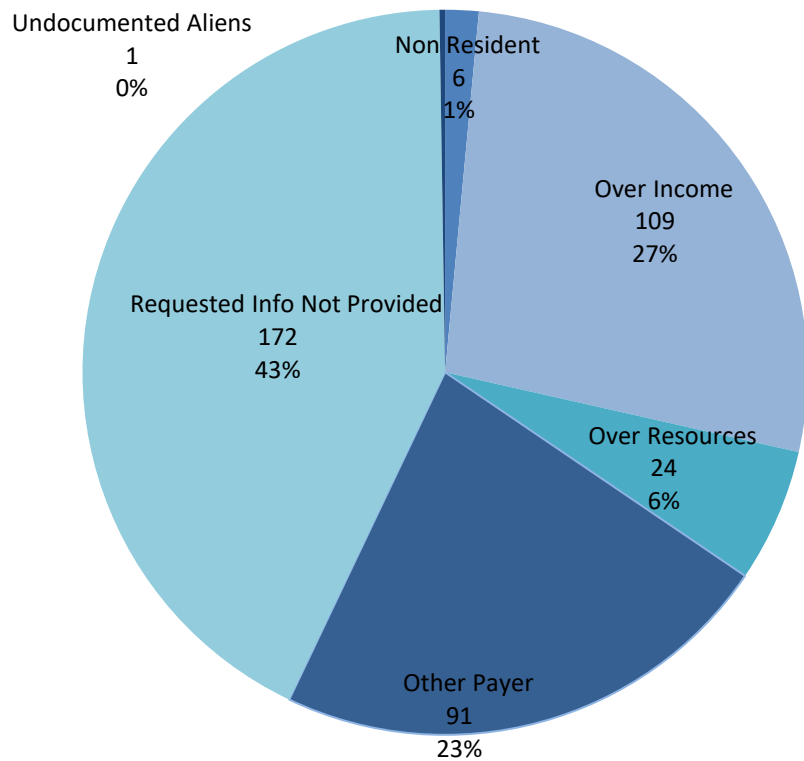
Nueces Aid Program Enrollment Summary Calendar Year 2026

	JAN	FEB	MAR	APR	MAY	JUN	JUL	AUG	SEP	OCT	NOV	DEC	YTD 2026 Average	Comments
TOTAL RECIPIENTS	4,521	4,512	4,510										4,514	
NUECES AID - All Service Levels														The percentage for each plan option is calculated by dividing the number for each option by the number of total recipients.
100%	2,926	2,948	2,967										2,947	
%	64.7%	65.3%	65.8%										65.3%	
90%	135	131	123										130	
%	3.0%	3%	3%										2.9%	
80%	114	117	120										117	
%	2.5%	2.6%	2.7%										2.6%	
70%	115	113	113										114	
%	2.5%	2.5%	2.5%										2.5%	
60%	88	93	104										95	
%	1.9%	2.1%	2.3%										2.1%	
50%	88	94	84										89	
%	1.9%	2.1%	1.9%										2.0%	
TANF	65	54	68										62	These individuals are eligible for NCHD assistance if denied assistance by other payer.
%	1.4%	1.2%	1.5%										1.4%	
SSI-SSID	657	631	599										629	
%	14.5%	14.0%	13.3%										13.9%	
Other Payor	333	331	332										332	
%	7.4%	7.3%	7.4%										7.4%	
TOTAL NUECES AID	4,521	4,512	4,510										4,514	
	100.0%	100.0%	100.0%										100.0%	
HOUSEHOLDS BY SIZE														
1 Member Household	4,048	4,032	4,013										4,031	The percentage for each size household is calculated by dividing the number of each member household by the total number of households.
%	94.4%	94.3%	94.1%										94.3%	
2 Member Household	234	237	246										239	
%	5.5%	5.5%	5.8%										5.6%	
>=3 Member Household	5	5	4										5	
%	0.1%	0.1%	0.1%										0.1%	
TOTAL HOUSEHOLDS	4,287	4,274	4,263										4,275	

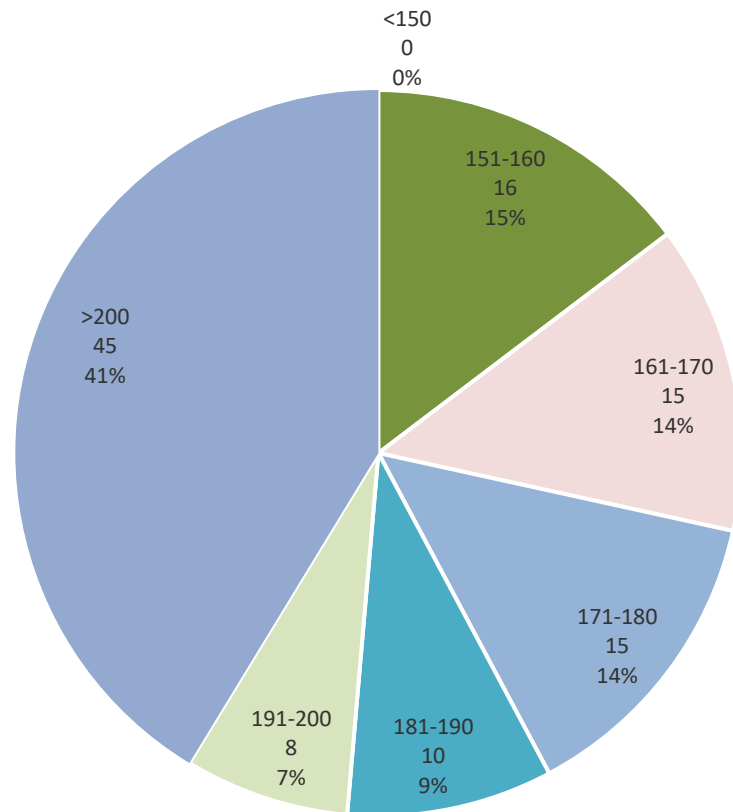
NUECES AID DENIALS

Calendar Year 2026: January - March

Denial Reasons



Comparison of Over Income Case to 2026 HHS Poverty Guidelines



**NCHD
Eligibility History**

2020	Jan	Feb	Mar	Apr	May	Jun	July	Aug	Sep	Oct	Nov	Dec	CY Total	Avg	
NCHD	4,963	4,955	4,903	4,731	5,132	4,698	4,198	3,660	3,260	3,604	3,752	3,868	51,724	4,310	-14%
Pend	1,268	1,243	1,218	1,141	1,187	1,106	1,043	968	861	899	923	945	12,802	1,067	-18%
Total	6,231	6,198	6,121	5,872	6,319	5,804	5,241	4,628	4,121	4,503	4,675	4,813	64,526	5,377	-15%
% of PY	95%	96%	96%	93%	101%	93%	83%	73%	65%	70%	75%	79%	85%	85%	
2021	Jan	Feb	Mar	Apr	May	Jun	July	Aug	Sep	Oct	Nov	Dec	CY Total	Avg	
NCHD	3,806	3,678	3,567	3,521	3,667	3,852	3,953	4,080	4,142	4,091	3,948	3,863	46,168	3,847	-11%
Pend	932	921	922	964	981	1,014	1,052	1,028	1,039	1,060	1,070	1,076	12,059	1,005	-6%
Total	4,738	4,599	4,489	4,485	4,648	4,866	5,005	5,108	5,181	5,151	5,018	4,939	58,227	4,852	-10%
% of PY	76%	74%	73%	76%	74%	84%	95%	110%	126%	114%	107%	103%	90%	90%	
2022	Jan	Feb	Mar	Apr	May	Jun	July	Aug	Sep	Oct	Nov	Dec	CY Total	Avg	
NCHD	3,781	3,711	3,738	3,755	3,805	3,869	3,910	3,945	4,042	3,987	3,884	3,785	46,212	3,851	0%
Pend	1,093	1,061	1,110	1,113	1,144	1,150	1,147	1,183	1,191	1,191	1,181	1,171	13,735	1,145	14%
Total	4,874	4,772	4,848	4,868	4,949	5,019	5,057	5,128	5,233	5,178	5,065	4,956	59,947	4,996	3%
% of PY	103%	104%	108%	109%	106%	103%	101%	100%	101%	101%	101%	100%	103%	103%	
2023	Jan	Feb	Mar	Apr	May	Jun	July	Aug	Sep	Oct	Nov	Dec	CY Total	Avg	
NCHD	3,767	3,186	3,727	3,611	3,614	3,599	3,565	3,548	3,566	3,598	3,613	3,545	42,939	3,578	-7%
Pend	1,145	1,677	1,148	1,157	1,173	1,161	1,177	1,181	1,183	1,185	1,186	1,166	14,539	1,212	6%
Total	4,912	4,863	4,875	4,768	4,787	4,760	4,742	4,729	4,749	4,783	4,799	4,711	57,478	4,790	-4%
% of PY	101%	102%	101%	98%	97%	95%	94%	92%	91%	92%	95%	95%	96%	96%	
2024	Jan	Feb	Mar	Apr	May	Jun	July	Aug	Sep	Oct	Nov	Dec	CY Total	Avg	
NCHD	3,523	3,573	3,563	3,596	3,605	3,597	3,643	3,650	3,629	3,646	3,546	3,464	43,035	3,586	0%
Pend	1,161	1,185	1,175	1,171	1,177	1,157	1,180	1,182	1,177	1,183	1,159	1,121	14,028	1,169	-4%
Total	4,684	4,758	4,738	4,767	4,782	4,754	4,823	4,832	4,806	4,829	4,705	4,585	57,063	4,755	-1%
% of PY	95%	98%	97%	100%	100%	100%	102%	102%	101%	101%	98%	97%	99%	99%	
2025	Jan	Feb	Mar	Apr	May	Jun	July	Aug	Sep	Oct	Nov	Dec	CY Total	Avg	
NCHD	3,494	3,407	3,380	3,397	3,375	3,424	3,461	3,463	3,489	3,526	3,459	3,435	41,310	3,443	-4%
Pend	1,113	1,106	1,129	1,147	1,140	1,141	1,135	1,103	1,100	1,098	1,049	1,048	13,309	1,109	-5%
Total	4,607	4,513	4,509	4,544	4,515	4,565	4,596	4,566	4,589	4,624	4,508	4,483	54,619	4,552	-4%
% of PY	98%	95%	95%	95%	94%	96%	95%	94%	95%	96%	96%	98%	96%	96%	
2026	Jan	Feb	Mar	Apr	May	Jun	July	Aug	Sep	Oct	Nov	Dec	CY Total	Avg	
NCHD	3,466	3,496	3,511										10,473	3,491	1%
Pend	1,055	1,016	999										3,070	1,023	-8%
Total	4,521	4,512	4,510	-	-	-	-	-	-	-	-	-	13,543	4,514	-1%
% of PY	98%	100%	100%	0%	0%	0%	0%	0%	0%	0%	0%	0%	25%	99%	



**Annual Comparative Enrollment Report
Calendar Year 2026**

Month	Enrollment		Increase/(Decrease)	
	2026	2025	%	Enrollees
Jan	4,521	4,607	-1.87%	-86
Feb	4,512	4,513	-0.02%	-1
Mar	4,510	4,509	0.02%	1
Apr				
May				
June				
Jul				
Aug				
Sep				
Oct				
Nov				
Dec				

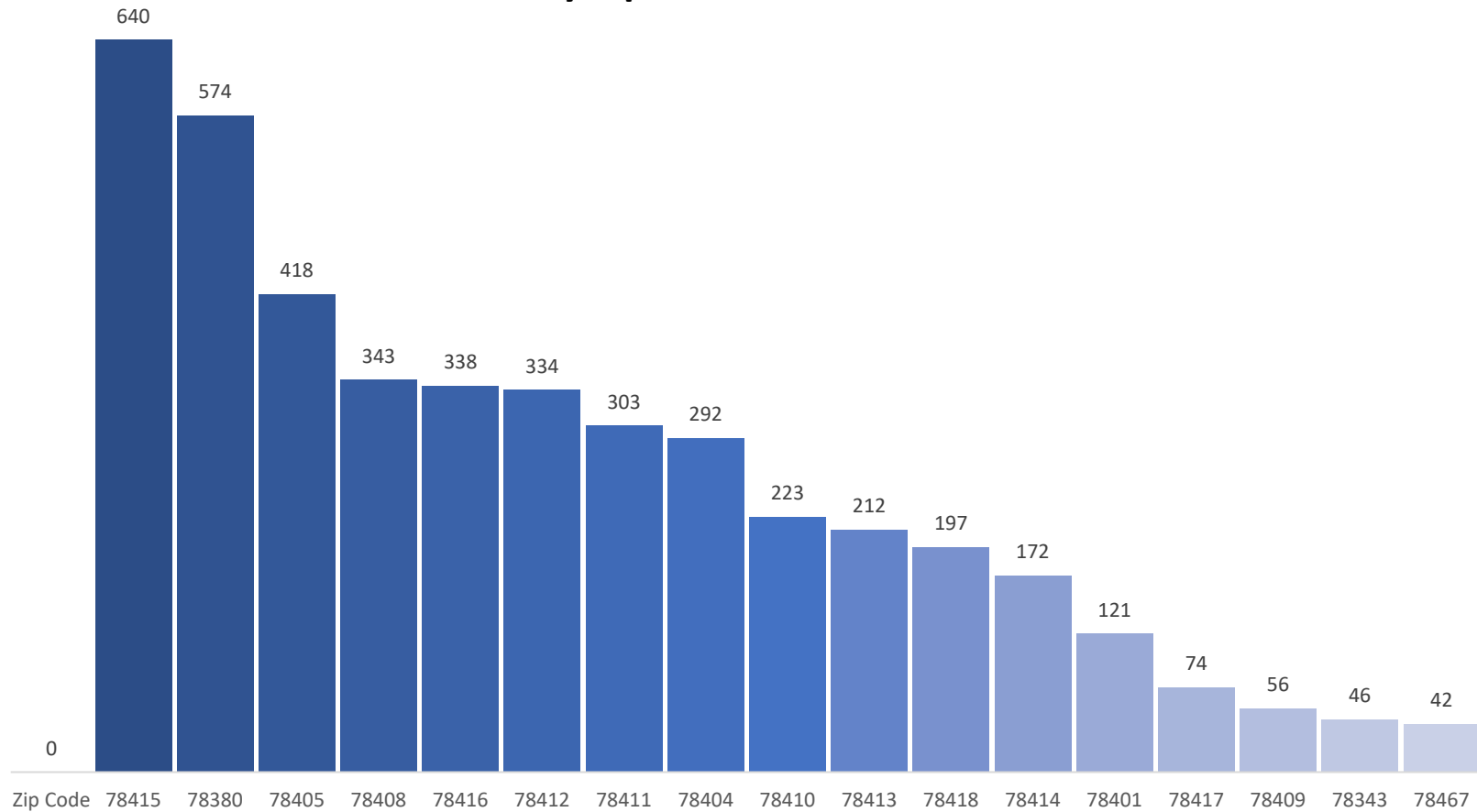
**Nueces Aid Program
Application Processing Summary Calendar Year 2026**

2026	JAN	FEB	MAR	APR	MAY	JUN	JUL	AUG	SEP	OCT	NOV	DEC	YTD	Comments
NCHD DENIALS - Reasons for Denials														
Non Resident	0	2	4										6	
%	0.0%	1.8%	2.7%										1.5%	
Over Income	40	27	42										109	
%	28.2%	23.7%	28.6%										27.0%	
Over Resources	7	7	10										24	
%	4.9%	6.1%	6.8%										6.0%	
Other Payer	35	30	26										91	
%	24.6%	26.3%	17.7%										22.6%	The percentage for each denial reason is calculated by dividing the number of individuals for each reason by the total number of individuals denied.
Requested Info Not Provided	60	48	64										172	
%	42.3%	42.1%	43.5%										42.7%	
Undocumented Aliens	0	0	1										1	
%	0.0%	0.0%	0.7%										0.2%	
TOTAL DENIALS	142	114	147	0	0	0	0	0	0	0	0	0	403	
HOUSEHOLDS BY SIZE - APPROVED														
1 Member Household	686	608	641										1,935	
%	94.0%	94.0%	92.8%										93.6%	The percentage for each size household is calculated by dividing the number of households in the category by the total number of approved households. Any households pending other payors are not included.
2 Member Household	43	39	50										132	
%	5.9%	6.0%	7.2%										6.4%	
3 or > Member Household	1	0	0										1	
%	0.1%	0.0%	0.0%										0.0%	
TOTAL HOUSEHOLDS APPROVED	730	647	691										2,068	
HOUSEHOLDS BY SIZE - DENIED														
1 Member Household	115	97	115										327	
%	88.5%	92%	86%										88.6%	The denial percentage for each size household is calculated by dividing the number for each household size by the total number of denied households. Any households pending other payors are not included.
2 Member Household	13	8	17										38	
%	10.0%	7.5%	12.8%										10.3%	
3 or > Member Household	2	1	1										4	
%	1.5%	0.9%	0.8%										1.1%	
TOTAL HOUSEHOLDS DENIED	130	106	133										369	



Nueces County Hospital District

Enrollment by Zipcode as of March 2026



**Nueces County Hospital District
Enrollment by Zip Code
As of 03/31/2026**

Zip Code	Description	Members	% to Total
78415	CC:FM 665 to CR 61 to County Line to Weber & Crosstown	640	14%
78380	Robstown	574	13%
78405	CC:19th to Port Ave to Agnes, includes HPG	418	9%
78408	CC:Hwy 358 to Lipan Between I-37 & Agnes	343	8%
78416	CC:Hwy 358 to Old Brownsville to Tarlton to Weber, includes Molina	338	7%
78412	CC:Airline to Hwy 358 to Ennis Joslin to Ocean Drive	334	7%
78411	CC:Ocean Drive to So Staples to Hwy 358 to Weber to Kostoryz	303	7%
78404	CC:Six Points	292	6%
78410	CC:Annville and Calallen	223	5%
78413	CC:Weber to Holly rd to So Staples to Oso Pkwy	212	5%
78418	CC:Flour Bluff	197	4%
78414	CC:So Staples to Holly Rd to Cayo Del Oso to Oso Creek	172	4%
78401	CC:Downtown and Cargo Docks	121	3%
78417	CC:Old Brownsville to Ayers to Saratoga	74	2%
78409	CC:Hwy 44 to Up River Rd to Rand Morgan E to Hwy 358	56	1%
78343	Bishop + FM 665 to CR 107 W to CR 57E	46	1%
78467	CC: Leopard St Between S. Staples and Sam Rankin	42	1%
	Subtotal	4,385	97%
	Total	4,510	

Nueces County Hospital District
Combined Balance Sheet - All Fund Types & Account Groups
 As of 03/31/2026
 (In Whole Numbers)

	General Fund	Special Revenue Fund	Trust Fund	General Fixed Assets	General Long Term Debt	TOTAL
Assets						
Cash & Cash Equivalents	108,977,143	48,938,458	17,200	0	0	157,932,800
Investments	5,955,025	18,448,916	0	0	0	24,403,941
Accrued Interest	0	152,748	52	0	0	152,800
Taxes Receivable, Net of Allowance	3,588,962	0	0	0	0	3,588,962
Other Receivables	0	0	0	0	0	0
Due from Other Funds	17,124	0	0	0	0	17,124
Prepaid Expenditures	163,057	0	0	0	0	163,057
Restricted Cash & Cash Equivalents - LPPF	43,523,427	0	0	0	0	43,523,427
Fixed Assets	0	0	0	14,243,366	0	14,243,366
Am't to be Provided for Retirement of LT Debt	0	0	0	0	45,322	45,322
Total Assets	162,224,738	67,540,122	17,252	14,243,366	45,322	244,070,799
Liabilities						
Accounts Payable	7,168,696	0	0	0	0	7,168,696
Accrued Payroll & Related Liabilities	394,771	0	0	0	0	394,771
Intergovernmental Transfer Obligations	43,523,427	0	0	0	0	43,523,427
Due to Other Funds	0	9,184	7,939	0	0	17,124
Deferred Revenue	3,588,962	0	0	0	0	3,588,962
Long Term Paid Time Off	0	0	0	0	45,322	45,322
Total Liabilities	54,675,856	9,184	7,939	0	45,322	54,738,301
Fund Equity						
Fund Balance	70,902,585	0	9,312	14,243,366	0	85,155,263
Committed to:						
Intergovernmental Transfers	36,646,297	0	0	0	0	36,646,297
Indigent Care	0	64,533,689	0	0	0	64,533,689
Opioid Abatement	0	2,995,205	0	0	0	2,995,205
Assigned to:						
County Health Care	0	2,044	0	0	0	2,044
Total Fund Equity	107,548,882	67,530,938	9,312	14,243,366	0	189,332,498
Total Liabilities & Fund Equity	162,224,738	67,540,122	17,252	14,243,366	45,322	244,070,799

Nueces County Hospital District
Statement of Revenues and Expenditures - All Governmental and Trust Funds
General Fund
From 3/1/2026 Through 3/31/2026
(In Whole Numbers)

	<u>Current Period Actual</u>	<u>Current Year Actual</u>
Revenues		
Taxes	831,897	40,420,632
Penalties & Interest - Taxes	91,469	217,693
Spohn Corporate Member Revenue	8,117,362	50,990,996
Investment Income	347,727	1,905,832
Other Income	237	913
Total Revenues	<u>9,388,693</u>	<u>93,536,066</u>
Current Expenditures		
Intergovernmental Transfers	644,267	67,778,261
Emergency Residency Support	237,292	1,423,750
County Healthcare Funding	1,098,595	6,093,449
Salaries	129,161	786,745
Benefits	57,005	391,489
Legal & Professional Fees	129,268	366,286
Purchased Services	103,932	832,351
Supplies & Materials	1,322	6,959
Rent & Leases	14,877	73,471
Repairs & Maintenance	0	1,247
Utilities	4,621	27,879
Insurance	2,638	15,828
Administrative & General	4,211	36,116
Capital Outlay	0	8,400
Total Current Expenditures	<u>2,427,188</u>	<u>77,842,231</u>
Excess of Revenues Over Expenditures Before Sources/Uses	<u>6,961,505</u>	<u>15,693,835</u>
Excess of Revenues Over Expenditures After Sources & Uses	<u>6,961,505</u>	<u>15,693,835</u>
Fund Balance, Beginning of Year		91,855,047
FUND BALANCE, END OF YEAR		<u><u>107,548,882</u></u>

Nueces County Hospital District
Statement of Revenues and Expenditures - All Governmental and Trust Funds
Special Revenue Fund
From 3/1/2026 Through 3/31/2026
(In Whole Numbers)

	Current Period Actual	Current Year Actual
Revenues		
Investment Income	223,222	1,347,688
Total Revenues	223,222	1,347,688
Current Expenditures		
Legal & Professional Fees	0	6,467
Total Current Expenditures	0	6,467
Excess of Revenues Over Expenditures Before Sources/Uses	223,222	1,341,222
Excess of Revenues Over Expenditures After Sources & Uses	223,222	1,341,222
Fund Balance, Beginning of Year		66,189,716
FUND BALANCE, END OF YEAR		67,530,938

Nueces County Hospital District
 Statement of Revenues and Expenditures - All Governmental and Trust Funds
 Trust Fund
 From 3/1/2026 Through 3/31/2026
 (In Whole Numbers)

	<u>Current Period Actual</u>	<u>Current Year Actual</u>
Revenues		
Investment Income	52	315
Total Revenues	<u>52</u>	<u>315</u>
Current Expenditures		
Benefits	1,034	6,343
Administrative & General	<u>7</u>	<u>45</u>
Total Current Expenditures	<u>1,041</u>	<u>6,389</u>
Excess of Revenues Over Expenditures Before Sources/Uses	<u>(989)</u>	<u>(6,073)</u>
Excess of Revenues Over Expenditures After Sources & Uses	<u>(989)</u>	<u>(6,073)</u>
Fund Balance, Beginning of Year		15,386
FUND BALANCE, END OF YEAR		<u><u>9,312</u></u>

Nueces County Hospital District
Statement of Revenues and Expenditures - Actual v. Budget
General Fund
From 3/1/2026 Through 3/31/2026
(In Whole Numbers)

UNAUDITED

	Current Period Actual	Current Period Budget	Current Period Budget Variance	Current Year Actual	YTD Budget	YTD Budget Variance
Revenues						
Taxes	831,897	685,666	146,231	40,420,632	39,380,719	1,039,913
Penalties & Interest - Taxes	91,469	28,612	62,857	217,693	193,155	24,538
Spohn Corporate Member Revenue	8,117,362	7,933,333	184,029	50,990,996	47,600,002	3,390,994
Investment Income	347,727	100,487	247,240	1,905,832	560,931	1,344,901
Other Income	237	0	237	913	0	913
Total Revenues	<u>9,388,693</u>	<u>8,748,098</u>	<u>640,595</u>	<u>93,536,066</u>	<u>87,734,807</u>	<u>5,801,259</u>
Current Expenditures						
Intergovernmental Transfers	644,267	644,427	160	67,778,261	76,992,463	9,214,202
Emergency Residency Support	237,292	237,292	0	1,423,750	1,423,752	2
County Healthcare Funding	1,098,595	1,174,596	76,001	6,093,449	7,459,329	1,365,880
Salaries	129,161	171,962	42,801	786,745	1,169,283	382,538
Benefits	57,005	88,744	31,739	391,489	570,696	179,207
Legal & Professional Fees	129,268	74,292	(54,976)	366,286	445,756	79,470
Purchased Services	103,932	115,230	11,298	832,351	902,553	70,202
Supplies & Materials	1,322	2,166	844	6,959	13,008	6,049
Rent & Leases	14,877	13,250	(1,627)	73,471	79,504	6,033
Repairs & Maintenance	0	1,167	1,167	1,247	7,006	5,759
Utilities	4,621	8,533	3,912	27,879	51,206	23,327
Insurance	2,638	4,042	1,404	15,828	24,256	8,428
Administrative & General	4,211	18,833	14,622	36,116	113,018	76,902
Capital Outlay	0	0	0	8,400	210,000	201,600
Extraordinary	0	417	417	0	2,502	2,502
Total Current Expenditures	<u>2,427,188</u>	<u>2,554,951</u>	<u>127,763</u>	<u>77,842,231</u>	<u>89,464,332</u>	<u>11,622,101</u>
Excess of Revenues Over Expenditures Before Sources/Uses	<u>6,961,505</u>	<u>6,193,147</u>	<u>768,358</u>	<u>15,693,835</u>	<u>(1,729,525)</u>	<u>17,423,360</u>
Excess of Revenues Over Expenditures After Sources & Uses	<u>6,961,505</u>	<u>6,193,147</u>	<u>768,358</u>	<u>15,693,835</u>	<u>(1,729,525)</u>	<u>17,423,360</u>
Fund Balance, Beginning of Year				91,855,047	0	91,855,047
FUND BALANCE, END OF YEAR				<u>107,548,882</u>	<u>(1,729,525)</u>	<u>109,278,407</u>

Nueces County Hospital District
Statement of Revenues and Expenditures - Actual v. Budget
Tobacco Settlement Fund
From 3/1/2026 Through 3/31/2026
(In Whole Numbers)

UNAUDITED

	Current Period Actual	Current Period Budget	Current Period Budget Variance	Current Year Actual	YTD Budget	YTD Budget Variance
Revenues						
Investment Income	6	0	6	39	0	39
Total Revenues	6	0	6	39	0	39
Excess of Revenues Over Expenditures Before Sources/Uses	6	0	6	39	0	39
Excess of Revenues Over Expenditures After Sources & Uses	6	0	6	39	0	39
Fund Balance, Beginning of Year				2,005	0	2,005
FUND BALANCE, END OF YEAR				2,044	0	2,044

Nueces County Hospital District
Statement of Revenues and Expenditures - Actual v. Budget
Opioid Settlement Fund
From 3/1/2026 Through 3/31/2026
(In Whole Numbers)

UNAUDITED

	Current Period Actual	Current Period Budget	Current Period Budget Variance	Current Year Actual	YTD Budget	YTD Budget Variance
Revenues						
Investment Income	9,313	2,924	6,389	56,692	19,359	37,333
Total Revenues	9,313	2,924	6,389	56,692	19,359	37,333
Current Expenditures						
Purchased Services	0	100,000	100,000	0	600,000	600,000
Total Current Expenditures	0	100,000	100,000	0	600,000	600,000
Excess of Revenues Over Expenditures Before Sources/Uses	9,313	(97,076)	106,389	56,692	(580,641)	637,333
Excess of Revenues Over Expenditures After Sources & Uses	9,313	(97,076)	106,389	56,692	(580,641)	637,333
Fund Balance, Beginning of Year				2,938,513	0	2,938,513
FUND BALANCE, END OF YEAR				2,995,205	(580,641)	3,575,846

Nueces County Hospital District
Statement of Revenues and Expenditures - Actual v. Budget
Indigent Care Fund
From 3/1/2026 Through 3/31/2026
(In Whole Numbers)

UNAUDITED

	Current Period Actual	Current Period Budget	Current Period Budget Variance	Current Year Actual	YTD Budget	YTD Budget Variance
Revenues						
Investment Income	213,903	78,561	135,342	1,290,958	469,952	821,006
Total Revenues	213,903	78,561	135,342	1,290,958	469,952	821,006
Current Expenditures						
Legal & Professional Fees	0	3,000	3,000	6,467	18,000	11,533
Total Current Expenditures	0	3,000	3,000	6,467	18,000	11,533
Excess of Revenues Over Expenditures Before Sources/Uses	213,903	75,561	138,342	1,284,491	451,952	832,539
Excess of Revenues Over Expenditures After Sources & Uses	213,903	75,561	138,342	1,284,491	451,952	832,539
Fund Balance, Beginning of Year				63,249,198	0	63,249,198
FUND BALANCE, END OF YEAR				64,533,689	451,952	64,081,737

Sec. 2256.023. INTERNAL MANAGEMENT REPORTS. (a) Not less than quarterly, the investment officer shall prepare and submit to the governing body of the entity a written report of investment transactions for all funds covered by this chapter for the preceding reporting period.

(b) The report must:

(1) describe in detail the investment position of the entity on the date of the report;

(2) be prepared jointly by all investment officers of the entity;

(3) be signed by each investment officer of the entity;

(4) contain a summary statement of each pooled fund group that states the:

(A) beginning market value for the reporting period;

(B) ending market value for the period; and

(C) fully accrued interest for the reporting period;

(5) state the book value and market value of each separately invested asset at the end of the reporting period by the type of asset and fund type invested;

(6) state the maturity date of each separately invested asset that has a maturity date;

(7) state the account or fund or pooled group fund in the state agency or local government for which each individual investment was acquired; and

(8) state the compliance of the investment portfolio of the state agency or local government as it relates to:

(A) the investment strategy expressed in the agency's or local government's investment policy; and

(B) relevant provisions of this chapter.

(c) The report shall be presented not less than quarterly to the governing body and the chief executive officer of the entity within a reasonable time after the end of the period.

(d) If an entity invests in other than money market mutual funds, investment pools or accounts offered by its depository bank

in the form of certificates of deposit, or money market accounts or similar accounts, the reports prepared by the investment officers under this section shall be formally reviewed at least annually by an independent auditor, and the result of the review shall be reported to the governing body by that auditor.

Added by Acts 1995, 74th Leg., ch. 402, Sec. 1, eff. Sept. 1, 1995.

Amended by Acts 1997, 75th Leg., ch. 1421, Sec. 12, eff. Sept. 1, 1997.

Amended by:

Acts 2011, 82nd Leg., R.S., Ch. 1004 (H.B. 2226), Sec. 9, eff. June 17, 2011.

Sec. 2256.024. SUBCHAPTER CUMULATIVE. (a) The authority granted by this subchapter is in addition to that granted by other law. Except as provided by Subsection (b) and Section 2256.017, this subchapter does not:

(1) prohibit an investment specifically authorized by other law; or

(2) authorize an investment specifically prohibited by other law.

(b) Except with respect to those investing entities described in Subsection (c), a security described in Section 2256.009(b) is not an authorized investment for a state agency, a local government, or another investing entity, notwithstanding any other provision of this chapter or other law to the contrary.

(c) Mortgage pass-through certificates and individual mortgage loans that may constitute an investment described in Section 2256.009(b) are authorized investments with respect to the housing bond programs operated by:

(1) the Texas Department of Housing and Community Affairs or a nonprofit corporation created to act on its behalf;

(2) an entity created under Chapter 392, Local Government Code; or

(3) an entity created under Chapter 394, Local Government Code.

Added by Acts 1995, 74th Leg., ch. 402, Sec. 1, eff. Sept. 1, 1995.

Amended by:

NUECES CNTY HOSPITAL DISTRICT

Quarterly Investment Report

AS OF MARCH 31, 2026

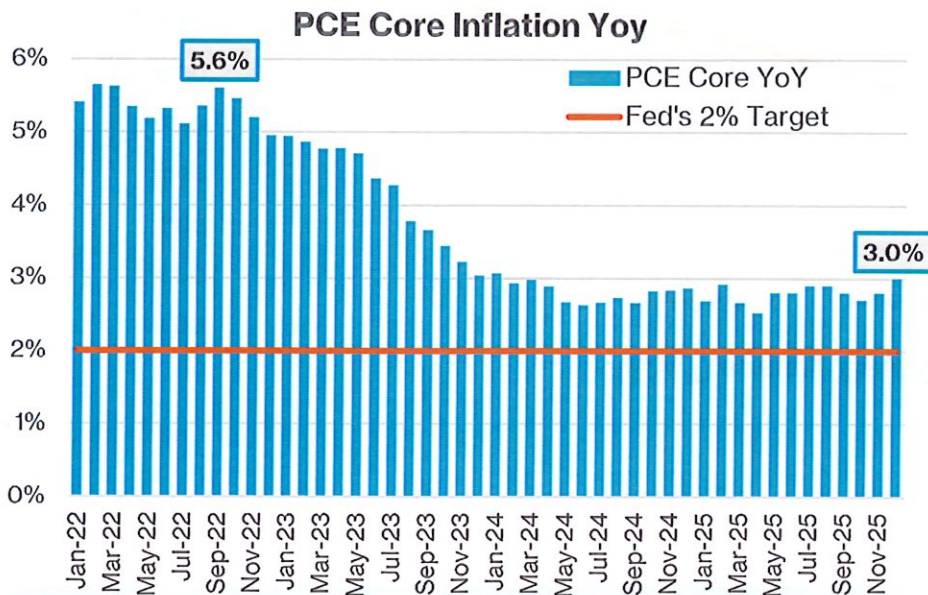
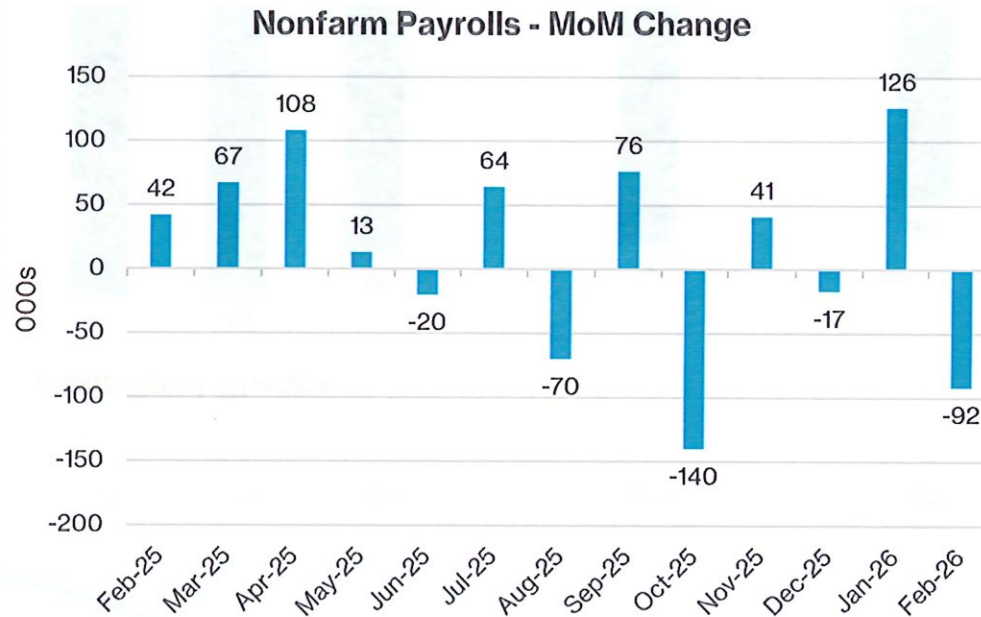


M E E D E R

PUBLIC FUNDS

- Monthly nonfarm payrolls have alternated between negative and positive the past nine months.
- This is the highest string of consecutively contrasting job data on record.
- Many analysts and economists have stated we are experiencing a “no hire, no fire” job market.

SOURCE: BLOOMBERG,



- The Consumer Price Index's YoY rate of change has slowed materially since the COVID year highs.
- The five-year cumulative change is up over 26%, which is well above a rolling 5-year average.
- U.S. consumers say their greatest financial concern right now is affordability, due to the accumulated inflation since the pandemic.

SOURCE: BLOOMBERG, *2026 YOY THROUGH FEB



Compliance Certification

The undersigned acknowledge they have reviewed this quarterly investment report for the period ending March 31, 2026. Officials designated as investment officers by this entity's Investment Policy attest that all investments comply with the Texas Public Funds Investment Act and this entity's Investment Policy.

A handwritten signature in black ink that reads "Jonny H. Hipp".

Jonny Hipp, Administrator & CEO

A handwritten signature in blue ink that reads "Belinda Espinoza".

Belinda Espinoza, Assistant Administrator

A handwritten signature in blue ink that reads "Donna Littlefield".

Donna Littlefield, Director of Accounting/Finance



Portfolio Statistics

3.77

Weighted Average Yield to Maturity

0.09

Weighted Average Maturity (Years)

0.06

Portfolio Effective Duration (Years)

0.08

Weighted Average Life (Years)

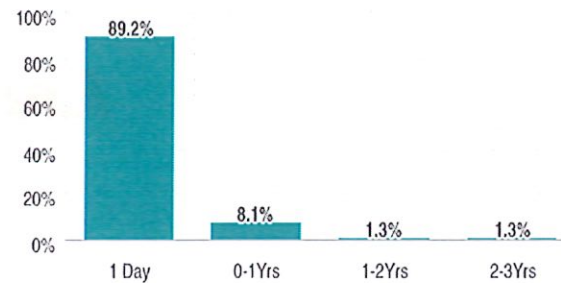
AA+

Average Credit Rating

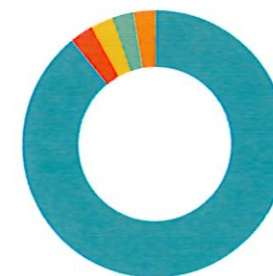
Portfolio Position

Par Value	\$225,895,927
Principal Cost	\$225,499,470
Book Value	\$225,766,257
Market Value	\$225,779,827
Unrealized Gain/Loss	\$13,570
Accrued Interest	\$152,800

Maturity Distribution



Sector Allocation



● LGIP	89.12%
● Municipal Bonds	2.85%
● U.S. Treasuries	2.67%
● Commercial Paper	2.63%
● U.S. Agencies	2.63%
● Bank Deposits	0.10%
● Money Market Funds	0.01%

Quarterly Portfolio Summary By Fund

PORTFOLIO MARKET VALUE BY FUND	12/31/2025	03/31/2026	CHANGE	INTEREST EARNED
GENERAL	96,689,239.03	114,908,637.17	18,219,398.14	933,818.81
INDIGENT CARE	63,657,943.39	64,333,314.85	675,371.46	625,559.02
OPIOID SETTLEMENT FUND	2,968,133.15	2,995,205.01	27,071.86	27,071.86
RESTRICTED CASH	46,889,995.07	43,523,426.60	-3,366,568.47	405,771.77
TOBACCO SETTLEMENT	2,025.18	2,043.67	18.49	18.49
TRUST-EMPLOYEE HEALTH BENEFITS	17,068.50	17,199.66	131.16	151.01
TOTAL	210,224,404.32	225,779,826.96	15,555,422.64	1,992,390.96

Summary by Type

SECURITY TYPE	# OF SECURITIES	PAR VALUE	BOOK VALUE	% OF PORTFOLIO	YIELD	DAYS TO FINAL MATURITY
GENERAL						
Bank Deposits	2	214,367.20	214,367.20	0.09	1.50	1
LGIP	2	108,762,475.57	108,762,475.57	48.14	3.68	1
Commercial Paper	2	6,000,000.00	5,949,170.83	2.63	4.15	78
TOTAL	6	114,976,842.77	114,926,013.60	50.89	3.70	5
INDIGENT CARE						
LGIP	3	45,941,209.29	45,941,209.29	20.33	3.74	1
U.S. Treasuries	2	6,000,000.00	5,995,765.35	2.69	4.16	458
U.S. Agencies	2	6,000,000.00	5,936,055.00	2.64	3.95	550
Municipal Bonds	2	6,440,000.00	6,429,339.01	2.88	5.19	176
TOTAL	9	64,381,209.29	64,302,368.65	28.49	3.95	112
OPIOID SETTLEMENT FUND						
LGIP	1	2,995,205.01	2,995,205.01	1.33	3.68	1
TOTAL	1	2,995,205.01	2,995,205.01	1.33	3.68	1
RESTRICTED CASH						
Bank Deposits	1	5,042.58	5,042.58	0.00	1.50	1
LGIP	1	43,518,384.02	43,518,384.02	19.26	3.68	1
TOTAL	2	43,523,426.60	43,523,426.60	19.28	3.68	1
TOBACCO SETTLEMENT						
LGIP	1	2,043.67	2,043.67	0.00	3.68	1
TOTAL	1	2,043.67	2,043.67	0.00	3.68	1
TRUST-EMPLOYEE HEALTH BENEFITS						
Money Market Funds	1	17,199.66	17,199.66	0.01	3.54	1
TOTAL	1	17,199.66	17,199.66	0.01	3.54	1

Position Statement

CUSIP	DESCRIPTION	TRADE DATE SETTLE DATE	PAR VALUE	PRINCIPAL COST PURCHASED INTEREST	TOTAL COST	YIELD TO MATURITY	MATURITY DATE	DAYS TO MATURITY	MARKET PRICE MARKET VALUE	UNREALIZED GAIN/LOSS BOOK VALUE	% OF MV	MOODY'S S&P RATING
GENERAL												
BANK DEPOSITS												
664027221	Frost Bank Public Fund Checking Account	03/31/2026 03/31/2026	5,286.34	5,286.34 0.00	5,286.34	1.50		1	1.00 5,286.34	0.00 5,286.34	0.00	NA NA
664053079	Frost Bank Public Fund Checking Account	03/31/2026 03/31/2026	209,080.86	209,080.86 0.00	209,080.86	1.50		1	1.00 209,080.86	0.00 209,080.86	0.09	NA NA
BANK DEPOSITS TOTAL			214,367.20	214,367.20 0.00	214,367.20	1.50		1	1.00 214,367.20	0.00 214,367.20	0.09	NA
LGIP												
TEXPOOL	TexPool	03/31/2026 03/31/2026	72,116,178.32	72,116,178.32 0.00	72,116,178.32	3.68		1	1.00 72,116,178.32	0.00 72,116,178.32	31.94	AAA
TXPOOL	TEXPOOL	03/31/2026 03/31/2026	36,646,297.25	36,646,297.25 0.00	36,646,297.25	3.68		1	1.00 36,646,297.25	0.00 36,646,297.25	16.23	NA
LGIP TOTAL			108,762,475.57	108,762,475.57 0.00	108,762,475.57	3.68		1	1.00 108,762,475.57	0.00 108,762,475.57	48.17	AAA
COMMERCIAL PAPER												
06743VES5	BARCLAYS CPITAL 05/26/26	07/24/2025 07/24/2025	3,000,000.00	2,891,625.00 0.00	2,891,625.00	4.41	05/26/2026	56	99.07 2,972,230.50	(8,290.33) 2,980,520.83	1.32	NA A-1
55607LG99	MACQUARIE BNK 07/09/26	12/12/2025 12/12/2025	3,000,000.00	2,933,816.67 0.00	2,933,816.67	3.89	07/09/2026	100	98.65 2,959,563.90	(9,086.10) 2,968,650.00	1.31	P-1 A-1
COMMERCIAL PA- PER TOTAL			6,000,000.00	5,825,441.67 0.00	5,825,441.67	4.15		78	98.86 5,931,794.40	(17,376.43) 5,949,170.83	2.63	A-1
GENERAL TOTAL			114,976,842.77	114,802,284.44 0.00	114,802,284.44	3.70		5	114,908,637.17	(17,376.43) 114,926,013.60	50.89	AA+

INDIGENT CARE

LGIP												
LOGIC	LOGIC	03/31/2026 03/31/2026	26,978,195.54	26,978,195.54 0.00	26,978,195.54	3.80		1	1.00 26,978,195.54	0.00 26,978,195.54	11.95	AAA
TEXSTAR	TexSTAR	03/31/2026 03/31/2026	13,489,493.36	13,489,493.36 0.00	13,489,493.36	3.66		1	1.00 13,489,493.36	0.00 13,489,493.36	5.97	AAA
TEXPOOL	TexPool	03/31/2026 03/31/2026	5,473,520.39	5,473,520.39 0.00	5,473,520.39	3.68		1	1.00 5,473,520.39	0.00 5,473,520.39	2.42	AAA
LGIP TOTAL			45,941,209.29	45,941,209.29 0.00	45,941,209.29	3.74		1	1.00 45,941,209.29	0.00 45,941,209.29	20.35	AAA

U.S. TREASURIES

91282CKA8	US TREASURY 4.125 02/15/27	02/26/2025 02/26/2025	3,000,000.00	3,001,875.00 0.00	3,001,875.00	4.09	02/15/2027	321	100.31 3,009,257.82	8,423.33 3,000,834.49	1.33	Aa1 AA+
-----------	-------------------------------	--------------------------	--------------	----------------------	--------------	------	------------	-----	------------------------	--------------------------	------	------------

Position Statement

CUSIP	DESCRIPTION	TRADE DATE SETTLE DATE	PAR VALUE	PRINCIPAL COST PURCHASED INTEREST	TOTAL COST	YIELD TO MATURITY	MATURITY DATE	DAYS TO MATURITY	MARKET PRICE MARKET VALUE	UNREALIZED GAIN/LOSS BOOK VALUE	% OF MV	MOODY'S S&P RATING
LGIP												
TEXPOOL	TexPool	03/31/2026 03/31/2026	43,518,384.02	43,518,384.02 0.00	43,518,384.02	3.68		1	1.00 43,518,384.02	0.00 43,518,384.02	19.27	AAA
LGIP TOTAL			43,518,384.02	43,518,384.02 0.00	43,518,384.02	3.68		1	1.00 43,518,384.02	0.00 43,518,384.02	19.27	AAA
RESTRICTED CASH TOTAL			43,523,426.60	43,523,426.60 0.00	43,523,426.60	3.68		1	43,523,426.60	0.00 43,523,426.60	19.28	AAA
TOBACCO SETTLEMENT												
LGIP												
TEXPOOL	TexPool	03/31/2026 03/31/2026	2,043.67	2,043.67 0.00	2,043.67	3.68		1	1.00 2,043.67	0.00 2,043.67	0.00	AAA
LGIP TOTAL			2,043.67	2,043.67 0.00	2,043.67	3.68		1	1.00 2,043.67	0.00 2,043.67	0.00	AAA
TOBACCO SETTLEMENT TOTAL			2,043.67	2,043.67 0.00	2,043.67	3.68		1	2,043.67	0.00 2,043.67	0.00	AAA
TRUST-EMPLOYEE HEALTH BENEFITS												
MONEY MARKET FUNDS												
825252406	INVESCO TREA- SURY;INST	03/31/2026 03/31/2026	17,199.66	17,199.66 0.00	17,199.66	3.54		1	1.00 17,199.66	0.00 17,199.66	0.01	Aaa AAA
MONEY MARKET FUNDS TOTAL			17,199.66	17,199.66 0.00	17,199.66	3.54		1	1.00 17,199.66	0.00 17,199.66	0.01	AAA
TRUST-EMPLOYEE HEALTH BENEFITS TOTAL			17,199.66	17,199.66 0.00	17,199.66	3.54		1	17,199.66	0.00 17,199.66	0.01	AAA
GRAND TOTAL			225,895,927.00	225,499,469.70 0.00	225,499,469.70	3.77		35	225,779,826.96	13,569.76 225,766,257.20	100.00	AA+

Accrued Interest Schedule

IDENTIFIER	DESCRIPTION	SETTLE DATE	PAR VALUE	PRINCIPAL COST	BEGINNING ACCRUED INTEREST	PURCHASED INTEREST	CURRENT PERIOD ACCRUAL	INTEREST RECEIVED	ENDING ACCRUED INTEREST
GENERAL									
06743VES5	BARCLAYS CAPITAL 05/26/26	2025-07-24	3,000,000.00	2,891,625.00	0.00	0.00	0.00	0.00	0.00
664053079	Frost Bank Public Fund Checking Account	2026-03-31	209,080.86	209,080.86	0.00	0.00	1,629.75	1,629.75	0.00
664027221	Frost Bank Public Fund Checking Account	2026-03-31	5,286.34	5,286.34	0.00	0.00	40.25	40.25	0.00
55607LG99	MACQUARIE BNK 07/09/26	2025-12-12	3,000,000.00	2,933,816.67	0.00	0.00	0.00	0.00	0.00
TXPOOL	TEXPOOL	2026-03-31	36,646,297.25	36,646,297.25	0.00	0.00	111,682.47	111,682.47	0.00
TEXPOOL	TexPool	2026-03-31	72,116,178.32	72,116,178.32	0.00	0.00	760,091.34	760,091.34	0.00
TOTAL			114,976,842.77	114,802,284.44	0.00	0.00	873,443.81	873,443.81	0.00

INDIGENT CARE									
016249FQ2	ALIEF TEX INDPT SCH DIST 5.200 02/15/27 '25	2023-11-08	2,365,000.00	2,364,858.10	46,459.11	0.00	30,745.00	61,490.00	15,714.11
3133EMKS0	FED FARM CR BNKS 0.530 12/16/26	2025-12-11	3,000,000.00	2,908,650.00	662.50	0.00	3,975.00	0.00	4,637.50
3133ETPN1	FED FARM CR BNKS 4.280 07/10/28 '26	2025-07-24	3,000,000.00	3,000,000.00	60,990.00	0.00	32,100.00	64,200.00	28,890.00
LOGIC	LOGIC	2026-03-31	26,978,195.54	26,978,195.54	0.00	0.00	252,475.12	252,475.12	0.00
592041WJ2	MET GOVT NASHVILLE & DAVIDS 4.053 07/01/26 '26	2023-08-11	4,075,000.00	3,951,975.75	82,579.88	0.00	41,289.94	82,579.88	41,289.94
TEXPOOL	TexPool	2026-03-31	5,473,520.39	5,473,520.39	0.00	0.00	48,887.01	48,887.01	0.00
TEXSTAR	TexSTAR	2026-03-31	13,489,493.36	13,489,493.36	0.00	0.00	121,532.76	121,532.76	0.00
91282CKA8	US TREASURY 4.125 02/15/27	2025-02-26	3,000,000.00	3,001,875.00	46,742.53	0.00	30,515.76	61,875.00	15,383.29
91282CLX7	US TREASURY 4.125 11/15/27	2024-11-27	3,000,000.00	2,990,742.19	16,066.99	0.00	30,766.57	0.00	46,833.56
TOTAL			64,381,209.29	64,159,310.32	253,501.00	0.00	592,287.17	693,039.77	152,748.40

OPIOID SETTLEMENT FUND									
TEXPOOL	TexPool	2026-03-31	2,995,205.01	2,995,205.01	0.00	0.00	27,071.86	27,071.86	0.00
TOTAL			2,995,205.01	2,995,205.01	0.00	0.00	27,071.86	27,071.86	0.00

RESTRICTED CASH									
664043316	Frost Bank Public Fund Checking Account	2026-03-31	5,042.58	5,042.58	0.00	0.00	42.58	42.58	0.00
TEXPOOL	TexPool	2026-03-31	43,518,384.02	43,518,384.02	0.00	0.00	405,729.19	405,729.19	0.00

Earnings by Fund

CUSIP	DESCRIPTION	ENDING PAR VALUE	BEGINNING BOOK VALUE	ENDING BOOK VALUE	FINAL MATURITY	COUPON RATE	YIELD	INTEREST EARNED	NET AMORTIZATION/ ACCRETION INCOME	NET REALIZED GAIN/LOSS	ADJUSTED INTEREST EARNINGS
GENERAL											
06743VES5	BARCLAYS CPITAL 05/26/26	3,000,000.00	2,948,645.83	2,980,520.83	05/26/2026	0.00	4.41	0.00	31,875.00	0.00	31,875.00
55607LG99	MACQUARIE BNK 07/09/26	3,000,000.00	2,940,150.00	2,968,650.00	07/09/2026	0.00	3.89	0.00	28,500.00	0.00	28,500.00
664027221	Frost Bank Public Fund Checking Account	5,286.34	5,246.09	5,286.34	03/31/2026	3.83	1.50	40.25	0.00	0.00	40.25
664053079	Frost Bank Public Fund Checking Account	209,080.86	127,081.51	209,080.86	03/31/2026	3.83	1.50	1,629.75	0.00	0.00	1,629.75
TEXPOOL	TexPool	72,116,178.32	71,318,739.20	72,116,178.32	03/31/2026	5.34	3.68	760,091.34	0.00	0.00	760,091.34
TXPOOL	TEXPOOL	36,646,297.25	19,344,297.23	36,646,297.25	03/31/2026	5.32	3.68	111,682.47	0.00	0.00	111,682.47
TOTAL		114,976,842.77	96,684,159.87	114,926,013.60		5.05	3.70	873,443.81	60,375.00	0.00	933,818.81

INDIGENT CARE											
016249FQ2	ALIEF TEX INDPT SCH DIST 5.200 02/15/27 '25	2,365,000.00	2,364,951.31	2,364,962.00	02/15/2027	5.20	5.20	30,745.00	10.69	0.00	30,755.69
3133EMKS0	FED FARM CR BNKS 0.530 12/16/26	3,000,000.00	2,913,834.73	2,936,055.00	12/16/2026	0.53	3.62	3,975.00	22,220.27	0.00	26,195.27
3133ETPN1	FED FARM CR BNKS 4.280 07/10/28 '26	3,000,000.00	3,000,000.00	3,000,000.00	07/10/2028	4.28	4.28	32,100.00	0.00	0.00	32,100.00
592041WJ2	MET GOVT NASHVILLE & DAVIDS 4.053 07/01/26 '26	4,075,000.00	4,053,870.77	4,064,377.02	07/01/2026	4.05	5.19	41,289.94	10,506.25	0.00	51,796.19
91282CKA8	US TREASURY 4.125 02/15/27	3,000,000.00	3,001,069.19	3,000,834.49	02/15/2027	4.13	4.09	30,515.76	(234.70)	0.00	30,281.06
91282CLX7	US TREASURY 4.125 11/15/27	3,000,000.00	2,994,161.51	2,994,930.86	11/15/2027	4.13	4.24	30,766.57	769.35	0.00	31,535.92
LOGIC	LOGIC	26,978,195.54	26,725,720.42	26,978,195.54	03/31/2026	0.00	3.80	252,475.12	0.00	0.00	252,475.12
TEXPOOL	TexPool	5,473,520.39	5,301,268.38	5,473,520.39	03/31/2026	5.34	3.68	48,887.01	0.00	0.00	48,887.01
TEXSTAR	TexSTAR	13,489,493.36	13,221,180.72	13,489,493.36	03/31/2026	5.30	3.66	121,532.76	0.00	0.00	121,532.76
TOTAL		64,381,209.29	63,576,057.03	64,302,368.65		2.63	3.95	592,287.17	33,271.85	0.00	625,559.02

OPIOID SETTLEMENT FUND											
TEXPOOL	TexPool	2,995,205.01	2,968,133.15	2,995,205.01	03/31/2026	5.34	3.68	27,071.86	0.00	0.00	27,071.86
TOTAL		2,995,205.01	2,968,133.15	2,995,205.01		5.34	3.68	27,071.86	0.00	0.00	27,071.86

RESTRICTED CASH

Projected Cashflows
For the Period April 01, 2026 to September 30, 2026

CUSIP	DESCRIPTION	POST DATE	TRANSACTION TYPE	AMOUNT
GENERAL				
MAY 2026				
06743VES5	BARCLAYS CPITAL 05/26/26	05/26/2026	Final Maturity	3,000,000.00
MAY 2026 TOTAL				3,000,000.00
JUL 2026				
55607LG99	MACQUARIE BNK 07/09/26	07/09/2026	Final Maturity	3,000,000.00
JUL 2026 TOTAL				3,000,000.00
OCT 2026				
53944RK98	LMA 10/09/26	10/09/2026	Final Maturity	3,000,000.00
OCT 2026 TOTAL				3,000,000.00
GENERAL TOTAL				9,000,000.00
INDIGENT CARE				
MAY 2026				
91282CLX7	US TREASURY 4.125 11/15/27	05/15/2026	Coupon	61,875.00
016249FQ2	ALIEF TEX INDPT SCH DIST 5.200 02/15/27 '25	05/18/2026	Coupon	31,769.83
MAY 2026 TOTAL				93,644.83
JUN 2026				
3133EMKS0	FED FARM CR BNKS 0.530 12/16/26	06/16/2026	Coupon	7,950.00
JUN 2026 TOTAL				7,950.00
JUL 2026				
592041WJ2	MET GOVT NASHVILLE & DAVIDS 4.053 07/01/26 '26	07/01/2026	Coupon	27,540.14
592041WJ2	MET GOVT NASHVILLE & DAVIDS 4.053 07/01/26 '26	07/01/2026	Final Maturity	1,359,000.00
3133ETPN1	FED FARM CR BNKS 4.280 07/10/28 '26	07/10/2026	Coupon	64,200.00
JUL 2026 TOTAL				1,450,740.14

Change in Value

IDENTIFIER	ISSUER PAR VALUE	YIELD	TRADE DATE MATURITY DATE	INTEREST ACCRUAL INTEREST RECEIVED	BEGINNING BOOK VALUE BEGINNING MARKET VALUE	PURCHASES/ ADDITIONS	REDEMPTIONS	CHANGE IN BOOK VALUE CHANGE IN MARKET VALUE	ENDING BOOK VALUE ENDING MARKET VALUE
GENERAL									
664053079	Frost Bank Public Fund Checking Account 209,080.86	1.50	03/31/2026	1,629.75 1,629.75	127,081.51 127,081.51	111,546.13	(29,546.78)	81,999.35 81,999.35	209,080.86 209,080.86
664027221	Frost Bank Public Fund Checking Account 5,286.34	1.50	03/31/2026	40.25 40.25	5,246.09 5,246.09	40.25	0.00	40.25 40.25	5,286.34 5,286.34
TXPOOL	TEXPOOL 36,646,297.25	3.68	03/31/2026	111,682.47 111,682.47	19,344,297.23 19,344,297.23	26,431,404.86	(9,129,404.84)	17,302,000.02 17,302,000.02	36,646,297.25 36,646,297.25
TEXPOOL	TexPool 72,116,178.32	3.68	03/31/2026	760,091.34 760,091.34	71,318,739.20 71,318,739.20	19,466,122.92	(18,668,683.80)	797,439.12 797,439.12	72,116,178.32 72,116,178.32
06743VES5	BARCLAYS CPITAL 05/26/26 3,000,000.00	4.41	07/24/2025 05/26/2026	0.00 0.00	2,948,645.83 2,953,725.00	0.00	0.00	31,875.00 18,505.50	2,980,520.83 2,972,230.50
55607LG99	MACQUARIE BNK 07/09/26 3,000,000.00	3.89	12/12/2025 07/09/2026	0.00 0.00	2,940,150.00 2,940,150.00	0.00	0.00	28,500.00 19,413.90	2,968,650.00 2,959,563.90
TOTAL		3.70		873,443.81 873,443.81	96,684,159.87 96,689,239.03	46,009,114.16	(27,827,635.42)	18,241,853.74 18,219,398.14	114,926,013.60 114,908,637.17

INDIGENT CARE									
LOGIC	LOGIC 26,978,195.54	3.80	03/31/2026	252,475.12 252,475.12	26,725,720.42 26,725,720.42	252,475.12	0.00	252,475.12 252,475.12	26,978,195.54 26,978,195.54
TEXSTAR	TexSTAR 13,489,493.36	3.66	03/31/2026	121,532.76 121,532.76	13,221,180.72 13,221,180.72	268,312.64	0.00	268,312.64 268,312.64	13,489,493.36 13,489,493.36
TEXPOOL	TexPool 5,473,520.39	3.68	03/31/2026	48,887.01 48,887.01	5,301,268.38 5,301,268.38	172,252.01	0.00	172,252.01 172,252.01	5,473,520.39 5,473,520.39
592041WJ2	MET GOVT NASHVILLE & DAVIDS 4.053 07/01/26 '26 4,075,000.00	5.19	08/11/2023 07/01/2026	41,289.94 82,579.88	4,053,870.77 4,075,444.18	0.00	0.00	10,506.25 (171.15)	4,064,377.02 4,075,273.03
3133EMKSO	FED FARM CR BNKS 0.530 12/16/26 3,000,000.00	3.62	12/11/2025 12/16/2026	3,975.00 0.00	2,913,834.73 2,912,100.00	0.00	0.00	22,220.27 18,780.00	2,936,055.00 2,930,880.00
016249FQ2	ALIEF TEX INDPT SCH DIST 5.200 02/15/27 '25 2,365,000.00	5.20	11/08/2023 02/15/2027	30,745.00 61,490.00	2,364,951.31 2,367,660.63	0.00	0.00	10.69 (16.56)	2,364,962.00 2,367,644.07
91282CKA8	US TREASURY 4.125 02/15/27 3,000,000.00	4.09	02/26/2025 02/15/2027	30,515.76 61,875.00	3,001,069.19 3,019,453.14	0.00	0.00	(234.70) (10,195.32)	3,000,834.49 3,009,257.82
91282CLX7	US TREASURY 4.125 11/15/27 3,000,000.00	4.24	11/27/2024 11/15/2027	30,766.57 0.00	2,994,161.51 3,034,335.93	0.00	0.00	769.35 (21,445.29)	2,994,930.86 3,012,890.64
3133ETPN1	FED FARM CR BNKS 4.280 07/10/28 '26 3,000,000.00	4.28	07/24/2025 07/10/2028	32,100.00 64,200.00	3,000,000.00 3,000,780.00	0.00	0.00	0.00 (4,620.00)	3,000,000.00 2,996,160.00

Disclosure

Meeder provides monthly statements for its investment management clients to provide information about the investment portfolio. The information should not be used for audit or confirmation purposes. Please review your custodial statements and report any inaccuracies or discrepancies.

Certain information and data has been supplied by unaffiliated third parties. Although Meeder believes the information is reliable, it cannot warrant the accuracy of information offered by third parties. Market value may reflect prices received from pricing vendors when current market quotations are not available. Prices may not reflect firm bids or offers and may differ from the value at which the security can be sold.

Statements may include positions from unmanaged accounts provided for reporting purposes. Unmanaged accounts are managed directly by the client and are not included in the accounts managed by Meeder. This information is provided as a client convenience and Meeder assumes no responsibility for performance of these accounts or the accuracy of the data reported.

Investing involves risk. Past performance is no guarantee of future results. Debt and fixed income securities are subject to credit and interest rate risk. The investment return and principal value of an investment will fluctuate so that an investor's shares, when redeemed, may be worth more or less than their original cost. Current performance may be lower or higher than the performance data quoted.

Meeder Public Funds, Inc. is a registered investment adviser and affiliate of Meeder Investment Management, Inc. Investment advisory services are provided through Meeder Public Funds, Inc. Please contact us if you would like to receive a copy of our current ADV disclosure brochure or privacy policy.

© 2026 Meeder Investment Management

meederpublicfunds.com | 866.633.3371

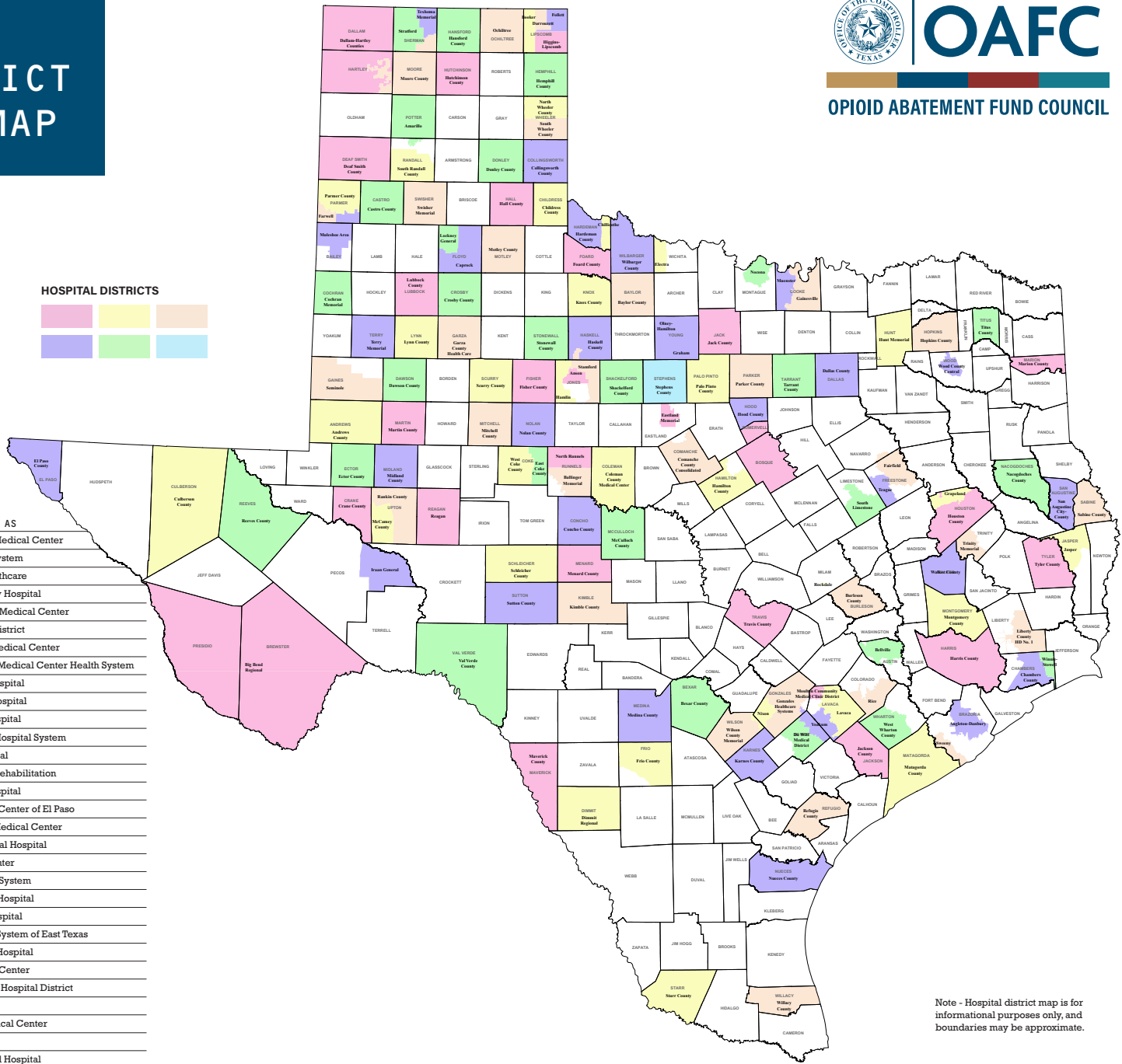


Nueces County Hospital District	Group 2	3.578256%	\$421,974.39	4/7/2026	\$421,974.39
			\$510,401.48	5/7/2025	\$540,319.45
			\$2,306,932.21	8/29/2024	\$2,277,014.24

Nueces County Hospital District
 Opioid Settlement Fund Activity
 Fiscal Year 2026

	October	November	December	January	February	March	April	May	June	July	August	September	Totals
Beginning Balance	2,938,513.01	2,948,849.83	2,958,516.90	2,968,133.15	2,977,485.17	2,985,891.97	2,995,205.01	3,417,179.40	3,417,179.40	3,417,179.40	3,417,179.40	3,417,179.40	2,938,513.01
<u>Deposits</u>													
Distribution #3							421,974.39						421,974.39
													0.00
													0.00
Interest	10,336.82	9,667.07	9,616.25	9,352.02	8,406.80	9,313.04							56,692.00
Total Deposits	10,336.82	9,667.07	9,616.25	9,352.02	8,406.80	9,313.04	421,974.39	0.00	0.00	0.00	0.00	0.00	478,666.39
<u>Programs</u>													
													0.00
													0.00
													0.00
													0.00
													0.00
													0.00
													0.00
Total Expenditur	0.00	0.00	0.00	0.00	0.00	0.00	0.00	0.00	0.00	0.00	0.00	0.00	0.00
Transfers to Op													0.00
Ending Balance	2,948,849.83	2,958,516.90	2,968,133.15	2,977,485.17	2,985,891.97	2,995,205.01	3,417,179.40	3,417,179.40	3,417,179.40	3,417,179.40	3,417,179.40	3,417,179.40	3,417,179.40

OAFC HOSPITAL DISTRICT DISTRIBUTION MAP



STATUTORY NAME	DOING BUSINESS AS
Andrews County Hospital District	Permian Regional Medical Center
Bexar County Hospital District	University Health System
Castro County Hospital District	Castro County Healthcare
Chambers County Public Hospital District No. 1	Bayside Community Hospital
Childress County Hospital District	Childress Regional Medical Center
City of Amarillo Hospital District	Amarillo Hospital District
Coleman Hospital District	Coleman County Medical Center
Comanche County Consolidated Hospital District	Comanche County Medical Center Health System
Crane County Hospital District	Crane Memorial Hospital
Crosby County Hospital District	Crosbyton Clinic Hospital
Dallam-Hartley Counties Hospital District	Coon Memorial Hospital
Dallas County Hospital District	Parkland Health & Hospital System
Dawson County Hospital District	Medical Arts Hospital
East Coke County Hospital District	Bronte Health and Rehabilitation
Ector County Hospital District	Medical Center Hospital
El Paso County Hospital District	University Medical Center of El Paso
Graham Hospital District	Graham Regional Medical Center
Karnes County Hospital District	Otto Kaiser Memorial Hospital
Lavaca County Hospital District	Lavaca Medical Center
Medina County Hospital District	Medina Healthcare System
Midland County Hospital District	Midland Memorial Hospital
Mitchell County Hospital District	Mitchell County Hospital
San Augustine City-County Hospital District	Memorial Medical System of East Texas
Scurry County Hospital District	Cogdell Memorial Hospital
Somervell County Hospital District	Glen Rose Medical Center
Stephens Hospital District	Stephens Memorial Hospital District
Tarrant County Hospital District	JPS Health Network
Titus County Hospital District	Titus Regional Medical Center
Travis County Healthcare District	Central Health
West Wharton County Hospital District	El Campo Memorial Hospital
Wilson County Memorial Hospital District	Connally Memorial Medical Center

Note - Hospital district map is for informational purposes only, and boundaries may be approximate.

O AFC HOSPITAL DISTRICT DISTRIBUTION MAP (CONTINUED)

GROUP 1: ONE-TIME FLOOR DISTRIBUTION TO SMALL RURAL HOSPITAL DISTRICTS, 34 TAC §16.222(F)

HOSPITAL DISTRICT	DOLLAR AMOUNT
Anson Hospital District	\$75,000
Baylor County Hospital District	\$75,000
Big Bend Regional Hospital District (Presidio County)	\$75,000
Chillicothe Hospital District	\$25,000
Cothran County Hospital District	\$75,000
Farwell Hospital District	\$25,000
Follett Hospital District	\$25,000
Grapeland Hospital District	\$25,000
Hamlin Hospital District	\$25,000
Higgins-Lipscomb Hospital District	\$25,000
Knox County Hospital District	\$75,000
Moore County Hospital District (Sherman County)	\$75,000
Motley County Hospital District	\$25,000
Moulton Community Medical Clinic District	\$25,000
Muleshoe Area Hospital District (Parmer County)	\$75,000
Nixon Hospital District (Gonzales County)	\$25,000
Nixon Hospital District (Wilson County)	\$25,000
Olney-Hamilton Hospital District (Archer County)	\$75,000
Olney-Hamilton Hospital District (Young County)	\$75,000
Rockdale Hospital District	\$25,000
Stamford Hospital District (Haskell County)	\$75,000
Stonewall County Hospital District	\$75,000
Texhoma Memorial Hospital District	\$25,000
Trinity Memorial Hospital District	\$25,000
Yoakum Hospital District (DeWitt County)	\$75,000
Yoakum Hospital District (Gonzales County)	\$75,000

GROUP 2: PERIODIC PRO RATA DISTRIBUTIONS TO MEDIUM, LARGE, AND URBAN HOSPITAL DISTRICTS, 34 TAC §16.222(G)

HOSPITAL DISTRICT	PERCENTAGE
Andrews County Hospital District	0.160436
Angleton-Danbury Hospital District	0.087401
Ballinger Memorial Hospital District	0.048834
Bellville Hospital District	0.030757
Bexar County Hospital District	8.831295
Big Bend Regional Hospital District (Brewster County)	0.086809
Booker Hospital District	0.041340
Bosque County Hospital District	0.109186
Burleson County Hospital District	0.061548
Caprock Hospital District	0.030328
Castro County Hospital District	0.057357
Chambers County Public Hospital District #1	0.050792
Childress County Hospital District	0.085801
Coleman County Hospital District	0.058634
Collingsworth County Hospital District	0.033171
Comanche County Consolidated Hospital District	0.098162
Concho County Hospital District	0.048098
Crane County Hospital District	0.127267
Crosby County Hospital District	0.041915
Culberson County Hospital District	0.106176
Dallam-Hartley Counties Hospital District (Dallam County)	0.082007
Dallam-Hartley Counties Hospital District (Hartley County)	0.057700

Dallas County Hospital District	19.311689
Darrouzett Hospital District	0.010292
Dawson County Hospital District	0.100566
Deaf Smith County Hospital District	0.132610
DeWitt Medical District	0.088160
Dimmit County Regional Hospital District	0.101862
Donley County Hospital District	0.012935
East Coke County Hospital District	0.017775
Eastland Memorial Hospital District	0.080398
Ector County Hospital District	1.389853
El Paso County Hospital District	4.086865
Electra Hospital District	0.057164
Fairfield Hospital District (Freestone County)	0.075729
Fairfield Hospital District (Navarro County)	0.182265
Fisher County Hospital District	0.036581
Foard County Hospital District	0.025084
Frio Hospital District	0.118072
Gainesville Hospital District	0.133475
Garza County Health Care District	0.020118
Gonzales Healthcare Systems	0.118063
Graham Hospital District	0.068916
Guadalupe Regional Medical Center	0.420866
Hall County Hospital District	0.012862
Hamilton Hospital District	0.083725
Hansford County Hospital District	0.066245
Hardeman County Hospital District	0.043279

OAFC HOSPITAL DISTRICT DISTRIBUTION MAP (CONTINUED)

GROUP 2 - (CONTINUED)

HOSPITAL DISTRICT	PERCENTAGE	HOSPITAL DISTRICT	PERCENTAGE	HOSPITAL DISTRICT	PERCENTAGE
Harris County Hospital District	24.079880	Montgomery County Hospital District	0.799270	Shackelford County Hospital District	0.039956
Haskell County Hospital District	0.040501	Moore County Hospital District (Hartley County)	0.058939	Somervell County Hospital District	0.126352
Hemphill County Hospital District	0.216620	Moore County Hospital District (Moore County)	0.113487	South Limestone Hospital District	0.057054
Hopkins County Hospital District	0.313847	Muenster Hospital District	0.044014	South Randall County Hospital District	0.023023
Houston County Hospital District	0.068250	Muleshoe Area Hospital District (Bailey County)	0.042112	South Wheeler County Hospital District	0.068073
Hunt Memorial Hospital District	0.632366	Nacogdoches County Hospital District	0.279208	Stamford Hospital District (Jones County)	0.045020
Hutchinson County Hospital District	0.123171	Nocona Hospital District	0.040821	Starr County Hospital District	0.118579
Iraan General Hospital District	0.163113	Nolan County Hospital District	0.095098	Stephens Memorial Hospital District	0.054833
Jack County Hospital District	0.084793	North Runnels County Hospital District	0.048564	Stratford Hospital District	0.028007
Jackson County Hospital District	0.090823	North Wheeler County Hospital District	0.045530	Sutton County Hospital District	0.040993
Karnes County Hospital District	0.245865	Nueces County Hospital District	3.578256	Sweeney Hospital District	0.286515
Kimble County Hospital District	0.057192	Ochiltree County Hospital District	0.051051	Swisher Memorial Hospital District	0.044587
Lavaca Hospital District	0.038789	Palo Pinto County Hospital District	0.225589	Tarrant County Hospital District	11.563455
Liberty County Hospital District #1	0.097548	Parker County Hospital District	0.525020	Teague Hospital District	0.013292
Lockney General Hospital District	0.030328	Parmer County Hospital District	0.056361	Terry Memorial Hospital District	0.078520
Lubbock County Hospital District	3.117222	Rankin County Hospital District	0.329975	Titus County Hospital District	0.216698
Lynn County Hospital District	0.068226	Reagan Hospital District	0.240518	Travis County Hospital District	7.332843
Marion County Hospital District	0.013217	Reeves County Hospital District	1.638256	Tyler County Hospital District	0.071789
Martin County Hospital District	0.536509	Refugio County Memorial Hospital District	0.072700	Val Verde County Hospital District	0.367525
Matagorda County Hospital District	0.242180	Rice Hospital District	0.072287	Walker County Hospital District	0.330399
Maverick County Hospital District	0.230514	Sabine County Hospital District	0.046051	West Coke County Hospital District	0.022889
McCamey County Hospital District	0.195824	San Augustine City-County Hospital District	0.040244	West Wharton County Hospital District	0.123683
McCulloch County Hospital District	0.096240	Schleicher County Hospital District	0.103173	Wilbarger County Hospital District	0.104538
Medina County Hospital District	0.137682	Scurry County Hospital District	0.235290	Willacy County Hospital District	0.016233
Menard County Hospital District	0.039541	Seminole Hospital District	0.219679	Wilson County Memorial Hospital District	0.084803
Midland County Hospital District	0.930275			Winkler County Hospital District	0.094278
Mitchell County Hospital District	0.449405			Winnie Stowell Hospital District	0.054735
				Wood County Central Hospital District	0.119451



VG-12-2026-2026000197

Nueces County
Kara Sands
Nueces County Clerk

Instrument Number: 2026000197

Public Notice

PUBLIC NOTICES

Recorded On: April 22, 2026 01:07 PM

Number of Pages: 8

" Examined and Charged as Follows: "

Total Recording: \$0.00



STATE OF TEXAS

Nueces County

I hereby certify that this Instrument was filed in the File Number sequence on the date/time printed hereon, and was duly recorded in the Official Records of Nueces County, Texas

Kara Sands
Nueces County Clerk
Nueces County, TX

***** THIS PAGE IS PART OF THE INSTRUMENT *****

Any provision herein which restricts the Sale, Rental or use of the described REAL PROPERTY because of color or race is invalid and unenforceable under federal law.

File Information:

Document Number: 2026000197
Receipt Number: 20260422000113
Recorded Date/Time: April 22, 2026 01:07 PM
User: Margarita S
Station: CLERK01

Record and Return To:

NUECES COUNTY HOSPITAL DISTRICT BOARD OF MANAGERS



Kara Sands

Nueces County Clerk
901 Leopard St #201
Corpus Christi, TX 78401

Main: (361)888-0580

Receipt: 20260422000113

Date: 04/22/2026

Time: 01:07PM

By: Margarita S

Station: CLERK01

Status: ORIGINAL COPY

<u>Seq</u>	<u>Item</u>	<u>Document Description</u>	<u>Number</u>	<u>Number Of</u>	<u>Amount</u>	<u>Serial Number</u>
1	Public Notice	PBN	2026000197	8	\$0.00	
				Order Total	(1)	\$0.00

<u>Seq</u>	<u>Payment Method</u>	<u>Transaction Id</u>	<u>Comment</u>	<u>Total</u>	
1				\$0.00	
				Total Payments	(1) \$0.00
				Change Due	\$0.00

NUECES COUNTY HOSPITAL DISTRICT BOARD
OF MANAGERS

APR 22 2026

KARA SANDS
CLERK OF THE COUNTY COURT
NUECES COUNTY, TEXAS**NOTICE OF PUBLIC MEETING****BOARD OF MANAGERS****Finance Committee - Regular Meeting
Tuesday, April 28, 2026 at 11:30 AM****Location:****Board of Managers Meeting Room, 555 N. Carancahua Street, Room 950-A, Corpus Christi, Texas 78401**

The Nueces County Hospital District ("NCHD") Board of Managers or a Committee thereof as specified above will hold a meeting on the date and at the time and location shown above. The agenda item(s) for the meeting are set forth on the accompanying page(s). Agenda item(s) are not necessarily considered in the order listed.

The specified NCHD Board of Managers meeting will be held in-person and via videoconference call. Public participation will be available in-person as well as via videoconference call as allowed under the Texas Open Meetings Act ("Act"). It is the intent that a quorum of the Board of Managers or Committee as required for the specified meeting will be physically present at the meeting location posted in this meeting notice. It is also the intent that the Board member presiding over the meeting be physically present for the specified meeting at the meeting location posted in this meeting notice. Any member of the Board of Managers participating by videoconference call will be visible and audible to the public whenever the member is speaking; Board member participation by audio-only is not permitted. Any member of the public wishing to observe or participate in the meeting via videoconference call may do so through the videoconference call meeting Internet link shown on this meeting notice below and via NCHD's BoardBook meeting management system at <https://meetings.boardbook.org/Public/Organization/1886>.

The Act defines a "videoconference call" as a communication conducted between two or more persons in which one or more of the participants communicate with the other participants through duplex audio and video signals transmitted over a telephone network, a data network, or the Internet. NCHD will use Zoom to conduct the meeting via videoconference call; Zoom is a cloud-based communications platform that allows users to connect with video, audio, phone, and chat. Using Zoom requires an Internet connection and a supported device.

The agenda for this meeting and its supporting materials are available at: <https://meetings.boardbook.org/Public/Organization/1886>.

The Meeting may be attended in-person or via videoconference call:

Videoconference Call:

Click the link below or copy and paste the link into a supported web browser address bar.

<https://nchdcc-org.zoom.us/j/5746765992?pwd=T2RVWFBBpZGJYdHYyQmp1VUdZeUc3Zz09>

Meeting ID: 574 676 5992

Passcode: 195957

Telephone:

Dial any telephone number below and enter the Meeting ID and Passcode above if required.

One tap mobile:

+13462487799,,5746765992# US (Houston)

+16699006833,,5746765992# US (San Jose)

Dial by your location (United States):

+1 346 248 7799 (Houston)

+1 719 359 4580

+1 253 205 0468

+1 253 215 8782 (Tacoma)

+1 669 444 9171

+1 669 900 6833 (San Jose)

+1 929 205 6099 (New York)

+1 301 715 8592 (Washington DC)

+1 305 224 1968

+1 309 205 3325

+1 312 626 6799 (Chicago)

+1 360 209 5623

+1 386 347 5053

+1 507 473 4847

+1 564 217 2000

+1 646 931 3860

+1 689 278 1000

Find your local number: <https://nchdcc-org.zoom.us/u/kbKxLI8Eq4>



**BOARD OF MANAGERS
Finance Committee - Regular Meeting
Tuesday, April 28, 2026 at 11:30 AM**

AGENDA

1. WELCOME

2. ROLL CALL OF COMMITTEE MEMBERS

- ___ Pamela Brower, Chair
- ___ Sylvia Tryon Oliver
- ___ Karen O'Connor Urban

3. CALL TO ORDER, CONFIRMATION OF QUORUM, VERIFICATION OF MEETING POSTING, AND CLOSED MEETING NOTICE:

- A. Call to order.
- B. Establish quorum.
- C. Confirm posting of Meeting's public notice in accordance with Texas Open Meetings Act, Texas Government Code, Chapter 551.
- D. Notice is hereby provided that the Committee may convene in closed meeting session(s) during this meeting to consider any agenda item, when permitted under the Texas Open Meetings Act, Texas Government Code Chapter 551.

4. NOTICE REGARDING BUDGET. The Hospital District's Fiscal Year 2026 budget has been duly adopted by the Board and approved by Commissioners Court. At this meeting, the Committee may discuss the budget. The budget and the required taxpayer impact statement for Fiscal Year 2026 are available for public review on the District's official website at: https://www.nchdcc.org/public_notices/finance.php.

5. ANNOUNCEMENT ON DISCLOSURE OF CONFLICTS OF INTEREST. Any Conflict of Interest, or Appearance of a Conflict of Interest, relating to items on this agenda shall be disclosed at this time. Members declaring such conflicts shall abstain from voting and are requested to refrain from discussion on the affected items. Any conflicts identified

later in the meeting must be disclosed immediately upon discovery.

6. PUBLIC COMMENT - This section provides the public an opportunity to address the Committee on any matter within its authority. In-person attendees wishing to comment on any agenda item or other subject within the Committee's jurisdiction must complete and submit the "Agenda Item Request to Speak" form, available at the entrance of the meeting room, no later than five (5) minutes before the meeting begins. Remote attendees participating by audio or video conference must verbally notify the presiding officer of their desire to comment when public comment is called. Comments are limited to three (3) minutes per speaker, except that commenters using a translator are allowed up to six (6) minutes. The presiding officer may, in his or her discretion, limit the number of speakers and/or the time allotted to each. By law, the Committee may act only on matters specifically listed on the agenda. Items raised that are not on the agenda will be referred to District staff for review, as appropriate. Materials submitted to the Committee during public comment will not be returned. Commenters intending to provide documents must bring at least ten (10) copies for distribution, clearly marked with the commenter's name and, if applicable, the relevant agenda item number.

7. CONSENT AGENDA - The Consent Agenda includes items that are routine, administrative in nature, and not requiring separate discussion. Any item that a Committee member requests to be considered individually shall, at the direction of the presiding officer, be removed from the Consent Agenda and placed on the Regular Agenda for separate discussion at the appropriate time. All remaining Consent Agenda items will be considered and voted upon together in a single vote:

A. Approve Finance Committee Regular Meeting minutes of March 31, 2026.

B. Discuss and recommend receipt of summary payment information on Nueces County health care disbursements for Fiscal Year 2026 year-to-date:

1. Salaries, benefits, and supplies at/for City of Corpus Christi/Nueces County Public Health District;
2. Emergency medical services provided in unincorporated areas of Nueces County;
3. Supplemental and jail diversion program funding for Nueces Center for Mental Health and Intellectual Disabilities;
4. Medical services provided at County correctional facilities:
 - a. Nueces County Jail; and
 - b. Nueces County Juvenile Detention Center;
5. Funding for alcohol and drug abuse treatment programs:

- a. Cenikor (Charlie's Place); and
 - b. Council on Alcohol and Drug Abuse;
6. Funding for diabetes prevention and supporting programs; and
7. Public health grants.

C. Discuss and recommend receipt of imputed claims summaries on medical and hospital care furnished to the Nueces Aid Program population, prepared pursuant to the CHRISTUS Spohn Health System Corporation Amended and Restated Membership Agreement, for Fiscal Year 2026 year-to-date.

D. Discuss and recommend receipt of fiscal year-to-date Specified Annual Percentage-related revenue reports; revenue receipts pursuant to CHRISTUS Spohn Health System Corporation Amended and Restated Membership Agreement, Section 5.03.

E. Discuss and recommend receipt of statement of amounts deposited to and/or withdrawn from Local Provider Participation Fund for fiscal year-to-date; deposits and withdrawals pursuant to Board of Managers Order authorizing participation in a health care provider participation program pursuant to Texas Health and Safety Code, Chapter 298C, as amended.

F. Discuss and recommend receipt of summary reports of cumulative actual intergovernmental transfers (IGTs) made in support of local and other healthcare providers participating in Medicaid directed, and supplemental payment programs sponsored by the Texas Health and Human Services Commission (HHSC), and receive estimates of provider payments resulting from the IGTs:

1. Directed Payment Programs - IGTs for HHSC's Medicaid managed care organization payments to healthcare providers that support overall Medicaid program goals and objectives:
 - a. Aligning Technology by Linking Interoperable Systems for Client Health Outcomes Program (ATLIS);
 - b. Comprehensive Hospital Increase Reimbursement Program (CHIRP);
 - c. Network Access Improvement Program (NAIP); and
 - d. Texas Incentives for Physicians and Professional Services (TIPPS); and

2. Supplemental Payment Programs - IGTs for HHSC Medicaid payments made to hospitals, separate from and in addition to base payments, for achieving certain goals or to support health care providers that see significant numbers of uninsured or persons without much money:
 - a. Disproportionate Share Hospital (DSH);
 - b. Graduate Medical Education (GME);
 - c. Hospital Augmented Reimbursement Program (HARP); and

d. Hospital Uncompensated Care (UC).

G. Discuss and recommend receipt of fiscal year-to-date statement detailing amounts deposited into and/or withdrawn from the Opioid Settlement Fund, including receipts from the Opioid Abatement Fund Council through the Texas Comptroller of Public Accounts in accordance with Texas Government Code §403.508(a)(2), and disbursements made solely for the remediation of opioid-related harms pursuant to 34 Texas Administrative Code §16.222.

H. Nueces Aid Enrollment:

1. Discuss and recommend receipt of reports relating to Nueces Aid Program enrollment for month-ended [insert date here]:

- a. Referral Sources;
- b. Total Persons and Households Enrolled;
- c. Enrollment Summary;
- d. Denials;
- e. Application Processing Summary; and
- f. Enrollment by Zip Code.

8. REGULAR AGENDA - The Regular Agenda consists of items that are non-routine, not administrative in nature, or otherwise require separate consideration. Each item listed under the Regular Agenda shall be addressed individually and, if action is required, voted upon separately.

A. Financial Statements:

1. Discuss and consider recommending approval of unaudited financial statements for the month and fiscal year-to-date ended March 31, 2026. (*ACTION*)

B. Investment Report:

1. Discuss and consider recommending approval of Quarterly Investment Report and ratification of related investment transactions for fiscal quarter-ended March 31, 2026. (*ACTION*)

C. Opioid Settlement Proceeds:

1. Discuss and consider recommending receipt of information on third round distribution of settlement funds to Texas hospital districts from the Opioid Abatement Trust Fund; initial distribution in August 2024, second in April 2025. (*ACTION*)

D. Administrator's Briefing:

1. Next scheduled regular Committee meeting (meeting's date, time, and location are subject to change):

a. Finance Committee: Tuesday, May 26, 2026, 11:30 AM in NCHD Board of Managers Meeting Room at 555 North Carancahua Street, Room 950-A, Corpus Christi, Texas 78401.

9. **ADJOURN**

10. Public Notice Posting Receipt.