

**NUECES COUNTY HOSPITAL DISTRICT
BOARD OF MANAGERS
Board of Managers - Regular Meeting
Tuesday, September 26, 2023 at 12:00 PM**

AGENDA

1. WELCOME

2. ROLL CALL OF BOARD OF MANAGERS

- John E. Valls, MBA, Chairman
- Vishnu V. Reddy, M.D., Vice Chairman
- Sylvia Tryon Oliver
- Belinda Flores, R.N.
- Judge Mariana Garza
- Efrain Guerrero, Jr.
- Arthur Granado

3. CALL TO ORDER, ESTABLISHMENT OF QUORUM, MEETING POSTING CONFIRMATION, AND CLOSED MEETING NOTICE:

A. Call to order.

B. Establish quorum.

C. Confirm posting of Meeting's public notice in accordance with Texas Open Meetings Act, Texas Government Code, Chapter 551.

8

D. Public notice is hereby given that the Board of Managers may elect to go into Closed Meeting session(s) at any time during the meeting to discuss any matter(s) listed on the agenda when so authorized by the provisions of the Open Meetings Act, Texas Government Code, Chapter 551.

4. ANNOUNCEMENT ON DISCLOSURE OF CONFLICTS OF INTEREST. Any Conflicts of Interest or Appearance of a Conflict of Interest with items on this agenda shall be declared at this time. Members with conflicts will refrain from voting and are asked to refrain from discussion on such items. Conflicts discovered later in the meeting shall be disclosed at that time.

5. PUBLIC COMMENT - Persons attending in-person and wishing to comment on any item(s) on the agenda or any subject within the Board's responsibilities must sign-in on the "Agenda Item Request to Speak" form provided at the entrance of the Board meeting room at least five (5) minutes prior to commencement of the meeting. Persons attending via audio or video conference and wishing to comment on any item(s) on the agenda or any subject within the Board's responsibilities must verbally notify the presiding officer of their

desire to comment when the officer calls for public comment from those attending via audio and video conference. Commenters shall limit their comments to three (3) minutes, except that Commenters addressing the Board through a translator shall limit their comments to six (6) minutes.

6. CONSENT AGENDA - The Consent Agenda consists of those agenda items which are routine, administrative in nature, not in need of separate attention, and which a member of the Board has not requested be discussed separately. If requested to be discussed separately, that agenda item will be removed from the Consent Agenda by the presiding officer to the Regular Agenda and discussed as a part of the Regular Agenda at the appropriate time. All remaining items listed under the Consent Agenda will be voted upon in a single vote:

- A. Approve Board of Managers Regular Meeting minutes of August 22, 2023. 19

- B. Receive listing of new vendors as of September 21, 2023; listing provided pursuant to Board of Managers Bylaws, §2.1.B and Texas Local Government Code, Chapter 176. 30

- C. Receive summary payment information on Nueces County health care disbursements for Fiscal Year 2023 year-to-date: 31
 - 1. Salaries, benefits, supplies, and intergovernmental transfers at/for City of Corpus Christi/Nueces County Public Health District;
 - 2. Emergency medical services provided in unincorporated areas of Nueces County;
 - 3. Supplemental and jail diversion program funding for Nueces Center for Mental Health and Intellectual Disabilities;
 - 4. Medical services provided at County correctional facilities:
 - a. Nueces County Jail; and
 - b. Nueces County Juvenile Detention Center;
 - 5. Funding for alcohol and drug abuse treatment programs:
 - a. Cenikor (Charlie's Place);
 - b. Council on Alcohol and Drug Abuse; and
 - c. Palmer Drug Abuse Program;
 - 6. Funding for diabetes prevention and supporting programs;
 - 7. Public health grants; and
 - 8. Legal and professional fees.

D. Receive summary imputed claims information on medical and hospital care provided to the Nueces Aid Program population consistent with the CHRISTUS Spohn Health System Corporation Amended and Restated Membership Agreement for fiscal year-to-date period-ended August 31, 2023.	32
E. Receive fiscal year-to-date Specified Annual Percentage-related revenue reports; revenue receipts pursuant to CHRISTUS Spohn Health System Corporation Amended and Restated Membership Agreement, Section 5.03.	33
F. Receive monthly statement of escrow amounts deposited and/or withdrawn by CHRISTUS Spohn Health System Corporation; deposits pursuant to and consistent with Schedule 1 to CHRISTUS Spohn Health System Corporation Amended and Restated Membership Agreement; receive statement for month-ended August 31, 2023.	34
G. Receive statement of amounts deposited to and/or withdrawn from Local Provider Participation Fund for fiscal year-to-date; deposits and withdrawals pursuant to Board of Managers Order authorizing participation in a health care provider participation program pursuant to Texas Health and Safety Code, Chapter 298C, as amended.	40
H. Receive summary report of cumulative estimated provider payments and actual intergovernmental transfers made in support of local and other healthcare providers participating in Medicaid supplemental and directed payment programs sponsored by the Texas Health and Human Services Commission (HHSC):	41
1. <u>Directed Payment Programs</u> - Medicaid managed care organization payments to healthcare providers that support overall Medicaid program goals and objectives:	
a. Comprehensive Hospital Increase Reimbursement Program (CHIRP);	
b. Network Access Improvement Program (NAIP);	
c. Texas Incentives for Physicians and Professional Services (TIPPS);	
d. Uniform Hospital Rate Increase Program (UHRIP); and	
2. <u>Supplemental Payment Programs</u> - HHSC-directed payments made to hospitals for achieving certain goals or to support health care providers that see significant numbers of uninsured or persons without much money:	
a. Disproportionate Share Hospitals (DSH) program;	
b. Graduate Medical Education (GME);	
c. Hospital Uncompensated Care (UC) pool; and	
3. <u>Phase-Out Programs</u> :	
a. Delivery System Reform Incentive Payment (DSRIP) pool.	

I. Receive reports relating to Nueces Aid Program enrollment for the month-ended August 31, 2023:	
1. Total Persons and Households Enrolled;	42
2. Enrollment Summary;	43
3. Denials;	45
4. Application Processing Summary; and	46
5. Enrollment by Zip Code.	50

7. **REGULAR AGENDA** - The Regular Agenda consists of those agenda items which are non-routine, not administrative in nature, or are otherwise in need of separate attention. Each Regular Agenda item will be voted upon separately if action is required:

A. **Finance:**

1. Receive and approve unaudited financial statements for the month and fiscal year-to-date period ended August 31, 2023. (<i>ACTION</i>)	53
2. Receive supplemental Fiscal Year 2024 Annual Budget documents. (<i>INFORMATION</i>)	60
3. Approve Interlocal Cooperation Agreement(s) relating to Hospital District's provision of funding for and/or payment of certain County Healthcare Expenditures during Fiscal Year 2024:	
a. Agreement between Nueces County, Nueces Center for Mental Health and Intellectual Disabilities, and the Nueces County Hospital District relating to certain mental health-related programs to be provided by or through the NCMHID relating to diversion of persons from jails or other detention facilities; and	84
b. Agreements between Nueces County and the Nueces County Hospital District relating to:	85
1. City of Corpus Christi-Nueces County Public Health District for the purpose of providing local public health programs for the citizens of Corpus Christi and residents throughout Nueces County;	
2. Emergency ambulance services provided by Emergency Service Districts within Nueces County and the City of Robstown to assist Nueces County in providing emergency medical services for residents in the unincorporated areas of County;	
3. Medical and hospital care provided at and arranged by the Nueces County Juvenile Detention Facility;	

4. Programs provided by various local agencies to assist Nueces County in the reduction and prevention of diabetes within Nueces County.

5. Programs to assist Nueces County in the reduction and prevention of drug abuse and alcoholism within the County:

1. Programs provided by Cenikor; and
2. Programs provided by the Council on Alcoholism and Drug Abuse.

(ACTION)

4. Discuss and consider amending certain Agreements to remove Hospital District as third-party and create a new, additional two-party Agreement between the County and Hospital District for the District to provide funding to the County for subject services:

a. Health Services Agreement between Nueces County, Armor Correctional Health Services, and Nueces County Hospital District relating to the provision of health care services at the Nueces County Jail; and

b. Agreement between Nueces County, Nueces Center for Mental Health and Intellectual Disabilities, and the Nueces County Hospital District relating to certain mental health-related programs to be provided by or through the NCMHID relating to diversion of persons from jails or other detention facilities. **(ACTION)**

B. Jail Healthcare Services:

1. Discuss support of healthcare services at the Nueces County Jail, including but not limited to improvements to the Jail's infirmary. **(INFORMATION)**

C. FEMA COVID-19 Pandemic Cost Recovery Application:

1. Receive update on the matter of pending Arbitration Agreement between the Federal Emergency Management Agency ("FEMA"), Texas Division of Emergency Management, and Nueces County Hospital District relating to Hospital District's arbitration request before the United States Civilian Board of Contract Appeals ("CBCA") in the matter identified as CBCA 7792-FEMA, *In the Matter of Nueces County Hospital District*. **(INFORMATION)**

86

D. Administrator's Actions:

1. Ratify Administrator's action(s) performed as part of his duties directing the affairs of the Hospital District and/or as required by the Board of Managers; duties established pursuant to Texas Health and Safety Code, §281.026(e):

a. Execution of Letter Agreement with Frost Bank extending current depository and related agreements through October 31, 2023. **(ACTION)**

88

E. Board of Managers Business:

1. Elect Board of Managers Officers for the term October 1, 2023 - September 30, 2024; annual officer elections pursuant to Board of Managers Bylaws, §2.2.A:

- a. Chairman; and
- b. Vice-Chairman. **(ACTION)**

2. Chairman-Elect appointment of Chairs and members to Standing Committees for term October 1, 2023 - September 30, 2024; appointments pursuant to Board of Managers Bylaws, §2.5.A:

- a. Finance;
- b. Planning; and
- c. Quality Management. **(ACTION)**

3. Chairman-Elect's establishment of Special Committees and appoint Chairs and members to the Committees for the term October 1, 2023 - September 30, 2024 as authorized by Board of Managers Bylaws, §2.5.A.

- a. Legislative; and
- b. Additional Special Committees. **(ACTION)**

8. ADMINISTRATOR'S BRIEFING:

A. Next scheduled Board of Managers and Board Committee regular meetings (all meetings' dates, times, and locations are subject to change):

1. Finance Committee: Tuesday, October 24, 2023, 11:30 AM in NCHD Board of Managers Meeting Room at 555 North Carancahua Street, Room 950-A, Corpus Christi, Texas 78401;

2. Legislative Committee: Tuesday, October 24, 2023, 11:50 AM in NCHD Board of Managers Meeting Room at 555 North Carancahua Street, Room 950-A, Corpus Christi, Texas 78401; and

3. Board of Managers: Tuesday, October 24, 2023, 12:00 Noon in NCHD Board of Managers Meeting Room at 555 North Carancahua Street, Room 950-A, Corpus Christi, Texas 78401. **(INFORMATION)**

9. CLOSED MEETING - Public Notice is hereby given that the Board of Managers may go into closed meeting session(s) at any time during the meeting to discuss any matter(s) listed on the agenda, when so authorized by the provisions of the Open Meetings Act, Texas Government Code, Chapter 551. *To the extent there has been a past practice of distinguishing items for public deliberation and those for executive session, the public is*

advised that the Board is departing from that practice and reserves the right to discuss any listed agenda items in a closed meeting when authorized by law to do so. When the Board goes into closed session(s) regarding an agenda item(s), the section(s) of the Open Meetings Act authorizing the closed session will be publicly announced by the presiding officer. Should any final action, final decision, or final vote be required in the opinion of the Board with regard to any matter considered in closed session(s), then the final action, final decision, or final vote shall be either: (a) in the open meeting covered by the Notice upon reconvening of the public meeting; or (b) at a subsequent public meeting of the Board upon notice thereof, as the Board shall determine pursuant to applicable laws. The Board specifically expects to go into a closed session(s) on the matters listed below pursuant to the Act, §551.071 and §551.074:

A. Consult with attorneys on matters relating to the Arbitration Agreement between the Federal Emergency Management Agency ("FEMA"), Texas Division of Emergency Management, and Nueces County Hospital District relating to the Hospital District's arbitration request before the United States Civilian Board of Contract Appeals ("CBCA") in the matter identified as CBCA 7792-FEMA, *In the Matter of Nueces County Hospital District*, and related matters; and

B. Consult with attorneys on matters relating to the amendment of escrow-related provisions of the CHRISTUS Spohn Health System Corporation Membership Agreement and related matters.

C. Consult with attorneys on personnel and related matters.

10. OPEN MEETING - Following the Closed Meeting, the Board of Managers will reconvene the Open Meeting prior to taking any action(s) on matters considered in the Closed Meeting or adjourning the meeting.

A. Consider final action, decision, or vote on matters considered in the Closed Meeting.
(ACTION AS NEEDED)

11. ADJOURN



Kara Sands

Nueces County Clerk
901 Leopard St #201
Corpus Christi, TX 78401

Main: (361)888-0580

Receipt: 20230922000115

Date: 09/22/2023

Time: 01:54PM

By: Margarita S

Station: CLERK08

Status: ORIGINAL COPY

<u>Seq</u>	<u>Item</u>	<u>Document Description</u>	<u>Number</u>	<u>Number Of</u>	<u>Amount</u>	<u>Serial Number</u>
1	Public Notice	PBN	2023000450	10	\$0.00	

Order Total (1) \$0.00


<u>Seq</u>	<u>Payment Method</u>	<u>Transaction Id</u>	<u>Comment</u>	<u>Total</u>
1				\$0.00

Total Payments (1) \$0.00

Change Due \$0.00

NUECES COUNTY HOSPITAL DISTRICT

For more information about the County Clerk's office and to search property records online, please visit <http://www.nuecesco.com/county-services/county-clerk>



VG-12-2023-2023000450

Nueces County
Kara Sands
Nueces County Clerk

Instrument Number: 2023000450

Public Notice

PUBLIC NOTICES

Recorded On: September 22, 2023 01:54 PM

Number of Pages: 10

" Examined and Charged as Follows: "

Total Recording: \$0.00



STATE OF TEXAS

Nueces County

I hereby certify that this Instrument was filed in the File Number sequence on the date/time printed hereon, and was duly recorded in the Official Records of Nueces County, Texas

Kara Sands
Nueces County Clerk
Nueces County, TX

***** THIS PAGE IS PART OF THE INSTRUMENT *****

Any provision herein which restricts the Sale, Rental or use of the described REAL PROPERTY because of color or race is invalid and unenforceable under federal law.

File Information:

Document Number: 2023000450
Receipt Number: 20230922000115
Recorded Date/Time: September 22, 2023 01:54 PM
User: Margarita S
Station: CLERK08

Record and Return To:

NUECES COUNTY HOSPITAL DISTRICT

RECEIVED

SEP 22 2023

KARA SANDS
CLERK OF THE COUNTY COURT
NUECES COUNTY, TEXAS

NOTICE OF PUBLIC MEETING

NUECES COUNTY HOSPITAL DISTRICT

BOARD OF MANAGERS

**Board of Managers - Regular Meeting
Tuesday, September 26, 2023 at 12:00 PM**

Location:

**Board of Managers Meeting Room, 555 N. Carancahua Street, Room 950-A, Corpus
Christi, Texas 78401**

MEETING IN-PERSON AND VIA VIDEOCONFERENCE CALL

The Nueces County Hospital District ("NCHD") Board of Managers or a Committee thereof as specified above will hold a meeting on the date and at the time and location shown above. The agenda item(s) for this meeting are set forth on the accompanying page(s); agenda item(s) are not necessarily considered in the order listed.

On September 1, 2021, Governor Abbott rescinded the suspension of certain Rules of the Texas Open Meetings Act ("Act") which had allowed meetings to be conducted entirely virtually. The specified NCHD Board of Managers meeting will be held both in-person and via videoconference call. Public participation will be available in-person as well as via videoconference call as allowed under the Act. It is the intent that a quorum of the Board of Managers as required for the specified meeting will be physically present at the location posted in this meeting notice. It is also the intent that the Board member presiding over the meeting be physically present for the specified meeting at the location posted in this meeting notice. Any member of the Board of Managers participating by videoconference call shall be visible and audible to the public whenever the member is speaking; Board member participation by audio-only is no longer permitted. Although the meeting will be open to the public during the open portions of the meeting, any member of the public wishing to observe the meeting may do so via videoconference call and as well as participate via videoconference call in public comment, may do so through the videoconference call Zoom meeting link shown on this meeting notice below, as well as shown on NCHD's website.

The Texas Open Meetings Act defines a "videoconference call" as a communication conducted between two or more persons in which one or more of the participants communicate with the other participants through duplex audio and video signals transmitted over a telephone network, a data network, or the Internet. Zoom is an Internet-based communications platform that allows users to connect with duplex audio and video signals. Using Zoom requires an Internet connection and a supported device.

Meeting agendas and supporting materials are available via NCHD's BoardBook meeting management system at: <https://meetings.boardbook.org/Public/Organization/1886>.

Attend Meeting via Videoconference, Join Zoom Meeting:

<https://nchdcc-org.zoom.us/j/5746765992?pwd=T2RVWFBoZGJYdHYyQmp1VUdZeUc3Zz09>

Meeting ID: 574 676 5992

Passcode: 195957

**NUECES COUNTY HOSPITAL DISTRICT
BOARD OF MANAGERS
Board of Managers - Regular Meeting
Tuesday, September 26, 2023 at 12:00 PM**

AGENDA

1. WELCOME

2. ROLL CALL OF BOARD OF MANAGERS

- ___ John E. Valls, MBA, Chairman
- ___ Vishnu V. Reddy, M.D., Vice Chairman
- ___ Sylvia Tryon Oliver
- ___ Belinda Flores, R.N.
- ___ Judge Mariana Garza
- ___ Efrain Guerrero, Jr.
- ___ Arthur Granado

3. CALL TO ORDER, ESTABLISHMENT OF QUORUM, MEETING POSTING CONFIRMATION, AND CLOSED MEETING NOTICE:

A. Call to order.

B. Establish quorum.

C. Confirm posting of Meeting's public notice in accordance with Texas Open Meetings Act, Texas Government Code, Chapter 551.

D. Public notice is hereby given that the Board of Managers may elect to go into Closed Meeting session(s) at any time during the meeting to discuss any matter(s) listed on the agenda when so authorized by the provisions of the Open Meetings Act, Texas Government Code, Chapter 551.

4. ANNOUNCEMENT ON DISCLOSURE OF CONFLICTS OF INTEREST. Any Conflicts of Interest or Appearance of a Conflict of Interest with items on this agenda shall be declared at this time. Members with conflicts will refrain from voting and are asked to refrain from discussion on such items. Conflicts discovered later in the meeting shall be disclosed at that time.

5. PUBLIC COMMENT - Persons attending in-person and wishing to comment on any item(s) on the agenda or any subject within the Board's responsibilities must sign-in on the "Agenda Item Request to Speak" form provided at the entrance of the Board meeting room at least five (5) minutes prior to commencement of the meeting. Persons attending via audio or video conference and wishing to comment on any item(s) on the agenda or any subject within the Board's responsibilities must verbally notify the presiding officer of their

desire to comment when the officer calls for public comment from those attending via audio and video conference. Commenters shall limit their comments to three (3) minutes, except that Commenters addressing the Board through a translator shall limit their comments to six (6) minutes.

6. CONSENT AGENDA - The Consent Agenda consists of those agenda items which are routine, administrative in nature, not in need of separate attention, and which a member of the Board has not requested be discussed separately. If requested to be discussed separately, that agenda item will be removed from the Consent Agenda by the presiding officer to the Regular Agenda and discussed as a part of the Regular Agenda at the appropriate time. All remaining items listed under the Consent Agenda will be voted upon in a single vote:

A. Approve Board of Managers Regular Meeting minutes of August 22, 2023.

B. Receive listing of new vendors as of September 21, 2023; listing provided pursuant to Board of Managers Bylaws, §2.1.B and Texas Local Government Code, Chapter 176.

C. Receive summary payment information on Nueces County health care disbursements for Fiscal Year 2023 year-to-date:

1. Salaries, benefits, supplies, and intergovernmental transfers at/for City of Corpus Christi/Nueces County Public Health District;
2. Emergency medical services provided in unincorporated areas of Nueces County;
3. Supplemental and jail diversion program funding for Nueces Center for Mental Health and Intellectual Disabilities;
4. Medical services provided at County correctional facilities:
 - a. Nueces County Jail; and
 - b. Nueces County Juvenile Detention Center;
5. Funding for alcohol and drug abuse treatment programs:
 - a. Cenikor (Charlie's Place);
 - b. Council on Alcohol and Drug Abuse; and
 - c. Palmer Drug Abuse Program;
6. Funding for diabetes prevention and supporting programs;
7. Public health grants; and
8. Legal and professional fees.

D. Receive summary imputed claims information on medical and hospital care provided to the Nueces Aid Program population consistent with the CHRISTUS Spohn Health System Corporation Amended and Restated Membership Agreement for fiscal year-to-

date period-ended August 31, 2023.

E. Receive fiscal year-to-date Specified Annual Percentage-related revenue reports; revenue receipts pursuant to CHRISTUS Spohn Health System Corporation Amended and Restated Membership Agreement, Section 5.03.

F. Receive monthly statement of escrow amounts deposited and/or withdrawn by CHRISTUS Spohn Health System Corporation; deposits pursuant to and consistent with Schedule 1 to CHRISTUS Spohn Health System Corporation Amended and Restated Membership Agreement; receive statement for month-ended August 31, 2023.

G. Receive statement of amounts deposited to and/or withdrawn from Local Provider Participation Fund for fiscal year-to-date; deposits and withdrawals pursuant to Board of Managers Order authorizing participation in a health care provider participation program pursuant to Texas Health and Safety Code, Chapter 298C, as amended.

H. Receive summary report of cumulative estimated provider payments and actual intergovernmental transfers made in support of local and other healthcare providers participating in Medicaid supplemental and directed payment programs sponsored by the Texas Health and Human Services Commission (HHSC):

1. Directed Payment Programs - Medicaid managed care organization payments to healthcare providers that support overall Medicaid program goals and objectives:

- a. Comprehensive Hospital Increase Reimbursement Program (CHIRP);
- b. Network Access Improvement Program (NAIP);
- c. Texas Incentives for Physicians and Professional Services (TIPPS);
- d. Uniform Hospital Rate Increase Program (UHRIP); and

2. Supplemental Payment Programs - HHSC-directed payments made to hospitals for achieving certain goals or to support health care providers that see significant numbers of uninsured or persons without much money:

- a. Disproportionate Share Hospitals (DSH) program;
- b. Graduate Medical Education (GME);
- c. Hospital Uncompensated Care (UC) pool; and

3. Phase-Out Programs:

- a. Delivery System Reform Incentive Payment (DSRIP) pool.

I. Receive reports relating to Nueces Aid Program enrollment for the month-ended August 31, 2023:

1. Total Persons and Households Enrolled;
2. Enrollment Summary;
3. Denials;
4. Application Processing Summary; and
5. Enrollment by Zip Code.

7. **REGULAR AGENDA** - The Regular Agenda consists of those agenda items which are non-routine, not administrative in nature, or are otherwise in need of separate attention. Each Regular Agenda item will be voted upon separately if action is required:

A. **Finance:**

1. Receive and approve unaudited financial statements for the month and fiscal year-to-date period ended August 31, 2023. **(ACTION)**

2. Receive supplemental Fiscal Year 2024 Annual Budget documents. **(INFORMATION)**

3. Approve Interlocal Cooperation Agreement(s) relating to Hospital District's provision of funding for and/or payment of certain County Healthcare Expenditures during Fiscal Year 2024:

a. Agreement between Nueces County, Nueces Center for Mental Health and Intellectual Disabilities, and the Nueces County Hospital District relating to certain mental health-related programs to be provided by or through the NCMHID relating to diversion of persons from jails or other detention facilities; and

b. Agreements between Nueces County and the Nueces County Hospital District relating to:

1. City of Corpus Christi-Nueces County Public Health District for the purpose of providing local public health programs for the citizens of Corpus Christi and residents throughout Nueces County;

2. Emergency ambulance services provided by Emergency Service Districts within Nueces County and the City of Robstown to assist Nueces County in providing emergency medical services for residents in the unincorporated areas of County;

3. Medical and hospital care provided at and arranged by the Nueces County Juvenile Detention Facility;

4. Programs provided by various local agencies to assist Nueces County in the reduction and prevention of diabetes within Nueces County.

5. Programs to assist Nueces County in the reduction and prevention of drug abuse and alcoholism within the County:

1. Programs provided by Cenikor; and

2. Programs provided by the Council on Alcoholism and Drug Abuse.

(ACTION)

4. Discuss and consider amending certain Agreements to remove Hospital District as third-party and create a new, additional two-party Agreement between the County and Hospital District for the District to provide funding to the County for subject services:

a. Health Services Agreement between Nueces County, Armor Correctional Health Services, and Nueces County Hospital District relating to the provision of health care services at the Nueces County Jail; and

b. Agreement between Nueces County, Nueces Center for Mental Health and Intellectual Disabilities, and the Nueces County Hospital District relating to certain mental health-related programs to be provided by or through the NCMHID relating to diversion of persons from jails or other detention facilities. (*ACTION*)

B. Jail Healthcare Services:

1. Discuss support of healthcare services at the Nueces County Jail, including but not limited to improvements to the Jail's infirmary. (*INFORMATION*)

C. FEMA COVID-19 Pandemic Cost Recovery Application:

1. Receive update on the matter of pending Arbitration Agreement between the Federal Emergency Management Agency ("FEMA"), Texas Division of Emergency Management, and Nueces County Hospital District relating to Hospital District's arbitration request before the United States Civilian Board of Contract Appeals ("CBCA") in the matter identified as CBCA 7792-FEMA, *In the Matter of Nueces County Hospital District*. (*INFORMATION*)

D. Administrator's Actions:

1. Ratify Administrator's action(s) performed as part of his duties directing the affairs of the Hospital District and/or as required by the Board of Managers; duties established pursuant to Texas Health and Safety Code, §281.026(e):

a. Execution of Letter Agreement with Frost Bank extending current depository and related agreements through October 31, 2023. (*ACTION*)

E. Board of Managers Business:

1. Elect Board of Managers Officers for the term October 1, 2023 - September 30, 2024; annual officer elections pursuant to Board of Managers Bylaws, §2.2.A:

a. Chairman; and
b. Vice-Chairman. (*ACTION*)

2. Chairman-Elect appointment of Chairs and members to Standing Committees for term October 1, 2023 - September 30, 2024; appointments pursuant to Board of Managers Bylaws, §2.5.A:

- a. Finance;
- b. Planning; and
- c. Quality Management. (**ACTION**)

3. Chairman-Elect's establishment of Special Committees and appoint Chairs and members to the Committees for the term October 1, 2023 - September 30, 2024 as authorized by Board of Managers Bylaws, §2.5.A.

- a. Legislative; and
- b. Additional Special Committees. (**ACTION**)

8. ADMINISTRATOR'S BRIEFING:

A. Next scheduled Board of Managers and Board Committee regular meetings (all meetings' dates, times, and locations are subject to change):

1. Finance Committee: Tuesday, October 24, 2023, 11:30 AM in NCHD Board of Managers Meeting Room at 555 North Carancahua Street, Room 950-A, Corpus Christi, Texas 78401;

2. Legislative Committee: Tuesday, October 24, 2023, 11:50 AM in NCHD Board of Managers Meeting Room at 555 North Carancahua Street, Room 950-A, Corpus Christi, Texas 78401; and

3. Board of Managers: Tuesday, October 24, 2023, 12:00 Noon in NCHD Board of Managers Meeting Room at 555 North Carancahua Street, Room 950-A, Corpus Christi, Texas 78401. (**INFORMATION**)

9. **CLOSED MEETING** - Public Notice is hereby given that the Board of Managers may go into closed meeting session(s) at any time during the meeting to discuss any matter(s) listed on the agenda, when so authorized by the provisions of the Open Meetings Act, Texas Government Code, Chapter 551. *To the extent there has been a past practice of distinguishing items for public deliberation and those for executive session, the public is advised that the Board is departing from that practice and reserves the right to discuss any listed agenda items in a closed meeting when authorized by law to do so.* When the Board goes into closed session(s) regarding an agenda item(s), the section(s) of the Open Meetings Act authorizing the closed session will be publicly announced by the presiding officer. Should any final action, final decision, or final vote be required in the opinion of the Board with regard to any matter considered in closed session(s), then the final action, final decision, or final vote shall be either: (a) in the open meeting covered by the Notice upon reconvening of the public meeting; or (b) at a subsequent public meeting of the Board upon notice thereof, as the Board shall determine pursuant to applicable laws. The Board specifically expects to go into a closed session(s) on the matters listed below pursuant to the

Act, §551.071 and §551.074:

A. Consult with attorneys on matters relating to the Arbitration Agreement between the Federal Emergency Management Agency ("FEMA"), Texas Division of Emergency Management, and Nueces County Hospital District relating to the Hospital District's arbitration request before the United States Civilian Board of Contract Appeals ("CBCA") in the matter identified as CBCA 7792-FEMA, *In the Matter of Nueces County Hospital District*, and related matters; and

B. Consult with attorneys on matters relating to the amendment of escrow-related provisions of the CHRISTUS Spohn Health System Corporation Membership Agreement and related matters.

C. Consult with attorneys on personnel and related matters.

10. **OPEN MEETING** - Following the Closed Meeting, the Board of Managers will reconvene the Open Meeting prior to taking any action(s) on matters considered in the Closed Meeting or adjourning the meeting.

A. Consider final action, decision, or vote on matters considered in the Closed Meeting.
(ACTION AS NEEDED)

11. **ADJOURN**

**MINUTES
BOARD OF MANAGERS
NUECES COUNTY HOSPITAL DISTRICT
REGULAR MEETING
AUGUST 22, 2023**

The Nueces County Hospital District Board of Managers met at 12:00 p.m. Tuesday, August 22, 2023, in the NCHD Board Room at 555 N. Carancahua, Suite 950 – A Corpus Christi, Texas.

HOSPITAL DISTRICT REPRESENTATIVES:

Jonny F. Hipp	Administrator/CEO
Belinda Espinoza	Assistant Administrator, Administrative Services
Donna Littlefield	Director, Accounting & Finance
Mary Esther Guerra	Assistant County Attorney
John B. Martinez	General Counsel
Melissa Quintanilla	Executive Assistant/Human Resources
Carmina Hernandez Moreno	Administrative Assistant

OTHERS PRESENT:

Robert Caro, M.D.	Medical Director, Nueces County Jail
Capt. Belinda Bustamante	Nueces County Sherriff's Officer
J.C. Hooper	Nueces County Sherriff's Dept.
Bryan Hoffman	News Reporter Ch. 6
Andria Kovarik	MHID
Mike Davis	MHID
Mark Hendrix	MHID
Shawn Barnes	Corpus Christi Police Dept. – via Zoom
Becky Rios	Christus Spohn Hospital – via Zoom
David McElwain	Director of Advisory – via Zoom
Ronica Hutchinson	Gjerset & Lorenz – via Zoom
Danice Obregon	Nueces County Public Defender's Office – via Zoom

**BOARD OF MANAGERS
REGULAR MINUTES
MEETING
AUGUST 22, 2023**

1. WELCOME

2. ROLL CALL OF BOARD OF MANAGERS

- Y__ John E. Valls, MBA, Chairman
- X__ Vishnu V. Reddy, M.D., Vice Chairman
- Y__ Sylvia Tryon Oliver
- Y__ Belinda Flores, R.N.
- X__ Judge Mariana Garza
- Y__ Efrain Guerrero, Jr.
- Y__ Arthur Granado

3. CALL TO ORDER, ESTABLISHMENT OF QUORUM, MEETING POSTING CONFIRMATION, AND CLOSED MEETING NOTICE:

- A. Call to order – Mr. John E. Valls, Chairman.
The meeting was called to order by Mr. Valls at 12:10 p.m.
- B. Establish quorum – Mr. Valls.
A quorum was present with five members in attendance.

**John E. Valls, MBA, Chairman – PRESENT
Sylvia Tryon Oliver, Member – PRESENT
Belinda Flores, R.N., Member – PRESENT
Efrain Guerrero, Jr., Member – PRESENT
Arthur Granado, Member – PRESENT
Vishnu V. Reddy, M.D., Vice Chairman – ABSENT
Judge Mariana Garza, Member – ABSENT**

- C. Confirm posting of Meeting's public notice in accordance with Texas Open Meetings Act, Texas Government Code, Chapter 551.
- D. Public notice is hereby given that the Board of Managers may elect to go into Closed Meeting session(s) at any time during the meeting to discuss any matter(s) listed on the agenda when so authorized by the provisions of the Open Meetings Act, Texas Government Code, Chapter 551.

4. ANNOUNCEMENT ON DISCLOSURE OF CONFLICTS OF INTEREST. Any Conflicts of Interest or Appearance of a Conflict of Interest with items on this agenda shall be declared at this time. Members with conflicts will refrain from voting and are asked to refrain from discussion on such items. Conflicts discovered later in the meeting shall be

**BOARD OF MANAGERS
REGULAR MINUTES
MEETING
AUGUST 22, 2023**

disclosed at that time.

5. **PUBLIC COMMENT** - Persons attending in-person and wishing to comment on any item(s) on the agenda or any subject within the Board's responsibilities must sign-in on the "Agenda Item Request to Speak" form provided at the entrance of the Board meeting room at least five (5) minutes prior to commencement of the meeting. Persons attending via audio or video conference and wishing to comment on any item(s) on the agenda or any subject within the Board's responsibilities must verbally notify the presiding officer of their desire to comment when the officer calls for public comment from those attending via audio and video conference. Commenters shall limit their comments to three (3) minutes, except that Commenters addressing the Board through a translator shall limit their comments to six (6) minutes.

**Robert Caro M.D.
Capt. Belinda Bustamante
Mark Hendrix
Mike Davis
Andrea Kovarik**

6. **CONSENT AGENDA** - The Consent Agenda consists of those agenda items which are routine, administrative in nature, not in need of separate attention, and which a member of the Board has not requested be discussed separately. If requested to be discussed separately, that agenda item will be removed from the Consent Agenda by the presiding officer to the Regular Agenda and discussed as a part of the Regular Agenda at the appropriate time. All remaining items listed under the Consent Agenda will be voted upon in a single vote:

A. Approve Board of Managers minutes:

1. Public Hearing of July 24, 2023;
2. Regular Meeting of July 24, 2023; and
3. Special Meeting of August 16, 2023.

B. Receive listing of new vendors as of August 17, 2023; listing provided pursuant to Board of Managers Bylaws, §2.1.B and Texas Local Government Code, Chapter 176.

C. Receive hospital providers' quarterly reports relating to certain Indigent Care Affiliation Agreements associated with participation in the Texas Healthcare Transformation and Quality Improvement Program Medicaid 1115 Waiver for calendar quarter-ended June 30, 2023:

**BOARD OF MANAGERS
REGULAR MINUTES
MEETING
AUGUST 22, 2023**

1. CHRISTUS Spohn Health System Corporation Hospitals: Alice, Beeville, and Kleberg (Consolidated Report);
 2. Corpus Christi Medical Center; and
 3. Driscoll Children's Hospital.
- D. Receive summary payment information on Nueces County health care disbursements for Fiscal Year 2023 year-to-date:
1. Salaries, benefits, supplies, and intergovernmental transfers at/for City of Corpus Christi/Nueces County Public Health District;
 2. Emergency medical services provided in unincorporated areas of Nueces County;
 3. Supplemental and jail diversion program funding for Nueces Center for Mental Health and Intellectual Disabilities;
 4. Medical services provided at County correctional facilities:
 - a. Nueces County Jail; and
 - b. Nueces County Juvenile Detention Center;
 5. Funding for alcohol and drug abuse treatment programs:
 - a. Cenikor (Charlie's Place);
 - b. Council on Alcohol and Drug Abuse; and
 - c. Palmer Drug Abuse Program;
 6. Funding for diabetes prevention and supporting programs;
 7. Public health grants; and
 8. Legal and professional fees.
- E. Receive summary imputed claims information on medical and hospital care provided to the Nueces Aid Program population consistent with the CHRISTUS Spohn Health System Corporation Amended and Restated Membership Agreement for fiscal year-to-date period-ended July 31, 2023.
- F. Receive fiscal year-to-date Specified Annual Percentage-related revenue reports; revenue receipts pursuant to CHRISTUS Spohn Health System Corporation Amended and Restated Membership Agreement, Section 5.03.

**BOARD OF MANAGERS
REGULAR MINUTES
MEETING
AUGUST 22, 2023**

G. Receive monthly statement of escrow amounts deposited and/or withdrawn by CHRISTUS Spohn Health System Corporation; deposits pursuant to and consistent with Schedule 1 to CHRISTUS Spohn Health System Corporation Amended and Restated Membership Agreement; receive statements for months-ended: April 30, May 31, June 30, and July 31, 2023.

H. Receive statement of amounts deposited to and/or withdrawn from Local Provider Participation Fund for fiscal year-to-date; deposits and withdrawals pursuant to Board of Managers Order authorizing participation in a health care provider participation program pursuant to Texas Health and Safety Code, Chapter 298C, as amended.

I. Receive summary report of cumulative estimated provider payments and actual intergovernmental transfers made in support of local and other healthcare providers participating in Medicaid supplemental and directed payment programs sponsored by the Texas Health and Human Services Commission (HHSC):

1. Directed Payment Programs - Medicaid managed care organization payments to healthcare providers that support overall Medicaid program goals and objectives:

- a. Comprehensive Hospital Increase Reimbursement Program (CHIRP);
- b. Network Access Improvement Program (NAIP);
- c. Texas Incentives for Physicians and Professional Services (TIPPS);
- d. Uniform Hospital Rate Increase Program (UHRIP); and

2. Supplemental Payment Programs - HHSC-directed payments made to hospitals for achieving certain goals or to support health care providers that see significant numbers of uninsured or persons without much money:

- a. Disproportionate Share Hospitals (DSH) program;
- b. Graduate Medical Education (GME);
- c. Hospital Uncompensated Care (UC) pool; and

3. Phase-Out Programs:

- a. Delivery System Reform Incentive Payment (DSRIP) pool.

J. Receive reports relating to Nueces Aid Program enrollment for the month-ended July 31, 2023:

1. Total Persons and Households Enrolled;
2. Enrollment Summary;
3. Denials;
4. Application Processing Summary; and
5. Enrollment by Zip Code.

**BOARD OF MANAGERS
REGULAR MINUTES
MEETING
AUGUST 22, 2023**

Consent Agenda approved. Motion by Ms. Flores and seconded by Ms. Oliver. MOTION CARRIED.

7. REGULAR AGENDA - The Regular Agenda consists of those agenda items which are non-routine, not administrative in nature, or are otherwise in need of separate attention. Each Regular Agenda item will be voted upon separately if action is required:

A. Fiscal Year 2024 Budget:

1. Adopt Board of Managers Resolution committing an amount of the September 30, 2023 fiscal year-end General Fund balance to the subsequent fiscal year for payment of obligated, but not yet requested intergovernmental transfers relating to supplemental and/or directed payment programs operated by the Texas Health and Human Services Commission during Fiscal Year 2023. (*ACTION*)
2. Adopt Board of Managers Resolution relating to approval of the Member Revenue Allocation Percentage for the period October 1, 2023 - September 30, 2024 pursuant to Section 5.03(a) of the Amended and Restated CHRISTUS Spohn Health System Corporation Membership Agreement. (*ACTION*)
3. Adopt Board of Managers Resolutions incorporating specified funding into the Fiscal Year 2024 Annual Budget (October 1, 2023 - September 30, 2024) for:
 - a. County Healthcare Expenditures; and
 - Nueces Center for Mental Health and Intellectual Disabilities matching funds. (*ACTION*)

Items 7. A. 1, 2, 3. Motion by Ms. Oliver and seconded by Mr. Granado. MOTION CARRIED.

4. Adopt Board of Managers Resolution approving Fiscal Year 2024 Annual Budget (October 1, 2023 - September 30, 2024), approval pursuant to Texas Health and Safety Code, §281.091(b); Annual Budget includes:
 - a. General Fund;
 - b. Tobacco Fund;
 - c. Indigent Care Fund; and
 - d. Capital Budget. (*ACTION*)

Motion by Mr. Granado and seconded by Mr. Guerrero. MOTION CARRIED

**BOARD OF MANAGERS
REGULAR MINUTES
MEETING
AUGUST 22, 2023**

5. Authorize Administrator to negotiate and execute Interlocal Cooperation Agreement(s) with Nueces County relating to Hospital District's provision of funding for and/or payment of County Healthcare Expenditures during Fiscal Year 2024 and related matters. *(ACTION)*

**Motion by Mr. Granado and seconded by Ms. Flores.
MOTION CARRIED.**

B. Bank Depository:

1. Designate Frost Bank as depository for Hospital District funds for the four-year term October 1, 2023 - September 30, 2027; designation initializes award of Request for Application No. 2023-01 with finalization of award subject to Board of Managers approval of supplemental agreements to be negotiated; designation

pursuant to Chapter 116, Texas Local Government Code:

a. Adopt Order designating Frost Bank as depository for Hospital District funds; designation pursuant to Subchapter B, Texas Local Government Code, §116.025; and

b. Authorize Administrator to negotiate depository-related matters, including supplemental agreements with Frost Bank, to include, but not be limited to:

1. Bank Depository Agreement;
2. Security Agreement;
3. Pledgee Agreement;
4. Safekeeping agreements with associated entities; and
5. Other depository-related agreements. *(ACTION)*

**Motion by Mr. Guerrero and seconded by
Mr. Granado. MOTION CARRIED.**

C. Finance:

1. Financial Statements:

a. Receive and approve unaudited financial statements for the month and fiscal year-to-date period ended July 31, 2023. *(ACTION)*

**Motion by Ms. Flores and seconded by
Mr. Guerrero. MOTION CARRIED.**

**BOARD OF MANAGERS
REGULAR MINUTES
MEETING
AUGUST 22, 2023**

2. Quarterly Investment Report:

- a. Receive Quarterly Investment Report for fiscal quarter-ended June 30, 2023. *(INFORMATION)*

D. FEMA COVID-19 Pandemic Cost Recovery Application:

1. Receive update on the matter of pending Arbitration Agreement between the Federal Emergency Management Agency ("FEMA"), Texas Division of Emergency Management, and Nueces County Hospital District relating to Hospital District's arbitration request before the United States Civilian Board of Contract Appeals ("CBCA") in the matter identified as CBCA 7792-FEMA, *In the Matter of Nueces County Hospital District. (INFORMATION)*

E. Board of Managers Business:

1. Adopt Calendar Year 2024 Board of Managers meeting dates and times. *(ACTION)*

**Motion Ms. Oliver and seconded Mr. Guerrero.
MOTION CARRIED.**

F. Other Business:

1. Receive supporting documentation relating to Administrator's achievement of Employment Agreement-related performance goals during the fiscal year ended September 30, 2022 and approve related payment. *(ACTION)*

Item F. I, was discussed in Closed Session. Came back to Open Session. Motion from Mr. Granado and seconded by Ms. Flores. MOTION CARRIED.

Attachment per Mr. Hipp from Texas Health and Human Services inserted after Exhibit 3 but before Exhibit 4.

8. ADMINISTRATOR'S BRIEFING:

- A. Next scheduled Board of Managers and Board Committee regular meetings (all meetings' dates, times, and locations are subject to change):

1. Board of Managers: Tuesday, September 26, 2023 at 12:00 Noon in NCHD Board of Managers Meeting Room at 555 North Carancahua Street, Room 950-A,

**BOARD OF MANAGERS
REGULAR MINUTES
MEETING
AUGUST 22, 2023**

Corpus Christi, Texas 78401. **(INFORMATION)**

9. **CLOSED MEETING** - Public Notice is hereby given that the Board of Managers may go into closed meeting session(s) at any time during the meeting to discuss any matter(s) listed on the agenda, when so authorized by the provisions of the Open Meetings Act, Texas Government Code, Chapter 551. *To the extent there has been a past practice of distinguishing items for public deliberation and those for executive session, the public is advised that the Board is departing from that practice, and reserves the right to discuss any listed agenda items in a closed meeting when authorized by law to do so.* When the Board goes into closed session(s) regarding an agenda item(s), the section(s) of the Open Meetings Act authorizing the closed session will be publicly announced by the presiding officer. Should any final action, final decision, or final vote be required in the opinion of the Board with regard to any matter considered in closed session(s), then the final action, final decision, or final vote shall be either: (a) in the open meeting covered by the Notice upon reconvening of the public meeting; or (b) at a subsequent public meeting of the Board upon notice thereof, as the Board shall determine pursuant to applicable laws. The Board specifically expects to go into a closed session(s) on the matters listed below pursuant to the Act, §551.071.

A. Consult with attorneys on matters relating to Nueces County and Hospital District's property valuations, tax assessments, and related matters.

B. Consult with attorneys on matters relating to Fiscal Year 2024 Budget and related matters.

C. Consult with attorneys on matters relating to Interlocal Cooperation Agreement(s) with Nueces County and related matters.

D. Consult with attorneys on matters relating to CHRISTUS Spohn Health System Corporation Membership Agreement-related annual Member Revenue Allocation Percentage and related matters.

E. Consult with attorneys on matters relating to the Hospital District's arbitration request before the United States Civilian Board of Contract Appeals ("CBCA") in the matter CBCA 7792-FEMA, *In the Matter of Nueces County Hospital District* and related matters.

Mr. Valls, Chairman called for Close Session at 1:21 p.m.

10. **OPEN MEETING** - Following the Closed Meeting, the Board of Managers will reconvene the Open Meeting prior to taking any action(s) on matters considered in the

**BOARD OF MANAGERS
REGULAR MINUTES
MEETING
AUGUST 22, 2023**

Closed Meeting or adjourning the meeting.

Mr. Valls, Chairman called for Open Session at 1:42 p.m.

A. Discuss and consider final action, decision, or vote on matters considered in Closed Meeting. (*ACTION AS NEEDED*)

No action taken.

11. **ADJOURN** (In Memory of William DeWitt Alsup)

Motion adjourned by Mr. Valls, Chairma at 1:43 p.m.

**BOARD OF MANAGERS
REGULAR MINUTES
MEETING
AUGUST 22, 2023**

PRESIDING OFFICERS:

John E. Valls, MBA, Chairman

ATTEST:

Jonny F. Hipp, Secretary
Board of Managers
Nueces County Hospital District

**Nueces County Hospital District
Vendor Information List - Additional Vendors-Conflict of Interest Disclosure**

<u>Vendor ID</u>	<u>Vendor Name</u>	<u>Address</u>	<u>City</u>	<u>State</u>	<u>ZIP</u>
2104	Their Day Foundation	3209 South Staples, Room 130	Corpus Christi	TX	78404

Nueces County Hospital District
 County Health Care Department Expenditures
 Cash Disbursements Relating to
 Fiscal Year 2023

	Oct	Nov	Dec	Jan	Feb	Mar	Apr	May	Jun	Jul	Aug	Sep	Fiscal 2023 YTD	Budget 2023	Balance
County Healthcare Services															
Health Dept - County	0.00	0.00	0.00	0.00	0.00	0.00	0.00	0.00	0.00	0.00	0.00	0.00	0.00	2,000,000.00	2,000,000.00
Emergency Medical Services	0.00	0.00	0.00	116,100.00	0.00	0.00	0.00	120,000.00	0.00	0.00	130,500.00	0.00	366,600.00	650,000.00	283,400.00
NC MHID - Fund Matching	0.00	0.00	0.00	242,280.00	0.00	0.00	242,280.00	0.00	0.00	242,280.00	0.00	0.00	726,840.00	969,129.00	242,289.00
NC MHID - Jail Programs	0.00	176,813.03	237,980.34	276,362.77	258,650.19	282,603.06	227,446.06	252,547.50	181,315.79	155,041.94	197,522.25	0.00	2,246,282.93	3,018,000.00	771,717.07
Mental Healthcare Services Dept	6,767.47	223.93	104,143.47	0.00	0.00	25.09	0.00	0.00	79,310.36	0.00	0.00	0.00	190,470.32	273,000.00	82,529.68
NC Juvenile Center	19,477.57	20,679.73	58,982.51	39,737.05	89,111.88	60,047.64	52,844.11	72,219.51	31,251.16	7,294.45	14,188.03	0.00	465,833.64	474,000.00	8,166.36
Nueces County Jail Services	353,224.55	353,224.55	353,224.55	422,223.53	376,454.17	376,542.38	403,860.59	353,224.55	375,753.52	371,190.44	353,224.55	0.00	4,092,147.38	4,478,695.00	386,547.62
Cenikor	0.00	0.00	0.00	0.00	0.00	0.00	0.00	0.00	0.00	0.00	0.00	0.00	0.00	60,000.00	60,000.00
Council on Alcohol & Drug Abuse	0.00	0.00	0.00	0.00	0.00	0.00	0.00	0.00	0.00	0.00	0.00	0.00	0.00	50,000.00	50,000.00
Diabetes Program - County	0.00	0.00	0.00	0.00	0.00	0.00	0.00	0.00	0.00	0.00	0.00	0.00	0.00	50,000.00	50,000.00
HALO-Flight Funding	0.00	0.00	0.00	0.00	0.00	0.00	0.00	15,000.00	0.00	0.00	0.00	0.00	15,000.00	15,000.00	0.00
County Public Health Grants	0.00	0.00	85,000.00	0.00	0.00	0.00	0.00	0.00	0.00	0.00	0.00	0.00	85,000.00	170,000.00	85,000.00
Totals	379,469.59	550,941.24	839,330.87	1,096,703.35	724,216.24	719,218.17	926,430.76	812,991.56	667,630.83	775,806.83	695,434.83	0.00	8,188,174.27	12,207,824.00	4,019,649.73

**Nueces County Hospital District
Imputed Claims Experience for Calendar Year 2023
As if Adjudicated January 1, 2023 through August 31, 2023**

Service	Claims	Billed	Contract Amt.	Co Insurance	Net
ER	2,629	14,687,301	2,025,538	70,168	1,955,370
ASU	430	9,123,619	811,573	24,520	787,053
Clinic	7,247	8,357,070	2,299,424	99,705	2,199,719
Obs	70	2,272,469	492,321	14,184	478,137
OP	8,956	30,130,361	7,517,064	421,475	7,095,589
Subtotal	19,332	64,570,820	13,145,920	630,052	12,515,868
IP	331	27,510,907	1,489,211	36,738	1,452,473
SNF					-
RX	78,921	32,438,361	12,471,610	348,723	12,122,887
Physician	18,969	8,141,816	2,484,618	93,640	2,390,978
Total	117,553	132,661,904	29,591,359	1,109,153	28,482,206

NOTE:

The Revised and Restated Indigent Care Agreement was terminated effective September 30, 2012. After that date, the District no longer makes payment to CHRISTUS Spohn for providing health care services to the Nueces Aid Indigent population. Under the terms of the Membership Agreement amended and restated effective November 18, 2015, CHRISTUS Spohn has committed to continue to provide health care services to the Nueces Aid Indigent population and, and at the request of the District, continues to submit informational claims to the District to permit the District to monitor the volume of health care services furnished to the Nueces Aid Indigent population.

Nueces County Hospital District
 Spohn Corporate Member Revenue Analysis
 Fiscal Year 2023

Member Revenue % 7.0%

	October	November	December	January	February	March	April	May	June	July	August	September	Totals
Beginning Bal:	8,610,975.63	10,231,635.79	10,518,828.66	12,264,423.80	14,728,225.34	16,220,292.93	15,253,553.14	35,803,798.19	37,975,175.35	24,012,031.83	25,877,726.35	21,238,541.14	8,610,975.63
<u>Membership Revenue Deposits</u>													
Week 1	432,839.19	611,792.22	634,393.97	392,942.03	511,190.69	765,202.67	452,054.94	746,936.88	398,005.84	584,054.59	623,248.36	559,698.88	6,712,360.26
Week 2	554,299.98	565,185.73	550,363.71	538,528.20	585,771.56	597,840.20	600,965.15	525,260.61	483,770.54	692,286.36	645,936.91	567,795.74	6,908,004.69
Week 3	601,467.77	627,556.90	513,594.51	589,275.06	461,070.05	512,405.44	529,949.58	668,150.86	607,264.03	493,854.36	574,660.25	603,663.77	6,782,912.58
Week 4	528,903.71	439,440.47	642,640.85	525,129.11	514,988.48	630,243.69	608,842.81	709,108.18	622,806.27	622,256.37	658,228.62		6,502,588.56
Week 5			574,994.53	574,994.53		556,964.35			703,665.13				1,835,624.01
Subtotal	2,117,510.65	2,243,975.32	2,340,993.04	2,620,868.93	2,073,020.78	3,062,656.35	2,191,812.48	2,649,456.53	2,815,511.81	2,392,451.68	2,502,074.14	1,731,158.39	28,741,490.10



received
09/12/23

Monthly Report

CHRISTUS SPOHN HEALTH SYSTEM CORP /
NUECES COUNTY HOSPITAL DISTRICT

08/01/2023 to 08/31/2023

Your Account Administrator is

ALICE WOLAN 678-221-5948

Other Interested Party

Your Relationship Manager

Prepared by: TMI TRUST COMPANY
5901 PEACHTREE DUNWOODY RD
SUITE C495
ATLANTA, GA 30328

(800) 241-5568

Prepared for:
NUECES COUNTY HOSPITAL DISTRICT
ATTN: JONNY HIPPI
555 NORTH CARANCAHUA ST STE 950
CORPUS CHRISTI, TX 78401-0835



Summary of Activity

Portfolio Value on 07/31/2023	10,249,832.67
Additions	0.00
Distributions	-7,273,680.86
Expenses	0.00
Unrealized Gains since Market Value of 07/31/2023	0.00
Dividends Received	39,711.30
Interest Received	0.00
Other Income Received	0.00
Management Fees	0.00
Portfolio Value on 08/31/2023	3,015,863.11

Portfolio Allocation

Asset Class	Market Value	Book Value	Est. Annual Income	Current Yield
CASH & EQUIVALENTS	3,015,863.11	3,015,863.11	142,951.91	4.74%
Total	3,015,863.11	3,015,863.11	142,951.91	4.74%

	Units	Price	Market Value
BANK ACCOUNTS			
MONEY MARKET FUNDS			
1. BLACKROCK LIQUIDITY FUNDS (BTCXX)	3,015,863.1100	1.0000	3,015,863.11
TOTAL BANK ACCOUNTS			<u>3,015,863.11</u>
	TOTAL INVESTMENTS		3,015,863.11
	*INCOME CASH ON HAND		0.00
	*PRINCIPAL CASH ON HAND		<u>0.00</u>
	TOTAL ASSETS		<u><u>3,015,863.11</u></u>

TOTAL CASH: 0.00

* Income and principal cash are held in
TMI BANK DEPOSIT SERIES IV



Trust Company
Specialized Trust Services

REPORT OF INCOME CASH

CHRISTUS SPOHN HEALTH SYSTEM CORP /
NUECES COUNTY HOSPITAL DISTRICT

ACCOUNT 4343721 FOR DATES 08/01/2023 TO 08/31/2023

BEGINNING BALANCE

0.00

NO TRANSACTIONS DURING THIS PERIOD

INCOME CASH BALANCE

0.00



Trust Company
Specialized Trust Services

REPORT OF PRINCIPAL CASH

CHRISTUS SPOHN HEALTH SYSTEM CORP /
NUECES COUNTY HOSPITAL DISTRICT

ACCOUNT 4343721 FOR DATES 08/01/2023 TO 08/31/2023

BEGINNING BALANCE **0.00**

~~~~~ **PRINCIPAL CASH RECEIPTS** ~~~~~

|                                             |              |                     |
|---------------------------------------------|--------------|---------------------|
| <b>1. ASSET SALES AND TRANSFERS</b>         |              |                     |
| Proceeds from Sale of Asset                 |              |                     |
| BLACKROCK LIQUIDITY FUNDS                   |              |                     |
| 08/21/2023 Sold 7,273,680.86 shares at 1.00 | 7,273,680.86 |                     |
| Purchased on 05/01/2009                     |              |                     |
| No gain or loss                             |              |                     |
|                                             | 7,273,680.86 |                     |
| Total Proceeds from Sale of Asset           | 7,273,680.86 |                     |
| TOTAL ASSET SALES AND TRANSFERS             |              | 7,273,680.86        |
| <b>TOTAL PRINCIPAL CASH RECEIPTS</b>        |              | <b>7,273,680.86</b> |

~~~~~ **PRINCIPAL CASH DISBURSEMENTS** ~~~~~

| | | |
|---|---------------|----------------------|
| 2. DISTRIBUTION OF PRINCIPAL | | |
| Distribution of Principal | | |
| 08/21/2023 WIRE TO BANK OF AMERICA FOR CHRISTUS | -7,273,680.86 | |
| HEALTH DISBURSEMENT | | |
| Check # PNCWIR | | |
| | -7,273,680.86 | |
| Total Distribution of Principal | -7,273,680.86 | |
| TOTAL DISTRIBUTION OF PRINCIPAL | | -7,273,680.86 |
| TOTAL PRINCIPAL CASH DISBURSEMENTS | | -7,273,680.86 |

PRINCIPAL CASH BALANCE **0.00**



Trust Company
Specialized Trust Services

REPORT OF NON-CASH ENTRIES

CHRISTUS SPOHN HEALTH SYSTEM CORP /
NUECES COUNTY HOSPITAL DISTRICT

ACCOUNT 4343721 FOR DATES 08/01/2023 TO 08/31/2023

| | Market Value | Book Value |
|------------------------------------|------------------|------------------|
| NON-CASH INCREASES | | |
| 1. DIVIDEND REINVESTMENT | | |
| Dividend Reinvestment | | |
| BLACKROCK LIQUIDITY FUNDS | | |
| 08/01/2023 39,711.3 shares at 1.00 | 39,711.30 | 39,711.30 |
| | <u>39,711.30</u> | <u>39,711.30</u> |
| Total Dividend Reinvestment | 39,711.30 | 39,711.30 |
| TOTAL DIVIDEND REINVESTMENT | 39,711.30 | 39,711.30 |
| | <u>39,711.30</u> | <u>39,711.30</u> |
| TOTAL NON-CASH INCREASES | <u>39,711.30</u> | <u>39,711.30</u> |

Nueces County Hospital District
 Nueces LPPF Activity
 Fiscal Year 2023

| | October | November | December | January | February | March | April | May | June | July | August | September | Totals |
|-------------------------------------|----------------------|------------------------|----------------------|----------------------|------------------------|----------------------|----------------------|----------------------|------------------------|----------------------|-----------------------|-----------------------|-------------------------|
| Beginning Balan | 21,552,873.57 | 42,028,688.29 | 28,342,155.37 | 28,679,061.23 | 28,584,342.66 | 27,893,368.68 | 27,729,787.30 | 27,812,165.28 | 48,465,838.54 | 333,766.35 | 10,953,315.14 | 10,135,960.05 | 21,552,873.57 |
| <u>Deposits</u> | | | | | | | | | | | | | |
| Christus Spohn | 8,593,003.25 | 8,593,003.25 | | | 8,593,003.25 | | | 8,593,003.25 | 8,593,003.25 | 3,619,535.34 | | | 46,584,551.59 |
| CCMC | 5,715,374.00 | 5,715,374.00 | | | 5,715,374.00 | | | 5,715,374.00 | 5,715,374.00 | 2,739,699.90 | | | 31,316,569.90 |
| CC Rehab | 261,256.50 | | 261,256.50 | | 261,256.50 | | | 261,256.50 | | 85,106.94 | 261,256.50 | | 1,391,389.44 |
| Driscoll | 4,689,720.50 | 4,689,720.50 | | | 4,689,720.50 | | | 4,689,720.50 | 4,689,720.50 | 3,748,517.82 | | | 27,197,120.32 |
| PAM Specialty | 341,892.50 | 341,892.50 | | | 341,892.50 | | | 341,892.50 | | 0.00 | 288,618.32 | | 1,656,188.32 |
| PAM Rehab | 340,715.25 | 340,715.25 | | | 340,715.25 | | | 340,715.25 | | 92,123.28 | 340,715.25 | | 1,795,699.53 |
| S. TX Surgical | 604,730.50 | 604,730.50 | | | 604,730.50 | | | 604,730.50 | 604,730.50 | 329,508.84 | | | 3,353,161.34 |
| Subtotal | 20,546,692.50 | 20,285,436.00 | 261,256.50 | 0.00 | 20,546,692.50 | 0.00 | 0.00 | 20,546,692.50 | 19,602,828.25 | 10,614,492.12 | 890,590.07 | 0.00 | 113,294,680.44 |
| Interest | 79,122.22 | 65,114.16 | 75,649.36 | 78,102.36 | 28,869.96 | 84,069.36 | 82,377.98 | 106,980.76 | 175,022.30 | 5,056.67 | 36,120.33 | | 816,485.46 |
| Transfers In | | | | | | | | | | | | | 0.00 |
| Total Deposits | 20,625,814.72 | 20,350,550.16 | 336,905.86 | 78,102.36 | 20,575,562.46 | 84,069.36 | 82,377.98 | 20,653,673.26 | 19,777,850.55 | 10,619,548.79 | 926,710.40 | 0.00 | 114,111,165.90 |
| <u>Inter-Governmental Transfers</u> | | | | | | | | | | | | | |
| UC | | | | | (21,266,536.44) | (247,650.74) | | | | | | (1,008,130.13) | (22,522,317.31) |
| DSRIP | | | | (172,820.93) | | | | | | | | | (172,820.93) |
| CHIRP | | (33,564,840.35) | | | | | | | (67,759,922.74) | | (1,665,565.58) | | (102,990,328.67) |
| TIPPS | | (472,242.73) | | | | | | | | | (78,499.91) | | (550,742.64) |
| DSH | | | | | | | | | | | | | 0.00 |
| UHRIP | | | | | | | | | | | | | 0.00 |
| Total IGT's | 0.00 | (34,037,083.08) | 0.00 | (172,820.93) | (21,266,536.44) | (247,650.74) | 0.00 | 0.00 | (67,759,922.74) | 0.00 | (1,744,065.49) | (1,008,130.13) | (126,236,209.55) |
| Transfers Out | (150,000.00) | | | | | | | | | (150,000.00) | | | (300,000.00) |
| Bank Fees | | | | | | | | | | | | | 0.00 |
| Ending Balance | 42,028,688.29 | 28,342,155.37 | 28,679,061.23 | 28,584,342.66 | 27,893,368.68 | 27,729,787.30 | 27,812,165.28 | 48,465,838.54 | 333,766.35 | 10,953,315.14 | 10,135,960.05 | 9,127,829.92 | 9,127,829.92 |

Nueces County Hospital District
 Medicaid Payment Programs/Directed Payment Programs
 Estimated Provider Payments & IGT History
 FY2012 to Present

| Provider | DSRIP | UC | DSH | UHRIP | NAIP | CHIRP | TIPPS | TOTALS | |
|---|--------------------|--------------------|--------------------|--------------------|--------------------|--------------------|------------------|----------------------|-------------|
| Christus Spohn - Corpus Christi | 393,023,597 | 530,075,851 | 266,619,703 | 55,407,073 | 132,164,843 | 78,308,148 | 3,876,301 | 1,459,475,515 | 48% |
| Christus Spohn Rural (Alice/Beeville/Kleberg) | 48,398,858 | 205,714,715 | 0 | 14,881,126 | 0 | 14,025,865 | 0 | 283,020,563 | 9% |
| Corpus Christi Medical Center | 121,850,134 | 152,273,403 | 0 | 47,953,129 | 0 | 114,116,706 | 0 | 436,193,372 | 14% |
| Driscoll Childrens Hospital | 314,822,705 | 22,740,908 | 0 | 0 | 0 | 415,701,638 | 479,717 | 753,744,969 | 25% |
| Detar Hospital | 24,949,804 | 47,723,156 | 0 | 15,297,365 | 0 | 0 | 0 | 87,970,325 | 3% |
| North Bay General Hospital | 0 | 0 | 0 | 503,238 | 0 | 0 | 0 | 503,238 | 0% |
| South Texas Surgical Hospital | 0 | 0 | 0 | 902,639 | 0 | 0 | 0 | 902,639 | 0% |
| Corpus Chrisit Rehab Hospital | 0 | 0 | 0 | 296,670 | 0 | 0 | 0 | 296,670 | 0% |
| PAM Specialty Hospital | 0 | 0 | 0 | 1,330 | 0 | 0 | 0 | 1,330 | 0% |
| PAM Rehab Hospital | 0 | 0 | 0 | 646,941 | 0 | 0 | 0 | 646,941 | 0% |
| Nueces County Health Dept | 21,809,410 | 0 | 0 | 0 | 0 | 0 | 0 | 21,809,410 | 1% |
| TOTALS | 924,854,508 | 958,528,033 | 266,619,703 | 135,889,510 | 132,164,843 | 622,152,356 | 4,356,019 | 3,044,564,972 | 100% |

* Estimated Receipts for Entities (IGT + FMAP), Subject to HHSC Review and Administrative Fees

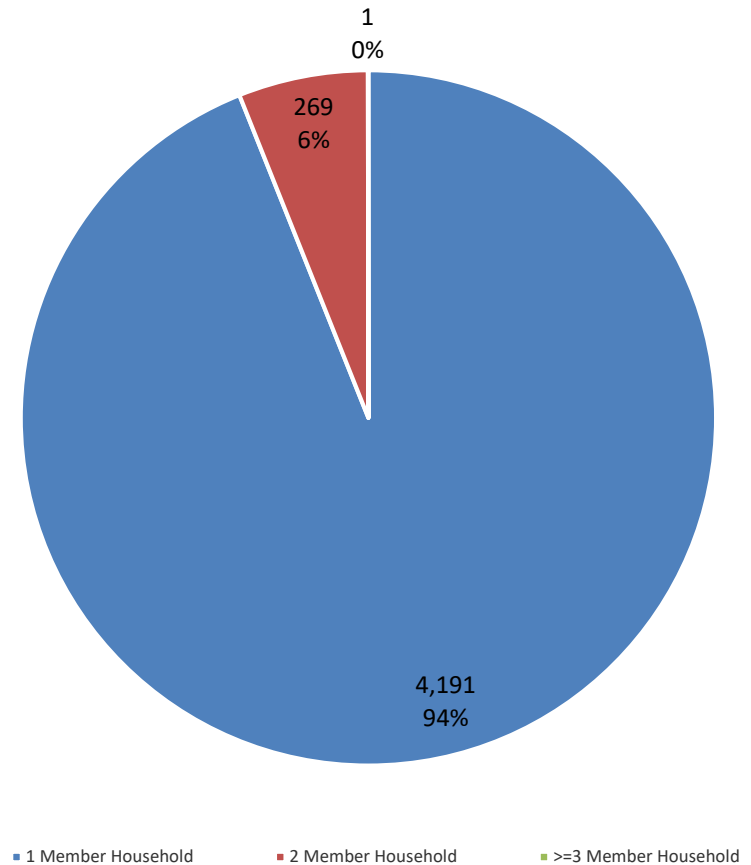
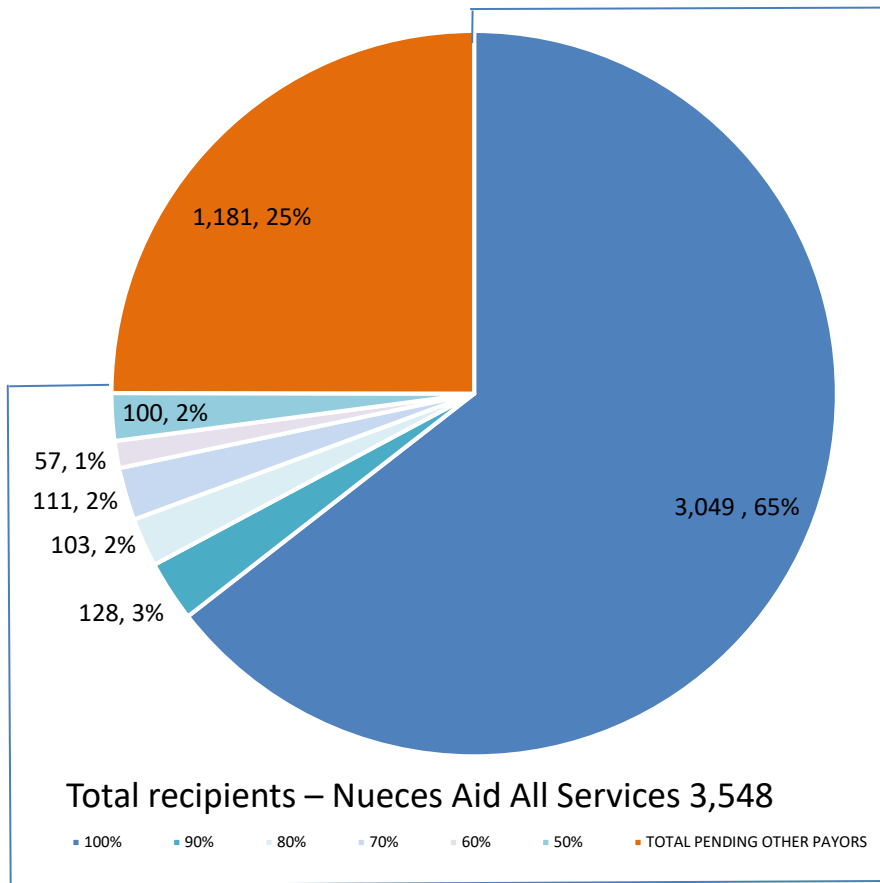
| IGT Source | DSRIP | UC | DSH | UHRIP | NAIP | CHIRP | TIPPS | TOTALS |
|---------------------------------|--------------------|--------------------|--------------------|-------------------|-------------------|--------------------|------------------|----------------------|
| Nueces County Hospital District | 338,074,018 | 313,519,085 | 94,329,100 | 59,112,085 | 51,952,739 | 14,665,081 | 0 | 871,652,108 |
| Nueces LPPF | 27,902,997 | 58,788,222 | 7,478,253 | 0 | 0 | 218,883,828 | 1,855,623 | 314,908,923 |
| TOTALS | 365,977,014 | 372,307,307 | 101,807,354 | 59,112,085 | 51,952,739 | 233,548,910 | 1,855,623 | 1,186,561,031 |

August 2023

Nueces Aid Program Enrollment

Total Enrolled
4,729

Total Households
4,461



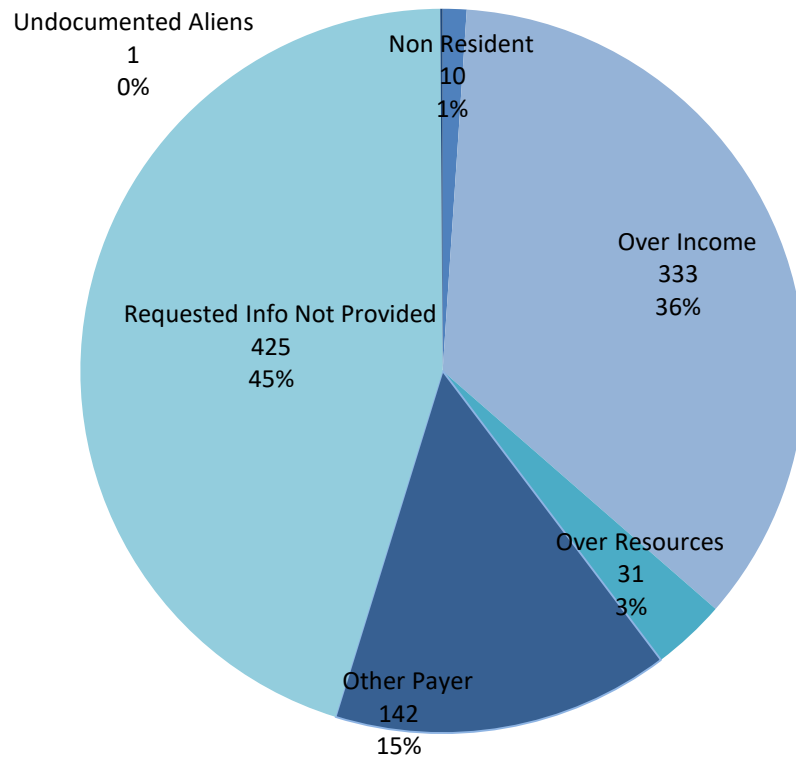
Nueces Aid Program Enrollment Summary Calendar Year 2023

| | Jan | Feb | Mar | Apr | May | Jun | Jul | Aug | Sep | Oct | Nov | Dec | YTD 2023
Average | Comments |
|-----------------------------------|--------------|--------------|--------------|--------------|--------------|--------------|--------------|--------------|-----|-----|-----|-----|---------------------|---|
| PENDING OTHER PAYORS | | | | | | | | | | | | | | |
| TANF | 49 | 40 | 46 | 52 | 56 | 55 | 49 | 46 | | | | | 49 | |
| % | 4.3% | 3.6% | 4.0% | 4.5% | 4.8% | 4.7% | 4.2% | 3.9% | | | | | 4.2% | |
| SSI-SSID | 685 | 675 | 701 | 702 | 707 | 695 | 712 | 722 | | | | | 700 | |
| % | 59.8% | 60.1% | 61.1% | 60.7% | 60.3% | 59.9% | 60.5% | 61.1% | | | | | 60.4% | These individuals are eligible for NCHD assistance if denied assistance by other payer. |
| Other Payor | 411 | 408 | 401 | 403 | 410 | 411 | 416 | 413 | | | | | 409 | |
| % | 35.9% | 36.3% | 34.9% | 34.8% | 35.0% | 35.4% | 35.3% | 35.0% | | | | | 35.3% | |
| TOTAL PENDING OTHER PAYORS | 1,145 | 1,123 | 1,148 | 1,157 | 1,173 | 1,161 | 1,177 | 1,181 | | | | | 1,158 | |
| | 23.3% | 23.1% | 23.5% | 24.3% | 24.5% | 24.4% | 24.8% | 25.0% | | | | | 24.1% | |
| HOUSEHOLDS BY SIZE | | | | | | | | | | | | | | |
| 1 Member Household | 4,368 | 4,337 | 4,350 | 4,251 | 4,268 | 4,235 | 4,207 | 4,191 | | | | | 4,276 | The percentage for each size household is calculated by dividing the number of each member household by the total number of households. |
| % | 94.1% | 94.2% | 94.3% | 94.2% | 94.3% | 94.2% | 94.0% | 93.9% | | | | | 94.2% | |
| 2 Member Household | 271 | 262 | 261 | 258 | 259 | 262 | 267 | 269 | | | | | 264 | |
| % | 5.8% | 5.7% | 5.7% | 5.7% | 5.7% | 5.8% | 6.0% | 6.0% | | | | | 5.8% | |
| >=3 Member Household | 3 | 3 | 3 | 2 | 1 | 1 | 1 | 1 | | | | | 2 | |
| % | 0.1% | 0.1% | 0.1% | 0.0% | 0.0% | 0.0% | 0.0% | 0.0% | | | | | 0.0% | |
| TOTAL HOUSEHOLDS | 4,642 | 4,602 | 4,614 | 4,511 | 4,528 | 4,498 | 4,475 | 4,461 | | | | | 4,541 | |

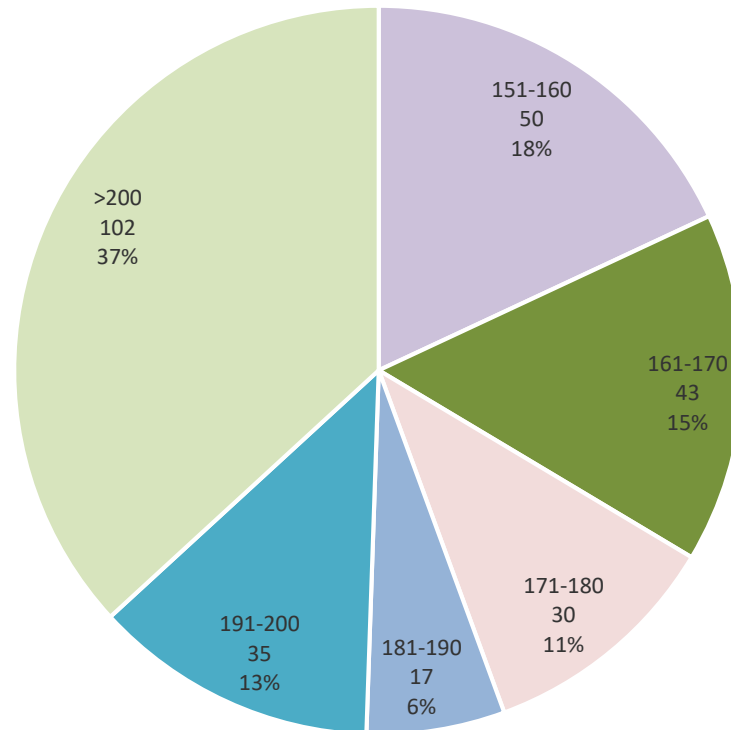
NUECES AID DENIALS

Calendar Year 2023
January-August

Denial Reasons



Comparison of Over Income Case to 2023 HHS Poverty Guidelines



**Nueces Aid Program
Application Processing Summary Calendar Year 2023**

| | Jan | Feb | Mar | Apr | May | Jun | Jul | Aug | Sep | Oct | Nov | Dec | YTD
2023 | Comments |
|--------------------------------------|-------|-------|-------|-------|-------|-------|-------|-------|-----|-----|-----|-----|-------------|---|
| TOTAL APPLICATIONS | 923 | 759 | 958 | 821 | 874 | 799 | 854 | 904 | | | | | 6,892 | |
| - Approved | 789 | 653 | 844 | 696 | 750 | 695 | 733 | 790 | | | | | 5,950 | |
| % | 85.5% | 86.0% | 88.1% | 84.8% | 85.8% | 87.0% | 85.8% | 87.4% | | | | | 86.3% | Since FY 1999, the denial rate is based on all denied individuals in the household. |
| - Denied | 134 | 106 | 114 | 125 | 124 | 104 | 121 | 114 | | | | | 942 | |
| % | 14.5% | 14.0% | 11.9% | 15.2% | 14.2% | 13.0% | 14.2% | 12.6% | | | | | 13.7% | |
| APPROVALS BY PLAN TYPE | | | | | | | | | | | | | | |
| NUECES AID - All Services | | | | | | | | | | | | | | |
| 100% | 551 | 446 | 596 | 463 | 531 | 489 | 502 | 540 | | | | | 4,118 | |
| % | 69.8% | 68.3% | 70.6% | 66.5% | 70.8% | 70.4% | 68.5% | 68.4% | | | | | 69.2% | |
| 90% | 27 | 24 | 24 | 27 | 23 | 17 | 18 | 18 | | | | | 178 | |
| % | 3.4% | 3.7% | 2.8% | 3.9% | 3.1% | 2.4% | 2.5% | 2.3% | | | | | 3.0% | |
| 80% | 20 | 21 | 20 | 16 | 13 | 23 | 11 | 19 | | | | | 143 | |
| % | 2.5% | 3.2% | 2.4% | 2.3% | 1.7% | 3.3% | 1.5% | 2.4% | | | | | 2.4% | |
| 70% | 17 | 15 | 17 | 16 | 15 | 14 | 23 | 21 | | | | | 138 | The percentage of approvals by plan option is calculated by dividing the number for each plan option by the total number of approved applications. |
| % | 2.2% | 2.3% | 2.0% | 2.3% | 2.0% | 2.0% | 3.1% | 2.7% | | | | | 2.3% | |
| 60% | 11 | 18 | 7 | 11 | 12 | 6 | 8 | 11 | | | | | 84 | |
| % | 1.4% | 2.8% | 0.8% | 1.6% | 1.6% | 0.9% | 1.1% | 1.4% | | | | | 1.4% | |
| 50% | 19 | 11 | 21 | 22 | 15 | 15 | 14 | 12 | | | | | 129 | |
| % | 2.4% | 1.7% | 2.5% | 3.2% | 2.0% | 2.2% | 1.9% | 1.5% | | | | | 2.2% | |
| TOTAL | 645 | 535 | 685 | 555 | 609 | 564 | 576 | 621 | | | | | 4,790 | |
| % | 81.7% | 81.9% | 81.2% | 79.7% | 81.2% | 81.2% | 78.6% | 78.6% | | | | | 80.5% | |
| HOUSEHOLDS BY SIZE - APPROVED | | | | | | | | | | | | | | |
| 1 Member Household | 690 | 599 | 732 | 622 | 675 | 600 | 628 | 697 | | | | | 5,243 | The percentage for each size household is calculated by dividing the number of households in the category by the total number of approved households. |
| % | 93.2% | 95.7% | 92.8% | 94.4% | 94.7% | 92.6% | 92.2% | 93.7% | | | | | 93.6% | |
| 2 Member Household | 50 | 27 | 56 | 37 | 38 | 48 | 53 | 47 | | | | | 356 | |
| % | 6.8% | 4.3% | 7.1% | 5.6% | 5.3% | 7.4% | 7.8% | 6.3% | | | | | 6.4% | |
| 3 or > Member Household | 0 | 0 | 1 | 0 | 0 | 0 | 0 | 0 | | | | | 1 | Households pending other payors are not included. |
| % | 0.0% | 0.0% | 0.1% | 0.0% | 0.0% | 0.0% | 0.0% | 0.0% | | | | | 0.0% | |
| TOTAL HOUSEHOLDS APPROVED | 740 | 626 | 789 | 659 | 713 | 648 | 681 | 744 | | | | | 5,600 | |

**Nueces Aid Program
Application Processing Summary Calendar Year 2023**

| | Jan | Feb | Mar | Apr | May | Jun | Jul | Aug | Sep | Oct | Nov | Dec | YTD
2023 | Comments |
|---|------------|------------|------------|------------|------------|------------|------------|------------|-----|-----|-----|-----|-------------|--|
| NCHD DENIALS - Reasons for Denials | | | | | | | | | | | | | | |
| Non Resident | 1 | 0 | 2 | 4 | 2 | 1 | 0 | 0 | | | | | 10 | The percentage for each denial reason is calculated by dividing the number of individuals for each reason by the total number of individuals denied. |
| % | 0.7% | 0.0% | 1.8% | 3.2% | 1.6% | 1.0% | 0.0% | 0.0% | | | | | 1.1% | |
| Over Income | 57 | 49 | 34 | 34 | 34 | 37 | 44 | 44 | | | | | 333 | The percentage for each denial reason is calculated by dividing the number of individuals for each reason by the total number of individuals denied. |
| % | 42.5% | 46.2% | 29.8% | 27.2% | 27.4% | 35.6% | 36.4% | 38.6% | | | | | 35.4% | |
| Over Resources | 6 | 2 | 6 | 7 | 2 | 2 | 3 | 3 | | | | | 31 | The percentage for each denial reason is calculated by dividing the number of individuals for each reason by the total number of individuals denied. |
| % | 4.5% | 1.9% | 5.3% | 5.6% | 1.6% | 1.9% | 2.5% | 2.6% | | | | | 3.3% | |
| Other Payer | 27 | 13 | 12 | 17 | 19 | 20 | 17 | 17 | | | | | 142 | The percentage for each denial reason is calculated by dividing the number of individuals for each reason by the total number of individuals denied. |
| % | 20.1% | 12.3% | 10.5% | 13.6% | 15.3% | 19.2% | 14.0% | 14.9% | | | | | 15.1% | |
| Requested Info Not Provided | 43 | 42 | 60 | 63 | 66 | 44 | 57 | 50 | | | | | 425 | The percentage for each denial reason is calculated by dividing the number of individuals for each reason by the total number of individuals denied. |
| % | 32.1% | 39.6% | 52.6% | 50.4% | 53.2% | 42.3% | 47.1% | 43.9% | | | | | 45.1% | |
| Undocumented Aliens | 0 | 0 | 0 | 0 | 1 | 0 | 0 | 0 | | | | | 1 | Note: UA code eff 08/01/01 |
| % | 0.0% | 0.0% | 0.0% | 0.0% | 0.8% | 0.0% | 0.0% | 0.0% | | | | | 0.1% | |
| TOTAL DENIALS | 134 | 106 | 114 | 125 | 124 | 104 | 121 | 114 | | | | | 942 | |
| HOUSEHOLDS BY SIZE - DENIED | | | | | | | | | | | | | | |
| 1 Member Household | 99 | 86 | 88 | 98 | 100 | 82 | 98 | 90 | | | | | 741 | The denial percentage for each size household is calculated by dividing the number for each household size by the total number of denied households. |
| % | 83.2% | 89.6% | 87.1% | 87.5% | 89.3% | 88.2% | 89.1% | 88.2% | | | | | 87.7% | |
| 2 Member Household | 16 | 10 | 13 | 14 | 12 | 11 | 12 | 12 | | | | | 100 | The denial percentage for each size household is calculated by dividing the number for each household size by the total number of denied households. |
| % | 13.4% | 10.4% | 12.9% | 12.5% | 10.7% | 11.8% | 10.9% | 11.8% | | | | | 11.8% | |
| 3 or > Member Household | 4 | 0 | 0 | 0 | 0 | 0 | 0 | 0 | | | | | 4 | Households pending other payors are not included. |
| % | 3.4% | 0.0% | 0.0% | 0.0% | 0.0% | 0.0% | 0.0% | 0.0% | | | | | 0.5% | |
| TOTAL HOUSEHOLDS DENIED | 119 | 96 | 101 | 112 | 112 | 93 | 110 | 102 | | | | | 845 | |
| PENDING APPLICATIONS | | | | | | | | | | | | | | |
| Pending documentation | 91 | 93 | 102 | 85 | 79 | 98 | 79 | 114 | | | | | 93 | The YTD number for incomplete applications is the average of the monthly incomplete applications. |
| TANF | 8 | 5 | 18 | 16 | 11 | 10 | 15 | 14 | | | | | 14 | |
| SSI-SSID | 63 | 58 | 75 | 66 | 58 | 59 | 83 | 79 | | | | | 79 | |
| Other Payor | 73 | 55 | 66 | 59 | 72 | 62 | 59 | 76 | | | | | 76 | |

**NCHD
Eligibility History**

| | Jan | Feb | Mar | Apr | May | Jun | July | Aug | Sep | Oct | Nov | Dec | CY Total | Avg |
|-------------|-------|-------|-------|-------|-------|-------|-------|-------|-------|-------|-------|-------|----------|-------|
| 2018 | | | | | | | | | | | | | | |
| NCHD | 5,630 | 5,708 | 5,674 | 5,613 | 5,471 | 5,481 | 5,492 | 5,438 | 5,396 | 5,467 | 5,673 | 5,235 | 66,278 | 5,523 |
| Pend | 1,488 | 1,483 | 1,398 | 1,386 | 1,349 | 1,336 | 1,324 | 1,317 | 1,337 | 1,327 | 1,313 | 1,270 | 16,328 | 1,361 |
| Total | 7,118 | 7,191 | 7,072 | 6,999 | 6,820 | 6,817 | 6,816 | 6,755 | 6,733 | 6,794 | 6,986 | 6,505 | 82,606 | 6,884 |
| % of PY | 97% | 99% | 97% | 96% | 93% | 93% | 93% | 94% | 94% | 94% | 98% | 93% | 95% | 95% |
| 2019 | | | | | | | | | | | | | | |
| NCHD | 5,277 | 5,181 | 5,075 | 5,024 | 4,957 | 4,961 | 4,996 | 4,943 | 4,970 | 5,064 | 4,944 | 4,821 | 60,213 | 5,018 |
| Pend | 1,294 | 1,260 | 1,289 | 1,305 | 1,274 | 1,281 | 1,330 | 1,356 | 1,339 | 1,357 | 1,330 | 1,277 | 15,692 | 1,308 |
| Total | 6,571 | 6,441 | 6,364 | 6,329 | 6,231 | 6,242 | 6,326 | 6,299 | 6,309 | 6,421 | 6,274 | 6,098 | 75,905 | 6,325 |
| % of PY | 92% | 90% | 90% | 90% | 91% | 92% | 93% | 93% | 94% | 95% | 90% | 94% | 92% | 92% |
| 2020 | | | | | | | | | | | | | | |
| NCHD | 4,963 | 4,955 | 4,903 | 4,731 | 5,132 | 4,698 | 4,198 | 3,660 | 3,260 | 3,604 | 3,752 | 3,868 | 51,724 | 4,310 |
| Pend | 1,268 | 1,243 | 1,218 | 1,141 | 1,187 | 1,106 | 1,043 | 968 | 861 | 899 | 923 | 945 | 12,802 | 1,067 |
| Total | 6,231 | 6,198 | 6,121 | 5,872 | 6,319 | 5,804 | 5,241 | 4,628 | 4,121 | 4,503 | 4,675 | 4,813 | 64,526 | 5,377 |
| % of PY | 95% | 96% | 96% | 93% | 101% | 93% | 83% | 73% | 65% | 70% | 75% | 79% | 85% | 85% |
| 2021 | | | | | | | | | | | | | | |
| NCHD | 3,806 | 3,678 | 3,567 | 3,521 | 3,667 | 3,852 | 3,953 | 4,080 | 4,142 | 4,091 | 3,948 | 3,863 | 46,168 | 3,847 |
| Pend | 932 | 921 | 922 | 964 | 981 | 1,014 | 1,052 | 1,028 | 1,039 | 1,060 | 1,070 | 1,076 | 12,059 | 1,005 |
| Total | 4,738 | 4,599 | 4,489 | 4,485 | 4,648 | 4,866 | 5,005 | 5,108 | 5,181 | 5,151 | 5,018 | 4,939 | 58,227 | 4,852 |
| % of PY | 76% | 74% | 73% | 76% | 74% | 84% | 95% | 110% | 126% | 114% | 107% | 103% | 90% | 90% |
| 2022 | | | | | | | | | | | | | | |
| NCHD | 3,781 | 3,711 | 3,738 | 3,755 | 3,805 | 3,869 | 3,910 | 3,945 | 4,042 | 3,987 | 3,884 | 3,785 | 46,212 | 3,851 |
| Pend | 1,093 | 1,061 | 1,110 | 1,113 | 1,144 | 1,150 | 1,147 | 1,183 | 1,191 | 1,191 | 1,181 | 1,171 | 13,735 | 1,145 |
| Total | 4,874 | 4,772 | 4,848 | 4,868 | 4,949 | 5,019 | 5,057 | 5,128 | 5,233 | 5,178 | 5,065 | 4,956 | 59,947 | 4,996 |
| % of PY | 103% | 104% | 108% | 109% | 106% | 103% | 101% | 100% | 101% | 101% | 101% | 100% | 103% | 103% |
| 2023 | | | | | | | | | | | | | | |
| NCHD | 3,767 | 3,186 | 3,727 | 3,611 | 3,614 | 3,599 | 3,565 | 3,548 | | | | | 28,617 | 3,577 |
| Pend | 1,145 | 1,677 | 1,148 | 1,157 | 1,173 | 1,161 | 1,177 | 1,181 | | | | | 9,819 | 1,227 |
| Total | 4,912 | 4,863 | 4,875 | 4,768 | 4,787 | 4,760 | 4,742 | 4,729 | - | - | - | - | 38,436 | 4,805 |
| % of PY | 101% | 102% | 101% | 98% | 97% | 95% | 94% | 92% | 0% | 0% | 0% | 0% | 64% | 96% |



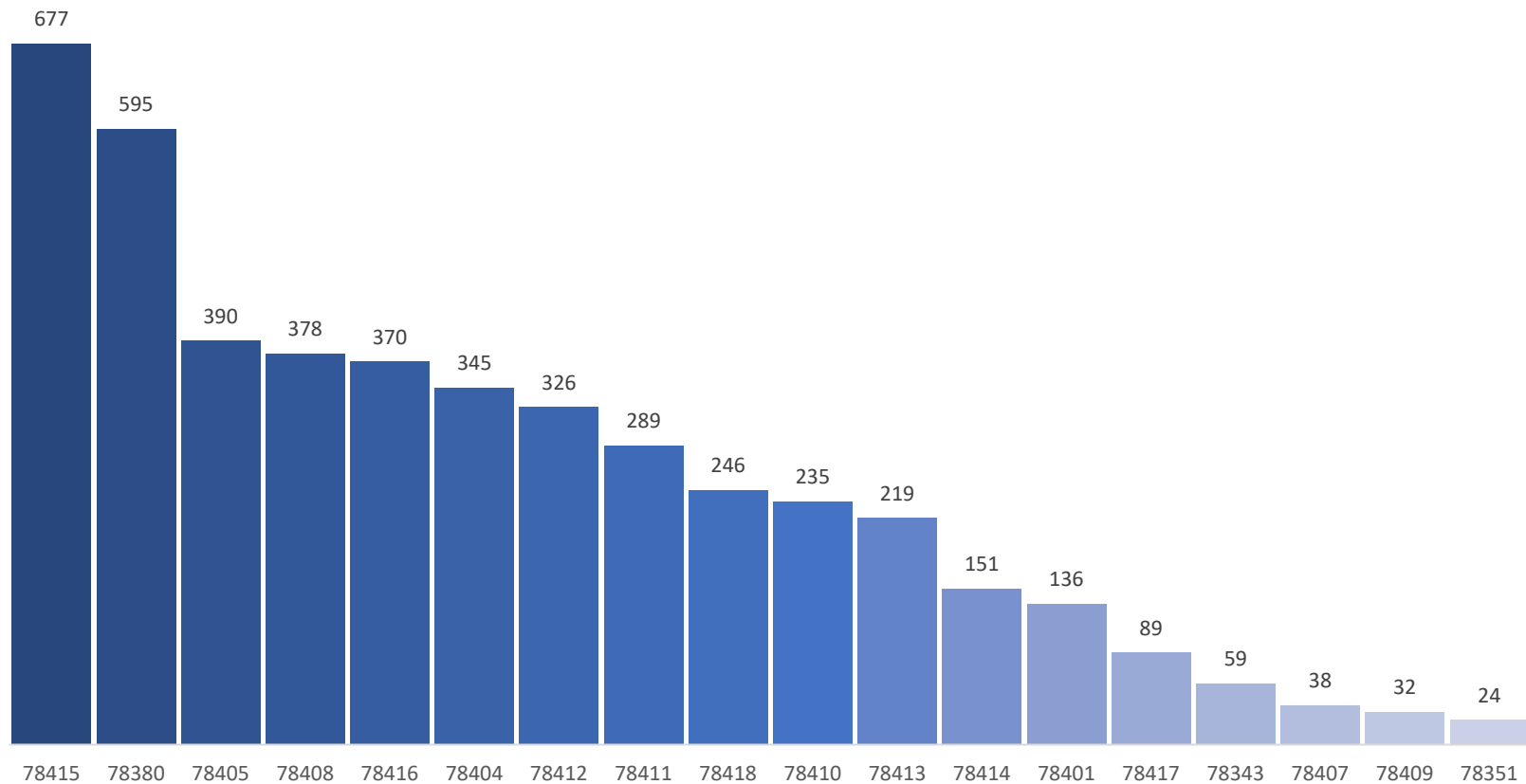
**Annual Comparative Enrollment Report
Calendar Year 2023**

| Month | Enrollment | | Increase/(Decrease) | |
|-------|------------|-------|---------------------|-----------|
| | 2023 | 2022 | % | Enrollees |
| Jan | 4,912 | 4,874 | 0.78% | 38 |
| Feb | 4,863 | 4,772 | 1.91% | 91 |
| Mar | 4,875 | 4,848 | 0.56% | 27 |
| Apr | 4,768 | 4,868 | -2.05% | -100 |
| May | 4,787 | 4,949 | -3.27% | -162 |
| Jun | 4,760 | 5,019 | -5.16% | -259 |
| Jul | 4,742 | 5,057 | -6.23% | -315 |
| Aug | 4,729 | 5,128 | -7.78% | -399 |
| Sep | | | | |
| Oct | | | | |
| Nov | | | | |
| Dec | | | | |



Nueces County Hospital District

Enrollment by Zipcode as of August 2023

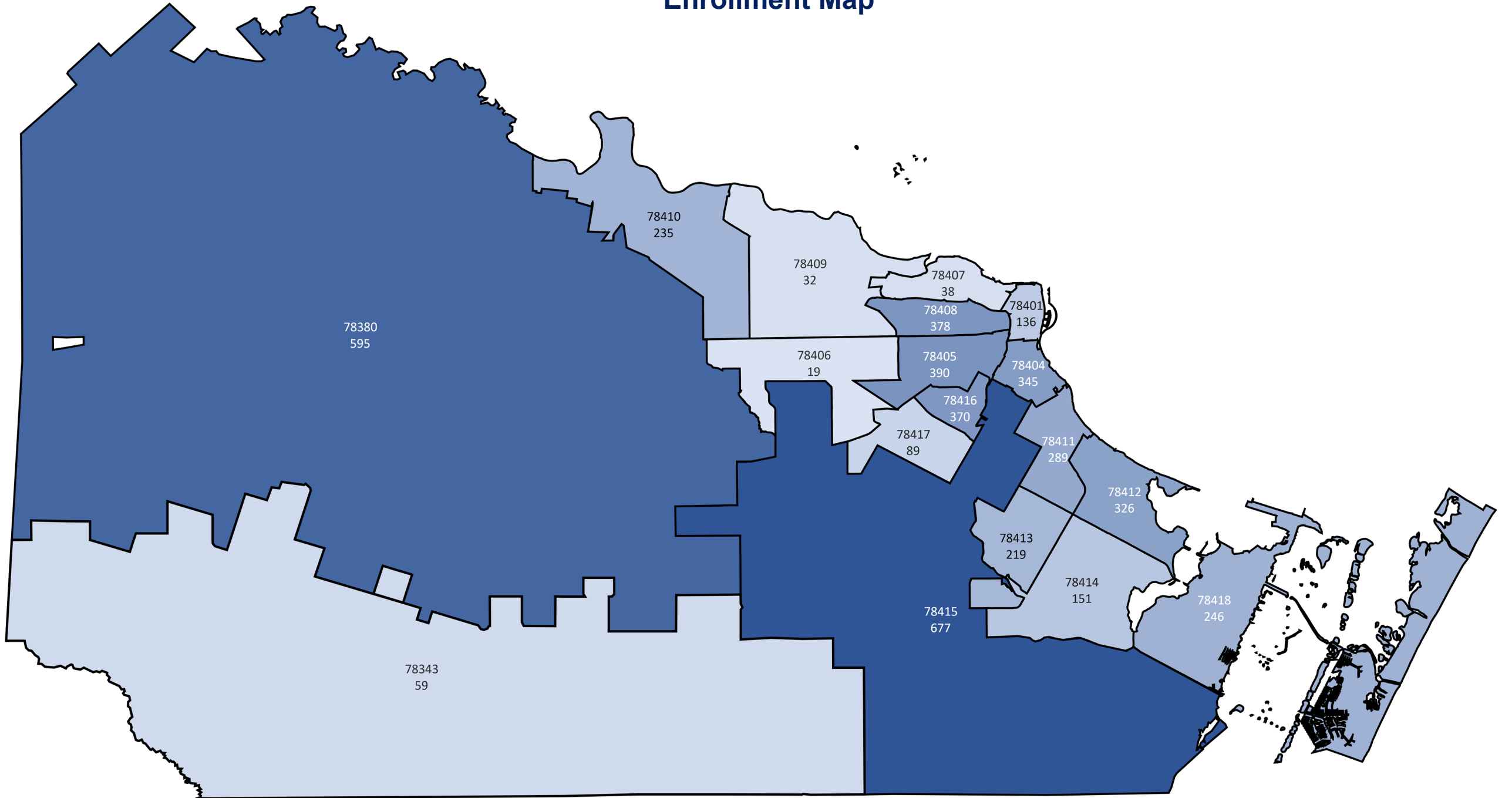


**Nueces County Hospital District
Enrollment by Zip Code
As of 8/31/2023**

| Zip Code | Description | Members | % to Total |
|-----------------|--|----------------|-------------------|
| 78415 | CC:FM 665 to CR 61 to County Line to Weber & Crosstown | 677 | 14% |
| 78380 | Robstown | 595 | 13% |
| 78405 | CC:19th to Port Ave to Agnes, includes HPG | 390 | 8% |
| 78408 | CC:Hwy 358 to Lipan Between I-37 & Agnes | 378 | 8% |
| 78416 | CC:Hwy 358 to Old Brownsville to Tarlton to Weber, includes Molina | 370 | 8% |
| 78404 | CC:Six Points | 345 | 7% |
| 78412 | CC:Airline to Hwy 358 to Ennis Joslin to Ocean Drive | 326 | 7% |
| 78411 | CC:Ocean Drive to So Staples to Hwy 358 to Weber to Kostoryz | 289 | 6% |
| 78418 | CC:Flour Bluff | 246 | 5% |
| 78410 | CC:Annville and Calallen | 235 | 5% |
| 78413 | CC:Weber to Holly rd to So Staples to Oso Pkwy | 219 | 5% |
| 78414 | CC:So Staples to Holly Rd to Cayo Del Oso to Oso Creek | 151 | 3% |
| 78401 | CC:Downtown and Cargo Docks | 136 | 3% |
| 78417 | CC:Old Brownsville to Ayers to Saratoga | 89 | 2% |
| 78343 | Bishop + FM 665 to CR 107 W to CR 57E | 59 | 1% |
| 78407 | CC: I-37 Up River Rd to South Port Ave to Joe Fulton Corridor | 38 | 1% |
| 78409 | CC:Hwy 44 to Up River Rd to Rand Morgan E to Hwy 358 | 32 | 1% |
| 78351 | Driscoll | 24 | 1% |
| | Subtotal | 4,599 | 97% |
| | Total | 4,729 | |



Nueces County Hospital District Enrollment Map



Nueces County Hospital District
Combined Balance Sheet - All Fund Types & Account Groups
 As of 08/31/2023
 (In Whole Numbers)

UNAUDITED

| | General Fund | Special
Revenue Fund | Trust Fund | General Fixed
Assets | General Long
Term Debt | TOTAL |
|---|-------------------|-------------------------|---------------|-------------------------|---------------------------|--------------------|
| Assets | | | | | | |
| Cash & Cash Equivalents | 51,013,204 * | 14,150,608 | 69,424 | 0 | 0 | 65,233,236 |
| Investments | 14,707,846 | 41,700,382 | 0 | 0 | 0 | 56,408,228 |
| Accrued Interest | 29,229 | 205,818 | 309 | 0 | 0 | 235,356 |
| Taxes Receivable, Net of Allowance | 3,339,125 | 0 | 0 | 0 | 0 | 3,339,125 |
| Other Receivables | 591,171 | 0 | 0 | 0 | 0 | 591,171 |
| Due from Other Funds | 22,836 | 0 | 0 | 0 | 0 | 22,836 |
| Prepaid Expenditures | 64,667 | 0 | 0 | 0 | 0 | 64,667 |
| Restricted Cash & Cash Equivalents - LPPF | 10,135,960 | 0 | 0 | 0 | 0 | 10,135,960 |
| Fixed Assets | 0 | 0 | 0 | 14,170,694 | 0 | 14,170,694 |
| Amt to be Provided for Retirement of LT
Debt | 0 | 0 | 0 | 0 | 65,503 | 65,503 |
| Total Assets | <u>79,904,038</u> | <u>56,056,809</u> | <u>69,732</u> | <u>14,170,694</u> | <u>65,503</u> | <u>150,266,776</u> |
| Liabilities | | | | | | |
| Accounts Payable | 3,317,571 | 0 | 0 | 0 | 0 | 3,317,571 |
| Accrued Payroll & Related Liabilities | 341,213 | 0 | 0 | 0 | 0 | 341,213 |
| Intergovernmental Transfer Obligations | 10,135,960 | 0 | 0 | 0 | 0 | 10,135,960 |
| Due to Other Funds | 0 | 0 | 22,836 | 0 | 0 | 22,836 |
| Deferred Revenue | 3,339,125 | 0 | 0 | 0 | 0 | 3,339,125 |
| Long Term Paid Time Off | 0 | 0 | 0 | 0 | 65,503 | 65,503 |
| Total Liabilities | <u>17,133,869</u> | <u>0</u> | <u>22,836</u> | <u>0</u> | <u>65,503</u> | <u>17,222,208</u> |
| Fund Equity | | | | | | |
| Fund Balance | 41,531,628 | 0 | 46,896 | 14,170,694 | 0 | 55,749,218 |
| Committed to: | | | | | | |
| Intergovernmental Transfers | 21,238,541 | 0 | 0 | 0 | 0 | 21,238,541 |
| Indigent Care | 0 | 56,054,674 | 0 | 0 | 0 | 56,054,674 |
| Assigned to County Health Care | 0 | 2,135 | 0 | 0 | 0 | 2,135 |
| Total Fund Equity | <u>62,770,169</u> | <u>56,056,809</u> | <u>46,896</u> | <u>14,170,694</u> | <u>0</u> | <u>133,044,568</u> |
| Total Liabilities & Fund Equity | <u>79,904,038</u> | <u>56,056,809</u> | <u>69,732</u> | <u>14,170,694</u> | <u>65,503</u> | <u>150,266,776</u> |

* General Fund Cash & Equivalents balance includes \$21,238,541 in committed funds.

Nueces County Hospital District
Statement of Revenues and Expenditures - All Governmental and Trust Funds
General Fund
From 8/1/2023 Through 8/31/2023
(In Whole Numbers)

UNAUDITED

| | Current Period Actual | Current Year Actual |
|---|-----------------------|---------------------|
| Revenues | | |
| Taxes | 879,704 | 38,300,157 |
| Penalties & Interest - Taxes | 36,145 | 358,908 |
| Spohn Corporate Member Revenue | 2,502,074 | 27,010,332 |
| Investment Income | 312,490 | 2,933,331 |
| Other Income | 225 | 553,934 |
| Total Revenues | 3,730,639 | 69,156,662 |
| Current Expenditures | | |
| Intergovernmental Transfers | 7,250,114 | 34,107,560 |
| County Healthcare Funding | 911,635 | 10,877,538 |
| Salaries | 165,801 | 1,299,006 |
| Benefits | 52,183 | 626,454 |
| Legal & Professional Fees | 25,737 | 691,064 |
| Purchased Services | 76,183 | 1,101,806 |
| Supplies & Materials | 1,254 | 17,736 |
| Rent & Leases | 11,384 | 136,433 |
| Repairs & Maintenance | 3,935 | 4,468 |
| Utilities | 5,666 | 34,957 |
| Insurance | 2,077 | 22,125 |
| Administrative & General | 5,729 | 74,915 |
| Capital Outlay | 0 | 19,140 |
| Total Current Expenditures | 8,511,698 | 49,013,202 |
| Excess of Revenues Over Expenditures Before Sources/Uses | (4,781,060) | 20,143,460 |
| Other Financing Sources & Uses | | |
| Operating Transfers In | 0 | (711,000) |
| Total Other Financing Sources & Uses | 0 | (711,000) |
| Excess of Revenues Over Expenditures After Sources & Uses | (4,781,060) | 20,854,460 |
| Fund Balance, Beginning of Year | | 41,915,709 |
| FUND BALANCE, END OF YEAR | | 62,770,169 |

UNAUDITED

Nueces County Hospital District
Statement of Revenues and Expenditures - All Governmental and Trust Funds
Special Revenue Fund
From 8/1/2023 Through 8/31/2023
(In Whole Numbers)

| | <u>Current Period Actual</u> | <u>Current Year Actual</u> |
|---|------------------------------|----------------------------|
| Revenues | | |
| Investment Income | 143,350 | 1,176,123 |
| Tobacco Settlement Proceeds | <u>0</u> | <u>710,315</u> |
| Total Revenues | <u>143,350</u> | <u>1,886,438</u> |
|
 | | |
| Excess of Revenues Over Expenditures Before Sources/Uses | <u>143,350</u> | <u>1,886,438</u> |
|
 | | |
| Other Financing Sources & Uses | | |
| Operating Transfers Out | <u>0</u> | <u>711,000</u> |
| Total Other Financing Sources & Uses | <u>0</u> | <u>711,000</u> |
|
 | | |
| Excess of Revenues Over Expenditures After Sources & Uses | <u>143,350</u> | <u>1,175,438</u> |
|
 | | |
| Fund Balance, Beginning of Year | | 54,881,371 |
|
 | | |
| FUND BALANCE, END OF YEAR | | <u><u>56,056,809</u></u> |

Nueces County Hospital District
Statement of Revenues and Expenditures - All Governmental and Trust Funds
Trust Fund
From 8/1/2023 Through 8/31/2023
(In Whole Numbers)

UNAUDITED

| | Current Period Actual | Current Year Actual |
|---|-----------------------|---------------------|
| Revenues | | |
| Investment Income | 309 | 2,818 |
| Total Revenues | 309 | 2,818 |
| Current Expenditures | | |
| Benefits | 567 | 18,811 |
| Administrative & General | 29 | 1,417 |
| Total Current Expenditures | 595 | 20,228 |
| Excess of Revenues Over Expenditures Before Sources/Uses | (287) | (17,410) |
| Excess of Revenues Over Expenditures After Sources & Uses | (287) | (17,410) |
| Fund Balance, Beginning of Year | | 64,306 |
| FUND BALANCE, END OF YEAR | | 46,896 |

Nueces County Hospital District
Statement of Revenues and Expenditures - Actual v. Budget
General Fund
From 8/1/2023 Through 8/31/2023
(In Whole Numbers)

UNAUDITED

| | Current Period
Actual | Current Period
Budget | Current Period
Budget Variance | Current Year
Actual | YTD Budget | YTD Budget
Variance |
|--|--------------------------|--------------------------|-----------------------------------|------------------------|-------------------|------------------------|
| Revenues | | | | | | |
| Taxes | 879,704 | 0 | 879,704 | 38,300,157 | 36,929,581 | 1,370,576 |
| Penalties & Interest - Taxes | 36,145 | 53,755 | (17,610) | 358,908 | 340,580 | 18,328 |
| Spohn Corporate Member Revenue | 2,502,074 | 2,333,333 | 168,741 | 27,010,332 | 25,666,663 | 1,343,669 |
| Investment Income | 312,490 | 24,352 | 288,138 | 2,933,331 | 351,602 | 2,581,729 |
| Other Income | 225 | 0 | 225 | 553,934 | 250,000 | 303,934 |
| Total Revenues | <u>3,730,639</u> | <u>2,411,440</u> | <u>1,319,199</u> | <u>69,156,662</u> | <u>63,538,426</u> | <u>5,618,236</u> |
| Current Expenditures | | | | | | |
| Intergovernmental Transfers | 7,250,114 | 22,197,932 | 14,947,818 | 34,107,560 | 44,204,182 | 10,096,622 |
| County Healthcare Funding | 911,635 | 1,001,903 | 90,268 | 10,877,538 | 11,205,942 | 328,404 |
| Salaries | 165,801 | 134,871 | (30,930) | 1,299,006 | 1,541,537 | 242,531 |
| Benefits | 52,183 | 59,085 | 6,902 | 626,454 | 686,176 | 59,722 |
| Legal & Professional Fees | 25,737 | 129,667 | 103,930 | 691,064 | 1,426,341 | 735,277 |
| Purchased Services | 76,183 | 90,929 | 14,746 | 1,101,806 | 1,283,241 | 181,435 |
| Supplies & Materials | 1,254 | 1,791 | 537 | 17,736 | 19,709 | 1,973 |
| Rent & Leases | 11,384 | 13,875 | 2,491 | 136,433 | 152,629 | 16,196 |
| Repairs & Maintenance | 3,935 | 834 | (3,101) | 4,468 | 9,174 | 4,706 |
| Utilities | 5,666 | 4,000 | (1,666) | 34,957 | 44,000 | 9,043 |
| Insurance | 2,077 | 2,566 | 489 | 22,125 | 28,234 | 6,109 |
| Administrative & General | 5,729 | 36,534 | 30,805 | 74,915 | 401,890 | 326,975 |
| Capital Outlay | 0 | 0 | 0 | 19,140 | 215,400 | 196,260 |
| Extraordinary | 0 | 417 | 417 | 0 | 4,587 | 4,587 |
| Total Current Expenditures | <u>8,511,698</u> | <u>23,674,404</u> | <u>15,162,706</u> | <u>49,013,202</u> | <u>61,223,042</u> | <u>12,209,840</u> |
| Excess of Revenues Over Expenditures
Before Sources/Uses | <u>(4,781,060)</u> | <u>(21,262,964)</u> | <u>16,481,904</u> | <u>20,143,460</u> | <u>2,315,384</u> | <u>17,828,076</u> |
| Other Financing Sources & Uses | | | | | | |
| Operating Transfers In | 0 | 0 | 0 | (711,000) | (600,000) | 111,000 |
| Total Other Financing Sources & Uses | <u>0</u> | <u>0</u> | <u>0</u> | <u>(711,000)</u> | <u>(600,000)</u> | <u>111,000</u> |
| Excess of Revenues Over Expenditures
After Sources & Uses | <u>(4,781,060)</u> | <u>(21,262,964)</u> | <u>16,481,904</u> | <u>20,854,460</u> | <u>2,915,384</u> | <u>17,939,076</u> |
| Fund Balance, Beginning of Year | | | | 41,915,709 | 0 | 41,915,709 |
| FUND BALANCE, END OF YEAR | | | | <u>62,770,169</u> | <u>2,915,384</u> | <u>59,854,785</u> |

Nueces County Hospital District
 Statement of Revenues and Expenditures - Actual v. Budget
 Tobacco Settlement Fund
 From 8/1/2023 Through 8/31/2023
 (In Whole Numbers)

| | Current Period
Actual | Current Period
Budget | Current Period
Budget Variance | Current Year
Actual | YTD Budget | YTD Budget
Variance |
|--|--------------------------|--------------------------|-----------------------------------|------------------------|-----------------|------------------------|
| Revenues | | | | | | |
| Investment Income | 10 | 0 | 10 | 2,073 | 0 | 2,073 |
| Tobacco Settlement Proceeds | <u>0</u> | <u>0</u> | <u>0</u> | <u>710,315</u> | <u>600,000</u> | <u>110,315</u> |
| Total Revenues | <u>10</u> | <u>0</u> | <u>10</u> | <u>712,388</u> | <u>600,000</u> | <u>112,388</u> |
| Excess of Revenues Over Expenditures
Before Sources/Uses | <u>10</u> | <u>0</u> | <u>10</u> | <u>712,388</u> | <u>600,000</u> | <u>112,388</u> |
| Other Financing Sources & Uses | | | | | | |
| Operating Transfers Out | <u>0</u> | <u>0</u> | <u>0</u> | <u>711,000</u> | <u>600,000</u> | <u>(111,000)</u> |
| Total Other Financing Sources & Uses | <u>0</u> | <u>0</u> | <u>0</u> | <u>711,000</u> | <u>600,000</u> | <u>(111,000)</u> |
| Excess of Revenues Over Expenditures
After Sources & Uses | <u>10</u> | <u>0</u> | <u>10</u> | <u>1,388</u> | <u>0</u> | <u>1,388</u> |
| Fund Balance, Beginning of Year | | | | 747 | 0 | 747 |
| FUND BALANCE, END OF YEAR | | | | <u><u>2,135</u></u> | <u><u>0</u></u> | <u><u>2,135</u></u> |

Nueces County Hospital District
Statement of Revenues and Expenditures - Actual v. Budget
Indigent Care Fund
From 8/1/2023 Through 8/31/2023
(In Whole Numbers)

UNAUDITED

| | Current Period
Actual | Current Period
Budget | Current Period
Budget Variance | Current Year
Actual | YTD Budget | YTD Budget
Variance |
|--|--------------------------|--------------------------|-----------------------------------|------------------------|------------|------------------------|
| Revenues | | | | | | |
| Investment Income | 143,340 | 30,902 | 112,438 | 1,174,050 | 339,019 | 835,031 |
| Total Revenues | 143,340 | 30,902 | 112,438 | 1,174,050 | 339,019 | 835,031 |
| Excess of Revenues Over Expenditures
Before Sources/Uses | 143,340 | 30,902 | 112,438 | 1,174,050 | 339,019 | 835,031 |
| Excess of Revenues Over Expenditures
After Sources & Uses | 143,340 | 30,902 | 112,438 | 1,174,050 | 339,019 | 835,031 |
| Fund Balance, Beginning of Year | | | | 54,880,624 | 0 | 54,880,624 |
| FUND BALANCE, END OF YEAR | | | | 56,054,674 | 339,019 | 55,715,655 |



NUECES COUNTY HOSPITAL DISTRICT

OPERATING BUDGET

FISCAL YEAR 2023-2024



GENERAL FUND

SPECIAL REVENUE - TOBACCO FUND

SPECIAL REVENUE - INDIGENT CARE FUND



APPROVED BY NCHD
BOARD OF MANAGERS
Tuesday August 22, 2023



Nueces County Hospital District

Administrative Offices

555 N. Carancahua Street, Suite 950
Corpus Christi, Texas 78401-0835

Office: (361) 808-3300

Fax: (361) 808-3274

www.nchdcc.org

To: Board of Managers

From: Jonny F. Hipp, Administrator

Subject: Operating and Capital Budgets for Fiscal Year 2024

Date: September 26, 2023

Attached for your review is the approved Hospital District's Fiscal Year 2024 (October 1, 2023 through September 30, 2024) Budget for the General Fund. The Budget is comprised of the Operating and Capital Budgets. Also included are individual budgets for the Tobacco Fund and Indigent Care Fund. The following are key items included in the Operating Budget.

REVENUES

We are using a tax rate of **\$0.085242**, which is 4% above the no-new-revenue tax (effective tax rate). The appraisal value for FY 2024 is **\$48,156,760,931**. This new value with the tax rate will generate revenues of **\$37,202,546** for the Hospital District. This is an increase in current property revenues of **\$272,965** compared to last year's budget. A 94% collection rate has been applied, as well as a \$2,000,000 contingency for certain expected refinery related tax refunds.

Spohn Corporate Member Revenue of **\$114,750,000** is included in this year's revenue, an increase of \$86,750,000 compared to last year's budget. Nueces LPPF administrative fee income of **\$150,000** is also budgeted.

EXPENSES

Budgeted expenditures for FY 2024 are **\$147,595,872**. The principal expenditures are: (1) intergovernmental transfers of **\$118,786,712**, (2) County health services expenditures of **\$12,614,778**, (3) salaries expense of **\$1,857,125**; and (4) capital outlay expense of **\$10,224,000**.

**NUECES COUNTY HOSPITAL DISTRICT
FISCAL YEAR 2024 BUDGET
TABLE OF CONTENTS**

| | |
|---|---------|
| I. SUMMARY BUDGET - GENERAL FUND | Page 1 |
| II. FOOTNOTES TO BUDGET | Page 2 |
| III. BUDGET OF GENERAL FUND BY DEPARTMENT | Page 4 |
| IV. SUMMARY BUDGET - SPECIAL REVENUE (TOBACCO FUND)..... | Page 5 |
| V. SUMMARY BUDGET - SPECIAL REVENUE (INDIGENT CARE FUND) | Page 6 |
| VI. CONSOLIDATED BUDGET | Page 7 |
| VII. EXHIBIT A - TAX COLLECTIONS ANALYSIS..... | Page 8 |
| VIII. EXHIBIT B - GENERAL FUND - CASH FLOW SCHEDULE..... | Page 9 |
| IX. EXHIBIT C - COUNTY HEALTHCARE EXPENDITURES | Page 10 |
| X. EXHIBIT D - BUDGETED CAPITAL ASSETS | Page 11 |
| XI. EXHIBIT E - TAX COLLECTOR AD VALOREM TAX FEES ANALYSIS | Page 12 |
| XII. EXHIBIT F – INTERGOVERNMENTAL TRANSFER NEEDS BY PROVIDER | Page 13 |
| XIII. ADOPTED TAX RATE HISTORY CHART | Page 14 |
| XIV. BUDGETED REVENUE PIE CHART | Page 15 |
| XV. BUDGETED EXPENSE PIE CHART | Page 16 |
| XVI. FUND BALANCE HISTORY CHART..... | Page 17 |

NUECES COUNTY HOSPITAL DISTRICT

OPERATING BUDGET

FISCAL YEAR 2023-2024



GENERAL FUND



NUECES COUNTY HOSPITAL DISTRICT
 BUDGET - GENERAL FUND
 FOR THE YEAR ENDING SEPTEMBER 30, 2024

| | Column 1 | | Column 2 | | Column 3 | Column 4 | | Column 5 | |
|---|--------------------|---------------|-------------------|---------------|-------------------|-------------------|---------------|-------------------|---------|
| | Fiscal 2024 | | Fiscal 2023 | | Budget | Fiscal 2023 | | Est. Act vs | |
| Explanation | Budget | | Budget | | 2024 vs. 2023 | Est. Actual | | F2024 Bud | |
| REVENUES | | | | | | | | | |
| Property Taxes: | | | | | | | | | |
| 1 Current | 37,202,546 | 24.26% | 36,929,581 | 56.02% | 272,965 | 37,134,254 | 53.33% | 68,292 | Note 1 |
| 2 Delinquent | (0) | 0.00% | (0) | 0.00% | 0 | 331,199 | 0.48% | (331,199) | Note 2 |
| 3 Penalties & Interest | 372,025 | 0.24% | 369,296 | 0.56% | 2,730 | 337,049 | 0.48% | 34,976 | |
| 4 Total Property Tax Revenue | 37,574,571 | 24.50% | 37,298,876 | 56.58% | 275,695 | 37,802,502 | 54.29% | (227,931) | |
| 5 Spohn Corporate Member Revenue | 114,750,000 | 74.83% | 28,000,000 | 42.47% | 86,750,000 | 28,508,258 | 40.94% | 86,241,742 | Note 3 |
| 6 Investment Income | 880,431 | 0.57% | 376,092 | 0.57% | 504,339 | 2,770,840 | 3.98% | (1,890,409) | Note 4 |
| 7 Other Income | 150,000 | 0.10% | 250,000 | 0.38% | (100,000) | 553,734 | 0.80% | (403,734) | |
| 8 Total Other Revenues | 115,780,431 | 75.50% | 28,626,092 | 43.42% | 87,154,339 | 31,832,832 | 45.71% | 83,947,599 | |
| 9 TOTAL REVENUES | 153,355,003 | 100% | 65,924,968 | 100% | 87,430,035 | 69,635,334 | 100% | 83,719,669 | |
| OPERATING EXPENSES | | | | | | | | | |
| 10 Intergovernment Transfers | 118,786,712 | 80.48% | 44,847,968 | 70.78% | 73,938,744 | 50,961,868 | 75.24% | 67,824,844 | Note 5 |
| 11 County Healthcare Services | 12,614,778 | 8.55% | 12,207,824 | 19.27% | 406,954 | 11,989,898 | 17.70% | 624,880 | Note 6 |
| 12 Salaries | 1,857,125 | 1.26% | 1,678,976 | 2.65% | 178,150 | 1,463,756 | 2.16% | 393,369 | Note 7 |
| 13 Benefits | 819,007 | 0.55% | 758,385 | 1.20% | 60,622 | 727,950 | 1.07% | 91,057 | Note 8 |
| 14 Legal & Professional Fees | 1,169,000 | 0.79% | 1,556,000 | 2.46% | (387,000) | 975,824 | 1.44% | 193,176 | Note 9 |
| 15 Purchased Services | 624,650 | 0.42% | 617,150 | 0.97% | 7,500 | 494,409 | 0.73% | 130,241 | Note 10 |
| 16 Tax Assessor / Appraisal Collection Fees | 760,000 | 0.51% | 757,000 | 1.19% | 3,000 | 729,145 | 1.08% | 30,855 | Note 11 |
| 17 Supplies & Materials | 23,000 | 0.02% | 21,500 | 0.03% | 1,500 | 21,100 | 0.03% | 1,900 | |
| 18 Rent & Leases | 152,000 | 0.10% | 166,500 | 0.26% | (14,500) | 149,909 | 0.22% | 2,091 | Note 12 |
| 19 Repairs & Maintenance | 10,000 | 0.01% | 10,000 | 0.02% | 0 | 4,897 | 0.01% | 5,103 | |
| 20 Telephone & Utilities | 58,000 | 0.04% | 48,000 | 0.08% | 10,000 | 43,272 | 0.06% | 14,728 | |
| 21 Insurance | 33,900 | 0.02% | 30,800 | 0.05% | 3,100 | 25,060 | 0.04% | 8,840 | Note 13 |
| 22 Administrative & General | 458,700 | 0.31% | 438,400 | 0.69% | 20,300 | 104,211 | 0.15% | 354,489 | |
| 23 Capital Outlay | 10,224,000 | 6.93% | 215,400 | 0.34% | 10,008,600 | 42,937 | 0.06% | 10,181,063 | Note 14 |
| 24 Extraordinary | 5,000 | 0.00% | 5,000 | 0.01% | 0 | 536 | 0.00% | 4,464 | |
| 25 TOTAL EXPENDITURES | 147,595,872 | 100% | 63,358,903 | 100% | 84,236,970 | 67,734,772 | 100% | 79,861,100 | |
| 26 EXCESS (DEFICIENCY) OF REVENUES OVER EXPENDITURES BEFORE OTHER SOURCES & USES | 5,759,130 | | 2,566,065 | | 3,193,065 | 1,900,562 | | 3,858,568 | |
| NON-OPERATING SOURCES (USES) | | | | | | | | | |
| 27 Operating Transfer In (Tobacco Fund) | 650,000 | | 600,000 | | 50,000 | 711,000 | | (61,000) | |
| 28 Operating Transfer Out (Indigent Care Fund) | 0 | | | | 0 | 0 | | 0 | |
| 29 TOTAL EXCESS (DEFICIENCY) OF REVENUES OVER EXPENDITURES | 6,409,130 | | 3,166,065 | | 3,243,065 | 2,611,562 | | 3,797,568 | |
| 30 FUND BALANCE, BEGINNING OF PERIOD | 44,527,271 | | 38,470,767 | | | 41,915,709 | | | |
| 31 FUND BALANCE, END OF PERIOD | 50,936,401 | | 41,636,832 | | | 44,527,271 | | | |
| 32 FUND BALANCE, END OF PERIOD (NET OF COMMITTED FUNDS) | 26,010,390 | | 30,696,875 | | | 33,777,848 | | | |

FOOTNOTES TO 2024 BUDGET:

1. The proposed tax rate is **0.085242**, which is 4% above the no-new-revenue tax rate (effective tax rate). Property values are increasing 19.2% from **\$40,395,837,497** to **\$48,156,760,931**. The tax rate and new valuation will generate revenues of **\$41,049,786**. With a collection rate of 94%, our budgeted cash collections are expected to be **\$37,202,546**. Timing of the collections is based on historical trends. **See Exhibit A - Tax Collections Analysis.**
2. No delinquent tax is budgeted this year. Some prior property value lawsuits have yet to be settled. The total expected tax refund from these lawsuits is estimated at \$2,000,000.
3. **Spohn Corporate Member Revenue** is calculated annually and is stated as a percentage of certain net patient revenue, exclusive of any federal funds.
4. **Investment income** is budgeted based on cash outflows (expenses) and cash inflows (revenue). The interest rate is budgeted 1.50%. **See Exhibit B - Cash Flow Schedule.**
5. **Intergovernmental Transfers** are increasing \$73,938,744 from prior year budget. **See Exhibit F - Intergovernmental Transfer Needs by Provider.**
6. **County Healthcare** related expenditures have increased \$406,954 in total compared to prior year budget. **See Exhibit C – County Healthcare Expenditures**
7. **Salaries** are budgeted with 3% merit increases 21 staff and goal achievement payments for Administrator.
8. **Benefits** are budgeted with 5% increase in health insurance premiums from last year.
9. **Legal and Professional Fees** are budgeted as follows:

| | |
|----------------------------|------------------|
| <u>Legal Services</u> | |
| General Counsel/Litigation | \$260,000 |
| Indigent Care/Waiver/MMC | 425,000 |
| Miscellaneous | 111,000 |
| Total Legal | \$796,000 |

| | |
|---------------------------------|------------------|
| <u>Other Professional Fees</u> | |
| Audit Services | \$30,000 |
| Enrollment Outreach Consulting | 150,000 |
| Engineering/Architect Services | 155,000 |
| Investment Services | 20,000 |
| Miscellaneous | 18,000 |
| Total Other Professional | \$373,000 |

10. **Purchased Services** are as follows:

| | | |
|--------------------------|------------------|---|
| Claims Management Svc | \$285,000 | (TMF, Scriptcare, claims electronic clearing house) |
| Security Service | 97,500 | (HPG Clinic) |
| Computer Tech Service | 96,000 | |
| Maintenance Contracts | 107,000 | (Software, networks) |
| File/Equipment Storage | 10,200 | |
| Fraud Investigation Svcs | 1,100 | |
| Copy/Binding | 8,000 | |
| Other | 19,850 | (Payroll Services, courier, misc.) |
| Total | <u>\$624,650</u> | |

11. The following are the breakdown in costs for the **Tax Appraiser and Appraisal Collection Fees**:

| | | |
|---------------------------|------------------|--|
| Tax Assessor Fees | \$285,000 | (Based on # of parcels and est. rate per parcel) |
| Appraisal Collection Fees | 475,000 | (Per Tax Appraisal District budget estimate) |
| Total | <u>\$760,000</u> | |

See Exhibit E for Tax Fees Analysis.

12. **Rents and Leases** are as follows:

| | |
|-----------------|------------------|
| Office Lease | \$130,000 |
| Equipment Lease | 22,000 |
| Total | <u>\$152,000</u> |

13. **Insurance** Premiums are as follows:

| | |
|-------------------|-----------------|
| General Liability | \$ 5,500 |
| Property | 25,900 |
| Auto | 2,500 |
| Total | <u>\$33,900</u> |

14. Please See **Exhibit D** for a complete list of **Capital Expenditures Budgeted**.

NUECES COUNTY HOSPITAL DISTRICT
 BUDGET OF GENERAL FUND BY DEPARTMENT
 FOR THE YEAR ENDING SEPTEMBER 30, 2024

| General Fund | | | | | |
|--|--------------------|---------------------|---------------------|-------------------|--------------------|
| Explanation | Eligibility | Administration | County Svcs | Tax Collection | Total |
| REVENUES | | | | | |
| Property Taxes | 0 | 0 | 0 | 37,574,571 | 37,574,571 |
| Spohn Corporate Member Revenue | 114,750,000 | 0 | 0 | 0 | 114,750,000 |
| Investment Income | 0 | 880,431 | 0 | 0 | 880,431 |
| Other Income | 0 | 150,000 | 0 | 0 | 150,000 |
| TOTAL REVENUES | 114,750,000 | 1,030,431 | 0 | 37,574,571 | 153,355,003 |
| OPERATING EXPENSES | | | | | |
| Intergovernmental Transfers | 118,786,712 | 0 | 0 | 0 | 118,786,712 |
| County Healthcare Services | 0 | 0 | 12,614,778 | 0 | 12,614,778 |
| Salaries | 1,200,971 | 656,154 | 0 | 0 | 1,857,125 |
| Benefits | 612,284 | 206,723 | 0 | 0 | 819,007 |
| Legal & Professional Fees | 171,000 | 998,000 | 0 | 0 | 1,169,000 |
| Purchased Services | 540,150 | 84,500 | 0 | 0 | 624,650 |
| Tax Assesor / Appraisal Collection Fees | 0 | 0 | 0 | 760,000 | 760,000 |
| Supplies & Materials | 12,800 | 10,200 | 0 | 0 | 23,000 |
| Rent & Leases | 8,000 | 144,000 | 0 | 0 | 152,000 |
| Repairs & Maintenance | 2,000 | 8,000 | 0 | 0 | 10,000 |
| Telephone & Utilities | 31,000 | 27,000 | 0 | 0 | 58,000 |
| Insurance | 0 | 33,900 | 0 | 0 | 33,900 |
| Administrative & General | 369,650 | 88,050 | 0 | 1,000 | 458,700 |
| Capital Outlay | 95,000 | 10,129,000 | 0 | 0 | 10,224,000 |
| Extraordinary/Tax Refund | 500 | 4,500 | 0 | 0 | 5,000 |
| TOTAL EXPENDITURES | 121,830,067 | 12,390,027 | 12,614,778 | 761,000 | 147,595,872 |
| EXCESS (DEFICIENCY) OF REVENUES OVER EXPENDITURES BEFORE OTHER SOURCES & USES | (7,080,067) | (11,359,596) | (12,614,778) | 36,813,571 | 5,759,130 |
| NON-OPERATING SOURCES (USES) | | | | | |
| Operating Transfers In | 0 | 0 | 0 | 0 | 650,000 |
| Operating Transfers Out | 0 | 0 | 0 | 0 | 0 |
| TOTAL EXCESS (DEFICIENCY) OF REVENUES OVER EXPENDITURES | (7,080,067) | (11,359,596) | (12,614,778) | 36,813,571 | 6,409,130 |

NUECES COUNTY HOSPITAL DISTRICT

OPERATING BUDGET

FISCAL YEAR 2023-2024



SPECIAL REVENUE - TOBACCO FUND



NUECES COUNTY HOSPITAL DISTRICT
 BUDGET - TOBACCO FUND
 FOR THE YEAR ENDING SEPTEMBER 30, 2024

| Explanation | Fiscal 2024 Budget | | | | | | | | | | | | |
|--|--------------------|-----|-----|-----|-----|-----|-----------|-----|-----|-----|-----|-----|-----------|
| | Oct | Nov | Dec | Jan | Feb | Mar | Apr | May | Jun | Jul | Aug | Sep | |
| SPECIAL REVENUE FUND | | | | | | | | | | | | | |
| TOBACCO FUND - 203 | | | | | | | | | | | | | |
| REVENUES | | | | | | | | | | | | | |
| Investment Income | 0 | 0 | 0 | 0 | 0 | 0 | 0 | 0 | 0 | 0 | 0 | 0 | 0 |
| Tobacco Income (From State) | 0 | 0 | 0 | 0 | 0 | 0 | 650,000 | 0 | 0 | 0 | 0 | 0 | 650,000 |
| | | | | | | | | | | | | | |
| OTHER FINANCING SOURCES(USES) | | | | | | | | | | | | | |
| Operating Transfers In - Indigent Care Fund | 0 | 0 | 0 | 0 | 0 | 0 | 0 | 0 | 0 | 0 | 0 | 0 | 0 |
| | | | | | | | | | | | | | |
| Operating Transfer Out - County Health Expenditures | 0 | 0 | 0 | 0 | 0 | 0 | (650,000) | 0 | 0 | 0 | 0 | 0 | (650,000) |
| | | | | | | | | | | | | | |
| EXCESS (DEFICIENCY) OF REVENUES
OVER EXPENDITURES | 0 | 0 | 0 | 0 | 0 | 0 | 0 | 0 | 0 | 0 | 0 | 0 | 0 |
| FUND BALANCE, BEGINNING OF PERIOD | 0 | 0 | 0 | 0 | 0 | 0 | 0 | 0 | 0 | 0 | 0 | 0 | 0 |
| FUND BALANCE, END OF PERIOD | 0 | 0 | 0 | 0 | 0 | 0 | 0 | 0 | 0 | 0 | 0 | 0 | 0 |

**NUECES COUNTY HOSPITAL DISTRICT
OPERATING BUDGET**

FISCAL YEAR 2023-2024

*

SPECIAL REVENUE – INDIGENT CARE FUND

*

NUECES COUNTY HOSPITAL DISTRICT
 BUDGET - INDIGENT CARE FUND
 FOR THE YEAR ENDING SEPTEMBER 30, 2024

| Explanation | Fiscal 2024 Budget | | | | | | | | | | | | |
|---|--------------------|------------|------------|------------|------------|------------|------------|------------|------------|------------|------------|------------|------------|
| | Oct | Nov | Dec | Jan | Feb | Mar | Apr | May | Jun | Jul | Aug | Sep | |
| SPECIAL REVENUE FUND: | | | | | | | | | | | | | |
| INDIGENT CARE FUND - 205 | | | | | | | | | | | | | |
| REVENUES | | | | | | | | | | | | | |
| Investment Income | 72,400 | 72,491 | 72,581 | 72,672 | 72,763 | 72,854 | 72,945 | 73,036 | 73,127 | 73,219 | 73,310 | 73,402 | 874,800 |
| EXPENDITURES | | | | | | | | | | | | | |
| | 0 | 0 | 0 | 0 | 0 | 0 | 0 | 0 | 0 | 0 | 0 | 0 | 0 |
| TOTAL EXPENDITURES | 0 | 0 | 0 | 0 | 0 | 0 | 0 | 0 | 0 | 0 | 0 | 0 | 0 |
| OTHER FINANCING SOURCES(USES) | | | | | | | | | | | | | |
| Operating Transfers In(Out) | 0 | 0 | 0 | 0 | 0 | 0 | 0 | 0 | 0 | 0 | 0 | 0 | 0 |
| EXCESS (DEFICIENCY) OF REVENUES OVER EXPENDITURES | 72,400 | 72,491 | 72,581 | 72,672 | 72,763 | 72,854 | 72,945 | 73,036 | 73,127 | 73,219 | 73,310 | 73,402 | 874,800 |
| FUND BALANCE, BEGINNING OF PERIOD | 56,081,123 | 56,153,523 | 56,226,014 | 56,298,595 | 56,371,267 | 56,444,030 | 56,516,884 | 56,589,829 | 56,662,865 | 56,735,992 | 56,809,211 | 56,882,521 | 56,081,123 |
| FUND BALANCE, END OF PERIOD | 56,153,523 | 56,226,014 | 56,298,595 | 56,371,267 | 56,444,030 | 56,516,884 | 56,589,829 | 56,662,865 | 56,735,992 | 56,809,211 | 56,882,521 | 56,955,923 | 56,955,923 |

NUECES COUNTY HOSPITAL DISTRICT

OPERATING BUDGET

FISCAL YEAR 2023-2024



CONSOLIDATED BUDGET



NUECES COUNTY HOSPITAL DISTRICT
CONSOLIDATED BUDGET - FOR THE GENERAL FUND, &
SPECIAL REVENUE-TOBACCO & INDIGENT CARE FUNDS
FOR THE YEAR ENDING SEPTEMBER 30, 2024

Tax Rate: 0.081963 (No-New-Revenue)

| | Explanation | General Fund | Tobacco Fund | Indigent Care Fund | Total |
|----|--|--------------------|----------------|--------------------|--------------------|
| | REVENUES | | | | |
| 1 | Property Taxes | 37,574,571 | 0 | 0 | 37,574,571 |
| 2 | Spohn Corporate Member Revenue | 114,750,000 | 0 | 0 | 114,750,000 |
| 3 | Investment Income | 880,431 | 0 | 874,800 | 1,755,231 |
| 4 | Other Income | 150,000 | 0 | 0 | 150,000 |
| 5 | Tobacco Income | 0 | 650,000 | 0 | 650,000 |
| 6 | TOTAL REVENUES | 153,355,003 | 650,000 | 874,800 | 154,879,802 |
| | OPERATING EXPENSES | | | | |
| 7 | Intergovernmental Transfers | 118,786,712 | 0 | 0 | 118,786,712 |
| 8 | County Healthcare Services | 12,614,778 | 0 | 0 | 12,614,778 |
| 9 | Salaries | 1,857,125 | 0 | 0 | 1,857,125 |
| 10 | Benefits | 819,007 | 0 | 0 | 819,007 |
| 11 | Legal & Professional Fees | 1,169,000 | 0 | 0 | 1,169,000 |
| 12 | Purchased Services | 624,650 | 0 | 0 | 624,650 |
| 13 | Tax Assessor / Appraisal Collection Fees | 760,000 | 0 | 0 | 760,000 |
| 14 | Supplies & Materials | 23,000 | 0 | 0 | 23,000 |
| 15 | Rent & Leases | 152,000 | 0 | 0 | 152,000 |
| 16 | Repairs & Maintenance | 10,000 | 0 | 0 | 10,000 |
| 17 | Telephone & Utilities | 58,000 | 0 | 0 | 58,000 |
| 18 | Insurance | 33,900 | 0 | 0 | 33,900 |
| 19 | Administrative & General | 458,700 | 0 | 0 | 458,700 |
| 20 | Capital Outlay | 10,224,000 | 0 | 0 | 10,224,000 |
| 21 | Extraordinary/Tax Refund | 5,000 | 0 | 0 | 5,000 |
| 22 | Debt Service | 0 | 0 | 0 | 0 |
| 23 | TOTAL EXPENDITURES | 147,595,872 | 0 | 0 | 147,595,872 |
| 24 | EXCESS (DEFICIENCY) OF REVENUES OVER EXPENDITURES BEFORE OTHER SOURCES & USES | 5,759,130 | 650,000 | 874,800 | 7,283,930 |
| | NON-OPERATING SOURCES (USES) | | | | |
| 25 | Operating Transfers In | 650,000 | 0 | 0 | 650,000 |
| 26 | Operating Transfers Out | 0 | (650,000) | 0 | (650,000) |
| 27 | TOTAL EXCESS (DEFICIENCY) OF REVENUES OVER EXPENDITURES | 6,409,130 | 0 | 874,800 | 7,283,930 |
| 28 | FUND BALANCE, BEGINING OF PERIOD | 44,527,271 | 0 | 56,081,123 | 100,608,394 |
| 29 | FUND BALANCE, END OF PERIOD | 50,936,401 | 0 | 56,955,923 | 107,892,324 |
| 30 | FUND BALANCE, END OF PERIOD (NET OF COMMITTED FUNDS) | 26,010,390 | 0 | 56,955,923 | 82,966,313 |

EXHIBIT A

Nueces County Hospital District
 Current Tax Collections Analysis
 For the Year Ending September 30, 2024

| | <u>2023</u> | <u>2022</u> | <u>2021</u> | <u>2020</u> | <u>2019</u> | <u>2018</u> | <u>2017</u> | <u>2016</u> |
|--------------------------------------|-------------|-------------|-------------|-------------|-------------|-------------|-------------|-------------|
| Current Tax Levy | 39,969,897 | 39,463,164 | 37,729,910 | 36,214,798 | 35,560,218 | 35,037,066 | 34,698,916 | 33,268,991 |
| Current Tax Revenue Budget | 36,929,581 | 36,780,945 | 34,531,245 | 33,274,804 | 32,704,041 | 32,499,531 | 32,111,476 | 30,956,418 |
| Current Tax Collections | 37,668,895 | 37,428,449 | 35,605,230 | 34,277,591 | 34,335,718 | 32,784,311 | 33,282,586 | 31,404,039 |
| Amount Remitted to Reinvestment Zone | (609,063) | (535,080) | (463,109) | (452,880) | (441,463) | (444,427) | (429,868) | (400,562) |
| Net Current Tax Collections | 37,059,832 | 36,893,369 | 35,142,120 | 33,824,712 | 33,894,256 | 32,339,884 | 32,852,718 | 31,003,477 |
| % Collected of Levy | 92.72% | 93.49% | 93.14% | 93.40% | 95.32% | 92.30% | 94.68% | 93.19% |

EXHIBIT B

NUCES COUNTY HOSPITAL DISTRICT
 BUDGET - GENERAL FUND
 FOR THE YEAR ENDING SEPTEMBER 30, 2024
 CASH FLOWS/INTEREST PROJECTION

| | Oct | Nov | Dec | Jan | Feb | Mar | Apr | May | Jun | Jul | Aug | Sep | Totals |
|-----------------------------|--------------------|---------------------|--------------------|---------------------|--------------------|--------------------|--------------------|---------------------|--------------------|--------------------|---------------------|--------------------|----------------------|
| BEGINNING CASH | 44,784,283 | 59,316,792 | 50,702,775 | 62,035,504 | 67,116,952 | 81,209,951 | 87,421,355 | 93,523,281 | 42,430,658 | 50,159,046 | 57,710,480 | 43,662,216 | 44,784,283 |
| DEPOSITS: | | | | | | | | | | | | | |
| Tax Deposits | 7,359,373 | 3,427,436 | 3,964,986 | 12,405,913 | 8,695,508 | 690,886 | 409,303 | 267,249 | 229,543 | 41,993 | 52,695 | 29,687 | 37,574,571 |
| Spohn Corporate Member | 9,562,500 | 9,562,500 | 9,562,500 | 9,562,500 | 9,562,500 | 9,562,500 | 9,562,500 | 9,562,500 | 9,562,500 | 9,562,500 | 9,562,500 | 9,562,500 | 114,750,000 |
| Other Deposits | 0 | 0 | 0 | 0 | 0 | 0 | 150,000 | 0 | 0 | 0 | 0 | 0 | 150,000 |
| Transfers In | 0 | 0 | 0 | 0 | 0 | 0 | 0 | 650,000 | 0 | 0 | 0 | 0 | 650,000 |
| TOTAL DEPOSITS | 16,921,873 | 12,989,936 | 13,527,486 | 21,968,413 | 18,258,008 | 10,253,386 | 10,121,803 | 10,479,749 | 9,792,043 | 9,604,493 | 9,615,195 | 9,592,187 | 153,124,571 |
| WITHDRAWALS: | | | | | | | | | | | | | |
| Accounts Payable Pmts | (723,281) | (561,421) | (510,310) | (2,512,978) | (2,585,797) | (2,487,671) | (2,473,080) | (2,472,361) | (463,461) | (462,164) | (479,786) | (462,072) | (16,194,382) |
| Intergovernmental Transfers | (630,310) | (19,999,013) | (630,310) | (13,418,820) | (630,310) | (630,310) | (630,310) | (58,120,609) | (630,310) | (630,310) | (22,205,790) | (630,310) | (118,786,712) |
| County Services Funding | (1,096,653) | (1,116,648) | (1,116,648) | (1,031,648) | (1,031,648) | (1,031,648) | (1,031,648) | (1,031,648) | (1,031,648) | (1,031,648) | (1,031,648) | (1,031,645) | (12,614,778) |
| Other Transfers Out | 0 | 0 | 0 | 0 | 0 | 0 | 0 | 0 | 0 | 0 | 0 | 0 | 0 |
| TOTAL WITHDRAWALS | (2,450,244) | (21,677,082) | (2,257,268) | (16,963,446) | (4,247,755) | (4,149,629) | (4,135,038) | (61,624,618) | (2,125,419) | (2,124,122) | (23,717,224) | (2,124,027) | (147,595,872) |
| END CASH BEFORE INTEREST | 59,255,912 | 50,629,645 | 61,972,993 | 67,040,470 | 81,127,204 | 87,313,708 | 93,408,120 | 42,378,411 | 50,097,282 | 57,659,418 | 43,608,452 | 51,130,376 | 50,312,982 |
| INTEREST | 60,879 | 73,130 | 62,510 | 76,482 | 82,747 | 107,647 | 115,161 | 52,247 | 61,764 | 71,062 | 53,764 | 63,037 | 880,431 |
| ENDING CASH | 59,316,792 | 50,702,775 | 62,035,504 | 67,116,952 | 81,209,951 | 87,421,355 | 93,523,281 | 42,430,658 | 50,159,046 | 57,710,480 | 43,662,216 | 51,193,413 | 51,193,413 |

Nueces County Hospital District
 County Healthcare Department Expenditures
 FY2023 - FY2024

EXHIBIT C

| Program | Budget
2024 | Budget
2023 | Difference | Projected
2023 | Difference
Bud24 v. Proj |
|---|-------------------|-------------------|------------------|-------------------|-----------------------------|
| <u>Mental Healthcare Services</u> | | | | | |
| 1 a MHID (State Match Program) | 969,129 | 969,129 | 0 | 969,129 | 0 |
| b <u>MHID - Jail Programs</u> | | | | | |
| Jail Diversion | 450,000 | 450,000 | 0 | 260,000 | 190,000 |
| CIT/MCOT | 1,111,000 | 1,111,000 | 0 | 1,550,000 | (439,000) |
| --Walk-in-Crisis | 550,000 | 550,000 | 0 | 350,000 | 200,000 |
| Jail Based Competency Restoration (JBCR) | 207,000 | 207,000 | 0 | 195,000 | 12,000 |
| Forensic ACT | 700,000 | 700,000 | 0 | 385,000 | 315,000 |
| | <u>3,018,000</u> | <u>3,018,000</u> | <u>0</u> | <u>2,740,000</u> | <u>278,000</u> |
| c <u>Mental Healthcare Services Department</u> | | | | | |
| Staff Salaries, Benefits, Expenses | 0 | 273,000 | (273,000) | 273,000 | (273,000) |
| | <u>0</u> | <u>273,000</u> | <u>(273,000)</u> | <u>273,000</u> | <u>(273,000)</u> |
| Subtotal Mental Healthcare Services | 3,987,129 | 4,260,129 | (273,000) | 3,982,129 | 5,000 |
| 2 <u>Health Department (Operating Expenditures)</u> | | | | | |
| Health Department/Vector Control - Accrued | 2,000,000 | 2,000,000 | 0 | 2,000,000 | 0 |
| Robstown Public Health Outreach & Mobile Clinic | 313,000 | 0 | 313,000 | 0 | 313,000 |
| | <u>2,313,000</u> | <u>2,000,000</u> | <u>313,000</u> | <u>2,000,000</u> | <u>313,000</u> |
| 3 <u>Emergency Medical Services</u> | 650,000 | 650,000 | | 650,000 | |
| City of Robstown | | | | | |
| Emergency Services District #1 | | | | | |
| Emergency Services District #2 | | | | | |
| Emergency Services District #4 | | | | | |
| Emergency Services District #6 | | | | | |
| | <u>650,000</u> | <u>650,000</u> | <u>0</u> | <u>650,000</u> | <u>0</u> |
| 4 <u>Juvenile Detention Center-Health Services</u> | 474,000 | 474,000 | 0 | 474,000 | 0 |
| Various Health-related Services | | | | | |
| 5 <u>County Jail Healthcare Services</u> | 4,795,649 | 4,478,695 | 316,955 | 4,538,768 | 256,881 |
| Armor Correctional Healthcare Services | | | | | |
| 6a Alcohol and Drug Rehabilitation Center (Cenikor) | 60,000 | 60,000 | 0 | 60,000 | 0 |
| 6b Council on Alcohol & Drug Abuse | 50,000 | 50,000 | 0 | 50,000 | 0 |
| 7 County Juvenile and Adult Diabetes Program | 50,000 | 50,000 | 0 | 50,000 | 0 |
| 8 HALO-Flight Funding | 15,000 | 15,000 | 0 | 15,000 | 0 |
| 9 <u>Public Health Grants</u> | | | | | |
| Coastal Bend Wellness Foundation | 85,000 | 85,000 | 0 | 85,000 | 0 |
| Amistad Community Health Center | 85,000 | 85,000 | 0 | 85,000 | 0 |
| Area Health Education Center (AHEC) | 50,000 | 0 | 50,000 | 0 | 50,000 |
| | <u>220,000</u> | <u>170,000</u> | <u>50,000</u> | <u>170,000</u> | <u>50,000</u> |
| TOTALS | 12,614,778 | 12,207,824 | 406,955 | 11,989,897 | 624,881 |

Nueces County Hospital District
 Budgeted Capital Assets
 For The Year Ending September 30, 2024

EXHIBIT D

| | <u>DESCRIPTION</u> | <u>AMOUNT</u> |
|----------------------------|--|--------------------------------|
| <u>GENERAL FUND</u> | | |
| <u>Eligibility</u> | Major Movable Equipment Contingency | \$5,000 |
| | Software Upgrades | \$25,000 |
| | Scanner Upgrades | \$20,000 |
| | Website Upgrades | \$20,000 |
| | Computer Equipment Maintenance | <u>\$25,000</u> |
| | Total Eligibility | <u>\$95,000</u> |
|
<u>Administration</u> | Phone System Contingency | \$50,000 |
| | Board Room Audiosystem Replacements | \$10,000 |
| | Server/Router Replacements | \$59,000 |
| | Computer Equipment Maintenance | \$10,000 |
| |
HPG Clinic Expansion |
<u>\$10,000,000</u> |
| | Total Administration | <u>\$10,129,000</u> |
| |
Total General Fund Capital Budget |
<u>\$10,224,000</u> |

Nueces County Hospital District
 Tax Collector Ad Valorem Tax Fees Analysis
 For the Year Ending September 30, 2024

EXHIBIT E

| | <u>FY2020</u> | <u>FY2021</u> | <u>FY2022</u> | <u>FY2023</u> | <u>Avg Coll</u> | <u>Budget
FY2024</u> |
|-----------------------|-----------------|-----------------|-----------------|-----------------|-----------------|--------------------------|
| October | 95,979 | 111,217 | 110,092 | 114,388 | 40.8% | 116,170 |
| November | 12,377 | 21,880 | 18,550 | 25,336 | 7.2% | 20,604 |
| December | 20,960 | 27,621 | 26,845 | 24,518 | 10.8% | 30,896 |
| January | 42,916 | 46,444 | 43,151 | 48,393 | 17.9% | 51,005 |
| February | 26,837 | 31,099 | 29,776 | 37,873 | 12.3% | 35,016 |
| March | 5,340 | 7,896 | 10,512 | 6,468 | 2.9% | 8,193 |
| April | 18,689 | 19,830 | 3,012 | 3,457 | 3.9% | 11,122 |
| May | 2,589 | 1,766 | 15,514 | 18,206 | 3.6% | 10,398 |
| June | 2,875 | 0 | 1,031 | 2,766 | 0.5% | 1,504 |
| July | 0 | 0 | 0 | 458 | 0.0% | 93 |
| August | 0 | 0 | 0 | 0 | 0.0% | 0 |
| September | <u>0</u> | <u>0</u> | <u>0</u> | <u>0</u> | 0.0% | <u>0</u> |
| Total | 228,561 | 267,754 | 258,483 | 281,863 | 100.0% | 285,000 |
| Per Parcel Fee | \$1.1372 | \$1.3361 | \$1.3169 | \$1.4209 | | \$1.4209 |

Increase
1.11%

NUECES COUNTY HOSPITAL DISTRICT
Medicaid IGT Needs by Provider & Non-Provider
FYE 9/30/24

| Provider | UC* | CHIRP | DSH | NAIP | HARP | IGT
Amount | Expected
Payments |
|-----------------------------|-------------------|-------------------|----------|------------------|----------|--------------------|----------------------|
| Spohn - Corpus Christi | 23,424,305 | 6,567,623 | | 7,563,719 | | 37,555,647 | 89,784,350 |
| Spohn - Alice | 2,691,669 | 729,647 | | | | 3,421,316 | 8,373,731 |
| Spohn - Beeville | 1,775,201 | 373,957 | | | | 2,149,158 | 5,284,783 |
| Spohn - Kleberg | 2,314,580 | 469,927 | | | | 2,784,507 | 6,851,273 |
| Spohn SubTotal | 30,205,755 | 8,141,154 | - | 7,563,719 | - | 45,910,628 | 110,294,137 |
| Corpus Christi Med. Ctr.** | 3,555,754 | 11,031,320 | | | | 14,587,074 | 33,407,298 |
| Driscoll Children's Hosp.** | 602,481 | 57,490,299 | | | | 58,092,780 | 127,077,374 |
| Other Payor | | 196,230 | | | | 196,230 | |
| All Others SubTotal | 4,158,235 | 68,717,849 | - | - | - | 72,876,084 | 160,484,672 |
| Total | 34,363,990 | 76,859,003 | - | 7,563,719 | - | 118,786,712 | 270,778,809 |

Notes:

"UC" - Uncompensated care (Hospitals only)

"DSRIP" - Provider-selected quality improvement/efficiency/infrastructure projects approved by the State

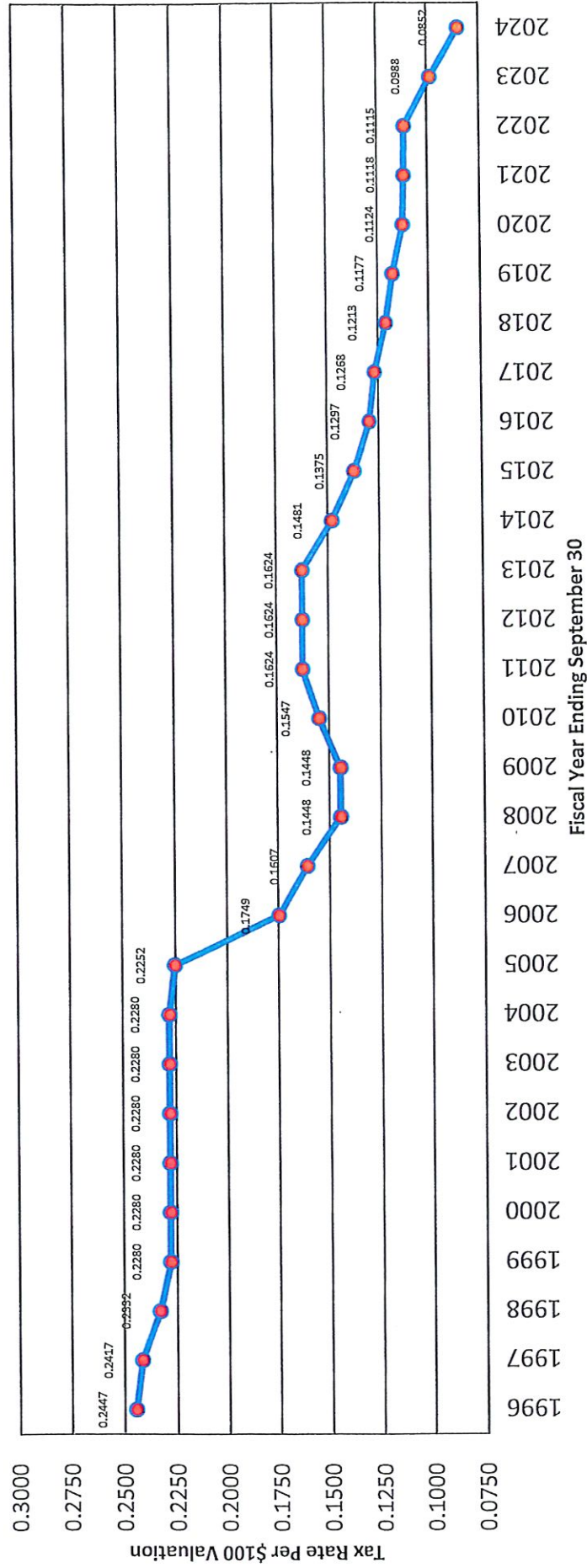
"DSH" - Disproportionate Share Hospital (DSH) Program

"NAIP" - Network Access Improvement Program

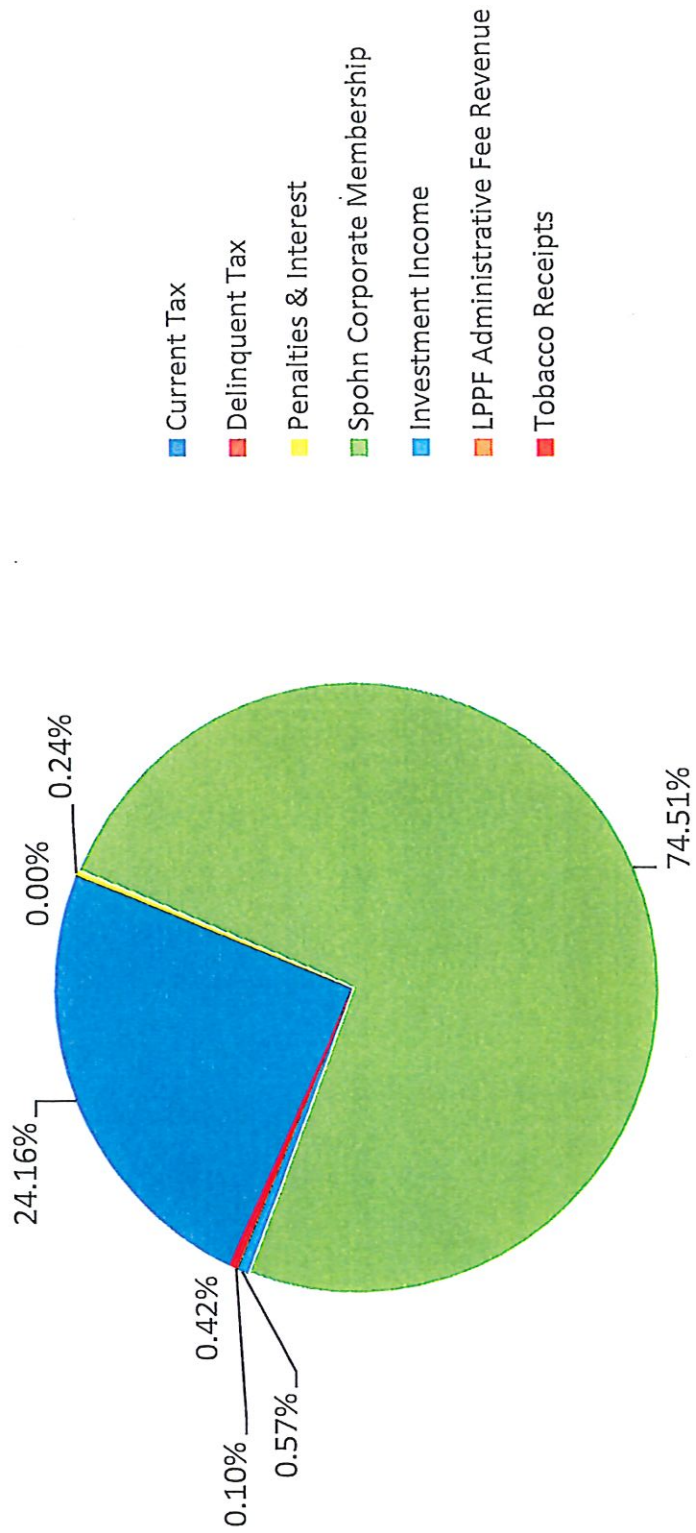
"HARP" - Hospital Augemented Reimbursement Program

* - IGT's for UC are projected to be funded by the LPPF.

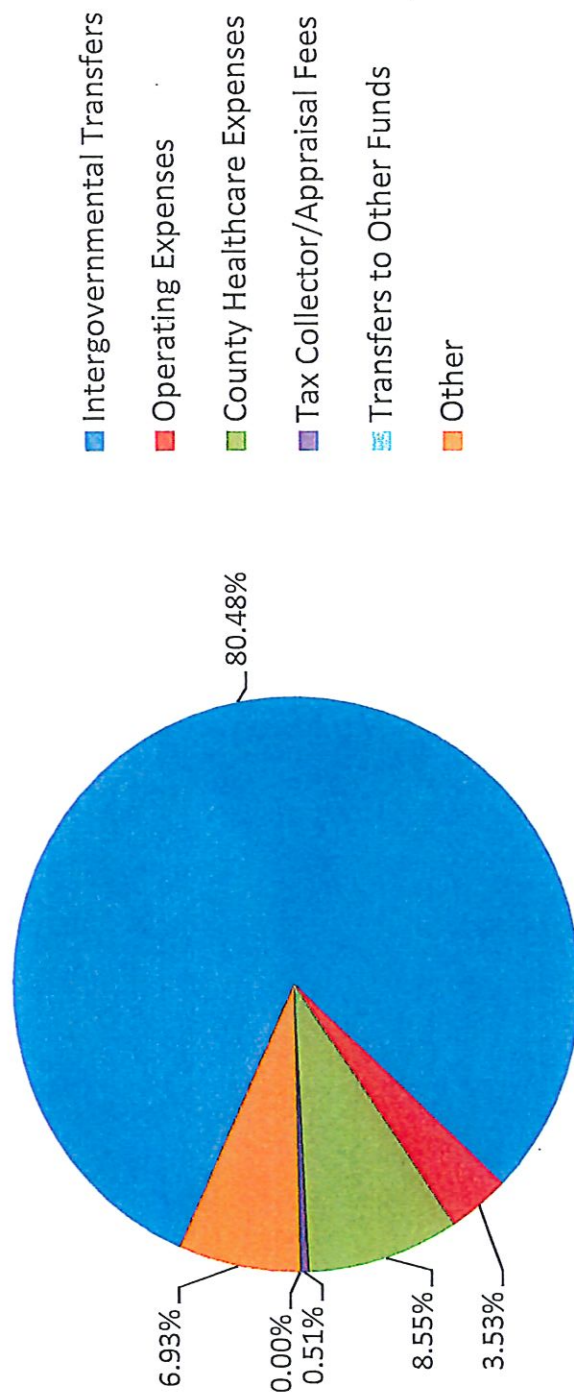
Nueces County Hospital District Tax Rate History FY 1996-2024



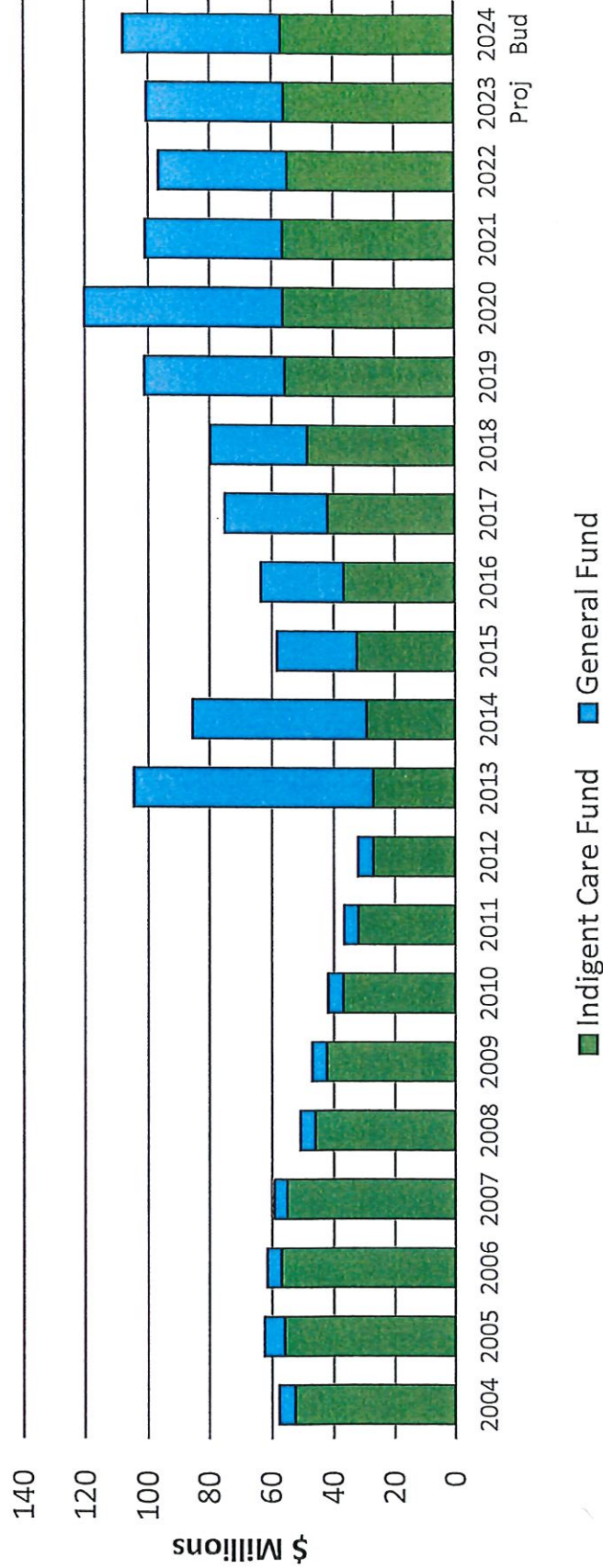
Nueces County Hospital District General Fund FY 2024 Revenue Sources



Nueces County Hospital District General Fund FY 2024 Expenditures



Nueces County Hospital District Fund Balance History Indigent Care & General Fund



Placeholder – Agenda Item

7.A.3.a

This Agreement is either under legal review, or it has been distributed to the other party for review and/or signature. It is expected to be completed prior to the Board of Managers meeting and will be distributed to the Board members then.

Placeholder – Agenda Item

7.A.3.b

These Agreements are either under legal review, or it has been distributed to the other party for review and/or signature. They are expected to be completed prior to the Board of Managers meeting and will be distributed to the Board members then.

IN THE MATTER OF NUECES COUNTY HOSPITAL DISTRICT

DOCKET # CBCA-7792-FEMA

Arbitration Agreement

This agreement (hereinafter referred to as the "Arbitration Agreement"), is entered into on the 7th day of August, 2023, by and between the Federal Emergency Management Agency (hereinafter referred to as "FEMA" or the "Agency"), the Texas Division of Emergency Management (the "State"), and Nueces County Hospital District (the "Applicant"), collectively the "Parties", as follows:

WITNESSETH that:

WHEREAS, the Applicant sought arbitration before the Civilian Board of Contract Appeals ("CBCA") in the matter identified as CBCA 7792-FEMA, *In the Matter of Nueces County Hospital District*, to resolve a dispute arising out of the Applicant's request for a Public Assistance grant under the Robert T. Stafford Disaster Relief and Emergency Assistance Act ("Stafford Act"), 42 U.S.C. § 5172, for claimed reimbursement for the contract costs associated with consulting, project management, data, analytics, and strategic planning during COVID-19 for vaccination distribution.

WHEREAS, FEMA, the State, and the Applicant have agreed to resolve this arbitration matter under the terms set forth in this Arbitration Agreement.

NOW THEREFORE, in consideration of the foregoing, FEMA, the State, and the Applicant agree to resolve CBCA 7792-FEMA as follows:

1. The recitals above are ratified, confirmed, adopted, and incorporated as though specifically set forth below.
2. This Arbitration Agreement is not a deviation from FEMA practice or policies.
3. This Arbitration Agreement creates no precedent, nor does it create authority from which Applicant can cite to.
4. FEMA agrees to issue a version to Project Worksheet 00676 under FEMA-4485-DR-TX to obligate funding to reimburse the Applicant for the contract costs associated with consulting, project management, data, analytics, and strategic planning during COVID-19 for vaccination distribution, totaling \$503,127.00.
5. FEMA agrees to obligate the PW version as expeditiously as possible.
6. The statutes, rules, regulations, policies, and procedures that relate to and govern FEMA Public Assistance grants applies to the grant that is the subject of this Arbitration Agreement and this Arbitration Agreement does not negate or otherwise set aside any statute, regulation, policy, or procedure to which a Stafford Act grant is otherwise subject.
7. The Parties agree to each bear their own attorneys' fees, costs, and expenses related to the dispute and CBCA 7792-FEMA.
8. The terms of this Arbitration Agreement are in full and final resolution and



satisfaction of any and all claims, demands, rights, and causes of action of whatsoever kind and nature against FEMA based on, arising from, and by reason of any and all known and unknown injuries, foreseen and unforeseen, that the Applicant now has or hereafter may acquire against FEMA, its agents, servants, and employees, resulting, or to result, from FEMA action that is the subject of, or in any way related to the dispute in CBCA 7792-FEMA; and, the Applicant forever waives all rights to bring any actions, claims, demands, and causes of action of whatsoever kind and nature against FEMA related CBCA 7792-FEMA. Nothing in this paragraph, however, shall be construed as a release by Applicant of any action, claim or demand for funding or reimbursement that falls outside of the dispute in CBCA 7792-FEMA.

9. The terms of the numbered paragraphs of this Arbitration Agreement constitute the entire Arbitration Agreement of the Parties, and no statement, remark, agreement, or understanding, oral or written, that is not contained herein shall be recognized or enforced.

10. In consideration of the terms set forth above the parties agree that the arbitration before the CBCA is resolved and the Applicant hereby agrees that within three days of the execution of this Arbitration Agreement, the Applicant will file a request with the CBCA to voluntarily dismiss CBCA 7792-FEMA without prejudice.

11. This Arbitration Agreement may be executed in counterparts, each of which shall be deemed an original, and all of which together shall be deemed one and the same instrument.

IN WITNESS WHEREOF, the parties, through their duly authorized representatives, have executed this Arbitration Agreement as of the date indicated below:

Colt Hagmaier
Federal Emergency Management Agency
Acting Assistant Administrator - Recovery Directorate
Office of Response and Recovery

Date


W. Nim Kidd
State of Texas Authorized Representative

Date



Johnny Hipp
Nueces County Hospital District Authorized Representative

Date



Placeholder – Agenda Item

7.D.1

This Letter Agreement is either under legal review, or it has been distributed to the other party for review and/or signature. It is expected to be completed prior to the Board of Managers meeting and will be distributed to the Board members then.