

**NUECES COUNTY HOSPITAL DISTRICT  
BOARD OF MANAGERS  
Board of Managers - Regular Meeting  
Tuesday, January 24, 2023 at 12:00 PM**

**AGENDA**

**1. WELCOME**

**2. ROLL CALL OF BOARD OF MANAGERS**

- John E. Valls, MBA, Chairman
- Vishnu V. Reddy, M.D., Vice Chairman
- Sylvia Tryon Oliver
- Belinda Flores, R.N.
- Judge Mariana Garza
- Efrain Guerrero, Jr.
- Arthur Granado

**3. CALL TO ORDER, ESTABLISHMENT OF QUORUM, MEETING POSTING CONFIRMATION, AND CLOSED MEETING NOTICE**

A. Call to order.

B. Establish quorum.

C. Confirm posting of Meeting's public notice in accordance with Texas Open Meetings Act, Texas Government Code, Chapter 551.

D. Public notice is hereby given that the Board of Managers may elect to go into Closed Meeting session(s) at any time during the meeting to discuss any matter(s) listed on the agenda when so authorized by the provisions of the Open Meetings Act, Texas Government Code, Chapter 551.

**4. PUBLIC COMMENT** - Persons attending in-person and wishing to comment on any item(s) on the agenda or any subject within the Board's responsibilities must sign-in on the "Agenda Item Request to Speak" form provided at the entrance of the Board meeting room at least five (5) minutes prior to commencement of the meeting. Persons attending via audio or video conference and wishing to comment on any item(s) on the agenda or any subject within the Board's responsibilities must verbally notify the presiding officer of their desire to comment when the officer calls for public comment from those attending via audio and video conference. Commenters shall limit their comments to three (3) minutes, except that Commenters addressing the Board through a translator shall limit their comments to six (6) minutes.

**5. CONSENT AGENDA** - The Consent Agenda consists of those agenda items which are routine, administrative in nature, not in need of separate attention, and which a member of the Board has not requested be discussed separately. If requested to be discussed separately, that agenda item will be removed from the Consent Agenda by the presiding officer to the Regular Agenda and discussed as a part of the Regular Agenda at the appropriate time. All remaining items listed under the Consent Agenda will be voted upon in a single vote:

- A. Approve Board of Managers Regular Meeting minutes of November 17, 2022 and December 13, 2022. 8
  
- B. Receive annual listing of vendors as of January 18, 2023; listing provided pursuant to Board of Managers Bylaws, §2.1.B and Texas Local Government Code, Chapter 176. 22
  
- C. Receive summary payment information on Nueces County health care disbursements for Fiscal Year 2023 year-to-date: 23
  - 1. Salaries, benefits, supplies, and intergovernmental transfers at/for City of Corpus Christi/Nueces County Public Health District;
  - 2. Emergency medical services provided in unincorporated areas of Nueces County;
  - 3. Supplemental and jail diversion program funding for Nueces Center for Mental Health and Intellectual Disabilities;
  - 4. Medical services provided at County correctional facilities:
    - a. Nueces County Jail; and
    - b. Nueces County Juvenile Detention Center;
  - 5. Funding for alcohol and drug abuse treatment programs:
    - a. Cenikor (Charlie's Place);
    - b. Council on Alcohol and Drug Abuse; and
    - c. Palmer Drug Abuse Program;
  - 6. Funding for diabetes prevention and supporting programs;
  - 7. Public health grants; and
  - 8. Legal and professional fees. (*Finance Committee*)
  
- D. Receive summary imputed claims information on medical and hospital care provided to the Nueces Aid Program population consistent with the CHRISTUS Spohn Health System Corporation Amended and Restated Membership Agreement for fiscal year-to-date periods-ended November 30, 2022 and December 31, 2022. (*Finance Committee*) 24

E. Receive fiscal year-to-date Specified Annual Percentage-related revenue reports; revenue receipts pursuant to CHRISTUS Spohn Health System Corporation Amended and Restated Membership Agreement, Section 5.03. <i>(Finance Committee)</i>	25
F. Receive monthly statement of escrow amounts deposited and/or withdrawn by CHRISTUS Spohn Health System Corporation; deposits pursuant to and consistent with Schedule 1 to CHRISTUS Spohn Health System Corporation Amended and Restated Membership Agreement; receive statements for months-ended November 30, 2022 and December 31, 2022. <i>(Finance Committee)</i>	26
G. Receive statement of amounts deposited to and/or withdrawn from Local Provider Participation Fund for fiscal year-to-date; deposits and withdrawals pursuant to Board of Managers Order authorizing participation in a health care provider participation program pursuant to Texas Health and Safety Code, Chapter 298C, as amended. <i>(Finance Committee)</i>	30
H. Receive summary report of cumulative estimated provider payments and actual intergovernmental transfers made in support of local and other healthcare providers participating in Medicaid supplemental and directed payment programs sponsored by the Texas Health and Human Services Commission (HHSC):	31
1. <u>Directed Payment Programs</u> - Medicaid managed care organization payments to healthcare providers that support overall Medicaid program goals and objectives: <ul style="list-style-type: none"> <li>a. Comprehensive Hospital Increase Reimbursement Program (CHIRP);</li> <li>b. Network Access Improvement Program (NAIP);</li> <li>c. Texas Incentives for Physicians and Professional Services (TIPPS);</li> <li>d. Uniform Hospital Rate Increase Program (UHRIP); and</li> </ul>	
2. <u>Supplemental Payment Programs</u> - HHSC-directed payments made to hospitals for achieving certain goals or to support health care providers that see significant numbers of uninsured or persons without much money: <ul style="list-style-type: none"> <li>a. Disproportionate Share Hospitals (DSH) program;</li> <li>b. Graduate Medical Education (GME);</li> <li>c. Hospital Uncompensated Care (UC) pool; and</li> </ul>	
3. <u>Phase-Out Programs</u> : <ul style="list-style-type: none"> <li>a. Delivery System Reform Incentive Payment (DSRIP) pool. <i>(Finance Committee)</i></li> </ul>	
I. Receive reports relating to Nueces Aid Program enrollment for the months-ended November 30, 2022 and December 31, 2022: <ul style="list-style-type: none"> <li>1. Total Persons and Households Enrolled;</li> <li>2. Enrollment Summary;</li> </ul>	32

- 3. Denials; 35
- 4. Application Processing Summary; and 36
- 5. Enrollment by Zip Code. (*Finance Committee*) 40

6. **REGULAR AGENDA** - The Regular Agenda consists of those agenda items which are non-routine, not administrative in nature, or are otherwise in need of separate attention. Each Regular Agenda item will be voted upon separately if action is required:

**A. Finance Committee:**

- 1. Financial Statements:
  - a. Receive and approve unaudited financial statements for the months and fiscal year-to-date periods ended October 31, 2022, November 30, 2022, and December 31, 2022. (**ACTION**) 43
- 2. Investment Report:
  - a. Receive Quarterly Investment Report for fiscal quarter-ended December 31, 2022. (**INFORMATION**) 64
- 3. Receive notice of Commissioners Court's approval of Hospital District budget amendment relating to additional funding of \$67,000 for Nueces County Juvenile Department detainee health care costs during Fiscal Year 2023. (**INFORMATION**) 71

**B. Legislative Committee:**

- 1. Receive information on 88th Texas Session Legislative Agenda. (**INFORMATION**) 73
- 2. Discuss and consider amending 88th Texas Session Legislative Agenda. (**ACTION**)

**C. FEMA Cost Recovery Applications:**

- 1. Receive update on Federal Emergency Management Agency (FEMA) DR-4485-TX (COVID-19) Public Assistance Project Applications: 77
  - a. Appeal of FEMA Application #674808 denial relating to recovery of Social Determinants of Health Study costs (Hagerty Project #1); and
  - b. Submission of FEMA Application #679441 relating to recovery costs associated with community testing contracts, staff personal protective equipment and materials, and other related costs (Hagerty Project #2). (**INFORMATION**)

**D. Memorial Medical Center Demolition:**

1. Receive, view, and discuss information on Memorial Medical Center demolition project being conducted by CHRISTUS Spohn Health System Corporation; demolition project located at 2606 Hospital Boulevard, Corpus Christi, Texas:
  - a. Report from Hanson Professional Services, Owner's Representative; and
  - b. CHRISTUS Health OxBlue Construction Time-Lapse Camera video feed. (**INFORMATION**)

80

**E. Community Mental Health Initiatives:**

1. Receive and discuss information presented by Nueces County's Director of Mental Health Programs on Hospital District-funded and other mental health programs. (**INFORMATION**)
2. Receive and discuss report and information from Nueces Center for Mental Health and Intellectual Disabilities ("MHID") relating to work performed under agreements between Nueces County, MHID, and Hospital District for the fiscal quarter ended December 31, 2022. (**INFORMATION**)

**F. Other Business:**

1. Discuss and consider amending Board of Managers and Board Committees 2023 Meeting Schedule. (**ACTION**)
2. Discuss and consider scheduling future Mental Health Workshop to be presented by Nueces County's Director of Mental Health Programs on Hospital District-funded and other mental health programs. (**ACTION**)

81

**G. Administrator's Actions:**

1. Ratify Administrator's action(s) performed as part of his duties directing the affairs of the Hospital District and/or as required by the Board of Managers; duties established pursuant to Texas Health and Safety Code, §281.026(e):
  - a. Renewal of Agreement with Texas Medical Foundation Health Quality Institute for Nueces Aid Program-related Quality Assessment, Utilization Review, and Coding Review Services; renewal through December 31, 2024. (**ACTION**)

82

**7. ADMINISTRATOR'S BRIEFING:**

A. Next scheduled Board of Managers and Board Committee regular meetings (all meetings' dates, times, and locations are subject to change):

1. Finance Committee: February 28, 2023, 11:15 AM in NCHD Board of Managers Meeting Room at 555 North Carancahua Street, Room 950-A, Corpus Christi, Texas 78401;

2. Legislative Committee: February 28, 2023, 11:45 AM in NCHD Board of Managers Meeting Room at 555 North Carancahua Street, Room 950-A, Corpus Christi, Texas 78401; and

3. Board of Managers: February 28, 2023, 12:00 PM in NCHD Board of Managers Meeting Room at 555 North Carancahua Street, Room 950-A, Corpus Christi, Texas 78401. **(INFORMATION)**

8. **CLOSED MEETING** - Public Notice is hereby given that the Board of Managers may go into closed meeting session(s) at any time during the meeting to discuss any matter(s) listed on the agenda, when so authorized by the provisions of the Open Meetings Act, Texas Government Code, Chapter 551. *To the extent there has been a past practice of distinguishing items for public deliberation and those for executive session, the public is advised that the Board is departing from that practice and reserves the right to discuss any listed agenda items in a closed meeting when authorized by law to do so.* When the Board goes into closed session(s) regarding an agenda item(s), the section(s) of the Open Meetings Act authorizing the closed session will be publicly announced by the presiding officer. Should any final action, final decision, or final vote be required in the opinion of the Board with regard to any matter considered in closed session(s), then the final action, final decision, or final vote shall be either: (a) in the open meeting covered by the Notice upon reconvening of the public meeting; or (b) at a subsequent public meeting of the Board upon notice thereof, as the Board shall determine pursuant to applicable laws. The Board specifically expects to go into a closed session(s) on the matters listed below pursuant to the Act.

A. Consult with attorneys on matters relating to Hospital District litigation against opioid drug manufacturers, promoters, and distributors, including related settlements and other related matters, pursuant to Open Meetings Act, Texas Government Code, §551.071.

B. Consult with attorneys on matters relating to the Amended and Restated Membership Agreement with CHRISTUS Spohn Health System Corporation and the related 1996 Transaction Agreements entered and effective September 30, 1996, including the Master, Lease, and Indigent Care Agreements; and the Memorandum of Understanding dated November 18, 2015, pursuant to Open Meetings Act, Texas Government Code, §551.071.

C. Consult with attorneys and deliberate matters relating to Hospital District-owned real property located at 14202 South Padre Island Drive, Corpus Christi, Texas 78418, pursuant to Open Meetings Act, Texas Government Code, §551.071 and §551.072.

D. Consult with attorneys and deliberate matters relating to Hospital District-leased real property located 555 North Carancahua Street, Corpus Christi, Texas 78401, pursuant to Open Meetings Act, Texas Government Code, §551.071 and §551.072.

9. **OPEN MEETING** - Following the Closed Meeting, the Board of Managers will reconvene the Open Meeting prior to taking any action(s) on matters considered in the Closed Meeting or adjourning the meeting.

10. Consider final action, decision, or vote on matters considered in the Closed Meeting.  
***(ACTION AS NEEDED)***

11. **ADJOURN**

**MINUTES  
BOARD OF MANAGERS  
NUECES COUNTY HOSPITAL DISTRICT  
REGULAR MEETING  
NOVEMBER 17, 2022**

---

The Nueces County Hospital District Board of Managers met at 10:00 a.m., Thursday, November 17, 2022 in the NCHD Board Room at 555 N. Carancahua, Suite 950 – A Corpus Christi, Texas.

**HOSPITAL DISTRICT REPRESENTATIVES:**

Jonny F. Hipp	Administrator/CEO
Belinda E. Chism	Assistant Administrator, Administrative Services
Donna Littlefield	Director, Accounting & Finance
Mary Esther Guerra	Assistant County Attorney
Melissa Quintanilla	Executive Assistant/Human Resources
Carmina Hernandez Moreno	Administrative Assistant

**OTHERS PRESENT:**

Hilda Dalfonso	CCMC
Deann Saldana	Juvenile Dept.
Homer Flores	Nueces Co. Juvenile Dept.
Andrea Kovarik	NCMHID
Mark Hendrix	NCMHID
Eric Evans	CCMC
John A. Michael	Hanson Professional Services, Inc.
Dominic Dominguez	Christus Spohn
Shawn Barnes	CCPD
Crystal Aguilar	Centikor
Aidee Hernandez	Nueces County
Rebecca Rios	Christus Spohn – via Zoom
Commissioner Robert Hernandez	Nueces County – via Zoom
Aaron Vasquez Diaz	Deputy Director of Mental Health Programs – via Zoom
Dr. Xavier Gonzales	Nueces County Director of Mental Health – via Zoom
Ronica Hutchison	- via Zoom

---

**MINUTES  
BOARD OF MANAGERS  
REGULAR MEETING  
NOVEMBER 17, 2022**

**1. WELCOME**

**2. ROLL CALL OF BOARD OF MANAGERS**

- Y\_\_ John E. Valls, MBA, Chairman
- X\_\_ Vishnu V. Reddy, M.D., Vice Chairman
- Y\_\_ Sylvia Tryon Oliver
- X\_\_ Belinda Flores, R.N.
- X\_\_ Judge Mariana Garza
- Y\_\_ Efrain Guerrero, Jr.
- Y\_\_ Arthur Granado

**3. CALL TO ORDER, ESTABLISHMENT OF QUORUM, MEETING POSTING CONFIRMATION, AND CLOSED MEETING NOTICE**

A. Call to order – Mr. John E. Valls, Chairman.  
The meeting was called to order by Mr. Valls at 10:12 a.m.

B. Establish quorum – Mr. Valls.  
A quorum was present with four members in attendance.

**John E. Valls, MBA, Chairman – PRESENT**  
**Sylvia Tryon Oliver, Member – PRESENT**  
**Efrain Guerrero, Jr., Member – PRESENT**  
**Arthur Granado, Member – PRESENT**  
**Vishnu V. Reddy, M.D., Vice Chairman – ABSENT**  
**Belinda Flores, R.N., Member – ABSENT**  
**Judge Mariana Garza, Member – ABSENT**

C. Confirm posting of Meeting's public notice in accordance with Texas Open Meetings Act, Texas Government Code, Chapter 551.

D. Public notice is hereby given that the Board of Managers may elect to go into Closed Meeting session(s) at any time during the meeting to discuss any matter(s) listed on the agenda when so authorized by the provisions of the Open Meetings Act, Texas Government Code, Chapter 551.

**4. PUBLIC COMMENT** - Persons attending in-person and wishing to comment on any item(s) on the agenda or any subject within the Board's responsibilities must sign-in on the "Agenda Item Request to Speak" form provided at the entrance of the Board meeting room at least five (5) minutes prior to commencement of the meeting. Persons attending via audio or video conference and wishing to comment on any item(s) on the agenda or any

**MINUTES  
BOARD OF MANAGERS  
REGULAR MEETING  
NOVEMBER 17, 2022**

subject within the Board's responsibilities must verbally notify the presiding officer of their desire to comment when the officer calls for public comment from those attending via audio and video conference. Commenters shall limit their comments to three (3) minutes, except that Commenters addressing the Board through a translator shall limit their comments to six (6) minutes.

**No one to speak in public comment.**

5. **CONSENT AGENDA** - The Consent Agenda consists of those agenda items which are routine, administrative in nature, not in need of separate attention, and which a member of the Board has not requested be discussed separately. If requested to be discussed separately, that agenda item will be removed from the Consent Agenda by the presiding officer to the Regular Agenda and discussed as a part of the Regular Agenda at the appropriate time. All remaining items listed under the Consent Agenda will be voted upon in a single vote:

- A. Approve Board of Managers Regular Meeting minutes of October 25, 2022.
- B. Receive listing of new vendors as of November 10, 2022; listing provided pursuant to Board of Managers Bylaws, §2.1.B and Texas Local Government Code, Chapter 176.
- C. Receive hospital providers' quarterly reports relating to certain Indigent Care Affiliation Agreements associated with participation in the Texas Healthcare Transformation and Quality Improvement Program Medicaid 1115 Waiver for calendar quarter-ended September 30, 2022:
  - 1. CHRISTUS Spohn Health System Corporation Hospitals: Alice, Beeville, and Kleberg (Consolidated Report);
  - 2. Corpus Christi Medical Center; and
  - 3. Driscoll Children's Hospital.
- D. Receive summary payment information on Nueces County health care disbursements for Fiscal Year 2022 year-to-date:
  - 1. Salaries, benefits, supplies, and intergovernmental transfers at/for City of Corpus Christi/Nueces County Public Health District;
  - 2. Emergency medical services provided in unincorporated areas of Nueces County;

MINUTES  
BOARD OF MANAGERS  
REGULAR MEETING  
NOVEMBER 17, 2022

3. Supplemental and jail diversion program funding for Nueces Center for Mental Health and Intellectual Disabilities;
  4. Medical services provided at County correctional facilities:
    - a. Nueces County Jail; and
    - b. Nueces County Juvenile Detention Center;
  5. Funding for alcohol and drug abuse treatment programs:
    - a. Cenikor (Charlie's Place);
    - b. Council on Alcohol and Drug Abuse; and
    - c. Palmer Drug Abuse Program;
  6. Funding for diabetes prevention and supporting programs;
  7. Public health grants; and
  8. Legal and professional fees. *(Finance Committee)*
- E. Receive summary imputed claims information on medical and hospital care provided to the Nueces Aid Program population consistent with the CHRISTUS Spohn Health System Corporation Amended and Restated Membership Agreement for fiscal year-to-date period-ended October 31, 2022. *(Finance Committee)*
- F. Receive fiscal year-to-date Specified Annual Percentage-related revenue reports; revenue receipts pursuant to CHRISTUS Spohn Health System Corporation Amended and Restated Membership Agreement, Section 5.03. *(Finance Committee)*
- G. Receive monthly statement of escrow amounts deposited and/or withdrawn by CHRISTUS Spohn Health System Corporation; deposits pursuant to and consistent with Schedule 1 to CHRISTUS Spohn Health System Corporation Amended and Restated Membership Agreement; receive statement for month-ended October 31, 2022. *(Finance Committee)*
- H. Receive statement of amounts deposited to and/or withdrawn from Local Provider Participation Fund for fiscal year-to-date; deposits and withdrawals pursuant to Board of Managers Order authorizing participation in a health care provider participation program pursuant to Texas Health and Safety Code, Chapter 298C, as amended. *(Finance Committee)*

MINUTES  
BOARD OF MANAGERS  
REGULAR MEETING  
NOVEMBER 17, 2022

I. Receive summary report of cumulative estimated provider payments and actual intergovernmental transfers made in support of local and other healthcare providers participating in Medicaid supplemental and directed payment programs sponsored by the Texas Health and Human Services Commission (HHSC):

1. Directed Payment Programs - Medicaid managed care organization payments to healthcare providers that support overall Medicaid program goals and objectives:
  - a. Comprehensive Hospital Increase Reimbursement Program (CHIRP);
  - b. Network Access Improvement Program (NAIP);
  - c. Texas Incentives for Physicians and Professional Services (TIPPS);
  - d. Uniform Hospital Rate Increase Program (UHRIP); and
2. Supplemental Payment Programs - HHSC-directed payments made to hospitals for achieving certain goals or to support health care providers that see significant numbers of uninsured or persons without much money:
  - a. Disproportionate Share Hospitals (DSH) program;
  - b. Graduate Medical Education (GME);
  - c. Hospital Uncompensated Care (UC) pool; and
3. Phase-Out Programs:
  - a. Delivery System Reform Incentive Payment (DSRIP) pool. (*Finance Committee*)

**Consent Agenda approved. Motion by Mr. Granado and seconded by Mr. Guerrero. MOTION CARRIED.**

6. **REGULAR AGENDA** - The Regular Agenda consists of those agenda items which are non-routine, not administrative in nature, or are otherwise in need of separate attention. Each Regular Agenda item will be voted upon separately if action is required:

**A. Finance Committee:**

1. Financial Statements:
  - a. Receive and approve unaudited financial statements for the fiscal year ended September 30, 2022. (**ACTION**)

**Motion by Mr. Granado and seconded by Mr. Guerrero. MOTION CARRIED.**

2. Capital Project Financing:
  - a. Discuss and consider authorizing the Administrator to secure financial advisory services for development of strategies to finance future capital projects;

MINUTES  
BOARD OF MANAGERS  
REGULAR MEETING  
NOVEMBER 17, 2022

authorize the Administrator to negotiate a Professional Services Contract for such services. *(ACTION)*

**Motion by Mr. Guerrero and seconded by Mr. Granado.  
MOTION CARRIED.**

3. Investment Policies and Strategies:

a. Discuss and consider authorizing the Administrator to secure investment advisory services for revision of investment policies and strategies; authorize the Administrator to negotiate a Professional Services Contract for such services. *(ACTION)*

**Motion by Ms. Oliver and seconded by Mr. Guerrero.  
MOTION CARRIED.**

4. Nueces Aid Program Enrollment:

a. Receive reports relating to Nueces Aid Program enrollment for the month-ended October 31, 2022:

1. Total Persons and Households Enrolled;
2. Enrollment Summary;
3. Denials;
4. Application Processing Summary; and
5. Enrollment by Zip Code. *(INFORMATION)*

B. Legislative Committee:

1. Discuss and consider adoption of legislative agenda for 88th Texas Session (2023). *(ACTION)*

**Mr. Valls called for no action to be taken on Item 6.(B).**

C. Federal Emergency Management Agency (FEMA) Cost Recovery:

1. Receive an update from Hagerty Consulting, Inc. on FEMA DR-4485-TX (COVID-19) Public Assistance Project Application #674808 relating to recovery of Hospital District's Social Determinants of Health Study-related costs. *(INFORMATION)*

D. Memorial Medical Center Demolition:

1. Receive and discuss report from Hanson Professional Services, Owner's Representative, on the Memorial Medical Center demolition project being conducted by CHRISTUS Spohn Health System Corporation; demolition project located at

MINUTES  
BOARD OF MANAGERS  
REGULAR MEETING  
NOVEMBER 17, 2022

2606 Hospital Boulevard, Corpus Christi, Texas. (*INFORMATION*)

2. Receive Uniform Resource Locator (URL) to video feed from the Memorial Medical Center demolition project being conducted by CHRISTUS Spohn Health System Corporation; project located at 2606 Hospital Boulevard, Corpus Christi, Texas, OxBlue video feed provided by Grant Mackay Company, demolition contractor. (*INFORMATION*)

**E. Nueces County Juvenile Department:**

1. Approve additional funding in the amount of \$67,000 for Nueces County Juvenile Department detainee health care costs during Fiscal Year 2023. (*ACTION*)

**Mr. Valls moved to consider a motion to approve contingency upon Commissioner's Court approval of budget amendment and funding request.  
Motion by Ms. Oliver and seconded by Mr. Granado.  
MOTION CARRIED.**

**F. Board of Managers Business:**

1. Discuss and consider canceling December 2022 Board and Board Committee Meetings. (*ACTION*)

**Motion by Mr. Valls to reschedule December 2022 Board meeting on December 13, 2022. Motion by Mr. Guerrero and seconded by Mr. Granado. MOTION CARRIED.**

**G. Administrator's Actions:**

1. Ratify Administrator's action(s) performed as part of his duties directing the affairs of the District and/or as required by the Board of Managers; duties established pursuant to Texas Health and Safety Code, §281.026(e):  
a. Ratify execution of Supplemental Agreement No. 1 and Work Authorization No. 2 to Services Contract with Hagerty Consulting, Inc. increasing the Not-To-Exceed amount to \$75,000 for FEMA DR-4485-TX Public Assistance Project Applications and related work. (*ACTION*)

**Motion by Ms. Oliver and seconded by Mr. Granado.  
MOTION CARRIED.**

**MINUTES  
BOARD OF MANAGERS  
REGULAR MEETING  
NOVEMBER 17, 2022**

**H. Community Mental Health Initiatives:**

1. Receive and discuss information and reports from the Nueces Center for Mental Health and Intellectual Disabilities ("MHID") relating to work performed under mental health agreements between Nueces County, MHID, and Nueces County Hospital District during Fiscal Year 2022. (*INFORMATION*)
2. Receive and discuss information presented by Nueces County's Director of Mental Health Programs on Hospital District-funded and other mental health programs. (*INFORMATION*)

**Mr. Valls called for a break at 11:27 a.m.**

**Mr. Valls called the meeting back in session at 11:39 a.m.**

**7. ADMINISTRATOR'S BRIEFING:**

A. Next Board of Managers and Board Committee regular meetings (all meetings' dates, times, and locations are subject to change):

1. Legislative Committee: December 20, 2022, 9:00 AM in Classroom #1 at Dr. Hector P. Garcia Memorial Family Health Center, 2606 Hospital Boulevard, Corpus Christi, Texas;
2. Finance Committee: December 20, 2022, 9:30 AM in Classroom #1 at Dr. Hector P. Garcia Memorial Family Health Center, 2606 Hospital Boulevard, Corpus Christi, Texas; and
3. Board of Managers: December 20, 2022, 10:00 AM in Classroom #1 at Dr. Hector P. Garcia Memorial Family Health Center, 2606 Hospital Boulevard, Corpus Christi, Texas. (*INFORMATION*)

**8. CLOSED MEETING** - Public notice is hereby given that the Board of Managers may elect to go into closed meeting session(s) at any time during the meeting to discuss any matter(s) listed on the agenda, when so authorized by the provisions of the Open Meetings Act, Texas Government Code, Chapter 551 and the Board specifically expects to go into a closed session(s) on the matters listed below pursuant to the Act, §551.071. In the event the Board elects to go into closed session(s) regarding an agenda item(s), the section(s) of the Open Meetings Act authorizing the closed session will be publicly announced by the presiding officer. Should any final action, final decision, or final vote be required in the opinion of the Board with regard to any matter considered in closed session(s), then the final action, final decision, or final vote shall be either: (a) in the open meeting covered by the

**MINUTES  
BOARD OF MANAGERS  
REGULAR MEETING  
NOVEMBER 17, 2022**

Notice upon reconvening of the public meeting; or (b) at a subsequent public meeting of the Board upon notice thereof, as the Board shall determine pursuant to applicable laws:

A. Consult with attorneys on matters relating to litigation against opioid drug manufacturers, promoters, and distributors, including related settlements and other related matters.

9. **OPEN MEETING** - Following the Closed Meeting, the Board of Managers will reconvene the Open Meeting prior to taking any action(s) on matters considered in the Closed Meeting or adjourning the meeting.

10. Consider final action, decision, or vote on matters considered in the Closed Meeting.  
*(ACTION AS NEEDED)*

11. **ADJOURN**

**Meeting adjourn by Mr. Valls, Chairman  
at 12:47 p.m.**

**MINUTES  
BOARD OF MANAGERS  
REGULAR MEETING  
NOVEMBER 17, 2022**

**PRESIDING OFFICER**

---

John E. Valls, MBA, Chairman

**ATTEST:**

---

Jonny F. Hipp, Secretary  
Board of Managers  
Nueces County Hospital District

**ABESENT**

---

Wm Dewitt Alsup, General Counsel  
Nueces County Hospital District

**MINUTES  
BOARD OF MANAGERS  
NUECES COUNTY HOSPITAL DISTRICT  
REGULAR MEETING  
DECEMBER 13, 2022**

---

---

The Nueces County Hospital District Board of Managers met at 12:00 p.m., Tuesday, December 13, 2022 in the NCHD Board Room at 555 N. Carancahua, Suite 950 – A Corpus Christi, Texas.

**HOSPITAL DISTRICT REPRESENTATIVES:**

Jonny F. Hipp	Administrator/CEO
Belinda E. Chism	Assistant Administrator, Administrative Services
Donna Littlefield	Director, Accounting & Finance
Mary Esther Guerra	Assistant County Attorney
Melissa Quintanilla	Executive Assistant/Human Resources
Carmina Hernandez Moreno	Administrative Assistant

**OTHERS PRESENT:**

Dom Dominguez	Christus Spohn Health System
Barbara Canales	Nueces County Judge
Eric Evans	CCMC – via Zoom
Hilda Dalfonso	CCMC – via Zoom
13617611400	CCMC ph # - via Zoom
Chris IP address: 64.140.30.162	- via Zoom

---

**1. WELCOME**

**2. ROLL CALL OF BOARD OF MANAGERS**

John E. Valls, MBA, Chairman  
 Vishnu V. Reddy, M.D., Vice Chairman  
 Sylvia Tryon Oliver  
 Belinda Flores, R.N.  
 Judge Mariana Garza  
 Efrain Guerrero, Jr.  
 Arthur Granado

**MINUTES  
BOARD OF MANAGERS  
REGULAR MEETING  
DECEMBER 13, 2022**

**3. CALL TO ORDER, ESTABLISHMENT OF QUORUM, MEETING POSTING  
CONFIRMATION, AND CLOSED MEETING NOTICE**

A. Call to order – Mr. John E. Valls, Chairman  
The meeting was called to order by Mr. Valls at 12:09 p.m.

B. Establish quorum – Mr. Valls  
A quorum was present with all members in attendance.

**John E. Valls, MBA, Chairman – PRESENT  
Vishnu V. Reddy, M.D., Vice Chairman – PRESENT  
Sylvia Tryon Oliver, Member – PRESENT  
Belinda Flores, R.N., Member – PRESENT  
Judge Mariana Garza, Member – PRESENT @ 12:29 p.m.  
Efrain Guerrero, Jr., Member – PRESENT  
Arthur Granado, Member – PRESENT**

C. Confirm posting of Meeting's public notice in accordance with Texas Open Meetings Act, Texas Government Code, Chapter 551.

D. Public notice is hereby given that the Board of Managers may elect to go into Closed Meeting session(s) at any time during the meeting to discuss any matter(s) listed on the agenda when so authorized by the provisions of the Open Meetings Act, Texas Government Code, Chapter 551.

4. **PUBLIC COMMENT** - Persons attending in-person and wishing to comment on any item(s) on the agenda or any subject within the Board's responsibilities must sign-in on the "Agenda Item Request to Speak" form provided at the entrance of the Board meeting room at least five (5) minutes prior to commencement of the meeting. Persons attending via audio or video conference and wishing to comment on any item(s) on the agenda or any subject within the Board's responsibilities must verbally notify the presiding officer of their desire to comment when the officer calls for public comment from those attending via audio and video conference. Commenters shall limit their comments to three (3) minutes, except that Commenters addressing the Board through a translator shall limit their comments to six (6) minutes.

**Judge Barbara Canales  
Dom Dominguez**

**MINUTES  
BOARD OF MANAGERS  
REGULAR MEETING  
DECEMBER 13, 2022**

5. **REGULAR AGENDA** - The Regular Agenda consists of those agenda items which are non-routine, not administrative in nature, or are otherwise in need of separate attention. Each Regular Agenda item will be voted upon separately if action is required:

**A. Legislative Committee:**

1. Discuss and consider adoption of legislative agenda for 88th Texas Session (2023). (*ACTION*)

**Motion to approve by Mr. Valls as recommended by the Legislative Committee. Motion by Ms. Flores and seconded by Ms. Garza. MOTION CARRIED.**

6. **ADJOURN**

**Meeting adjourned by Mr. Valls at 12:45 p.m.**

**MINUTES  
BOARD OF MANAGERS  
REGULAR MEETING  
DECEMBER 13, 2022**

**PRESIDING OFFICER**

---

John E. Valls, MBA, Chairman

**ATTEST:**

---

Jonny F. Hipp, Secretary  
Board of Managers  
Nueces County Hospital District

**ABSENT**

---

Wm Dewitt Alsup, General Counsel  
Nueces County Hospital District

**Nueces County Hospital District  
Vendor Information List - Additional Vendors-Conflict of Interest Disclosure**

<u>Vendor ID</u>	<u>Vendor Name</u>	<u>Address</u>	<u>City</u>	<u>State</u>	<u>ZIP</u>
2079	Taste at 555	555 N. Carancahua, Suite 020	Corpus Christi	TX	78401
2080	Morgan Stanley	7600 Broadway	San Antonio	TX	78209
2081	Marco & Co. Catering, LLC	525 S. Staples	Corpus Christi	TX	78401
2082	Brown, Johnny	11601 Cripple Creek Drive	Corpus Christi	TX	78410
2083	Zoom	55 Almaden Boulevard 6th floor	San Jose	Ca	95113

Nueces County Hospital District  
 County Health Care Department Expenditures  
 Cash Disbursements Relating to  
 Fiscal Year 2023

	Oct	Nov	Dec	Jan	Feb	Mar	Apr	May	Jun	Jul	Aug	Sep	Fiscal 2023 YTD	Budget 2023	Balance
<b>County Healthcare Services</b>															
Health Dept - County	0.00	0.00	0.00	0.00	0.00	0.00	0.00	0.00	0.00	0.00	0.00	0.00	0.00	2,000,000.00	2,000,000.00
Emergency Medical Services	0.00	0.00	0.00	0.00	0.00	0.00	0.00	0.00	0.00	0.00	0.00	0.00	0.00	650,000.00	650,000.00
NC MHID - Fund Matching	0.00	0.00	0.00	0.00	0.00	0.00	0.00	0.00	0.00	0.00	0.00	0.00	0.00	969,129.00	969,129.00
NC MHID - Jail Programs	0.00	176,813.03	237,980.34	0.00	0.00	0.00	0.00	0.00	0.00	0.00	0.00	0.00	414,793.37	3,018,000.00	2,603,206.63
Mental Healthcare Services Dept	0.00	0.00	0.00	0.00	0.00	0.00	0.00	0.00	0.00	0.00	0.00	0.00	0.00	273,000.00	273,000.00
NC Juvenile Center	19,477.57	20,679.73	58,982.51	0.00	0.00	0.00	0.00	0.00	0.00	0.00	0.00	0.00	99,139.81	474,000.00	374,860.19
Nueces County Jail Services	353,224.55	353,224.55	353,224.55	0.00	0.00	0.00	0.00	0.00	0.00	0.00	0.00	0.00	1,059,673.65	4,478,695.00	3,419,021.35
Cenikor	0.00	0.00	0.00	0.00	0.00	0.00	0.00	0.00	0.00	0.00	0.00	0.00	0.00	60,000.00	60,000.00
Council on Alcohol & Drug Abuse	0.00	0.00	0.00	0.00	0.00	0.00	0.00	0.00	0.00	0.00	0.00	0.00	0.00	50,000.00	50,000.00
Diabetes Program - County	0.00	0.00	0.00	0.00	0.00	0.00	0.00	0.00	0.00	0.00	0.00	0.00	0.00	50,000.00	50,000.00
HALO-Flight Funding	0.00	0.00	0.00	0.00	0.00	0.00	0.00	0.00	0.00	0.00	0.00	0.00	0.00	15,000.00	15,000.00
County Public Health Grants	0.00	0.00	85,000.00	0.00	0.00	0.00	0.00	0.00	0.00	0.00	0.00	0.00	85,000.00	170,000.00	85,000.00
<b>Totals</b>	<b>372,702.12</b>	<b>550,717.31</b>	<b>735,187.40</b>	<b>0.00</b>	<b>0.00</b>	<b>0.00</b>	<b>0.00</b>	<b>0.00</b>	<b>0.00</b>	<b>0.00</b>	<b>0.00</b>	<b>0.00</b>	<b>1,658,606.83</b>	<b>12,207,824.00</b>	<b>10,549,217.17</b>

**Nueces County Hospital District  
Imputed Claims Experience for Calendar Year 2022  
As if Adjudicated January 1, 2022 through December 31, 2022**

<b>Service</b>	<b>Claims</b>	<b>Billed</b>	<b>Contract Amt.</b>	<b>Co Insurance</b>	<b>Net</b>
ER	4,045	23,117,532	2,832,331	115,786	2,716,545
ASU	757	13,384,085	1,255,554	61,341	1,194,213
Clinic	14,191	11,320,353	3,109,508	129,709	2,979,799
Obs	187	5,621,167	1,241,189	46,372	1,194,817
OP	11,057	46,501,828	11,422,586	556,459	10,866,127
Subtotal	30,237	99,944,965	19,861,168	909,667	18,951,501
IP	671	50,847,633	6,299,478	221,991	6,077,487
SNF					-
RX	117,764	44,307,058	17,009,848	489,193	16,520,655
Physician	45,465	16,816,992	4,984,331	171,141	4,813,190
<b>Total</b>	<b>194,137</b>	<b>211,916,648</b>	<b>48,154,825</b>	<b>1,791,992</b>	<b>46,362,833</b>

**NOTE:**

The Revised and Restated Indigent Care Agreement was terminated effective September 30, 2012. After that date, the District no longer makes payment to CHRISTUS Spohn for providing health care services to the Nueces Aid Indigent population. Under the terms of the Membership Agreement amended and restated effective November 18, 2015, CHRISTUS Spohn has committed to continue to provide health care services to the Nueces Aid Indigent population and, and at the request of the District, continues to submit informational claims to the District to permit the District to monitor the volume of health care services furnished to the Nueces Aid Indigent population.

Nueces County Hospital District  
 Spohn Corporate Member Revenue Analysis  
 Fiscal Year 2023

Member Revenue % 7.0%

	October	November	December	January	February	March	April	May	June	July	August	September	Totals
<u>Membership Revenue Deposits</u>													
Week 1	432,839.19	611,792.22	634,393.97	392,942.03									2,071,967.41
Week 2	554,299.98	565,185.73	550,363.71	538,528.20									2,208,377.62
Week 3	601,467.77	627,556.90	513,594.51	589,275.06									2,331,894.24
Week 4	528,903.71	439,440.47	642,640.85										1,610,985.03
Week 5													0.00
Subtotal	2,117,510.65	2,243,975.32	2,340,993.04	1,520,745.29	0.00	0.00	0.00	0.00	0.00	0.00	0.00	0.00	8,223,224.30

**Bank of America, N.A.**  
135 S. LaSalle Street, Suite 1840 Chicago, IL 60603

PAGE 1 OF 4

**received**  
01/10/23

00023500

**TEMP-RETURN SERVICE REQUESTED**

MB 01 000943 91317 H 4 B



NUECES COUNTY HOSPITAL DISTRICT  
ATTN: JONNY HIPPI  
555 NORTH CARANCAHUA ST. SUITE 950  
CORPUS CHRISTI TX 78401-0835

**Account Number**

**Statement Period** 12/01/2022 through 12/31/2022

**Account Title** CHRISTUS SPOHN HEALTH SYSTEM CORP /  
NUECES COUNTY HOSPITAL DISTRICT  
CHRISTUS SPOHN / NUECES CNTY ESCROW

**ADMINISTRATIVE OFFICER**  
13129923272

GCAS CLIENT SERVICE.  
GCAS\_AMRS\_ESCROW\_CLIENT\_SERVIC  
E@BOFA.COM

**ALTERNATE CONTACT**  
13129923272

CLIENT SERVICE.  
GCAS\_AMRS\_ESCROW\_CLIENT\_SERVIC  
E@BOFA.COM

This is intended solely for the user of the intended recipient(s) and may contain information that is privileged, confidential or proprietary. If you are not an intended recipient, then please delete and destroy all copies and attachments, and be advised that any review or dissemination of, or undertaking of any action in reliance on, the information contained in or attached to this message is prohibited. In case of any discrepancy, please contact your client account manager immediately.

For further information about the compensation provided by the FSCS, refer to the FSCS website at [www.FSCS.org.uk](http://www.FSCS.org.uk)

**PARTICIPATING PORTFOLIOS**

PORTFOLIO NUMBER	PORTFOLIO NAME
	CHRISTUS SPOHN / NUECES CNTY ESCROW

**PARTICIPATING PORTFOLIOS**

PORTFOLIO NUMBER	PORTFOLIO NAME
------------------	----------------



**CASH AND EQUIVALENTS**

8,675,419.1	BLACKROCK TREASURY TRUST - CASH MANAGEMENT 0012	8,675,419.10	8,675,419.10	300,022.19
<b>TOTAL CASH AND EQUIVALENTS</b>		<b>8,675,419.10</b>	<b>8,675,419.10</b>	<b>300,022.19</b>

**TRANSACTION SUMMARY**

DESCRIPTION	INCOME CASH	PRINCIPAL CASH	COST
<b>BEGINNING BALANCE</b>	<b>0.00</b>	<b>0.00</b>	<b>8,654,766.50</b>
DIVIDENDS	0.00	0.00	0.00
INTEREST	0.00	20,652.60	0.00
OTHER INCOME	0.00	0.00	0.00
RECEIPTS & DEPOSITS	0.00	0.00	0.00
SALES & DISPOSITIONS	0.00	0.00	0.00
INTRA ACCOUNT TRANSFERS	0.00	0.00	0.00
DISTRIBUTIONS & WITHDRAWALS	0.00	0.00	0.00
PURCHASES & ACQUISITIONS	0.00	-20,652.60	20,652.60
FEES & EXPENSES	0.00	0.00	0.00
MISCELLANEOUS	0.00	0.00	0.00
<b>ENDING BALANCE</b>	<b>0.00</b>	<b>0.00</b>	<b>8,675,419.10</b>

**TRANSACTION DETAIL**

DATE	DESCRIPTION	INCOME CASH	PRINCIPAL CASH	COST
	<b>BEGINNING BALANCE</b>	<b>0.00</b>	<b>0.00</b>	<b>8,654,766.50</b>
12/01/22	INTEREST PAYMENT PAYABLE 12/01/22 BLACKROCK TREASURY TRUST - CASH MANAGEMENT 0012		20,652.60	

Please visit the web address <https://business.bofa.com/en-us/content/qcas-client-disclaimer.html> for important legal information and regulatory disclosures regarding this statement or report.

TRANSACTION DETAIL *(continued)*

DATE	DESCRIPTION	INCOME CASH	PRINCIPAL CASH	COST
12/01/22	SWEEP PURCHASE 20,652.6 SHARES TRADE 12/01/22 BLACKROCK TREASURY TRUST - CASH MANAGEMENT 0012		-20,652.60	20,652.60
	<b>ENDING BALANCE</b>	<b>0.00</b>	<b>0.00</b>	<b>8,675,419.10</b>

Please visit the web address <https://business.bofa.com/en-us/content/gcas-client-disclaimer.html> for important legal information and regulatory disclosures regarding this statement or report.



You are solely responsible for making, and the content of, any required filings with any state or government agency, any self-regulatory organization or exchange and for the accuracy of the information contained therein. Bank of America does not act as a tax agent. Bank of America does not render any opinion or provide advice regarding legal, compliance, accounting, regulatory or tax matters and it is your responsibility to seek such legal, compliance, accounting, regulatory or tax advice as you deem necessary. The information is not intended or written to be used, and cannot be used or relied upon for the purpose of avoiding tax penalties.

Please note the important regulatory disclosures which are accessible at the following website:

<https://business.bofa.com/en-us/content/gcas-client-disclaimer.html>

This website address appears at the foot of your reports and statements for your convenience.

### Cash Sweep Clients

With respect to any "cash sweep vehicle", if applicable, Money Market Funds and Mutual Funds are not deposits within the meaning of the Federal Deposit Insurance Act (12 U.S.C. 1813 (f)), are not insured or guaranteed by the U.S. Government, the FDIC or any other government agency, are not insured, endorsed or guaranteed by Bank of America, are not obligations of Bank of America, and involve investment risk, including possible loss of principal. If a receiver were appointed for Bank of America, the client would have an ownership interest in the shares of the Money Market Fund or the Mutual Fund that Bank of America purchased on behalf of the client.

Please visit the web address <https://business.bofa.com/en-us/content/gcas-client-disclaimer.html> for important legal information and regulatory disclosures regarding this statement or report.



Nueces County Hospital District  
 Nueces LPPF Activity  
 Fiscal Year 2023

	October	November	December	January	February	March	April	May	June	July	August	September	Totals
Beginning Balan	21,552,873.57	42,028,688.29	28,342,155.37	28,679,061.23	28,506,240.30	28,506,240.30	28,506,240.30	28,506,240.30	28,506,240.30	28,506,240.30	28,506,240.30	28,506,240.30	21,552,873.57
<b>Deposits</b>													
Christus Spohn	8,593,003.25	8,593,003.25											17,186,006.50
CCMC	5,715,374.00	5,715,374.00											11,430,748.00
CC Rehab	261,256.50		261,256.50										522,513.00
Driscoll	4,689,720.50	4,689,720.50											9,379,441.00
PAM Specialty	341,892.50	341,892.50											683,785.00
PAM Rehab	340,715.25	340,715.25											681,430.50
S. TX Surgical	604,730.50	604,730.50											1,209,461.00
Subtotal	20,546,692.50	20,285,436.00	261,256.50	0.00	0.00	0.00	0.00	0.00	0.00	0.00	0.00	0.00	41,093,385.00
Interest	79,122.22	65,114.16	75,649.36										219,885.74
Transfers In													0.00
<b>Total Deposits</b>	<b>20,625,814.72</b>	<b>20,350,550.16</b>	<b>336,905.86</b>	<b>0.00</b>	<b>0.00</b>	<b>0.00</b>	<b>0.00</b>	<b>0.00</b>	<b>0.00</b>	<b>0.00</b>	<b>0.00</b>	<b>0.00</b>	<b>41,313,270.74</b>
<b>Inter-Governmental Transfers</b>													
UC													0.00
DSRIP				(172,820.93)									(172,820.93)
CHIRP		(33,564,840.35)											(33,564,840.35)
TIPPS		(472,242.73)											(472,242.73)
DSH													0.00
UHRIP													0.00
<b>Total IGT's</b>	<b>0.00</b>	<b>(34,037,083.08)</b>	<b>0.00</b>	<b>(172,820.93)</b>	<b>0.00</b>	<b>0.00</b>	<b>0.00</b>	<b>0.00</b>	<b>0.00</b>	<b>0.00</b>	<b>0.00</b>	<b>0.00</b>	<b>(34,209,904.01)</b>
Transfers Out	(150,000.00)												(150,000.00)
Bank Fees													0.00
<b>Ending Balance</b>	<b>42,028,688.29</b>	<b>28,342,155.37</b>	<b>28,679,061.23</b>	<b>28,506,240.30</b>	<b>28,506,240.30</b>	<b>28,506,240.30</b>	<b>28,506,240.30</b>	<b>28,506,240.30</b>	<b>28,506,240.30</b>	<b>28,506,240.30</b>	<b>28,506,240.30</b>	<b>28,506,240.30</b>	<b>28,506,240.30</b>

Nueces County Hospital District  
 Medicaid Payment Programs/Directed Payment Programs  
 Estimated Provider Payments & IGT History  
 FY2012 to Present

Provider	DSRIP	UC	DSH	UHRIP	NAIP	CHIRP	TIPPS	TOTALS	
Christus Spohn - Corpus Christi	393,130,704	471,814,667	232,873,341	55,407,073	119,330,841	54,737,093	3,695,883	1,330,989,602	50%
Christus Spohn Rural (Alice/Beeville/Kleberg)	48,398,858	182,794,947	0	14,881,126	0	13,316,178	0	259,391,108	10%
Corpus Christi Medical Center	121,850,134	139,171,092	0	47,953,129	0	81,469,339	0	390,443,694	15%
Driscoll Childrens Hospital	314,822,705	19,845,863	0	0	0	257,473,610	479,717	592,621,895	22%
Detar Hospital	24,949,804	47,723,156	0	15,297,365	0	0	0	87,970,325	3%
North Bay General Hospital	0	0	0	503,238	0	0	0	503,238	0%
South Texas Surgical Hospital	0	0	0	902,639	0	0	0	902,639	0%
Corpus Christit Rehab Hospital	0	0	0	296,670	0	0	0	296,670	0%
PAM Specialty Hospital	0	0	0	1,330	0	0	0	1,330	0%
PAM Rehab Hospital	0	0	0	147,501	0	0	0	147,501	0%
Nueces County Health Dept	21,809,410	0	0	0	0	0	0	21,809,410	1%
<b>TOTALS</b>	<b>924,961,614</b>	<b>861,349,724</b>	<b>232,873,341</b>	<b>135,390,071</b>	<b>119,330,841</b>	<b>406,996,220</b>	<b>4,175,601</b>	<b>2,685,077,412</b>	<b>100%</b>

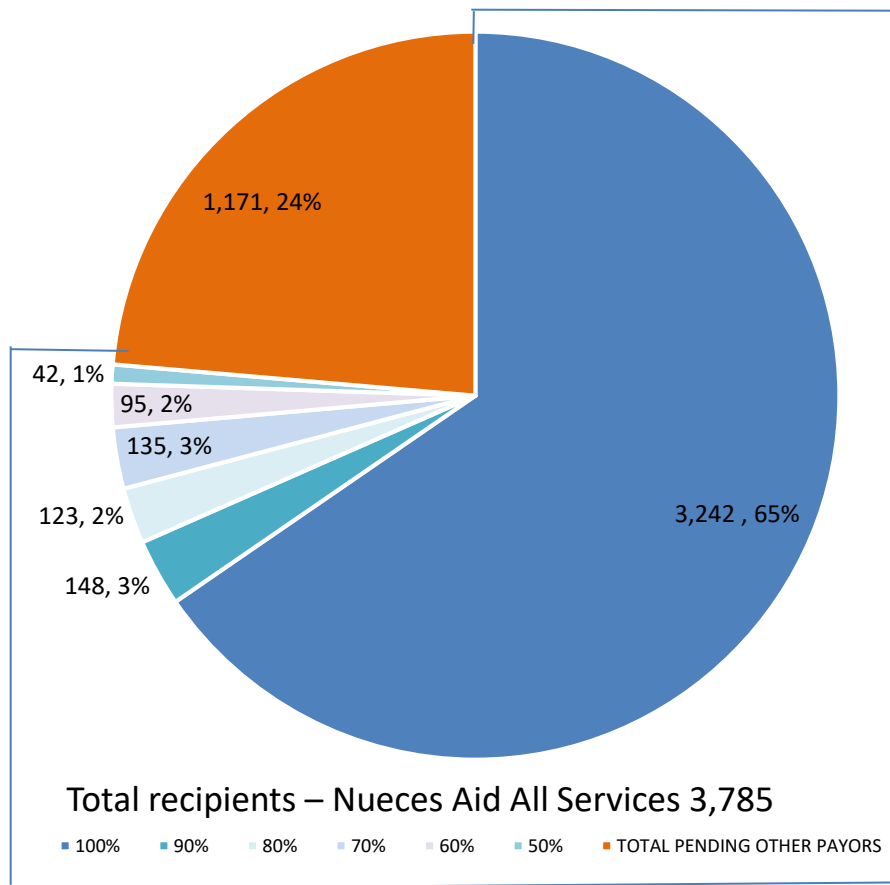
\* Estimated Receipts for Entities (IGT + FMAP), Subject to HHSC Review and Administrative Fees

IGT Source	DSRIP	UC	DSH	UHRIP	NAIP	CHIRP	TIPPS	TOTALS
Nueces County Hospital District	338,108,299	303,167,058	82,604,961	59,112,085	46,878,175	0	0	829,870,577
Nueces LPPF	27,902,997	36,265,904	7,478,253	0	0	149,458,340	1,777,123	222,882,617
<b>TOTALS</b>	<b>366,011,295</b>	<b>339,432,962</b>	<b>90,083,214</b>	<b>59,112,085</b>	<b>46,878,175</b>	<b>149,458,340</b>	<b>1,777,123</b>	<b>1,052,753,194</b>

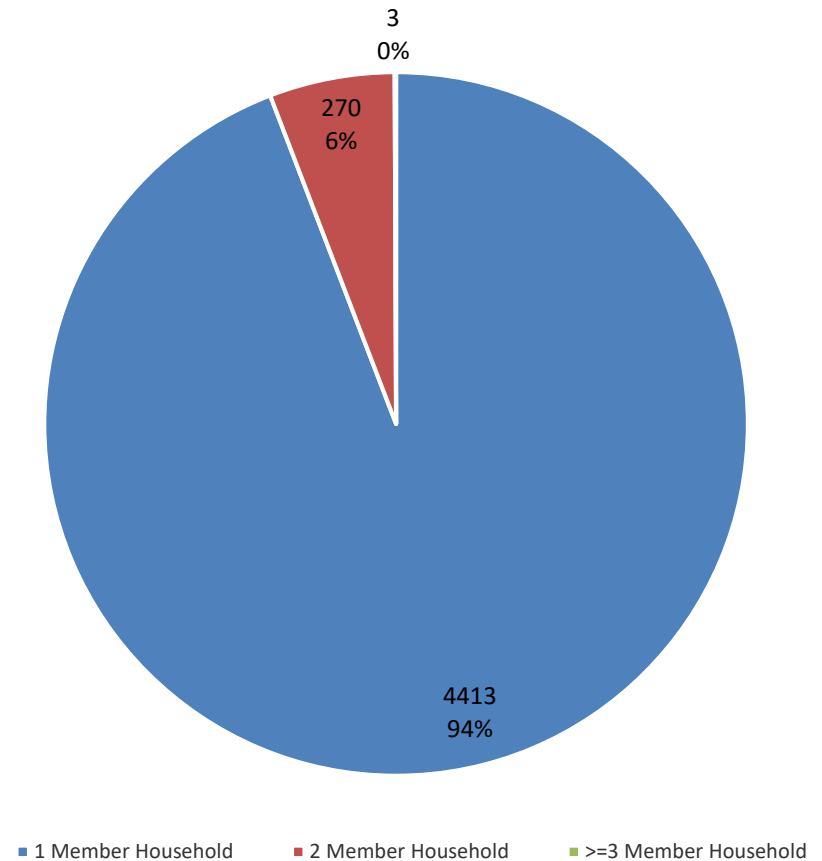
# December 2022

## Nueces Aid Program Enrollment

Total Enrolled  
4,956



Total Households  
4,686



**Nueces Aid Program  
Enrollment Summary Calendar Year 2022**

	Jan	Feb	Mar	Apr	May	Jun	Jul	Aug	Sep	Oct	Nov	Dec	YTD 2022 Average	Comments
<b>TOTAL RECIPIENTS</b>	4,874	4,772	4,848	4,868	4,949	5,019	5,057	5,128	5,233	5,178	5,065	4,956	4,996	
<b>NUECES AID - All Services</b>														The percentage for each plan option is calculated by dividing the number for each option by the number of total recipients.
100%	3,256	3,189	3,223	3,232	3,276	3,323	3,333	3,365	3,438	3,389	3,326	3,242	3,300	
%	66.8%	67.0%	66.5%	66.4%	66.2%	66.2%	65.9%	65.6%	65.7%	65.4%	65.7%	65.4%	66.1%	
90%	128	127	124	125	135	133	148	146	150	152	149	148	139	
%	2.6%	2.7%	2.6%	2.6%	2.7%	2.6%	2.9%	2.8%	2.9%	2.9%	2.9%	3.0%	2.8%	
80%	135	137	128	124	120	107	116	118	121	120	125	123	123	
%	2.8%	2.9%	2.6%	2.5%	2.4%	2.1%	2.3%	2.3%	2.3%	2.3%	2.5%	2.5%	2.5%	
70%	118	107	114	123	126	142	147	152	156	153	141	135	136	
%	2.4%	2.2%	2.4%	2.5%	2.5%	2.8%	2.9%	3.0%	3.0%	3.0%	2.8%	2.7%	2.7%	
60%	85	79	79	76	76	89	81	84	88	89	97	95	85	
%	1.7%	1.7%	1.6%	1.6%	1.5%	1.8%	1.6%	1.6%	1.7%	1.7%	1.9%	1.9%	1.7%	
50%	59	62	70	75	72	75	85	80	89	84	46	42	70	
%	1.2%	1.3%	1.4%	1.5%	1.5%	1.5%	1.7%	1.6%	1.7%	1.6%	0.9%	0.8%	1.4%	
<b>TOTAL NUECES AID</b>	3,781	3,711	3,738	3,755	3,805	3,869	3,910	3,945	4,042	3,987	3,884	3,785	3,851	
	77.6%	77.8%	77.1%	77.1%	76.9%	77.1%	77.3%	76.9%	77.2%	77.0%	76.7%	76.4%	77.1%	

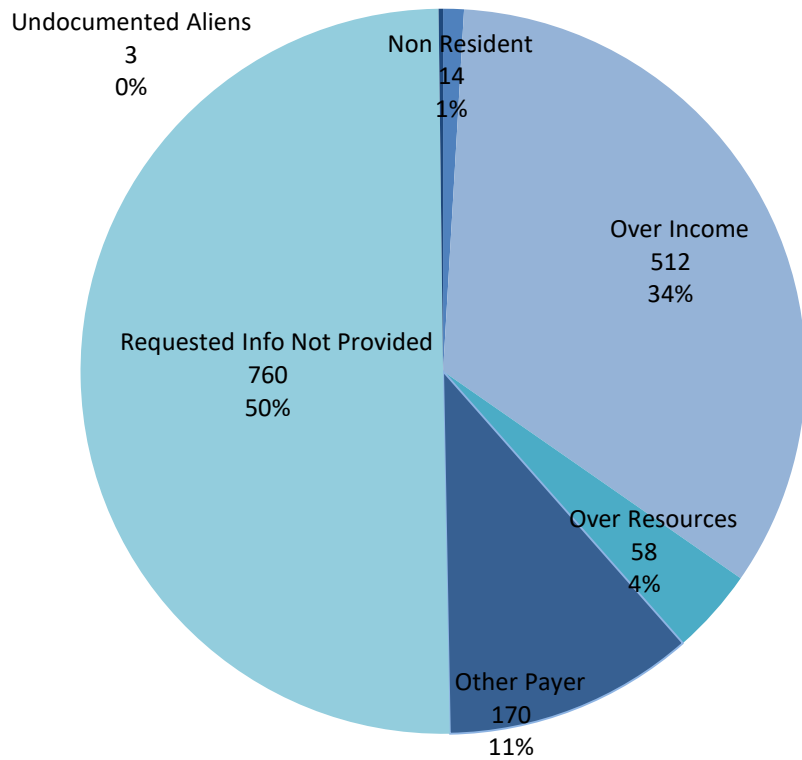
### Nueces Aid Program Enrollment Summary Calendar Year 2022

	Jan	Feb	Mar	Apr	May	Jun	Jul	Aug	Sep	Oct	Nov	Dec	YTD 2022 Average	Comments
<b>PENDING OTHER PAYORS</b>														
TANF	71	56	75	69	70	75	63	69	76	68	70	63	69	
%	6.5%	5.3%	6.8%	6.2%	6.1%	6.6%	5.5%	5.8%	6.4%	5.7%	5.9%	5.4%	6.0%	
SSI-SSID	633	617	633	643	653	649	645	661	666	679	681	689	654	
%	57.9%	58.2%	57.0%	57.8%	57.1%	56.4%	56.2%	55.9%	55.9%	57.0%	57.7%	58.8%	57.1%	These individuals are eligible for NCHD assistance if denied assistance by other payer.
Other Payor	389	388	402	401	421	426	439	453	449	444	430	419	422	
%	35.6%	36.6%	36.2%	36.0%	36.8%	37.0%	38.3%	38.3%	37.7%	37.3%	36.4%	35.8%	36.8%	
<b>TOTAL PENDING OTHER PAYORS</b>	<b>1,093</b>	<b>1,061</b>	<b>1,110</b>	<b>1,113</b>	<b>1,144</b>	<b>1,150</b>	<b>1,147</b>	<b>1,183</b>	<b>1,191</b>	<b>1,191</b>	<b>1,181</b>	<b>1,171</b>	<b>1,145</b>	
	22.4%	22.2%	22.9%	22.9%	23.1%	22.9%	22.7%	23.1%	22.8%	23.0%	23.3%	23.6%	22.9%	
<b>HOUSEHOLDS BY SIZE</b>														
1 Member Household	4,304	4,209	4,276	4,292	4,357	4,420	4,450	4,521	4,628	4,584	4,506	4,413	4,413	The percentage for each size household is calculated by dividing the number of each member household by the total number of households.
%	93.7%	93.7%	93.7%	93.7%	93.6%	93.6%	93.6%	93.7%	93.9%	93.9%	94.1%	94.2%	93.8%	
2 Member Household	283	280	285	287	295	298	303	303	302	296	278	270	290	
%	6.2%	6.2%	6.2%	6.3%	6.3%	6.3%	6.4%	6.3%	6.1%	6.1%	5.8%	5.8%	6.2%	
>=3 Member Household	4	4	3	3	2	3	2	1	1	3	3	3	3	
%	0.1%	0.1%	0.1%	0.1%	0.0%	0.1%	0.0%	0.0%	0.0%	0.1%	0.1%	0.1%	0.1%	
<b>TOTAL HOUSEHOLDS</b>	<b>4,591</b>	<b>4,493</b>	<b>4,564</b>	<b>4,582</b>	<b>4,654</b>	<b>4,721</b>	<b>4,755</b>	<b>4,826</b>	<b>4,931</b>	<b>4,883</b>	<b>4,787</b>	<b>4,686</b>	<b>4,706</b>	

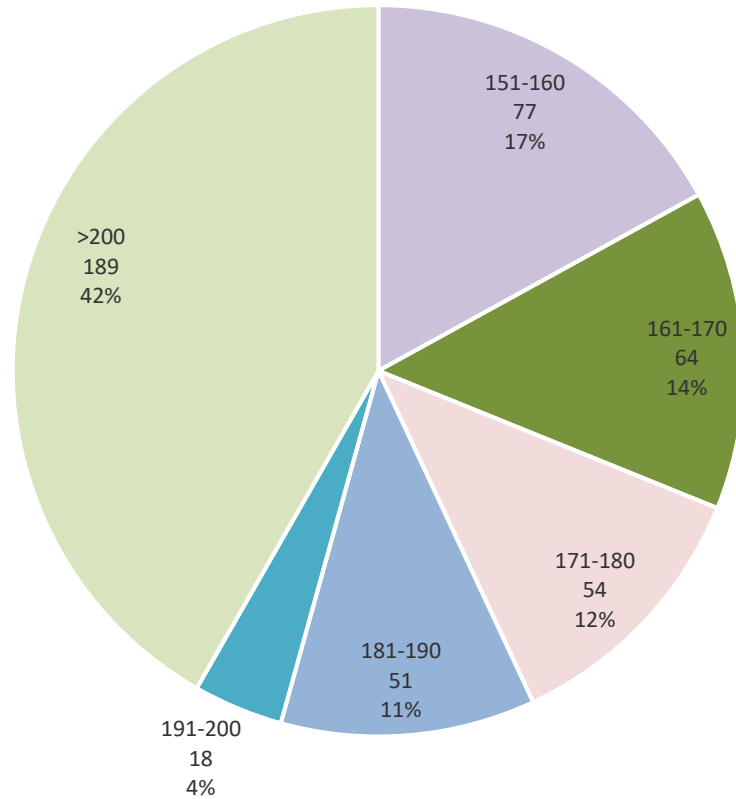
# NUECES AID DENIALS

Calendar Year 2022  
January-November

Denial Reasons



Comparison of Over Income Case to 2022 HHS Poverty Guidelines



**Nueces Aid Program  
Application Processing Summary Calendar Year 2022**

	Jan	Feb	Mar	Apr	May	Jun	Jul	Aug	Sep	Oct	Nov	Dec	YTD 2022	Comments
<b>TOTAL APPLICATIONS</b>	849	838	1,007	884	924	854	876	945	969	849	774	755	10,524	
- Approved	725	728	865	747	752	726	746	823	846	757	644	648	9,007	
%	85.4%	86.9%	85.9%	84.5%	81.4%	85.0%	85.2%	87.1%	87.3%	89.2%	83.2%	85.8%	85.6%	Since FY 1999, the denial rate is based on all denied individuals in the household.
- Denied	124	110	142	137	172	128	130	122	123	92	130	107	1,517	
%	14.6%	13.1%	14.1%	15.5%	18.6%	15.0%	14.8%	12.9%	12.7%	10.8%	16.8%	14.2%	14.4%	
<b>APPROVALS BY PLAN TYPE</b>														
<b>NUECES AID - All Services</b>														
100%	511	540	612	530	503	497	519	576	602	510	428	449	6,277	
%	70.5%	74.2%	70.8%	71.0%	66.9%	68.5%	69.6%	70.0%	71.2%	67.4%	66.5%	69.3%	69.7%	
90%	18	19	22	18	26	18	35	23	21	22	21	22	265	
%	2.5%	2.6%	2.5%	2.4%	3.5%	2.5%	4.7%	2.8%	2.5%	2.9%	3.3%	3.4%	2.9%	
80%	17	18	25	17	19	13	23	19	16	22	14	18	221	
%	2.3%	2.5%	2.9%	2.3%	2.5%	1.8%	3.1%	2.3%	1.9%	2.9%	2.2%	2.8%	2.5%	
70%	17	15	30	27	22	25	18	24	25	32	12	19	266	The percentage of approvals by plan option is calculated by dividing the number for
%	2.3%	2.1%	3.5%	3.6%	2.9%	3.4%	2.4%	2.9%	3.0%	4.2%	1.9%	2.9%	3.0%	each plan option by the
60%	13	8	16	12	14	18	10	14	16	18	16	13	168	total number of approved
%	1.8%	1.1%	1.8%	1.6%	1.9%	2.5%	1.3%	1.7%	1.9%	2.4%	2.5%	2.0%	1.9%	applications.
50%	11	11	15	16	13	12	15	11	20	8	10	7	149	
%	1.5%	1.5%	1.7%	2.1%	1.7%	1.7%	2.0%	1.3%	2.4%	1.1%	1.6%	1.1%	1.7%	
<b>TOTAL</b>	587	611	720	620	597	583	620	667	700	612	501	528	7,346	
%	81.0%	83.9%	83.2%	83.0%	79.4%	80.3%	83.1%	81.0%	82.7%	80.8%	77.8%	81.5%	81.6%	
<b>HOUSEHOLDS BY SIZE - APPROVED</b>														
1 Member Household	628	656	739	663	664	647	637	719	755	672	584	571	7,935	The percentage for each size
%	92.8%	94.8%	92.0%	94.0%	93.8%	94.2%	92.1%	93.3%	94.1%	93.9%	94.8%	93.6%	93.6%	household is calculated by
2 Member Household	48	36	63	42	44	39	55	52	46	42	30	39	536	dividing the number of house-
%	7.1%	5.2%	7.8%	6.0%	6.2%	5.7%	7.9%	6.7%	5.7%	5.9%	4.9%	6.4%	6.3%	holds in the category by the
3 or > Member Household	1	0	1	0	0	1	0	0	1	2	2	0	8	total number of approved
%	0.1%	0.0%	0.1%	0.0%	0.0%	0.1%	0.0%	0.0%	0.1%	0.3%	0.3%	0.0%	0.1%	households.
														8 Households pending other
														payors are not included.
<b>TOTAL HOUSEHOLDS APPROVED</b>	677	692	803	705	708	687	692	771	802	716	616	610	8,479	

**Nueces Aid Program  
Application Processing Summary Calendar Year 2022**

	Jan	Feb	Mar	Apr	May	Jun	Jul	Aug	Sep	Oct	Nov	Dec	YTD 2022	Comments
<b>NCHD DENIALS - Reasons for Denials</b>														
Non Resident %	0 0.0%	0 0.0%	4 2.8%	2 1.5%	3 1.7%	0 0.0%	2 1.5%	0 0.0%	0 0.0%	0 0.0%	2 1.5%	1 0.9%	14 0.9%	The percentage for each denial reason is calculated by dividing the number of individuals for each reason by the total number of individuals denied.
Over Income %	46 37.1%	37 33.6%	46 32.4%	46 33.6%	48 27.9%	57 44.5%	43 33.1%	43 35.2%	40 32.5%	33 35.9%	45 34.6%	28 26.2%	512 33.8%	
Over Resources %	9 7.3%	4 3.6%	12 8.5%	6 4.4%	4 2.3%	3 2.3%	3 2.3%	3 2.5%	1 0.8%	2 2.2%	6 4.6%	5 4.7%	58 3.8%	
Other Payer %	18 14.5%	13 11.8%	22 15.5%	14 10.2%	13 7.6%	11 8.6%	19 14.6%	18 14.8%	8 6.5%	8 8.7%	16 12.3%	10 9.3%	170 11.2%	
Requested Info Not Provided %	51 41.1%	56 50.9%	58 40.8%	69 50.4%	103 59.9%	57 44.5%	63 48.5%	58 47.5%	73 59.3%	49 53.3%	61 46.9%	62 57.9%	760 50.1%	
Undocumented Aliens %	0 0.0%	0 0.0%	0 0.0%	0 0.0%	1 0.6%	0 0.0%	0 0.0%	0 0.0%	1 0.8%	0 0.0%	0 0.0%	1 0.9%	3 0.2%	Note: UA code eff 08/01/01
<b>TOTAL DENIALS</b>	<b>124</b>	<b>110</b>	<b>142</b>	<b>137</b>	<b>172</b>	<b>128</b>	<b>130</b>	<b>122</b>	<b>123</b>	<b>92</b>	<b>130</b>	<b>107</b>	<b>1,517</b>	
<b>HOUSEHOLDS BY SIZE - DENIED</b>														
1 Member Household %	85 79.4%	90 90.0%	121 91.7%	115 91.3%	133 86.4%	94 84.7%	100 87.0%	103 91.2%	90 84.1%	76 90.5%	101 87.1%	88 89.8%	1196 87.7%	The denial percentage for each size household is calculated by dividing the number for each household size by the total number of denied households.
2 Member Household %	18 16.8%	10 10.0%	11 8.3%	11 8.7%	19 12.3%	17 15.3%	15 13.0%	9 8.0%	17 15.9%	8 9.5%	15 12.9%	10 10.2%	160 11.7%	
3 or > Member Household %	4 3.7%	0 0.0%	0 0.0%	0 0.0%	2 1.3%	0 0.0%	0 0.0%	1 0.9%	0 0.0%	0 0.0%	0 0.0%	0 0.0%	7 0.5%	Households pending other payors are not included.
<b>TOTAL HOUSEHOLDS DENIED</b>	<b>107</b>	<b>100</b>	<b>132</b>	<b>126</b>	<b>154</b>	<b>111</b>	<b>115</b>	<b>113</b>	<b>107</b>	<b>84</b>	<b>116</b>	<b>98</b>	<b>1,363</b>	
<b>PENDING APPLICATIONS</b>														
Pending documentation	95	83	123	136	89	101	92	119	74	96	93	75	98	The YTD number for incomplete applications is the average of the monthly incomplete applications.
TANF	19	10	30	14	22	20	14	23	20	14	14	15	15	
SSI-SSID	64	57	45	63	46	46	49	63	61	74	62	44	44	
Other Payor	55	40	70	50	87	77	63	70	65	57	67	61	61	

**NCHD  
Eligibility History**

	Jan	Feb	Mar	Apr	May	Jun	July	Aug	Sep	Oct	Nov	Dec	CY Total	Avg
<b>2017</b>														
NCHD	6,018	5,963	5,969	5,961	5,966	5,951	5,905	5,798	5,769	5,789	5,696	5,593	70,378	5,865
Pend	1,333	1,332	1,303	1,327	1,357	1,382	1,397	1,386	1,404	1,443	1,450	1,431	16,545	1,379
Total	7,351	7,295	7,272	7,288	7,323	7,333	7,302	7,184	7,173	7,232	7,146	7,024	86,923	7,244
% of PY	97%	96%	96%	95%	96%	95%	95%	94%	94%	96%	97%	97%	96%	96%
<b>2018</b>														
NCHD	5,630	5,708	5,674	5,613	5,471	5,481	5,492	5,438	5,396	5,467	5,673	5,235	66,278	5,523
Pend	1,488	1,483	1,398	1,386	1,349	1,336	1,324	1,317	1,337	1,327	1,313	1,270	16,328	1,361
Total	7,118	7,191	7,072	6,999	6,820	6,817	6,816	6,755	6,733	6,794	6,986	6,505	82,606	6,884
% of PY	97%	99%	97%	96%	93%	93%	93%	94%	94%	94%	98%	93%	95%	95%
<b>2019</b>														
NCHD	5,277	5,181	5,075	5,024	4,957	4,961	4,996	4,943	4,970	5,064	4,944	4,821	60,213	5,018
Pend	1,294	1,260	1,289	1,305	1,274	1,281	1,330	1,356	1,339	1,357	1,330	1,277	15,692	1,308
Total	6,571	6,441	6,364	6,329	6,231	6,242	6,326	6,299	6,309	6,421	6,274	6,098	75,905	6,325
% of PY	92%	90%	90%	90%	91%	92%	93%	93%	94%	95%	90%	94%	92%	92%
<b>2020</b>														
NCHD	4,963	4,955	4,903	4,731	5,132	4,698	4,198	3,660	3,260	3,604	3,752	3,868	51,724	4,310
Pend	1,268	1,243	1,218	1,141	1,187	1,106	1,043	968	861	899	923	945	12,802	1,067
Total	6,231	6,198	6,121	5,872	6,319	5,804	5,241	4,628	4,121	4,503	4,675	4,813	64,526	5,377
% of PY	95%	96%	96%	93%	101%	93%	83%	73%	65%	70%	75%	79%	85%	85%
<b>2021</b>														
NCHD	3,806	3,678	3,567	3,521	3,667	3,852	3,953	4,080	4,142	4,091	3,948	3,863	46,168	3,847
Pend	932	921	922	964	981	1,014	1,052	1,028	1,039	1,060	1,070	1,076	12,059	1,005
Total	4,738	4,599	4,489	4,485	4,648	4,866	5,005	5,108	5,181	5,151	5,018	4,939	58,227	4,852
% of PY	76%	74%	73%	76%	74%	84%	95%	110%	126%	114%	107%	103%	90%	90%
<b>2022</b>														
NCHD	3,781	3,711	3,738	3,755	3,805	3,869	3,910	3,945	4,042	3,987	3,884	3,785	46,212	3,851
Pend	1,093	1,061	1,110	1,113	1,144	1,150	1,147	1,183	1,191	1,191	1,181	1,171	13,735	1,145
Total	4,874	4,772	4,848	4,868	4,949	5,019	5,057	5,128	5,233	5,178	5,065	4,956	59,947	4,996
% of PY	103%	104%	108%	109%	106%	103%	101%	100%	101%	101%	101%	100%	103%	103%



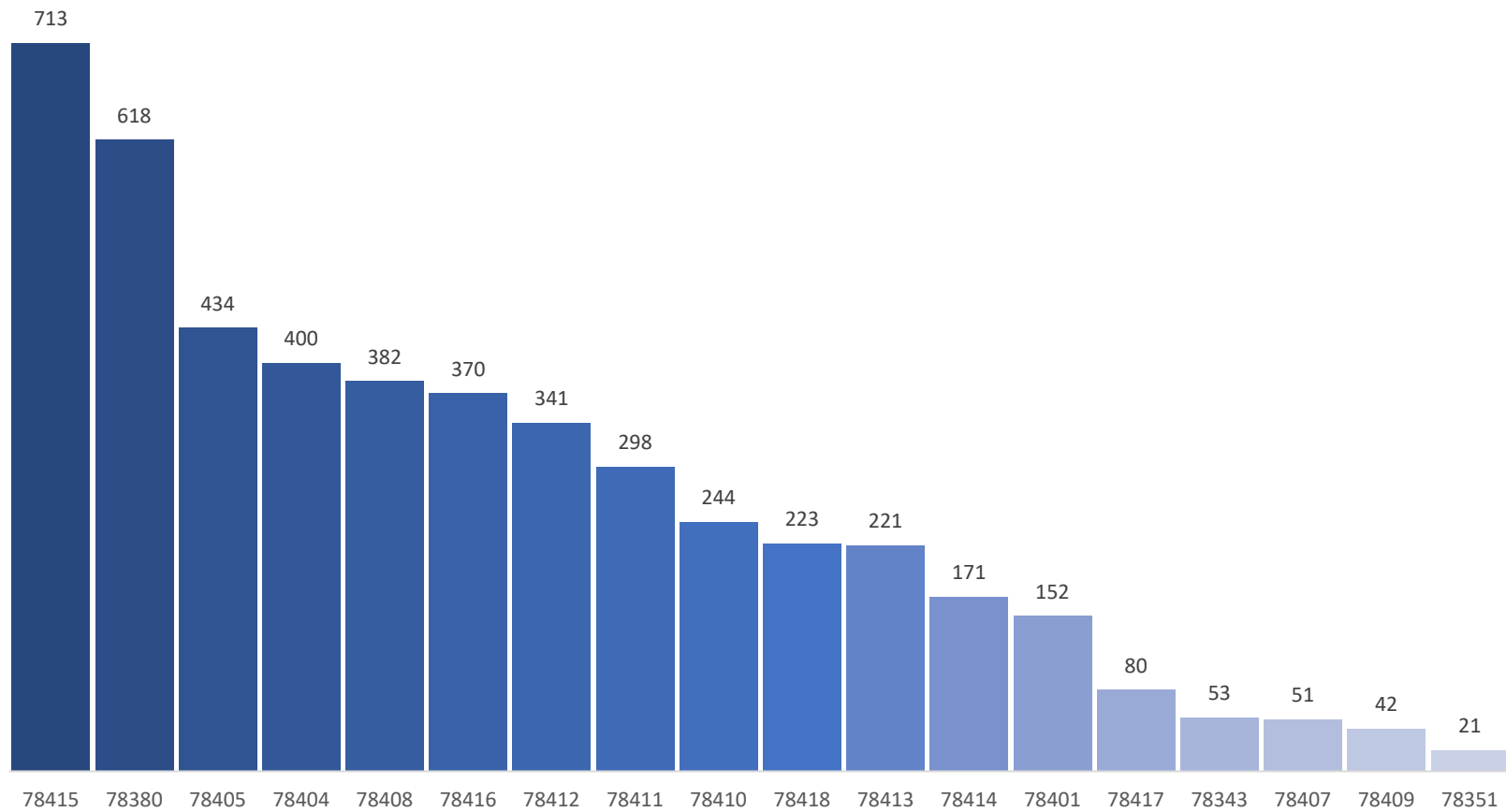
**Annual Comparative Enrollment Report  
Calendar Year 2022**

Month	Enrollment		Increase/(Decrease)	
	2022	2021	%	Enrollees
Jan	4,874	4,738	2.87%	136
Feb	4,772	4,599	3.76%	173
Mar	4,848	4,489	8.00%	359
Apr	4,868	4,485	8.54%	383
May	4,949	4,648	6.48%	301
Jun	5,019	4,866	3.14%	153
Jul	5,057	5,005	1.04%	52
Aug	5,128	5,108	0.39%	20
Sep	5,233	5,181	1.00%	52
Oct	5,178	5,151	0.52%	27
Nov	5,065	5,018	0.94%	47
Dec	4,956	4,939	0.34%	17



# Nueces County Hospital District

## Enrollment by Zipcode as of December 2022

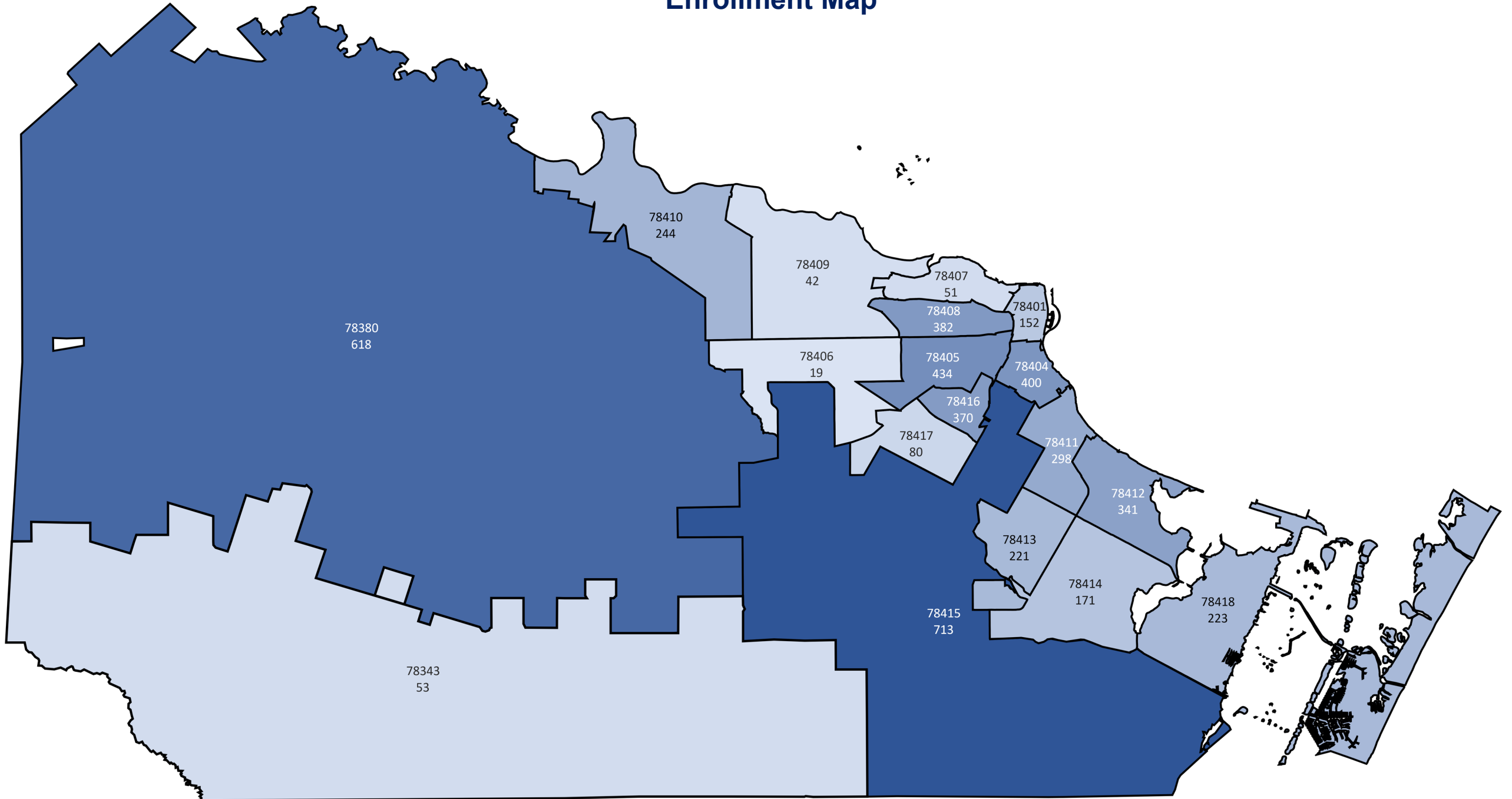


**Nueces County Hospital District  
Enrollment by Zip Code  
As of 12/31/2022**

<b>Zip Code</b>	<b>Description</b>	<b>Members</b>	<b>% to Total</b>
78415	CC:FM 665 to CR 61 to County Line to Weber & Crosstown	713	14%
78380	Robstown	618	12%
78405	CC:19th to Port Ave to Agnes, includes HPG	434	9%
78404	CC:Six Points	400	8%
78408	CC:Hwy 358 to Lipan Between I-37 & Agnes	382	8%
78416	CC:Hwy 358 to Old Brownsville to Tarlton to Weber, includes Molina	370	7%
78412	CC:Airline to Hwy 358 to Ennis Joslin to Ocean Drive	341	7%
78411	CC:Ocean Drive to So Staples to Hwy 358 to Weber to Kostoryz	298	6%
78410	CC:Annville and Calallen	244	5%
78418	CC:Flour Bluff	223	4%
78413	CC:Weber to Holly rd to So Staples to Oso Pkwy	221	4%
78414	CC:So Staples to Holly Rd to Cayo Del Oso to Oso Creek	171	3%
78401	CC:Downtown and Cargo Docks	152	3%
78417	CC:Old Brownsville to Ayers to Saratoga	80	2%
78343	Bishop + FM 665 to CR 107 W to CR 57E	53	1%
78407	CC: I-37 Up River Rd to South Port Ave to Joe Fulton Corridor	51	1%
78409	CC:Hwy 44 to Up River Rd to Rand Morgan E to Hwy 358	42	1%
78351	Driscoll	21	0%
	Subtotal	4,814	97%
	Total	4,956	



# Nueces County Hospital District Enrollment Map



Nueces County Hospital District  
**Combined Balance Sheet - All Fund Types & Account Groups**  
 As of 10/31/2022  
 (In Whole Numbers)

UNAUDITED

	General Fund	Special Revenue Fund	Trust Fund	General Fixed Assets	General Long Term Debt	TOTAL
<b>Assets</b>						
Cash & Cash Equivalents	55,055,713 *	17,781,456	68,298	0	0	72,905,467
Investments	0	37,066,487	0	0	0	37,066,487
Accrued Interest	0	109,705	173	0	0	109,878
Taxes Receivable, Net of Allowance	34,963,891	0	0	0	0	34,963,891
Other Receivables	964	0	0	0	0	964
Due from Other Funds	4,592	0	0	0	0	4,592
Prepaid Expenditures	132,256	0	0	0	0	132,256
Restricted Cash & Cash Equivalents - LPPF	42,028,688	0	0	0	0	42,028,688
Fixed Assets	0	0	0	14,155,703	0	14,155,703
Am't to be Provided for Retirement of LT Debt	0	0	0	0	65,503	65,503
<b>Total Assets</b>	<u>132,186,104</u>	<u>54,957,649</u>	<u>68,470</u>	<u>14,155,703</u>	<u>65,503</u>	<u>201,433,429</u>
<b>Liabilities</b>						
Accounts Payable	3,910,354	0	0	0	0	3,910,354
Accrued Payroll & Related Liabilities	302,222	0	0	0	0	302,222
Intergovernmental Transfer Obligations	42,028,688	0	0	0	0	42,028,688
Due to Other Funds	0	0	4,592	0	0	4,592
Deferred Revenue	34,963,891	0	0	0	0	34,963,891
Long Term Paid Time Off	0	0	0	0	65,503	65,503
<b>Total Liabilities</b>	<u>81,205,156</u>	<u>0</u>	<u>4,592</u>	<u>0</u>	<u>65,503</u>	<u>81,275,251</u>
<b>Fund Equity</b>						
Fund Balance	40,749,312	0	63,878	14,155,703	0	54,968,894
Committed to:						
Intergovernmental Transfers	10,231,636	0	0	0	0	10,231,636
Indigent Care	0	54,956,900	0	0	0	54,956,900
Assigned to County Health Care	0	749	0	0	0	749
<b>Total Fund Equity</b>	<u>50,980,948</u>	<u>54,957,649</u>	<u>63,878</u>	<u>14,155,703</u>	<u>0</u>	<u>120,158,178</u>
<b>Total Liabilities &amp; Fund Equity</b>	<u>132,186,104</u>	<u>54,957,649</u>	<u>68,470</u>	<u>14,155,703</u>	<u>65,503</u>	<u>201,433,429</u>

\* General Fund Cash & Equivalents balance includes \$10,231,636 in committed funds.

Nueces County Hospital District  
 Statement of Revenues and Expenditures - All Governmental and Trust Funds  
 General Fund  
 From 10/1/2022 Through 10/31/2022  
 (In Whole Numbers)

	Current Period Actual	Current Year Actual
Revenues		
Taxes	8,479,195	8,479,195
Penalties & Interest - Taxes	14,181	14,181
Spohn Corporate Member Revenue	2,117,511	2,117,511
Investment Income	116,180	116,180
Other Income	150,025	150,025
Total Revenues	10,877,091	10,877,091
Current Expenditures		
Intergovernmental Transfers	445,619	445,619
County Healthcare Funding	917,148	917,148
Salaries	119,127	119,127
Benefits	78,856	78,856
Legal & Professional Fees	34,291	34,291
Purchased Services	187,679	187,679
Supplies & Materials	1,718	1,718
Rent & Leases	12,444	12,444
Repairs & Maintenance	102	102
Utilities	2,722	2,722
Insurance	1,985	1,985
Administrative & General	8,160	8,160
Capital Outlay	1,999	1,999
Total Current Expenditures	1,811,852	1,811,852
Excess of Revenues Over Expenditures Before Sources/Uses	9,065,239	9,065,239
Excess of Revenues Over Expenditures After Sources & Uses	9,065,239	9,065,239
Fund Balance, Beginning of Year		41,915,709
FUND BALANCE, END OF YEAR		50,980,948

Nueces County Hospital District  
Statement of Revenues and Expenditures - All Governmental and Trust Funds  
Special Revenue Fund  
From 10/1/2022 Through 10/31/2022  
(In Whole Numbers)

	<u>Current Period Actual</u>	<u>Current Year Actual</u>
Revenues		
Investment Income	<u>76,278</u>	<u>76,278</u>
Total Revenues	<u>76,278</u>	<u>76,278</u>
Excess of Revenues Over Expenditures Before Sources/Uses	<u>76,278</u>	<u>76,278</u>
Excess of Revenues Over Expenditures After Sources & Uses	<u>76,278</u>	<u>76,278</u>
Fund Balance, Beginning of Year		54,881,371
FUND BALANCE, END OF YEAR		<u><u>54,957,649</u></u>

Nueces County Hospital District  
 Statement of Revenues and Expenditures - All Governmental and Trust Funds  
 Trust Fund  
 From 10/1/2022 Through 10/31/2022  
 (In Whole Numbers)

	Current Period Actual	Current Year Actual
Revenues		
Investment Income	173	173
Total Revenues	173	173
Current Expenditures		
Benefits	567	567
Administrative & General	33	33
Total Current Expenditures	600	600
Excess of Revenues Over Expenditures Before Sources/Uses	(427)	(427)
Excess of Revenues Over Expenditures After Sources & Uses	(427)	(427)
Fund Balance, Beginning of Year		64,306
FUND BALANCE, END OF YEAR		63,878

Nueces County Hospital District  
Statement of Revenues and Expenditures - Actual v. Budget  
General Fund  
From 10/1/2022 Through 10/31/2022  
(In Whole Numbers)

UNAUDITED

	Current Period Actual	Current Period Budget	Current Period Budget Variance	Current Year Actual	YTD Budget	YTD Budget Variance
<b>Revenues</b>						
Taxes	8,479,195	6,456,334	2,022,861	8,479,195	6,456,334	2,022,861
Penalties & Interest - Taxes	14,181	34,581	(20,400)	14,181	34,581	(20,400)
Spohn Corporate Member Revenue	2,117,511	2,333,333	(215,822)	2,117,511	2,333,333	(215,822)
Investment Income	116,180	21,121	95,059	116,180	21,121	95,059
Other Income	150,025	150,000	25	150,025	150,000	25
Total Revenues	<u>10,877,091</u>	<u>8,995,369</u>	<u>1,881,722</u>	<u>10,877,091</u>	<u>8,995,369</u>	<u>1,881,722</u>
<b>Current Expenditures</b>						
Intergovernmental Transfers	445,619	2,390,965	1,945,346	445,619	2,390,965	1,945,346
County Healthcare Funding	917,148	1,101,904	184,756	917,148	1,101,904	184,756
Salaries	119,127	140,247	21,120	119,127	140,247	21,120
Benefits	78,856	74,442	(4,414)	78,856	74,442	(4,414)
Legal & Professional Fees	34,291	129,671	95,380	34,291	129,671	95,380
Purchased Services	187,679	207,024	19,345	187,679	207,024	19,345
Supplies & Materials	1,718	1,799	81	1,718	1,799	81
Rent & Leases	12,444	13,879	1,435	12,444	13,879	1,435
Repairs & Maintenance	102	834	732	102	834	732
Utilities	2,722	4,000	1,278	2,722	4,000	1,278
Insurance	1,985	2,574	589	1,985	2,574	589
Administrative & General	8,160	36,550	28,390	8,160	36,550	28,390
Capital Outlay	1,999	67,000	65,001	1,999	67,000	65,001
Extraordinary	0	417	417	0	417	417
Total Current Expenditures	<u>1,811,852</u>	<u>4,171,306</u>	<u>2,359,454</u>	<u>1,811,852</u>	<u>4,171,306</u>	<u>2,359,454</u>
Excess of Revenues Over Expenditures Before Sources/Uses	<u>9,065,239</u>	<u>4,824,063</u>	<u>4,241,176</u>	<u>9,065,239</u>	<u>4,824,063</u>	<u>4,241,176</u>
Excess of Revenues Over Expenditures After Sources & Uses	<u>9,065,239</u>	<u>4,824,063</u>	<u>4,241,176</u>	<u>9,065,239</u>	<u>4,824,063</u>	<u>4,241,176</u>
Fund Balance, Beginning of Year				41,915,709	0	41,915,709
FUND BALANCE, END OF YEAR				<u>50,980,948</u>	<u>4,824,063</u>	<u>46,156,885</u>

Nueces County Hospital District  
Statement of Revenues and Expenditures - Actual v. Budget  
Tobacco Settlement Fund  
From 10/1/2022 Through 10/31/2022  
(In Whole Numbers)

UNAUDITED

	Current Period Actual	Current Period Budget	Current Period Budget Variance	Current Year Actual	YTD Budget	YTD Budget Variance
Revenues						
Investment Income	2	0	2	2	0	2
Total Revenues	2	0	2	2	0	2
Excess of Revenues Over Expenditures Before Sources/Uses	2	0	2	2	0	2
Excess of Revenues Over Expenditures After Sources & Uses	2	0	2	2	0	2
Fund Balance, Beginning of Year				747	0	747
FUND BALANCE, END OF YEAR				749	0	749

Nueces County Hospital District  
Statement of Revenues and Expenditures - Actual v. Budget  
Indigent Care Fund  
From 10/1/2022 Through 10/31/2022  
(In Whole Numbers)

**UNAUDITED**

	<u>Current Period Actual</u>	<u>Current Period Budget</u>	<u>Current Period Budget Variance</u>	<u>Current Year Actual</u>	<u>YTD Budget</u>	<u>YTD Budget Variance</u>
Revenues						
Investment Income	<u>76,276</u>	<u>30,737</u>	<u>45,539</u>	<u>76,276</u>	<u>30,737</u>	<u>45,539</u>
Total Revenues	<u>76,276</u>	<u>30,737</u>	<u>45,539</u>	<u>76,276</u>	<u>30,737</u>	<u>45,539</u>
Excess of Revenues Over Expenditures Before Sources/Uses	<u>76,276</u>	<u>30,737</u>	<u>45,539</u>	<u>76,276</u>	<u>30,737</u>	<u>45,539</u>
Excess of Revenues Over Expenditures After Sources & Uses	<u>76,276</u>	<u>30,737</u>	<u>45,539</u>	<u>76,276</u>	<u>30,737</u>	<u>45,539</u>
Fund Balance, Beginning of Year				54,880,624	0	54,880,624
FUND BALANCE, END OF YEAR				<u>54,956,900</u>	<u>30,737</u>	<u>54,926,163</u>

**Nueces County Hospital District**  
**Combined Balance Sheet - All Fund Types & Account Groups**  
**As of 11/30/2022**  
(In Whole Numbers)

	General Fund	Special Revenue Fund	Trust Fund	General Fixed Assets	General Long Term Debt	TOTAL
<b>Assets</b>						
Cash & Cash Equivalents	57,372,477 *	17,915,410	68,442	0	0	75,356,328
Investments	0	37,059,268	0	0	0	37,059,268
Accrued Interest	0	69,428	208	0	0	69,636
Taxes Receivable, Net of Allowance	31,521,497	0	0	0	0	31,521,497
Other Receivables	64	0	0	0	0	64
Due from Other Funds	5,159	0	0	0	0	5,159
Prepaid Expenditures	84,821	0	0	0	0	84,821
Restricted Cash & Cash Equivalents - LPPF	28,342,155	0	0	0	0	28,342,155
Fixed Assets	0	0	0	14,156,549	0	14,156,549
Amt to be Provided for Retirement of LT Debt	0	0	0	0	65,503	65,503
<b>Total Assets</b>	<u>117,326,172</u>	<u>55,044,105</u>	<u>68,650</u>	<u>14,156,549</u>	<u>65,503</u>	<u>186,660,980</u>
<b>Liabilities</b>						
Accounts Payable	3,745,040	0	0	0	0	3,745,040
Accrued Payroll & Related Liabilities	314,841	0	0	0	0	314,841
Intergovernmental Transfer Obligations	28,342,155	0	0	0	0	28,342,155
Due to Other Funds	0	0	5,159	0	0	5,159
Deferred Revenue	31,521,497	0	0	0	0	31,521,497
Long Term Paid Time Off	0	0	0	0	65,503	65,503
<b>Total Liabilities</b>	<u>63,923,534</u>	<u>0</u>	<u>5,159</u>	<u>0</u>	<u>65,503</u>	<u>63,994,195</u>
<b>Fund Equity</b>						
Fund Balance	42,883,810	0	63,492	14,156,549	0	57,103,851
Committed to:						
Intergovernmental Transfers	10,518,829	0	0	0	0	10,518,829
Indigent Care	0	55,043,354	0	0	0	55,043,354
Assigned to County Health Care	0	751	0	0	0	751
<b>Total Fund Equity</b>	<u>53,402,639</u>	<u>55,044,105</u>	<u>63,492</u>	<u>14,156,549</u>	<u>0</u>	<u>122,666,785</u>
<b>Total Liabilities &amp; Fund Equity</b>	<u>117,326,172</u>	<u>55,044,105</u>	<u>68,650</u>	<u>14,156,549</u>	<u>65,503</u>	<u>186,660,980</u>

\* General Fund Cash & Equivalents balance includes \$10,518,829 in committed funds.

Nueces County Hospital District  
 Statement of Revenues and Expenditures - All Governmental and Trust Funds  
 General Fund  
 From 11/1/2022 Through 11/30/2022  
 (In Whole Numbers)

	<u>Current Period Actual</u>	<u>Current Year Actual</u>
Revenues		
Taxes	3,250,284	11,729,479
Penalties & Interest - Taxes	13,732	27,913
Spohn Corporate Member Revenue	2,243,975	4,361,486
Investment Income	166,309	282,489
Other Income	<u>200</u>	<u>150,225</u>
Total Revenues	<u>5,674,500</u>	<u>16,551,591</u>
Current Expenditures		
Intergovernmental Transfers	1,985,500	2,431,118
County Healthcare Funding	926,600	1,843,749
Salaries	113,641	232,768
Benefits	57,495	136,351
Legal & Professional Fees	51,347	85,639
Purchased Services	93,851	281,530
Supplies & Materials	1,426	3,143
Rent & Leases	12,444	24,888
Repairs & Maintenance	10	112
Utilities	2,744	5,466
Insurance	1,985	3,971
Administrative & General	4,920	13,080
Capital Outlay	<u>846</u>	<u>2,845</u>
Total Current Expenditures	<u>3,252,809</u>	<u>5,064,661</u>
Excess of Revenues Over Expenditures Before Sources/Uses	<u>2,421,691</u>	<u>11,486,930</u>
Excess of Revenues Over Expenditures After Sources & Uses	<u>2,421,691</u>	<u>11,486,930</u>
Fund Balance, Beginning of Year		41,915,709
FUND BALANCE, END OF YEAR		<u><u>53,402,639</u></u>

Nueces County Hospital District  
Statement of Revenues and Expenditures - All Governmental and Trust Funds  
Special Revenue Fund  
From 11/1/2022 Through 11/30/2022  
(In Whole Numbers)

	<u>Current Period Actual</u>	<u>Current Year Actual</u>
Revenues		
Investment Income	<u>86,456</u>	<u>162,734</u>
Total Revenues	<u>86,456</u>	<u>162,734</u>
Excess of Revenues Over Expenditures Before Sources/Uses	<u>86,456</u>	<u>162,734</u>
Excess of Revenues Over Expenditures After Sources & Uses	<u>86,456</u>	<u>162,734</u>
Fund Balance, Beginning of Year		54,881,371
FUND BALANCE, END OF YEAR		<u>55,044,105</u>

Nueces County Hospital District  
 Statement of Revenues and Expenditures - All Governmental and Trust Funds  
 Trust Fund  
 From 11/1/2022 Through 11/30/2022  
 (In Whole Numbers)

	<u>Current Period Actual</u>	<u>Current Year Actual</u>
Revenues		
Investment Income	208	381
Total Revenues	<u>208</u>	<u>381</u>
Current Expenditures		
Benefits	567	1,133
Administrative & General	28	62
Total Current Expenditures	<u>595</u>	<u>1,195</u>
Excess of Revenues Over Expenditures Before Sources/Uses	<u>(387)</u>	<u>(814)</u>
Excess of Revenues Over Expenditures After Sources & Uses	<u>(387)</u>	<u>(814)</u>
Fund Balance, Beginning of Year		64,306
FUND BALANCE, END OF YEAR		<u><u>63,492</u></u>

Nueces County Hospital District  
Statement of Revenues and Expenditures - Actual v. Budget  
General Fund  
From 11/1/2022 Through 11/30/2022  
(In Whole Numbers)

UNAUDITED

	Current Period Actual	Current Period Budget	Current Period Budget Variance	Current Year Actual	YTD Budget	YTD Budget Variance
<b>Revenues</b>						
Taxes	3,250,284	3,998,846	(748,562)	11,729,479	10,455,180	1,274,299
Penalties & Interest - Taxes	13,732	22,251	(8,519)	27,913	56,832	(28,919)
Spohn Corporate Member Revenue	2,243,975	2,333,333	(89,358)	4,361,486	4,666,666	(305,180)
Investment Income	166,309	25,355	140,954	282,489	46,476	236,013
Other Income	200	0	200	150,225	150,000	225
Total Revenues	<u>5,674,500</u>	<u>6,379,785</u>	<u>(705,285)</u>	<u>16,551,591</u>	<u>15,375,154</u>	<u>1,176,437</u>
<b>Current Expenditures</b>						
Intergovernmental Transfers	1,985,500	2,390,965	405,465	2,431,118	4,781,930	2,350,812
County Healthcare Funding	926,600	1,086,904	160,304	1,843,749	2,188,808	345,059
Salaries	113,641	134,872	21,231	232,768	275,119	42,351
Benefits	57,495	57,893	398	136,351	132,335	(4,016)
Legal & Professional Fees	51,347	129,667	78,320	85,639	259,338	173,699
Purchased Services	93,851	110,076	16,225	281,530	317,100	35,570
Supplies & Materials	1,426	1,791	365	3,143	3,590	447
Rent & Leases	12,444	13,875	1,431	24,888	27,754	2,866
Repairs & Maintenance	10	834	824	112	1,668	1,556
Utilities	2,744	4,000	1,256	5,466	8,000	2,534
Insurance	1,985	2,566	581	3,971	5,140	1,170
Administrative & General	4,920	36,534	31,614	13,080	73,084	60,004
Capital Outlay	846	94,400	93,554	2,845	161,400	158,555
Extraordinary	0	417	417	0	834	834
Total Current Expenditures	<u>3,252,809</u>	<u>4,064,794</u>	<u>811,985</u>	<u>5,064,661</u>	<u>8,236,100</u>	<u>3,171,439</u>
Excess of Revenues Over Expenditures Before Sources/Uses	<u>2,421,691</u>	<u>2,314,991</u>	<u>106,700</u>	<u>11,486,930</u>	<u>7,139,054</u>	<u>4,347,876</u>
Excess of Revenues Over Expenditures After Sources & Uses	<u>2,421,691</u>	<u>2,314,991</u>	<u>106,700</u>	<u>11,486,930</u>	<u>7,139,054</u>	<u>4,347,876</u>
Fund Balance, Beginning of Year				41,915,709	0	41,915,709
FUND BALANCE, END OF YEAR				<u>53,402,639</u>	<u>7,139,054</u>	<u>46,263,585</u>

Nueces County Hospital District  
Statement of Revenues and Expenditures - Actual v. Budget  
Tobacco Settlement Fund  
From 11/1/2022 Through 11/30/2022  
(In Whole Numbers)

UNAUDITED

	Current Period Actual	Current Period Budget	Current Period Budget Variance	Current Year Actual	YTD Budget	YTD Budget Variance
Revenues						
Investment Income	2	0	2	4	0	4
Total Revenues	2	0	2	4	0	4
Excess of Revenues Over Expenditures Before Sources/Uses	2	0	2	4	0	4
Excess of Revenues Over Expenditures After Sources & Uses	2	0	2	4	0	4
Fund Balance, Beginning of Year				747	0	747
FUND BALANCE, END OF YEAR				751	0	751

Nueces County Hospital District  
Statement of Revenues and Expenditures - Actual v. Budget  
Indigent Care Fund  
From 11/1/2022 Through 11/30/2022  
(In Whole Numbers)

UNAUDITED

	Current Period Actual	Current Period Budget	Current Period Budget Variance	Current Year Actual	YTD Budget	YTD Budget Variance
Revenues						
Investment Income	86,454	30,753	55,701	162,730	61,490	101,240
Total Revenues	86,454	30,753	55,701	162,730	61,490	101,240
Excess of Revenues Over Expenditures Before Sources/Uses	86,454	30,753	55,701	162,730	61,490	101,240
Excess of Revenues Over Expenditures After Sources & Uses	86,454	30,753	55,701	162,730	61,490	101,240
Fund Balance, Beginning of Year				54,880,624	0	54,880,624
FUND BALANCE, END OF YEAR				55,043,354	61,490	54,981,864

Nueces County Hospital District  
 Combined Balance Sheet - All Fund Types & Account Groups  
 As of 12/31/2022  
 (In Whole Numbers)

	General Fund	Special Revenue Fund	Trust Fund	General Fixed Assets	General Long Term Debt	TOTAL
<b>Assets</b>						
Cash & Cash Equivalents	59,991,314 *	17,979,149	68,622	0	0	78,039,085
Investments	0	37,051,808	0	0	0	37,051,808
Accrued Interest	0	107,683	233	0	0	107,916
Taxes Receivable, Net of Allowance	27,921,777	0	0	0	0	27,921,777
Other Receivables	126	0	0	0	0	126
Due from Other Funds	7,431	0	0	0	0	7,431
Prepaid Expenditures	158,976	0	0	0	0	158,976
Restricted Cash & Cash Equivalents - LPPF	28,679,061	0	0	0	0	28,679,061
Fixed Assets	0	0	0	14,156,549	0	14,156,549
Amt to be Provided for Retirement of LT Debt	0	0	0	0	65,503	65,503
<b>Total Assets</b>	<u>116,758,686</u>	<u>55,138,640</u>	<u>68,855</u>	<u>14,156,549</u>	<u>65,503</u>	<u>186,188,233</u>
<b>Liabilities</b>						
Accounts Payable	2,277,592	0	0	0	0	2,277,592
Accrued Payroll & Related Liabilities	264,227	0	0	0	0	264,227
Intergovernmental Transfer Obligations	28,679,061	0	0	0	0	28,679,061
Due to Other Funds	0	0	7,431	0	0	7,431
Deferred Revenue	27,921,777	0	0	0	0	27,921,777
Long Term Paid Time Off	0	0	0	0	65,503	65,503
<b>Total Liabilities</b>	<u>59,142,657</u>	<u>0</u>	<u>7,431</u>	<u>0</u>	<u>65,503</u>	<u>59,215,591</u>
<b>Fund Equity</b>						
Fund Balance	45,351,605	0	61,424	14,156,549	0	59,569,578
Committed to:						
Intergovernmental Transfers	12,264,424	0	0	0	0	12,264,424
Indigent Care	0	55,137,886	0	0	0	55,137,886
Assigned to County Health Care	0	754	0	0	0	754
<b>Total Fund Equity</b>	<u>57,616,029</u>	<u>55,138,640</u>	<u>61,424</u>	<u>14,156,549</u>	<u>0</u>	<u>126,972,642</u>
<b>Total Liabilities &amp; Fund Equity</b>	<u>116,758,686</u>	<u>55,138,640</u>	<u>68,855</u>	<u>14,156,549</u>	<u>65,503</u>	<u>186,188,233</u>

\* General Fund Cash & Equivalents balance includes \$12,264,424 in committed funds.

Nueces County Hospital District  
 Statement of Revenues and Expenditures - All Governmental and Trust Funds  
 General Fund  
 From 12/1/2022 Through 12/31/2022  
 (In Whole Numbers)

	Current Period Actual	Current Year Actual
Revenues		
Taxes	3,368,100	15,097,579
Penalties & Interest - Taxes	19,478	47,391
Spohn Corporate Member Revenue	2,340,993	6,702,479
Investment Income	196,437	478,926
Other Income	535	150,760
Total Revenues	5,925,543	22,477,134
Current Expenditures		
Intergovernmental Transfers	634,321	3,065,439
County Healthcare Funding	708,361	2,552,110
Salaries	108,879	341,647
Benefits	51,004	187,356
Legal & Professional Fees	83,660	169,299
Purchased Services	103,646	385,176
Supplies & Materials	1,970	5,113
Rent & Leases	11,353	36,241
Repairs & Maintenance	0	112
Utilities	2,863	8,329
Insurance	1,985	5,956
Administrative & General	4,111	17,191
Capital Outlay	0	2,845
Total Current Expenditures	1,712,153	6,776,814
Excess of Revenues Over Expenditures Before Sources/Uses	4,213,390	15,700,320
Excess of Revenues Over Expenditures After Sources & Uses	4,213,390	15,700,320
Fund Balance, Beginning of Year		41,915,709
FUND BALANCE, END OF YEAR		57,616,029

**Nueces County Hospital District**  
**Statement of Revenues and Expenditures - All Governmental and Trust Funds**  
**Special Revenue Fund**  
**From 12/1/2022 Through 12/31/2022**  
**(In Whole Numbers)**

	<u>Current Period Actual</u>	<u>Current Year Actual</u>
Revenues		
Investment Income	94,535	257,269
Total Revenues	<u>94,535</u>	<u>257,269</u>
 Excess of Revenues Over Expenditures Before Sources/Uses	 <u>94,535</u>	 <u>257,269</u>
 Excess of Revenues Over Expenditures After Sources & Uses	 <u>94,535</u>	 <u>257,269</u>
 Fund Balance, Beginning of Year		54,881,371
 FUND BALANCE, END OF YEAR		<u><u>55,138,640</u></u>

Nueces County Hospital District  
 Statement of Revenues and Expenditures - All Governmental and Trust Funds  
 Trust Fund  
 From 12/1/2022 Through 12/31/2022  
 (In Whole Numbers)

	<u>Current Period Actual</u>	<u>Current Year Actual</u>
Revenues		
Investment Income	233	614
Total Revenues	<u>233</u>	<u>614</u>
Current Expenditures		
Benefits	2,273	3,406
Administrative & General	29	90
Total Current Expenditures	<u>2,301</u>	<u>3,496</u>
Excess of Revenues Over Expenditures Before Sources/Uses	<u>(2,068)</u>	<u>(2,882)</u>
Excess of Revenues Over Expenditures After Sources & Uses	<u>(2,068)</u>	<u>(2,882)</u>
Fund Balance, Beginning of Year		64,306
FUND BALANCE, END OF YEAR		<u><u>61,424</u></u>

Nueces County Hospital District  
Statement of Revenues and Expenditures - Actual v. Budget  
General Fund  
From 12/1/2022 Through 12/31/2022  
(In Whole Numbers)

**UNAUDITED**

	Current Period Actual	Current Period Budget	Current Period Budget Variance	Current Year Actual	YTD Budget	YTD Budget Variance
<b>Revenues</b>						
Taxes	3,368,100	4,080,970	(712,870)	15,097,579	14,536,150	561,429
Penalties & Interest - Taxes	19,478	23,965	(4,487)	47,391	80,797	(33,406)
Spohn Corporate Member Revenue	2,340,993	2,333,333	7,660	6,702,479	6,999,999	(297,520)
Investment Income	196,437	26,595	169,842	478,926	73,071	405,855
Other Income	535	0	535	150,760	150,000	760
Total Revenues	<u>5,925,543</u>	<u>6,464,863</u>	<u>(539,320)</u>	<u>22,477,134</u>	<u>21,840,017</u>	<u>637,117</u>
<b>Current Expenditures</b>						
Intergovernmental Transfers	634,321	643,786	9,465	3,065,439	5,425,716	2,360,277
County Healthcare Funding	708,361	1,001,904	293,543	2,552,110	3,190,712	638,602
Salaries	108,879	134,872	25,993	341,647	409,991	68,344
Benefits	51,004	65,414	14,410	187,356	197,749	10,393
Legal & Professional Fees	83,660	129,667	46,007	169,299	389,005	219,706
Purchased Services	103,646	123,010	19,364	385,176	440,110	54,934
Supplies & Materials	1,970	1,791	(179)	5,113	5,381	268
Rent & Leases	11,353	13,875	2,522	36,241	41,629	5,388
Repairs & Maintenance	0	834	834	112	2,502	2,390
Utilities	2,863	4,000	1,137	8,329	12,000	3,671
Insurance	1,985	2,566	581	5,956	7,706	1,750
Administrative & General	4,111	36,534	32,423	17,191	109,618	92,427
Capital Outlay	0	10,000	10,000	2,845	171,400	168,555
Extraordinary	0	417	417	0	1,251	1,251
Total Current Expenditures	<u>1,712,153</u>	<u>2,168,670</u>	<u>456,517</u>	<u>6,776,814</u>	<u>10,404,770</u>	<u>3,627,956</u>
Excess of Revenues Over Expenditures Before Sources/Uses	<u>4,213,390</u>	<u>4,296,193</u>	<u>(82,803)</u>	<u>15,700,320</u>	<u>11,435,247</u>	<u>4,265,073</u>
Excess of Revenues Over Expenditures After Sources & Uses	<u>4,213,390</u>	<u>4,296,193</u>	<u>(82,803)</u>	<u>15,700,320</u>	<u>11,435,247</u>	<u>4,265,073</u>
Fund Balance, Beginning of Year				41,915,709	0	41,915,709
<b>FUND BALANCE, END OF YEAR</b>				<u><u>57,616,029</u></u>	<u><u>11,435,247</u></u>	<u><u>46,180,782</u></u>

Nueces County Hospital District  
Statement of Revenues and Expenditures - Actual v. Budget  
Tobacco Settlement Fund  
From 12/1/2022 Through 12/31/2022  
(In Whole Numbers)

UNAUDITED

	Current Period Actual	Current Period Budget	Current Period Budget Variance	Current Year Actual	YTD Budget	YTD Budget Variance
Revenues						
Investment Income	3	0	3	7	0	7
Total Revenues	3	0	3	7	0	7
Excess of Revenues Over Expenditures Before Sources/Uses	3	0	3	7	0	7
Excess of Revenues Over Expenditures After Sources & Uses	3	0	3	7	0	7
Fund Balance, Beginning of Year				747	0	747
FUND BALANCE, END OF YEAR				754	0	754

**UNAUDITED**

Nueces County Hospital District  
Statement of Revenues and Expenditures - Actual v. Budget  
Indigent Care Fund  
From 12/1/2022 Through 12/31/2022  
(In Whole Numbers)

	<u>Current Period Actual</u>	<u>Current Period Budget</u>	<u>Current Period Budget Variance</u>	<u>Current Year Actual</u>	<u>YTD Budget</u>	<u>YTD Budget Variance</u>
Revenues						
Investment Income	<u>94,532</u>	<u>30,770</u>	<u>63,762</u>	<u>257,262</u>	<u>92,260</u>	<u>165,002</u>
Total Revenues	<u>94,532</u>	<u>30,770</u>	<u>63,762</u>	<u>257,262</u>	<u>92,260</u>	<u>165,002</u>
Excess of Revenues Over Expenditures Before Sources/Uses	<u>94,532</u>	<u>30,770</u>	<u>63,762</u>	<u>257,262</u>	<u>92,260</u>	<u>165,002</u>
Excess of Revenues Over Expenditures After Sources & Uses	<u>94,532</u>	<u>30,770</u>	<u>63,762</u>	<u>257,262</u>	<u>92,260</u>	<u>165,002</u>
Fund Balance, Beginning of Year				54,880,624	0	54,880,624
FUND BALANCE, END OF YEAR				<u>55,137,886</u>	<u>92,260</u>	<u>55,045,626</u>


**NUECES COUNTY HOSPITAL DISTRICT  
 QUARTERLY INVESTMENT REPORT  
 October 1, 2022 - December 31, 2022**

**Summary Holdings Statistics:**

Portfolio/Fund Group	Prior				Current							
	Book Value	Market Value	WAY	WAM	Book Value	Market Value	Accrued Interest	Interest Earned	% of Portfolio	WAY	WAM	
<u>Unrestricted Funds</u>												
General Fund	45,403,361	45,403,361	2.406%	1	59,991,314	59,991,314	2,037	259,040	41.18%	3.979%	1	
Indigent Care Fund	56,717,506	54,798,674	1.416%	396	56,949,035	55,192,814	81,950	257,262	39.09%	1.980%	332	
Tobacco Fund	747	747	2.413%	1	754	754	0	0	0.00%	3.980%	1	
Trust Fund	68,172	68,172	2.220%	1	68,622	68,622	159	614	0.05%	4.180%	1	
<u>Restricted Funds</u>												
General Fund - LPPF	21,552,874	21,552,874	1.930%	1	28,679,061	28,679,061	0	219,886	19.69%	3.460%	1	
<b>Total</b>	<b>123,742,660</b>	<b>121,823,828</b>	<b>0.831%</b>	<b>179</b>	<b>145,688,786</b>	<b>143,932,565</b>	<b>84,146</b>	<b>736,802</b>	<b>100.00%</b>	<b>3.095%</b>	<b>130</b>	
<b>Change in Market Value</b>		<b>22,108,737</b>	<sup>1</sup>									
<b>Quarter Average Yield - NCHD</b>		<b>2.722%</b>										
<b>Quarter Average Yield - 6 Mth T-Bill</b>		<b>4.550%</b>										

This report reflects Nueces County Hospital District's investment policy and strategies in accordance with the Public Funds Investment Act.

**INVESTMENT OFFICERS:**



JONNY F. HIPPI, ADMINISTRATOR



BELINDA ESPINOZA, ASSISTANT ADMINISTRATOR



DONNA LITTLEFIELD, DIRECTOR OF ACCOUNTING & FINANCE

Notes

1. Change in Market Value is required data, but will primarily reflect the receipt and expenditure of the District's funds from quarter to quarter.

Nueces County Hospital District  
Inventory Report - Holdings by Fund  
As of: 12/31/2022

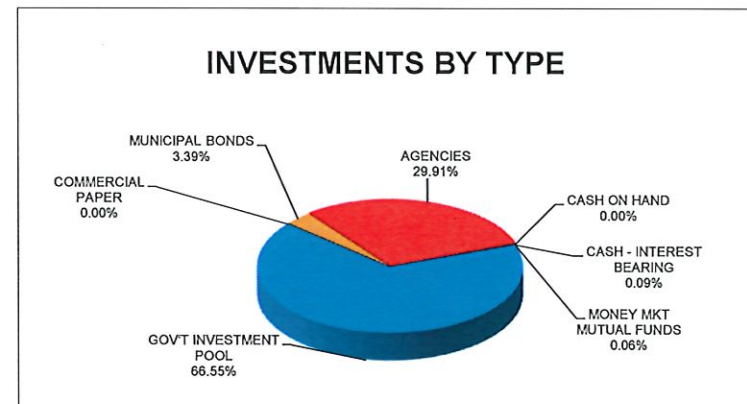
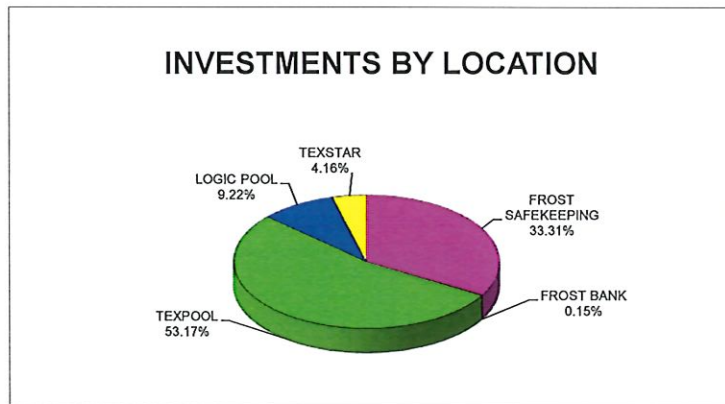
Settle Date	Maturity Date	Location	Security	CUSIP	Avg Yield/ Coupon	Purchase Price	PAR	Beginning Book Value 09/30/2022	Beginning Market Value 09/30/2022	Ending Book Value 12/31/2022	Ending Market 12/31/2022	Gain/Loss	Accrued Interest	Yield Y-T-M	Days to Maturity
<b>Indigent Care Fund</b>															
12/31/2022	01/01/2023	TexPool	Investment Pool	#00002	3.980%	2,321,626	2,321,626	2,301,224	2,301,224	2,321,626	2,321,626	0	0	3.980%	1
12/31/2022	01/01/2023	LOGIC	Investment Pool		4.334%	10,793,212	10,793,212	10,602,100	10,602,100	10,793,212	10,793,212	0	0	4.334%	1
12/31/2022	01/01/2023	TexSTAR	Investment Pool		3.968%	4,863,557	4,863,557	4,821,402	4,821,402	4,863,557	4,863,557	0	0	3.968%	1
08/12/2020	08/10/2023	Safekeeping	FNMA - Qrtly Call	3135G05R0	0.300%	3,993,000	4,000,000	4,000,000	3,865,712	4,000,000	3,896,664	(103,336)	4,667	0.359%	222
08/28/2020	08/18/2023	Safekeeping	FNMA - Semi-ann Call	3135G05V1	0.360%	4,000,000	4,000,000	4,000,000	3,856,956	4,000,000	3,891,452	(108,548)	5,280	0.360%	230
10/29/2020	02/15/2023	Safekeeping	Mansfield TX ISD	564386RS1	4.000%	1,751,220	1,620,000	1,641,583	1,620,875	1,627,194	1,618,834	(8,361)	24,300	0.447%	46
12/03/2020	11/30/2023	Safekeeping	FFCB Call Note	3133EMHL9	0.310%	3,996,600	4,000,000	4,000,000	3,811,664	4,000,000	3,835,836	(164,164)	1,033	0.339%	334
03/12/2021	03/12/2024	Safekeeping	FHLB Call Note	3130ALJ70	0.400%	4,000,000	4,000,000	4,000,000	3,767,724	4,000,000	3,786,416	(213,584)	4,800	0.400%	437
07/26/2021	07/26/2024	Safekeeping	FHLB Call Note	3130AN5A4	0.500%	3,000,000	3,000,000	3,000,000	2,804,337	3,000,000	2,816,388	(183,612)	6,417	0.500%	573
08/26/2021	08/26/2024	Safekeeping	FHLB Call Note	3130ANMN7	0.520%	4,000,000	4,000,000	4,000,000	3,707,160	4,000,000	3,725,416	(274,584)	7,164	0.520%	604
10/06/2021	02/01/2024	Safekeeping	Tx Public Finance Auth	882669CN2	2.000%	2,071,440	2,000,000	2,041,196	1,943,340	2,033,445	1,941,180	(92,265)	16,556	0.450%	397
10/28/2021	10/28/2024	Safekeeping	FHLB Call Note	3130APK79	0.700%	3,000,000	3,000,000	3,000,000	2,772,237	3,000,000	2,786,013	(213,987)	3,617	0.700%	667
11/04/2021	08/15/2024	Safekeeping	Cedar Pk TX Dev Corp	15046PBJ6	0.860%	310,000	310,000	310,000	290,148	310,000	291,992	(18,008)	1,000	0.860%	593
11/18/2021	11/18/2024	Safekeeping	FHLB Qrtly Call	3130APNE1	0.900%	2,000,000	2,000,000	2,000,000	1,858,288	2,000,000	1,855,060	(144,940)	2,100	0.900%	688
02/25/2022	02/25/2025	Safekeeping	FHLB Qrtly Call	3130AQSK0	1.600%	2,000,000	2,000,000	2,000,000	1,865,678	2,000,000	1,873,128	(126,872)	11,111	1.600%	787
05/19/2022	05/19/2025	Safekeeping	FHLB Qrtly Call	3130ARVV0	3.500%	2,000,000	2,000,000	2,000,000	1,938,512	2,000,000	1,939,360	(60,640)	7,972	3.500%	870
08/30/2022	11/25/2024	Safekeeping	FHLMC Qrtly Call	3134GXR71	4.000%	3,000,000	3,000,000	3,000,000	2,971,317	3,000,000	2,956,680	(43,320)	11,667	4.000%	695
			Subtotal			57,100,655	56,908,395	56,717,506	54,798,674	56,949,035	55,192,814	(1,756,221)	107,683	1.980%	332
<b>Tobacco Settlement Fund</b>															
12/31/2022	01/01/2023	TexPool	Investment Pool	#00007	3.980%	754	754	747	747	754	754	0	0	3.980%	1
			Subtotal			754	754	747	747	754	754	0	0	3.980%	1
<b>Trust Fund - Employee Health Benefits Trust</b>															
12/31/2022	01/01/2023	Frost Trust	Invesco Stit Treasury	825252406	4.180%	68,622	68,622	68,172	68,172	68,622	68,622	0	233	4.180%	1
			Subtotal			68,622	68,622	68,172	68,172	68,622	68,622	0	233	4.180%	1
<b>General Fund</b>															
12/31/2022	01/01/2023	Cash on hand	Petty Cash		0.000%	300	300	150	150	300	300	0	0	0.000%	1
12/31/2022	01/01/2023	TexPool	Investment Pool-GF	#00004	3.980%	47,624,501	47,624,501	36,147,564	36,147,564	47,624,501	47,624,501	0	0	3.980%	1
12/31/2022	01/01/2023	TexPool	Investment Pool-MR	#00009	3.980%	12,264,424	12,264,424	8,610,976	8,610,976	12,264,424	12,264,424	0	0	3.980%	1
12/31/2022	01/01/2023	Frost Bank	Checking - Operating	664053079	3.460%	96,958	96,958	639,667	639,667	96,958	96,958	0	0	3.460%	1
12/31/2022	01/01/2023	Frost Bank	Checking - Payroll	664027221	3.460%	5,132	5,132	5,004	5,004	5,132	5,132	0	0	3.460%	1
			Subtotal			59,991,314	59,991,314	45,403,361	45,403,361	59,991,314	59,991,314	0	0	3.979%	1
<b>TOTAL UNRESTRICTED FUNDS</b>						<b>117,161,345</b>	<b>116,969,085</b>	<b>102,189,786</b>	<b>100,270,954</b>	<b>117,009,725</b>	<b>115,253,504</b>	<b>(1,756,221)</b>	<b>107,916</b>	<b>3.006%</b>	<b>162</b>
<b>Restricted Cash - General Fund</b>															
12/31/2022	01/01/2023	Frost Bank	Checking - Nueces LPPF	664043316	3.460%	28,679,061	28,679,061	21,552,874	21,552,874	28,679,061	28,679,061	0	0	3.460%	1
			Subtotal			28,679,061	28,679,061	21,552,874	21,552,874	28,679,061	28,679,061	0	0	3.460%	1
<b>TOTAL PORTFOLIO</b>						<b>145,840,406</b>	<b>145,648,146</b>	<b>123,742,660</b>	<b>121,823,828</b>	<b>145,688,786</b>	<b>143,932,565</b>	<b>(1,756,221)</b>	<b>107,916</b>	<b>3.095%</b>	<b>130</b>

**NUECES COUNTY HOSPITAL DISTRICT  
 INVESTMENTS SUMMARY BY MARKET SECTOR  
 UNRESTRICTED FUNDS  
 FY 2023 1ST QUARTER (OCTOBER 1 - DECEMBER 31, 2022)**

	FROST BANK	TEXPOOL	LOGIC	TEXSTAR	FROST SAFEKEEPING	TOTAL	PERCENT BY TYPE OF INVESTMENT
CASH ON HAND	\$300	\$0	\$0	\$0	\$0	\$300	0.00%
CASH - INTEREST BEARING	\$102,090	\$0	\$0	\$0	\$0	\$102,090	0.09%
MONEY MKT MUTUAL FUNDS	\$68,622	\$0	\$0	\$0	\$0	\$68,622	0.06%
GOV'T INVESTMENT POOLS	\$0	\$62,211,304	\$10,793,212	\$4,863,557	\$0	\$77,868,073	66.55%
COMMERCIAL PAPER	\$0	\$0	\$0	\$0	\$0	\$0	0.00%
MUNICIPAL BONDS	\$0	\$0	\$0	\$0	\$3,970,640	\$3,970,640	3.39%
TREASURY NOTES AND BONDS	\$0	\$0	\$0	\$0	\$0	\$0	0.00%
AGENCIES	\$0	\$0	\$0	\$0	\$35,000,000	\$35,000,000	29.91%
<b>TOTAL INVESTMENTS</b>	<b>\$171,012</b>	<b>\$62,211,304</b>	<b>\$10,793,212</b>	<b>\$4,863,557</b>	<b>\$38,970,640</b>	<b>\$117,009,725</b>	<b>100.00%</b>

PERCENT BY HOLDER OF INVESTMENTS

0.15%	53.17%	9.22%	4.16%	33.31%	100.00%
-------	--------	-------	-------	--------	---------



Nueces County Hospital District  
Investment Transaction Activity  
October 1, 2022 - December 31, 2022

Settle Date	Maturity	Call Date	Type	CUSIP	Coupon	Price	Par	Principal	Acc'd Interest	Total Settlement	Yield to Mat/Call	Broker
-------------	----------	-----------	------	-------	--------	-------	-----	-----------	----------------	------------------	-------------------	--------

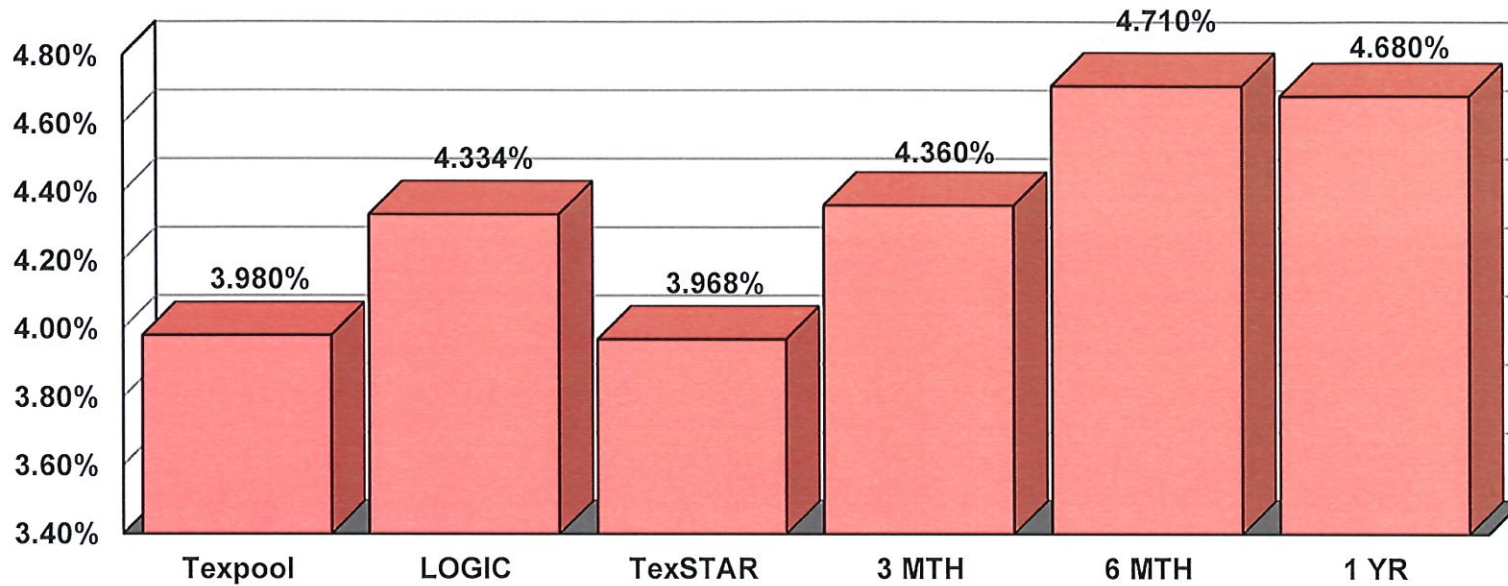
Purchases

Total Purchases:		0.00	0.00	0.00	0.00
------------------	--	------	------	------	------

Maturities/Calls

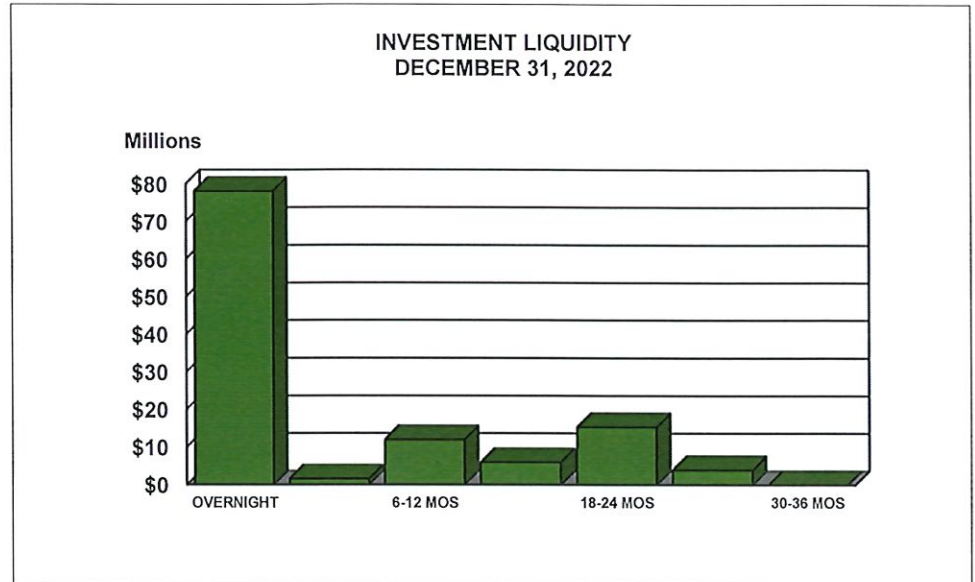
Total Maturities/Calls:		0.00	0.00	0.00	0.00
-------------------------	--	------	------	------	------

# NUECES COUNTY HOSPITAL DISTRICT POOL RATES V. TREASURIES DECEMBER 31, 2022

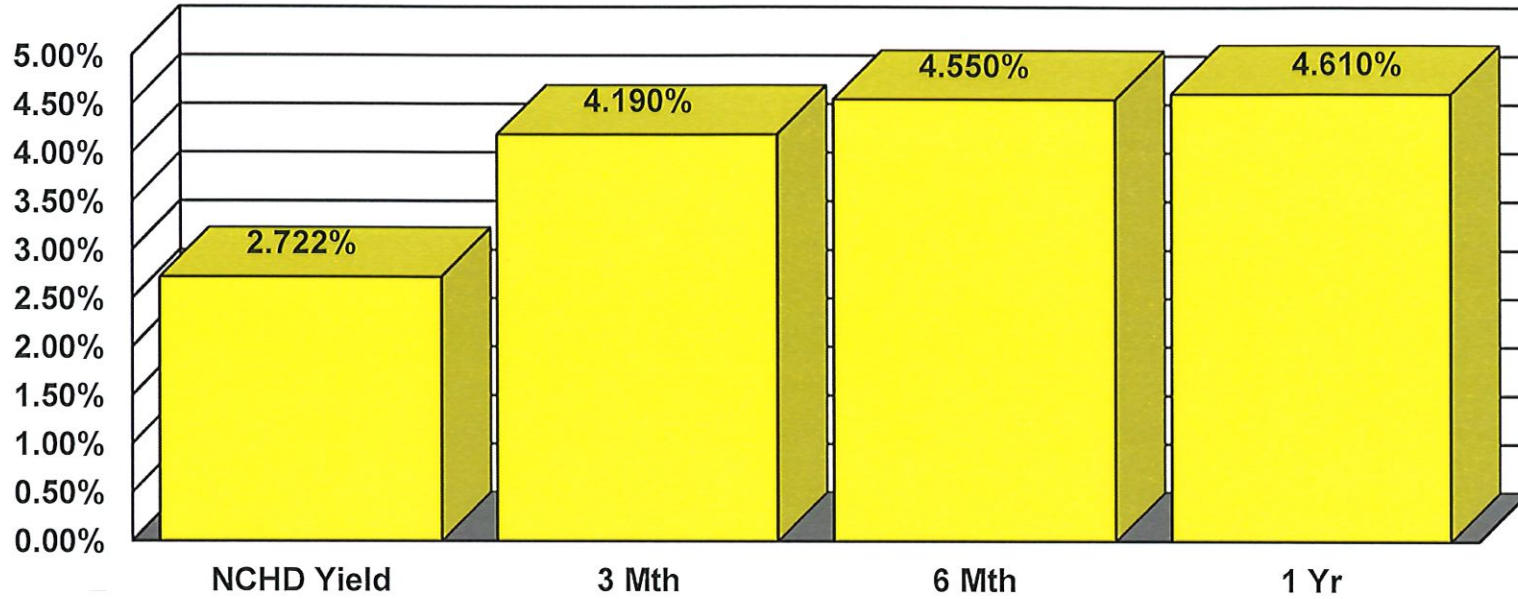


**NUECES COUNTY HOSPITAL DISTRICT  
 INVESTMENT SUMMARY BY LIQUIDITY  
 UNRESTRICTED FUNDS  
 FY 2023 1ST QUARTER (OCTOBER 1 - DECEMBER 31, 2022)**

<u>INVESTMENT-YRS TO MATURITY</u>	<u>AMOUNT</u>	
CASH & CASH EQUIVALENTS	\$78,039,085	66.7%
MATURES IN 0-6 MONTHS	\$1,627,194	1.4%
MATURES IN 6-12 MONTHS	\$12,000,000	10.3%
MATURES IN 12-18 MONTHS	\$6,033,445	5.2%
MATURES IN 18-24 MONTHS	\$15,310,000	13.1%
MATURES IN 24-30 MONTHS	\$4,000,000	3.4%
MATURES IN 30-36 MONTHS	\$0	0.0%
<b>TOTAL</b>	<b>\$117,009,725</b>	<b>100.0%</b>



# NUECES COUNTY HOSPITAL DISTRICT QUARTERLY BENCHMARK COMPARISON DECEMBER 31, 2022



Commissioners Court - Regular

3.A.1.

Meeting Date: 01/18/2023

Hospital District Juvenile Funding

Submitted For: Homer Flores, Juvenile Department

Submitted By: Tara Corwin, Commissioners Court Admin

Department: Juvenile Department

Information

RECOMMENDATION

Discuss and consider approving a budget amendment for Nueces County Hospital District fiscal year 2022/2023 budget allocation to the Nueces County Juvenile Justice Center from \$407,000.00 to \$474,000.00.

BACKGROUND

For more than 15 years, Nueces County Hospital District has provided indigent care medical funding for the Nueces County juveniles detained in Detention and Robert N. Barnes facilities. Some of the medical cost includes, dental, vision, psychological evaluations, and multi-system (MST) family preservation programs.

DISCUSSION

The budget increase request for \$67,000 is to pay additional mental health cost. A resolution has been created – see attached.

Budget Information

*Information about available funds*

Budgeted: <input type="radio"/>	Funds Available: <input type="radio"/>	Adjustment: <input type="checkbox"/>	Amount Available:
Unbudgeted: <input type="radio"/>	Funds NOT Available: <input type="radio"/>	Amendment: <input type="checkbox"/>	

Account Code(s) for Available Funds


1:

Fund Transfers

Attachments

Resolution - Hospital District Funding for Juvenile Dept.

# County of Nueces



**ROBERTO G. HERNANDEZ**  
Commissioner  
Precinct 1

**JOHN MAREZ**  
Commissioner  
Precinct 3

**JOE A. GONZALEZ**  
Commissioner  
Precinct 2

**CONNIE SCOTT**  
**Nueces County Judge**  
Nueces County Courthouse, Room 303  
901 Leopard Street  
Corpus Christi, Texas 78401-3697

**BRENT CHESNEY**  
Commissioner  
Precinct 4

---

## COMMISSIONERS COURT RESOLUTION BUDGET AMENDMENT TO NUECES COUNTY HOSPITAL DISTRICT FY 2022-2023 FOR NUECES COUNTY JUVENILE JUSTICE CENTER BUDGET INCREASE REQUEST

**WHEREAS**, The Nueces County Hospital District board members held a meeting on Thursday, November 17, 2022, and discussed the budget increase requested by the Nueces County Juvenile Justice Center; and,

**WHEREAS**, the Nueces County Juvenile Justice Center requested \$67,000 increase to their current Hospital District budget allocation of \$407,000 to \$474,000 for mental health cost; and,

**WHEREAS**, the Nueces County Hospital District board made a motion to approve to amend the Nueces County Hospital District FY 2022-2023 budget for the funding request by Nueces County Juvenile Justice Center of \$67,000 in contingent of the Commissioners Court approval.

**NOW, THEREFORE, BE IT RESOLVED** that the Nueces County Commissioners Court approves the budget Amendment to the Nueces County Hospital District FY 2022-2023 and funding request by Nueces County Juvenile Justice Center in the amount of \$67,000 and increase FY 2022-2023 budget to \$474,000.

**DULY ADOPTED BY VOTE OF THE COMMISSIONERS COURT OF NUECES COUNTY, TEXAS ON  
THE \_\_\_\_\_ DAY OF \_\_\_\_\_, 2023.**

---

**CONNIE SCOTT**  
NUECES COUNTY JUDGE

---

**ROBERTO G. HERNANDEZ**  
Commissioner, Precinct 1

---

**JOE A. GONZALEZ**  
Commissioner, Precinct 2

---

**JOHN MAREZ**  
Commissioner, Precinct 3

---

**BRENT CHESNEY**  
Commissioner, Precinct 4

**ATTEST:**

---

**KARA SANDS**, County Clerk

By: \_\_\_\_\_

\_\_\_\_.B. No. \_\_\_\_\_

AN ACT

relating to the operations and administration of the Nueces County Hospital District.

BE IT ENACTED BY THE LEGISLATURE OF THE STATE OF TEXAS:

SECTION 1. Subchapter C, Chapter 281, Health and Safety Code, is amended by adding Section 281.061 to read as follows:

Sec. 281.061. NUECES COUNTY HOSPITAL DISTRICT; BROKER AGREEMENTS AND FEES FOR SALE OF REAL PROPERTY. (a) In this section:

(1) "Broker" means a person licensed as a broker under Chapter 1101, Occupations Code.

(2) "District" means the Nueces County Hospital District.

(b) Except as provided by Subsection (c), the Nueces County Hospital District may contract with a broker to sell a tract of real property that is owned by the district.

(c) The district may not contract with a broker who is related within the third degree of consanguinity, as determined under Chapter 573, Government Code, to:

(1) a member of the board of hospital managers of the

district; or

(2) a public official who serves on the Nueces County Commissioners Court.

(d) The district may pay a fee if a broker produces a ready, willing, and able buyer to purchase a tract of real property.

(e) If a contract made under Subsection (b) requires a broker to list the tract of real property for sale for at least 30 days with a multiple-listing service used by other brokers in the county in which the real property is located, the district, on or after the 30th day after the date the property is listed, may sell the tract of real property to a ready, willing, and able buyer who is produced by any broker, including a broker described by Subsection (c), using the multiple-listing service and who submits the most advantageous offer.

(f) The district must post a notice of intent to sell the real property in a newspaper of general circulation, not less than once, at least 14 days before the date the district accepts an offer produced by a broker.

(g) The district may sell a tract of real property under this section without complying with the requirements of Section 272.001, Local Government Code.

(h) The tract of real property may not be sold for less than

fair market value of the tract of real property. The fair market value is determined by an appraisal obtained by the district.

SECTION 2. This Act takes effect immediately if it receives a vote of two-thirds of all the members elected to each house, as provided by Section 39, Article III, Texas Constitution. If this Act does not receive the vote necessary for immediate effect, this Act takes effect September 1, 2023.

# Caller Times

PART OF THE USA TODAY NETWORK

NUECES COUNTY HOSPIT  
 555 N CARANCAHUA STE 950  
 CORPUS CHRISTI TX 78401--083

<u>Account</u>	<u>AD#</u>	<u>Net Amount</u>	<u>Tax Amount</u>	<u>Total Amount</u>	<u>Payment Method</u>	<u>Payment Amount</u>	<u>Amount Due</u>
1243913	0005562269	87.45	\$0.00	\$87.45	Invoice	\$0.00	\$87.45

Sales Rep: OMedrano

Order Taker: OMedrano

Order Created 01/17/2023

<u>Product</u>	<u># Ins</u>	<u>Start Date</u>	<u>End Date</u>
CCT-caller.com	1	01/19/2023	01/19/2023
CCT-Corpus Christi Caller-Times	1	01/19/2023	01/19/2023

\* ALL TRANSACTIONS CONSIDERED PAID IN FULL UPON CLEARANCE OF FINANCIAL INSTITUTION

Text of Ad: 01/17/2023

**NOTICE OF INTENT TO INTRODUCE A BILL IN THE TEXAS LEGISLATURE** Pursuant to the Constitution and laws of the State of Texas, this is to give notice of intent to introduce in the 88th Legislature of the State of Texas, Regular Session, a bill relating to the use of a broker for the sale of real property by the Nueces County Hospital District. The costs for the publication of this Notice were paid by Nueces County Hospital District.



# NCHD Weekly Status Report

Date: January 9, 2023

Time: 1:00 PM – 1:30 PM CST

**Subject:** To provide status updates and address concerns regarding FEMA COVID-19 project formulation and applications.

Table 1: Meeting Agenda

Topic	Description	Action Items
Project Tracking	Discuss appeal status and updates to project tracking	» Discuss status updates
Financial Summary	Review incurred costs and staffing metrics	» Discuss staffing and expectations

## Project Tracking

Table 2: Submitted Projects Table

Project	Costs Included	Status	Notes	Total Cost*
#674808 (1)	SDOH Study	DM Appeal: Pending Recipient Review	Accenture: \$385,000.00 THI: \$118,127.00	\$503,127.00
#679441 (2)	Contracts & Materials^	Applicant Signed Project	Grants: \$170,000.00 Safe Opening/Operating: \$1,828.94	\$171,828.94
<b>Grand Total:</b>				<b>\$674,955.94</b>

\*Please note that these preliminary totals are dependent on FEMA's determination of eligibility for work conducted and are subject to change.

### Application #674808 (1)

- » Appeal submission date: December 14, 2022
- » NCHD indicated interesting in following up with TDEM regarding their review of appeal - confirm outreach

### Application #679441 (2)

- » \$18,071.00 in surge capacity planning costs (hospital bed projection study) removed during CRC Specialist validation
- » Assigned PW# 850
- » Notes as of January 3, 2023 indicate project is ready for award
- » Once project is awarded, further processing will occur within TDEM's GMS

AUSTIN

2904 SWISHER STREET, SUITE 100  
AUSTIN, TX 78705  
847-492-8454

www.hagertyconsulting.com

Table 3: Proposed Projects Table

Project	Costs to Include	Notes	Total Cost
3	Hagerty Consulting	Category Z (Management Costs 5%)	TBD

### Category Z

- » Awarded based on 5% of eligible obligated amounts for other projects under a disaster declaration for the management of the grant award(s)
- » Due to the active appeal for #674808 (1) our team would recommend waiting to submit a project capturing management costs until a decision is made for the appeal

### Next Steps

- » Outreach for feedback on Appeal from TDEM (**NCHD/Hagerty**)
- » Monitor award processing for Application #679441 (2) (**Hagerty**)

### Financial Summary

Table 4: Financial Summary (As of 01/06/2023)

Invoiced	Incurred (Not Invoiced)	Total Incurred	Contract Value	Remaining Contract Value (\$)	Remaining Contract Value (%)
\$36,520.00	\$7,595.00	\$44,115.00	\$75,000.00	\$30,885.00	41.2%

Note: The above spend is an estimate based on known data and subject to change.

### Staffing

Based on current understanding of anticipated scope, level of effort, and tasks to be completed, Hagerty forecasts the use of the following consultants over the next 2 weeks. However, please note this is subject to change, perhaps significantly, based on unforeseen tasks or responsibilities during this timeframe.

For the period 01/07/2023 – 01/13/2023 (WE 01/13/2023)

- » 2 consultants mobilized | 3 estimated consultant hours per week | \$500 estimated consultant cost

Table 6: Forecasted Staff Utilization (WE 01/13/2023)

Consultant	Assignment Area	Labor Category	LCAT Rate	Est. Hours	Est. Cost
Kara Koirtyohann	Appeal Submission	Subject Matter Expert	\$220.00	1	\$220.00
Katelyn Papura	Appeal Submission	Recovery Consultant	\$140.00	2	\$280.00

Note: The above charts are an estimate based on projections developed in collaboration with the

*client for the purposes of monitoring and proactive management. Actual hours, cost, etc. will vary.*

## CHRISTUS Health OxBlue Construction Time-Lapse Camera

OxBlue Login

URL: <https://app.oxblue.com/login>

USERNAME: [jonny.hipp@nchdcc.org](mailto:jonny.hipp@nchdcc.org)

PASSWORD: NCHD

Meeting Dates if moved to Wednesdays

Board of Managers Meeting  
Tentative Dates

Every 4th Tuesday at 12:00 pm

Commissioners Court  
Meeting Dates

Every 2nd & 4th Wednesday at 9:00am

	<u>Board of Managers Meeting</u> <u>Tentative Dates</u>	<u>Commissioners Court</u> <u>Meeting Dates</u>	
January	1/24/2023	1/4/2023	1/18/2023
February	2/28/2023	2/8/2023	2/22/2023
March	3/28/2023	3/8/2023	3/22/2023
April	4/25/2023	4/12/2023	4/26/2023
May	5/23/2023	5/10/2023	5/24/2023
June	6/27/2023	6/7/2023	7/21/2023
July	7/25/2023	7/12/2023	7/26/2023
August	8/22/2023	8/9/2023	8/23/2023
September	9/26/2023	9/13/2023	9/27/2023
October	10/24/2023	10/11/2023	10/25/2023
November	11/14/2023	11/8/2023	11/29/2023
December	12/19/2023	12/13/2023	

Denotes date conflict

December 20, 2022

Mr. Jonny F. Hipp, ScD, FACHE  
Administrator/Chief Executive Officer  
Nueces County Hospital District  
555 N. Carancahua Street, Suite 950  
Corpus Christi, Texas 78401-0835

**RE: Renewal of TMF Health Quality Institute and Nueces County Hospital District (NCHD) Agreement for Quality Assessment, Utilization Review and Coding Review Services, and Schedule "A" and "B" Fee Schedules**


Dear Mr. Hipp;

With regard to the above referenced Agreement between TMF and NCHD, please see the attached signed Renewal Letter, and the Revised Amendment 5 for your review and signature.

In addition to the signed renewals, TMF has ordered a renewal of the Surety Bond (Continuance Certification) from TMF that will cover the renewal period through December 31, 2024. We will provide that when we receive the Bond from our insurance broker. Second, TMF will electronically file the Form 1295 (Certificate of Interested Parties) for the current filing year. Third, attached is a signed and dated form House Bill 89 verification form.

If you have any questions, please contact Ty Clift, Director of Contracts and Compliance at 512.334-1740.

Sincerely,



Thomas J. Manley  
President & CEO

**Attachments**

cc: Belinda Chism, Assistant Administrator NCHD  
Ty Clift, TMF Director of Contracts and Compliance

**TMF**  
**Revised Amendment 5**  
to  
**Quality Assessment, Utilization Review and Coding Review Services Agreement**

**Effective January 1, 2023** and upon signature by both parties, Schedule A of the Quality Assessment, Utilization Review and Coding Review Services Agreement of January 1, 2023, by and between Nueces County Hospital District and Texas Medical Foundation, is hereby amended to read as follows:

Schedule "A" - Fee Schedule  
Assessment/Review Services Fees

<u>Type of Medical Record</u>	<u>Per Medical Record Review Fee*</u>
Inpatient .....	\$173
Skilled Nursing Facility .....	\$216
Emergency Room .....	\$108
Ambulatory Surgery .....	\$136
Clinic.....	\$136
Observation.....	\$136
Outpatient .....	\$136


*\*Price for each retrospective record review and each reconsideration record review*

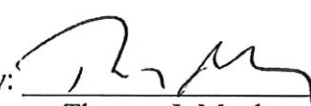
Schedule "B" – Hourly Rate Schedule  
Hourly Rate Relating to Board, Board Committee & Staff Presentations

Health Services Consultant/Project Director .....\$109

IN WITNESS WHEREOF, the parties hereby execute this **Revised Amendment 5** to the Quality Assessment, Utilization Review and Coding Review Services Agreement.

NUECES COUNTY HOSPITAL DISTRICT      TMF HEALTH QUALITY INSTITUTE

By:   
Jonny F. Hipp  
Administrator/Chief Executive Officer

By:   
Thomas J. Manley  
President, Chief Executive Officer

Date: December 20, 2022

Date: December 20, 2022




**RENEWAL  
Of  
Quality Assessment, Utilization Review and Coding Review  
Services Agreement  
January 1, 2023 – December 31, 2024**

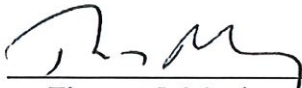
**Effective January 1, 2023**, and upon the signature of the duly authorized officers of both parties, the Quality Assessment, Utilization Review and Coding Review Services Agreement signed March 30, 2001 between Nueces County Hospital District (NCHD) and TMF Health Quality Institute (TMF), inclusive of its **Revised Amendment 5** is hereby **renewed** for an additional two (2) year period. The renewal term shall be effective at 12:00 a.m., on **January 1, 2023** and unless otherwise terminated pursuant to Section 3 of the Agreement, it shall terminate at 11:59 p.m. on **December 31, 2024**.

IN WITNESS WHEREOF, the parties hereby execute this renewal to the Quality Assessment, Utilization Review and Coding Review Services Agreement.

**NUECES COUNTY HOSPITAL DISTRICT**

**TMF HEALTH QUALITY INSTITUTE**

By:   
Jonny F. Hipp ScD  
Administrator/Chief Executive Officer

By:   
Thomas J. Manley  
President, Chief Executive Officer

Date: December 20, 2022

Date: December 20, 2022

