

**NUECES COUNTY HOSPITAL DISTRICT
BOARD OF MANAGERS
Board of Managers - Regular Meeting
Thursday, November 17, 2022 at 10:00 AM**

AGENDA

1. WELCOME

2. ROLL CALL OF BOARD OF MANAGERS

- John E. Valls, MBA, Chairman
- Vishnu V. Reddy, M.D., Vice Chairman
- Sylvia Tryon Oliver
- Belinda Flores, R.N.
- Judge Mariana Garza
- Efrain Guerrero, Jr.
- Arthur Granado

3. CALL TO ORDER, ESTABLISHMENT OF QUORUM, MEETING POSTING CONFIRMATION, AND CLOSED MEETING NOTICE

A. Call to order.

B. Establish quorum.

C. Confirm posting of Meeting's public notice in accordance with Texas Open Meetings Act, Texas Government Code, Chapter 551.

D. Public notice is hereby given that the Board of Managers may elect to go into Closed Meeting session(s) at any time during the meeting to discuss any matter(s) listed on the agenda when so authorized by the provisions of the Open Meetings Act, Texas Government Code, Chapter 551.

4. PUBLIC COMMENT - Persons attending in-person and wishing to comment on any item(s) on the agenda or any subject within the Board's responsibilities must sign-in on the "Agenda Item Request to Speak" form provided at the entrance of the Board meeting room at least five (5) minutes prior to commencement of the meeting. Persons attending via audio or video conference and wishing to comment on any item(s) on the agenda or any subject within the Board's responsibilities must verbally notify the presiding officer of their desire to comment when the officer calls for public comment from those attending via audio and video conference. Commenters shall limit their comments to three (3) minutes, except that Commenters addressing the Board through a translator shall limit their comments to six (6) minutes.

5. CONSENT AGENDA - The Consent Agenda consists of those agenda items which are routine, administrative in nature, not in need of separate attention, and which a member of the Board has not requested be discussed separately. If requested to be discussed separately, that agenda item will be removed from the Consent Agenda by the presiding officer to the Regular Agenda and discussed as a part of the Regular Agenda at the appropriate time. All remaining items listed under the Consent Agenda will be voted upon in a single vote:

- A. Approve Board of Managers Regular Meeting minutes of October 25, 2022. 7

- B. Receive listing of new vendors as of November 10, 2022; listing provided pursuant to Board of Managers Bylaws, §2.1.B and Texas Local Government Code, Chapter 176. 17

- C. Receive hospital providers' quarterly reports relating to certain Indigent Care Affiliation Agreements associated with participation in the Texas Healthcare Transformation and Quality Improvement Program Medicaid 1115 Waiver for calendar quarter-ended September 30, 2022:
 - 1. CHRISTUS Spohn Health System Corporation Hospitals: Alice, Beeville, and Kleberg (Consolidated Report); 18

 - 2. Corpus Christi Medical Center; and 27

 - 3. Driscoll Children's Hospital. 32

- D. Receive summary payment information on Nueces County health care disbursements for Fiscal Year 2022 year-to-date: 33
 - 1. Salaries, benefits, supplies, and intergovernmental transfers at/for City of Corpus Christi/Nueces County Public Health District;

 - 2. Emergency medical services provided in unincorporated areas of Nueces County;

 - 3. Supplemental and jail diversion program funding for Nueces Center for Mental Health and Intellectual Disabilities;

 - 4. Medical services provided at County correctional facilities:
 - a. Nueces County Jail; and
 - b. Nueces County Juvenile Detention Center;

 - 5. Funding for alcohol and drug abuse treatment programs:
 - a. Cenikor (Charlie's Place);
 - b. Council on Alcohol and Drug Abuse; and
 - c. Palmer Drug Abuse Program;

- 6. Funding for diabetes prevention and supporting programs;
 - 7. Public health grants; and
 - 8. Legal and professional fees. *(Finance Committee)*
- E. Receive summary imputed claims information on medical and hospital care provided to the Nueces Aid Program population consistent with the CHRISTUS Spohn Health System Corporation Amended and Restated Membership Agreement for fiscal year-to-date period-ended October 31, 2022. *(Finance Committee)* 34
- F. Receive fiscal year-to-date Specified Annual Percentage-related revenue reports; revenue receipts pursuant to CHRISTUS Spohn Health System Corporation Amended and Restated Membership Agreement, Section 5.03. *(Finance Committee)* 35
- G. Receive monthly statement of escrow amounts deposited and/or withdrawn by CHRISTUS Spohn Health System Corporation; deposits pursuant to and consistent with Schedule 1 to CHRISTUS Spohn Health System Corporation Amended and Restated Membership Agreement; receive statement for month-ended October 31, 2022. *(Finance Committee)* 36
- H. Receive statement of amounts deposited to and/or withdrawn from Local Provider Participation Fund for fiscal year-to-date; deposits and withdrawals pursuant to Board of Managers Order authorizing participation in a health care provider participation program pursuant to Texas Health and Safety Code, Chapter 298C, as amended. *(Finance Committee)* 40
- I. Receive summary report of cumulative estimated provider payments and actual intergovernmental transfers made in support of local and other healthcare providers participating in Medicaid supplemental and directed payment programs sponsored by the Texas Health and Human Services Commission (HHSC): 41
- 1. Directed Payment Programs - Medicaid managed care organization payments to healthcare providers that support overall Medicaid program goals and objectives:
 - a. Comprehensive Hospital Increase Reimbursement Program (CHIRP);
 - b. Network Access Improvement Program (NAIP);
 - c. Texas Incentives for Physicians and Professional Services (TIPPS);
 - d. Uniform Hospital Rate Increase Program (UHRIP); and
 - 2. Supplemental Payment Programs - HHSC-directed payments made to hospitals for achieving certain goals or to support health care providers that see significant numbers of uninsured or persons without much money:
 - a. Disproportionate Share Hospitals (DSH) program;

- b. Graduate Medical Education (GME);
- c. Hospital Uncompensated Care (UC) pool; and

3. Phase-Out Programs:

- a. Delivery System Reform Incentive Payment (DSRIP) pool. (*Finance Committee*)

6. **REGULAR AGENDA** - The Regular Agenda consists of those agenda items which are non-routine, not administrative in nature, or are otherwise in need of separate attention. Each Regular Agenda item will be voted upon separately if action is required:

A. **Finance Committee:**

1. Financial Statements:

- a. Receive and approve unaudited financial statements for the fiscal year ended September 30, 2022. (**ACTION**) 42

2. Capital Project Financing:

- a. Discuss and consider authorizing the Administrator to secure financial advisory services for development of strategies to finance future capital projects; authorize the Administrator to negotiate a Professional Services Contract for such services. (**ACTION**)

3. Investment Policies and Strategies:

- a. Discuss and consider authorizing the Administrator to secure investment advisory services for revision of investment policies and strategies; authorize the Administrator to negotiate a Professional Services Contract for such services. (**ACTION**)

4. Nueces Aid Program Enrollment:

- a. Receive reports relating to Nueces Aid Program enrollment for the month-ended October 31, 2022:
 - 1. Total Persons and Households Enrolled; 49
 - 2. Enrollment Summary; 50
 - 3. Denials; 52
 - 4. Application Processing Summary; and 53
 - 5. Enrollment by Zip Code. (**INFORMATION**) 57

B. **Legislative Committee:**

- 1. Discuss and consider adoption of legislative agenda for 88th Texas Session (2023). (**ACTION**) 60

C. **Federal Emergency Management Agency (FEMA) Cost Recovery:**

- 1. Receive an update from Hagerty Consulting, Inc. on FEMA DR-4485-TX (COVID-19) Public Assistance Project Application #674808 relating to recovery of Hospital District's Social Determinants of Health 75

Study-related costs. (*INFORMATION*)

D. Memorial Medical Center Demolition:

1. Receive and discuss report from Hanson Professional Services, Owner's Representative, on the Memorial Medical Center demolition project being conducted by CHRISTUS Spohn Health System Corporation; demolition project located at 2606 Hospital Boulevard, Corpus Christi, Texas. (*INFORMATION*)

2. Receive Uniform Resource Locator (URL) to video feed from the Memorial Medical Center demolition project being conducted by CHRISTUS Spohn Health System Corporation; project located at 2606 Hospital Boulevard, Corpus Christi, Texas, OxBlue video feed provided by Grant Mackay Company, demolition contractor. (*INFORMATION*) 78

E. Nueces County Juvenile Department:

1. Approve additional funding in the amount of \$67,000 for Nueces County Juvenile Department detainee health care costs during Fiscal Year 2023. (*ACTION*) 79

F. Board of Managers Business:

1. Discuss and consider canceling December 2022 Board and Board Committee Meetings. (*ACTION*)

G. Administrator's Actions:

1. Ratify Administrator's action(s) performed as part of his duties directing the affairs of the District and/or as required by the Board of Managers; duties established pursuant to Texas Health and Safety Code, §281.026(e):
a. Ratify execution of Supplemental Agreement No. 1 and Work Authorization No. 2 to Services Contract with Hagerty Consulting, Inc. increasing the Not-To-Exceed amount to \$75,000 for FEMA DR-4485-TX Public Assistance Project Applications and related work. (*ACTION*) 81

H. Community Mental Health Initiatives:

1. Receive and discuss information and reports from the Nueces Center for Mental Health and Intellectual Disabilities ("MHID") relating to work performed under mental health agreements between Nueces County, MHID, and Nueces County Hospital District during Fiscal Year 2022. (*INFORMATION*)

2. Receive and discuss information presented by Nueces County's Director of Mental Health Programs on Hospital District-funded and other mental health programs. (*INFORMATION*)

7. ADMINISTRATOR'S BRIEFING:

A. Next Board of Managers and Board Committee regular meetings (all meetings' dates, times, and locations are subject to change):

1. Legislative Committee: December 20, 2022, 9:00 AM in Classroom #1 at Dr. Hector P. Garcia Memorial Family Health Center, 2606 Hospital Boulevard, Corpus Christi, Texas;

2. Finance Committee: December 20, 2022, 9:30 AM in Classroom #1 at Dr. Hector P. Garcia Memorial Family Health Center, 2606 Hospital Boulevard, Corpus Christi, Texas; and

3. Board of Managers: December 20, 2022, 10:00 AM in Classroom #1 at Dr. Hector P. Garcia Memorial Family Health Center, 2606 Hospital Boulevard, Corpus Christi, Texas. **(INFORMATION)**

8. CLOSED MEETING - Public notice is hereby given that the Board of Managers may elect to go into closed meeting session(s) at any time during the meeting to discuss any matter(s) listed on the agenda, when so authorized by the provisions of the Open Meetings Act, Texas Government Code, Chapter 551 and the Board specifically expects to go into a closed session(s) on the matters listed below pursuant to the Act, §551.071. In the event the Board elects to go into closed session(s) regarding an agenda item(s), the section(s) of the Open Meetings Act authorizing the closed session will be publicly announced by the presiding officer. Should any final action, final decision, or final vote be required in the opinion of the Board with regard to any matter considered in closed session(s), then the final action, final decision, or final vote shall be either: (a) in the open meeting covered by the Notice upon reconvening of the public meeting; or (b) at a subsequent public meeting of the Board upon notice thereof, as the Board shall determine pursuant to applicable laws:

A. Consult with attorneys on matters relating to litigation against opioid drug manufacturers, promoters, and distributors, including related settlements and other related matters.

9. OPEN MEETING - Following the Closed Meeting, the Board of Managers will reconvene the Open Meeting prior to taking any action(s) on matters considered in the Closed Meeting or adjourning the meeting.

10. Consider final action, decision, or vote on matters considered in the Closed Meeting. **(ACTION AS NEEDED)**

11. ADJOURN

**MINUTES
BOARD OF MANAGERS
NUECES COUNTY HOSPITAL DISTRICT
REGULAR MEETING
OCTOBER 25, 2022**

The Nueces County Hospital District Board of Managers met at 10:00 a.m., Tuesday, October 25, 2022 at the Dr. Hector P. Garcia Memorial Family Health Center, 2606 Hospital Boulevard, Classroom #1, Corpus Christi, Texas.

HOSPITAL DISTRICT REPRESENTATIVES:

Jonny F. Hipp	Administrator/CEO
Belinda E. Chism	Assistant Administrator, Administrative Services
Donna Littlefield	Director, Accounting & Finance
Mary Esther Guerra	Assistant County Attorney
Melissa Quintanilla	Executive Assistant/Human Resources
Carmina Hernandez Moreno	Administrative Assistant

OTHERS PRESENT:

Dr. Xavier Gonzales	Nueces County Director of Mental Health
Jerry Kramer	CLK Architects
John A. Michael	Hanson
Bryan Hofmann	KRIS Ch. 6
Eric Evans	Corpus Christi Medical Center
Katelyn Papura	Hagerty Consulting – via Zoom
Mark Hendrix	NCMHID – via Zoom



MINUTES
BOARD OF MANAGERS
REGULAR MEETING
OCTOBER 25, 2022

1. WELCOME

2. ROLL CALL OF BOARD OF MANAGERS

Y John E. Valls, MBA, Chairman
Y Vishnu V. Reddy, M.D., Vice Chairman
Y Sylvia Tryon Oliver
X Belinda Flores, R.N.
Y Mariana Garza, J.D.
X Efrain Guerrero, Jr.
Y Arthur Granado

3. CALL TO ORDER, ESTABLISHMENT OF QUORUM, MEETING POSTING
CONFIRMATION, AND CLOSED MEETING NOTICE

A. Call to order – Mr. John E. Valls, Chairman.
The meeting was called to order by Mr. Valls at 10:07 a.m.

B. Establish quorum – Mr. Valls
A quorum was present with five members in attendance.

John E. Valls, MBA, Chairman – PRESENT
Vishnu V. Reddy, M.D., Vice Chairman – PRESENT
Sylvia Tryon Oliver, Member – PRESENT
Mariana Garza, J.D., Member – PRESENT.... Left meeting @ 11:25 a.m.
Arthur Granado, Member – PRESENT
Belinda Flores, R.N., Member – ABSENT
Efrain Guerrero, Jr., Member – ABSENT

C. Confirm posting of Meeting's public notice in accordance with Texas Open Meetings Act, Texas Government Code, Chapter 551.

D. Public notice is hereby given that the Board of Managers may elect to go into Closed Meeting session(s) at any time during the meeting to discuss any matter(s) listed on the agenda when so authorized by the provisions of the Open Meetings Act, Texas Government Code, Chapter 551.

4. **PUBLIC COMMENT** - Persons attending in-person and wishing to comment on any item(s) on the agenda or any subject within the Board's responsibilities must sign-in on the "Agenda Item Request to Speak" form provided at the entrance of the Board meeting

**MINUTES
BOARD OF MANAGERS
REGULAR MEETING
OCTOBER 25, 2022**

room at least five (5) minutes prior to commencement of the meeting. Persons attending via audio or video conference and wishing to comment on any item(s) on the agenda or any subject within the Board's responsibilities must verbally notify the presiding officer of their desire to comment when the officer calls for public comment from those attending via audio and video conference. Commenters shall limit their comments to three (3) minutes, except that Commenters addressing the Board through a translator shall limit their comments to six (6) minutes.

No one to speak in public comment.

5. **CONSENT AGENDA** - The Consent Agenda consists of those agenda items which are routine, administrative in nature, not in need of separate attention, and which a member of the Board has not requested be discussed separately. If requested to be discussed separately, that agenda item will be removed from the Consent Agenda by the presiding officer to the Regular Agenda and discussed as a part of the Regular Agenda at the appropriate time. All remaining items listed under the Consent Agenda will be voted upon in a single vote:

A. Approve Board of Managers September 20, 2022 Public Hearing and Regular Meeting minutes.

B. Receive listing of new vendors as of October 20, 2022; listing provided pursuant to Board of Managers Bylaws, §2.1.B and Texas Local Government Code, Chapter 176.

C. Receive summary payment information on Nueces County health care disbursements for Fiscal Year 2022 year-to-date:

1. Salaries, benefits, supplies, and intergovernmental transfers at/for City of Corpus Christi/Nueces County Public Health District;
2. Emergency medical services provided in unincorporated areas of Nueces County;
3. Supplemental and jail diversion program funding for Nueces Center for Mental Health and Intellectual Disabilities;
4. Medical services provided at County correctional facilities:
 - a. Nueces County Jail; and
 - b. Nueces County Juvenile Detention Center;
5. Funding for alcohol and drug abuse treatment programs:
 - a. Cenikor (Charlie's Place);
 - b. Council on Alcohol and Drug Abuse; and

MINUTES
BOARD OF MANAGERS
REGULAR MEETING
OCTOBER 25, 2022

c. Palmer Drug Abuse Program;

6. Funding for diabetes prevention and supporting programs;

7. Public health grants; and

8. Legal and professional fees.

D. Receive summary imputed claims information on medical and hospital care provided to the Nueces Aid Program population consistent with the CHRISTUS Spohn Health System Corporation Amended and Restated Membership Agreement for fiscal year-to-date period-ended September 30, 2022.

E. Receive fiscal year-to-date Specified Annual Percentage-related revenue reports; revenue receipts pursuant to CHRISTUS Spohn Health System Corporation Amended and Restated Membership Agreement, Section 5.03.

F. Receive monthly statement of escrow amounts deposited and/or withdrawn by CHRISTUS Spohn Health System Corporation; deposits pursuant to and consistent with Schedule 1 to CHRISTUS Spohn Health System Corporation Amended and Restated Membership Agreement; receive statement for month-ended September 30, 2022.

G. Receive statement of amounts deposited to and/or withdrawn from Local Provider Participation Fund for fiscal year-to-date; deposits and withdrawals pursuant to Board of Managers Order authorizing participation in a health care provider participation program pursuant to Texas Health and Safety Code, Chapter 298C, as amended.

H. Receive summary report of cumulative estimated provider payments and actual intergovernmental transfers made in support of local and other healthcare providers participating in Medicaid supplemental and directed payment programs sponsored by the Texas Health and Human Services Commission (HHSC):

1. Directed Payment Programs - Medicaid managed care organization payments to healthcare providers that support overall Medicaid program goals and objectives:

- a. Comprehensive Hospital Increase Reimbursement Program (CHIRP);
- b. Network Access Improvement Program (NAIP);
- c. Texas Incentives for Physicians and Professional Services (TIPPS);
- d. Uniform Hospital Rate Increase Program (UHRIP); and

2. Supplemental Payment Programs - HHSC-directed payments made to hospitals for achieving certain goals or to support health care providers that see significant numbers of uninsured or persons without much money:

MINUTES
BOARD OF MANAGERS
REGULAR MEETING
OCTOBER 25, 2022

- a. Disproportionate Share Hospitals (DSH) program;
- b. Graduate Medical Education (GME);
- c. Hospital Uncompensated Care (UC) pool; and

3. Phase-Out Programs:

- a. Delivery System Reform Incentive Payment (DSRIP) pool.

**Consent Agenda approved. Motion by Mr. Granado
and seconded by Ms. Garza. MOTION CARRIED.**

6. **REGULAR AGENDA** - The Regular Agenda consists of those agenda items which are non-routine, not administrative in nature, or are otherwise in need of separate attention. Each Regular Agenda item will be voted upon separately if action is required:

A. **Financial Matters:**

1. Financial Statements:

- a. Receive and approve unaudited financial statements for the month and fiscal year-to-date period ended August 31, 2022. (***ACTION***)

**Motion by Dr. Reddy and seconded by Mr. Granado.
MOTION CARRIED.**

2. Investment Reports:

- a. Receive Quarterly and Annual Investment Reports for the fiscal quarter and fiscal year ended September 30, 2022. (***INFORMATION***)

3. Nueces Aid Program Enrollment:

- a. Receive reports relating to Nueces Aid Program enrollment for the month-ended September 30, 2022:
 1. Total Persons and Households Enrolled;
 2. Enrollment Summary;
 3. Denials;
 4. Application Processing Summary; and
 5. Enrollment by Zip Code. (***INFORMATION***)

B. **Federal Emergency Management Agency (FEMA) Cost Recovery:**

1. Receive update on FEMA Public Assistance Project Application #674808 pertaining to recovery of Social Determinants of Health Study-related costs incurred

MINUTES
BOARD OF MANAGERS
REGULAR MEETING
OCTOBER 25, 2022

in response to the COVID-19 pandemic:

a. Recension of FEMA denial Determination Memorandum dated September 7, 2022; and

b. Issuance of FEMA denial Determination Memorandum dated October 18, 2022. (*INFORMATION*)

2. Approve amendment to Services Contract with Hagerty Consulting, Inc. to provide for appeal of October 18, 2022 FEMA denial Determination Memorandum relating to FEMA Public Assistance Project Application #674808. (*ACTION*)

Motion by Mr. Granado, as stated by Mr. Valls, Chairman not to exceed \$25,000, total value \$75,000 and seconded by Ms. Garza. MOTION CARRIED.

C. Nueces County Juvenile Department:

1. Approve \$67,000 of additional funding for Nueces County Juvenile Department detainee health care costs during Fiscal Year 2023. (*ACTION*)

Motion to table by Ms. Garza and seconded by Mr. Granado. MOTION CARRIED.

D. Memorial Medical Center Demolition:

1. Receive and discuss report from Hanson Professional Services, Owner's Representative, on the Memorial Medical Center demolition project being conducted by CHRISTUS Spohn Health System Corporation; demolition project located at 2606 Hospital Boulevard, Corpus Christi, Texas. (*INFORMATION*)

E. Legislation:

1. Discuss and consider legislation for the 88th Texas Legislative Session. (*ACTION*)

Item table as per Mr. Valls, Chairman .

MINUTES
BOARD OF MANAGERS
REGULAR MEETING
OCTOBER 25, 2022

F. Board of Managers Business:

1. Board Chairman to appoint Board of Managers Committees and related Chairmen to be effective October 1, 2022; appointments pursuant to Board of Managers Bylaws, §2.2.B.2.(d). (*ACTION*)

Board Members appointed by Mr. Valls, Chairman, as follows:

Legislative Committee: Arthur Granado – Chairman
Mariana Garza, J.D.
Vishnu V. Reddy, M.D.

Quality Committee: Sylvia Tryon Oliver – Chairman
Efrain Guerrero, Jr.
Belinda Flores, R.N.

Finance Committee: Mariana Garza, J.D. – Chairman
Sylvia Tryon Oliver
Belinda Flores, R.N.

Bylaws Committee: Vishnu V. Reddy, M.D. – Chairman
Arthur Granado
Efrain Guerrero, Jr.

Planning Committee: Belinda Flores, R.N. – Chairman
Vishnu V. Reddy, M.D.
Arthur Granado

G. Administrator's Actions:

1. Ratify Administrator's action(s) performed as part of his duties directing the affairs of the District and/or as required by the Board of Managers; duties established pursuant to Texas Health and Safety Code, §281.026(e):

a. Letter Agreement with Carol Scott Public Relations for public messaging and awareness services relating to the demolition of CHRISTUS Spohn Hospital Corpus Christi - Memorial (formerly Memorial Medical Center). (*ACTION*)

**Motion by Mr. Granado and seconded by
Dr. Reddy. MOTION CARRIED.**

MINUTES
BOARD OF MANAGERS
REGULAR MEETING
OCTOBER 25, 2022

b. Interlocal Agreement between Nueces County, Nueces Center for Mental Health and Intellectual Disabilities (NCMHID), and Nueces County Hospital District (NCHD) relating to certain mental health-related programs to be provided by or through the NCMHID and paid for by NCHD during Fiscal Year 2023. *(ACTION)*

Motion by Dr. Reddy and seconded by Ms. Oliver. MOTION CARRIED.

c. Second Supplemental Agreement between Nueces County Hospital District and Police Assisted Addiction and Recovery Initiative extending term of the original Professional Services Agreement to December 30, 2022. *(ACTION)*

Motion by Ms. Oliver and seconded by Mr. Granado. MOTION CARRIED.

d. Relocation of November 15, 2022 Board of Managers and Board Committee meetings to accommodate tour of Dr. Hector P. Garcia Memorial Family Health Center. *(ACTION)*

Motion by Dr. Reddy re: relocation for an open date on the month of November and seconded by Mr. Granado. MOTION CARRIED.

H. Community Mental Health Initiatives:

1. Receive and discuss information presented by Nueces County's Director of Mental Health Programs on Hospital District-funded and other mental health programs. *(INFORMATION)*

7. ADMINISTRATOR'S BRIEFING:

A. Next Board of Managers and Board Committee regular meetings (all meetings' dates, times, and locations are subject to change):

1. Legislative Committee: November 15, 2022, 9:15 AM in Classroom #1 at Dr. Hector P. Garcia Memorial Family Health Center, 2606 Hospital Boulevard, Corpus Christi, Texas 78405;

**MINUTES
BOARD OF MANAGERS
REGULAR MEETING
OCTOBER 25, 2022**

2. Finance Committee: November 15, 2022, 9:30 AM in Classroom #1 at Dr. Hector P. Garcia Memorial Family Health Center, 2606 Hospital Boulevard, Corpus Christi, Texas 78405; and

3. Board of Managers: November 15, 2022, 10:00 AM in Classroom #1 at Dr. Hector P. Garcia Memorial Family Health Center, 2606 Hospital Boulevard, Corpus Christi, Texas 78405. (*INFORMATION*)

8. ADJOURN

**Motion to adjourn meeting by Mr. Valls.
Meeting adjourned at 11:53.**

**MINUTES
BOARD OF MANAGERS
REGULAR MEETING
OCTOBER 25, 2022**

PRESIDING OFFICER

John E. Valls, M.B.A., Chairman

ATTEST:

Jonny F. Hipp, Secretary
Board of Managers
Nueces County Hospital District

ABSENT

Wm Dewitt Alsup, General Counsel
Nueces County Hospital District

Agenda Item: 5.B

There were no new vendors as of November 10, 2022.

**SUMMARY OF COMMUNITY BENEFITS PROVIDED BY CHRISTUS SPOHN
HOSPITAL ALICE, CHRISTUS SPOHN HOSPITAL BEEVILLE, AND
CHRISTUS SPOHN HOSPITAL KLEBERG
OCTOBER 2022**

Throughout the year, CHRISTUS Spohn Hospital Alice, CHRISTUS Spohn Hospital Beeville and CHRISTUS Spohn Hospital Kleberg (collectively, the “Hospitals”) provide healthcare services to the residents of Nueces County and Region 4, including inpatient and outpatient hospital services at their facilities and other healthcare and educational services in clinics and throughout the community. As part of their collaboration with the Nueces County Hospital District (“the District”), memorialized in the Nueces County Indigent Care Affiliation Agreement, the Hospitals have agreed to provide the District reports summarizing the services they provide in the community. In accordance with the State of Texas’ requirements for receipt of Medicaid supplemental payments under the Texas Demonstration Waiver program, the Hospitals and the District have certified that the Hospitals will not provide service summary reports more often than quarterly. Following is a summary report which provides an overview of the community services provided by the Hospitals in the three months ending September 30, 2022.

Hospital Services

The Hospitals provide a significant amount of uncompensated care to residents of Nueces County and surrounding communities, and experience unreimbursed costs for these services totaling approximately \$22.5 million annually.

The Hospitals recognize the need to support community health improvement services as well as local charitable organizations and collaborate to reach out to the surrounding communities. This outreach includes their ongoing contributions of funding to community agencies, providing education services to health professionals and citizens, the ongoing operations of a mobile clinic under its Community Outreach program, and providing free health screenings under their Cardiac Risk and Breast Care programs. During this quarter, the Hospitals offered free blood pressure readings and provided education to participants on blood pressure monitoring. As a reflection of the Hospital’s commitment to their local communities, the Hospitals also celebrated *Forbes* naming CHRISTUS Health as a “Best Employer in Texas” in this quarter.

CHRISTUS Spohn Hospital Alice (“Alice”)

- Alice provides a significant amount of uncompensated care to residents of Jim Wells County and surrounding communities, and experiences unreimbursed costs for these services totaling approximately \$9.4 million annually.
- Alice also provided nearly \$17.5 million in inpatient and outpatient charitable healthcare services to indigent patients of Region 4 over the last three months. Although Alice remains willing and able to provide charity hospital services to

patients eligible for Nueces Aid, no Nueces Aid patients presented for services at Alice during this period.

- Alice recognizes the need to provide emergency services to all residents of the community, including low-income and needy patients, and provides these services regardless of a patient's ability to pay. Alice has achieved a Level IV Trauma Center designation by the State's Bureau of Emergency Management based on the 24-hour access to emergency physicians, radiology, and clinical laboratory services that Alice offers the local community. Included as **Exhibit A** is documentation supporting Alice's provision of these services, encompassing 6,617 patient visits, of which approximately 46% represent charity, Medicaid and uninsured patients.
- Alice recognizes that the state infant mortality rate exceeds 5% each year and the hospital is focused on reducing this rate. Through its superior pediatric facilities and newborn delivery services, Alice is proud to have brought 37 healthy babies into the world in the last quarter. Included as **Exhibit B** is information regarding these delivery services, of which approximately 95% represented charity, uninsured and Medicaid services.

CHRISTUS Spohn Hospital Beeville ("Beeville")

- Beeville provides a significant amount of uncompensated care to uninsured residents of the County and surrounding communities, and experiences unreimbursed costs for these services totaling approximately \$6.5 million annually.
- Beeville also provided nearly \$12.5 million in inpatient and outpatient charitable healthcare services to indigent patients during this period. Although Beeville remains willing and able to provide charity hospital services to patients eligible for Nueces Aid, no Nueces Aid patients presented for services at Beeville during this period.
- Beeville recognizes the need to provide emergency services to all residents of its community, including low-income and needy patients, and provides these services regardless of a patient's ability to pay. Beeville has achieved a Level IV Trauma Center designation by the State's Bureau of Emergency Management based on the 24-hour access to emergency physicians, radiology, and clinical laboratory services that Beeville offers the local community. Included as **Exhibit C** is documentation supporting Beeville's provision of these services. Of the 4,703 emergency encounters provided by Beeville, approximately 50% represent services provided to Medicaid, charity and uninsured patients.
- Beeville recognizes that the state infant mortality rate exceeds 5% each year and the hospital is focused on reducing this rate. Included as **Exhibit D** is information on the 37 newborn deliveries Beeville performed during this period, approximately 84% of which represent services to Medicaid, charity and uninsured.

CHRISTUS Spohn Hospital Kleberg (“Kleberg”)

- Kleberg provides a significant amount of uncompensated care to residents of the County and surrounding communities, and experiences unreimbursed costs for these services totaling approximately \$6.6 million annually.
- Kleberg also provided over \$14.2 million in inpatient and outpatient charitable healthcare services to indigent patients during this period. Although Kleberg remains willing and able to provide charity hospital services to patients eligible for Nueces Aid, no Nueces Aid patients presented for services at Kleberg during this period.
- Kleberg recognizes the need to provide emergency services to all residents of its community, including low-income and needy patients, and provides these services regardless of a patient’s ability to pay. Kleberg has achieved a Level IV Trauma Center designation by the State’s Bureau of Emergency Management based on the 24-hour access to emergency physicians, radiology, and clinical laboratory services that Kleberg offers the local community. Included as **Exhibit E** is documentation supporting Kleberg’s provision of these services to 5,113 patients, of which approximately 47% represent charity, Medicaid and uninsured patients.
- Kleberg recognizes that the state infant mortality rate exceeds 5% each year and the hospital is focused on reducing this rate. Through its superior pediatric facilities and newborn delivery services, Kleberg is proud to have brought 80 healthy babies into the world during the last quarter. Included as **Exhibit F** is information regarding these delivery services, of which approximately 81% represented charity, uninsured and Medicaid services.

229706

**ALICE ER SUMMARY
 JULY 2022 - SEPTEMBER 2022**

PAYOR	Sum of ER visits Cases
CHARITY/UNINSURED/SELF-PAY	1283
INSURED	3543
MEDICAID	1791
Grand Total	6617

Medicaid/Charity/Uninsured/Self Pay	3074
Insured	3543
Total	6617

**% of Medicaid/Charity/Uninsured/Self-Pay for
 July 2022 - September 2022** **46%**

Alice Newborn Summary
July 2022 - September 2022

Payor	Sum of Newborns Cases
CHARITY/UNINSURED/SELF-PAY	2
INSURED	2
MEDICAID	33
Grand Total	37

Medicaid/Charity/Uninsured/Self-Pay for July 2022 - September 2022	35
Insured	2
Total	37

% of Medicaid/Charity/Uninsured/Self-Pay for July 2022 - September 2022 **95%**

Beeville ER Summary
July 2022 - September 2022

Payor	Sum of ER visits Cases
CHARITY/UNINSURED/SELF-PAY	1020
INSURED	2329
MEDICAID	1354
Grand Total	4703

Medicaid/Charity/Uninsured/Self-Pay	2374
Insured	2329
Total	4703

% of Medicaid/Charity/Uninsured/Self-Pay for July 2022 - September 2022 **50%**

**Beeville Newborn Summary
July 2022 - September 2022**

Payor	Sum of Newborns Cases
INSURED	6
MEDICAID	31
Grand Total	37

**% of Medicaid/Charity/Uninsured/Self-Pay for
July 2022 - September 2022** **84%**

Kleberg ER Summary
July 2022 - September 2022

Payor	Sum of ER visits Cases
CHARITY/UNINSURED/SELF-PAY	1016
INSURED	2704
MEDICAID	1393
Grand Total	5113

Medicaid/Charity/Uninsured/Self-Pay	2409
Insured	2704
Total	5113

% of Medicaid/Charity/Uninsured/Self-Pay
for July 2022 - September 2022 **47%**

Kleberg Newborn Summary
July 2022 - September 2022

Payor	Sum of Newborns Cases
CHARITY/UNINSURED/SELF-PAY	1
INSURED	15
MEDICAID	64
Grand Total	80

Medicaid/Charity/Uninsured/Self-Pay	65
Insured	15
Total	80

**% of Medicaid/Charity/Uninsured/Self-Pay
for July 2022 - September 2022** **81%**

Summary of Community Benefits Provided To

Nueces County Community

Quarter Ending September 30, 2022

By

Bay Area Healthcare Group, Ltd. d/b/a Corpus Christi Medical Center

Above all else, we are committed to the care and improvement of human life.

I. Background

The 2011 Texas Legislature directed HHSC to expand Medicaid managed care to achieve savings and to preserve hospital access to funding consistent with upper payment limit (UPL) funding. The best approach to achieve these goals along with delivery system reform and quality improvements was to negotiate a five-year 1115 waiver. In December 2011, Texas received federal approval for the 1115 Healthcare Transformation Waiver (Waiver). The Waiver requires providers and other stakeholders to work collectively and collaboratively to develop and submit a regional plan for health care delivery system reform through the formation of Regional Healthcare Partnerships (RHP's). Corpus Christi Medical Center is an active participant in the RHP 4 planning and has several proposed delivery system reform projects included in the final regional plan.

Integral to the success of the regional plan is the collaboration to support Nueces County Hospital District (District) in its mission to provide healthcare to the poor and needy. Throughout the year, CCMC provides healthcare services to the residents of Nueces (and surrounding) counties, including inpatient and outpatient hospital services at the facility, as well as other healthcare and educational services throughout the community. As part of the collaboration with the District, memorialized in the Nueces County Indigent Care Affiliation Agreement, CCMC agreed to provide the District periodic reports summarizing the services provided in the community.

The following is the 41st quarterly report, which provides an overview of the community benefits provided by CCMC during the last quarter.

II. Community Benefits

CCMC provides a significant amount of healthcare services that are delivered directly to members of the community at free or reduced cost. These services benefit the District by sharing the burden and responsibility for caring for the poor and needy. CCMC provides a significant amount of uncompensated care to the residents of Nueces County and surrounding communities. For this reporting period CCMC provided approximately \$23 million in uncompensated care, including the unreimbursed costs of treating Medicaid patients. CCMC continually strives to improve the services provided to the community, as well as access to those services.

Caring for the health of the community is its mission; "Above all else, we are committed to the care and improvement of human life". CCMC strives to deliver superior care to its patients during every interaction. Its approach is ensuring high-quality care is rooted in the belief of always doing what is right for our patients.

II. Community Benefits (continued)

In 2022, CCMC received the following accreditations, certifications and awards:

- ◆ America's Best Regional Hospital, US News & World Report
- ◆ Bariatric Center of Excellence, MBSAQIP, American College of Surgeons
- ◆ Chest Pain Center with Resuscitation (Cycle VI), Society of Cardiovascular Patient Care
- ◆ Maternal Designation (Level IV), Texas Department of State Health Services
- ◆ Patient Safety Excellence Award, Healthgrades
- ◆ Stroke Center Designation, The Joint Commission
- ◆ Trauma Center Designation (Level II, Level IV)
- ◆ Total Knee and Hip Replacement, The Joint Commission Disease Specific Care Certification

Beyond delivering excellent care to its patients and as a leading employer in the region, CCMC offers a variety of fringe benefits to support its employees' health, finances and professional development.

III. Additional Services Provided by CCMC

- ◆ **Emergency Room Services:** CCMC recognizes the need to provide emergency services to all residents of its community, including low-income and needy patients, and provides these services regardless of a patient's ability to pay. Approximately 51% of all visits to CCMC's emergency rooms are charity, self-pay, or Medicaid patients. This is a significant increase from last year and first quarter at 47% and 45%, respectively.
- ◆ **Newborn Services:** CCMC recognizes that the state infant mortality rate exceeds 5% each year and the hospital is focused on reducing this rate. Approximately 64% of all births at CCMC are for charity, self-pay, or Medicaid patients.

At CCMC Bay Area, prenatal education is available for expecting mothers to prepare them for motherhood and promote a healthy lifestyle before childbirth. The community has access to a Level III neonatal intensive care unit (NICU) dedicated to providing high-quality care for newborns that is staffed 24/7 with a team of neonatal specialists, nurses and respiratory therapists. Additional family-centered programs are offered to help parents and infants thrive while in our NICU and after they go home, including: breastfeeding/lactation support, early childhood intervention referral program, Kangaroo Club and scrap therapy.

III. Additional Services Provided by CCMC (continued)

- ◆ **Psychiatric Services:** Corpus Christi Medical Center recognizes that approximately 63% of psychiatric services are provided to charity, self-pay, Medicaid and low income patients. Additionally, patients requiring psychiatric services are often one of the most underserved populations in the community, and CCMC strives to ensure that these patients receive appropriate care. As the largest provider of inpatient psychiatric care in Corpus Christi, CCMC Bayview has 68 beds and the capability to treat adolescent, adult and geriatric patients. Several outpatient programs are also available as a next step after inpatient services are provided.
- ◆ **Trauma Level II Services:** Corpus Christi Medical recognizes that approximately 46% of trauma patients are uninsured or low income. In response to the community's need for more immediate access to a higher level of emergency critical care services in the Coastal Bend, CCMC pursued an upgrade in trauma center designation in 2018. Significant capital investment and major operating expenditures have been incurred to ensure a successful program with quality patient outcomes.

In 2022, CCMC Bay Area earned designation as a Level II Mayor Trauma Center from the Texas Department of State Health Services. This upgrade is lifesaving to the community and allows for more immediate access to trauma care for area residents of Corpus Christi, North Padre Island and the Coastal Bend region. Additional upgrades include a higher level trauma center designation for CCMC Doctors Regional and ER 24/7 Northwest (Level IV).

- ◆ **New Equipment/Upgrades:** CCMC continues to upgrade its facilities and invest in advanced technology and equipment. Major projects/purchases include; surgical equipment upgrades, cardiovascular service line enhancements and radiology upgrades. To address the shortfall in emergency room capacity in Corpus Christi and the closing of a local area hospital, CCMC expanded its capacity in the ER at Doctors Regional to include a low acuity fast track unit. This new addition has been essential to accommodating more patients.
- ◆ **Physician Recruitment/Training:** As a learning health system, CCMC continues to support its internal medicine residency program. In addition, CCMC is supporting two Fellowship programs in Cardiology and Pulmonary/Critical Care. CCMC is actively recruiting several physicians to the market, including Orthopedics, Cardiology, OB/GYN, and Urology.
- ◆ **Donations:** Through investment and charitable giving, CCMC strives to make the local economy of the community we serve stronger. In 2022, CCMC donated to the following organizations through the third quarter; American Cancer Society, American Heart Association, Casa of the Coastal Bend, Ronald McDonald House, HALO Flight, Corpus Christi Police Department, The Purple Door, The Boys and Girls Club, Texas A&M Corpus Christi Foundation, Mission of Mercy, Corpus Christi Family Counseling Services, Coastal Bend Council of Governments, Bay Area Citizen's Against Lawsuit Abuse and Metro Ministries.

III. Additional Services Provided by CCMC (continued)

- ◆ **Education and Outreach:** CCMC educates the community about health related topics through social media, news media outlets, in-person speaking engagements, and seminars. Our education efforts also include: online joint replacement and bariatric surgery seminars, behavioral health seminars and childbirth education classes.
- ◆ **Partnerships and Community Support:** Community service is a foundational part of who we are as an organization and a reflection of CCMC's commitment to building a healthy community. CCMC colleagues volunteer in the community at various events and hold various leadership positions of support to the following nonprofit organizations: Leadership Corpus Christi, Ronald McDonald House, The American Heart Association, The Coastal Bend Food Bank, Corpus Christi Regional Economic Development Corporation, City of CC Island Strategic Action Committee, Aransas County Partnership EDC, Coastal Bend Regional Advisory Council and West Oso Advisory Council.
- ◆ **COVID-19 Response:** At CCMC, we continue to support and care for patients during the COVID-19 pandemic. CCMC has responded to the crisis in our community by; 1) increasing bed capacity, 2) continually refining testing strategies to reduce the turnaround time, 3) partnering with our physicians on the appropriate clinical strategies, 4) securing additional nursing and physician resources to aid in the care of our patients, 5) continually refining our procedures/policies to comply with local, state and federal guidelines and 6) coordinating with local emergency management personnel on all reporting and response efforts. CCMC has treated over 3,000 COVID positive patients in 2022 and over 12,000 since the beginning of the pandemic.

Summary of Community Benefits Provided By:

Driscoll Children's Hospital

Quarter Ending September 30th, 2022

- Driscoll Children's Hospital recognizes the need to provide emergency services to all residents of its community, including low-income and needy patients, and provides these services regardless of a patient's ability to pay. Approximately 81.49% of all visits to Driscoll's emergency departments are made by charity, self-pay, or Medicaid patients.
- Driscoll recognizes that the state infant mortality rate exceeds 5% each year and the hospital is focused on reducing this rate by providing the latest in medical technology and specialized care to newborns across the region. Over 79.82% of neonatal intensive care services are to charity, self-pay, or Medicaid patients.
- Patients requiring psychiatric services are often one of the most under-served populations in a community, and Driscoll strives to ensure that these patients receive appropriate care. Approximately 73.15% of the primary diagnosis behavioral services Driscoll offers in its facilities are provided to charity, self-pay, and Medicaid patients.
- Dedicated to our continued effort to improve the community's access to pediatric physician specialists, Driscoll recruited specialists in Pulmonology, Endocrinology, Critical Care Intensivist, Anesthesiology, Int Cardiac Critical Care, Nephrology and Maternal Fetal Medicine. Driscoll also credentialed these pediatric physicians to the medical staff of its hospital. These physicians began practicing within the hospital and physician groups during the 3rd Quarter of 2022.
- Driscoll continues to provide a variety of health services to Nueces and surrounding counties to meet the needs of the underserved community:
 - These programs include but are not limited to: Community Health Fairs, health education, physician education, and therapy camps. These activities represent a community benefit of approximately \$73,176.
 - The Driscoll transport program provides emergency transports services via ambulance and air transport. Most of the children transported would not otherwise have had the means to access the service. From July 2022 through Sept 2022, there were 493 transports.

Nueces County Hospital District
 County Health Care Department Expenditures
 Cash Disbursements Relating to
 Fiscal Year 2022

	Oct	Nov	Dec	Jan	Feb	Mar	Apr	May	Jun	Jul	Aug	Sep	Oct+	Fiscal 2022 YTD	Budget 2022	Balance
Intergovernmental Transfers																
Health Dept - County - IGT	0.00	0.00	0.00	76,662.34	0.00	0.00	0.00	0.00	0.00	0.00	0.00	0.00		76,662.34	887,000.00	810,337.66
County Healthcare Services																
Health Dept - County	0.00	0.00	0.00	0.00	0.00	0.00	0.00	0.00	0.00	0.00	0.00	182,041.52	1,320,372.78	1,502,414.30	942,300.00	(560,114.30)
Emergency Medical Services	0.00	0.00	0.00	127,200.00	0.00	0.00	120,300.00	0.00	0.00	113,400.00	0.00	0.00		360,900.00	550,000.00	189,100.00
NC MHID - Fund Matching	0.00	0.00	242,283.00	0.00	0.00	242,283.00	0.00	0.00	242,282.00	0.00	0.00	0.00	242,281.00	969,129.00	969,129.00	0.00
NC MHID - Jail Programs	0.00	0.00	174,265.51	120,600.82	151,341.38	252,573.50	236,807.76	133,189.72	257,018.81	187,338.20	142,162.75	119,524.55	407,824.81	2,182,647.81	3,510,801.00	1,328,153.19
Mental Healthcare Services Dept	134.48	214.02	0.00	0.00	71,439.23	277.05	1,000.00	0.00	0.00	145,274.10	2,309.19	25,250.00	80,865.18	326,763.25	570,000.00	243,236.75
Juvenile Center - Lab	1,474.67	1,651.74	1,514.95	1,134.27	1,758.93	1,897.55	1,936.09	1,632.38	2,454.12	1,825.46	1,793.44	2,474.69		21,548.29	407,000.00	
Juvenile Center - Doctors	13,334.40	23,070.35	17,982.20	17,141.35	20,756.24	29,758.95	23,298.36	53,889.33	55,573.52	45,985.37	32,966.93	28,380.03		362,137.03		
Juvenile Center - Pharmacy	583.97	1,256.12	669.67	587.05	66.33	2,223.01	31.92	2,102.91	4,012.69	616.29	3,279.83	1,281.27		16,711.06		
Juvenile Center - Other	435.80	1,970.46	124.48	289.48	912.60	561.82	1,228.96	180.00	180.00	476.03	90.00	153.99		6,603.62		
Subtotal	15,828.84	27,948.67	20,291.30	19,152.15	23,494.10	34,441.33	26,495.33	57,804.62	62,220.33	48,903.15	38,130.20	32,289.98	0.00	407,000.00	407,000.00	0.00
Nueces County Jail Services	353,224.55	370,829.92	353,224.55	357,129.95	353,224.55	353,224.55	353,224.55	369,677.20	393,063.88	369,169.88	359,697.98	353,224.55	19,530.74	4,358,446.85	4,408,695.00	50,248.15
Cenikor	0.00	0.00	0.00	0.00	0.00	0.00	0.00	0.00	0.00	0.00	0.00	0.00		0.00	60,000.00	60,000.00
Council on Alcohol & Drug Abuse	0.00	0.00	0.00	0.00	0.00	0.00	0.00	0.00	0.00	0.00	0.00	0.00		0.00	50,000.00	50,000.00
Diabetes Program - County	0.00	0.00	0.00	88.64	0.00	0.00	0.00	0.00	0.00	15,098.86	0.00	0.00	29,057.16	44,244.66	50,000.00	5,755.34
County Public Health Grants	0.00	0.00	0.00	0.00	0.00	0.00	0.00	0.00	0.00	0.00	0.00	0.00		0.00	170,000.00	170,000.00
Totals	369,187.87	398,992.61	790,064.36	700,833.90	599,499.26	882,799.43	737,827.64	560,671.54	954,585.02	879,184.19	542,300.12	712,330.60	2,099,931.67	10,228,208.21	12,574,925.00	2,346,716.79

**Nueces County Hospital District
Imputed Claims Experience for Calendar Year 2022
As if Adjudicated January 1, 2022 through October 31, 2022**

Service	Claims	Billed	Contract Amt.	Co Insurance	Net
ER	3,201	18,496,701	2,250,024	97,764	2,152,260
ASU	609	10,389,033	941,397	46,401	894,996
Clinic	11,710	9,088,504	2,494,867	106,703	2,388,164
Obs	152	4,578,838	1,036,770	36,501	1,000,269
OP	8,341	36,362,992	8,900,557	395,836	8,504,721
Subtotal	24,013	78,916,068	15,623,615	683,205	14,940,410
IP	517	36,117,949	5,105,490	175,667	4,929,823
SNF	-	-	-	-	-
RX	97,972	37,078,971	14,217,398	416,027	13,801,371
Physician	39,171	13,645,323	4,166,535	140,403	4,026,132
Total	161,673	165,758,311	39,113,038	1,415,302	37,697,736

NOTE:

The Revised and Restated Indigent Care Agreement was terminated effective September 30, 2012. After that date, the District no longer makes payment to CHRISTUS Spohn for providing health care services to the Nueces Aid Indigent population. Under the terms of the Membership Agreement amended and restated effective November 18, 2015, CHRISTUS Spohn has committed to continue to provide health care services to the Nueces Aid Indigent population and, and at the request of the District, continues to submit informational claims to the District to permit the District to monitor the volume of health care services furnished to the Nueces Aid Indigent population.

Nueces County Hospital District
 Spohn Corporate Member Revenue Analysis
 Fiscal Year 2023

Member Revenue % 7.0%

	October	November	December	January	February	March	April	May	June	July	August	September	Totals
<u>Membership Revenue Deposits</u>													
Week 1	432,839.19	611,792.22											1,044,631.41
Week 2	554,299.98												554,299.98
Week 3	601,467.77												601,467.77
Week 4	528,903.71												528,903.71
Week 5													0.00
Subtotal	2,117,510.65	611,792.22	0.00	0.00	0.00	0.00	0.00	0.00	0.00	0.00	0.00	0.00	2,729,302.87

Bank of America, N.A.
135 S. LaSalle Street, Suite 1840 Chicago, IL 60603

PAGE 1 OF 4

received
11/08/22

0037503

TEMP-RETURN SERVICE REQUESTED

MB 01 001116 54697 H 4 A



NUECES COUNTY HOSPITAL DISTRICT
ATTN: JONNY HIPP
555 NORTH CARANCAHUA ST. SUITE 950
CORPUS CHRISTI TX 78401-0835

Account Number

Statement Period 10/01/2022 through 10/31/2022

Account Title CHRISTUS SPOHN HEALTH SYSTEM CORP /
NUECES COUNTY HOSPITAL DISTRICT
CHRISTUS SPOHN / NUECES CNTY ESCROW

ADMINISTRATIVE OFFICER 13129923272	GCAS CLIENT SERVICE. GCAS_AMRS_ESCROW_CLIENT_SERVIC E@BOFA.COM
ALTERNATE CONTACT 13129923272	CLIENT SERVICE. GCAS_AMRS_ESCROW_CLIENT_SERVIC E@BOFA.COM

This is intended solely for the user of the intended recipient(s) and may contain information that is privileged, confidential or proprietary. If you are not an intended recipient, then please delete and destroy all copies and attachments, and be advised that any review or dissemination of, or undertaking of any action in reliance on, the information contained in or attached to this message is prohibited. In case of any discrepancy, please contact your client account manager immediately.

For further information about the compensation provided by the FSCS, refer to the FSCS website at www.FSCS.org.uk

PARTICIPATING PORTFOLIOS

PORTFOLIO NUMBER	PORTFOLIO NAME
	CHRISTUS SPOHN / NUECES CNTY ESCROW

PARTICIPATING PORTFOLIOS

PORTFOLIO NUMBER	PORTFOLIO NAME
------------------	----------------

CASH AND EQUIVALENTS

8,637,816.98	BLACKROCK TREASURY TRUST - CASH MANAGEMENT 0012	8,637,816.98	8,637,816.98	224,429.14
TOTAL CASH AND EQUIVALENTS		8,637,816.98	8,637,816.98	224,429.14

TRANSACTION SUMMARY

DESCRIPTION	INCOME CASH	PRINCIPAL CASH	COST
BEGINNING BALANCE	0.00	0.00	8,625,423.18
DIVIDENDS	0.00	0.00	0.00
INTEREST	0.00	12,393.80	0.00
OTHER INCOME	0.00	0.00	0.00
RECEIPTS & DEPOSITS	0.00	0.00	0.00
SALES & DISPOSITIONS	0.00	0.00	0.00
INTRA ACCOUNT TRANSFERS	0.00	0.00	0.00
DISTRIBUTIONS & WITHDRAWALS	0.00	0.00	0.00
PURCHASES & ACQUISITIONS	0.00	-12,393.80	12,393.80
FEES & EXPENSES	0.00	0.00	0.00
MISCELLANEOUS	0.00	0.00	0.00
ENDING BALANCE	0.00	0.00	8,637,816.98

TRANSACTION DETAIL

DATE	DESCRIPTION	INCOME CASH	PRINCIPAL CASH	COST
	BEGINNING BALANCE	0.00	0.00	8,625,423.18
10/03/22	INTEREST PAYMENT PAYABLE 10/01/22 BLACKROCK TREASURY TRUST - CASH MANAGEMENT 0012		12,393.80	

Please visit the web address <https://business.bofa.com/en-us/content/qcas-client-disclaimer.html> for important legal information and regulatory disclosures regarding this statement or report.

TRANSACTION DETAIL *(continued)*

DATE	DESCRIPTION	INCOME CASH	PRINCIPAL CASH	COST
10/03/22	SWEEP PURCHASE 12,393.8 SHARES TRADE 10/03/22 BLACKROCK TREASURY TRUST - CASH MANAGEMENT 0012		-12,393.80	12,393.80
	ENDING BALANCE	0.00	0.00	8,637,816.98

Please visit the web address <https://business.bofa.com/en-us/content/gcas-client-disclaimer.html> for important legal information and regulatory disclosures regarding this statement or report.

You are solely responsible for making, and the content of, any required filings with any state or government agency, any self-regulatory organization or exchange and for the accuracy of the information contained therein. Bank of America does not act as a tax agent. Bank of America does not render any opinion or provide advice regarding legal, compliance, accounting, regulatory or tax matters and it is your responsibility to seek such legal, compliance, accounting, regulatory or tax advice as you deem necessary. The information is not intended or written to be used, and cannot be used or relied upon for the purpose of avoiding tax penalties.

Please note the important regulatory disclosures which are accessible at the following website:

<https://business.bofa.com/en-us/content/gcas-client-disclaimer.html>,

This website address appears at the foot of your reports and statements for your convenience.

Cash Sweep Clients

With respect to any "cash sweep vehicle", if applicable, Money Market Funds and Mutual Funds are not deposits within the meaning of the Federal Deposit Insurance Act (12 U.S.C. 1813 (f)), are not insured or guaranteed by the U.S. Government, the FDIC or any other government agency, are not insured, endorsed or guaranteed by Bank of America, are not obligations of Bank of America, and involve investment risk, including possible loss of principal. If a receiver were appointed for Bank of America, the client would have an ownership interest in the shares of the Money Market Fund or the Mutual Fund that Bank of America purchased on behalf of the client.

Nueces County Hospital District
 Nueces LPPF Activity
 Fiscal Year 2023

	October	November	December	January	February	March	April	May	June	July	August	September	Totals
Beginning Balan	21,552,873.57	42,028,688.29	42,028,688.29	42,028,688.29	42,028,688.29	42,028,688.29	42,028,688.29	42,028,688.29	42,028,688.29	42,028,688.29	42,028,688.29	42,028,688.29	21,552,873.57
<u>Deposits</u>													
Christus Spohn	8,593,003.25												8,593,003.25
CCMC	5,715,374.00												5,715,374.00
CC Rehab	261,256.50												261,256.50
Driscoll	4,689,720.50												4,689,720.50
PAM Specialty	341,892.50												341,892.50
PAM Rehab	340,715.25												340,715.25
S. TX Surgical	604,730.50												604,730.50
Subtotal	20,546,692.50	0.00	0.00	0.00	0.00	0.00	0.00	0.00	0.00	0.00	0.00	0.00	20,546,692.50
Interest	79,122.22												79,122.22
Transfers In													0.00
Total Deposits	20,625,814.72	0.00	0.00	0.00	0.00	0.00	0.00	0.00	0.00	0.00	0.00	0.00	20,625,814.72
<u>Inter-Governmental Transfers</u>													
UC													0.00
DSRIP													0.00
CHIRP													0.00
TIPPS													0.00
DSH													0.00
UHRIP													0.00
Total IGT's	0.00	0.00	0.00	0.00	0.00	0.00	0.00	0.00	0.00	0.00	0.00	0.00	0.00
Transfers Out	(150,000.00)												(150,000.00)
Bank Fees													0.00
Ending Balance	42,028,688.29	42,028,688.29	42,028,688.29	42,028,688.29	42,028,688.29	42,028,688.29	42,028,688.29	42,028,688.29	42,028,688.29	42,028,688.29	42,028,688.29	42,028,688.29	42,028,688.29

Nueces County Hospital District
 Medicaid Payment Programs/Directed Payment Programs
 Estimated Provider Payments & IGT History
 FY2012 to Present

Provider	DSRIP	UC	DSH	UHRIP	NAIP	CHIRP	TIPPS	TOTALS	
Christus Spohn - Corpus Christi	393,130,704	471,814,667	232,873,341	55,407,073	116,122,341	43,015,169	2,610,423	1,314,973,717	51%
Christus Spohn Rural (Alice/Beeville/Kleberg)	48,398,858	182,794,947	0	14,881,126	0	10,399,451	0	256,474,381	10%
Corpus Christi Medical Center	121,850,134	139,171,092	0	47,953,129	0	62,724,121	0	371,698,476	14%
Driscoll Childrens Hospital	314,313,359	19,845,863	0	0	0	198,747,599	479,717	533,386,538	21%
Detar Hospital	24,949,804	47,723,156	0	15,297,365	0	0	0	87,970,325	3%
North Bay General Hospital	0	0	0	503,238	0	0	0	503,238	0%
South Texas Surgical Hospital	0	0	0	902,639	0	0	0	902,639	0%
Corpus Chrisit Rehab Hospital	0	0	0	296,670	0	0	0	296,670	0%
PAM Specialty Hospital	0	0	0	1,330	0	0	0	1,330	0%
PAM Rehab Hospital	0	0	0	147,501	0	0	0	147,501	0%
Nueces County Health Dept	20,067,084	0	0	0	0	0	0	20,067,084	1%
TOTALS	922,709,943	861,349,724	232,873,341	135,390,071	116,122,341	314,886,339	3,090,140	2,586,421,899	100%

* Estimated Receipts for Entities (IGT + FMAP), Subject to HHSC Review and Administrative Fees

IGT Source	DSRIP	UC	DSH	UHRIP	NAIP	CHIRP	TIPPS	TOTALS
Nueces County Hospital District	337,517,127	303,167,058	82,604,961	59,112,085	45,609,534	0	0	828,010,764
Nueces LPPF	27,730,176	36,265,904	7,478,253	0	0	115,893,500	1,304,880	188,672,713
TOTALS	365,247,303	339,432,962	90,083,214	59,112,085	45,609,534	115,893,500	1,304,880	1,016,683,478

Nueces County Hospital District
Combined Balance Sheet - All Fund Types & Account Groups
 As of 09/30/2022
 (In Whole Numbers)

UNAUDITED

	General Fund	Special Revenue Fund	Trust Fund	General Fixed Assets	General Long Term Debt	TOTAL
Assets						
Cash & Cash Equivalents	45,403,361 *	17,725,474	68,172	0	0	63,197,007
Investments	0	37,073,947	0	0	0	37,073,947
Accrued Interest	2,037	81,950	159	0	0	84,146
Taxes Receivable, Net of Allowance	3,651,320	0	0	0	0	3,651,320
Other Receivables	17,005	0	0	0	0	17,005
Due from Other Funds	4,025	0	0	0	0	4,025
Prepaid Expenditures	179,690	0	0	0	0	179,690
Restricted Cash & Cash Equivalents - LPPF	21,552,874	0	0	0	0	21,552,874
Fixed Assets	0	0	0	32,162,270	0	32,162,270
Amt to be Provided for Retirement of LT Debt	0	0	0	0	65,503	65,503
Total Assets	70,810,312	54,881,371	68,331	32,162,270	65,503	157,987,788
Liabilities						
Accounts Payable	3,299,625	0	0	0	0	3,299,625
Accrued Payroll & Related Liabilities	256,070	0	0	0	0	256,070
Intergovernmental Transfer Obligations	21,552,874	0	0	0	0	21,552,874
Due to Other Funds	0	0	4,025	0	0	4,025
Deferred Revenue	3,651,320	0	0	0	0	3,651,320
Long Term Paid Time Off	0	0	0	0	65,503	65,503
Total Liabilities	28,759,889	0	4,025	0	65,503	28,829,417
Fund Equity						
Fund Balance	33,439,448	0	64,306	32,162,270	0	65,666,024
Committed to:						
Intergovernmental Transfers	8,610,976	0	0	0	0	8,610,976
Indigent Care	0	54,880,624	0	0	0	54,880,624
Assigned to County Health Care	0	747	0	0	0	747
Total Fund Equity	42,050,423	54,881,371	64,306	32,162,270	0	129,158,370
Total Liabilities & Fund Equity	70,810,312	54,881,371	68,331	32,162,270	65,503	157,987,788

* General Fund Cash & Equivalents balance includes \$8,610,976 in committed funds.

Nueces County Hospital District
 Statement of Revenues and Expenditures - All Governmental and Trust Funds
 General Fund
 From 9/1/2022 Through 9/30/2022
 (In Whole Numbers)

	Current Period Actual	Current Year Actual
Revenues		
Taxes	75,541	37,418,114
Penalties & Interest - Taxes	19,744	343,600
Spohn Corporate Member Revenue	1,173,255	12,270,012
Investment Income	91,910	341,147
Other Income	17,030	304,064
Total Revenues	1,377,480	50,676,936
Current Expenditures		
Intergovernmental Transfers	508,612	40,210,253
County Healthcare Funding	1,582,334	10,037,353
Salaries	101,885	1,236,043
Benefits	37,483	614,704
Legal & Professional Fees	28,223	349,989
Purchased Services	73,039	1,187,426
Supplies & Materials	1,712	15,876
Rent & Leases	13,106	147,691
Repairs & Maintenance	0	2,430
Utilities	5,415	42,398
Insurance	1,901	22,883
Administrative & General	4,172	55,965
Capital Outlay	4,200	6,701
Total Current Expenditures	2,362,083	53,929,712
Excess of Revenues Over Expenditures Before Sources/Uses	(984,603)	(3,252,775)
Other Financing Sources & Uses		
Operating Transfers In	0	(667,000)
Total Other Financing Sources & Uses	0	(667,000)
Excess of Revenues Over Expenditures After Sources & Uses	(984,603)	(2,585,775)
Fund Balance, Beginning of Year	44,636,198	44,636,198
FUND BALANCE, END OF YEAR	42,050,423	42,050,423

Nueces County Hospital District
Statement of Revenues and Expenditures - All Governmental and Trust Funds
Special Revenue Fund
From 9/1/2022 Through 9/30/2022
(In Whole Numbers)

	<u>Current Period Actual</u>	<u>Current Year Actual</u>
Revenues		
Investment Income	(1,864,228)	(1,580,750)
Tobacco Settlement Proceeds	<u>0</u>	<u>666,491</u>
Total Revenues	<u>(1,864,228)</u>	<u>(914,259)</u>
Excess of Revenues Over Expenditures Before Sources/Uses	<u>(1,864,228)</u>	<u>(914,259)</u>
Other Financing Sources & Uses		
Operating Transfers Out	<u>0</u>	<u>667,000</u>
Total Other Financing Sources & Uses	<u>0</u>	<u>667,000</u>
Excess of Revenues Over Expenditures After Sources & Uses	<u>(1,864,228)</u>	<u>(1,581,259)</u>
Fund Balance, Beginning of Year		56,462,630
FUND BALANCE, END OF YEAR		<u><u>54,881,371</u></u>

Nueces County Hospital District
Statement of Revenues and Expenditures - All Governmental and Trust Funds
Trust Fund
From 9/1/2022 Through 9/30/2022
(In Whole Numbers)

	Current Period Actual	Current Year Actual
Revenues		
Investment Income	159	595
Total Revenues	159	595
Current Expenditures		
Benefits	4,025	22,103
Administrative & General	40	1,455
Total Current Expenditures	4,065	23,559
Excess of Revenues Over Expenditures Before Sources/Uses	(3,906)	(22,964)
Excess of Revenues Over Expenditures After Sources & Uses	(3,906)	(22,964)
Fund Balance, Beginning of Year		87,269
FUND BALANCE, END OF YEAR		64,306

Nueces County Hospital District
 Statement of Revenues and Expenditures - Actual v. Budget
 General Fund
 From 9/1/2022 Through 9/30/2022
 (In Whole Numbers)

	Current Period Actual	Current Period Budget	Current Period Budget Variance	Current Year Actual	YTD Budget	YTD Budget Variance
Revenues						
Taxes	75,541	0	75,541	37,418,114	36,780,945	637,169
Penalties & Interest - Taxes	19,744	28,699	(8,955)	343,600	367,809	(24,209)
Spohn Corporate Member Revenue	1,173,255	823,658	349,597	12,270,012	9,883,929	2,386,083
Investment Income	91,910	269	91,641	341,147	3,868	337,279
Other Income	17,030	150,000	(132,970)	304,064	250,000	54,064
Total Revenues	1,377,480	1,002,626	374,854	50,676,936	47,286,551	3,390,385
Current Expenditures						
Intergovernmental Transfers	508,612	934,140	425,528	40,210,253	30,120,513	(10,089,740)
County Healthcare Funding	1,582,334	934,531	(647,803)	10,037,353	11,687,925	1,650,572
Salaries	101,885	118,227	16,342	1,236,043	1,529,940	293,897
Benefits	37,483	59,111	21,628	614,704	738,571	123,867
Legal & Professional Fees	28,223	122,496	94,273	349,989	1,470,500	1,120,511
Purchased Services	73,039	87,287	14,248	1,187,426	1,314,000	126,574
Supplies & Materials	1,712	1,750	38	15,876	21,000	5,124
Rent & Leases	13,106	12,621	(485)	147,691	151,500	3,809
Repairs & Maintenance	0	739	739	2,430	9,000	6,570
Utilities	5,415	4,866	(549)	42,398	58,400	16,002
Insurance	1,901	2,258	357	22,883	27,100	4,218
Administrative & General	4,172	16,620	12,448	55,965	199,600	143,635
Capital Outlay	4,200	0	(4,200)	6,701	163,000	156,299
Extraordinary	0	413	413	0	5,000	5,000
Total Current Expenditures	2,362,083	2,295,059	(67,024)	53,929,712	47,496,049	(6,433,663)
Excess of Revenues Over Expenditures Before Sources/Uses	(984,603)	(1,292,433)	307,830	(3,252,775)	(209,498)	(3,043,277)
Other Financing Sources & Uses						
Operating Transfers In	0	0	0	(667,000)	(550,000)	117,000
Total Other Financing Sources & Uses	0	0	0	(667,000)	(550,000)	117,000
Excess of Revenues Over Expenditures After Sources & Uses	(984,603)	(1,292,433)	307,830	(2,585,775)	340,502	(2,926,277)
Fund Balance, Beginning of Year				44,636,198	0	44,636,198
FUND BALANCE, END OF YEAR				42,050,423	340,502	41,709,921

Nueces County Hospital District
Statement of Revenues and Expenditures - Actual v. Budget
Tobacco Settlement Fund
From 9/1/2022 Through 9/30/2022
(In Whole Numbers)

UNAUDITED

	Current Period Actual	Current Period Budget	Current Period Budget Variance	Current Year Actual	YTD Budget	YTD Budget Variance
Revenues						
Investment Income	2	0	2	419	0	419
Tobacco Settlement Proceeds	0	0	0	666,491	550,000	116,491
Total Revenues	<u>2</u>	<u>0</u>	<u>2</u>	<u>666,910</u>	<u>550,000</u>	<u>116,910</u>
Excess of Revenues Over Expenditures Before Sources/Uses	<u>2</u>	<u>0</u>	<u>2</u>	<u>666,910</u>	<u>550,000</u>	<u>116,910</u>
Other Financing Sources & Uses						
Operating Transfers Out	0	0	0	667,000	550,000	(117,000)
Total Other Financing Sources & Uses	<u>0</u>	<u>0</u>	<u>0</u>	<u>667,000</u>	<u>550,000</u>	<u>(117,000)</u>
Excess of Revenues Over Expenditures After Sources & Uses	<u>2</u>	<u>0</u>	<u>2</u>	<u>(90)</u>	<u>0</u>	<u>(90)</u>
Fund Balance, Beginning of Year				837	0	837
FUND BALANCE, END OF YEAR				<u><u>747</u></u>	<u><u>0</u></u>	<u><u>747</u></u>

Nueces County Hospital District
Statement of Revenues and Expenditures - Actual v. Budget
Indigent Care Fund
From 9/1/2022 Through 9/30/2022
(In Whole Numbers)

UNAUDITED

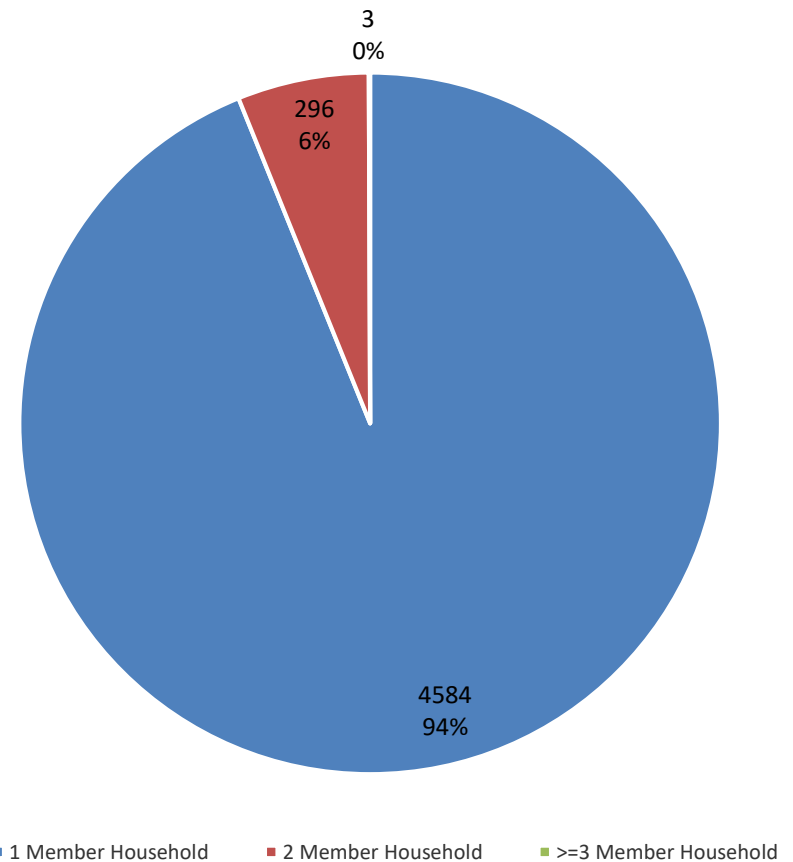
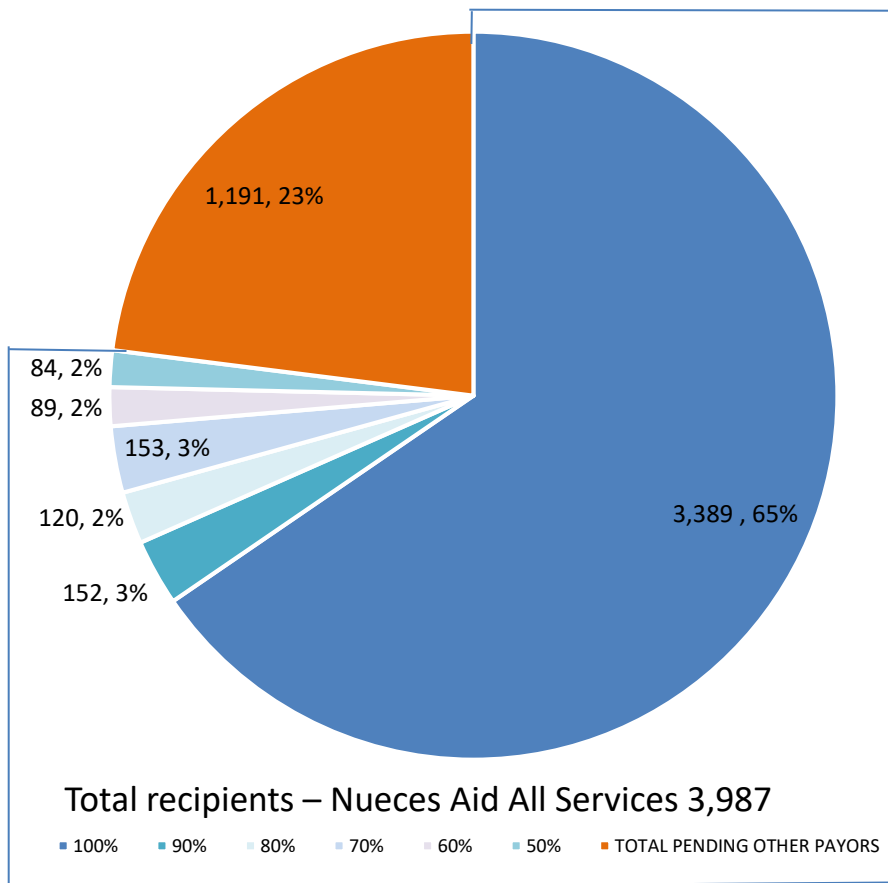
	Current Period Actual	Current Period Budget	Current Period Budget Variance	Current Year Actual	YTD Budget	YTD Budget Variance
Revenues						
Investment Income	(1,864,229)	4,706	(1,868,935)	(1,581,169)	56,456	(1,637,625)
Total Revenues	(1,864,229)	4,706	(1,868,935)	(1,581,169)	56,456	(1,637,625)
Excess of Revenues Over Expenditures Before Sources/Uses	(1,864,229)	4,706	(1,868,935)	(1,581,169)	56,456	(1,637,625)
Excess of Revenues Over Expenditures After Sources & Uses	(1,864,229)	4,706	(1,868,935)	(1,581,169)	56,456	(1,637,625)
Fund Balance, Beginning of Year				56,461,793	0	56,461,793
FUND BALANCE, END OF YEAR				54,880,624	56,456	54,824,168

October 2022

Nueces Aid Program Enrollment

Total Enrolled
5,178

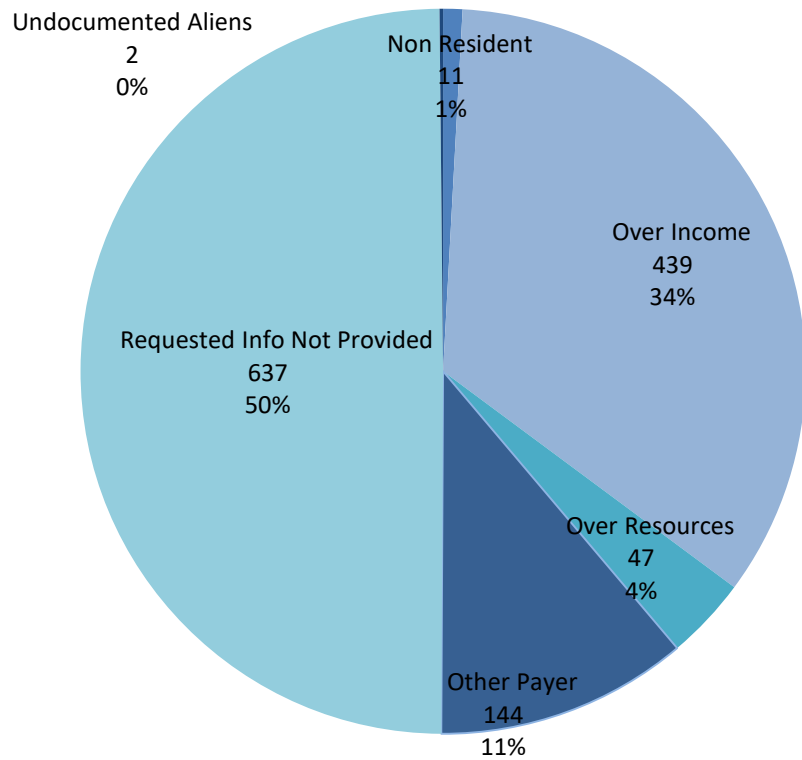
Total Households
4,883



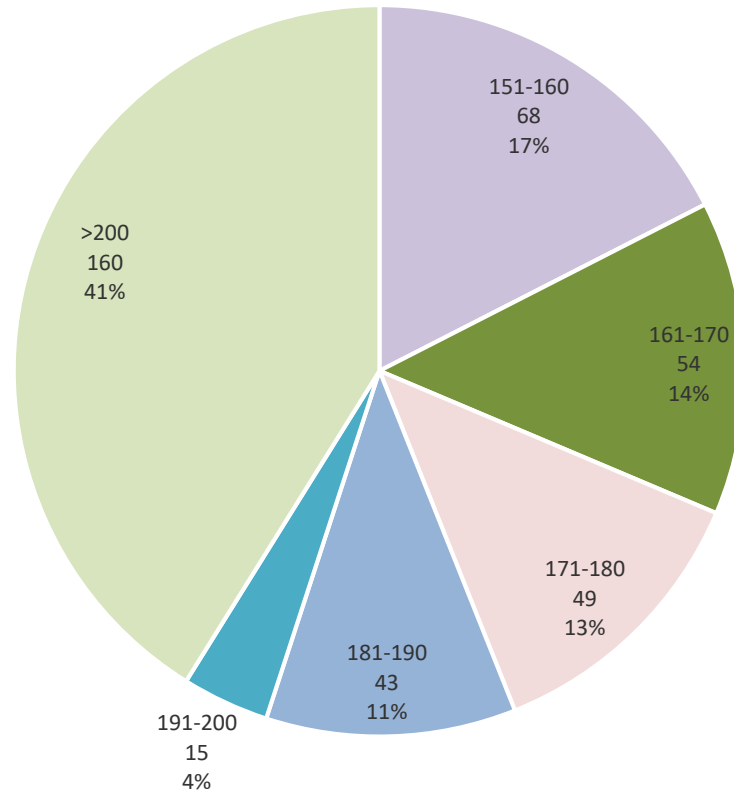
NUECES AID DENIALS

Calendar Year 2022
January-October

Denial Reasons



Comparison of Over Income Case to 2022 HHS Poverty Guidelines



**Nueces Aid Program
Application Processing Summary Calendar Year 2022**

	Jan	Feb	Mar	Apr	May	Jun	Jul	Aug	Sep	Oct	Nov	Dec	YTD 2022	Comments
TOTAL APPLICATIONS	849	838	1,007	884	924	854	876	945	969	849			8,995	
- Approved	725	728	865	747	752	726	746	823	846	757			7,715	
%	85.4%	86.9%	85.9%	84.5%	81.4%	85.0%	85.2%	87.1%	87.3%	89.2%			85.8%	Since FY 1999, the denial rate is based on all denied individuals in the household.
- Denied	124	110	142	137	172	128	130	122	123	92			1,280	
%	14.6%	13.1%	14.1%	15.5%	18.6%	15.0%	14.8%	12.9%	12.7%	10.8%			14.2%	
APPROVALS BY PLAN TYPE														
NUECES AID - All Services														
100%	511	540	612	530	503	497	519	576	602	510			5,400	
%	70.5%	74.2%	70.8%	71.0%	66.9%	68.5%	69.6%	70.0%	71.2%	67.4%			70.0%	
90%	18	19	22	18	26	18	35	23	21	22			222	
%	2.5%	2.6%	2.5%	2.4%	3.5%	2.5%	4.7%	2.8%	2.5%	2.9%			2.9%	
80%	17	18	25	17	19	13	23	19	16	22			189	
%	2.3%	2.5%	2.9%	2.3%	2.5%	1.8%	3.1%	2.3%	1.9%	2.9%			2.4%	
70%	17	15	30	27	22	25	18	24	25	32			235	The percentage of approvals by plan option is calculated by dividing the number for each plan option by the total number of approved applications.
%	2.3%	2.1%	3.5%	3.6%	2.9%	3.4%	2.4%	2.9%	3.0%	4.2%			3.0%	
60%	13	8	16	12	14	18	10	14	16	18			139	
%	1.8%	1.1%	1.8%	1.6%	1.9%	2.5%	1.3%	1.7%	1.9%	2.4%			1.8%	
50%	11	11	15	16	13	12	15	11	20	8			132	
%	1.5%	1.5%	1.7%	2.1%	1.7%	1.7%	2.0%	1.3%	2.4%	1.1%			1.7%	
TOTAL	587	611	720	620	597	583	620	667	700	612			6,317	
%	81.0%	83.9%	83.2%	83.0%	79.4%	80.3%	83.1%	81.0%	82.7%	80.8%			81.9%	
HOUSEHOLDS BY SIZE - APPROVED														
1 Member Household	628	656	739	663	664	647	637	719	755	672			6,780	The percentage for each size household is calculated by dividing the number of households in the category by the total number of approved households.
%	92.8%	94.8%	92.0%	94.0%	93.8%	94.2%	92.1%	93.3%	94.1%	93.9%			93.5%	
2 Member Household	48	36	63	42	44	39	55	52	46	42			467	
%	7.1%	5.2%	7.8%	6.0%	6.2%	5.7%	7.9%	6.7%	5.7%	5.9%			6.4%	
3 or > Member Household	1	0	1	0	0	1	0	0	1	2			6	Households pending other payors are not included.
%	0.1%	0.0%	0.1%	0.0%	0.0%	0.1%	0.0%	0.0%	0.1%	0.3%			0.1%	
TOTAL HOUSEHOLDS APPROVED	677	692	803	705	708	687	692	771	802	716			7,253	

**Nueces Aid Program
Application Processing Summary Calendar Year 2022**

	Jan	Feb	Mar	Apr	May	Jun	Jul	Aug	Sep	Oct	Nov	Dec	YTD 2022	Comments
NCHD DENIALS - Reasons for Denials														
Non Resident	0	0	4	2	3	0	2	0	0	0			11	The percentage for each denial reason is calculated by dividing the number of individuals for each reason by the total number of individuals denied.
%	0.0%	0.0%	2.8%	1.5%	1.7%	0.0%	1.5%	0.0%	0.0%	0.0%			0.9%	
Over Income	46	37	46	46	48	57	43	43	40	33			439	
%	37.1%	33.6%	32.4%	33.6%	27.9%	44.5%	33.1%	35.2%	32.5%	35.9%			34.3%	
Over Resources	9	4	12	6	4	3	3	3	1	2			47	
%	7.3%	3.6%	8.5%	4.4%	2.3%	2.3%	2.3%	2.5%	0.8%	2.2%			3.7%	
Other Payer	18	13	22	14	13	11	19	18	8	8			144	
%	14.5%	11.8%	15.5%	10.2%	7.6%	8.6%	14.6%	14.8%	6.5%	8.7%			11.3%	
Requested Info Not Provided	51	56	58	69	103	57	63	58	73	49			637	
%	41.1%	50.9%	40.8%	50.4%	59.9%	44.5%	48.5%	47.5%	59.3%	53.3%			49.8%	
Undocumented Aliens	0	0	0	0	1	0	0	0	1	0			2	Note: UA code eff 08/01/01
%	0.0%	0.0%	0.0%	0.0%	0.6%	0.0%	0.0%	0.0%	0.8%	0.0%			0.2%	
TOTAL DENIALS	124	110	142	137	172	128	130	122	123	92			1,280	
HOUSEHOLDS BY SIZE - DENIED														
1 Member Household	85	90	121	115	133	94	100	103	90	76			1007	The denial percentage for each size household is calculated by dividing the number for each household size by the total number of denied households.
%	79.4%	90.0%	91.7%	91.3%	86.4%	84.7%	87.0%	91.2%	84.1%	90.5%			87.6%	
2 Member Household	18	10	11	11	19	17	15	9	17	8			135	
%	16.8%	10.0%	8.3%	8.7%	12.3%	15.3%	13.0%	8.0%	15.9%	9.5%			11.7%	
3 or > Member Household	4	0	0	0	2	0	0	1	0	0			7	Households pending other payors are not included.
%	3.7%	0.0%	0.0%	0.0%	1.3%	0.0%	0.0%	0.9%	0.0%	0.0%			0.6%	
TOTAL HOUSEHOLDS DENIED	107	100	132	126	154	111	115	113	107	84			1,149	
PENDING APPLICATIONS														
Pending documentation	95	83	123	136	89	101	92	119	74	96			101	The YTD number for incomplete applications is the average of the monthly incomplete applications.
TANF	19	10	30	14	22	20	14	23	20	14			14	
SSI-SSID	64	57	45	63	46	46	49	63	61	74			74	
Other Payor	55	40	70	50	87	77	63	70	65	57			57	

**NCHD
Eligibility History**

	Jan	Feb	Mar	Apr	May	Jun	July	Aug	Sep	Oct	Nov	Dec	CY Total	Avg
2017														
NCHD	6,018	5,963	5,969	5,961	5,966	5,951	5,905	5,798	5,769	5,789	5,696	5,593	70,378	5,865
Pend	1,333	1,332	1,303	1,327	1,357	1,382	1,397	1,386	1,404	1,443	1,450	1,431	16,545	1,379
Total	7,351	7,295	7,272	7,288	7,323	7,333	7,302	7,184	7,173	7,232	7,146	7,024	86,923	7,244
% of PY	97%	96%	96%	95%	96%	95%	95%	94%	94%	96%	97%	97%	96%	96%
2018														
NCHD	5,630	5,708	5,674	5,613	5,471	5,481	5,492	5,438	5,396	5,467	5,673	5,235	66,278	5,523
Pend	1,488	1,483	1,398	1,386	1,349	1,336	1,324	1,317	1,337	1,327	1,313	1,270	16,328	1,361
Total	7,118	7,191	7,072	6,999	6,820	6,817	6,816	6,755	6,733	6,794	6,986	6,505	82,606	6,884
% of PY	97%	99%	97%	96%	93%	93%	93%	94%	94%	94%	98%	93%	95%	95%
2019														
NCHD	5,277	5,181	5,075	5,024	4,957	4,961	4,996	4,943	4,970	5,064	4,944	4,821	60,213	5,018
Pend	1,294	1,260	1,289	1,305	1,274	1,281	1,330	1,356	1,339	1,357	1,330	1,277	15,692	1,308
Total	6,571	6,441	6,364	6,329	6,231	6,242	6,326	6,299	6,309	6,421	6,274	6,098	75,905	6,325
% of PY	92%	90%	90%	90%	91%	92%	93%	93%	94%	95%	90%	94%	92%	92%
2020														
NCHD	4,963	4,955	4,903	4,731	5,132	4,698	4,198	3,660	3,260	3,604	3,752	3,868	51,724	4,310
Pend	1,268	1,243	1,218	1,141	1,187	1,106	1,043	968	861	899	923	945	12,802	1,067
Total	6,231	6,198	6,121	5,872	6,319	5,804	5,241	4,628	4,121	4,503	4,675	4,813	64,526	5,377
% of PY	95%	96%	96%	93%	101%	93%	83%	73%	65%	70%	75%	79%	85%	85%
2021														
NCHD	3,806	3,678	3,567	3,521	3,667	3,852	3,953	4,080	4,142	4,091	3,948	3,863	46,168	3,847
Pend	932	921	922	964	981	1,014	1,052	1,028	1,039	1,060	1,070	1,076	12,059	1,005
Total	4,738	4,599	4,489	4,485	4,648	4,866	5,005	5,108	5,181	5,151	5,018	4,939	58,227	4,852
% of PY	76%	74%	73%	76%	74%	84%	95%	110%	126%	114%	107%	103%	90%	90%
2022														
NCHD	3,781	3,711	3,738	3,755	3,805	3,869	3,910	3,945	4,042	3,987			38,543	3,854
Pend	1,093	1,061	1,110	1,113	1,144	1,150	1,147	1,183	1,191	1,191			11,383	1,138
Total	4,874	4,772	4,848	4,868	4,949	5,019	5,057	5,128	5,233	5,178	-	-	49,926	4,993
% of PY	103%	104%	108%	109%	106%	103%	101%	100%	101%	101%	0%	0%	86%	103%



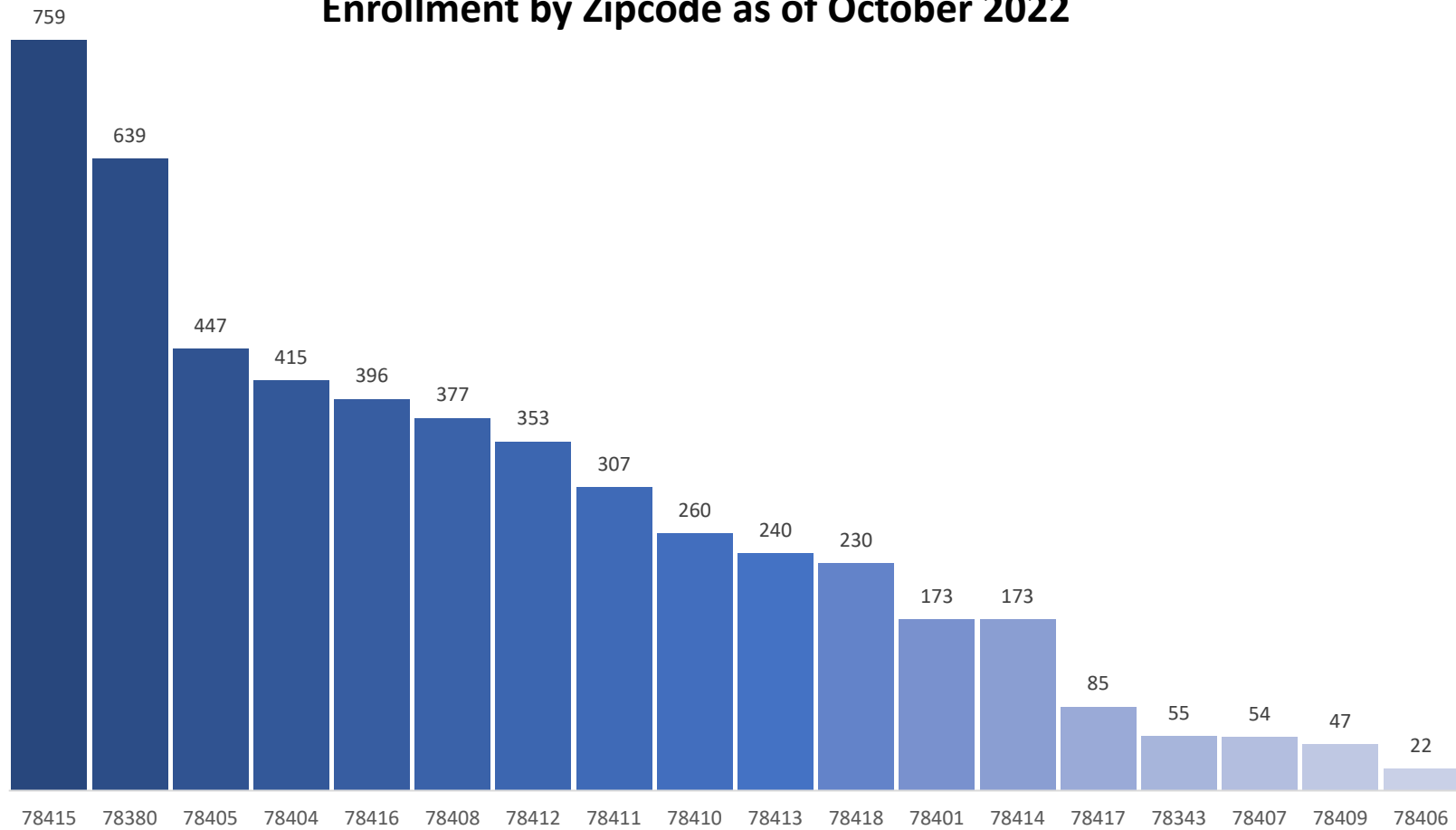
**Annual Comparative Enrollment Report
Calendar Year 2022**

Month	Enrollment		Increase/(Decrease)	
	2022	2021	%	Enrollees
Jan	4,874	4,738	2.87%	136
Feb	4,772	4,599	3.76%	173
Mar	4,848	4,489	8.00%	359
Apr	4,868	4,485	8.54%	383
May	4,949	4,648	6.48%	301
Jun	5,019	4,866	3.14%	153
Jul	5,057	5,005	1.04%	52
Aug	5,128	5,108	0.39%	20
Sep	5,233	5,181	1.00%	52
Oct	5,178	5,151	0.52%	27
Nov				
Dec				



Nueces County Hospital District

Enrollment by Zipcode as of October 2022

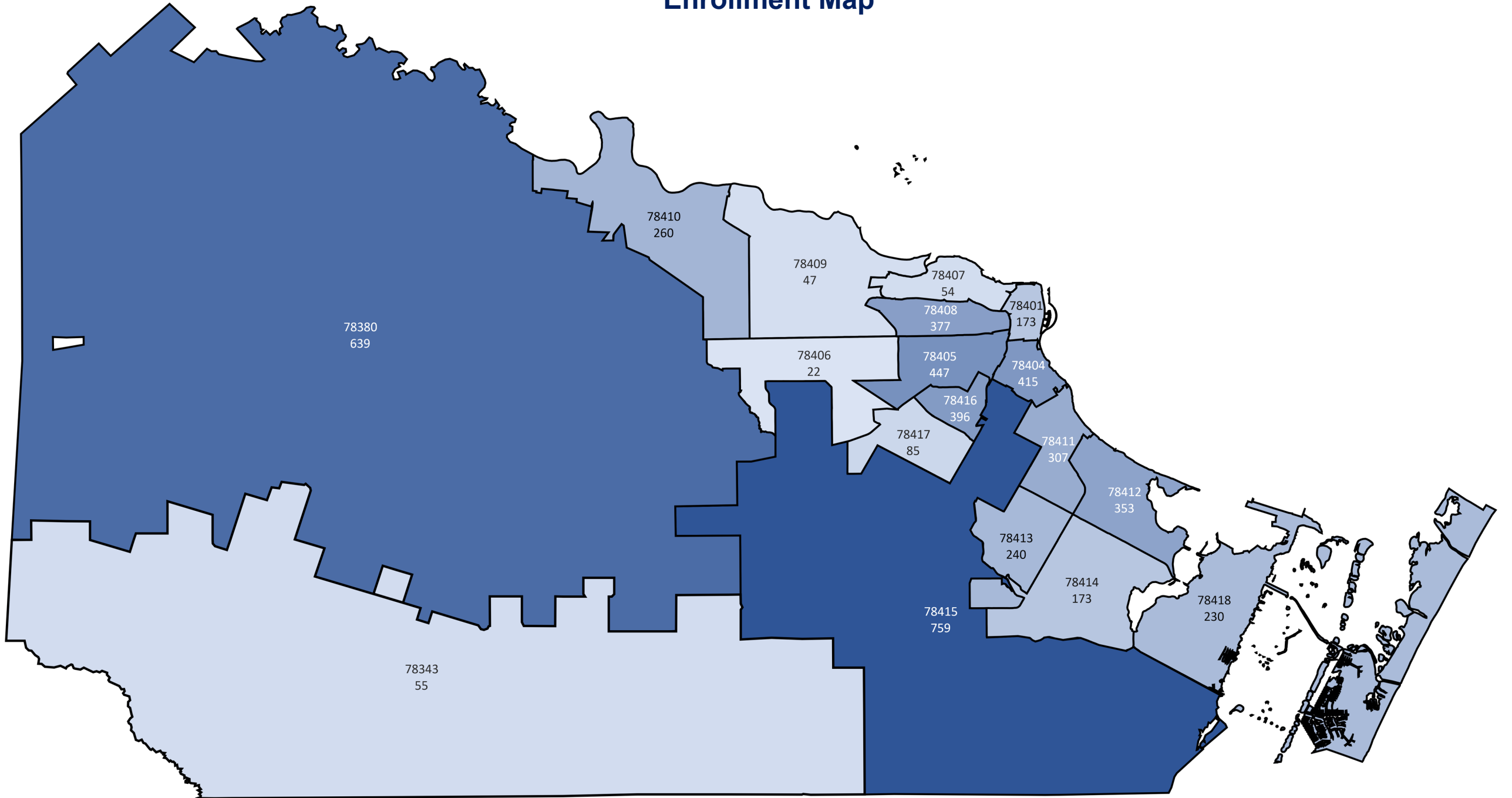


**Nueces County Hospital District
Enrollment by Zip Code
As of 10/31/2022**

Zip Code	Description	Members	% to Total
78415	CC:FM 665 to CR 61 to County Line to Weber & Crosstown	759	15%
78380	Robstown	639	12%
78405	CC:19th to Port Ave to Agnes, includes HPG	447	9%
78404	CC:Six Points	415	8%
78416	CC:Hwy 358 to Old Brownsville to Tarlton to Weber, includes Molina	396	8%
78408	CC:Hwy 358 to Lipan Between I-37 & Agnes	377	7%
78412	CC:Airline to Hwy 358 to Ennis Joslin to Ocean Drive	353	7%
78411	CC:Ocean Drive to So Staples to Hwy 358 to Weber to Kostoryz	307	6%
78410	CC:Annville and Calallen	260	5%
78413	CC:Weber to Holly rd to So Staples to Oso Pkwy	240	5%
78418	CC:Flour Bluff	230	4%
78401	CC:Downtown and Cargo Docks	173	3%
78414	CC:So Staples to Holly Rd to Cayo Del Oso to Oso Creek	173	3%
78417	CC:Old Brownsville to Ayers to Saratoga	85	2%
78343	Bishop + FM 665 to CR 107 W to CR 57E	55	1%
78407	CC: I-37 Up River Rd to South Port Ave to Joe Fulton Corridor	54	1%
78409	CC:Hwy 44 to Up River Rd to Rand Morgan E to Hwy 358	47	1%
78406	CC: Clarkwood and San Juan	22	0%
	Subtotal	5,032	97%
	Total	5,178	



Nueces County Hospital District Enrollment Map



Nueces County Hospital District

88th Texas Legislative Priorities

Draft – November 17, 2022

Local Priorities

L1. Support Establishment of Authority for Individual Commissioners to Appoint Board of Managers Members

Under current statutes, the full local Commissioners Court appoints members to the Nueces County Hospital District's Board of Managers; Commissioners do not have the authority to make individual appointments to the Board.

NCHD Supports:

- [Option 1] Adoption of local statutes allowing for each of the five Commissioners Court members to make an appointment to the Board of Managers and for the full court to make the remaining two appointments.
- [Option 2] Adoption of local statutes allowing Commissioners Court members to rotate making appointments to the Board of Managers.

L2. Support Establishment of Qualifications for Board of Managers Appointments

There are no statutes governing the qualifications of office for individuals to be appointed by Commissioners Court to the Nueces County Hospital District's Board of Managers.

NCHD Supports:

- Adoption of local statutes establishing qualifications for appointment to the Board of Managers. The statutes should provide that Commissioners Court may not appoint a person to the Board if the person is: (1) not a County resident; (2) an employee of the Hospital District; (3) an employee of Nueces County; (4) an employee of any town, municipality, or City located within the District's boundaries; (5) employee of any institutional health care provider located in the District, as such provider is defined in Chapter 298C, Texas Health and Safety Code; and (6) related within the third degree of consanguinity or affinity, as determined under Subchapter B, Chapter 573, Government Code, to a member of the Commissioners Court or to a person described in (1), (2), or (3) above.

L3. Support Issuance of Certificates of Appointment for Board of Managers

Currently, when persons are appointed by Commissioners Court to the Nueces County Hospital District's Board of Managers they receive an appointment letter from the County Judge. Conclusive evidence of an appointment to the Board of Managers should be established.

NCHD Supports:

- Adoption of local statutes providing for conclusive evidence of Commissioners Court's appointment of a person to the Board of Managers. Conclusive evidence of the appointment of a Board of Managers member should state on a Certificate of Appointment the appointee's (1) legal name; (2) physical address; (3) effective date of appointment; (4) term of appointment; (5) ending date of appointment; (6) conditions of the appointment or removal; and (7) Commissioners Court's place number. The Certificate of Appointment should be signed by the entire Commissioners Court, sealed to authenticate the Court's act, and filed with the County Clerk

L4. Support Establishment of Conditions for Board of Manager's Member Removal

There are no statutes governing the removal of individuals appointed to the Nueces County Hospital District's Board of Managers.

NCHD Supports:

- Adoption of local statutes establishing conditions for removal of existing Board of Managers members. The statutes should provide that members of the Board are considered to have resigned the member's position if the member: (1) is absent from all the regularly scheduled Board and Committee meetings that the member is eligible to attend during a 90-day period; (2) is absent from more than half of the regularly scheduled Board and Committee meetings that the member is eligible to attend during a 12-month period; or (3) fails to pay County ad valorem taxes.

L5. Support Expansion of Use of Hospital District Funds to Provide for Capital Projects

Currently, with the approval of Commissioners Court, the Nueces County Hospital District's Board of Managers may use non-tax funds to fund health care services, including public health services, mental health and mental retardation services, emergency medical services, health services provided to persons confined to jail facilities, and for other health related purposes. Additionally, the Hospital District may use funds from any source to fund indigent healthcare and intergovernmental transfers for Medicaid supplemental payment programs. However, the statute does not provide for use of Hospital District funds for capital project purposes.

NCHD Supports:

- Expansion of Section 281.094, Health and Safety Code, to provide for use of any Hospital District funds for (1) acquisition of land, buildings, and equipment; (2) construction and equipping District facilities; and (3) payment of outstanding bond, refunding bonds, and certificates of obligation indebtedness.

L6. Support Identification of State Resources or Local Methods for Services Funded by Hospital District

The Hospital District provides funding for non-indigent health care expenses, including public health, mental health and substance abuse treatment programs, emergency medical services, and health services provided to persons in jail facilities.

NCHD Supports:

- Identification of state resources or local methods which may require voter approval that provide funding for non-indigent health care expenses, including public health, mental health and substance abuse treatment programs, emergency medical services, and health services provided to persons in jail facilities.

L7. No Support of Unfunded or Underfunded Mandates and Policies Contrary to Hospital District and Local Hospital Provider's Interests

Occasionally, unfunded and underfunded mandates and policies contrary to the Hospital District's interests are passed down from higher levels of government to lower levels.

NCHD Does Not Support:

- Unfunded or underfunded mandates.
- Policies contrary to the Hospital District and local hospital provider's interests.

Statewide Priorities

S1. Support Access to Behavioral Health Services

While the 87th Legislature appropriated additional funding for behavioral health services and facilities, timely access to these services continues to be a barrier for some individuals, including children and adolescents.

NCHD Supports:

- Continuing investments in the state’s mental health workforce.
- Ongoing initiatives to increase psychiatric beds, including additional community, forensic, and state hospital beds.
- Maintaining funding to ensure access to inpatient and outpatient behavioral health services.
- Creating proof of concept funding for adult behavioral healthcare resources similar to Child Psychiatry Access Network and Texas Child Health Access Telemedicine.

S2. Safeguard Local Health Care Systems and Public Health Response

Safeguard the ability of hospital districts to meet current, known healthcare needs and to plan for and invest in responsiveness to unexpected needs.

NCHD Supports:

- Upholding the Special Taxing Unit exemption for hospital districts at the current eight percent rollback rate.
- Preserving hospital districts’ current bond and certificate of obligation authority.
- Preserving hospital district’s eminent domain authority.

S3. Safeguard Ability to Use Local Provider Participation Funds (LPPFs)

Safeguard the ability of hospital districts to generate Local Provider Participation Funds (LPPFs) for support of Health and Human Service Commission-sponsored Medicaid supplemental and directed payment programs.

NCHD Supports:

- Preserving the authority of local hospital districts to require Local Provider Participation Funds for intergovernmental transfers from inpatient hospital providers in their jurisdictions to provide matching funds for state-sponsored Medicaid supplemental and directed payment programs.
- Initiatives to increase transparency of sources for funds used for intergovernmental transfers.

S4. Safeguard Trauma Center Funding and Emergency Preparedness

The Texas trauma system provides critical infrastructure to respond to mass casualty events, significant weather events, and pandemics as well as heart attacks, strokes, and other individual accidents and injuries, such as motor vehicle crashes. Level I-designated trauma centers provide the highest level of trauma care, have 24/7 responsiveness and are central to a coordinated, statewide trauma response. Additionally, Level-II-designated trauma centers provide decisive care for all injured patients and offers immediate coverage by many specialists including general surgeons, orthopedic surgeons, neurosurgeons, and critical care.

NCHD Supports:

- Maintaining Texas trauma center funding at last biennium's level, at a minimum, including the trauma, rural, and safety-net hospital add-ons.

S5. Stabilize and Strengthen Care Delivery and Innovation

Ensuring the recovery and long-term stability of local hospital and health system's services, patient care, and community investments. Following three years of COVID-19 response and two years of uncertainty stemming from ongoing negotiations between the state and federal governments and changes in Texas' 1115 waiver and directed payment programs, Texas' hospitals and health systems are restabilizing and operating in a changed healthcare environment. Financing changes, increasing costs, inflationary pressures, ongoing workforce disruptions and shortages, along with the anticipated end of the public health emergency and continuous Medicaid enrollment will shift more Texans into indigent health care systems.

NCHD Supports:

- Preserving state general revenue to ensure stability for the Medicaid program.
- Continuing transparency in Medicaid hospital payments and policies.
- Investing in Medicaid funding to achieve funding parity among hospital types and to target funding for critical safety net system priorities and services.
- Continuing provider-enabled innovation and value-based adaptations to improve access and outcomes, including telehealth/telemedicine, audio only for non-behavioral health services, and the hospital at home program.
- Supporting equity in local financing solutions, such as local provider participation funds to support Medicaid payments.
- Protecting 340B participating hospitals from differential contracting and reimbursement practices by third-party payers.

#

Sample Bill Text

**L5. Support Expansion of Use of District Funds to Provide for
Capital Projects**

A BILL TO BE ENTITLED

AN ACT

relating to use of district funds by the Nueces County Hospital District.

BE IT ENACTED BY THE LEGISLATURE OF THE STATE OF TEXAS:

SECTION 1. Section 281.094, Health and Safety Code, is amended to read as follows:

USE OF ~~CERTAIN~~ FUNDS BY THE NUECES COUNTY HOSPITAL DISTRICT.

(a) With the approval of the Nueces County Commissioners Court, the board of the Nueces County Hospital District may use funds made available to the district from sources other than a tax levy to fund health care services for residents of the district, including public health services, mental health ~~and mental retardation~~ services, emergency medical services, health services provided to persons confined in county-owned jail and juvenile detention facilities, and for other health related purposes.

(b) The board of the Nueces County Hospital District may use funds made available to the district from any source to fund:

(1) indigent health care; ~~and~~

(2) intergovernmental transfers from the district to the state for use as the nonfederal share of Medicaid supplemental payment program or waiver program payments for eligible health care providers located inside or outside the district's boundaries, including, but not limited to, any payments available

through a waiver granted under Section 1115, Social Security Act (42 U.S.C. Section 1315), or other similar payment programs, subject to the limitation prescribed by Subsection (c)-i

(3) acquisition of land, buildings, and equipment for district purposes;

(4) construction and equipping of district facilities;

(5) outstanding indebtedness of bonds, refunding bonds, and certificates of obligation of the district;

(6) operation and maintenance of district facilities;

and

(7) operations of the district.

(c) Neither the funds comprising an intergovernmental transfer described by Subsection (b)(2) nor any federal funds obtained from any such transfer may be used by the board of the Nueces County Hospital District or any entity to expand eligibility for medical assistance (Medicaid) under the Patient Protection and Affordable Care Act (Pub. L. No. 111-148), as amended by the Health Care and Education Reconciliation Act of 2010 (Pub. L. No. 111-152).

(d) The local provider participation funds held by the district pursuant to Chapter 298C, Health and Safety Code, may not be used by the District to fund the provisions of Subsections (a) and (b).

SECTION 2. This Act takes effect immediately if it receives a vote of two-thirds of all the members elected to each house, as provided by Section 39, Article III, Texas Constitution. If this Act does not receive the vote necessary for immediate effect, this Act takes effect September 1, 2023.

Sample Bill Text

S3. Safeguard Ability to Use Local Provider Participation Funds (LPPFs)

By: _____

.B. No. _____

A BILL TO BE ENTITLED

AN ACT

relating to the operation of certain health care provider participation programs in this state.

BE IT ENACTED BY THE LEGISLATURE OF THE STATE OF TEXAS:

SECTION 1. Subtitle D, Title 4, Health and Safety Code, is amended by adding Chapter 300B to read as follows:

CHAPTER 300B. PROVISIONS GENERALLY APPLICABLE TO HEALTH CARE

PROVIDER PARTICIPATION PROGRAMS

Sec. 300B.0001. DEFINITION. In this chapter, "qualifying local government" means a county health care funding district established under Chapter 288, a health care provider participation district created under Chapter 300A, or a county, a municipality, or a hospital district, and to which this chapter applies under Section 300B.0002.

Sec. 300B.0002. APPLICABILITY. (a) This chapter applies only to a qualifying local government that is participating in a health care provider participation program authorized by another chapter of this subtitle.

(b) A qualifying local government may elect to use the provisions of this chapter, only for the health care provider participation program which the qualifying local government

administers, but is not required to do so.

(c) All changes made by a qualifying local government under this chapter, before taking effect, must be approved using the processes established by the specific subchapter of the Texas Health and Safety Code authorizing the qualifying local government's health care provider participation fund to set a mandatory payment rate, including any corresponding local notice and hearing requirements concerning such rate settings.

Sec. 300B.0003. POPULATION REQUIREMENTS. Population references in chapters of the Texas Health and Safety Code that authorized qualifying local governments to create a health care provider participation program refer to the authority to create a health care provider participation program and not the authority to administer and operate a health care provider participation program. If the population of a qualifying local government based on a subsequent federal decennial census exceeds limits in the chapter authorizing the qualifying local government to create a health care provider participation program, the authority of the qualifying local government to continue to administer and operate a previously created health care provider participation program is unchanged.

Sec. 300B.0004. ASSESSMENT BASIS. (a) The governing body of a qualifying local government may require mandatory payments to be assessed against each institutional health care provider located in the qualifying local government on the basis of either:

(1) the mandatory payment basis that is expressly established by the specific subchapter of the Texas Health and Safety Code authorizing the qualifying local government's health care provider participation fund to set a mandatory payment rate; or

(2) any other basis permitted by 42 U.S.C. Section 1396b(w)(3), except that nothing in this section authorizes a bed

tax or any other tax under Texas law.

(b) This section does not otherwise alter or expand the authority of a qualifying local government to assess or use mandatory payments.

(c) The aggregate amount of the mandatory payments required of all paying providers in the qualifying local government's health care provider participation program may not exceed six percent of the aggregate net patient revenue from hospital services provided in the qualifying local government's jurisdiction..

Sec. 300B.0005. ADDITIONAL REPORTING. The governing body of a qualifying local government that is unable to assess mandatory payments in a manner consistent with the requirements of 42 U.S.C. Section 1396b(w) and 42 C.F.R. Section 433.68 using information reported to the governing body by an institutional health care provider may require the institutional health care provider to submit additional information to the governing body if necessary to ensure mandatory payments are assessed in a manner consistent with those requirements.

Sec. 300B.0006. REQUEST FOR CERTAIN RELIEF. (a) The governing body of a qualifying local government may request that the Health and Human Services Commission submit a request to the Centers for Medicare and Medicaid Services for relief under 42 C.F.R. Section 433.72 to assure efficient administration, transparency, and federal compliance.

(b) If the request for relief is granted by the Centers for Medicare and Medicaid Services, the governing body of the qualifying local government may act in compliance with the terms of such relief, notwithstanding provisions of this subtitle or other law that otherwise would require mandatory payments be uniform and broad based.

Sec. 300B.0007. EXTENSION OF EXPIRATION DATE. (a) All references to "2023" are hereby changed to "2025" in the following sections of the Health and Safety Code:

(1) Section 292C.004;

(2) Section 298E.004; and

(3) Section 299.004.

(b) All references to "2023" are hereby changed to "2027" in the following sections of the Health and Safety Code:

(1) Section 298F.004; and

(2) Section 298G.

Sec. 300B.0008. INTEREST AND PENALTIES. A qualifying local government may impose and collect interest charges and penalties on delinquent mandatory payments imposed under a health care provider participation program authorized by that qualifying local government in amounts up to the maximum authorized for any other delinquent payment required to be made to the qualifying local government.

SECTION 2. Subsection (2) of Section 300.0003, Health and Safety Code, is amended to strike paragraph (B).

SECTION 3. Section 300.0155, Health and Safety Code, is amended to read as follows:

Sec. 300.0155. EXPIRATION OF AUTHORITY. (a) The authority of a local government to administer and operate a program under this chapter expires on September 1 following the second anniversary of the date the governing body of the local government adopted the order or ordinance authorizing the local government to participate in the program as provided by Section 300.0004.

(b) Subsection (a) of this section applies only when a local government has the authority to create a health care provider participation program under another chapter of this subtitle, regardless of whether a local government has exercised such

authority.

SECTION 4. Chapter 300A, Health and Safety Code, is amended to strike Section 300A.0155.

SECTION 5. This Act takes effect immediately if it receives a vote of two-thirds of all the members elected to each house, as provided by Section 39, Article III, Texas Constitution. If this Act does not receive the vote necessary for immediate effect, this Act takes effect September 1, 2023.



NCHD Weekly Status Report

Date: November 10, 2022

Time: 10:30 AM – 11:00 AM CST

Subject: To provide status updates and address concerns regarding FEMA COVID-19 project formulation and applications.

Table 1: Meeting Agenda

Topic	Description	Action Items
Appeal Formulation	Discuss projects status and updates to project plans	» Discuss appeal formulation efforts
Financial Summary	Review incurred costs and staffing metrics	» Discuss staffing and expectations

Project Formulation

Table 2: Submitted Projects Table

Project	Costs Included	Status	Notes	Potential Total Cost
#674808 (1)	SDOH Study (Accenture & THI)	Determination Memo (DM) Received	Accenture: \$385,000.00 THI: \$118,127.00	\$503,127.00
Grand Total:				\$503,127.00

- » 60 day appeal deadline: **December 19, 2022**
- » Hagerty team is developing outline of appeal and supporting policy
 - » Interpretation: FEMA is still misunderstanding and incorrectly categorizing costs as being unrelated to emergency protective measures (EPMs)
 - » Goal: Provide ample evidence to the nature of costs as COVID-19 specific with ties to EPMs of EOC costs and vaccinations

Table 3: Proposed Projects Table

**Please note that these preliminary totals are dependent on FEMA's determination of eligibility for work conducted and are subject to change.*

Project	Costs to Include	Notes	Total Cost*
#679441(2)	Contracts & Materials	Grants: \$170,000.00 ACS Mobilization Costs: \$53,671.00 Safe Opening/Operating: \$1,888.62	\$225,559.62*
3	Hagerty Consulting	Category Z (Management Costs 5%)	TBD*

AUSTIN

2904 SWISHER STREET, SUITE 100

AUSTIN, TX 78705

847-492-8454

Project Application #679441 (2)

- » Draft scope of work to be revised to ensure all legal responsibility points are developed

Board of Managers Meeting - November 17, 2022

- » Discuss anticipated support and back-up documentation for BOM

Next Steps

- » Develop appeal for Application #674808 (1) revised DM (**Hagerty**)
- » Finalize revisions to scope of work and supporting narratives for Application #679441 (2) (**Hagerty**)

Financial Summary

Table 4: Financial Summary (As of 11/04/2022)

Invoiced	Incurred (Not Invoiced)	Total Incurred	Contract Value	Remaining Contract Value (\$)	Remaining Contract Value (%)
\$26,945.00	\$4,935.00	\$31,880.00	\$75,000.00	\$43,120.00	57.5%

Note: The above spend is an estimate based on known data and subject to change.

Staffing

Based on current understanding of anticipated scope, level of effort, and tasks to be completed, Hagerty forecasts the use of the following consultants over the next 2 weeks. However, please note this is subject to change, perhaps significantly, based on unforeseen tasks or responsibilities during this timeframe.

For the period 11/05/2022 – 11/18/2022 (WEs 11/11/2022 & 11/18/2022)

- » 2 consultants mobilized | 15 estimated consultant hours per week | \$2,500 estimated consultant cost per week

Table 5: Forecasted Staff Utilization (WE 11/11/2022)

Consultant	Assignment Area	Labor Category	LCAT Rate	Est. Hours	Est. Cost
Kara Koirtyohann	Appeal Formulation	Subject Matter Expert	\$220.00	5	\$1,100.00
Katelyn Papura	Appeal Formulation	Recovery Consultant	\$140.00	10	\$1,400.00

Table 6: Forecasted Staff Utilization (WE 11/18/2022)

Consultant	Assignment Area	Labor Category	LCAT Rate	Est. Hours	Est. Cost
------------	-----------------	----------------	-----------	------------	-----------

Kara Koirtyohann	Appeal Formulation	Subject Matter Expert	\$220.00	5	\$1,100.00
Katelyn Papura	Appeal Formulation	Recovery Consultant	\$140.00	10	\$1,400.00

Note: The above chart is an estimate based on projections developed in collaboration with the client for the purposes of monitoring and proactive management. Actual hours, cost, etc. will vary.

CHRISTUS Health OxBlue Construction Time-Lapse Camera

OxBlue Login

URL: <https://app.oxblue.com/login>

USERNAME: jonny.hipp@nchdcc.org

PASSWORD: NCHD



**Nueces County Juvenile Probation Department
2310 Gollihar Rd
Corpus Christi, TX 78415
361-855-7303**

Date: November 9, 2022
To: Aidee Hernandez, Commissioner Court Manager
From: Homer Flores, Chief Juvenile Probation Officer
Ref: Hospital District budget increase request FY 2022-2023

Ms. Hernandez,

Due to the approved Cost of Living Increase (COLA) approved by the Commissioners' Court effective on October 01, 2022, the Texas Juvenile Justice Department (TJJD) would face a fiscal impact estimated at \$67,000.

A budget increase of \$67,000 for the Texas Juvenile Justice Department for medical expenses is recommended to manage the estimated fiscal impact. If the Hospital District Board approves this request, the budget for FY 2022-23 will be \$474,000.

Below is a summary of Nueces County Juvenile Probation Hospital District budget for the past five (5) years—

FY 2017-2018 - \$280,000.00

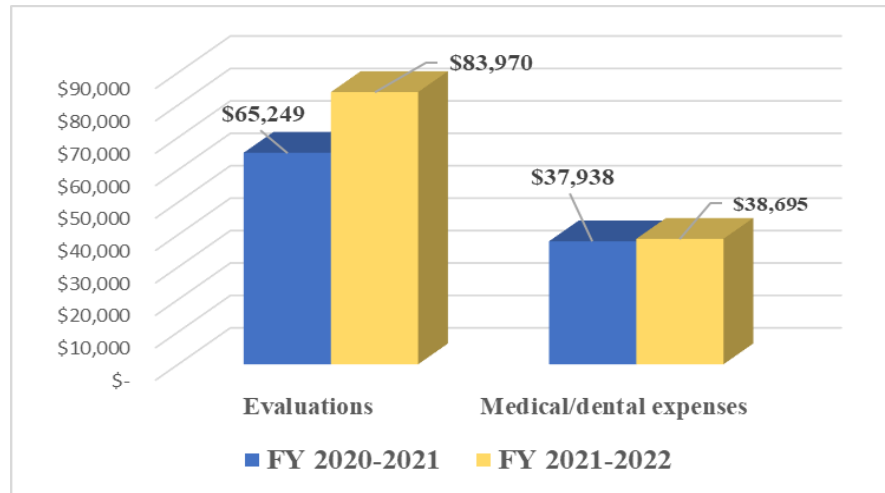
FY 2018-2019 - \$280,000.00 – no increase

FY 2019-2020 - \$355,000.00 - \$75,000.00 increase – request for increase - Family Counseling & Drug Court Council on Drug Abuse/Alcohol sessions and increase in psychological evaluations expense.

FY 2020-2021- \$407,000.00 - \$52,000.00 increase – request for increase – to contract an in-house Psychiatrist and medical assistant for juveniles detained in our facilities and on probation.

FY 2021-2022 - \$407,000.00 – no increase

The chart below is a summary of psychological evaluations and medical expenses for the past two (2) years. There has been a 30% increase in psychological evaluations requested by the Juvenile Court. In addition, the rate per evaluation has increased from \$350 to \$500 effective 09/01/2022.



Please let me know if you have any questions.

Sincerely,

Homer Flores
Chief Juvenile Probation Officer

SUPPLEMENTAL AGREEMENT NO. 1

NUECES COUNTY HOSPITAL DISTRICT AND HAGERTY CONSULTING, INC.

WHEREAS, on April 01, 2022, the Nueces County Hospital District (herein “Hospital District”) and Hagerty Consulting, Inc. (herein “Contractor”) entered into an agreement for professional services related to FEMA Public Assistance Program Grant Management, (herein “Agreement”) and

WHEREAS, the Agreement between the Hospital District and Contractor is for a term of two years, from April 01, 2022 to March 31, 2024; and

WHEREAS, the Agreement provided that the amount of compensation payable as a Not To Exceed amount of \$50,000.00 and

WHEREAS, the Hospital District and the Contractor recognize that the services originally anticipated are going to be greater than expected and realize that the original amount of compensation provided under the Agreement will need to be increased; and

WHEREAS, the Hospital District and the Contractor now wish to increase the NTE amount of compensation payable under the Agreement by an additional amount of \$25,000.

NOW THEREFORE, County and Contractor in consideration of the mutual agreements contained in the original Agreement, and additional Compensation provided pursuant to this supplemental agreement do hereby mutually agree to the following:

1. To strike the first sentence in 4.1 of the original Agreement and replace it with the following:

The maximum amount payable under this Agreement is a Not-To-Exceed (NTE) amount of \$75,000 (Seventy five thousand dollars) unless modified as provided in Article 10-Supplemental Agreements.

2. That all other terms of the Agreement shall remain in effect and are not changed.

IN WITNESS WHEREOF, Nueces County Hospital District and Hagerty Consulting, Inc. have executed these presents.

WITNESS our hand on this 27th day of October, 2022.

NUECES COUNTY HOSPITAL DISTRICT

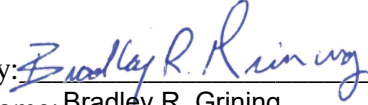
HAGERTY CONSULTING, INC.

By: _____

Name: Jonny F. Hipp

Title: Administrator/Chief Executive Officer

Date : 10/27/2022

By:  _____

Name: Bradley R. Grining

Title: Chief Operating Officer

Date: 10/27/2022

Attachment D
Work Authorization NO. 2

This work authorization is issued in accordance with the Services Contract, dated APRIL 01, 2022 between the Nueces County Hospital District and Hagerty Consulting, Inc. and supersedes Work Authorization No. 1.

Work Task (Services):

Program support and grant management services for FEMA's Public Assistance program, DR-4485 (COVID-19). Specifically, application development, project award support, and closeout services for costs associated with the Texas Health Institute and Accenture's Health Equity Study and the Hospital District's two COVID-19 testing and healthcare services grants, including quarterly reporting, TDEM/FEMA meetings, FEMA/TDEM Request for Information (RFI) responses, and submission of Requests for Reimbursement (RFRs).

Provide guidance, assist in drafting statements, responses, review all documentation pertaining to the Appeal of FEMA decision on the Hospital District's submission project application for reimbursement. Review Appeal documentation prior to submission to ensure that all requirements for Appeal by FEMA have been thoroughly addressed and supported.

Cost: \$75,000

Deliverables:

Development and submission of a maximum of (2) FEMA project applications for the above referenced costs, in addition to a Category Z application for management costs.

Appeal documents/package for submission to FEMA pertaining to Hospital District project application for reimbursement denied by FEMA.

Completion Date: March 31, 2024

NUECES COUNTY HOSPITAL DISTRICT

HAGERTY CONSULTING, INC

By: _____

By:  _____

Name: Jonny F. Hipp

Name: Bradley R. Grining

Title: Administrator/Chief Executive Officer

Title: Chief Operating Officer

Date: 10/27/2022

Date: 10/27/2022