



**REGULAR MEETING OF THE BOARD OF EDUCATION  
LYONS TOWNSHIP HIGH SCHOOL DISTRICT 204**

**Room 103-104  
100 South Brainard Avenue  
La Grange, Illinois 60525  
Monday, August 19, 2024 - 7:00 PM**

**AGENDA**

**REVISED 8/19/2024**

**I. OPENING & ROLL CALL**

**II. PLEDGE OF ALLEGIANCE**

**III. AGENDA APPROVAL/ORDER OF BUSINESS**

**3**

**IV. PUBLIC HEARING ON LA GRANGE AREA DEPARTMENT OF SPECIAL  
EDUCATION (LADSE) FY 25 BUDGET**

**4**

**V. PUBLIC PARTICIPATION**

**VI. STUDENT REPRESENTATIVE TO THE BOARD OF EDUCATION REPORT  
(Emily Morquecho-Cordova)**

**VII. SUPERINTENDENT'S DISTRICT REPORT**

- A. Miscellaneous
- B. Monthly FOIA Report

**VIII. UNFINISHED BUSINESS**

**A. Action**

- 1. Consideration and Approval of PRESS 115 Policy Updates and District Unique Edits - Policies (5:125 and 5:240)(Second Reading)

**6**

**B. Information**

- 1. Future Facilities Funding Update: Meeting with the Village of Willow Springs

**IX. NEW BUSINESS**

**A. Action**

- 1. Adoption of La Grange Area Department of Special Education (LADSE) (FY25 Budget)
- 2. Consideration of Approval of Agreement for Physician Consulting Services with Adventist Health Partners

**49**

**96**

3. Approval of Board Member Participation in the Joint Annual Conference - IASB-IASA-IASBO on November 21-24, 2024	102
--	-----

**X. CONSENT AGENDA**

**A. Payment of Bills and Financial Statements**

1. Lyons Township High School - Approval is requested for payment of bills within various funds for June and July 2024	103
2. Lyons Township High School - The financial statement for the month ending June 30, 2024 and July 31, 2024	105
3. La Grange Area Department of Special Education (LADSE) - Approval is requested for payment of bills within various funds and the financial statement for the months ending June 30, 2024 and July 31, 2024	111

**B. Human Resources**

1. LTHS Certified and/or Classified Staff Employment Recommendations
2. LTHS Approval of Classified Non-Contractual Handbooks and Administrative Handbook
3. LADSE Staff Employment Recommendations

**C. Student Services**

1. Authorization of Superintendent to Appoint a Hearing Officer	184
---	-----

**D. Minutes**

1. Regular Action Meeting - June 17, 2024 (Open and Closed Sessions)	
2. Committee of the Whole Meeting Minutes - August 5, 2024	
3. Review of Closed Session Minutes to determine if Minutes should remain confidential	186
4. Review and Destruction of verbatim recordings of Closed Session	

**XI. PUBLIC PARTICIPATION**

**XII. ADJOURNMENT**

BY ORDER OF  
JILL GRECH  
LYONS TOWNSHIP HIGH SCHOOL DISTRICT 204  
100 SOUTH BRAINARD AVENUE  
LA GRANGE, IL 60525

To: Board of Education  
From: Brian Waterman  
Date: August 19, 2024  
Re: Agenda Approval/Order of Business

---

Suggested Motion

. . . that the Board of Education approves the agenda as presented.

SHAW MEDIA  
EST. 1851  
PO BOX 250  
CRYSTAL LAKE IL 60039-0250  
(815)459-4040

ORDER CONFIRMATION

Salesperson: BARBARA BEHRENS Printed at 06/21/24 08:29 by bbehr-sm

-----  
Acct #: 10072554 Ad #: 2173585 Status: New

LAGRANGE AREA DEPT OF SPECIAL ED  
1301 W COSSITT AVE  
LAGRANGE IL 60525

Start: 06/27/2024 Stop: 06/27/2024  
Times Ord: 1 Times Run: \*\*\*  
CLEG 1.00 X 40.00 Words: 155  
Total CLEG 40.00  
Class: C8100 PUBLIC NOTICES  
Rate: LEGAL Cost: 69.90

Contact:  
Phone: (708)354-5730  
Fax#:  
Email:  
Agency:

# Affidavits: 1  
Ad Descrpt: TENTATIVE BUDGET  
Descr Cont: 2173585  
Given by: NICK PERANICH  
P.O. #:  
Created: bbehr 06/21/24 08:26  
Last Changed: bbehr 06/21/24 08:29

-----  
URL: \_\_\_\_\_

-----  
Source: \_\_\_\_\_ Section: \_\_\_\_\_ Page: \_\_\_\_  
Camera Ready: N Group: LEGALS AdType: \_\_\_\_\_  
Misc: \_\_\_\_\_  
Proof: \_\_\_\_\_ Pickup Date: \_\_\_\_\_ Ad#: \_\_\_\_\_  
Delivery Instr: \_\_\_\_\_ Pickup Src: \_\_\_\_\_  
Changes: None \_\_\_ Copy \_\_\_ Art \_\_\_ Size \_\_\_ Copy Chg Every Run \_\_\_  
Coupon: \_\_\_ Color: \_\_\_\_\_ Gang Ad #: \_\_\_\_\_  
Ad Copy Method: \_\_\_\_\_  
Special Instr: \_\_\_\_\_

-----  
COMMENTS:  
COPIED from AD 2095376

-----  
PUB ZONE EDT TP RUN DATES  
SLM CCK 97 S 06/27  
WES CL 99 S 06/27  
APNW CL 97 S 06/27  
-----

(CONTINUED ON NEXT PAGE)

SHAW MEDIA  
EST. 1851  
PO BOX 250  
CRYSTAL LAKE IL 60039-0250  
(815)459-4040

ORDER CONFIRMATION (CONTINUED)

Salesperson: BARBARA BEHRENS

Printed at 06/21/24 08:29 by bbeh-sm

-----  
Acct #: 10072554

Ad #: 2173585

Status: New

**PUBLIC NOTICE**

LEGAL NOTICE /  
PUBLIC NOTICE

Notice is Hereby Given by the Board of Education of District Number 204, in the County of Cook, State of Illinois, that the tentative budget for the LaGrange Area Department of Special Education for the fiscal year beginning July 1, 2024 and ending on June 30, 2025 will be on file and conveniently available for public inspection at 1301 W. Cassitt Ave, LaGrange, IL, in this School District after 8:00 a.m. CDST, on the 1st day of July, 2024.

Notice is Further Hereby Given that a public hearing on said budget will be held at 7:00 p.m., CDST, on the 19th day of August, 2024 at LaGrange, IL in this School District Number 204, Board Conference Room 103, 100 South Brainard, LaGrange, IL.

/s/ Nick Peranich  
Director of Business Services  
LaGrange Area Department  
of Special Education  
June 20, 2024

(Published in LaGrange  
Suburban Life June 27,  
2024) 2173585

**PRESS 115**



**LYONS TOWNSHIP HIGH SCHOOL  
District 204**

**Dr. Brian Waterman, Superintendent**

Ph: 708-579-6451 E: BWaterman@LTHS.net

North Campus 100 S. Brainard Ave., LaGrange, IL 60525

South Campus 4900 S. Willow Springs Ave., Western Springs, IL 60558

TO: District #204 Board of Education  
FROM: Dr. Brian Waterman, Superintendent  
DATE: August 19, 2024  
RE: PRESS 115 Updates

The District maintains its policies through the PRESS service provided by the Illinois Association of School Boards (IASB). As was discussed at the August 5 Committee of the Whole meeting, this packet has been updated with the “clean versions” of all PRESS 115 policy recommendations, and the Board is being asked to consider approving the policies, as presented. This includes District unique edits for Policies 5:125 and 5:240, as discussed at the August 5 meeting.

**Section 1:** Draft Updates. The following policy revisions are draft updates and can include changes of an administrative nature, such as updates to legal references, footnotes, terminology, or responses to recent legislation, or other language update suggestions.

- Policy 2:70 Vacancies of the Board of Education Filling Vacancies
- Policy 2:125 Board Member Expenses
- Policy 4:70 Resource Conservation
- Policy 4:80 Accounting and Audits
- Policy 5:130 Responsibilities concerning Internal Information
- Policy 5:200 Terms and Conditions of Employment and Dismissal
- Policy 6:140 Education of Homeless Children

**Section 2:** Review and Monitoring. Similar to a 5-year update, these policies have not been included in a recent 5-year update, and have not been reviewed in some time. For quality assurance, IASB recommends a review of policies at least once every five years

- Policy 2:160 Board Attorney
- Policy 4:15 Identity Protection
- Policy 5:180 Temporary Illness or Temporary Incapacity
- Policy 5:290 Employment Termination and Suspension (this policy also includes district unique edits)
- Policy 6:110 Programs for Students At Risk of Academic Failure and/or Dropping Out of School and Graduation Incentives Program
- Policy 6:150 Home and Hospital Instruction
- Policy 7:170 Vandalism

**Section 3 District Unique Edit:**

Policy 5:125 (Electronic Communications/Social Media Use) - This policy was reviewed by HLERK to ensure that the recommended Policy 5:125 is consistent with LTHS Staff Guidelines related to Electronic





## LYONS TOWNSHIP HIGH SCHOOL District 204

---

**Dr. Brian Waterman, Superintendent**

Ph: 708-579-6451 E: BWaterman@LTHS.net

North Campus 100 S. Brainard Ave., LaGrange, IL 60525

South Campus 4900 S. Willow Springs Ave., Western Springs, IL 60558

Communications/Social Media Use. The updates included in this “clean version” reflect the Board’s recommended updates at the 8/5 COW meeting.

### **Section 3 District Unique Edit cont.:**

Policy 5:240 Suspension - This policy was reviewed by HLERK by request of Ed Piotrowski, in conjunction with recommended PRESS 115 updates for Policy 5:290. The updates in this “clean version” reflect the Board’s discussion at the 8/5 COW meeting.



# **DRAFT UPDATES**

## *Document Status: Draft Update*

### **SECTION 2 -BOARD OF EDUCATION**

#### **2:70 Vacancies on the Board of Education - Filling Vacancies**

##### Vacancy

Elective office of a Board of Education member becomes vacant before the term's expiration when any of the following occurs:

1. Death of the incumbent,
2. Resignation in writing filed with the Secretary of the Board,
3. Legal disability,
4. Conviction of a felony, bribery, perjury, or other infamous crime or of any offense involving a violation of official oath or of a violent crime against a child,
5. Removal from office,
6. The decision of a competent tribunal declaring his or her election void,
7. Ceasing to be an inhabitant of the District or a particular area from which he or she was elected, if the residential requirements contained in the School Code are violated,
8. An illegal conflict of interest, or
9. Acceptance of a second public office that is incompatible with Board membership.

##### Filling Vacancies

Whenever a vacancy occurs, the remaining members shall notify the appropriate Intermediate Service Center Executive Director of that vacancy within five days after its occurrence and shall fill the vacancy until the next regular board election, at which election a successor shall be elected to serve the remainder of the unexpired term. However, if the vacancy occurs with less than 868 days remaining in the term or less than 88 days before the next regularly scheduled election, the person so appointed shall serve the remainder of the unexpired term, and no election to fill the vacancy shall be held. Members appointed by the remaining members of the Board to fill vacancies shall meet any residential requirements as specified in the School Code. The Board shall fill the vacancy within 60 days after it occurred by a public vote at a meeting of the Board.

Immediately following a vacancy on the Board, the Board will publicize it and accept résumés from District residents who are interested in filling the vacancy. After reviewing the applications, the Board may invite the prospective candidates for personal interviews to be conducted during duly scheduled closed meetings.

LEGAL REF.:

[105 ILCS 5/10-10](#) and [5/10-11](#).

CROSS REF.: 2:40 (Board Member Qualifications), 2:60 (Board Member Removal from Office), 2:120 (Board Member Development)

### **PRESSPlus Comments**

[PRESSPlus 1](#). Updated for clarity. **Issue 115, June 2024**

## *Document Status: Draft Update*

### **SECTION 2 -BOARD OF EDUCATION**

#### **2:125 Board Member Expenses**

##### Board Member Compensation Prohibited

Board of Education members provide volunteer service to the community and may not receive compensation for services, except that a Board member serving as the Board Secretary may be paid an amount up to the statutory limit if the Board so provides.

##### Roll Call Vote

All Board member expense requests for travel, meals, and/or lodging must be approved by roll call vote at an open meeting of the Board.

##### Regulation of School District Expenses

The Board regulates the reimbursement of all travel, meal, and lodging expenses in the District by resolution. No later than approval of the annual budget and when necessary, the Superintendent will recommend a maximum allowable reimbursement amount for expenses to be included in the resolution. The recommended amount should be based upon the District's budget and other financial considerations.

Money shall not be advanced or reimbursed, or purchase orders issued for: (1) the expenses of any person except the Board member, (2) anyone's personal expenses, or (3) entertainment expenses. Entertainment includes, but is not limited to, shows, amusements, theaters, circuses, sporting events, or any other place of public or private entertainment or amusement, unless the entertainment is ancillary to the purpose of the program or event.

##### Exceeding the Maximum Allowable Reimbursement Amount(s)

All requests for expense advancements, reimbursements, and/or purchase orders that exceed the maximum allowable reimbursement amount set by the Board may only be approved by it when:

1. The Board's resolution to regulate expenses allows for such approval;
2. An emergency or other extraordinary circumstance exists; and
3. The request is approved by a roll call vote at an open Board meeting.

##### Advancements

The Board may advance to its members actual and necessary expenses to be incurred while attending:

1. Meetings sponsored by the Illinois State Board of Education or by the appropriate Intermediate Service Center Executive Director
2. County or regional meetings and the annual meeting sponsored by any school board association complying with Article 23 of the School Code; and
3. Meetings sponsored by a national organization in the field of public school education.

Expense advancement requests must be submitted to the Superintendent or designee on the Board's standardized estimated expense approval form. After spending expense advancements, Board members must use the Board's standardized expense reimbursement form and submit to the Superintendent: (a) the itemized, signed advancement voucher that was issued, and (b) the amount of actual expenses by attaching receipts. A Board member must return to the District any portion of an expense advancement not used. If an expense advancement is not requested, expense reimbursements may be issued by the Board to its members for the activities listed in numbers one through three, above, along with registration fees or tuition for a course(s) that allowed compliance with the mandatory trainings described in policy 2:120, *Board Member Development* and other professional development opportunities that are encouraged by the School Code (see the **Reimbursements and Purchase Orders** subhead, below). Expense advancements and vouchers shall be presented to the Board in its regular bill process.

#### Reimbursements and Purchase Orders

Expense reimbursement is not guaranteed and, when possible, Board members should seek pre-approval of expenses by providing an estimation of expenses on the Board's standardized estimated expense approval form, except in situations when the expense is diminutive. When pre-approval is not sought, Board members must seek reimbursement on the Board's standardized expense reimbursement form. Expense reimbursements and purchase orders shall be presented to the Board in its regular bill process.

#### Credit and Procurement Cards

Credit and procurement cards shall not be issued to Board members.

#### Standardized Expense Form(s) Required

All requests for expense advancement, reimbursement, and/or purchase orders in the District must be submitted on the appropriate itemized, signed standardized form(s). The form(s) must show the following information:

1. The amount of the estimated or actual expense, with attached receipts for actual incurred expenses.
2. The name and office of the Board member who is requesting the expense advancement or reimbursement. Receipts from group functions must include the names, offices, and job titles of all participants.
3. The date(s) of the official business on which the expense advancement or reimbursement will be or was expended.
4. The nature of the official business conducted when the expense advancement or reimbursement will be or was expended.

#### Types of Official Business for Expense Advancements, Reimbursements, and Purchase Orders

1. Registration. When possible, registration fees will be paid by the District in advance.
2. Travel. The least expensive method of travel will be used, providing that no hardship will be caused to the Board member. Board members will be reimbursed for:
  - a. Air travel at the coach or economy class commercial airline rate. First class or business class air travel will be reimbursed only if emergency circumstances warrant. The emergency circumstances must be explained on the expense form and Board approval of the additional expense is required. Fees for the first checked bag will be reimbursed. Copies of airline tickets and baggage receipts must be attached to the expense form.
  - b. Rail or bus travel at actual cost. Rail or bus travel costs may not exceed the cost of coach airfare. Copies of tickets must be attached to the expense form to substantiate amounts.
  - c. Use of personal automobiles at the standard mileage rate approved by the Internal Revenue Service for income tax purposes. The reimbursement may not exceed the cost of coach airfare. Mileage for use of personal automobiles in trips to and from transportation terminals will also be reimbursed. Toll charges and parking costs will be reimbursed.
  - d. Automobile rental costs when the vehicle's use is warranted. The circumstances for such use must be explained on the expense form.
  - e. Taxis, airport limousines, ride sharing or other local transportation costs.
3. Meals. Meals charged to the School District should represent mid-fare selections for the hotel/meeting facility or general area, consistent with the maximum allowable reimbursement amount set by the Board. Tips are included with meal charges. Expense forms must explain the meal charges incurred. Alcoholic beverages will not be reimbursed.
4. Lodging. Board members should request conference rate or mid-fare room accommodations. A single room rate will be reimbursed. Board members should pay personal expenses at checkout. If that is impossible, deductions for the charges should be made on the expense form.

5. Miscellaneous Expenses. Board members may seek reimbursement for other expenses incurred while attending a meeting sponsored by organizations described herein by fully describing the expenses on the expense form, attaching receipts.

#### Additional Requirements for Travel Expenses Charged to Federal and State Grants

All Board member expenses for travel charged to a federal grant or State grant governed by the Grant Accountability and Transparency Act ([30 ILCS 708/](#)) must comply with Board policy 5:60, *Expenses*, and its implementing procedures. Travel expenses include costs for transportation, lodging, meals, and related items.

LEGAL REF.:

[105 ILCS 5/10-20](#) and [5/10-22.32](#).

[30 ILCS 708/](#), Government Accountability and Transparency Act.

[50 ILCS 150/](#), Local Government Travel Expense Control Act.

CROSS REF.: 2:100 (Board Member Conflict of Interest), 2:120 (Board Member Development), 2:240 (Board Policy Development), 4:50 (Payment Procedures), 4:55 (Use of Credit and Procurement Cards), 5:60 (Expenses)

#### **PRESSPlus Comments**

[PRESSPlus 1.](#) Updated for clarity. **Issue 115, June 2024**

## *Document Status: Draft Update*

### **OPERATIONAL SERVICES**

#### **4:70 Resource Conservation**

The Superintendent or designee shall manage a program of energy and resource conservation for the District that includes:

1. Periodic review of procurement procedures and specifications to ensure that purchased products and supplies are reusable, durable, or made from recycled materials, if economically and practically feasible.
2. Purchasing recycled paper and paper products in amounts that will, at a minimum, meet the specifications in the School Code, if economically and practically feasible.
3. Periodic review of procedures on the reduction of solid waste generated by academic, administrative, and other institutional functions. These procedures shall: (a) require recycling the District's waste stream, including landscape waste, computer paper, and white office paper, if economically and practically feasible; and (b) include investigation of the feasibility of potential markets for other recyclable materials that are present in the District's waste stream. [PRESSPlus1](#)
4. Energy conservation measures. [PRESSPlus2](#)

LEGAL REF.:

[105 ILCS 5/10-20.19c](#) and [5/19b](#).

CROSS REF.: 4:60 (Purchases and Contracts), 4:150 (Facility Management and Building Programs)

#### **PRESSPlus Comments**

[PRESSPlus 1](#). This policy's content is unique to the district. Please consult the author and the **PRESS** sample, available by logging in at [www.iasb.com](http://www.iasb.com), to determine necessary changes. **Issue 115, June 2024**

[PRESSPlus 2](#).

Updated in response to a five-year review. **Issue 115, June 2024**

## *Document Status: Draft Update*

### **OPERATIONAL SERVICES**

#### **4:80 Accounting and Audits**

The School District's accounting and audit services shall comply with the Illinois Program Accounting Manual, as adopted by the Ill. State Board of Education (ISBE), and State law. The Superintendent or designee, in addition to other assigned financial responsibilities, shall report monthly on the District's financial performance, both income and expense, in relation to the financial plan represented in the budget.

#### **Annual Audit**

At the close of each fiscal year, the Superintendent or designee shall arrange an audit of the District funds, accounts, statements, and other financial matters. The audit shall be performed by an independent certified public accountant designated by the Board and be conducted in conformance with prescribed standards and legal requirements. A complete and detailed written audit report shall be provided to each Board member and to the Superintendent or designee. The Superintendent or designee shall annually, on or before October 15, submit an original and one copy of the audit to the appropriate Intermediate Service Center Executive Director

#### **Annual Financial Report**

The Superintendent or designee shall annually prepare and submit the Annual Financial Report on a timely basis using the form adopted by the ISBE.

#### **Inventories**

The Superintendent or designee is responsible for establishing and maintaining accurate inventory records. The inventory record of supplies and equipment shall include a description of each item, quantity, location, purchase date, and cost or estimated replacement cost, unless the supplies and equipment are acquired by the District pursuant to a federal or State grant award, in which case the inventory record shall also include the information required by [2 C.F.R. §200.313](#), if applicable. The Superintendent shall establish procedures for the management of property acquired by the District under grant awards that comply with federal and State law.

#### **Capitalization Threshold**

To be considered a capital asset for financial reporting purposes, a capital item must be at or above a capitalization threshold of \$5,000 and have an estimated useful life greater than one year.

### Disposition of District Property

The Superintendent or designee shall notify the Board, as necessary, of the following so that the Board may consider its disposition: (1) District personal property (property other than buildings and land) that is no longer needed for school purposes, and (2) school site, building, or other real estate that is unnecessary, unsuitable, or inconvenient. Notwithstanding the above, the Superintendent or designee may unilaterally dispose of personal property of a diminutive value. The Superintendent shall establish procedures for the disposition of property acquired by the District under grant awards that comply with federal and State law.

### Taxable Fringe Benefits

The Superintendent or designee shall: (1) require that all use of District property or equipment by employees is for the District's convenience and best interests unless it is a Board-approved fringe benefit, and (2) ensure compliance with the Internal Revenue Service regulations regarding when to report an employee's personal use of District property or equipment as taxable compensation.

### Controls for Revolving Funds and Petty Cash

Revolving funds and the petty cash system are established in Board policy 4:50, *Payment Procedures*. The Superintendent or designee shall: (1) designate a custodian for each revolving fund and petty cash fund, (2) obtain a bond for each fund custodian, and (3) maintain the funds in compliance with this policy, State law, and ISBE rules. A check for the petty cash fund may be drawn payable to the designated petty cash custodian. Each revolving fund shall be maintained in a bank that has been approved by the Board and established in an amount approved by the Superintendent or designee consistent with the annual budget. All expenditures from these bank accounts must be directly related to the purpose for which the account was established and supported with documentation, including signed invoices or receipts. All deposits into these bank accounts must be accompanied with a clear description of their intended purpose. The Superintendent or designee shall include checks written to reimburse revolving funds on the Board's monthly listing of bills indicating the recipient and including an explanation.

### Control Requirements for Checks

The Board must approve all bank accounts opened or established in the District's or a District school's name or with the District's Federal Employer Identification Number. All checks issued by the School District must be signed by either the Director of Business Services, or Board President, except that checks from accounts containing student activity funds or fiduciary funds and checks from revolving accounts may be signed by their respective account custodians.

### Internal Controls

The Superintendent or designee is primarily responsible for establishing and implementing a system of internal controls for safeguarding the District's financial condition; the Board, however, will oversee these safeguards. The control objectives are to ensure efficient business and financial practices, reliable financial reporting, and compliance with State law and Board policies, and to prevent losses from fraud, waste, and abuse, as well as employee error, misrepresentation by third parties, or other imprudent employee action.

The District's system of internal controls shall include the following:

1. All financial transactions must be properly authorized and documented.
2. Financial records and data must be accurate and complete.
3. Accounts payable must be accurate and punctual.
4. District assets must be protected from loss or misuse.
5. Incompatible duties should be segregated, if possible.
6. Accounting records must be periodically reconciled.
7. Equipment and supplies must be safeguarded.
8. Staff members with financial or business responsibilities must be properly trained and supervised, and must perform their responsibilities with utmost care and competence.
9. Any unnecessary weaknesses or financial risks must be promptly corrected.

The Superintendent or designee shall annually audit the District's financial and business operations for compliance with established internal controls and provide the results to the Board. The Board may from time-to-time engage a third-party to audit internal controls in addition to the annual audit.

LEGAL REF.:

[2 C.F.R. §200](#) *et seq.*

[30 ILCS 708/](#), Grant Accountability and Transparency Act, implemented by 44 Ill.Admin.Code 7000 *et seq.*

[105 ILCS 5/2-3.27](#), [5/2-3.28](#), [5/3-7](#), [5/3-15.1](#), [5/5-22](#), [5/10-21.4](#), [5/10-20.19](#), [5/10-22.8](#), and [5/17-1](#) *et seq.*

[23 Ill.Admin.Code Part 100](#).

CROSS REF.: 4:10 (Fiscal and Business Management), 4:50 (Payment Procedures), 4:55 (Use of Credit Cards), 4:90 (Student Activity and Fiduciary Funds)

**PRESSPlus Comments**

[PRESSPlus 1](#). Updated for clarity. **Issue 115, June 2024**

## *Document Status: Draft Update*

### General Personnel

#### **5:130 Responsibilities Concerning Internal Information**

District employees are responsible for maintaining: (1) the integrity and security of all internal information, and (2) the privacy of confidential records, including but not limited to: student school records, personnel records, and the minutes of, and material disclosed in, a closed Board of Education meeting. Internal information is any information, oral or recorded in electronic or paper format, maintained by the District or used by the District or its employees. The Superintendent or designee shall manage procedures for safeguarding the integrity, security, and, as appropriate, confidentiality of internal information.

#### LEGAL REF.:

20 U.S.C. §1232g, Family Educational and Privacy Rights Act.

45 C.F.R. §164.502, Uses and Disclosures of Protected Health Information; General Rules.

5 ILCS 140/, Ill. Freedom of Information Act.

50 ILCS 205/, Local Records Act.

105 ILCS 10/, Ill. School Student Records Act.

105 ILCS 85, Student Online Personal Protection Act.

820 ILCS 40/, Personnel Record Review Act.

CROSS REF.: 2:140 (Communications To and From the Board), 2:250 (Access to District Public Records), 5:150 (Personnel Records), 7:340 (Student Records), 7:345 (Use of Educational Technologies; Student Data Privacy and Security)

#### **PRESSPlus Comments**

[PRESSPlus 1](#). The Legal References are updated. **Issue 115, June 2024**

## *Document Status: Draft Update*

### Professional Personnel

#### **5:200 Terms and Conditions of Employment and Dismissal**

The Superintendent shall manage the terms and conditions for the employment of professional personnel as provided by contract or as provided by State law.

#### LEGAL REF.:

[29 U.S.C. §218\(d\)](#), [Pub. L. 117-328](#), Pump for Nursing Mothers Act.

[42 U.S.C. §2000gg et seq.](#), [Pub. L. 117-328](#), Pregnant Workers Fairness Act.

[105 ILCS 5/10-19](#), [5/10-19.05](#), [5/10-20.65](#), [5/14-1.09a](#), 5/22-96, [PRESSPlus1 5/22.4](#), [5/24-16.5](#), [5/24-2](#), [5/24-8](#), [5/24-9](#), [5/24-11](#), [5/24-12](#), [5/24-21](#), [5/24A-1 through 24A-20](#).

[820 ILCS 260/](#), Nursing Mothers in the Workplace Act.

[23 Ill.Admin.Code Parts 50](#) (Evaluation of Educator Licensed Employees) and [51](#) (Dismissal of Tenured Teachers).

[Cleveland Bd. of Educ. v. Loudermill](#), 470 U.S. 532(1985).

CROSS REF.: 5:120 (Employee Ethics; Code of Professional Conduct; and Conflict of Interest), 5:290 (Employment Termination and Suspensions)

#### **PRESSPlus Comments**

[PRESSPlus 1](#). 105 ILCS 5/22-96, added by P.A. 103-46 and amended by P.A. 103-564, requires school districts, when hiring or assigning educators for physical education, music, or visual arts, to prioritize the hiring or assigning of educators who hold an educator license and endorsement in those areas. The law also requires educators in these areas to obtain short-term approval if they are not licensed in the content area, or, if no short-term approval is available, they must meet criteria specified by the Ill. State Board of Education (ISBE). Educators must obtain an endorsement in the area being taught prior to the end of the short-term approval period to continue to maintain the educator's employment for subsequent school years. In the alternative, educators do not need to be licensed, obtain short-term approval, or meet other ISBE requirements if they meet the requirements of Title 23 of the Illinois Administrative Code except for Section 1.710. **Issue 115, June 2024**

## *Document Status: Draft Update*

### **INSTRUCTION**

#### **6:140 Education of Homeless Children**

Each child of a homeless individual and each homeless youth has equal access to the same free, appropriate public education as provided to other children and youths, including a public pre-school education. A *homeless child* is defined as provided in the McKinney Homeless Assistance Act and the Education for Homeless Children Act. The Superintendent or designee shall act as or appoint a Liaison for Homeless Children to coordinate this policy's implementation.

A homeless child may attend the District school that the child attended when permanently housed or in which the child was last enrolled. A homeless child living in any District school's attendance area may attend that school.

The Superintendent or designee shall review and revise rules or procedures that may act as barriers to the enrollment of homeless children and youths. In reviewing and revising such procedures, consideration shall be given to issues concerning transportation, immunization, residency, birth certificates, school records and other documentation, and guardianship. Transportation shall be provided in accordance with the McKinney Homeless Assistance Act and State law. The Superintendent or designee shall give special attention to ensuring the enrollment and attendance of homeless children and youths who are not currently attending school. If a child is denied enrollment or transportation under this policy, the Liaison for Homeless Children shall immediately refer the child or his or her parent/guardian to the ombudsperson appointed by the Intermediate Service Center Executive Director and provide the child or his or her parent/guardian with a written explanation for the denial. Whenever a child and his or her parent/guardian who initially share the housing of another person due to loss of housing, economic hardship, or a similar hardship continue to share the housing, the Liaison for Homeless Children shall, after the passage of 18 months and annually thereafter, conduct a review as to whether such hardship continues to exist in accordance with State law.

#### LEGAL REF.:

[42 U.S.C. §11431](#) *et seq.*, McKinney-Vento Homeless Assistance Act.

[105 ILCS 45/](#), Education for Homeless Children Act.

[23 Ill.Admin.Code §1.241](#)

CROSS REF.: 2:260 (Uniform Grievance Procedure), 4:110 (Transportation), 4:140 (Waiver of Student Fees), 7:10 (Equal Educational Opportunities), 7:30 (Student Assignment), 7:50 (School Admissions and Student Transfers To and From Non-District Schools), 7:60 (Residence), 7:100 (Health, Eye, and Dental Examinations; Immunizations; and Exclusion of Students)

### **PRESSPlus Comments**

[PRESSPlus 1](#). The Legal References are updated. **Issue 115, June 2024**

# **REVIEW & MONITORING**

## *Document Status: Review and Monitoring*

### **SECTION 2 -BOARD OF EDUCATION**

#### **2:160 Board Attorney**

The School Board may retain legal services with one or more attorneys or law firms to be the Board Attorney(s). The Board Attorney represents the School Board in its capacity as the governing body for the School District. The Board Attorney serves on a retainer or other fee arrangement as determined in advance. The Board Attorney will provide services as described in the agreement for legal services or as memorialized by an engagement letter. The District will only pay for legal services that are provided in accordance with the agreement for legal services, as memorialized by an engagement letter, or that are otherwise authorized by this policy or a majority of the Board. [PRESSPlus1](#)

The Superintendent, his or her designee, and Board President, are each authorized to confer with and/or seek the legal advice of the Board Attorney. The Board may also authorize a specific Board member to confer with the Board Attorney on its behalf.

The Superintendent may authorize the Board Attorney to represent the District in any legal matter until the Board has an opportunity to be informed of and/or consider the matter. The Board retains the right to consult with or employ other attorneys and to terminate the service of any attorney.

LEGAL REF.:

[Rule 1.7](#) (Conflict of Interest: Current Clients) and [Rule 1.13](#) (Organization as Client) of the Ill. Rules of Professional Conduct adopted by the Ill. Supreme Court.

CROSS REF.: 4:60 (Purchases and Contracts)

#### **PRESSPlus Comments**

[PRESSPlus 1](#). This policy is suggested to be reviewed by the Board. According to policy 2:240, *Board Policy Development*, "[t]he Board will periodically review its policies for relevancy, monitor its policies for effectiveness, and consider whether any modifications are required." IASB suggests that each policy in the Board's policy manual be reviewed at a minimum of every five years. As part of the review, the Board may choose to:

- Compare the adopted version to the current PRESS sample (available at PRESS Online by logging in at [www.iasb.com](http://www.iasb.com)), discussing any differences and/or options noted in the footnotes to determine whether local changes are necessary

- Update the policy language due to changes in local conditions
- Make no changes, but update the adoption date to reflect that the policy has been reviewed and re-adopted

**Issue 115, June 2024**

## *Document Status: Review and Monitoring*

### **OPERATIONAL SERVICES**

#### **4:15 Identity Protection**

The collection, storage, use, disposal and disclosure of social security numbers by the School District shall be consistent with State and federal laws. The goals for managing the District's collection, storage, use, and disclosure of social security numbers are to: [PRESSPlus1](#)

1. Limit all activities involving social security numbers to those circumstances that are authorized by State or federal law.
2. Protect each social security number collected or maintained by the District from unauthorized disclosure.

The Superintendent is responsible for ensuring that the District complies with the Identity Protection Act, [5 ILCS 179/](#). Compliance measures shall include each of the following:

1. All employees having access to social security numbers in the course of performing their duties shall be trained to protect the confidentiality of social security numbers. Training should include instructions on the proper handling of information containing social security numbers from the time of collection through the destruction of the information.
2. Only employees who are required to use or handle information or documents that contain social security numbers shall have access to such information or documents.
3. Social security numbers requested from an individual shall be provided in a manner that makes the social security number easily redacted if the record is required to be released as part of a public records request.
4. When collecting a social security number or upon request by an individual, a statement of the purpose(s) for which the District is collecting and using the social security number shall be provided. The stated reason for collection of the social security number must be relevant to the documented purpose.
5. All employees must be advised of this policy's existence and a copy of the policy must be made available to each employee. The policy must also be made available to any member of the public, upon request. If this policy is amended, employees will be advised of the existence of the amended policy and a copy of the amended policy will be made available to each employee.

The Superintendent is also responsible for notification of affected individuals and any other entity in the event of the acquisition of personal information by an unauthorized

person or entity to the extent required by the Illinois Personal Information Protection Act and any other applicable law.

No District employee shall collect, store, use, or disclose an individual's social security number unless specifically authorized by the Superintendent. An employee who has substantially breached the confidentiality of social security numbers may be subject to disciplinary action or sanctions up to and including dismissal in accordance with District policy and procedures. This policy shall not be interpreted as a guarantee of the confidentiality of social security numbers and/or other personal information. The District will use best efforts to comply with this policy, but this policy should not be construed to convey any rights to protection of information not otherwise afforded by law.

#### Treatment of Personally Identifiable Information Under Grant Awards

The Superintendent ensures that the District takes reasonable measures to safeguard: (1) *protected personally identifiable information*, (2) other information that a federal awarding agency, pass-through agency or State awarding agency designates as sensitive, such as *personally identifiable information* (PII) and (3) information that the District considers to be sensitive consistent with applicable laws regarding privacy and confidentiality (collectively, *sensitive information*), when administering federal grant awards and State grant awards governed by the Grant Accountability and Transparency Act ([30 ILCS 708/](#)).

The Superintendent shall establish procedures for the identification, handling, storage, access, disposal and overall confidentiality of sensitive information. The Superintendent shall ensure that employees and contractors responsible for the administration of a federal or State award for the District receive regular training in the safeguarding of sensitive information.

LEGAL REF.:

[2 C.F.R. §200.303](#)(e).

[5 ILCS 179/](#), Identity Protection Act.

[30 ILCS 708/](#), Grant Accountability and Transparency Act

[50 ILCS 205/3](#), Local Records Act.

[105 ILCS 10/](#), Illinois School Student Records Act.

CROSS REF: 2:250 (Access to District Public Records), 5:150 (Personnel Records), 7:340 (Student Records)

#### **PRESSPlus Comments**

[PRESSPlus 1](#). This policy is suggested to be reviewed by the Board. According to policy 2:240, *Board Policy Development*, "[t]he Board will periodically review its policies for relevancy, monitor its policies for effectiveness, and consider whether any modifications are required." IASB suggests that each policy in the Board's policy manual be reviewed at a minimum of every five years. As part of the review, the Board may choose to:

- Compare the adopted version to the current PRESS sample (available at PRESS Online by logging in at [www.iasb.com](http://www.iasb.com)), discussing any differences and/or options noted in the footnotes to determine whether local changes are necessary
- Update the policy language due to changes in local conditions
- Make no changes, but update the adoption date to reflect that the policy has been reviewed and re-adopted

**Issue 115, June 2024**

## *Document Status: Review and Monitoring*

### General Personnel

#### **5:180 Temporary Illness or Temporary Incapacity**

A temporary illness or temporary incapacity is an illness or other capacity of ill-being that renders an employee physically or mentally unable to perform assigned duties. During such a period, the employee can use accumulated sick leave benefits. However, income received from other sources (worker's compensation, District-paid insurance programs, etc.) will be deducted from the District's compensation liability to the employee. The Board of Education's intent is that in no case will the employee, who is temporarily disabled, receive more than 100 percent of their gross salary. [PRESSPlus1](#)

Those insurance plans privately purchased by the employee and to which the District does not contribute, are not applicable to this policy.

If illness, incapacity, or any other condition causes an employee to be absent in one school year, after exhaustion of all available leave, for more than 90 consecutive work days, such absence may be considered a permanent disability and the Board may consider beginning dismissal proceedings subject to State and federal law, including the Americans with Disabilities Act and any obligation to provide reasonable accommodations therein. The Superintendent may recommend this paragraph's use when circumstances strongly suggest that the employee returned to work intermittently in order to avoid this paragraph's application. This paragraph shall not be considered a limitation on the Board's authority to take any action concerning an employee that is authorized by State and federal law.

Any employee may be required to have an examination, at the District's expense, by a physician who is licensed in Illinois to practice medicine and surgery in all its branches, a licensed advanced practice registered nurse, or a licensed physician assistant if the examination is job-related and consistent with business necessity.

if the examination is job-related and consistent with business necessity.

LEGAL REF.:

[42 U.S.C. §12101](#) et seq., Americans with Disabilities Act.

[105 ILCS 5/10-22.4](#), [5/24-12](#), and [5/24-13](#).

*Elder v. School Dist. No.127 1/2*, 60 Ill.App.2d 56 (1st Dist. 1965).

*School District No. 151 v. ISBE*, 154 Ill.App.3d 375 (1st Dist. 1987).

CROSS REF.: 5:30 (Hiring Process and Criteria), 5:40 (Communicable and Chronic Infectious Disease), 5:185 (Family and Medical Leave), 5:250 (Leaves of Absence), 5:330 (Sick Days, Vacation, Holidays, and Leaves)

### **PRESSPlus Comments**

[PRESSPlus 1](#). This policy is suggested to be reviewed by the Board. According to policy 2:240, *Board Policy Development*, "[t]he Board will periodically review its policies for relevancy, monitor its policies for effectiveness, and consider whether any modifications are required." IASB suggests that each policy in the Board's policy manual be reviewed at a minimum of every five years. As part of the review, the Board may choose to:

- Compare the adopted version to the current PRESS sample (available at PRESS Online by logging in at [www.iasb.com](http://www.iasb.com)), discussing any differences and/or options noted in the footnotes to determine whether local changes are necessary
- Update the policy language due to changes in local conditions
- Make no changes, but update the adoption date to reflect that the policy has been reviewed and re-adopted

**Issue 115, June 2024**

## *Document Status: Review and Monitoring*

### **Educational Support Personnel**

#### **5:290 Employment Termination and Suspensions**

##### **Resignation and Retirement**[PRESSPlus1](#)

An employee is requested to provide two weeks' notice of a resignation. A resignation notice cannot be revoked once given. An employee planning to retire should notify his or her supervisor at least two months before the retirement date.

##### **Non-RIF Dismissal**

The District may terminate an at-will employee at any time for any or no reason, but not for a reason prohibited by State or federal law.

Employees who are employed annually or have a contract, or who otherwise have a legitimate expectation of continued employment, may be dismissed: (1) at the end of the school year or at the end of their respective contract after being provided appropriate notice and after compliance with any applicable contractual provisions, or (2) mid-year or mid-contract provided appropriate due process procedures are provided.

The Superintendent is responsible for making dismissal recommendations to the Board of Education consistent with the Board's goal of having a highly qualified, high performing staff. This includes recommending a non-licensed employee for immediate dismissal for willful or negligent failure to report an instance of suspected child abuse or neglect as required by [325 ILCS 5/](#).

##### **Layoff and Recall**

**Please refer to the following current agreement:**

#### **Agreement Between the Board of Education of Lyons Township High School District 204, Cook County, Illinois and Lyons Township ParaEducators Association (LTPA).**

The Board may, as necessary or prudent, decide to decrease the number of educational support personnel or to discontinue some particular type of educational support service and, as a result of that action, dismiss or reduce the hours of one or more educational support employees. When making decisions concerning reduction in force and recall, the Board will follow [Sections 10-22.34c](#) (outsourcing non-instructional services) and [10-23.5](#) (procedures) of the School Code, to the extent they are applicable and not superseded by legislation or an applicable collective bargaining agreement.

## Final Paycheck

A terminating employee's final paycheck will be adjusted for any unused, earned vacation credit. Employees are paid for all earned vacation. Terminating employees will receive their final pay on the next regular payday following the date of termination, except that an employee dismissed due to a reduction in force shall receive his or her final paycheck on or before the next regular pay date following the last day of employment.

## Suspension

Except as provided below, the Superintendent is authorized to suspend an employee without pay as a disciplinary measure, during an investigation into allegations of misconduct or pending a dismissal hearing whenever, in the Superintendent's judgment, the employee's presence is detrimental to the District. A disciplinary suspension shall be with pay: (1) when the employee is exempt from the overtime provisions, or (2) until an employee with an employment contract for a definite term is provided a notice and hearing according to the suspension policy for professional employees. Upon receipt of a recommendation from the Ill. Dept. Children and Family Services (DCFS) that the District remove an employee from his or her position when he or she is the subject of a pending DCFS investigation that relates to his or her employment with the District, the Board or Superintendent or designee, in consultation with the Board Attorney, will determine whether to:

1. Let the employee remain in his or her position pending the outcome of the investigation; or
2. Remove the employee as recommended, proceeding with:
  - a. A suspension with pay; or
  - b. A suspension without pay.

Any criminal conviction resulting from the investigation or allegations shall require the employee to repay to the District all compensation and the value of all benefits received by the employee during the suspension. The Superintendent will notify the employee of this requirement when the employee is suspended.

LEGAL REF.:

[105 ILCS 5/10-22.34c](#) and [5/10-23.5](#)

[5 ILCS 430](#) *et seq.*, State Officials and Employees Ethics Act.

[325 ILCS 5/7.4](#)(c-10), Abused and Neglected Child Reporting Act.

[820 ILCS 105/4a](#), Minimum Wage Law.

CROSS REF.: 5:90 (Abused and Neglected Child Reporting), 5:120 (Employee Ethics; Code of Professional Conduct; and Conflict of Interest), 5:240 (Suspension), 5:270 (Employment At-Will, Compensation, and Assignment)

## **PRESSPlus Comments**

[PRESSPlus 1](#). This policy is suggested to be reviewed by the Board. According to policy 2:240, *Board Policy Development*, "[t]he Board will periodically review its policies for relevancy, monitor its policies for effectiveness, and consider whether any modifications are required." IASB suggests that each policy in the Board's policy manual be reviewed at a minimum of every five years. As part of the review, the Board may choose to:

- Compare the adopted version to the current PRESS sample (available at PRESS Online by logging in at [www.iasb.com](http://www.iasb.com)), discussing any differences and/or options noted in the footnotes to determine whether local changes are necessary
- Update the policy language due to changes in local conditions
- Make no changes, but update the adoption date to reflect that the policy has been reviewed and re-adopted

**Issue 115, June 2024**

## *Document Status: Review and Monitoring*

### **INSTRUCTION**

#### **6:110 Programs for Students At Risk of Academic Failure and/or Dropping Out of School and Graduation Incentives Program**

The Superintendent or designee shall develop, maintain, and supervise a program for students at risk of academic failure or dropping out of school. The program shall include education and support services addressing individual learning styles, career development, and social needs, and may include a Graduation Incentive Program. [PRESSPlus1](#)

Any student who is below the age of 20 years is eligible to enroll in a graduation incentives program if he or she:

1. Is considered a dropout according to State law;
2. Has been suspended or expelled;
3. Is pregnant or is a parent;
4. Has been assessed as chemically dependent; or
5. Is enrolled in a bilingual education or English Language Learners program.

LEGAL REF.:

[105 ILCS 5/2-3.41](#), [5/2-3.66](#), [5/10-20.9a](#), [5/13B](#), [5/26-2a](#), [5/26-13](#), [5/26-14](#), and [5/26-16](#).

CROSS REF.: 6:300 (Graduation Requirements), 7:70 (Attendance and Truancy)

#### **PRESSPlus Comments**

[PRESSPlus 1](#). This policy is suggested to be reviewed by the Board. According to policy 2:240, *Board Policy Development*, "[t]he Board will periodically review its policies for relevancy, monitor its policies for effectiveness, and consider whether any modifications are required." IASB suggests that each policy in the Board's policy manual be reviewed at a minimum of every five years. As part of the review, the Board may choose to:

- Compare the adopted version to the current PRESS sample (available at PRESS Online by logging in at [www.iasb.com](http://www.iasb.com)), discussing any differences and/or options noted in the footnotes to determine whether local changes are necessary
- Update the policy language due to changes in local conditions

- Make no changes, but update the adoption date to reflect that the policy has been reviewed and re-adopted

**Issue 115, June 2024**

## *Document Status: Review and Monitoring*

### **INSTRUCTION**

#### **6:150 Home and Hospital Instruction**

A student who is absent from school, or whose physician, physician assistant, or advanced practice registered nurse anticipates that the student will be absent from school, because of a medical condition may be eligible for instruction in the student's home or hospital. Eligibility shall be determined by State law and the Illinois State Board of Education rules governing (1) the continuum of placement options for students who have been identified for special education services or (2) the home and hospital instruction provisions for students who have not been identified for special education services. Appropriate educational services from qualified staff will begin no later than five school days after receiving a written statement from: (1) a physician licensed to practice medicine in all of its branches, (2) a licensed physician assistant, or (3) a licensed advanced practice registered nurse. Instructional or related services for a student receiving special education services will be determined by the student's individualized education program. [PRESSPlus1](#)

A student who is unable to attend school because of pregnancy will be provided home instruction, correspondence courses, or other courses of instruction (1) before the birth of the child when the student's physician, physician assistant, or advanced practice registered nurse indicates, in writing, that she is medically unable to attend regular classroom instruction, and (2) for up to three months after the child's birth or a miscarriage.

Periodic conferences will be held between appropriate school personnel, parent(s)/guardian(s), and hospital staff to coordinate course work and facilitate a student's return to school.

LEGAL REF.:

[105 ILCS 5/10-19.05\(e\)](#), [5/10-22.6a](#), [5/14-13.01](#), and [5/18-4.5](#).

[23 Ill.Admin.Code §§1.520](#), [1.610](#), and [226.300](#).

CROSS REF.: 6:120 (Education of Children with Disabilities), 7:10 (Equal Educational Opportunity), 7:280 (Communicable and Chronic Infectious Disease)

#### **PRESSPlus Comments**

[PRESSPlus 1](#). This policy is suggested to be reviewed by the Board. According to

policy 2:240, *Board Policy Development*, "[t]he Board will periodically review its policies for relevancy, monitor its policies for effectiveness, and consider whether any modifications are required." IASB suggests that each policy in the Board's policy manual be reviewed at a minimum of every five years. As part of the review, the Board may choose to:

- Compare the adopted version to the current PRESS sample (available at PRESS Online by logging in at [www.iasb.com](http://www.iasb.com)), discussing any differences and/or options noted in the footnotes to determine whether local changes are necessary
- Update the policy language due to changes in local conditions
- Make no changes, but update the adoption date to reflect that the policy has been reviewed and re-adopted

**Issue 115, June 2024**

## *Document Status: Review and Monitoring*

### **STUDENTS**

#### **7:170 Vandalism**

The Board of Education will seek restitution from students and their parents/guardians for vandalism or other student acts that cause damage to school property. [PRESSPlus1](#)

LEGAL REF.:

[740 ILCS 115/](#).

CROSS REF.: 7:130 (Student Rights and Responsibilities), 7:190 (Student Behavior)

#### **PRESSPlus Comments**

[PRESSPlus 1](#). This policy is suggested to be reviewed by the Board. According to policy 2:240, *Board Policy Development*, "[t]he Board will periodically review its policies for relevancy, monitor its policies for effectiveness, and consider whether any modifications are required." IASB suggests that each policy in the Board's policy manual be reviewed at a minimum of every five years. As part of the review, the Board may choose to:

- Compare the adopted version to the current PRESS sample (available at PRESS Online by logging in at [www.iasb.com](http://www.iasb.com)), discussing any differences and/or options noted in the footnotes to determine whether local changes are necessary
- Update the policy language due to changes in local conditions
- Make no changes, but update the adoption date to reflect that the policy has been reviewed and re-adopted

**Issue 115, June 2024**

# **DISTRICT UNIQUE EDITS**

## General Personnel

### **5:125 Electronic Communications/Social Media Use**

Lyons Township High School District 204 ("District") recognizes that electronic communication and social media may be useful tools for employee/student/parent communication about instructional and other school-related matters. To ensure a safe and appropriate school environment, all electronic communications between employees, employees and students, and employees and parents must be consistent with and in accordance with this policy.

Employees may communicate with currently enrolled District students only about school-related matters and only through district-approved or district-hosted electronic accounts and applications, such as district e-mail addresses, professional social media pages as defined below, and the official district website with the "[lths.net](http://lths.net)" domain. A district employee who wishes to utilize any technology (e.g. cell phones, including texting) for electronic communication other than those listed above to communicate with current District students must notify his/her building principal and obtain express written or electronic consent from the student's parent(s) before utilizing the technology. Such consent is not required for: (1) communications between an employee and a current student who is also the employee's relative; or (2) emergency situations requiring such communication, as long as the employee notifies his/her supervisor of the communication as soon as possible.

For the purposes of this policy, "social media" is any form of media for social interaction, using highly accessible web-based and/or mobile technologies that allow users to share content and/or engage in interactive communication through online communities, including, but not limited to, social networks, blogs, internet websites, and internet forums, such as Facebook, Instagram, Snapchat, YouTube, Fan Page, Twitter/X and Google+.

#### Employee Use of Social Media and Electronic Communications

All District employees who use any form of social media or electronic communications (whether it be for personal or professional use) shall:

1. Adhere to the high standards for **Professional and Appropriate Conduct** required by policy 5:120, *Employee Ethics; Code of Professional Conduct; and Conflict of Interest*, at all times, regardless of the ever-changing social media and technology platforms available. This includes District employees posting images or private information about themselves or others in a manner readily accessible to students and other employees that is inappropriate as defined by policies 5:20, *Workplace Harassment Prohibited*; 5:100, *Staff Development Program*; 5:120, *Employee Ethics; Code of Professional Conduct; and Conflict of Interest*; 6:235, *Access to Electronic Networks*; and 7:20, *Harassment of Students Prohibited*; and the Ill. Code of Educator Ethics, 23 Ill. Admin. Code §22.20.
2. Not interfere with or disrupt the educational or working environment, or the delivery of education or educational support services.
3. Promptly inform their immediate supervisor if a student initiates inappropriate contact with them via any form of personal technology or social media.
4. Promptly report instances of suspected abuse or neglect discovered through the use of social media or personal technology pursuant to a school employee's obligations under policy 5:90, *Abused and Neglected Child Reporting*.

5. Not disclose confidential information, including but not limited to school student records or personnel records, in compliance with policy 5:130, *Responsibilities Concerning Internal Information*.
6. Refrain from using the District's logos without permission and follow Board policy 5:170, *Copyright*, and all District copyright compliance procedures.
7. Use electronic communications and social media for personal purposes only during non-work times or hours. Any duty-free use must occur during times and places that the use will not interfere with job duties or otherwise be disruptive to the school environment or its operation.
8. Assume all risks associated with the use of electronic communications and social media at school or school-sponsored activities, including students' viewing of inappropriate Internet materials through the District employee's electronic communications or social media. The Board expressly disclaims any responsibility for imposing content filters, blocking lists, or monitoring of its employees' personal technology and social media.
9. Follow the District's Communications Guidelines, as may be updated from time to time.

### Professional Social Media Use

District employees may use "professional social media" pages to communicate about and promote specific school-related matters (e.g. clubs, athletic teams, etc.). Professional social media pages must be approved by the District in accordance with a procedure established by the Superintendent or designee. Professional social media pages:

- Must be public and created using a District email and other contact/identifying information;
- Must post only content that is exclusively controlled by a designated District employee;
- May use District logos and/or marks, in accordance with District rules and Board policies; and
- Must be used only to discuss and promote a District-related matter.

The District will notify and update (as appropriate) parents about the District's procedures for staff use of professional social media to communicate with students.

### No Expectation of Privacy

Any employee who uses District technology has no expectation of privacy regarding such communications. Any employee who communicates about District business through electronic communication and/or social media (regardless of whether it occurs on District technology or personal technology) has no expectation of privacy regarding those communications. If an employee uses electronic means of communication and/or social media to communicate regarding District business, such communication may be subject to disclosure, and the District, at its discretion, may require the employee to provide the District with access to such communications, to the extent permitted by law.

Violations of the above policy are subject to disciplinary review, up to and including termination.

LEGAL REF: Illinois School Student Record Act, [105 ILCS 10/1](#) *et seq.*  
FERPA 1974, [20 USC Section 1232g](#)  
105 ILCS 5/21B-75 and 5/21B-80.  
775 ILCS 5/5A-102, Ill. Human Rights Act.

820 ILCS 55/10, Right to Privacy in the Workplace Act.  
23 Ill. Admin. Code §22.20, Code of Ethics for Ill. Educators.  
Garcetti v. Ceballos, 547 U.S. 410 (2006).  
Pickering v. High School Dist. 205, 391 U.S. 563 (1968).  
Mayer v. Monroe County Community School Corp., 474 F.3d 477 (7th Cir. 2007).

CROSS REF: 4:165 (Awareness and Prevention of Child Sexual Abuse and Grooming Behaviors), 5:20 (Workplace Harassment Prohibited), 5:30 (Hiring Process and Criteria), 5:100 (Staff Development Program), 5:120 (Employee Ethics; Code of Professional Conduct; and Conflict of Interest), 5:130 (Responsibilities Concerning Internal Information), 5:150 (Personnel Records), 5:170 (Copyright), 5:200 (Terms and Conditions of Employment and Dismissal), 6:235 (Access to Electronic Networks), 7:20 (Harassment of Students Prohibited), 7:340 (Student Records)

Adopted: June 20, 2023

Amended: August 19, 2024

## **Lyons Township High School District 204**

---

## General Personnel

### 5:125 Electronic Communications/Social Media Use

Lyons Township High School District 204 ("District") recognizes that electronic communication and social media may be useful tools for employee/student/parent communication about instructional and other school-related matters. To ensure a safe and appropriate school environment, all electronic communications between employees, employees and students, and employees and parents must be consistent with and in accordance with this policy.

Employees may communicate with currently enrolled Lyons 204 District students only about school-related matters and only through district-approved or district-hosted electronic accounts and applications, such as district e-mail addresses, professional social media pages as defined below, and the official district website with the "lths.net" domain. A district employee who wishes to utilize any technology (e.g. cell phones, including texting) for electronic communication other than those listed above to communicate with current Lyons 204 District students must notify his/her building principal and obtain express written or electronic consent from the student's parent(s) before utilizing the technology. Such consent is not required for: (1) communications between an employee and a current student who is also the employee's relative; or (2) emergency situations requiring such communication, as long as the employee notifies his/her supervisor of the communication as soon as possible.

For the purposes of this policy, "social media" is any form of media for social interaction, using highly accessible web-based and/or mobile technologies that allow users to share content and/or engage in interactive communication through online communities, including, but not limited to, social networks, blogs, internet websites, and internet forums, such as Facebook, Instagram, Snapchat, YouTube, Fan Page, Twitter/X and Google+.

#### Employee Use of Social Media and Electronic Communications

All District employees who use any form of social media or electronic communications (whether it be for personal or professional use) shall:

1. Adhere to the high standards for **Professional and Appropriate Conduct** required by policy 5:120, *Employee Ethics; Code of Professional Conduct; and Conflict of Interest*, at all times, regardless of the ever-changing social media and technology platforms available. This includes District employees posting images or private information about themselves or others in a manner readily accessible to students and other employees that is inappropriate as defined by policies 5:20, *Workplace Harassment Prohibited*; 5:100, *Staff Development Program*; 5:120, *Employee Ethics; Code of Professional Conduct; and Conflict of Interest*; 6:235, *Access to Electronic Networks*; and 7:20, *Harassment of Students Prohibited*; and the Ill. Code of Educator Ethics, 23 Ill. Admin. Code §22.20.
2. Not interfere with or disrupt the educational or working environment, or the delivery of education or educational support services.
3. Inform Promptly inform their immediate supervisor if a student initiates inappropriate contact with them via any form of personal technology or social media.
4. Report Promptly report instances of suspected abuse or neglect discovered through the use of social media or personal technology pursuant to a school employee's obligations under policy 5:90, *Abused and Neglected Child Reporting*.

5. Not disclose confidential information, including but not limited to school student records or personnel records, in compliance with policy 5:130, *Responsibilities Concerning Internal Information*.
6. Refrain from using the District's logos without permission and follow Board policy 5:170, *Copyright*, and all District copyright compliance procedures.
7. Use electronic communications and social media for personal purposes only during non-work times or hours. Any duty-free use must occur during times and places that the use will not interfere with job duties or otherwise be disruptive to the school environment or its operation.
8. Assume all risks associated with the use of electronic communications and social media at school or school-sponsored activities, including students' viewing of inappropriate Internet materials through the District employee's electronic communications or social media. The Board expressly disclaims any responsibility for imposing content filters, blocking lists, or monitoring of its employees' personal technology and social media.
9. Follow the District's Communications Guidelines, as may be updated from time to time.

### Professional Social Media Use

District employees may use "professional social media" pages to communicate about and promote specific school-related matters (e.g. clubs, athletic teams, etc.). Professional social media pages must be approved by the District in accordance with a procedure established by the Superintendent or designee. Professional social media pages:

- Must be public and created using a District email and other contact/identifying information;
- Must post only content that is exclusively controlled by a designated District employee;
- May use District logos and/or marks, in accordance with District rules [and Board policies](#); and
- Must be used only to discuss and promote a District-related matter.

[The District will notify and update \(as appropriate\) parents about the District's procedures for staff use of professional social media to communicate with students.](#)

### No Expectation of Privacy

Any employee who uses District technology has no expectation of privacy regarding such communications. Any employee who communicates about District business through electronic communication and/or social media (regardless of whether it occurs on District technology or personal technology) has no expectation of privacy regarding those communications. If an employee uses electronic means of communication and/or social media to communicate regarding District business, such communication may be subject to disclosure, and the District, at its discretion, may require the employee to provide the District with access to such communications, to the extent permitted by law.

Violations of the above policy are subject to disciplinary review, up to and including termination.

LEGAL REF: Illinois School Student Record Act, [105 ILCS 10/1 et seq.](#)  
FERPA 1974, [20 USC Section 1232g](#)  
105 ILCS 5/21B-75 and 5/21B-80.  
775 ILCS 5/5A-102, Ill. Human Rights Act.

820 ILCS 55/10, Right to Privacy in the Workplace Act.  
23 Ill. Admin. Code §22.20, Code of Ethics for Ill. Educators.  
Garcetti v. Ceballos, 547 U.S. 410 (2006).  
Pickering v. High School Dist. 205, 391 U.S. 563 (1968).  
Mayer v. Monroe County Community School Corp., 474 F.3d 477 (7th Cir. 2007).

CROSS REF: 4:165 (Awareness and Prevention of Child Sexual Abuse and Grooming Behaviors), 5:20 (Workplace Harassment Prohibited), 5:30 (Hiring Process and Criteria), 5:100 (Staff Development Program), 5:120 (Employee Ethics; Code of Professional Conduct; and Conflict of Interest), 5:130 (Responsibilities Concerning Internal Information), 5:150 (Personnel Records), 5:170 (Copyright), 5:200 (Terms and Conditions of Employment and Dismissal), 6:235 (Access to Electronic Networks), 7:20 (Harassment of Students Prohibited), 7:340 (Student Records)

Adopted: June 20, 2023

Amended: August 19, 2024

## Lyons Township High School District 204

---

## **Professional Personnel**

### **5:240 Suspension**

#### **Suspension Without Pay**

The Board of Education may suspend without pay: (1) a professional employee pending a dismissal hearing, or (2) a teacher as a disciplinary measure for up to 30 employment days for misconduct that is detrimental to the School District. Administrative staff members who are exempt from the overtime provisions may be suspended without pay as a disciplinary measure for misconduct that is detrimental to the District, provided that the suspension's duration is in increments of full work weeks. An administrative staff member subject to an unpaid suspension under this policy shall not perform any work while suspended.

Misconduct that is detrimental to the School District includes:

- Insubordination, including any failure to follow an oral or written directive from a supervisor;
- Violation of Board policy or Administrative Procedure;
- Conduct that disrupts or may disrupt the educational program or process;
- Conduct that violates any State or federal law that relates to the employee's duties; and
- Other sufficient causes.

The Superintendent or designee is authorized to issue a pre-suspension notification to a professional employee. This notification shall include the length and reason for the suspension as well as the deadline for the employee to exercise his or her right to appeal the suspension to the Board or Board-appointed hearing examiner before it is imposed. At the request of the professional employee made within five calendar days of receipt of a pre-suspension notification, the Board or Board-appointed hearing examiner will conduct a pre-suspension hearing. The Board or its designee shall notify the professional employee of the date and time of the hearing. At the pre-suspension hearing, the professional employee or his/her representative may present evidence. If the employee does not appeal the pre-suspension notification, the Superintendent or designee shall report the action to the Board at its next regularly scheduled meeting.

#### **Suspension With Pay**

The Board or Superintendent or designee may suspend a professional employee with pay: (1) during an investigation into allegations of disobedience or misconduct whenever the employee's continued presence in his or her position would not be in the School District's best interests, (2) as a disciplinary measure for misconduct that is

detrimental to the School District as defined above, or (3) pending a Board hearing to suspend a teacher without pay.

The Superintendent shall meet with the employee to present the allegations and give the employee an opportunity to refute the charges. The employee will be told the dates and times the suspension will begin and end. No suspension with pay shall exceed 30 school or working days in length.

Any criminal conviction resulting from the investigation or allegations shall require the employee to repay to the District all compensation and the value of all benefits received by the employee during the suspension. The Superintendent will notify the employee of this requirement when the employee is suspended.

#### Employees Under Investigation by Illinois Dept. of Children and Family Services (DCFS)

Upon receipt of a DCFS recommendation that the District remove an employee from his or her position when he or she is the subject of a pending DCFS investigation that relates to his or her employment with the District, the Board or Superintendent or designee, in consultation with the Board Attorney, will determine whether to:

1. Let the employee remain in his or her position pending the outcome of the investigation; or
2. Remove the employee as recommended by DCFS, proceeding with:
  - a. A suspension with pay; or
  - b. A suspension without pay.

#### LEGAL REF.:

[105 ILCS 5/24-12.](#)

[5 ILCS 430/5-60](#)(b), State Officials and Employee Ethics Act.

[325 ILCS 5/7.4](#)(c-10), Abused and Neglected Child Reporting Act.

[Cleveland Bd. of Educ. v. Loudermill](#), 470 U.S. 532 (1985).

29 C.F.R. § 541.118(a)

820 ILCS 105/4a, Minimum Wage Law.

*Barszcz v. Cmty College Dist. No. 504*, 400 F.Supp. 675 (N.D. Ill. 1975).

*Massie v. East St. Louis Sch. Dist. No.189*, 203 Ill.App.3d 965 (5th Dist. 1990).

CROSS REF.: 5:290 (Employment Termination and Suspensions)



**FISCAL YEAR 25**

**LADSE**

**BUDGET PRESENTATION**

# BUDGET ASSUMPTIONS

## New CBU Contract

4.25% Salary Increase  
for CBU Members

## Para Base Increase

Starting Rate \$17 per  
hour

## Consumer Price Index

3.4% (2024)

## DHH Sign Language Interpreter Adjustment

Salaries Adjusted to  
Remain Competitive

## Health Benefits

8% Increase

## IMRF Employer Contributions

2.25% (Flat to PY)

## PD Budget

5% (Flat to PY) with  
2.5% coming from IDEA  
Grant




# BUDGET SUMMARY




**FY2025  
TOTAL BUDGET  
\$32,896,201**

8.77% Increase over PY's  
budget (\$2,652,499)



**NO SIGNIFICANT  
INCREASES**

No significant increases or  
decreases. All new  
expenditures balanced  
proportionately based on  
district needs and requests.



**5.48% FTE  
INCREASE (21)**

4 New CD Classrooms -  
Staff, Supplies, Equipment,  
Contractual Related Services

Virtual LRB Academy

Projected increases of OT,  
SLP and Paras to support  
district requests

# FY25 BUDGET SUMMARY


## FISCAL YEAR 2025

### LAGRANGE AREA DEPARTMENT OF SPECIAL EDUCATION

#### FY25 BUDGET SUMMARY


	FY 2024 BUDGET	FY 2025 BUDGET	\$ CHANGE	% CHANGE
<b>REVENUE</b>				
LOCAL	\$ 27,267,850	\$ 29,815,931	\$ 2,548,081	9.34%
STATE	1,760,112	1,760,112	0	0.00%
FEDERAL	1,215,740	1,320,158	104,418	8.59%
<b>TOTAL REVENUE</b>	<b>\$ 30,243,702</b>	<b>\$ 32,896,201</b>	<b>\$ 2,652,499</b>	<b>8.77%</b>
<b>EXPENDITURES</b>				
SALARIES	\$ 21,326,501	\$ 22,926,050	\$ 1,599,549	7.50%
BENEFITS	5,550,193	6,171,707	621,514	11.20%
PROF. SERVICES	2,330,919	2,651,400	320,481	13.75%
SUPPLIES	271,850	348,300	76,450	28.12%
CAPITAL OUTLAY	30,000	30,000	-	0.00%
OTHER	591,734	592,834	1,100	0.19%
EQUIPMENT	142,505	175,910	33,405	23.44%
<b>TOTAL EXPENDITURE</b>	<b>\$ 30,243,702</b>	<b>\$ 32,896,201</b>	<b>\$ 2,652,499</b>	<b>8.77%</b>
<b>FTE</b>	<b>383</b>	<b>404</b>	<b>21.00</b>	<b>5.48%</b>

# FY25 RATES



Program Tuition Rates			
Multi District Programs	FY24 Budget	FY25 Budget	% Increase
CD & Multi Needs	\$48,966.74	\$50,733.13	3.6
ECE LADSE Classroom	\$34,686.65	\$35,628.85	2.7
Phono	\$6,912.54	\$7,217.35	4.4
K-8 ED Program	\$35,778.47	\$36,862.28	3.0
High School ED Program	\$33,043.64	\$33,994.05	2.9
ED Wrap Services	\$4,705.33	\$4,937.54	4.9

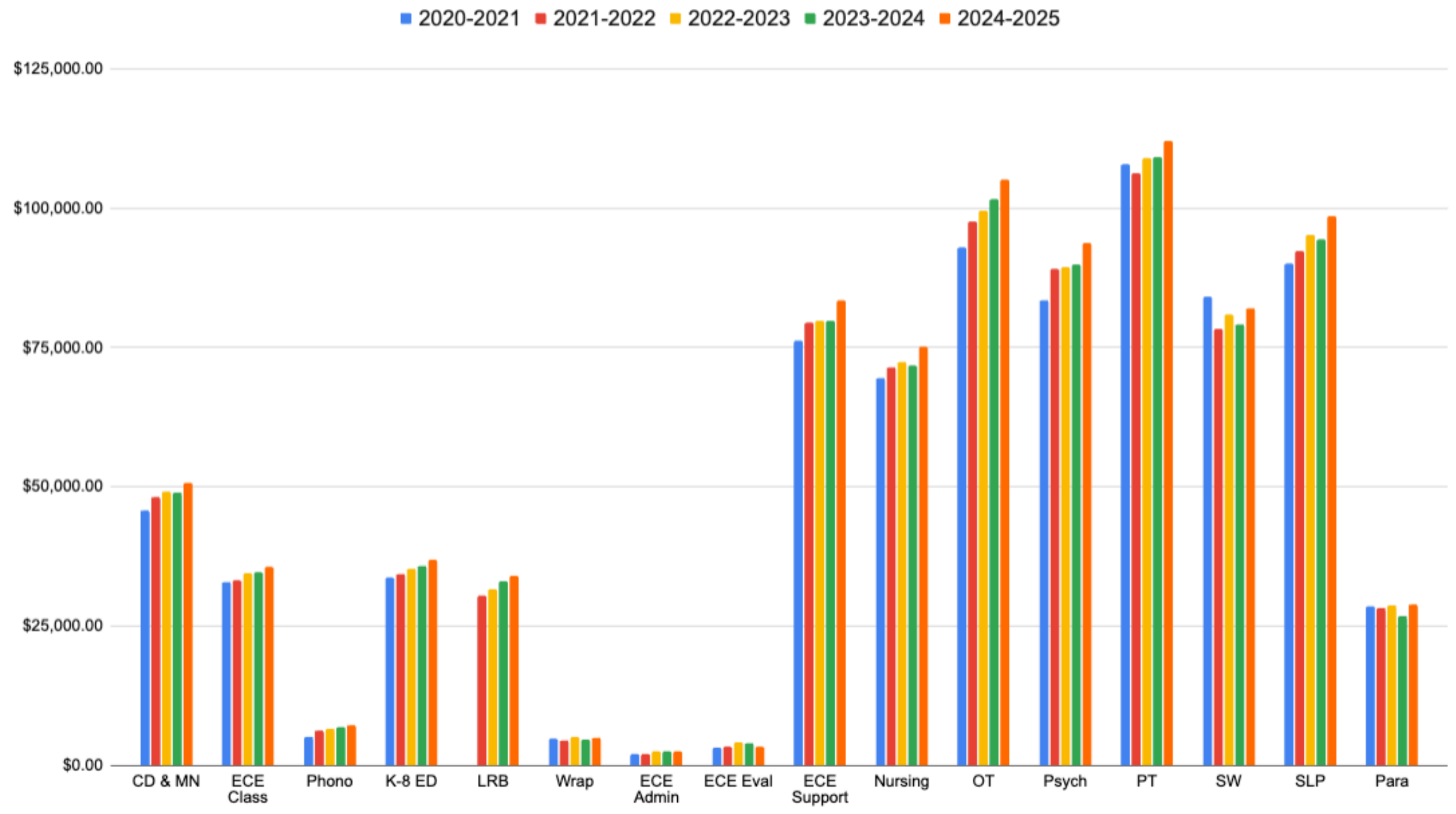
Purchased Service Provider Rates			
Service Provider	FY24 Budget	FY25 Budget	% Increase
ECE Classroom Supports	\$79,775.80	\$83,459.17	4.6
Nursing Services	\$71,818.59	\$75,136.64	4.6
Occupational Therapist	\$101,614.33	\$105,083.13	3.4
Psychologist	\$89,888.56	\$93,791.83	4.3
Physical Therapist	\$109,136.26	\$112,121.50	2.7
Social Worker	\$79,194.18	\$81,965.97	3.5
Speech Pathologist	\$94,342.28	\$98,619.47	4.5
Behavior Interventionist	\$79,177.33	\$81,948.53	3.5
Para Educator	\$26,796.69	\$28,977.12	8.1



# LADSE HISTORICAL RATES

Program/Purchased Service	2020-2021	2021-2022	% Increase	2022-2023	% Increase	2023-2024	% Increase	2024-2025	% Increase	4 Year Mean	% Change from 4 Year Mean
CD & MN	\$45,809.06	\$48,167.91	5.15	\$49,104.30	1.94	\$48,966.59	-0.28	\$50,733.29	3.61	\$48,011.97	5.67
ECE LADSE Classroom	\$32,882.74	\$33,289.14	1.24	\$34,550.74	3.79	\$34,686.64	0.39	\$35,628.85	2.72	\$33,852.32	5.25
Phono	\$5,146.89	\$6,212.78	20.71	\$6,533.07	5.16	\$6,912.53	5.81	\$7,217.35	4.41	\$6,201.32	16.38
K-8 ED Program	\$33,663.77	\$34,320.50	1.95	\$35,395.36	3.13	\$35,778.34	1.08	\$36,862.28	3.03	\$34,789.49	5.96
High School ED Program		\$30,587.86	n/a	\$31,634.67	3.42	\$33,043.61	4.45	\$33,994.05	2.88	\$31,755.38	7.05
ED Wrap Services	\$4,780.49	\$4,545.30	-4.92	\$5,210.75	14.64	\$4,705.31	-9.70	\$4,937.56	4.94	\$4,810.46	2.64
ECE Admin Services	\$2,136.93	\$2,065.69	-3.33	\$2,579.87	24.89	\$2,539.87	-1.55	\$2,569.25	1.16	\$2,330.59	10.24
ECE Evaluations	\$3,207.21	\$3,315.93	3.39	\$4,152.55	25.23	\$4,051.49	-2.43	\$3,413.19	-15.75	\$3,681.80	-7.30
ECE Classroom Supports	\$76,217.79	\$79,401.14	4.18	\$79,782.14	0.48	\$79,775.79	-0.01	\$83,459.17	4.62	\$78,794.22	5.92
Nursing Services	\$69,506.34	\$71,410.86	2.74	\$72,418.96	1.41	\$71,818.57	-0.83	\$75,136.64	4.62	\$71,288.68	5.40
Occupational Therapist	\$93,006.12	\$97,552.11	4.89	\$99,555.23	2.05	\$101,614.25	2.07	\$105,083.21	3.41	\$97,931.93	7.30
Psychologist	\$83,499.74	\$89,105.89	6.71	\$89,442.93	0.38	\$89,888.49	0.50	\$93,791.83	4.34	\$87,984.26	6.60
Physical Therapist	\$107,896.54	\$106,312.83	-1.47	\$108,951.50	2.48	\$109,136.23	0.17	\$112,121.53	2.74	\$108,074.28	3.74
Social Worker	\$84,203.25	\$78,322.82	-6.98	\$80,892.09	3.28	\$79,194.17	-2.10	\$81,965.97	3.50	\$80,653.08	1.63
Speech Pathologist	\$90,020.18	\$92,362.92	2.60	\$95,118.51	2.98	\$94,342.21	-0.82	\$98,619.47	4.53	\$92,960.96	6.09
Para Educator	\$28,560.80	\$28,242.77	-1.11	\$28,728.23	1.72	\$26,796.60	-6.72	\$28,977.05	8.14	\$28,082.10	3.19

### LADSE Programs and Services (5 Year Breakdown)



# NEXT STEPS



Budget shared with Lyons Township Board at next School Board Meeting on June 17

Newspaper contacted about posting budget

**JUNE**

Newspaper publication and public review of budget for 30 days

FY25 Pre-bills finalized and sent out to school districts

**JULY**

Public hearing and approval of final budget by Lyons Township School Board on August 19

**AUGUST**

# FY25 LADSE Budget Breakdown

204

FY25 IDEA FT	\$ 913,263.00	FY25 IDEA PS	\$ -
FY25 FT NPPS	\$ -	FY25 PS NPPS	\$ -

<b>Membership Assessment</b>	<b>District Allocation</b>	<b>IDEA \$\$</b>	<b>Local \$\$</b>
Cooperative Shared Costs	\$ 340,746.02	\$ 231,914.24	\$ 108,831.77

Purchase Services	Cost per 1.0 FTE	Indirect Costs	Requested FTE	Gross Expense	IDEA \$\$	Local \$\$
ECE Admin Services	\$ 2,506.68	\$ -	0.00	\$ -		\$ -
ECE Evaluations	\$ 3,354.94	\$ -	0.00	\$ -	\$ -	\$ -
ECE Classroom Supports	\$ 81,809.70	\$ -	0.00	\$ -		\$ -
Nursing Services	\$ 73,616.77	\$ 7,295.38	4.80	\$ 353,360.47	\$ 353,360.47	\$ 7,295.38
Occupational Therapist	\$ 103,324.45	\$ 2,638.01	1.50	\$ 154,986.68	\$ 154,986.68	\$ 2,638.01
Psychologist	\$ 91,978.97	\$ 7,251.45	4.00	\$ 367,915.89		\$ 375,167.34
Physical Therapist	\$ 110,513.26	\$ 1,447.41	0.90	\$ 99,461.94	\$ 99,461.94	\$ 1,447.41
Social Worker	\$ 80,728.87	\$ -	0.00	\$ -		\$ -
Speech Pathologist	\$ 96,793.00	\$ 6,392.65	3.50	\$ 338,775.50		\$ 345,168.15
Behavior Interventionist	\$ 80,728.87	\$ -	0.00	\$ -		\$ -
Interpreter	\$ 40,000.00	\$ 1,589.49	1.00	\$ 40,000.00	\$ 40,000.00	\$ 1,589.49
Para Educator	\$ 27,387.56	\$ -	0.00	\$ -	\$ -	\$ -
<b>Totals</b>		<b>\$ 26,614.39</b>	<b>15.70</b>	<b>\$ 1,354,500.48</b>	<b>\$ 647,809.09</b>	<b>\$ 733,305.77</b>

Multi District Programs	Cost per 1.0 ADE	Indirect Costs	Estimated ADE	Gross Expense	IDEA \$\$	Local \$\$
CD & Multi Needs	\$ 50,051.72	\$ -	0.00	\$ -		\$ -
ECE LADSE Classroom	\$ 34,639.16	\$ -	0.00	\$ -		\$ -
Phono	\$ 7,047.25	\$ -	0.00	\$ -		\$ -
ED Self Contained	\$ 35,855.07	\$ -	0.00	\$ -		\$ -
ED Wrap	\$ 4,840.20	\$ -	0.00	\$ -		\$ -
Extended School Year	\$ 1,889.77	\$ -	0.00	\$ -		\$ -
ED High School	\$ 33,268.28	\$ 15,966.89	22.00	\$ 731,902.24		\$ 747,869.13
<b>Totals</b>		<b>\$ 15,966.89</b>	<b>22.00</b>	<b>\$ 731,902.24</b>	<b>\$ -</b>	<b>\$ 747,869.13</b>

<b>Expense Summary</b>	<b>Gross Expense</b>	<b>IDEA Flow Thru</b>	<b>Local \$\$</b>
	\$ 2,469,730.02	\$ 879,723.34	\$ 1,590,006.68
		<b>IDEA Pre School</b>	
		\$ -	

## 2024-2025 IDEA Grant Breakdown for LADSE Services

Function Code	Object Code	Expenditure Description and Itemization	IDEA
4000	300	Payment to LaGrange Area Department of Special Education for Administrative Services	\$ 231,914.24
4000	300	Payment to LaGrange Area Department of Special Education for Early Childhood Evaluations	\$ -
4000	300	Payment to LaGrange Area Department of Special Education for Nursing, Occupational therapy, Physical therapy, Para Professional services	\$ 647,809.09
		IDEA Dollars to be used on NPPS (if required), or allowable internal District special education expenses at the District's discretion	\$ - \$ 33,539.66

District Type:

- School District
- Joint Agreement

ILLINOIS STATE BOARD OF EDUCATION  
School Business Services Division

SCHOOL DISTRICT/JOINT AGREEMENT BUDGET FORM \*  
July 1, 2024 - June 30, 2025

Accounting Basis:

- Cash
- Accrual

Deficit Reduction Plan is not required

Is this an amended budget? \_\_\_\_\_

Date of Amended Budget: \_\_\_\_\_

(MM/DD/YY)

District Name:

Lagrange Area Dept Spec Ed-Ladse

District RCDT No:

06016204061

**If your FY2024 AFR states that you need to do a deficit reduction plan and your FY2025 budget is balanced, please state the measures you took to have your budget become balanced. (Bckgrnd-Assumpt 25-26)**

Budget of Lagrange Area Dept Spec Ed-Ladse, County of Cook, State of Illinois, for the Fiscal Year beginning July 1, 2024 and ending June 30, 2025.

WHEREAS the Board of Education of Lagrange Area Dept Spec Ed-Ladse, County of Cook, State of Illinois, caused to be prepared in tentative form a budget, and the Secretary of this Board has made the same conveniently available to public inspection for at least thirty days prior to final action thereon;

AND WHEREAS a public hearing was held as to such budget on the 17 day of June, 2024, notice of said hearing was given at least thirty days prior thereto as required by law, and all other legal requirements have been complied with;

NOW, THEREFORE, Be it resolved by the Board of Education of said district as follows:

Section 1: That the fiscal year of this school district be and the same hereby is fixed and declared to be beginning July 1, 2024 and ending June 30, 2025.

Section 2: That the following budget containing an estimate of amounts available in each Fund, separately, and expenditures from each be and the same is hereby adopted as the budget of this school district for said fiscal year.

**ADOPTION OF BUDGET**

The budget shall be approved and signed below by members of the School Board. Adopted this 19 day of August, 2024 by a roll call vote of \_\_\_\_\_ Yeas, and \_\_\_\_\_ Nays, to wit:

** MEMBERS VOTING YEA:	** MEMBERS VOTING NAY:

\* Based on the 23 Illinois Administrative Code-Part 100 and inconformity with Section 17-1 of the School Code.  
\*\* Type in the members who voted "YEA" nor "NAY". Actual school board member signatures are not required for electronic submission.

- (1) A certified copy of this document must be filed with the county clerk within 30 days of adoption as required by Section 18-50 of the Property Tax Code (35 ILCS 200/18-50).
- (2) Districts are required to submit the adopted/amended budget electronically to ISBE within 30 days of adoption or by October 30, whichever comes first. Budgets are submitted through IWAS: <https://apps.isbe.net/iwas/asp/login.asp?is=true>

Please type the member signatures before submitting to ISBE. We do not accept PDF copies.

	A	B	C	D	E	F	G	H	I	J	K	L
1	<i>Begin entering data on EstRev 6-11 and EstExp 12-20 tabs.</i>		(10)	(20)	(30)	(40)	(50)	(60)	(70)	(80)	(90)	
2	Description: Enter Whole Numbers Only	Acct #	Educational	Operations & Maintenance	Debt Service	Transportation	Municipal Retirement/ Social Security	Capital Projects	Working Cash	Tort	Fire Prevention & Safety	
3	ESTIMATED BEGINNING FUND BALANCE (without Student Activity Funds) <sup>1</sup> as of July 1, 2024		2,176,452	0	0	0	0	0	0	0	0	0
4	<b>RECEIPTS/REVENUES (without Student Activity Funds)</b>											
5	LOCAL SOURCES	1000	29,313,781	0	0	0	0	0	0	0	0	0
6	FLOW-THROUGH RECEIPTS/REVENUES FROM ONE DISTRICT TO ANOTHER DISTRICT	2000	0	0	0	0	0	0	0	0	0	0
7	STATE SOURCES	3000	2,344,262	0	0	0	0	0	0	0	0	0
8	FEDERAL SOURCES	4000	1,238,158	0	0	0	0	0	0	0	0	0
9	Total Direct Receipts/Revenues <sup>8</sup>		32,896,201	0	0	0	0	0	0	0	0	0
10	Receipts/Revenues for "On Behalf" Payments <sup>2</sup>	3998										
11	Total Receipts/Revenues		32,896,201	0	0	0	0	0	0	0	0	0
12	<b>DISBURSEMENTS/EXPENDITURES (without Student Activity Funds)</b>											
13	INSTRUCTION	1000	10,725,353				0			0		
14	SUPPORT SERVICES	2000	21,596,848	0		0	0	0		0	0	0
15	COMMUNITY SERVICES	3000	574,000	0		0	0			0		
16	PAYMENTS TO OTHER DISTRICTS & GOVT UNITS	4000	0	0	0	0	0	0		0	0	0
17	DEBT SERVICES	5000	0	0	0	0	0			0	0	0
18	PROVISION FOR CONTINGENCIES	6000	0	0	0	0	0	0		0	0	0
19	Total Direct Disbursements/Expenditures <sup>9</sup>		32,896,201	0	0	0	0	0		0	0	0
20	Disbursements/Expenditures for "On Behalf" Payments <sup>2</sup>	4180	0	0	0	0	0	0		0	0	0
21	Total Disbursements/Expenditures		32,896,201	0	0	0	0	0		0	0	0
22	Excess of Direct Receipts/Revenues Over (Under) Direct Disbursements/Expenditures		0	0	0	0	0	0	0	0	0	0
23	<b>OTHER SOURCES/USES OF FUNDS</b>											
24	<b>OTHER SOURCES OF FUNDS (7000)</b>											
25	<b>PERMANENT TRANSFER FROM VARIOUS FUNDS</b>											
26	Abolishment the Working Cash Fund <sup>16</sup>	7110										
27	Abatement of the Working Cash Fund <sup>16</sup>	7110										
28	Transfer of Working Cash Fund Interest	7120										
29	Transfer Among Funds	7130										
30	Transfer of Interest	7140										
31	Transfer from Capital Projects Fund to O&M Fund	7150		0								
32	Transfer of Excess Fire Prev & Safety Tax & Interest <sup>3</sup> Proceeds to O&M Fund	7160		0								
33	Transfer of Excess Accumulated Fire Prev & Safety Bond and Int <sup>3a</sup> Proceeds to Debt Service Fund	7170			0							
34	<b>SALE OF BONDS (7200)</b>											
35	Principal on Bonds Sold <sup>4</sup>	7210										
36	Premium on Bonds Sold	7220										
37	Accrued Interest on Bonds Sold	7230										
38	Sale or Compensation for Fixed Assets <sup>5</sup>	7300										
39	Transfer to Debt Service to Pay Principal on GASB 87 Leases	7400			0							
40	Transfer to Debt Service to Pay Interest on GASB 87 Leases	7500			0							
41	Transfer to Debt Service Fund to Pay Principal on Revenue Bonds	7600			0							
42	Transfer to Debt Service Fund to Pay Interest on Revenue Bonds	7700			0							
43	Transfer to Capital Projects Fund	7800						0				
44	ISBE Loan Proceeds	7900										
45	Other Sources Not Classified Elsewhere	7990										
46	Total Other Sources of Funds <sup>8</sup>		0	0	0	0	0	0	0	0	0	0

	A	B	C	D	E	F	G	H	I	J	K	L
1	<i>Begin entering data on EstRev 6-11 and EstExp 12-20 tabs.</i>		(10)	(20)	(30)	(40)	(50)	(60)	(70)	(80)	(90)	
2	Description: Enter Whole Numbers Only	Acct #	Educational	Operations & Maintenance	Debt Service	Transportation	Municipal Retirement/ Social Security	Capital Projects	Working Cash	Tort	Fire Prevention & Safety	
47	<b>OTHER USES OF FUNDS (8000)</b>											
49	<b>TRANSFER TO VARIOUS OTHER FUNDS (8100)</b>											
50	Abolishment or Abatement of the Working Cash Fund <sup>16</sup>	8110							0			
51	Transfer of Working Cash Fund Interest	8120							0			
52	Transfer Among Funds	8130										
53	Transfer of Interest <sup>6</sup>	8140										
54	Transfer from Capital Projects Fund to O&M Fund	8150										
55	Transfer of Excess Fire Prev & Safety Tax & Interest <sup>3</sup> Proceeds to O&M Fund	8160										
56	Transfer of Excess Accumulated Fire Prev & Safety Bond <sup>3a</sup> and Int Proceeds to Debt Service Fund	8170										
57	Taxes Pledged to Pay Principal on GASB 87 Leases	8410										
58	Grants/Reimbursements Pledged to Pay Principal on GASB 87 Leases	8420										
59	Other Revenues Pledged to Pay Principal on GASB 87 Leases	8430										
60	Fund Balance Transfers Pledged to Pay Principal on GASB 87 Leases	8440										
61	Taxes Pledged to Pay Interest on GASB 87 Leases	8510										
62	Grants/Reimbursements Pledged to Pay Interest on GASB 87 Leases	8520										
63	Other Revenues Pledged to Pay Interest on GASB 87 Leases	8530										
64	Fund Balance Transfers Pledged to Pay Interest on GASB 87 Leases	8540										
65	Taxes Pledged to Pay Principal on Revenue Bonds	8610										
66	Grants/Reimbursements Pledged to Pay Principal on Revenue Bonds	8620										
67	Other Revenues Pledged to Pay Principal on Revenue Bonds	8630										
68	Fund Balance Transfers Pledged to Pay Principal on Revenue Bonds	8640										
69	Taxes Pledged to Pay Interest on Revenue Bonds	8710										
70	Grants/Reimbursements Pledged to Pay Interest on Revenue Bonds	8720										
71	Other Revenues Pledged to Pay Interest on Revenue Bonds	8730										
72	Fund Balance Transfers Pledged to Pay Interest on Revenue Bonds	8740										
73	Taxes Transferred to Pay for Capital Projects	8810										
74	Grants/Reimbursements Pledged to Pay for Capital Projects	8820										
75	Other Revenues Pledged to Pay for Capital Projects	8830										
76	Fund Balance Transfers Pledged to Pay for Capital Projects	8840										
77	Transfer to Debt Service Fund to Pay Principal on ISBE Loans	8910										
78	Other Uses Not Classified Elsewhere	8990										
79	<b>Total Other Uses of Funds <sup>9</sup></b>		0	0	0	0	0	0	0	0	0	0
80	<b>Total Other Sources/Uses of Fund</b>		0	0	0	0	0	0	0	0	0	0
81	<b>ESTIMATED ENDING FUND BALANCE (without Student Activity Funds) as of June 30, 2025</b>		2,176,452	0	0	0	0	0	0	0	0	0
82												
83	<b>Student Activity (Fund 11) ESTIMATED BEGINNING FUND BALANCE as of July 1, 2024</b>		0									
84	<b>RECEIPTS/REVENUES (For Student Activity Funds)</b>											
85	<b>Total Student Activity Direct Receipts/Revenues (Local Sources)</b>	1799	0									
86	<b>DISBURSEMENTS/EXPENDITURES (For Student Activity Funds)</b>											
87	<b>Total Student Activity Direct Disbursements/Expenditures</b>	1999	0									
88	<b>Excess of Direct Receipts/Revenues Over (Under) Direct Disbursements/Expenditures</b>		0									
89	<b>Student Activity ESTIMATED ENDING FUND BALANCE as of June 30, 2025</b>		0									
90												

	A	B	C	D	E	F	G	H	I	J	K	L
1	<i>Begin entering data on EstRev 6-11 and EstExp 12-20 tabs.</i>		(10)	(20)	(30)	(40)	(50)	(60)	(70)	(80)	(90)	
2	Description: Enter Whole Numbers Only	Acct #	Educational	Operations & Maintenance	Debt Service	Transportation	Municipal Retirement/ Social Security	Capital Projects	Working Cash	Tort	Fire Prevention & Safety	
91	Total ESTIMATED BEGINNING FUND BALANCE (All Sources Including Student Activity Funds) as of July 1, 2024		2,176,452	0	0	0	0	0	0	0	0	0
92	RECEIPTS/REVENUES (All Sources with Student Activity Funds)											
93	LOCAL SOURCES	1000	29,313,781	0	0	0	0	0	0	0	0	0
94	FLOW-THROUGH RECEIPTS/REVENUES FROM ONE DISTRICT TO ANOTHER DISTRICT	2000	0	0	0	0	0	0	0	0	0	0
95	STATE SOURCES	3000	2,344,262	0	0	0	0	0	0	0	0	0
96	FEDERAL SOURCES	4000	1,238,158	0	0	0	0	0	0	0	0	0
97	Total Direct Receipts/Revenues <sup>8</sup>		32,896,201	0	0	0	0	0	0	0	0	0
98	Receipts/Revenues for "On Behalf" Payments <sup>2</sup>	3998	0	0	0	0	0	0	0	0	0	0
99	Total Receipts/Revenues		32,896,201	0	0	0	0	0	0	0	0	0
100	DISBURSEMENTS/EXPENDITURES (All Sources with Student Activity Funds)											
101	INSTRUCTION	1000	10,725,353	0	0	0	0	0	0	0	0	0
102	SUPPORT SERVICES	2000	21,596,848	0	0	0	0	0	0	0	0	0
103	COMMUNITY SERVICES	3000	574,000	0	0	0	0	0	0	0	0	0
104	PAYMENTS TO OTHER DISTRICTS & GOVT UNITS	4000	0	0	0	0	0	0	0	0	0	0
105	DEBT SERVICES	5000	0	0	0	0	0	0	0	0	0	0
106	PROVISION FOR CONTINGENCIES	6000	0	0	0	0	0	0	0	0	0	0
107	Total Direct Disbursements/Expenditures <sup>9</sup>		32,896,201	0	0	0	0	0	0	0	0	0
108	Disbursements/Expenditures for "On Behalf" Payments <sup>2</sup>	4180	0	0	0	0	0	0	0	0	0	0
109	Total Disbursements/Expenditures		32,896,201	0	0	0	0	0	0	0	0	0
110	Excess of Direct Receipts/Revenues Over (Under) Direct Disbursements/Expenditures		0	0	0	0	0	0	0	0	0	0
111	OTHER SOURCES/USES OF FUNDS											
112	OTHER SOURCES OF FUNDS (7000)											
113	Total Other Sources of Funds <sup>8</sup>		0	0	0	0	0	0	0	0	0	0
114	OTHER USES OF FUNDS (8000)											
116	Total Other Uses of Funds <sup>9</sup>		0	0	0	0	0	0	0	0	0	0
117	Total Other Sources/Uses of Fund		0	0	0	0	0	0	0	0	0	0
118	ESTIMATED ENDING FUND BALANCE (All Sources with Student Activity Funds) as of June 30, 2025		2,176,452	0	0	0	0	0	0	0	0	0
119												
120	SUMMARY OF EXPENDITURES Without Student Activity Funds (by Major Object)											
121	Description	Acct #	(10)	(20)	(30)	(40)	(50)	(60)	(70)	(80)	(90)	Total By Object
122			Educational	Operations & Maintenance	Debt Service	Transportation	Municipal Retirement/ Social Security	Capital Projects	Working Cash	Tort	Fire Prevention & Safety	
123	Object Name											
124	Salaries	100	23,036,229	0	0	0	0	0	0	0	0	23,036,229
125	Employee Benefits	200	6,068,183	0	0	0	0	0	0	0	0	6,068,183
126	Purchased Services	300	2,639,069	0	0	0	0	0	0	0	0	2,639,069
127	Supplies & Materials	400	344,676	0	0	0	0	0	0	0	0	344,676
128	Capital Outlay	500	30,000	0	0	0	0	0	0	0	0	30,000
129	Other Objects	600	604,834	0	0	0	0	0	0	0	0	604,834
130	Non-Capitalized Equipment	700	173,210	0	0	0	0	0	0	0	0	173,210
131	Termination Benefits	800	0	0	0	0	0	0	0	0	0	0
132	Total Expenditures		32,896,201	0	0	0	0	0	0	0	0	32,896,201

	A	B	C	D	E	F	G	H	I	J	K
1			(10)	(20)	(30)	(40)	(50)	(60)	(70)	(80)	(90)
2	Description: Enter Whole Numbers Only	Acct #	Educational	Operations & Maintenance	Debt Service	Transportation	Municipal Retirement/ Social Security	Capital Projects	Working Cash	Tort	Fire Prevention & Safety
3	BEGINNING CASH BALANCE ON HAND (without Student Activity Funds) <sup>7</sup> as of July 1, 2024		2,176,452	0	0	0	0	0	0	0	0
4	Total Direct Receipts & Other Sources <sup>8</sup>		32,896,201	0	0	0	0	0	0	0	0
5	<b>OTHER RECEIPTS</b>										
6	Interfund Loans Payable (Loans from Other Funds)	411									
7	Interfund Loans Receivable (Repayment of Loans)	141									
8	Notes and Warrants Payable	433									
9	Other Current Assets	199									
10	Total Other Receipts		0	0	0	0	0	0	0	0	0
11	Total Direct Receipts, Other Sources, & Other Receipts		32,896,201	0	0	0	0	0	0	0	0
12	Total Amount Available		35,072,653	0	0	0	0	0	0	0	0
13	Total Direct Disbursements & Other Uses <sup>9</sup>		32,896,201	0	0	0	0	0	0	0	0
14	<b>OTHER DISBURSEMENTS</b>										
15	Interfund Loans Receivable (Loans to Other Funds) <sup>10</sup>	141									
16	Interfund Loans Payable (Repayment of Loans)	411									
17	Notes and Warrants Payable	433									
18	Other Current Liabilities	499									
19	Total Other Disbursements		0	0	0	0	0	0	0	0	0
20	Total Direct Disbursements, Other Uses, & Other Disbursements		32,896,201	0	0	0	0	0	0	0	0
21	ENDING CASH BALANCE ON HAND (without Student Activity Funds) as of June 30, 2025		2,176,452	0	0	0	0	0	0	0	0
22											
23	Activity Funds BEGINNING CASH BALANCE ON HAND <sup>7</sup> as of July 1, 2024		0								
24	Total Direct Receipts & Other Sources <sup>8</sup>		0								
25	Total Amount Available		0								
26	Total Direct Disbursements & Other Uses <sup>9</sup>		0								
27	Activity funds ENDING CASH BALANCE ON HAND <sup>7</sup> as of June 30, 2025		0								
28											
29	Total BEGINNING CASH BALANCE ON HAND (with Student Activity Funds) <sup>7</sup> as of July 1, 2024		2,176,452	0	0	0	0	0	0	0	0
30	Total Direct Receipts & Other Sources <sup>8</sup>		32,896,201	0	0	0	0	0	0	0	0
31	Total Other Receipts		0	0	0	0	0	0	0	0	0
32	Total Direct Receipts, Other Sources, & Other Receipts		32,896,201	0	0	0	0	0	0	0	0
33	Total Amount Available		35,072,653	0	0	0	0	0	0	0	0
34	Total Direct Disbursements & Other Uses <sup>9</sup>		32,896,201	0	0	0	0	0	0	0	0
35	Total Other Disbursements		0	0	0	0	0	0	0	0	0
36	Total Direct Disbursements, Other Uses, & Other Disbursements		32,896,201	0	0	0	0	0	0	0	0
37	Total ENDING CASH BALANCE ON HAND (with Student Activity Funds) <sup>7</sup> as of June 30, 2025		2,176,452	0	0	0	0	0	0	0	0

	A	B	C	D	E	F	G	H	I	J	K
1			(10)	(20)	(30)	(40)	(50)	(60)	(70)	(80)	(90)
2	Description: Enter Whole Numbers Only	Acct #	Educational	Operations & Maintenance	Debt Service	Transportation	Municipal Retirement/ Social Security	Capital Projects	Working Cash	Tort	Fire Prevention & Safety
3	<b>RECEIPTS/REVENUES FROM LOCAL SOURCES (1000)</b>										
4	<b>AD VALOREM TAXES LEVIED BY LOCAL EDUCATION AGENCY</b>	<b>1100</b>									
5	Designated Purposes Levies <sup>11</sup> (1110-1120)	-									
6	Leasing Purposes Levy <sup>12</sup>	1130									
7	Special Education Purposes Levy	1140									
8	FICA and Medicare Only Levies	1150									
9	Area Vocational Construction Purposes Levy	1160									
10	Summer School Purposes Levy	1170									
11	Other Tax Levies (Describe & Itemize)	1190									
12	<b>Total Ad Valorem Taxes Levied by District</b>		0	0	0	0	0	0	0	0	0
13	<b>PAYMENTS IN LIEU OF TAXES</b>	<b>1200</b>									
14	Mobile Home Privilege Tax	1210									
15	Payments from Local Housing Authority	1220									
16	Corporate Personal Property Replacement Taxes <sup>13</sup>	1230									
17	Other Payments in Lieu of Taxes (Describe & Itemize)	1290									
18	<b>Total Payments in Lieu of Taxes</b>		0	0	0	0	0	0	0	0	0
19	<b>TUITION</b>	<b>1300</b>									
20	Regular Tuition from Pupils or Parents (In State)	1311									
21	Regular Tuition from Other Districts (In State)	1312									
22	Regular Tuition from Other Sources (In State)	1313									
23	Regular Tuition from Other Sources (Out of State)	1314									
24	Summer School Tuition from Pupils or Parents (In State)	1321									
25	Summer School Tuition from Other Districts (In State)	1322	436,434								
26	Summer School Tuition from Other Sources (In State)	1323									
27	Summer School Tuition from Other Sources (Out of State)	1324									
28	CTE Tuition from Pupils or Parents (In State)	1331									
29	CTE Tuition from Other Districts (In State)	1332									
30	CTE Tuition from Other Sources (In State)	1333									
31	CTE Tuition from Other Sources (Out of State)	1334									
32	Special Education Tuition from Pupils or Parents (In State)	1341									
33	Special Education Tuition from Other Districts (In State)	1342	28,877,347								
34	Special Education Tuition from Other Sources (In State)	1343									
35	Special Education Tuition from Other Sources (Out of State)	1344									
36	Adult Tuition from Pupils or Parents (In State)	1351									
37	Adult Tuition from Other Districts (In State)	1352									
38	Adult Tuition from Other Sources (In State)	1353									
39	Adult Tuition from Other Sources (Out of State)	1354									
40	<b>Total Tuition</b>		29,313,781								
41	<b>TRANSPORTATION FEES</b>	<b>1400</b>									
42	Regular Transportation Fees from Pupils or Parents (In State)	1411									
43	Regular Transportation Fees from Other Districts (In State)	1412									
44	Regular Transportation Fees from Other Sources (In State)	1413									
45	Regular Transportation Fees from Co-curricular Activities (In State)	1415									
46	Regular Transportation Fees from Other Sources (Out of State)	1416									
47	Summer School Transportation Fees from Pupils or Parents (In State)	1421									
48	Summer School Transportation Fees from Other Districts (In State)	1422									
49	Summer School Transportation Fees from Other Sources (In State)	1423									
50	Summer School Transportation Fees from Other Sources (Out of State)	1424									
51	CTE Transportation Fees from Pupils or Parents (In State)	1431									
52	CTE Transportation Fees from Other Districts (In State)	1432									
53	CTE Transportation Fees from Other Sources (In State)	1433									
54	CTE Transportation Fees from Other Sources (Out of State)	1434									
55	Special Education Transportation Fees from Pupils or Parents (In State)	1441									
56	Special Education Transportation Fees from Other Districts (In State)	1442									

	A	B	C	D	E	F	G	H	I	J	K
1			(10)	(20)	(30)	(40)	(50)	(60)	(70)	(80)	(90)
2	Description: Enter Whole Numbers Only	Acct #	Educational	Operations & Maintenance	Debt Service	Transportation	Municipal Retirement/ Social Security	Capital Projects	Working Cash	Tort	Fire Prevention & Safety
57	Special Education Transportation Fees from Other Sources (In State)	1443									
58	Special Education Transportation Fees from Other Sources (Out of State)	1444									
59	Adult Transportation Fees from Pupils or Parents (In State)	1451									
60	Adult Transportation Fees from Other Districts (In State)	1452									
61	Adult Transportation Fees from Other Sources (In State)	1453									
62	Adult Transportation Fees from Other Sources (Out of State)	1454									
63	<b>Total Transportation Fees</b>					0					
64	<b>EARNINGS ON INVESTMENTS</b>	<b>1500</b>									
65	Interest on Investments	1510									
66	Gain or Loss on Sale of Investments	1520									
67	<b>Total Earnings on Investments</b>		0	0	0	0	0	0	0	0	0
68	<b>FOOD SERVICE</b>	<b>1600</b>									
69	Sales to Pupils - Lunch	1611									
70	Sales to Pupils - Breakfast	1612									
71	Sales to Pupils - A la Carte	1613									
72	Sales to Pupils - Other (Describe & Itemize)	1614									
73	Sales to Adults	1620									
74	Other Food Service (Describe & Itemize)	1690									
75	<b>Total Food Service</b>		0								
76	<b>DISTRICT/SCHOOL ACTIVITY INCOME</b>	<b>1700</b>									
77	Admissions - Athletic	1711									
78	Admissions - Other	1719									
79	Fees	1720									
80	Book Store Sales	1730									
81	Other District/School Activity Revenue (Describe & Itemize)	1790									
82	Student Activity Fund Revenues	1799									
83	<b>Total District/School Activity Income (without Student Activity Funds 1799)</b>		0	0							
84	<b>Total District/School Activity Income (with Student Activity Funds 1799)</b>		0								
85	<b>TEXTBOOK INCOME</b>	<b>1800</b>									
86	Textbook Rentals - Regular Textbooks	1811									
87	Textbook Rentals - Summer School Textbooks	1812									
88	Textbook Rentals - Adult/Continuing Education Textbooks	1813									
89	Textbook Rentals - Other (Describe & Itemize)	1819									
90	Textbook Sales - Regular Textbooks	1821									
91	Textbook Sales - Summer School	1822									
92	Textbook Sales - Adult/Continuing Education	1823									
93	Textbook Sales - Other (Describe & Itemize)	1829									
94	Other Textbook Income (Describe & Itemize)	1890									
95	<b>Total Textbooks</b>		0								
96	<b>OTHER REVENUE FROM LOCAL SOURCES</b>	<b>1900</b>									
97	Rentals	1910									
98	Contributions and Donations from Private Sources	1920									
99	Impact Fees from Municipal or County Governments	1930									
100	Services Provided Other Districts	1940									
101	Refund of Prior Years' Expenditures	1950									
102	Payments of Surplus Moneys from TIF Districts	1960									
103	Drivers' Education Fees	1970									
104	Proceeds from Vendors' Contracts	1980									
105	School Facility Occupation Tax Proceeds	1983									
106	Payment from Other Districts	1991									
107	Sale of Vocational Projects	1992									
108	Other Local Fees (Describe & Itemize)	1993									
109	Other Local Revenues (Describe & Itemize)	1999									
110	<b>Total Other Revenue from Local Sources</b>		0	0	64	0	0	0	0	0	0

	A	B	C	D	E	F	G	H	I	J	K
1	Description: Enter Whole Numbers Only	Acct #	(10)	(20)	(30)	(40)	(50)	(60)	(70)	(80)	(90)
2			Educational	Operations & Maintenance	Debt Service	Transportation	Municipal Retirement/ Social Security	Capital Projects	Working Cash	Tort	Fire Prevention & Safety
111	Total Receipts/Revenues from Local Sources (without Student Activity Funds 1799)	1000	29,313,781	0	0	0	0	0	0	0	0
112	Total Receipts/Revenues from Local Sources (with Student Activity Funds 1799)		29,313,781								
113	<b>FLOW-THROUGH RECEIPTS/REVENUES FROM ONE DISTRICT TO ANOTHER DISTRICT (2000)</b>										
114	Flow-Through Revenue from State Sources	2100									
115	Flow-Through Revenue from Federal Sources	2200									
116	Other Flow-Through Revenue (Describe & Itemize)	2300									
117	Total Flow-Through Receipts/Revenues From One District to Another District	2000	0	0		0	0				
118	<b>RECEIPTS/REVENUES FROM STATE SOURCES (3000)</b>										
119	<b>UNRESTRICTED GRANTS-IN-AID (3001-3099)</b>										
120	Evidence Based Funding Formula (Section 18-8.15)	3001	1,650,105								
121	Reorganization Incentives (Accounts 3005-3021)	3005									
122	Fast Growth District Grants	3030									
123	Other Unrestricted Grants-In-Aid From State Sources (Describe & Itemize)	3099									
124	Total Unrestricted Grants-in-Aid		1,650,105	0	0	0	0	0		0	0
125	<b>RESTRICTED GRANTS-IN-AID (3100-3900)</b>										
126	<b>SPECIAL EDUCATION</b>										
127	Special Education - Private Facility Tuition	3100									
128	Special Education - Funding for Children Requiring Sp Ed Services	3105									
129	Special Education - Personnel	3110									
130	Special Education - Orphanage - Individual	3120									
131	Special Education - Orphanage - Summer Individual	3130									
132	Special Education - Summer School	3145									
133	Special Education - Other (Describe & Itemize)	3199									
134	Total Special Education		0	0		0					
135	<b>CAREER AND TECHNICAL EDUCATION (CTE)</b>										
136	CTE - Technical Education - Tech Prep	3200									
137	CTE - Secondary Program Improvement (CTEI)	3220									
138	CTE - WECEP	3225									
139	CTE - Agriculture Education	3235									
140	CTE - Instructor Practicum	3240									
141	CTE - Student Organizations	3270									
142	CTE - Other (Describe & Itemize)	3299									
143	Total Career and Technical Education		0	0			0				
144	<b>BILINGUAL EDUCATION</b>										
145	Bilingual Education - Downstate - TPI and TBE	3305									
146	Bilingual Education - Downstate - Transitional Bilingual Education	3310									
147	Total Bilingual Education		0				0				
148	State Free Lunch & Breakfast	3360									
149	School Breakfast Initiative	3365									
150	Driver Education	3370									
151	Adult Education (from ICCB)	3410									
152	Adult Education - Other (Describe & Itemize)	3499									
153	<b>TRANSPORTATION</b>										
154	Transportation - Regular and Vocational	3500									
155	Transportation - Special Education	3510	110,000								
156	Transportation - Other (Describe & Itemize)	3599									
157	Total Transportation		110,000	0		0	0				
158	Learning Improvement - Change Grants	3610									
159	Scientific Literacy	3660									
160	Truant Alternative/Optional Education	3695									

65

	A	B	C	D	E	F	G	H	I	J	K
1			(10)	(20)	(30)	(40)	(50)	(60)	(70)	(80)	(90)
2	Description: Enter Whole Numbers Only	Acct #	Educational	Operations & Maintenance	Debt Service	Transportation	Municipal Retirement/ Social Security	Capital Projects	Working Cash	Tort	Fire Prevention & Safety
161	Early Childhood - Block Grant	3705	584,157								
162	Chicago General Education Block Grant	3766									
163	Chicago Educational Services Block Grant	3767									
164	School Safety & Educational Improvement Block Grant	3775									
165	Technology - Technology for Success	3780									
166	State Charter Schools	3815									
167	Extended Learning Opportunities - Summer Bridges	3825									
168	Infrastructure Improvements - Planning/Construction	3920									
169	School Infrastructure - Maintenance Projects	3925									
170	Other Restricted Revenue from State Sources <i>(Describe &amp; Itemize)</i>	3999									
171	<b>Total Restricted Grants-In-Aid</b>		694,157	0	0	0	0	0	0	0	0
172	<b>Total Receipts/Revenues from State Sources</b>	3000	2,344,262	0	0	0	0	0	0	0	0
173	<b>RECEIPTS/REVENUES FROM FEDERAL SOURCES (4000)</b>										
174	<b>UNRESTRICTED GRANTS-IN-AID RECEIVED DIRECTLY FROM FEDERAL GOVT. (4001-4009)</b>										
175	Federal Impact Aid	4001									
176	Other Unrestricted Grants-In-Aid Received from Fed. Govt. <i>(Describe &amp; Itemize)</i>	4009									
177	<b>Total Unrestricted Grants-In-Aid Received Directly from Fed Govt</b>		0	0	0	0	0	0	0	0	0
178	<b>RESTRICTED GRANTS-IN-AID RECEIVED DIRECTLY FROM FEDERAL GOVT (4045-4090)</b>										
179	Head Start	4045									
180	Construction (Impact Aid)	4050									
181	MAGNET	4060									
182	Other Restricted Grants-In-Aid Received from Fed. Govt. <i>(Describe &amp; Itemize)</i>	4090									
183	<b>Total Restricted Grants-In-Aid Received Directly from Federal Govt.</b>		0	0		0	0	0			0
184	<b>RESTRICTED GRANTS-IN-AID RECEIVED FROM FEDERAL GOVT. THRU THE STATE (4100-4999)</b>										
185	<b>TITLE V</b>										
186	Title V - Flexibility and Accountability	4100									
187	Title V - SEA Projects	4105									
188	Title V - Rural Education Initiative (REI)	4107									
189	Title V - Other <i>(Describe &amp; Itemize)</i>	4199									
190	<b>Total Title V</b>		0	0		0	0				
191	<b>FOOD SERVICE</b>										
192	Breakfast Start-Up Expansion	4200									
193	National School Lunch Program	4210									
194	Special Milk Program	4215									
195	School Breakfast Program	4220									
196	Summer Food Service Admin/Program	4225									
197	Child and Adult Care Food Program	4226									
198	Fresh Fruit and Vegetables	4240									
199	Food Service - Other <i>(Describe &amp; Itemize)</i>	4299									
200	<b>Total Food Service</b>		0			0	0				
201	<b>TITLE I</b>										
202	Title I - Low Income	4300									
203	Title I - Low Income - Neglected, Private	4305									
204	Title I - Migrant Education	4340									
205	Title I - Other <i>(Describe &amp; Itemize)</i>	4399									
206	<b>Total Title I</b>		0	0		0	0				
207	<b>TITLE IV</b>										
208	Title IV - Student Support & Academic Enrichment Grant	4400									
209	Title IV - Part A - Student Support & Academic Enrichment Grants Safe and Drug Free Schools	4415									

1	A	B	C	D	E	F	G	H	I	J	K
2	Description: Enter Whole Numbers Only	Acct #	(10) Educational	(20) Operations & Maintenance	(30) Debt Service	(40) Transportation	(50) Municipal Retirement/ Social Security	(60) Capital Projects	(70) Working Cash	(80) Tort	(90) Fire Prevention & Safety
210	Title IV - 21st Century	4421									
211	Title IV - Other (Describe & Itemize)	4499									
212	<b>Total Title IV</b>		0	0		0	0				
213	<b>FEDERAL - SPECIAL EDUCATION</b>										
214	Federal Special Education - Preschool Flow-Through	4600									
215	Federal Special Education - Preschool Discretionary	4605									
216	Federal Special Education - IDEA Flow Through	4620									
217	Federal Special Education - IDEA Room & Board	4625									
218	Federal Special Education - IDEA Discretionary	4630									
219	Federal Special Education - IDEA - Other (Describe & Itemize)	4699									
220	<b>Total Federal Special Education</b>		0	0		0	0				
221	<b>CTE - PERKINS</b>										
222	CTE - Perkins-Title III E Tech Prep	4770									
223	CTE - Other (Describe & Itemize)	4799									
224	<b>Total CTE - Perkins</b>		0	0			0				
225	Federal - Adult Education	4810									
226	ARRA - General State Aid - Education Stabilization	4850									
227	ARRA - Title I - Low Income	4851									
228	ARRA - Title I - Neglected, Private	4852									
229	ARRA - Title I - Delinquent, Private	4853									
230	ARRA - Title I - School Improvement (Part A)	4854									
231	ARRA - Title I - School Improvement (Section 1003g)	4855									
232	ARRA - IDEA - Part B - Preschool	4856									
233	ARRA - IDEA - Part B - Flow-Through	4857									
234	ARRA - Title IID - Technology - Formula	4860									
235	ARRA - Title IID - Technology - Competitive	4861									
236	ARRA - McKinney - Vento Homeless Education	4862									
237	ARRA - Child Nutrition Equipment Assistance	4863									
238	Impact Aid Formula Grants	4864									
239	Impact Aid Competitive Grants	4865									
240	Qualified Zone Academy Bond Tax Credits	4866									
241	Qualified School Construction Bond Credits	4867									
242	Build America Bond Tax Credits	4868									
243	Build America Bond Interest Reimbursement	4869									
244	ARRA - General State Aid - Other Government Services Stabilization	4870									
245	Other ARRA Funds - II	4871									
246	Other ARRA Funds - III	4872									
247	Other ARRA Funds - IV	4873									
248	Other ARRA Funds - V	4874									
249	ARRA - Early Childhood	4875									
250	Other ARRA Funds - VII	4876									
251	Other ARRA Funds - VIII	4877									
252	Other ARRA Funds - IX	4878									
253	Other ARRA Funds - X	4879									
254	Other ARRA Funds - Ed Job Fund Program	4880									
255	<b>Total Stimulus Programs</b>		0	0	0	0	0	0		0	0
256	Race to the Top Program	4901									
257	Race to the Top - Preschool Expansion Grant	4902									
258	Title III - Instruction for English Learners & Immigrant Students	4905									
259	Title III - English Language Acquisition	4909									
260	McKinney Education for Homeless Children	4920									
261	Title II - Eisenhower - Professional Development Formula	4930									
262	Title II - Teacher Quality	4932									
263	Title II - Part A - Supporting Effective Instruction - State Grants	4935									
264	Federal Charter Schools	4960									
265	State Assessment Grants	4981									

67

	A	B	C	D	E	F	G	H	I	J	K
1			(10)	(20)	(30)	(40)	(50)	(60)	(70)	(80)	(90)
2	Description: Enter Whole Numbers Only	Acct #	Educational	Operations & Maintenance	Debt Service	Transportation	Municipal Retirement/ Social Security	Capital Projects	Working Cash	Tort	Fire Prevention & Safety
266	Grant for State Assessments and Related Activities	4982									
267	Medicaid Matching Funds - Administrative Outreach	4991	325,000								
268	Medicaid Matching Funds - Fee-For-Service Program	4992									
269	Other Restricted Grants Received from Fed. Govt. thru State <i>(Describe &amp; Itemize)</i>	4998	913,158								
270	<b>Total Restricted Grants-In-Aid Received from Federal Govt. Thru the State</b>		1,238,158	0	0	0	0	0		0	0
271	<b>TOTAL RECEIPTS/REVENUES FROM FEDERAL SOURCES</b>	4000	1,238,158	0	0	0	0	0	0	0	0
272	<b>TOTAL DIRECT RECEIPTS/REVENUES (without Student Activity Funds 1799)</b>		32,896,201	0	0	0	0	0	0	0	0
273	<b>TOTAL DIRECT RECEIPTS/REVENUES (with Student Activity Funds 1799)</b>		32,896,201								



	A	B	C	D	E	F	G	H	I	J	K
1	Description: Enter Whole Numbers Only	Funct #	(100) Salaries	(200) Employee Benefits	(300) Purchased Services	(400) Supplies & Materials	(500) Capital Outlay	(600) Other Objects	(700) Non-Capitalized Equipment	(800) Termination Benefits	(900) Total
60	<b>Support Services - Business</b>	<b>2500</b>									
61	Direction of Business Support Services	2510	125,100	50,959	3,000	2,200			1,000		182,259
62	Fiscal Services	2520									0
63	Operation & Maintenance of Plant Services	2540	98,786	56,995	92,500	54,206	30,000		6,000		338,487
64	Pupil Transportation Services	2550			46,850						46,850
65	Food Services	2560									0
66	Internal Services	2570			956,750						956,750
67	<b>Total Support Services - Business</b>	<b>2500</b>	<b>223,886</b>	<b>107,954</b>	<b>1,099,100</b>	<b>56,406</b>	<b>30,000</b>	<b>0</b>	<b>7,000</b>	<b>0</b>	<b>1,524,346</b>
68	<b>Support Services - Central</b>	<b>2600</b>									
69	Direction of Central Support Services	2610	463,749	196,169							659,918
70	Planning, Research, Development & Evaluation Services	2620									0
71	Information Services	2630			93,800	13,500		1,200	121,150		229,650
72	Staff Services	2640	114,675	40,307	9,400						164,382
73	Data Processing Services	2660									0
74	<b>Total Support Services - Central</b>	<b>2600</b>	<b>578,424</b>	<b>236,476</b>	<b>103,200</b>	<b>13,500</b>	<b>0</b>	<b>1,200</b>	<b>121,150</b>	<b>0</b>	<b>1,053,950</b>
75	<b>Other Support Services - Misc. (Describe &amp; Itemize)</b>	<b>2900</b>									0
76	<b>Total Support Services</b>	<b>2000</b>	<b>15,265,216</b>	<b>4,131,810</b>	<b>1,880,502</b>	<b>128,656</b>	<b>30,000</b>	<b>17,634</b>	<b>143,030</b>	<b>0</b>	<b>21,596,848</b>
77	<b>COMMUNITY SERVICES (ED)</b>	<b>3000</b>			2,000	6,000		566,000			574,000
78	<b>PAYMENTS TO OTHER DIST &amp; GOVT UNITS (ED)</b>	<b>4000</b>									
79	<b>Payments to Other Dist &amp; Govt Units (In-State)</b>	<b>4100</b>									
80	Payments for Regular Programs	4110									0
81	Payments for Special Education Programs	4120									0
82	Payments for Adult/Continuing Education Programs	4130									0
83	Payments for CTE Programs	4140									0
84	Payments for Community College Programs	4170									0
85	Other Payments to In-State Govt Units - Programs (Describe & Itemize)	4190									0
86	<b>Total Payments to Other Dist &amp; Govt Units (In-State)</b>	<b>4100</b>			0			0			0
87	Payments for Regular Programs - Tuition	4210									0
88	Payments for Special Education Programs - Tuition	4220									0
89	Payments for Adult/Continuing Education Programs - Tuition	4230									0
90	Payments for CTE Programs - Tuition	4240									0
91	Payments for Community College Programs - Tuition	4270									0
92	Payments for Other Programs - Tuition	4280									0
93	Other Payments to In-State Govt Units - Tuition (Describe & Itemize)	4290									0
94	<b>Total Payments to Other Dist &amp; Govt Units - Tuition (In State)</b>	<b>4200</b>						0			0
95	Payments for Regular Programs - Transfers	4310									0
96	Payments for Special Education Programs - Transfers	4320									0
97	Payments for Adult/Continuing Ed Programs - Transfers	4330									0
98	Payments for CTE Programs - Transfers	4340									0
99	Payments for Community College Program - Transfers	4370									0
100	Payments for Other Programs - Transfers	4380									0
101	Other Payments to In-State Govt Units - Transfers (Describe & Itemize)	4390									0
102	<b>Total Payments to Other Dist &amp; Govt Units-Transfers (In State)</b>	<b>4300</b>			0			0			0
103	Payments to Other Dist & Govt Units (Out of State)	4400									0
104	<b>Total Payments to Other Dist &amp; Govt Units</b>	<b>4000</b>			0			0			0
105	<b>DEBT SERVICE (ED)</b>	<b>5000</b>									
106	<b>Debt Service - Interest on Short-Term Debt</b>	<b>5100</b>									
107	Tax Anticipation Warrants	5110									0
108	Tax Anticipation Notes	5120									0
109	Corporate Personal Property Repl Tax Anticipated Notes	5130									0
110	State Aid Anticipation Certificates	5140									0
111	Other Interest on Short-Term Debt (Describe & Itemize)	5150									0
112	<b>Total Debt Service - Interest on Short-Term Debt</b>	<b>5100</b>						0			0
113	<b>Debt Service - Interest on Long-Term Debt</b>	<b>5200</b>									0
114	<b>Total Debt Service</b>	<b>5000</b>						0			0
115	<b>PROVISION FOR CONTINGENCIES (ED)</b>	<b>6000</b>									0
116	<b>Total Direct Disbursements/Expenditures (without Student Activity Funds (1999))</b>		<b>23,036,229</b>	<b>6,068,183</b>	<b>2,639,069</b>	<b>344,676</b>	<b>30,000</b>	<b>604,834</b>	<b>173,210</b>	<b>0</b>	<b>32,896,201</b>

	A	B	C	D	E	F	G	H	I	J	K
1	Description: Enter Whole Numbers Only	Funct #	(100) Salaries	(200) Employee Benefits	(300) Purchased Services	(400) Supplies & Materials	(500) Capital Outlay	(600) Other Objects	(700) Non-Capitalized Equipment	(800) Termination Benefits	(900) Total
117	Total Direct Disbursements/Expenditures (with Student Activity Funds (1999))		23,036,229	6,068,183	2,639,069	344,676	30,000	604,834	173,210	0	32,896,201
118	Excess (Deficiency) of Receipts/Revenues Over Disbursements/Expenditures (without Student Activity Funds 1999)										0
119	Excess (Deficiency) of Receipts/Revenues Over Disbursements/Expenditures (with Student Activity Funds 1999)										0
120											
121	<b>20 - OPERATIONS AND MAINTENANCE FUND (O&amp;M)</b>										
122	<b>SUPPORT SERVICES (O&amp;M)</b>	<b>2000</b>									
123	Support Services - Pupil	2100									
124	Other Support Services - Pupils (Describe & Itemize)	2190									0
125	<b>Support Services - Business</b>	<b>2500</b>									
126	Direction of Business Support Services	2510									0
127	Facilities Acquisition & Construction Services	2530									0
128	Operation & Maintenance of Plant Services	2540									0
129	Pupil Transportation Services	2550									0
130	Food Services	2560									0
131	<b>Total Support Services - Business</b>	<b>2500</b>	0	0	0	0	0	0	0	0	0
132	<b>Other Support Services - Misc. (Describe &amp; Itemize)</b>	<b>2900</b>									0
133	<b>Total Support Services</b>	<b>2000</b>	0	0	0	0	0	0	0	0	0
134	<b>COMMUNITY SERVICES (O&amp;M)</b>	<b>3000</b>									0
135	<b>PAYMENTS TO OTHER DIST &amp; GOVT UNITS (O&amp;M)</b>	<b>4000</b>									
136	<b>Payments to Other Dist &amp; Govt Units (In-State)</b>	<b>4100</b>									
137	Payments for Regular Programs	4110									0
138	Payments for Special Education Programs	4120									0
139	Payments for CTE Program	4140									0
140	Other Payments to In-State Govt Units - Programs (Describe & Itemize)	4190									0
141	<b>Total Payments to Other Dist &amp; Govt Units (In-State)</b>	<b>4100</b>			0			0			0
142	Payments to Other Dist & Govt Units (Out of State) <sup>14</sup>	4400									0
143	<b>Total Payments to Other Dist &amp; Govt Unit</b>	<b>4000</b>			0			0			0
144	<b>DEBT SERVICE (O&amp;M)</b>	<b>5000</b>									
145	<b>Debt Service - Interest on Short-Term Debt</b>	<b>5100</b>									
146	Tax Anticipation Warrants	5110									0
147	Tax Anticipation Notes	5120									0
148	Corporate Personal Prop Repl Tax Anticipated Notes	5130									0
149	State Aid Anticipation Certificates	5140									0
150	Other Interest on Short-Term Debt (Describe & Itemize)	5150									0
151	<b>Total Debt Service - Interest on Short-Term Debt</b>	<b>5100</b>						0			0
152	<b>Debt Service - Interest on Long-Term Debt</b>	<b>5200</b>									0
153	<b>Total Debt Service</b>	<b>5000</b>						0			0
154	<b>PROVISION FOR CONTINGENCIES (O&amp;M)</b>	<b>6000</b>									0
155	<b>Total Direct Disbursements/Expenditures</b>		0	0	0	0	0	0	0	0	0
156	Excess (Deficiency) of Receipts/Revenues Over Disbursements/Expenditures										0
157											
158	<b>30 - DEBT SERVICE FUND (DS)</b>										
159	<b>PAYMENTS TO OTHER DIST &amp; GOVT UNITS (DS)</b>	<b>4000</b>									
160	<b>Payments to Other Dist &amp; Govt Units (In-State)</b>	<b>4100</b>									
161	Payments for Regular Programs	4110									0
162	Payments for Special Education Programs	4120									0
163	Other Payments to In-State Govt Units - Programs (Describe & Itemize)	4190									0
164	<b>Total Payments to Other Dist &amp; Govt Units (In-State)</b>	<b>4000</b>						0			0
165	<b>DEBT SERVICE (DS)</b>	<b>5000</b>									
166	<b>Debt Service - Interest on Short-Term Debt</b>	<b>5100</b>									
167	Tax Anticipation Warrants	5110									0
168	Tax Anticipation Notes	5120									0
169	Corporate Personal Prop Repl Tax Anticipation Notes	5130									0
170	State Aid Anticipation Certificates	5140									0

	A	B	C	D	E	F	G	H	I	J	K
1	Description: Enter Whole Numbers Only	Funct #	(100) Salaries	(200) Employee Benefits	(300) Purchased Services	(400) Supplies & Materials	(500) Capital Outlay	(600) Other Objects	(700) Non-Capitalized Equipment	(800) Termination Benefits	(900) Total
171	Other Interest on Short-Term Debt <i>(Describe &amp; Itemize)</i>	5150									0
172	<b>Total Debt Service - Interest On Short-Term Debt</b>	<b>5100</b>						0			0
173	Debt Service - Interest on Long-Term Debt	5200									0
174	Debt Service - Payments of Principal on Long-Term Debt <sup>15</sup> <i>(Lease/Purchase Principal Retired) (Describe &amp; Itemize)</i>	5300									0
175	Debt Service - Other <i>(Describe &amp; Itemize)</i>	5400									0
176	<b>Total Debt Service</b>	<b>5000</b>			0			0			0
177	<b>PROVISION FOR CONTINGENCIES (DS)</b>	<b>6000</b>									0
178	<b>Total Direct Disbursements/Expenditures</b>				0			0			0
179	Excess (Deficiency) of Receipts/Revenues Over Disbursements/Expenditures										0
180											
181	<b>40 - TRANSPORTATION FUND (TR)</b>										
182	<b>SUPPORT SERVICES (TR)</b>	<b>2000</b>									
183	<b>Support Services - Pupils</b>	<b>2100</b>									
184	Other Support Services - Pupils <i>(Describe &amp; Itemize)</i>	2190									0
185	<b>Support Services - Business</b>										
186	Pupil Transportation Services	2550									0
187	Other Support Services - Business <i>(Describe &amp; Itemize)</i>	2900									0
188	<b>Total Support Services</b>	<b>2000</b>	0	0	0	0	0	0	0	0	0
189	<b>COMMUNITY SERVICES (TR)</b>	<b>3000</b>									
190	<b>PAYMENTS TO OTHER DIST &amp; GOVT UNITS (TR)</b>	<b>4000</b>									
191	<b>Payments to Other Dist &amp; Govt Units (In-State)</b>	<b>4100</b>									
192	Payments for Regular Program	4110									0
193	Payments for Special Education Programs	4120									0
194	Payments for Adult/Continuing Education Programs	4130									0
195	Payments for CTE Programs	4140									0
196	Payments for Community College Programs	4170									0
197	Other Payments to In-State Govt Units - Programs <i>(Describe &amp; Itemize)</i>	4190									0
198	<b>Total Payments to Other Dist &amp; Govt Units (In-State)</b>	<b>4100</b>			0			0			0
199	<b>Payments to Other Dist &amp; Govt Units (Out-of-State) (Describe &amp; Itemize)</b>	<b>4400</b>									0
200	<b>Total Payments to Other Dist &amp; Govt Units</b>	<b>4000</b>			0			0			0
201	<b>DEBT SERVICE (TR)</b>	<b>5000</b>									
202	<b>Debt Service - Interest on Short-Term Debt</b>	<b>5100</b>									
203	Tax Anticipation Warrants	5110									0
204	Tax Anticipation Notes	5120									0
205	Corporate Personal Prop Repl Tax Anticipation Notes	5130									0
206	State Aid Anticipation Certificates	5140									0
207	Other Interest on Short-Term Debt <i>(Describe &amp; Itemize)</i>	5150									0
208	<b>Total Debt Service - Interest On Short-Term Debt</b>	<b>5100</b>						0			0
209	Debt Service - Interest on Long-Term Debt	5200									0
210	Debt Service - Payments of Principal on Long-Term Debt <sup>15</sup> <i>(Lease/Purchase Principal Retired) (Describe &amp; Itemize)</i>	5300									0
211	Debt Service - Other <i>(Describe &amp; Itemize)</i>	5400									0
212	<b>Total Debt Service</b>	<b>5000</b>						0			0
213	<b>PROVISION FOR CONTINGENCIES (TR)</b>	<b>6000</b>									0
214	<b>Total Direct Disbursements/Expenditures</b>		0	0	0	0	0	0	0	0	0
215	Excess (Deficiency) of Receipts/Revenues Over Disbursements/Expenditures										0
216											
217	<b>50 - MUNICIPAL RETIREMENT/SOC SEC FUND (MR/SS)</b>										
218	<b>INSTRUCTION (MR/SS)</b>	<b>1000</b>									
219	Regular Program	1100									0
220	Pre-K Programs	1125									0
221	Special Education Programs (Functions 1200-1220)	1200									0
222	Special Education Programs Pre-K	1225									0
223	Remedial and Supplemental Programs K-12	1250									0

72



	A	B	C	D	E	F	G	H	I	J	K
1	Description: Enter Whole Numbers Only	Funct #	(100) Salaries	(200) Employee Benefits	(300) Purchased Services	(400) Supplies & Materials	(500) Capital Outlay	(600) Other Objects	(700) Non-Capitalized Equipment	(800) Termination Benefits	(900) Total
282	Total Payments to Other Dist & Govt Units	4000		0							0
283	<b>DEBT SERVICE (MR/SS)</b>	<b>5000</b>									
284	Debt Service - Interest on Short-Term Debt	5100									
285	Tax Anticipation Warrants	5110									0
286	Tax Anticipation Notes	5120									0
287	Corporate Personal Prop Repl Tax Anticipation Notes	5130									0
288	State Aid Anticipation Certificates	5140									0
289	Other Interest on Short-Term Debt (Describe & Itemize)	5150									0
290	Total Debt Service	5000						0			0
291	<b>PROVISION FOR CONTINGENCIES (MR/SS)</b>	<b>6000</b>									0
292	Total Direct Disbursements/Expenditures			0				0			0
293	Excess (Deficiency) of Receipts/Revenues Over Disbursements/Expenditures										0
294											
295	<b>60 - CAPITAL PROJECTS (CP)</b>										
296	<b>SUPPORT SERVICES (CP)</b>	<b>2000</b>									
297	Support Services - Business										
298	Facilities Acquisition & Construction Services	2530									0
299	Other Support Services - Business (Describe & Itemize)	2900									0
300	Total Support Services	2000	0	0	0	0	0	0	0		0
301	<b>PAYMENTS TO OTHER DIST &amp; GOVT UNITS (CP)</b>	<b>4000</b>									
302	Payments to Other Dist & Govt Units (In-State)	4100									
303	Payments to Regular Programs	4110									0
304	Payment for Special Education Programs	4120									0
305	Payment for CTE Programs	4140									0
306	Payments to Other Govt Units - Programs (In-State) (Describe & Itemize)	4190									0
307	Total Payments to Other Districts & Govt Units	4000			0			0			0
308	<b>PROVISION FOR CONTINGENCIES (CP)</b>	<b>6000</b>									0
309	Total Direct Disbursements/Expenditures		0	0	0	0	0	0	0		0
310	Excess (Deficiency) of Receipts/Revenues Over Disbursements/Expenditures										0
311											
312	<b>70 WORKING CASH FUND (WC)</b>										
313											
314	<b>80 - TORT FUND (TF)</b>										
315	<b>INSTRUCTION (TF)</b>	<b>1000</b>									
316	Regular Programs	1100									0
317	Tuition Payment to Charter Schools	1115									0
318	Pre-K Programs	1125									0
319	Special Education Programs (Functions 1200 - 1220)	1200									0
320	Special Education Programs Pre-K	1225									0
321	Remedial and Supplemental Programs K-12	1250									0
322	Remedial and Supplemental Programs Pre-K	1275									0
323	Adult/Continuing Education Programs	1300									0
324	CTE Programs	1400									0
325	Interscholastic Programs	1500									0
326	Summer School Programs	1600									0
327	Gifted Programs	1650									0
328	Driver's Education Programs	1700									0
329	Bilingual Programs	1800									0
330	Truant Alternative & Optional Programs	1900									0
331	Pre-K Programs - Private Tuition	1910									0
332	Regular K-12 Programs Private Tuition	1911									0
333	Special Education Programs K-12 Private Tuition	1912									0
334	Special Education Programs Pre-K Tuition	1913									0
335	Remedial/Supplemental Programs K-12 Private Tuition	1914									0
336	Remedial/Supplemental Programs Pre-K Private Tuition	1915									0
337	Adult/Continuing Education Programs Private Tuition	1916									0
338	CTE Programs Private Tuition	1917									0

1	A	B	C	D	E	F	G	H	I	J	K
2	Description: Enter Whole Numbers Only	Funct #	(100) Salaries	(200) Employee Benefits	(300) Purchased Services	(400) Supplies & Materials	(500) Capital Outlay	(600) Other Objects	(700) Non-Capitalized Equipment	(800) Termination Benefits	(900) Total
339	Interscholastic Programs Private Tuition	1918									0
340	Summer School Programs Private Tuition	1919									0
341	Gifted Programs Private Tuition	1920									0
342	Bilingual Programs Private Tuition	1921									0
343	Truants Alternative/Opt Ed Programs Private Tuition	1922									0
344	<b>Total Instruction<sup>14</sup></b>	<b>1000</b>	0	0	0	0	0	0	0	0	0
345	<b>SUPPORT SERVICES (TF)</b>	<b>2000</b>									
346	<b>Support Services - Pupil</b>	<b>2100</b>									
347	Attendance & Social Work Services	2110									0
348	Guidance Services	2120									0
349	Health Services	2130									0
350	Psychological Services	2140									0
351	Speech Pathology & Audiology Services	2150									0
352	Other Support Services - Pupils (Describe & Itemize)	2190									0
353	<b>Total Support Services - Pupil</b>	<b>2100</b>	0	0	0	0	0	0	0	0	0
354	<b>Support Services - Instructional Staff</b>	<b>2200</b>									
355	Improvement of Instruction Services	2210									0
356	Educational Media Services	2220									0
357	Assessment & Testing	2230									0
358	<b>Total Support Services - Instructional Staff</b>	<b>2200</b>	0	0	0	0	0	0	0	0	0
359	<b>Support Services - General Administration</b>	<b>2300</b>									
360	Board of Education Services	2310									0
361	Executive Administration Services	2320									0
362	Special Area Administration Services	2330									0
363	Claims Paid from Self Insurance Fund	2361									0
364	Risk Management and Claims Services Payments	2365									0
365	<b>Total Support Services - General Administration</b>	<b>2300</b>	0	0	0	0	0	0	0	0	0
366	<b>Support Services - School Administration</b>	<b>2400</b>									
367	Office of the Principal Services	2410									0
368	Other Support Services - School Administration (Describe & Itemize)	2490									0
369	<b>Total Support Services - School Administration</b>	<b>2400</b>	0	0	0	0	0	0	0	0	0
370	<b>Support Services - Business</b>	<b>2500</b>									
371	Direction of Business Support Services	2510									0
372	Fiscal Services	2520									0
373	Facilities Acquisition & Construction Services	2530									0
374	Operation & Maintenance of Plant Services	2540									0
375	Pupil Transportation Services	2550									0
376	Food Services	2560									0
377	Internal Services	2570									0
378	<b>Total Support Services - Business</b>	<b>2500</b>	0	0	0	0	0	0	0	0	0
379	<b>Support Services - Central</b>	<b>2600</b>									
380	Direction of Central Support Services	2610									0
381	Planning, Research, Development & Evaluation Services	2620									0
382	Information Services	2630									0
383	Staff Services	2640									0
384	Data Processing Services	2660									0
385	<b>Total Support Services - Central</b>	<b>2600</b>	0	0	0	0	0	0	0	0	0
386	<b>Other Support Services - Misc. (Describe &amp; Itemize)</b>	<b>2900</b>									
387	<b>Total Support Services</b>	<b>2000</b>	0	0	0	0	0	0	0	0	0
388	<b>COMMUNITY SERVICES (TF)</b>	<b>3000</b>									
389	<b>PAYMENTS TO OTHER DIST &amp; GOVT UNITS (TF)</b>	<b>4000</b>									
390	<b>Payments to Other Dist &amp; Govt Units (In-State)</b>	<b>4100</b>									
391	Payments for Regular Programs	4110									0
392	Payments for Special Education Programs	4120									0
393	Payments for Adult/Continuing Education Programs	4130									0
394	Payments for CTE Programs	4140									0
395	Payments for Community College Programs	4170									0

75

1	A	B	C	D	E	F	G	H	I	J	K
2	Description: Enter Whole Numbers Only	Funct #	(100) Salaries	(200) Employee Benefits	(300) Purchased Services	(400) Supplies & Materials	(500) Capital Outlay	(600) Other Objects	(700) Non-Capitalized Equipment	(800) Termination Benefits	(900) Total
396	Other Payments to In-State Govt Units - Programs <i>(Describe &amp; Itemize)</i>	4190									0
397	<b>Total Payments to Other Dist &amp; Govt Units (In-State)</b>	<b>4100</b>			0			0			0
398	Payments for Regular Programs - Tuition	4210									0
399	Payments for Special Education Programs - Tuition	4220									0
400	Payments for Adult/Continuing Education Programs - Tuition	4230									0
401	Payments for CTE Programs - Tuition	4240									0
402	Payments for Community College Programs - Tuition	4270									0
403	Payments for Other Programs - Tuition	4280									0
404	Other Payments to In-State Govt Units - Tuition <i>(Describe &amp; Itemize)</i>	4290									0
405	<b>Total Payments to Other Dist &amp; Govt Units - Tuition (In State)</b>	<b>4200</b>						0			0
406	Payments for Regular Programs - Transfers	4310									0
407	Payments for Special Education Programs - Transfers	4320									0
408	Payments for Adult/Continuing Ed Programs - Transfers	4330									0
409	Payments for CTE Programs - Transfers	4340									0
410	Payments for Community College Program - Transfers	4370									0
411	Payments for Other Programs - Transfers	4380									0
412	Other Payments to In-State Govt Units - Transfers <i>(Describe &amp; Itemize)</i>	4390									0
413	<b>Total Payments to Other Dist &amp; Govt Units-Transfers (In State)</b>	<b>4300</b>			0			0			0
414	Payments to Other Dist & Govt Units (Out of State)	4400									0
415	<b>Total Payments to Other Dist &amp; Govt Units</b>	<b>4000</b>			0			0			0
416	<b>DEBT SERVICE (TF)</b>	<b>5000</b>									
417	<b>Debt Service - Interest on Short-Term Debt</b>										
418	Tax Anticipation Warrants	5110									0
419	Tax Anticipation Notes	5120									0
420	Corporate Personal Property Replacement Tax Anticipation Notes	5130									0
421	State Aid Anticipation Certificates	5140									0
422	Other Interest on Short-Term Debt <i>(Describe &amp; Itemize)</i>	5150									0
423	<b>Debt Service - Interest on Long-Term Debt</b>	<b>5200</b>									0
424	<b>Debt Service - Payments of Principal on Long-Term Debt <sup>15</sup> (Lease/Purchase Principal Retired) <i>(Describe &amp; Itemize)</i></b>	<b>5300</b>									0
425	<b>Debt Service - Other <i>(Describe &amp; Itemize)</i></b>	<b>5400</b>									0
426	<b>Total Debt Service</b>	<b>5000</b>			0			0			0
427	<b>PROVISION FOR CONTINGENCIES (TF)</b>	<b>6000</b>									0
428	<b>Total Direct Disbursements/Expenditures</b>		0	0	0	0	0	0	0	0	0
429	<b>Excess (Deficiency) of Receipts/Revenues Over Disbursements/Expenditures</b>										0
430											
431	<b>90 - FIRE PREVENTION &amp; SAFETY FUND (FP&amp;S)</b>										
432	<b>SUPPORT SERVICES (FP&amp;S)</b>	<b>2000</b>									
433	<b>Support Services - Business</b>	<b>2500</b>									
434	Facilities Acquisition & Construction Services	2530									0
435	Operation & Maintenance of Plant Service	2540									0
436	<b>Total Support Services - Business</b>	<b>2500</b>	0	0	0	0	0	0	0		0
437	<b>Other Support Services - Misc. <i>(Describe &amp; Itemize)</i></b>	<b>2900</b>									0
438	<b>Total Support Services</b>	<b>2000</b>	0	0	0	0	0	0	0		0
439	<b>PAYMENTS TO OTHER DISTRICTS &amp; GOVT UNITS (FP&amp;S)</b>	<b>4000</b>									
440	Payments to Regular Programs	4110									0
441	Payments to Special Education Programs	4120									0
442	Other Payments to In-State Govt Units - Programs <i>(Describe &amp; Itemize)</i>	4190									0
443	<b>Total Payments to Other Districts &amp; Govt Units (FPS)</b>	<b>4000</b>						0			0
444	<b>DEBT SERVICE (FP&amp;S)</b>	<b>5000</b>									
445	<b>Debt Service - Interest on Short-Term Debt</b>	<b>5100</b>									
446	Tax Anticipation Warrants	5110									0
447	Other Interest on Short-Term Debt <i>(Describe &amp; Itemize)</i>	5150									0
448	<b>Total Debt Service - Interest on Short-Term Debt</b>	<b>5100</b>						0			0
449	<b>Debt Service - Interest on Long-Term Debt</b>	<b>5200</b>									0
450	<b>Debt Service - Payments of Principal on Long-Term Debt <sup>15</sup> (Lease/Purchase Principal Retired) <i>(Describe &amp; Itemize)</i></b>	<b>5300</b>									0

76

	A	B	C	D	E	F	G	H	I	J	K
1	Description: Enter Whole Numbers Only	Funct #	(100) Salaries	(200) Employee Benefits	(300) Purchased Services	(400) Supplies & Materials	(500) Capital Outlay	(600) Other Objects	(700) Non-Capitalized Equipment	(800) Termination Benefits	(900) Total
2											
451	Total Debt Service	5000						0			0
452	PROVISIONS FOR CONTINGENCIES (FP&S)	6000									0
453	Total Direct Disbursements/Expenditures		0	0	0	0	0	0	0		0
454	Excess (Deficiency) of Receipts/Revenues Over Disbursements/Expenditures										0

	B	C	D	E	F	G	H
1	If there is an amount in column C or column G, please describe the type of revenue or expenditure in column D or column H.						
2	Revenue Check: OK						
3	Expenditure Check: OK						
4	Revenues Acct. (EstRev tab)	Amount	Describe Revenue		Expenditures Fund-Function (EstExp tab)	Amount	Describe Expenditures
5	1190				10-2190		
6	1290				10-2490		
7	1614				10-2900		
8	1690				10-4190		
9	1790				10-4290		
10	1819				10-4390		
11	1829				10-4400		
12	1890				10-5150		
13	1993				20-2190		
14	1999				20-2900		
15	2300				20-4190		
16	3099				20-4400		
17	3199				20-5150		
18	3299				30-4190		
19	3499				30-5150		
20	3599				30-5300		
21	3999				30-5400		
22	4009				40-2190		
23	4090				40-2900		
24	4199				40-4190		
25	4299				40-4400		
26	4399				40-5150		
27	4499				40-5300		
28	4699				40-5400		
29	4799				50-2190		
30	4998	\$ 913,158	Grants received for WIOA, TS and STEP Grants		50-2490		
31					50-2900		
32					50-5150		
33					60-2900		
34					60-4190		
35					80-2190		
36					80-2490		
37					80-2900		
38					80-4190		
39					80-4290		
40					80-4390		
41					80-4400		
42					80-5150		
43					80-5300		
44					80-5400		
45					90-2900		
46					90-4190		
47					90-5150		
48					90-5300		

DEFICIT BUDGET SUMMARY INFORMATION - Operating Funds Only (School Districts Only)					
Description	EDUCATIONAL FUND (10)	OPERATIONS & MAINTENANCE FUND (20)	TRANSPORTATION FUND (40)	WORKING CASH FUND (70)	TOTAL
Direct Revenues	32,896,201				32,896,201
Direct Expenditures	32,896,201				32,896,201
Difference					
Estimated Fund Balance - June 30, 2025	2,176,452				2,176,452

**Deficit Reduction Plan is not required**

A deficit reduction plan is required if the local board of education adopts (or amends) the 2024-2025 school district budget in which the "operating funds" listed above result in direct revenues (line 9, BudgetSum 2-4) being less than direct expenditures (line 19, BudgetSum 2-4) by an amount equal to or greater than one-third (1/3) of the ending fund balance (line 81, BudgetSum 2-4).

**Note:** The balance is determined using only the four funds listed above. That is, if the estimated ending fund balance is less than three times the deficit spending, the district must adopt and file with ISBE a deficit reduction plan to balance the shortfall within three years.

Per School Code (105 ILCS 5/17-1) - If the Deficit AFR Summary Information tab from the 2023-2024 Annual Financial Report (AFR) reflects a deficit as defined above, then the school district shall adopt and submit a deficit reduction plan (found here on page 23-27) to ISBE within 30 days after acceptance of the AFR.

The deficit reduction plan, if required, is developed using ISBE guidelines and format.

	A	B	C	D	E	F	G
1	<b>*School Districts Only</b>		<b>DEFICIT REDUCTION PLAN ESTIMATED BUDGET FY2024-2025</b>				
2							
3	<b>06016204061</b>						
4	<i>District Number</i>						
5	<b>Lagrange Area Dept Spec Ed-Ladse</b>						
6	<i>District Name</i>		<b>Educational Fund</b>	<b>Operations &amp; Maintenance Fund</b>	<b>Transportation Fund</b>	<b>Working Cash Fund</b>	<b>Total</b>
7	<b>ESTIMATED BEGINNING FUND BALANCE (must equal prior Ending Fund Balance)</b>		2,176,452	0	0	0	2,176,452
8	<b>RECEIPTS/REVENUES</b>	<b>Acct #</b>					
9	<b>LOCAL SOURCES</b>	<b>1000</b>	29,313,781	0	0	0	29,313,781
10	<b>FLOW-THROUGH RECEIPTS/REVENUES FROM ONE DISTRICT TO ANOTHER DISTRICT</b>	<b>2000</b>	0	0	0		0
11	<b>STATE SOURCES</b>	<b>3000</b>	2,344,262	0	0	0	2,344,262
12	<b>FEDERAL SOURCES</b>	<b>4000</b>	1,238,158	0	0	0	1,238,158
13	<b>Total Receipts/Revenues</b>		32,896,201	0	0	0	32,896,201
14	<b>DISBURSEMENTS/EXPENDITURES</b>	<b>Funct #</b>					
15	<b>INSTRUCTION</b>	<b>1000</b>	10,725,353				10,725,353
16	<b>SUPPORT SERVICES</b>	<b>2000</b>	21,596,848	0	0		21,596,848
17	<b>COMMUNITY SERVICES</b>	<b>3000</b>	574,000	0	0		574,000
18	<b>PAYMENTS TO OTHER DISTRICTS &amp; GOVT. UNITS</b>	<b>4000</b>	0	0	0		0
19	<b>DEBT SERVICES</b>	<b>5000</b>	0	0	0		0
20	<b>PROVISION FOR CONTINGENCIES</b>	<b>6000</b>	0	0	0		0
21	<b>Total Disbursements/Expenditures</b>		32,896,201	0	0		32,896,201
22	<b>Excess of Receipts/Revenue Over/(Under) Disbursements/Expenditures</b>		0	0	0	0	0
23	<b>OTHER SOURCES/USES OF FUNDS</b>						
24	<b>OTHER SOURCES OF FUNDS (7000)</b>		0	0	0	0	0
25	<b>OTHER USES OF FUNDS (8000)</b>		0	0	0	0	0
26	<b>TOTAL OTHER SOURCES/USES OF FUNDS</b>		0	0	0	0	0
27	<b>ESTIMATED ENDING FUND BALANCE</b>		2,176,452	0	0	0	2,176,452

	A	B	H	I	J	K	L
1	<b>*School Districts Only</b>		<b>ESTIMATED BUDGET FY2025-2026</b>				
2							
3	<b>06016204061</b>						
4	<i>District Number</i>						
5	<b>Lagrange Area Dept Spec Ed-Ladse</b>						
6	<i>District Name</i>		Educational Fund	Operations & Maintenance Fund	Transportation Fund	Working Cash Fund	Total
7	<b>ESTIMATED BEGINNING FUND BALANCE</b> <i>(must equal prior Ending Fund Balance)</i>		2,176,452	0	0	0	2,176,452
8	<b>RECEIPTS/REVENUES</b>	Acct #					
9	<b>LOCAL SOURCES</b>	1000					0
10	<b>FLOW-THROUGH RECEIPTS/REVENUES FROM ONE DISTRICT TO ANOTHER DISTRICT</b>	2000					0
11	<b>STATE SOURCES</b>	3000					0
12	<b>FEDERAL SOURCES</b>	4000					0
13	<b>Total Receipts/Revenues</b>		0	0	0	0	0
14	<b>DISBURSEMENTS/EXPENDITURES</b>	Funct #					
15	<b>INSTRUCTION</b>	1000					0
16	<b>SUPPORT SERVICES</b>	2000					0
17	<b>COMMUNITY SERVICES</b>	3000					0
18	<b>PAYMENTS TO OTHER DISTRICTS &amp; GOVT. UNITS</b>	4000					0
19	<b>DEBT SERVICES</b>	5000					0
20	<b>PROVISION FOR CONTINGENCIES</b>	6000					0
21	<b>Total Disbursements/Expenditures</b>		0	0	0		0
22	<b>Excess of Receipts/Revenue Over/(Under) Disbursements/Expenditures</b>		0	0	0	0	0
23	<b>OTHER SOURCES/USES OF FUNDS</b>						
24	<b>OTHER SOURCES OF FUNDS (7000)</b>						0
25	<b>OTHER USES OF FUNDS (8000)</b>						0
26	<b>TOTAL OTHER SOURCES/USES OF FUNDS</b>		0	0	0	0	0
27	<b>ESTIMATED ENDING FUND BALANCE</b>		2,176,452	0	0	0	2,176,452

	A	B	M	N	O	P	Q
1	<b>*School Districts Only</b>		<b>ESTIMATED BUDGET FY2026-2027</b>				
2							
3	<b>06016204061</b>						
4	<i>District Number</i>						
5	<b>Lagrange Area Dept Spec Ed-Ladse</b>						
6	<i>District Name</i>		<b>Educational Fund</b>	<b>Operations &amp; Maintenance Fund</b>	<b>Transportation Fund</b>	<b>Working Cash Fund</b>	<b>Total</b>
7	<b>ESTIMATED BEGINNING FUND BALANCE (must equal prior Ending Fund Balance)</b>		2,176,452	0	0	0	2,176,452
8	<b>RECEIPTS/REVENUES</b>		<b>Acct #</b>				
9	<b>LOCAL SOURCES</b>		1000				0
10	<b>FLOW-THROUGH RECEIPTS/REVENUES FROM ONE DISTRICT TO ANOTHER DISTRICT</b>		2000				0
11	<b>STATE SOURCES</b>		3000				0
12	<b>FEDERAL SOURCES</b>		4000				0
13	<b>Total Receipts/Revenues</b>		0	0	0	0	0
14	<b>DISBURSEMENTS/EXPENDITURES</b>		<b>Funct #</b>				
15	<b>INSTRUCTION</b>		1000				0
16	<b>SUPPORT SERVICES</b>		2000				0
17	<b>COMMUNITY SERVICES</b>		3000				0
18	<b>PAYMENTS TO OTHER DISTRICTS &amp; GOVT. UNITS</b>		4000				0
19	<b>DEBT SERVICES</b>		5000				0
20	<b>PROVISION FOR CONTINGENCIES</b>		6000				0
21	<b>Total Disbursements/Expenditures</b>		0	0	0		0
22	<b>Excess of Receipts/Revenue Over/(Under) Disbursements/Expenditures</b>		0	0	0	0	0
23	<b>OTHER SOURCES/USES OF FUNDS</b>						
24	<b>OTHER SOURCES OF FUNDS (7000)</b>						0
25	<b>OTHER USES OF FUNDS (8000)</b>						0
26	<b>TOTAL OTHER SOURCES/USES OF FUNDS</b>		0	0	0	0	0
27	<b>ESTIMATED ENDING FUND BALANCE</b>		2,176,452	0	0	0	2,176,452

	A	B	R	S	T	U	V
1	<b>*School Districts Only</b>		<b>ESTIMATED BUDGET FY2027-2028</b>				
2							
3	<b>06016204061</b>						
4	<i>District Number</i>						
5	<b>Lagrange Area Dept Spec Ed-Ladse</b>						
6	<i>District Name</i>		<b>Educational Fund</b>	<b>Operations &amp; Maintenance Fund</b>	<b>Transportation Fund</b>	<b>Working Cash Fund</b>	<b>Total</b>
7	<b>ESTIMATED BEGINNING FUND BALANCE</b> <i>(must equal prior Ending Fund Balance)</i>		2,176,452	0	0	0	2,176,452
8	<b>RECEIPTS/REVENUES</b>	<b>Acct #</b>					
9	<b>LOCAL SOURCES</b>	<b>1000</b>					0
10	<b>FLOW-THROUGH RECEIPTS/REVENUES FROM ONE DISTRICT TO ANOTHER DISTRICT</b>	<b>2000</b>					0
11	<b>STATE SOURCES</b>	<b>3000</b>					0
12	<b>FEDERAL SOURCES</b>	<b>4000</b>					0
13	<b>Total Receipts/Revenues</b>		0	0	0	0	0
14	<b>DISBURSEMENTS/EXPENDITURES</b>	<b>Funct #</b>					
15	<b>INSTRUCTION</b>	<b>1000</b>					0
16	<b>SUPPORT SERVICES</b>	<b>2000</b>					0
17	<b>COMMUNITY SERVICES</b>	<b>3000</b>					0
18	<b>PAYMENTS TO OTHER DISTRICTS &amp; GOVT. UNITS</b>	<b>4000</b>					0
19	<b>DEBT SERVICES</b>	<b>5000</b>					0
20	<b>PROVISION FOR CONTINGENCIES</b>	<b>6000</b>					0
21	<b>Total Disbursements/Expenditures</b>		0	0	0		0
22	<b>Excess of Receipts/Revenue Over/(Under) Disbursements/Expenditures</b>		0	0	0	0	0
23	<b>OTHER SOURCES/USES OF FUNDS</b>						
24	<b>OTHER SOURCES OF FUNDS (7000)</b>						0
25	<b>OTHER USES OF FUNDS (8000)</b>						0
26	<b>TOTAL OTHER SOURCES/USES OF FUNDS</b>		0	0	0	0	0
27	<b>ESTIMATED ENDING FUND BALANCE</b>		2,176,452	0	0	0	2,176,452

	A	B	W	X	Y	Z
1	<b>*School Districts Only</b>		<b>SUMMARY</b> <b>BUDGET ADDENDUM - DEFICIT REDUCTION PLAN</b> <b>ESTIMATED BUDGET</b> Date of Adoption: <input type="text"/> <i>(Enter as MM/DD/YY)</i>			
2						
3	<b>06016204061</b>					
4	District Number					
5	<b>Lagrange Area Dept Spec Ed-Ladse</b>					
6	District Name		FY2024-2025	FY2025-2026	FY2026-2027	FY2027-2028
7	<b>ESTIMATED BEGINNING FUND BALANCE</b> <i>(must equal prior Ending Fund Balance)</i>		2,176,452	2,176,452	2,176,452	2,176,452
8	<b>RECEIPTS/REVENUES</b>		<b>Acct #</b>			
9	<b>LOCAL SOURCES</b>		<b>1000</b>	29,313,781	0	0
10	<b>FLOW-THROUGH RECEIPTS/REVENUES FROM ONE DISTRICT TO ANOTHER DISTRICT</b>		<b>2000</b>	0	0	0
11	<b>STATE SOURCES</b>		<b>3000</b>	2,344,262	0	0
12	<b>FEDERAL SOURCES</b>		<b>4000</b>	1,238,158	0	0
13	<b>Total Receipts/Revenues</b>			32,896,201	0	0
14	<b>DISBURSEMENTS/EXPENDITURES</b>		<b>Funct #</b>			
15	<b>INSTRUCTION</b>		<b>1000</b>	10,725,353	0	0
16	<b>SUPPORT SERVICES</b>		<b>2000</b>	21,596,848	0	0
17	<b>COMMUNITY SERVICES</b>		<b>3000</b>	574,000	0	0
18	<b>PAYMENTS TO OTHER DISTRICTS &amp; GOVT. UNITS</b>		<b>4000</b>	0	0	0
19	<b>DEBT SERVICES</b>		<b>5000</b>	0	0	0
20	<b>PROVISION FOR CONTINGENCIES</b>		<b>6000</b>	0	0	0
21	<b>Total Disbursements/Expenditures</b>			32,896,201	0	0
22	<b>Excess of Receipts/Revenue Over/(Under) Disbursements/Expenditures</b>			0	0	0
23	<b>OTHER SOURCES/USES OF FUNDS</b>					
24	<b>OTHER SOURCES OF FUNDS (7000)</b>			0	0	0
25	<b>OTHER USES OF FUNDS (8000)</b>			0	0	0
26	<b>TOTAL OTHER SOURCES/USES OF FUNDS</b>			0	0	0
27	<b>ESTIMATED ENDING FUND BALANCE</b>			2,176,452	2,176,452	2,176,452

**Deficit Reduction Plan-Background/Assumptions (School Districts Only)**

**Fiscal Year 2024-2025**

**through Fiscal Year 2027-2028**

---

---

**Lagrange Area Dept Spec Ed-Ladse      06016204061**

---

*Please complete the following schedule and include a brief description to identify any areas of the budget that will be impacted from one year to the next. If the deficit reduction plan relies upon new local revenues, identify contingencies for further budget reductions which will be enacted in the event those new revenues are not available.*

---

**1. Background and Narrative of Budget Reductions:**

**2. Assumptions Used in the Deficit Reduction Plan:**

**- EBF and Estimated New Tier Funding:**

**- Equal Assessed Valuation and Tax Rates:**

**- Employee Salaries and Benefits:**

***Deficit Reduction Plan-Background/Assumptions (School Districts Only)***

***Fiscal Year 2024-2025***

***through Fiscal Year 2027-2028***

- Short- and Long-Term Borrowing:

- Educational Impact:

- Other Assumptions:

- Has the district considered shared services or outsourcing (Ex: Transportation, Insurance)? If yes, please explain:

**Evidence-Based Funding: Fiscal Year 2025 Spending Plan**  
**N/A - EBF Spending Plan Not Required for Joint Agreements**

**Part I: Achieving Student Growth and Making Progress Toward State Education Goals**

The questions below allow you to indicate the strategic priorities and strategies that will drive your efforts to achieve student growth and make progress toward state education goals. These may involve investing in any combination of an Organizational Unit's core resources: time, money, people, and programs.

*Collaboration Opportunity - Organizational Units may find that Part I is most easily and effectively completed if led by program leaders in consultation with finance leaders.*

1) What are the Organizational Unit's strategic goals for student success for the 2024-25 school year? What measures will be used to evaluate progress? (No more than 2000 characters, including spaces.)

	Top Strategy 1	Top Strategy 2	Top Strategy 3
2) Select the top three strategies that the Organizational Unit will employ to achieve student growth and make progress toward state education goals. (Select three different responses from the dropdown list.)			
If "Other" was selected in question 2, please describe. (No more than 1000 characters, including spaces.)			

**Part II: Planned Use of Evidence-Based Funding**

The questions below provide an opportunity to document the stakeholders with whom you consulted and the data you analyzed as you determined your strategic allocations of FY 2025 EBF dollars. Key statistics related to EBF distributions are provided for your reference. Form 50-36/50-39 is typically released before current-year appropriations are known. Therefore, the figures provided are for the prior fiscal year.

*Collaboration Opportunity - Organizational Units may find that questions in this section are most easily and effectively completed if led by finance leaders in consultation with program leaders.*

Evidence-Based Funding Organizational Unit Results (FY 2024)	Final Resources / Adequacy Target = Percent of Adequacy	Average Student Enrollment	#N/A	Adequacy Target	#N/A
		Final Resources	#N/A	Percent of Adequacy	#N/A
	Base Funding Minimum + Tier Funding = Gross State Contribution	Tier Assignment	#N/A	Gross State Contribution	#N/A
		FY24 Base Funding Minimum	#N/A	FY 2024 Tier Funding	#N/A
	Within FY 2024 Gross State Contribution, Resources Attributable to Specific Populations	Low-Income Students	#N/A		
		English Learners (ELs)	#N/A		
			#N/A		
		#N/A			
1) FY 2025 Tier Funding Allocation*: Enter the dollar amount of Tier Funding (e.g., NEW MONEY only) allocated to the Organizational Unit for FY 2025. Select whether the amount is estimated or actual funding.	FY 2025 Tier Funding	Funding Type (Select)	*Note: Tier Funding allocations are published annually at <a href="https://www.isbe.net/Pages/ebfdistribution.aspx">https://www.isbe.net/Pages/ebfdistribution.aspx</a> . Amounts are available in early August. Districts must use actual funding amounts if they are available before submitting the budget to ISBE.		

		Data Source 1	Data Source 2	Data Source 3
2)	Select the <b>top three</b> sources of data used to inform the Organizational Unit's planned allocation of EBF dollars. (Select three different responses.)			
3)	Indicate with which groups the Organizational Unit engaged to inform its intended allocation of EBF dollars. (Select any that apply; otherwise leave blank.)	Bilingual Program Director(s)	Principals	Bilingual Parent Advisory Committee
		Special Ed. Program Director(s)	School Improvement Teams	Other Parent Group(s)
		Other Program Leaders	Teacher or Support Staff Unions	Community Focus Group(s)
		School Board Members	Other School Staff	Other
	[Optional] Provide a brief description of the Organizational Unit's process for consulting with internal and external stakeholders in determining the allocation of EBF dollars. (No more than 1000 characters, including spaces.)			
		Priority Investment 1	Priority Investment 2	Priority Investment 3
4)	Given the data analyzed, the stakeholders consulted, and the priorities identified in Part I, indicate the top three priority investments the Organizational Unit will make with its FY 2025 Base Funding Minimum (e.g., excluding Tier Funding). Choose "Other" if investments do not match the provided list. (Select three different responses. "Other" may be selected more than once if needed.)			
	If "Other" was selected in question 4, please describe. (No more than 1000 characters, including spaces.)			

**Cost Factor Table**

The table below presents the regionally adjusted amount embedded in the Organizational Unit's FY 2024 Adequacy Target for each of the 34 cost factors in the Evidence-Based Funding model (Column F). Column G is required for all Organizational Units that receive at least \$5,000 in Tier Funding, while column H is optional. Organizational Units may choose to provide additional narrative context in Columns I-M to elaborate on the figures included in the table. ISBE has produced guidance for populating the cost factor table. The guidance includes a definition for each cost factor, along with suggestions for using Employee Information System position codes and common expenditure accounts to support a determination of expenditures. This guidance is available at <https://www.isbe.net/ebfspendingplan>.

**Column G:** If the Organizational Unit will receive at least \$5,000 in FY 2025 Tier Funding (as entered in Q2.1/cell G31), column G is required. Please indicate the Organizational Unit's planned expenditures in FY 2025 from Tier Funds only. Organizational Units are not expected to place a value in each cell. Rather, the table allows for the communication of priority investments with new state resources for the current fiscal year. During years in which there is no new Tier Funding, column G will not be required. During years in which Tier Funding is available, the amount of new Tier Funding entered in Q2.1/cell G31 above must equal the sum in cell G90 below. If some or all Tier Funding is invested outside of the cost factors, enter a dollar amount in cell G89 and provide additional context in the space for a narrative beginning in row 93.

**Column H:** Optionally, Organizational Units may populate column H with total planned expenditures in FY 2025 for each cost factor from all revenue sources (e.g., not just from EBF). By comparing the figures in column F to the figures entered in column H, the Organizational Unit may engage local stakeholders in productive dialogue about resource allocation decisions.

Cost Factors	Amount in FY 2024 Adjusted Adequacy Target	Budgeted FY 2025 Investments with New Tier Funding [N/A]	Budgeted FY 2025 Expenditures (All Resources) [Optional]	Optional District Narratives
Core Investments	Core Teachers	#N/A		Enter optional context for core investment decisions.
	Specialist Teachers	#N/A		
	Instructional Facilitator	#N/A		
	Core Intervention Teacher	#N/A		
	Substitute Teachers	#N/A		
	Guidance Counselor	#N/A		
	Nurse	#N/A		
	Supervisory Aide	#N/A		
	Librarian	#N/A		
	Librarian Aide	#N/A		
	Principal	#N/A		
	Assistant Principal	#N/A		
	School Site Staff	#N/A		
<b>Subtotal</b>	#N/A		88	

Per Student Investments	Gifted	#N/A			Enter optional context for per student investment decisions.
	Professional Development	#N/A			
	Instructional Materials	#N/A			
	Assessments	#N/A			
	Computer & Tech Equipment	#N/A			
	Student Activities	#N/A			
	Maintenance & Operations	#N/A			
	Central Office	#N/A			
Employee Benefits	#N/A				
Subtotal*		#N/A			
Additional Investments	Low-Income Intervention Teacher	#N/A			Enter optional context for additional investment decisions.
	Low-Income Pupil Support Staff	#N/A			
	Low-Income Extended Day Teacher	#N/A			
	Low-Income Summer School Teacher	#N/A			
	EL Intervention Teacher	#N/A			
	EL Pupil Support Staff	#N/A			
	EL Extended Day Teacher	#N/A			
	EL Summer School Teacher	#N/A			
	EL Core Teacher	#N/A			
	Sp Ed Teacher	#N/A			
	Sp Ed Instructional Assistant	#N/A			
	Sp Ed Psychologist	#N/A			
Subtotal		#N/A			
Other Investments					
Total**		#N/A			Tier Funding Check (Cell G90)
<p>*The subtotal for Per Student Investments is a calculated figure that adjusts salary portions of Central Office and Maintenance &amp; Operations to account for regional salary differences. As a result, the sum of each individual cost factor will not equal the subtotal.</p> <p>**The total is the Final Adequacy Target (adjusted for Regionalization Factor) calculated in the Full FY 2024 EBF Calculation file. Due to differences in rounding, this figure may vary slightly from the sum of the subtotals in this table.</p>					
<p>If some or all Tier Funding was invested outside of the cost factors, please describe. (No more than 1000 characters, including spaces.)</p>					
<b>Part III: Support for Special Student Groups</b>					
<p>EBF statute sets aside specific allocations to be spent for special education, English learners, and low-income students. Per statute these designated funds must be spent on programs and services benefiting these specific student groups. Funds for English learners and low-income students must be spent in addition to, and not in lieu of, funding that supports general programs of instruction for all students. Funds attributable to special education must be used for the provision of special education facilities and services as outlined in ILCS 14-1.08. Current-year EBF amounts attributable to each of the special student groups must be reported in cells G100-G102 below. If the Organizational Unit received at least \$5,000 for any of the student groups, a response to the questions below is required. For amounts less than \$5,000, a response is optional. All other EBF funds may be spent in any manner deemed appropriate by the school district.</p> <p><b>Collaboration Opportunity</b> - Organizational Units may find that questions in this section are most easily and effectively completed through collaboration between program leaders affiliated with each student group and finance leaders.</p>					
1)	FY 2025 Student Population Allocations*: Enter the dollar amount of resources attributable to Specific Populations within the FY25 Gross State Contribution. Enter "0" if no funds are allocated for a student group. Select whether amounts are estimated or actual.	Low-Income Students	Enter Amounts	Select type	*Note: Allocations for each of the three student groups are published annually at <a href="http://isbe.net/ebfdist">isbe.net/ebfdist</a> under "Reports." Amounts are typically available by September 1. Districts must use actual funding amounts if they are available before submitting the budget to ISBE.
		English Learners			
		Special Education			

2) <b>Organizational Unit investment of EBF dollars for low-income students: Select the investments that apply. (Optionally, dollar amounts for each investment may be entered.)</b> Response Optional	Low-Income Intervention Teacher		Low-Income Extended Day Teacher		Other Investments	
	[Optional - Enter \$]		[Optional - Enter \$]		[Optional - Enter \$]	
	Low-Income Pupil Support Staff		Low-Income Summer School Teacher			
	[Optional - Enter \$]		[Optional - Enter \$]			
Additional context for the Organizational Unit's planned use of dollars attributable to low-income students in FY 2025. (Required if "Other Investments" selected above. No more than 500 characters, including spaces. )						

3) <b>Organizational Unit investment of EBF dollars for English learners: Select the investments that apply. (Optionally, dollar amounts for each investment may be entered.)</b> Response Optional	English Learner Intervention Teacher		English Learner Extended Day Teacher		English Learner Core Teacher	
	[Optional - Enter \$]		[Optional - Enter \$]		[Optional - Enter \$]	
	English Learner Pupil Support Staff		English Learner Summer School Teacher		Other Investments	
	[Optional - Enter \$]		[Optional - Enter \$]		[Optional - Enter \$]	
Additional context for the Organizational Unit's planned use of dollars attributable to English learners in FY 2025. (Required if "Other Investments" selected above. No more than 500 characters, including spaces. )						

4) <b>Organizational Units investment of EBF dollars for Special Education: Select the investments that apply. (Optionally, dollar amounts for each investment may be entered.)</b> Response Optional	Special Education Teacher		Special Education Psychologist			
	[Optional - Enter \$]		[Optional - Enter \$]			
	Special Education Instructional Assistant		Other Investments			
	[Optional - Enter \$]		[Optional - Enter \$]			
Additional context for the Organizational Unit's planned use of dollars attributable to Special Education students in FY 2025. (Required if "Other Investments" selected above. No more than 500 characters, including spaces. )						

**Plan Assurances**

Please complete the assurances below related to Article 14C of the Illinois School Code, which stipulates allowable expenditures for English learners. Organizational Units should maintain supporting documentation (e.g., sign-in sheets, meeting agendas) to affirm the veracity of the below assurances. Note that a separate collection of the Bilingual Service Plan takes place before each school year and must be separately reviewed by the Bilingual Parent Advisory Committee (BPAC). Responses in this plan should be aligned with information contained in the Bilingual Service Plan. Responses in this section are only required if an Organizational Unit receives any amount of EBF dollars attributable to English learners.

**Collaboration Opportunity** - Organizational Units may find that the plan assurances are most easily and effectively completed if led by program leaders.

- 1). "I hereby affirm that at least 60% of the school district's state funds attributable to English learners will be used for instructional costs of programs and services for English learners (function 1000), in accordance with Article 14C of the Illinois School Code. The remaining balance of state funds attributable to English learners will also be used to serve English learners."
- 2). "My school district has at least one attendance center with 20 or more English learners (including parental refusals) who speak the same home language other than English in grades K-12. Alternatively and/or additionally, my school district has at least one attendance center with 20 or more English learners (including parent refusals) who speak the same home language other than English in pre-K."
- 3). "I hereby affirm that the school district's BPAC will review this EBF Spending Plan by or before October 31, 2024."
- 4). Enter the anticipated date on which the BPAC review will take place and the name of the BPAC chair for SY 2024-25.  

<b>BPAC Meeting (MM/DD/YYYY)</b>	
<b>Name of Chair</b>	

Spending Plan Completion Tracker		
Use the information below to confirm completion of all required questions. Note that the "status" column adjusts to responses, so the tracker is most helpful to consult after you have completed the spending plan.		
Question	Status	Acceptance Criteria
Part 1, Q1	Incomplete	Character length of response must be >10 and <=2000, including spaces.
Part 1, Q2	Incomplete	A different response must be selected in G11, I11, and L11; cells cannot be blank.
Part 1, Q2 (Narrative)	Complete	Response required only if "Other" selected in G11, I11, or L11; character length of response must be >10 and <=1000, including spaces.
Part 2, Q1	Incomplete	A numeric value must be entered in cell G31 (estimated or actual Tier Funding, or 0 if appropriations did not include Tier Funding). A type must be selected in cell H31.
Part 2, Q2	Incomplete	A different response must be selected in G35, I35, and L35; cells cannot be blank.
Part 2, Q3	Incomplete	At least one response must be selected.
Part 2, Q4	Incomplete	Cells G43, I43, and L43 cannot be blank. "Other" may be selected more than once, but other responses may not be repeated.
Part 2, Q4 (Narrative)	Complete	Response required only if "Other" selected in G43, I43, or L43; character length of response must be >10 and <=1000, including spaces.
Part 2, Q5 (Cell G90)	Incomplete	Cell G90 must be equal to the value in cell G31.
Part 2, Q5 (Narrative)	Complete	Response required only if a value was entered in cell G89; character length of response must be >10 and <=1000, including spaces.
Part 3, Q1 Low-Income Funds	Incomplete	A numeric value must be entered. A type must be selected in cell H100.
Part 3, Q1 English Learner Funds	Incomplete	A numeric value must be entered, which may be "0" if the organizational unit received no funding for the specified student group. A type must be selected in cell H101.
Part 3, Q1 Spec. Ed. Funds	Incomplete	A numeric value must be entered. A type must be selected in cell H102.
Part 3, Q2	Complete	At least one response must be selected.
Part 3, Q2 (Narrative)	Complete	Response required only if "Other Investments" was selected in the previous question; character length of response must be >10 and <=500, including spaces.
Part 3, Q3	Complete	At least one response must be selected.
Part 3, Q3 (Narrative)	Complete	Response required only if "Other Investments" was selected in the previous question; character length of response must be >10 and <=500, including spaces.
Part 3, Q4	Complete	At least one response must be selected.
Part 3, Q4 (Narrative)	Complete	Response required only if "Other Investments" was selected in the previous question; character length of response must be >10 and <=500, including spaces.
Assurances 1	Complete	Response required if the value entered in cell G101>0.
Assurances 2	Complete	Response required if the value entered in cell G101>0.
Assurances 3	Complete	Response required if "Yes" selected in cell E133.
Assurances 4 (Meeting Date)	Complete	Response required if "Yes" selected in cell E133; enter date in MM/DD/YYYY format.
Assurances 4 (Name of Chair)	Complete	Response required if "Yes" selected in cell E133.

**ESTIMATED LIMITATION OF ADMINISTRATIVE COSTS (School Districts Only)**

*(For Local Use Only)*

***This is an estimated Limitation of Administrative Costs Worksheet only and will not be accepted for Official Submission of the Limitation of Administrative Costs Worksheet.***

The worksheet is intended for use during the budgeting process to estimate the district's percent increase of FY2025 budgeted expenditures over actual FY2024 expenditures. Budget information is copied to this page. Insert the prior year estimated actual expenditures to compute the estimated percentage increase (decrease).

The official Limitation of Administrative Costs Worksheet is attached to the end of the Annual Financial Report (ISBE Form 50-35) and may be submitted in conjunction with that report. An official Limitation of Administrative Costs Worksheet can also be found on the ISBE website at: [Limitation of Administrative Costs](#)

**ESTIMATED LIMITATION OF ADMINISTRATIVE COSTS WORKSHEET**  
(Section 17-1.5 of the School Code)

School District Name: **Lagrange Area Dept Spec Ed-Ladse**  
RCDT Number: **06016204061**

		Estimated Actual Expenditures, Fiscal Year 2024				Budgeted Expenditures, Fiscal Year 2025			
		(10)	(20)	(80)		(10)	(20)	(80)	
Description	Funct. No.	Educational Fund	Operations & Maintenance Fund	Tort Fund	Total	Educational Fund	Operations & Maintenance Fund	Tort Fund	Total
1. Executive Administration Services	2320				0	783,256		0	783,256
2. Special Area Administration Services	2330				0	0		0	0
3. Other Support Services - School Administration	2490				0	0		0	0
4. Direction of Business Support Services	2510				0	182,259	0	0	182,259
5. Internal Services	2570				0	956,750		0	956,750
6. Direction of Central Support Services	2610				0	659,918		0	659,918
7. Deduct - Early Retirement or other pension obligations required by state law and included above.					0				0
<b>8. Totals</b>		0	0	0	0	2,582,183	0	0	2,582,183
<b>9. Estimated Percent Increase (Decrease) for FY2025 (Budgeted) over (Actual) FY 2024</b>									Enter Actual Data



## Reference Description

- 1 Each fund balance should correspond to the fund balance reflected on the books as of June 30th - Balance Sheet Accounts #720 and #730 (audit figures, if available).
- 2 Accounting and Financial Reporting for Certain Grants and Other Financial Assistance. The "On-Behalf" Payments should only be reflected on this page (Budget Summary, Lines 10 and 20).
- 3 Requires the secretary of the school board to notify the county clerk (within 30 days of the transfer approval) to abate an equal amount of taxes to be next extended. See Sec. 10-22.14 & 17-2.11.
- 3<sup>a</sup> Requires notification to the county clerk to abate an equal amount from taxes next extended. See section 10-22.14
- 4 Principal on Bonds Sold:
  - (1) Funding Bonds are to be entered in the fund or funds in which the liability occurs.
  - (2) Refunding Bonds can be entered in the Debt Services Fund only.
  - (3) Building Bonds can be entered in the Capital Projects Fund only.
  - (4) Fire Prevention and Safety Bonds can be entered in the Fire Prevention & Safety Fund only.
- 5
 

The proceeds from the sale of school sites, buildings, or other real estate shall be used first to pay the principal and interest on any outstanding bonds on the property being sold, and after all such bonds have been retired, the remaining proceeds from the sale next shall be used by the school board to meet any urgent district needs as determined under Sections 2-3.12 and 17-2.11 of the School Code. Once these issues have been addressed, any remaining proceeds may be used for any other authorized purpose and for deposit into any district fund.
- 6 The School Code, Section 10-22.44 prohibits the transfer of interest earned on the investment of "any funds for purposes of Illinois Municipal Retirement under the Pension Code." This prohibition does not include funds for Social Security and Medicare-only purposes. For additional requirements on interest earnings, see 23 Illinois Administrative Code, Part 100, Section 100.50.
- 7 Cash plus investments must be greater than or equal to zero.
- 8
 

For cash basis budgets, this total will equal the Budget Summary - Total Direct Receipts/Revenues (Line 9) plus Total Other Sources of Funds (Line 46).
- 9
 

For cash basis budgets, this total will equal the Budget Summary - Total Direct Disbursements/Expenditures (Line 19) plus Total Other Uses of Funds (Line 79).
- 10
 

Working Cash Fund loans may be made to any district fund for which taxes are levied (Section 20-5 of the School Code).
- 11
 

Include revenue accounts 1110 through 1115, 1117,1118 & 1120.
- 12
 

The School Code Section 17-2.2c. Tax for leasing educational facilities or computer technology or both, and for temporary relocation expense purposes.
- 13
 

Corporate personal property replacement tax revenue must be first applied to the Municipal Retirement/Social Security Fund to replace tax revenue lost due to the abolition of the corporate personal property tax (30 ILCS 115/12). This provision does not apply to taxes levied for Medicare-Only purposes.
- 14
 

Only tuition payments made to private facilities. See Functions 4200 or 4400 for estimated public facility disbursements/expenditures.
- 15
 

Payment towards the retirement of lease/purchase agreements or bonded/other indebtedness (principal only) otherwise reported within the fund - e.g.: alternate revenue bonds. (Describe & Itemize)
- 16
 

Only abolishment of Working Cash Fund must transfer its funds directly to the Educational Fund upon adoption of a resolution and at the close of the current school Year (see 105 ILCS 5/20-8 for further explanation)

Only abatement of working cash fund can transfer its funds to any fund in most need of money (see 105 ILCS 5/20-10 for further explanation)

**CHECK FOR ERRORS**

This worksheet checks various cells to assure that selected items are in balance.

Please fix errors below before submitting to ISBE.

Budget Item References	Message
<b>1. Deficit Reduction Plan (DefReductPlan 23-27 tab)</b>	
Is Deficit Reduction Plan Required? (Joint Agreements do not complete Deficit Reduction Plan.)	Deficit Reduction Plan is not required
If required, is Deficit Reduction Plan completed? (DefReductPlan 23-27 tab)	
<b>2. Cover Page (Cover tab)</b>	
District Name must be selected from drop-down. (Cell H13)	OK
Accounting Basis must be selected on Cover sheet.	OK
Dates (Day, Month, Year) must be input on Cover sheet.	OK
Board Names must be typed on Cover sheet.	ERROR - TYPE BOARD NAMES
<b>3. Budget Summary: Other Sources (BudgetSum 2-4 tab - Acct 7000) must equal Other Uses (BudgetSum 2-4 tab - Acct 8000).</b>	
Estimated Beginning Fund Balance July, 1 2023 for all Funds (Cells C3 - K3) (Line must have a number or zero. Do not leave blank.)	OK
Estimated Activity Fund Beginning Fund Balance July, 1 2023 (Cell C83) (Cell must have a number or zero. Do not leave blank.)	OK
Transfer Among Funds (Funds 10, 20, 40 - Acct 7130 - Cells C29, D29, F29), must equal (Funds 10, 20 & 40 - Acct 8130 - Cells C52, D52, F52).	OK
Transfer of Interest (Funds 10 thru 90 - Acct 7140 - Cells C30:K30), must equal (Funds 10 thru 60, & 80 - Acct 8140 - Cells C53:H53, J53).	OK
Transfer to Debt Service to Pay Principal on GASB 87 Leases (Fund 30 - Acct 7400 - Cell E39) must equal (Funds 10, 20 & 60 - Acct 8400 Cells C57:H60).	OK
Transfer to Debt Service to Pay Interest on GASB 87 Leases (Fund 30 - Acct 7500 - Cell E40) must equal (Funds 10, 20 & 60 - Acct 8500 - Cells C61:H64).	OK
Transfer to Debt Service Fund to Pay Principal on Revenue Bonds (Fund 30 - Acct 7600 - Cell E41) must equal (Funds 10 & 20 - Acct 8600 - Cells C65:D68).	OK
Transfer to Debt Service to Pay Interest on Revenue Bonds (Fund 30 - Acct 7700 - Cell E42) must equal (Funds 10 & 20 - Acct 8700 - Cells C69:D72).	OK
Transfer to Capital Projects Fund (Fund 60 - Acct 7800 - Cell H43) must equal (Fund 10 & 20, Acct 8800 - Cells C73:D76).	OK
<b>4. Summary of Cash Transactions: Beginning Cash Balance on Hand July 1, 2023 (CashSum 5 tab, All Funds) cannot be negative.</b>	
Educational (Fund 10 - Cell C3)	OK
Operations & Maintenance (Fund 20 - Cell D3)	OK
Debt Service (Fund 30 - Cell E3)	OK
Transportation (Fund 40 - Cell F3)	OK
Municipal Retirement/Social Security (Fund 50 - Cell G3)	OK
Capital Projects (Fund 60 - Cell H3)	OK
Working Cash (Fund 70 - Cell I3)	OK
Tort (Fund 80 - Cell J3)	OK
Fire Prevention & Safety (Fund 90 - Cell K3)	OK
Activity Funds (Cell C23)	OK
<b>5. Summary of Cash Transactions: Ending Cash Balance on Hand June 30, 2024 (CashSum 5 tab - All Funds) cannot be negative.</b>	
Educational (Fund 10 - Cell C21)	OK
Operations & Maintenance (Fund 20 - Cell D21)	OK
Debt Service (Fund 30 - Cell E21)	OK
Transportation (Fund 40 - Cell F21)	OK
Municipal Retirement/Social Security (Fund 50 - Cell G21)	OK
Capital Projects (Fund 60 - Cell H21)	OK
Working Cash (Fund 70 - Cell I21)	OK
Tort (Fund 80 - Cell J21)	OK
Fire Prevention & Safety (Fund 90 - Cell K21)	OK
<b>6. Summary of Cash Transactions: Other Receipts (CashSum 5 tab) must equal Other Disbursements (CashSum 5 tab).</b>	
Interfund Loans Payable (Funds 10:60, 80, 90 - Acct 411 - Cells C6:H6, J6:K6) must equal Interfund Loans Receivable (Funds 10:20, 40, 70 - Acct 141 - Cells C15:D15, F15, I15).	OK
Interfund Loans Receivable (Funds 10, 20, 40, 70 - Acct 141 - Cells C7:D7, F7, I7) must equal Interfund Loans Payable (Funds 10:60, 80, 90 - Acct 411 - Cells C16:H16, J16, K16).	OK
<b>7. Estimated Revenue (EstRev 6-11 tab)</b>	
Amounts must be input for revenue.	OK
<b>8. Estimated Expenditures (EstExp 12-20 tab)</b>	
Amounts must be input for expenditures.	OK
<b>9. Itemization Notes: Revenues/Expenditures reported that require note on Itemize 21 tab.</b>	
Include brief note(s) describing revenue source.	OK
Include brief note(s) describing expenditure use.	OK
<b>10. EBF Spending Plan</b>	
All required questions have been answered.	OK

*End of Balancing*

**Physician Consulting Services Agreement  
between Adventist Health Partners and  
the Board of Education of Lyons Township High School District 204**

This Physician Consulting Services Agreement is entered into by and between Adventist Health Partners, Inc. d/b/a UChicago Medicine AdventHealth Medical Group, an Illinois not-for-profit corporation ("Consultant") and the Board of Education of Lyons Township High School District 204 ("School District") and is Effective as of August 20, 2024, (the "Effective Date"). Consultant and School District are referred to herein as the "Parties."

**WHEREAS**, Consultant is an Illinois not-for-profit medical practice that employs physicians and other clinicians with expertise in primary care and other clinical specialties, and is affiliated with Adventist Midwest Health, a regional integrated health system commonly referred to as "UChicago Medicine AdventHealth;" and

**WHEREAS**, School District requires the services of a physician to support its student athletic programs and provide clinical input and oversight as further described herein (the "Services"); and

**WHEREAS**, since at least 1994, the School District has arranged for Dr. James M. Harazin to provide the Services, including pursuant to a 1994 written Agreement for Consulting Services (the "Prior Contract") with Dr. Harazin, who has recently become an employee of Consultant; and

**WHEREAS**, School District desires for Dr. Harazin -- now on behalf of Consultant rather than in his individual capacity -- to continue to provide the Services, and the Parties agree to provide a full statement of their respective rights, obligations and duties in connection with the Services, replacing all prior agreements concerning the Services (including the Prior Contract).

**NOW THEREFORE**, in consideration of the covenants set forth herein, Consultant and School District agree as follows:

**I. SERVICES AND PERSONNEL**

**1.1 Services.** A description of the Services to be provided by Consultant to School District are more fully set forth in the Statement of Work attached hereto as Exhibit A, the terms of which are incorporated as if fully set forth herein. If additional Services are requested by School District, subsequent, mutually agreed upon Exhibits (labeled Exhibit A-1, A-2, etc.) may be attached to this Agreement.

**1.2 Quality/Compliance.** All Services Consultant provides under this Agreement shall (i) be performed in a timely, competent and professional manner by individuals of appropriate training and expertise, (ii) meet or exceed industry standards, and (iii) comply with all applicable federal, state and local laws and rules and regulations, as well as any and all revisions, amendments and repeals/successor acts.

**1.3 Personnel.** Consultant shall designate a qualified clinician to provide the Services (the "Clinician"). As of the effective date, James M. Harazin, DO, shall serve as the Clinician. The Parties shall agree in writing regarding any replacement designee(s) to deliver the Services on behalf of Consultant, except that Consultant shall have discretion to assign a qualified alternate to provide the Services during any temporary periods of Dr. Harazin's (or then-current designated Clinician's) absence or unavailability.

**1.4 Equipment, Facilities.** Consultant/Clinician shall access to such facilities, equipment and staff of the School District which are necessary for performance of the Services.

**II. FEE, EXPENSES AND BILLING**

- 2.1 **Fee.** School District shall pay Consultant a fixed fee of Thirty-Eight Thousand Eight Hundred Twenty-Five Dollars (\$38,825.00) per year, payable in 11 equal monthly increments (no payment in July), to perform the Services as further described in Exhibit A. The annual fixed fee will increase by 2% each year, effective August 1.
- 2.2 **Expenses.** Consultant is responsible for all expenses it incurs under this Agreement unless approved in advance and in writing by School District.
- 2.3 **Billing or Payments.** – Consultant will submit monthly invoices to the School District’s business office: 100 S. Brainard Ave., LaGrange, IL 60525, ATTN: Business Services. The School District will pay submitted invoices in accordance with the provisions of the Illinois Local Government Prompt Payment Act.

### III. TERM AND TERMINATION

- 3.1 **Term.** The term of this Agreement shall commence as of the Effective Date and shall continue through July 31, 2024. unless earlier terminated (the “Initial Term.”) Thereafter, the Agreement will automatically renew for one-year renewal terms, subject to the Termination provisions herein.
- 3.2 **Termination for Convenience.** Either Party may terminate this Agreement for any reason without penalty, upon thirty (30) days prior written notice to the other Party.
- 3.3 **Termination for Cause.** Either party may terminate this Agreement with fifteen (15) days prior written notice if the other party breaches any term of this Agreement and fails to cure that breach within the fifteen (15)-day notice period.
- 3.4 **Effect of Termination.** Unless otherwise directed by School District, during the notice period prior to the effective date of termination, Consultant/Clinician shall use best efforts to effectively provide the Services. Upon termination of this Agreement, School District agrees to pay Consultant all undisputed amounts for Services rendered, prorating the final monthly installment payment as applicable, i.e., in the event of a partial month of Services provided.

### IV. USE OF NAME

Except for internal uses and as necessary to fulfill its obligations hereunder, School District shall not use Consultant’s (or that of any affiliate, employee, or agent of Consultant) name, logo or marks in any manner without Consultant’s prior written approval.

### V. NONSOLICITATION

School District agrees that during the term of this Agreement and for a period of one (1) year following its termination, School district will not solicit, recruit, employ or engage as an employee or independent contract, any individual Clinician assigned to provide Services hereunder, unless the Parties otherwise mutually agree. If this restriction is violated, School District shall promptly pay Consultant an amount equal to one (1) year of salary for that individual.

### VI. CONFIDENTIALITY

Consultant/Clinician shall protect the confidential information it receives in the connection with providing the Services and shall comply with all applicable state and federal laws and regulations protecting identifiable health information, including without limitation, the federal Health Insurance Portability and Accountability Act of 1996 and corresponding implementing regulations (“HIPAA”), as well as education records, including without limitation, the Family Educational Rights and Privacy Act (“FERPA”) and the Illinois School Student Records Act (“ISSRA”). With respect to any students, School District has determined that Consultant/Clinician is a school official with a legitimate

educational interest under FERPA and ISSRA. Any information that School District provides or makes available to Consultant that is "personally identifiable information" from a student's education record, as defined by FERPA and ISSRA, shall be limited to what is necessary for the performance of Consultant's duties and responsibilities on behalf of School District under this Agreement.

**VII. MISCELLANEOUS**

- 7.1 Independent Contractors.** In performing the services specified in this Agreement, the relationship of School District and Consultant (and its personnel) shall, at all times, be as independent contractors. Consultant's assigned personnel shall not be considered as employees or agents of School District for any purposes and are not entitled to any fringe benefits or any other employee benefits from School District. Consultant is solely responsible for any sums for income taxes, unemployment insurance, social security or any other withholding pursuant to any law, regulation or requirement of any government body relating to Consultant's consulting activities.
- 7.2 Insurance.** Consultant shall maintain at its sole expense professional liability insurance of at least \$1,000,000 per occurrence/\$3,000,000 in the aggregate, and such other insurance that is customary in its industry. Consultant shall provide School District evidence of insurance upon request.
- 7.3 Indemnification.** Each Party will indemnify and defend the Other Party (including the Other Party's officers, directors and personnel) against all costs, fees, expenses, damages and liabilities (including defense costs) associated with any third-party claims seeking damages due to the indemnifying Party's intentional or negligent actions.
- 7.4 Assignment.** Neither Party may assign this Agreement without the other Party's advance written consent.
- 7.5 Notices.** Any notices, approval or consent required to be given under this Agreement shall be in writing and shall be deemed delivered upon receipt, if delivered personally or sent by overnight courier, or three (3) business days after being deposited in the U.S. mail, return receipt requested. Any notice required hereunder shall be delivered or sent to the party at the address shown below, until and unless such party notifies the other of a change of address for the purposes of this paragraph.

If to Consultant: Adventist Health Partners  
500 Remington Blvd.  
Bolingbrook, IL 60440  
Attn: COO

cc: Adventist Midwest Health  
5101 Willow Springs Road  
La Grange, IL 60525  
Attn: Regional Chief Legal Officer

If to School District: Lyons Township High School District No. 204  
100 S Brainard Ave.  
La Grange, IL 60525  
Attn: Superintendent

7.6 **Governing Law.** This Agreement shall be construed and governed by applicable federal laws and the laws of the State of Illinois. Venue for all disputes litigated hereunder shall be the courts in Cook County, Illinois.

7.7 **Entire Agreement; Modifications; Waiver.** This Agreement constitutes the entire understanding between School District and Consultant regarding the Services that will be provided to School District. Any modification to this Agreement must be made in writing that is signed by both parties. No waiver or breach of any provision of this Agreement shall operate as a waiver of any subsequent breach or violation of the same or any other provision of this Agreement.

[signatures on following page]

DRAFT

IN WITNESS WHEREOF, the Parties enter into this Agreement by authorized signature below.

**BOARD OF EDUCATION OF LYONS TOWNSHIP HIGH SCHOOL DISTRICT NO. 204**

**ADVENTIST HEALTH PARTNERS, INC.**

**By:** \_\_\_\_\_  
**Name:** \_\_\_\_\_  
**Title:** \_\_\_\_\_  
**Date:** \_\_\_\_\_

**By:** \_\_\_\_\_  
**Name:** Kathy Ragusa  
**Title:** Chief Operating Officer  
**Date:** \_\_\_\_\_

**Acknowledged and Agreed:** \_\_\_\_\_  
**James M. Harazin, DO**

DRAFT

## EXHIBIT A

### STATEMENT OF SERVICES

Consultant shall perform the following consulting Services under the terms of this Agreement:

1. Act as a Professional Consultant and medical resource for School Nurses and Health Office Staff in administering to the medical needs of students and staff.
2. Act as a professional consultant and medical resource for Athletic Trainers in administering to the medical needs of students and staff.
3. Act as a medical adviser and consultant to the School Board and Administrators regarding current and future health and medical issues.
4. Spent approximately 1 hour per week at the health services offices at each Campus (North and South) and athletic training room.
5. Evaluate minor medical problems of students and staff; monitor progress and refer appropriately.
6. Provide physicals to transfer students and student athletes when there is determined to be a lack of access to care for those students.
7. Absent extraordinary circumstances, attend all home sophomore and varsity football games to provide medical coverage.
8. Attend other events to provide medical coverage, as mutually agreed upon.
9. Be an active member of the Concussion Committee and monitor progress of students who suffer head injuries or concussions.
10. Support appropriate curricular initiatives.
11. Act as a consultant, adviser, and resource to the School District's Wellness Initiatives.
12. Administer annual influenza vaccines to eligible staff, on-site at each Campus, on a mutually agreed schedule.
13. Other related duties as mutually agreed.

The Parties project that, on average, Consultant will devote an average of 25 hours per month to providing the Services. However, given the seasonality and ad hoc nature of certain duties, the Parties acknowledge that Consultant will not provide all of the foregoing Services during all months of the Term, and the extent of Consultant's effort/time devoted to providing the Services will vary from month to month.



## LYONS TOWNSHIP HIGH SCHOOL District 204

---

**Dr. Brian Waterman, Superintendent**

Ph: 708-579-6451 E: BWaterman@LTHS.net  
North Campus 100 S. Brainard Ave., LaGrange, IL 60525  
South Campus 4900 S. Willow Springs Ave., Western Springs, IL 60558

TO: Lyons Township High School District 204 Board of Education

FROM: Dr. Brian Waterman, Superintendent

DATE: August 19, 2024

RE: 2024 Joint Annual Conference Expense Approval

The Illinois Association of School Boards, in collaboration with the Illinois Association of School Administrators and Illinois Association of School Business Officials, will host the 2024 Joint Annual Conference from Thursday, November 21, 2024 thru Sunday, November 24, 2024 in Chicago. The Joint Annual Conference is one of the nation's largest state education conferences and the conference is a premier training event for school board members, administrators, school administrative professionals and business officials. The annual conference offers multiple opportunities for professional and personal development, and networking with school officials from across the state. Attendees can attend sessions and learn about education-focused initiatives from school advocates and thought leaders, and hear ideas and practices focused on school governance.

We are seeking board approval for the known costs for board members to attend the conference. As of August 19, 2024 costs incurred for conference registrations total \$2,455.00. Following the conference, a report will be compiled which details total expenses incurred during the conference, and we will seek Board approval in December for those costs.

Recommended Motion:

I recommend that the Board approve all known expenditures, which at this time total \$2,455.00 as of August 19, related to the Board's participation in the 2024 Joint Annual Conference.



**LYONS TOWNSHIP HIGH SCHOOL DISTRICT 204  
SUMMARY OF JUNE 2024 EXPENSES  
FOR BOARD OF EDUCATION APPROVAL ON AUGUST 21, 2024**

ACCOUNTS PAYABLE	PAID	TOTAL
EDUCATION FUND	\$ 1,723,860.80	
OPERATIONS BLDG MAINT	\$ 364,016.83	
TRANSPORTATION	\$ 393,370.40	
CAPITAL PROJECTS	\$ 129,970.00	
<b>TOTAL ACCOUNTS PAYABLE</b>		<b>\$ 2,611,218.03</b>
<b>PAYROLL</b>		
EDUCATION FUND	\$ 1,721,726.36	
OPERATIONS BLDG MAINT	\$ 429,448.99	
IMRF/FICA/MEDICARE	\$ 203,466.23	
<b>TOTAL PAYROLL</b>		<b>\$ 2,354,641.58</b>
<b>TOTAL EXPENDITURES</b>		<b>\$ 4,965,859.61</b>

The Undersigned do hereby certify that the Accounts Payable and Payroll Expenditures in the amount of \$4,965,859.61 approved for payment at the Lyons Township High School District 204 Board of Education Meeting, Cook County, Illinois held on August 21, 2024.

\_\_\_\_\_  
**Jill A. Grech, President**

\_\_\_\_\_  
**Jill Beda Daniels, Secretary**

**LYONS TOWNSHIP HIGH SCHOOL DISTRICT 204  
SUMMARY OF JULY 2024 EXPENSES  
FOR BOARD OF EDUCATION APPROVAL ON AUGUST 21, 2024**

ACCOUNTS PAYABLE	PAID	TOTAL
EDUCATION FUND	\$ 2,128,745.35	
OPERATIONS BLDG MAINT	\$ 350,862.77	
TRANSPORTATION	\$ 90,203.23	
CAPITAL PROJECTS	<u>\$ 28,685.93</u>	
<b>TOTAL ACCOUNTS PAYABLE</b>		<b><u>\$ 2,598,497.28</u></b>
<b>PAYROLL</b>		
EDUCATION FUND	\$ 2,225,163.66	
OPERATIONS BLDG MAINT	\$ 415,018.46	
IMRF/FICA/MEDICARE	<u>\$ 160,984.06</u>	
<b>TOTAL PAYROLL</b>		<b><u>\$ 2,801,166.18</u></b>
<b>TOTAL EXPENDITURES</b>		<b><u>\$ 5,399,663.46</u></b>

The Undersigned do hereby certify that the Accounts Payable and Payroll Expenditures in the amount of \$5,399,663.46 approved for payment at the Lyons Township High School District 204 Board of Education Meeting, Cook County, Illinois held on August 21, 2024.

\_\_\_\_\_  
Jill A. Grech, President

\_\_\_\_\_  
Jill Beda Daniels, Secretary

**LYONS TOWNSHIP HIGH SCHOOL DISTRICT 204  
SUMMARY OF REVENUES - FISCAL YEAR 2023-24  
FOR THE MONTH OF JUNE 2024**

	<b>BUDGET</b>	<b>MONTHLY REVENUES</b>	<b>FISCAL YTD REVENUES</b>	<b>TRANSFERS</b>	<b>BUDGET BALANCE</b>	<b>% REALIZED</b>
<b><u>OPERATING FUNDS</u></b>						
EDUCATION - 10	\$ 78,237,344.00	\$ 911,305.50	\$ 82,063,617.44	\$ -	\$ (3,826,273.44)	104.89%
OPERATIONS & MAINTENANCE - 20	\$ 11,304,165.00	\$ 76,108.26	\$ 11,758,493.95	\$ 27,130,060.35	\$ (454,328.95)	104.02%
TRANSPORTATION - 40	\$ 3,903,721.00	\$ 233,595.13	\$ 3,927,481.70	\$ -	\$ (23,760.70)	100.61%
IMRF/SOCIAL SECURITY - 50/51	\$ 3,490,100.00	\$ 14,260.88	\$ 3,601,462.51	\$ -	\$ (111,362.51)	103.19%
<b>TOTAL</b>	<b>\$ 96,935,330.00</b>	<b>\$ 1,235,269.77</b>	<b>\$ 101,351,055.60</b>	<b>\$ 27,130,060.35</b>	<b>\$ (4,415,725.60)</b>	<b>104.56%</b>
<b><u>NON OPERATING FUNDS</u></b>						
DEBIT SERVICE - 30	\$ 2,882,610.00	\$ 70,941.76	\$ 2,979,979.65	\$ -	\$ (97,369.65)	103.38%
CAPITAL PROJECTS - 60/61	\$ 95,258.00	\$ 421,733.00	\$ 758,202.53	\$ 27,130,060.35	\$ (662,944.53)	0.00%
<b>TOTAL</b>	<b>\$ 2,977,868.00</b>	<b>\$ 492,674.76</b>	<b>\$ 3,738,182.18</b>	<b>\$ 27,130,060.35</b>	<b>\$ (760,314.18)</b>	<b>103.38%</b>
<b><u>WORKING CASH</u></b>						
WORKING CASH - 70/71	\$ 230,755.00	\$ 7,701.16	\$ 27,303,975.15	\$ -	\$ -	0.00%
<b>TOTAL</b>	<b>\$ 230,755.00</b>	<b>\$ 7,701.16</b>	<b>\$ 27,303,975.15</b>	<b>\$ -</b>	<b>\$ -</b>	<b>0.00%</b>
<b>TOTAL</b>	<b>\$ 100,143,953.00</b>	<b>\$ 1,735,645.69</b>	<b>\$ 132,393,212.93</b>	<b>\$ 54,260,120.70</b>	<b>\$ (5,176,039.78)</b>	<b>132.20%</b>

**LYONS TOWNSHIP HIGH SCHOOL DISTRICT 204  
SUMMARY OF EXPENSES - FISCAL YEAR 2023-24  
FOR THE MONTH OF JUNE 2024**

	<b>BUDGET</b>	<b>MONTHLY EXPENSES</b>	<b>FISCAL YTD EXPENSES</b>	<b>TRANSFERS</b>	<b>BUDGET BALANCE</b>	<b>% REALIZED</b>
<b><u>OPERATING FUNDS</u></b>						
EDUCATION - 10	\$ 75,852,903.00	\$ 3,498,023.71	\$ 73,859,744.49	\$ -	\$ 1,993,158.51	97.37%
OPERATIONS & MAINTENANCE - 20	\$ 11,304,165.00	\$ 860,767.06	\$ 9,391,245.00	\$ 27,130,060.35	\$ 1,912,920.00	83.08%
TRANSPORTATION - 40	\$ 3,560,150.00	\$ 380,520.06	\$ 3,014,095.29	\$ -	\$ 546,054.71	84.66%
IMRF/SOCIAL SECURITY - 50/51	\$ 3,385,603.00	\$ 203,466.23	\$ 3,048,025.68	\$ -	\$ 337,577.32	90.03%
<b>TOTAL</b>	<b>\$ 94,102,821.00</b>	<b>\$ 4,942,777.06</b>	<b>\$ 89,313,110.46</b>	<b>\$ 27,130,060.35</b>	<b>\$ 4,789,710.54</b>	<b>94.91%</b>
<b><u>NON OPERATING FUNDS</u></b>						
DEBIT SERVICE - 30	\$ 3,294,627.00	\$ 641,452.77	\$ 3,294,626.52	\$ -	\$ 0.48	100.00%
CAPITAL PROJECTS - 60/61	\$ 12,347,716.00	\$ 87,598.76	\$ 5,405,232.48	\$ -	\$ 6,942,483.52	43.78%
<b>TOTAL</b>	<b>\$ 15,642,343.00</b>	<b>\$ 729,051.53</b>	<b>\$ 8,699,859.00</b>	<b>\$ -</b>	<b>\$ 6,942,484.00</b>	<b>55.62%</b>
<b><u>WORKING CASH</u></b>						
WORKING CASH - 70/71	\$ -	\$ -	\$ -	\$ 27,130,060.35	\$ -	0.00%
<b>TOTAL</b>	<b>\$ -</b>	<b>\$ -</b>	<b>\$ -</b>	<b>\$ 27,130,060.35</b>	<b>\$ -</b>	<b>0.00%</b>
<b>TOTAL</b>	<b>\$ 109,745,164.00</b>	<b>\$ 5,671,828.59</b>	<b>\$ 98,012,969.46</b>	<b>\$ 54,260,120.70</b>	<b>\$ 11,732,194.54</b>	<b>89.31%</b>

**LYONS TOWNSHIP HIGH SCHOOL DISTRICT 204**  
**FUND BALANCE FINANCIAL REPORT - FISCAL YEAR 2023-24**  
**FOR THE MONTH OF JUNE 2024**

	FUND BALANCE JULY 1, 2023	FISCAL YTD REVENUES	FISCAL YTD EXPENSES	TRANSFERS	FUND BALANCE
<b><u>OPERATING FUNDS</u></b>					
EDUCATION - 10	\$ 34,601,150.74	\$ 82,063,617.44	\$ 73,859,744.49	\$ -	\$ 42,805,023.69
OPERATIONS & MAINTENANCE - 20	\$ 11,746,204.30	\$ 11,758,493.95	\$ 9,391,245.00	\$ -	\$ 14,113,453.25
TRANSPORTATION - 40	\$ 4,720,478.56	\$ 3,927,481.70	\$ 3,014,095.29	\$ -	\$ 5,633,864.97
IMRF/SOCIAL SECURITY - 50/51	\$ 1,479,118.74	\$ 3,601,462.51	\$ 3,048,025.68	\$ -	\$ 2,032,555.57
<b>TOTAL</b>	<b>\$ 52,546,952.34</b>	<b>\$ 101,351,055.60</b>	<b>\$ 89,313,110.46</b>	<b>\$ -</b>	<b>\$ 64,584,897.48</b>
<b><u>NON OPERATING FUNDS</u></b>					
DEBIT SERVICE - 30	\$ 1,616,188.70	\$ 2,979,979.65	\$ 3,294,626.52	\$ -	\$ 1,301,541.83
CAPITAL PROJECTS - 60/61	\$ 3,434,079.16	\$ 758,202.53	\$ 5,405,232.48	\$ 27,130,060.35	\$ 25,917,109.56
<b>TOTAL</b>	<b>\$ 5,050,267.86</b>	<b>\$ 3,738,182.18</b>	<b>\$ 8,699,859.00</b>	<b>\$ 27,130,060.35</b>	<b>\$ 27,218,651.39</b>
<b><u>WORKING CASH</u></b>					
WORKING CASH - 70/71	\$ 4,115,249.94	\$ 27,303,975.15	\$ -	\$ (27,130,060.35)	\$ 4,289,164.74
<b>TOTAL</b>	<b>\$ 4,115,249.94</b>	<b>\$ 27,303,975.15</b>	<b>\$ -</b>	<b>\$ (27,130,060.35)</b>	<b>\$ 4,289,164.74</b>
<b>TOTAL</b>	<b>\$ 61,712,470.14</b>	<b>\$ 132,393,212.93</b>	<b>\$ 98,012,969.46</b>	<b>\$ -</b>	<b>\$ 96,092,713.61</b>

**LYONS TOWNSHIP HIGH SCHOOL DISTRICT 204  
SUMMARY OF REVENUES - FISCAL YEAR 2024-25  
FOR THE MONTH OF JULY 2024**

	<b>PROPOSED BUDGET</b>	<b>MONTHLY REVENUES</b>	<b>FISCAL YTD REVENUES</b>	<b>TRANSFERS</b>	<b>BUDGET BALANCE</b>	<b>% REALIZED</b>
<b><u>OPERATING FUNDS</u></b>						
EDUCATION - 10	\$ 83,239,200.00	\$ 16,391,303.33	\$ 16,391,303.33		\$ 66,847,896.67	19.69%
OPERATIONS & MAINTENANCE - 20	\$ 10,269,815.00	\$ 2,035,759.83	\$ 2,035,759.83		\$ 8,234,055.17	19.82%
TRANSPORTATION - 40	\$ 3,465,215.00	\$ 503,350.25	\$ 503,350.25		\$ 2,961,864.75	14.53%
IMRF/SOCIAL SECURITY - 50/51	\$ 3,461,337.00	\$ 647,225.11	\$ 647,225.11		\$ 2,814,111.89	18.70%
<b>TOTAL</b>	<b>\$ 100,435,567.00</b>	<b>\$ 19,577,638.52</b>	<b>\$ 19,577,638.52</b>	<b>\$ -</b>	<b>\$ 80,857,928.48</b>	<b>19.49%</b>
<b><u>NON OPERATING FUNDS</u></b>						
DEBIT SERVICE - 30	\$ 3,024,075.00	\$ 620,772.64	\$ 620,772.64		\$ 2,403,302.36	20.53%
CAPITAL PROJECTS - 60/61	\$ 282,830.00	\$ 115,423.11	\$ 115,423.88		\$ 167,406.12	40.81%
<b>TOTAL</b>	<b>\$ 3,306,905.00</b>	<b>\$ 736,195.75</b>	<b>\$ 736,196.52</b>	<b>\$ -</b>	<b>\$ 2,570,708.48</b>	<b>20.53%</b>
<b><u>WORKING CASH</u></b>						
WORKING CASH - 70/71	\$ 145,266.00	\$ 9,690.75	\$ 9,690.75	\$ -	\$ 135,575.25	6.67%
<b>TOTAL</b>	<b>\$ 145,266.00</b>	<b>\$ 9,690.75</b>	<b>\$ 9,690.75</b>	<b>\$ -</b>	<b>\$ 135,575.25</b>	<b>6.67%</b>
<b>TOTAL</b>	<b>\$ 103,887,738.00</b>	<b>\$ 20,323,525.02</b>	<b>\$ 20,323,525.79</b>	<b>\$ -</b>	<b>\$ 83,564,212.21</b>	<b>19.56%</b>

**LYONS TOWNSHIP HIGH SCHOOL DISTRICT 204  
SUMMARY OF EXPENSES - FISCAL YEAR 2024-25  
FOR THE MONTH OF JULY 2024**

	<b>PROPOSED BUDGET</b>	<b>MONTHLY EXPENSES</b>	<b>FISCAL YTD EXPENSES</b>	<b>TRANSFERS</b>	<b>BUDGET BALANCE</b>	<b>% REALIZED</b>
<b><u>OPERATING FUNDS</u></b>						
EDUCATION - 10	\$ 79,841,662.00	\$ 4,914,087.74	\$ 4,914,087.74		\$ 74,927,574.26	6.15%
OPERATIONS & MAINTENANCE - 20	\$ 12,022,824.00	\$ 766,850.66	\$ 766,850.66		\$ 11,255,973.34	6.38%
TRANSPORTATION - 40	\$ 3,592,000.00	\$ 90,203.23	\$ 90,203.23		\$ 3,501,796.77	2.51%
IMRF/SOCIAL SECURITY - 50/51	\$ 3,449,907.00	\$ 160,984.06	\$ 160,984.06		\$ 3,288,922.94	4.67%
<b>TOTAL</b>	<b>\$ 98,906,393.00</b>	<b>\$ 5,932,125.69</b>	<b>\$ 5,932,125.69</b>	<b>\$ -</b>	<b>\$ 92,974,267.31</b>	<b>6.00%</b>
<b><u>NON OPERATING FUNDS</u></b>						
DEBIT SERVICE - 30	\$ 2,775,000.00	\$ -	\$ -	\$ -	\$ 2,775,000.00	0.00%
CAPITAL PROJECTS - 60/61	\$ 32,496,905.00	\$ 28,685.93	\$ 28,685.93	\$ -	\$ 32,468,219.07	0.09%
<b>TOTAL</b>	<b>\$ 35,271,905.00</b>	<b>\$ 28,685.93</b>	<b>\$ 28,685.93</b>	<b>\$ -</b>	<b>\$ 35,243,219.07</b>	<b>0.08%</b>
<b><u>WORKING CASH</u></b>						
WORKING CASH - 70/71	\$ -	\$ -	\$ -	\$ -	\$ -	0.00%
<b>TOTAL</b>	<b>\$ -</b>	<b>\$ -</b>	<b>\$ -</b>	<b>\$ -</b>	<b>\$ -</b>	<b>0.00%</b>
<b>TOTAL</b>	<b>\$ 134,178,298.00</b>	<b>\$ 5,960,811.62</b>	<b>\$ 5,960,811.62</b>	<b>\$ -</b>	<b>\$ 128,217,486.38</b>	<b>4.44%</b>

**LYONS TOWNSHIP HIGH SCHOOL DISTRICT 204**  
**FUND BALANCE FINANCIAL REPORT - FISCAL YEAR 2024-25**  
**FOR THE MONTH OF JULY 2024**

	TENTATIVE FUND BALANCE JULY 1, 2024	FISCAL YTD REVENUES	FISCAL YTD EXPENSES	TRANSFERS	FUND BALANCE
<b><u>OPERATING FUNDS</u></b>					
EDUCATION - 10	\$ 42,805,023.69	\$ 16,391,303.33	\$ 4,914,087.74	\$ -	\$ 54,282,239.28
OPERATIONS & MAINTENANCE - 20	\$ 14,113,453.25	\$ 2,035,759.83	\$ 766,850.66	\$ -	\$ 15,382,362.42
TRANSPORTATION - 40	\$ 5,633,864.97	\$ 503,350.25	\$ 90,203.23	\$ -	\$ 6,047,011.99
IMRF/SOCIAL SECURITY - 50/51	\$ 2,032,555.57	\$ 647,225.11	\$ 160,984.06	\$ -	\$ 2,518,796.62
<b>TOTAL</b>	<b>\$ 64,584,897.48</b>	<b>\$ 19,577,638.52</b>	<b>\$ 5,932,125.69</b>	<b>\$ -</b>	<b>\$ 78,230,410.31</b>
<b><u>NON OPERATING FUNDS</u></b>					
DEBIT SERVICE - 30	\$ 1,301,541.83	\$ 620,772.64	\$ -	\$ -	\$ 1,922,314.47
CAPITAL PROJECTS - 60/61	\$ 25,917,109.56	\$ 115,423.88	\$ 28,685.93	\$ -	\$ 26,003,847.51
<b>TOTAL</b>	<b>\$ 27,218,651.39</b>	<b>\$ 736,196.52</b>	<b>\$ 28,685.93</b>	<b>\$ -</b>	<b>\$ 27,926,161.98</b>
<b><u>WORKING CASH</u></b>					
WORKING CASH - 70/71	\$ 4,289,164.74	\$ 9,690.75	\$ -	\$ -	\$ 4,298,855.49
<b>TOTAL</b>	<b>\$ 4,289,164.74</b>	<b>\$ 9,690.75</b>	<b>\$ -</b>	<b>\$ -</b>	<b>\$ 4,298,855.49</b>
<b>TOTAL</b>	<b>\$ 96,092,713.61</b>	<b>\$ 20,323,525.79</b>	<b>\$ 5,960,811.62</b>	<b>\$ -</b>	<b>\$ 110,455,427.78</b>

**LA GRANGE AREA DEPARTMENT OF SPECIAL EDUCATION**

**SUMMARY OF BILLS AND PAYROLLS**

June 2024

**Presented**

**August 19, 2024**

**SUMMARY FINANCIAL REPORT OF REVENUE - June 2024**

<b>OPERATING FUNDS</b>	BUDGET	TRANSFERS	CURRENT REVENUES	YTD REVENUES	BALANCE	PERCENT REALIZED
EDUCATION FUND	30,243,701	-	3,528,469	31,971,097	(1,727,395.99)	105.71%
VOCATIONAL ACTIVITY FUND	-	-	241	726	426	0.00%
O&M FUND	-	-	-	(9)	(9)	0.00%
<b>TOTAL</b>	<b>30,243,701</b>	<b>-</b>	<b>3,528,710</b>	<b>31,971,814</b>	<b>(1,726,979)</b>	<b>105.71%</b>

**SUMMARY FINANCIAL REPORT OF EXPENSE - June 2024**

<b>OPERATING FUNDS</b>	BUDGET	TRANSFERS	CURRENT EXPENDITURES	YTD EXPENDITURES	UNENCUMBERED BALANCE	PERCENT ENCUMBERED
EDUCATION FUND	30,243,701	-	5,317,380	31,140,714	(897,013)	102.97%
VOCATIONAL ACTIVITY FUND	-	-	-	45	(45)	0.00%
O&M FUND	-	-	-	104,769	(104,768.89)	0.00%
<b>TOTAL</b>	<b>30,243,701</b>	<b>-</b>	<b>5,317,380</b>	<b>31,245,528</b>	<b>(1,001,827)</b>	<b>103.31%</b>

**MONTHLY FUND BALANCE REPORT FOR - June 2024**

<b>OPERATING FUNDS</b>	JULY 1ST EQUITY	YEAR TO DATE RECEIPTS	YEAR TO DATE DISBURSEMENTS	BALANCE
EDUCATION FUND	1,418,577	31,971,097	(31,140,714)	2,248,960
VOCATIONAL ACTIVITY FUND	15,083	726	(45.36)	15,764
O&M FUND	16,506	(9)	(104,768.89)	(88,272)
<b>TOTAL</b>	<b>1,450,166</b>	<b>31,971,814</b>	<b>(31,245,528)</b>	<b>2,176,452</b>

**SUMMARY OF EXPENSES FOR JUNE 2024 BOARD OF EDUCATION APPROVAL ON AUGUST 19, 2024**

	EXPENSES	EXPENSES FROM REVENUE	TOTAL
EDUCATION FUND	\$ 378,219.80		\$ 378,219.80
VOCATIONAL ACTIVITY FUND	\$ -	\$ -	\$ -
<b>TOTAL A/P</b>	<b>\$ 378,219.80</b>	<b>\$ -</b>	<b>\$ 378,219.80</b>

**PAYROLL**

EDUCATION FUND		\$ 4,306,999.12
BOARD SHARE EXPENSES		\$ 632,160.61
<b>TOTAL PAYROLL</b>		<b>\$ 4,939,159.73</b>
VOCATIONAL FUND		-
BOARD SHARE EXPENSES		-
<b>TOTAL PAYROLL</b>		<b>\$ 5,317,379.53</b>

THE UNDERSIGNED DO HEREBY CERTIFY THAT ACCOUNTS PAYABLE LISTINGS AND PAYROLLS IN THE AMOUNT OF \$5,317,379.53 WERE APPROVED FOR PAYMENT AT THE MEETING OF THE BOARD OF EDUCATION OF SCHOOL DISTRICT #204, COOK COUNTY, ILLINOIS HELD ON AUGUST 19, 2024 AND AUTHORIZE THE SCHOOL TRUSTEES OF TOWNSHIP 38, RANGE 12 TO PAY THE SAME.

\_\_\_\_\_  
PRESIDENT

\_\_\_\_\_  
SECRETARY

## LaGrange Area Dept. of Special Education

### Fund Balances

Fiscal Year: 2023-2024

Month: June  
 Year: 2024  
 Fund Type: All Funds

Include Cash Balance  
 FY End Report

<u>Fund</u>	<u>Description</u>	<u>Beginning Balance</u>	<u>Revenue</u>	<u>Expense</u>	<u>Transfers</u>	<u>Fund Balance</u>
10	EDUCATION	\$1,418,577.12	\$31,971,096.99	(\$31,140,713.88)	\$0.00	\$2,248,960.23
20	OPERATIONS & MAINTENANCE	\$16,506.05	(\$9.43)	(\$104,768.89)	\$0.00	(\$88,272.27)
99	ACTIVITY FUND - SHREDDER WORKS	\$15,083.24	\$726.05	(\$45.36)	\$0.00	\$15,763.93
Grand Total:		\$1,450,166.41	\$31,971,813.61	(\$31,245,528.13)	\$0.00	\$2,176,451.89

End of Report

# LAGRANGE AREA DEPT. OF SPECIAL EDUCATION VOUCHER

Voucher No: 1233


Voucher Date: 06/21/2024

Prepared By: 

Printed: 06/12/2024 03:11:17 PM

LAGRANGE AREA DEPT. OF SPECIAL EDUCATION is hereby authorized to draw warrants against LAGRANGE AREA DEPT. OF SPECIAL EDUCATION funds for the sum of \$35,499.95 on account of obligations incurred for value received in services and for materials as shown below for period July 1, 2023 to June 30, 2024 (period cannot overlap fiscal year end.)

I certify that this claim is just and correct, and the services and/or materials herein represented have been received during the period listed above. All items are properly coded and not in excess of the budget.

 6-13-2024  
Nicholas Peranich Director of Business Services

LAGRANGE AREA DEPT. OF SPECIAL EDUCATION

Fund		Amount
10	EDUCATION	\$35,499.95
		<b>\$35,499.95</b>

**LaGrange Area Dept. of Special Education**

**Check Listing**

Fiscal Year: 2023-2024

**Criteria:**

**Bank Account:** OPERATING 2045 184641

**From Date:** 6/21/2024  
**From Check:** 245812490  
**From Voucher:** 1234

**To Date:** 6/21/2024  
**To Check:** 245812587  
**To Voucher:** 1234

Check Number	Date	Payee	Amount	Voucher	Status	Type	Cleared?	Clear Date	Void Date
245812490	06/21/2024	Accurate Biometrics	\$1,800.00	1234	Printed	Expense	<input type="checkbox"/>		
245812491	06/21/2024	Albertsons Safeway	\$203.57	1234	Printed	Expense	<input type="checkbox"/>		
245812492	06/21/2024	Amazon Capital Services	\$2,243.76	1234	Printed	Expense	<input type="checkbox"/>		
245812493	06/21/2024	Apple Computer	\$1,898.00	1234	Printed	Expense	<input type="checkbox"/>		
245812494	06/21/2024	At & T	\$1,536.05	1234	Printed	Expense	<input type="checkbox"/>		
245812495	06/21/2024	Athas, Heidi S	\$19.64	1234	Printed	Expense	<input type="checkbox"/>		
245812496	06/21/2024	Ayala, Dimond	\$55.48	1234	Printed	Expense	<input type="checkbox"/>		
245812497	06/21/2024	Ballard & Tighe, Publishers	\$513.70	1234	Printed	Expense	<input type="checkbox"/>		
245812498	06/21/2024	Baranski, Kristen L	\$52.00	1234	Printed	Expense	<input type="checkbox"/>		
245812499	06/21/2024	Bd Of Ed #103	\$110,243.62	1234	Printed	Expense	<input type="checkbox"/>		
245812500	06/21/2024	Bd Of Ed #61 Darien	\$37,636.80	1234	Printed	Expense	<input type="checkbox"/>		
245812501	06/21/2024	Bd Of Ed #62	\$27,563.01	1234	Printed	Expense	<input type="checkbox"/>		
245812502	06/21/2024	Bd Of Ed #92.5	\$28,072.51	1234	Printed	Expense	<input type="checkbox"/>		
245812503	06/21/2024	Bd Of Ed #94	\$54,808.87	1234	Printed	Expense	<input type="checkbox"/>		
245812504	06/21/2024	Bmo Corporate Mastercard	\$17,888.12	1234	Printed	Expense	<input type="checkbox"/>		
245812505	06/21/2024	Bonistalli, Carolyn	\$236.78	1234	Printed	Expense	<input type="checkbox"/>		
245812506	06/21/2024	Brancheau, Haley W	\$39.33	1234	Printed	Expense	<input type="checkbox"/>		
245812507	06/21/2024	Bridges Language Training & Staffing Co.	\$100.00	1234	Printed	Expense	<input type="checkbox"/>		
245812508	06/21/2024	BrightStar Care	\$5,616.00	1234	Printed	Expense	<input type="checkbox"/>		
245812509	06/21/2024	Brunswick, Wendy S	\$113.51	1234	Printed	Expense	<input type="checkbox"/>		
245812510	06/21/2024	Burke, Jennifer L	\$50.39	1234	Printed	Expense	<input type="checkbox"/>		
245812511	06/21/2024	Butler, Madeleine M	\$442.20	1234	Printed	Expense	<input type="checkbox"/>		
245812512	06/21/2024	Bylsma, Karen	\$57.62	1234	Printed	Expense	<input type="checkbox"/>		

**LaGrange Area Dept. of Special Education**

**Check Listing**

Fiscal Year: 2023-2024

**Criteria:**

**Bank Account:** OPERATING 2045 184641

**From Date:** 6/21/2024  
**From Check:** 245812490  
**From Voucher:** 1234

**To Date:** 6/21/2024  
**To Check:** 245812587  
**To Voucher:** 1234

Check Number	Date	Payee	Amount	Voucher	Status	Type	Cleared?	Clear Date	Void Date
245812513	06/21/2024	Carey, Veronica	\$116.04	1234	Printed	Expense	<input type="checkbox"/>		
245812514	06/21/2024	Cebular, Victoria J	\$12.27	1234	Printed	Expense	<input type="checkbox"/>		
245812515	06/21/2024	Chappell, Barbara A	\$13.67	1234	Printed	Expense	<input type="checkbox"/>		
245812516	06/21/2024	Chiampas, Cassandra	\$294.28	1234	Printed	Expense	<input type="checkbox"/>		
245812517	06/21/2024	Clemens, Marlene M	\$91.39	1234	Printed	Expense	<input type="checkbox"/>		
245812518	06/21/2024	Cleveland, Jenelle	\$115.51	1234	Printed	Expense	<input type="checkbox"/>		
245812519	06/21/2024	ComEd	\$2,778.38	1234	Printed	Expense	<input type="checkbox"/>		
245812520	06/21/2024	Committee for Children ( Second Step)	\$715.00	1234	Printed	Expense	<input type="checkbox"/>		
245812521	06/21/2024	Cross Country Health Care, Inc.	\$2,548.00	1234	Printed	Expense	<input type="checkbox"/>		
245812522	06/21/2024	Crumrine, Diane M	\$65.53	1234	Printed	Expense	<input type="checkbox"/>		
245812523	06/21/2024	Current Technologies Corp	\$800.52	1234	Printed	Expense	<input type="checkbox"/>		
245812524	06/21/2024	Dahme Mechanical Industries, Inc.	\$862.50	1234	Printed	Expense	<input type="checkbox"/>		
245812525	06/21/2024	Duvall, Danika R	\$14.07	1234	Printed	Expense	<input type="checkbox"/>		
245812526	06/21/2024	Elana Carron	\$398.80	1234	Printed	Expense	<input type="checkbox"/>		
245812527	06/21/2024	Espinosa, Cynthia A	\$32.57	1234	Printed	Expense	<input type="checkbox"/>		
245812528	06/21/2024	Favela Mata, Isabel	\$302.58	1234	Printed	Expense	<input type="checkbox"/>		
245812529	06/21/2024	First Communications LLC	\$309.32	1234	Printed	Expense	<input type="checkbox"/>		
245812530	06/21/2024	Garlinger, Amy	\$18.76	1234	Printed	Expense	<input type="checkbox"/>		
245812531	06/21/2024	Gough, Kari	\$117.12	1234	Printed	Expense	<input type="checkbox"/>		
245812532	06/21/2024	Grand Prairie Transit	\$2,497.61	1234	Printed	Expense	<input type="checkbox"/>		
245812533	06/21/2024	Groenendyk, Isaac J	\$40.07	1234	Printed	Expense	<input type="checkbox"/>		
245812534	06/21/2024	Guzman, Ivonne J	\$23.05	1234	Printed	Expense	<input type="checkbox"/>		
245812535	06/21/2024	Hagar, Kimberly S	\$46.23	1234	Printed	Expense	<input type="checkbox"/>		
245812536	06/21/2024	Heartland Alliance	\$150.00	1234	Printed	Expense	<input type="checkbox"/>		

**LaGrange Area Dept. of Special Education**

**Check Listing**

Fiscal Year: 2023-2024

**Criteria:**

**Bank Account:** OPERATING 2045 184641

**From Date:** 6/21/2024  
**From Check:** 245812490  
**From Voucher:** 1234

**To Date:** 6/21/2024  
**To Check:** 245812587  
**To Voucher:** 1234

Check Number	Date	Payee	Amount	Voucher	Status	Type	Cleared?	Clear Date	Void Date
245812537	06/21/2024	Helping Hand	\$100.00	1234	Printed	Expense	<input type="checkbox"/>		
245812538	06/21/2024	Holiday Inn Countryside	\$1,107.00	1234	Printed	Expense	<input type="checkbox"/>		
245812539	06/21/2024	Institutue for Multi Sensory Education	\$10,200.00	1234	Printed	Expense	<input type="checkbox"/>		
245812540	06/21/2024	Irby, Stefanie J	\$88.85	1234	Printed	Expense	<input type="checkbox"/>		
245812541	06/21/2024	Jelinek, Katelyn	\$52.26	1234	Printed	Expense	<input type="checkbox"/>		
245812542	06/21/2024	Joliet Township High School District 204	\$34,925.20	1234	Printed	Expense	<input type="checkbox"/>		
245812543	06/21/2024	Kriha Law LLC	\$707.50	1234	Printed	Expense	<input type="checkbox"/>		
245812544	06/21/2024	Laurie Waldeck	\$1,042.50	1234	Printed	Expense	<input type="checkbox"/>		
245812545	06/21/2024	Loftus, Jacqueline	\$38.60	1234	Printed	Expense	<input type="checkbox"/>		
245812546	06/21/2024	love Your Classroom, LLC	\$1,956.07	1234	Printed	Expense	<input type="checkbox"/>		
245812547	06/21/2024	Lyons Township High School	\$10,486.83	1234	Printed	Expense	<input type="checkbox"/>		
245812548	06/21/2024	Maruyama, Blythe J	\$113.57	1234	Printed	Expense	<input type="checkbox"/>		
245812549	06/21/2024	Massanisso, Lisa M	\$24.46	1234	Printed	Expense	<input type="checkbox"/>		
245812550	06/21/2024	McDermott, Callan P	\$82.55	1234	Printed	Expense	<input type="checkbox"/>		
245812551	06/21/2024	Messina, Kathleen	\$56.62	1234	Printed	Expense	<input type="checkbox"/>		
245812552	06/21/2024	Meyer, Judith	\$36.32	1234	Printed	Expense	<input type="checkbox"/>		
245812553	06/21/2024	Miller, Erin	\$76.59	1234	Printed	Expense	<input type="checkbox"/>		
245812554	06/21/2024	Moreno, Melissa L	\$25.87	1234	Printed	Expense	<input type="checkbox"/>		
245812555	06/21/2024	Morfoot, Carrie A	\$454.81	1234	Printed	Expense	<input type="checkbox"/>		
245812556	06/21/2024	Murphy, Donna	\$343.31	1234	Printed	Expense	<input type="checkbox"/>		
245812557	06/21/2024	Mussallem, Ashley R	\$49.38	1234	Printed	Expense	<input type="checkbox"/>		
245812558	06/21/2024	Omni Group (The)	\$20.50	1234	Printed	Expense	<input type="checkbox"/>		
245812559	06/21/2024	Orkin Pest Control	\$88.99	1234	Printed	Expense	<input type="checkbox"/>		

## LaGrange Area Dept. of Special Education

### Check Listing

Fiscal Year: 2023-2024

**Criteria:**

**Bank Account:** OPERATING 2045 184641

**From Date:** 6/21/2024  
**From Check:** 245812490  
**From Voucher:** 1234

**To Date:** 6/21/2024  
**To Check:** 245812587  
**To Voucher:** 1234

Check Number	Date	Payee	Amount	Voucher	Status	Type	Cleared?	Clear Date	Void Date
245812560	06/21/2024	Pace Van Pool	\$300.00	1234	Printed	Expense	<input type="checkbox"/>		
245812561	06/21/2024	Pender, Leanne M	\$28.28	1234	Printed	Expense	<input type="checkbox"/>		
245812562	06/21/2024	Popoca Gallegos, Eriberta	\$18.76	1234	Printed	Expense	<input type="checkbox"/>		
245812563	06/21/2024	ProCare Therapy	\$14,465.24	1234	Printed	Expense	<input type="checkbox"/>		
245812564	06/21/2024	Prospect Music Therapy	\$12,810.00	1234	Printed	Expense	<input type="checkbox"/>		
245812565	06/21/2024	Proviso District 209	\$62,834.55	1234	Printed	Expense	<input type="checkbox"/>		
245812566	06/21/2024	Quench USA, Inc	\$115.44	1234	Printed	Expense	<input type="checkbox"/>		
245812567	06/21/2024	R & W Medical, LLC	\$115.00	1234	Printed	Expense	<input type="checkbox"/>		
245812568	06/21/2024	Ranieri, Christine A	\$16.08	1234	Printed	Expense	<input type="checkbox"/>		
245812569	06/21/2024	Rcm Data Corp.	\$206.69	1234	Printed	Expense	<input type="checkbox"/>		
245812570	06/21/2024	Rickelman, Donna	\$712.88	1234	Printed	Expense	<input type="checkbox"/>		
245812571	06/21/2024	Safeguard Self Storage	\$1,812.00	1234	Printed	Expense	<input type="checkbox"/>		
245812572	06/21/2024	Sandra Aguirre Lievano	\$320.00	1234	Printed	Expense	<input type="checkbox"/>		
245812573	06/21/2024	School Health	\$185.00	1234	Printed	Expense	<input type="checkbox"/>		
245812574	06/21/2024	Schultz, Kimberly A	\$87.64	1234	Printed	Expense	<input type="checkbox"/>		
245812575	06/21/2024	Superpsyched LLC	\$1,192.50	1234	Printed	Expense	<input type="checkbox"/>		
245812576	06/21/2024	Sypkens, Maureen B	\$267.20	1234	Printed	Expense	<input type="checkbox"/>		
245812577	06/21/2024	Toliver, Lauren E	\$444.00	1234	Printed	Expense	<input type="checkbox"/>		
245812578	06/21/2024	UCP Sequin of Greater Chicago	\$21.00	1234	Printed	Expense	<input type="checkbox"/>		
245812579	06/21/2024	Urso, Jacquelyn S	\$1,677.50	1234	Printed	Expense	<input type="checkbox"/>		
245812580	06/21/2024	Village Of La Grange	\$279.84	1234	Printed	Expense	<input type="checkbox"/>		
245812581	06/21/2024	Wallin, Sandra W	\$22.11	1234	Printed	Expense	<input type="checkbox"/>		
245812582	06/21/2024	Walters, Sheila R	\$16.16	1234	Printed	Expense	<input type="checkbox"/>		
245812583	06/21/2024	Warehouse Direct, Inc.	\$444.50	1234	Printed	Expense	<input type="checkbox"/>		

**LaGrange Area Dept. of Special Education**

---

**Check Listing**

Fiscal Year: 2023-2024

**Criteria:**

**Bank Account:** OPERATING 2045 184641

**From Date:** 6/21/2024  
**From Check:** 245812490  
**From Voucher:** 1234

**To Date:** 6/21/2024  
**To Check:** 245812587  
**To Voucher:** 1234

Check Number	Date	Payee	Amount	Voucher	Status	Type	Cleared?	Clear Date	Void Date
245812584	06/21/2024	Windy City Music	\$1,206.00	1234	Printed	Expense	<input type="checkbox"/>		
245812585	06/21/2024	Winkler, Allison M	\$14.90	1234	Printed	Expense	<input type="checkbox"/>		
245812586	06/21/2024	WM Corporate Services, Inc	\$620.55	1234	Printed	Expense	<input type="checkbox"/>		
245812587	06/21/2024	Woods, Laura C	\$28.61	1234	Printed	Expense	<input type="checkbox"/>		

Total Amount: \$465,894.44

**End of Report**

**LAGRANGE AREA DEPT. OF SPECIAL EDUCATION VOUCHER**

Voucher No: 1234

Voucher Date: 06/21/2024

Prepared By: 

Printed: 06/12/2024 03:12:27 PM

LAGRANGE AREA DEPT. OF SPECIAL EDUCATION is hereby authorized to draw warrants against LAGRANGE AREA DEPT. OF SPECIAL EDUCATION funds for the sum of \$465,894.44 on account of obligations incurred for value received in services and for materials as shown below for period July 1, 2023 to June 30, 2024 (period cannot overlap fiscal year end.)

I certify that this claim is just and correct, and the services and/or materials herein represented have been received during the period listed above. All items are properly coded and not in excess of the budget.



Nicholas Peranich

6-13-2024  
Director of Business Services

LAGRANGE AREA DEPT. OF SPECIAL  
EDUCATION

Fund	Amount
10 EDUCATION	\$465,894.44
	<b>\$465,894.44</b>

**LaGrange Area Dept. of Special Education**

---

**Non-Check Batch Listing**

Fiscal Year: 2023-2024

**Criteria:**

**Bank Account:** OPERATING 2045 184641

**From Date:** 06/21/2024

**To Date:**

**From Voucher:**

**To Voucher:**

**Account:** 184641

06/21/2024	InterpreNet, LTD	\$170.00	1233	Posted to G/L AP	<input type="checkbox"/>
06/21/2024	InterpreNet, LTD	\$181.39	1233	Posted to G/L AP	<input type="checkbox"/>
06/21/2024	Holy Guardian Angels Parish	\$4,359.26	1233	Posted to G/L AP	<input type="checkbox"/>
06/21/2024	Holy Guardian Angels Parish	\$1,868.25	1233	Posted to G/L AP	<input type="checkbox"/>
06/21/2024	Quest FMS	\$4,385.04	1233	Posted to G/L AP	<input type="checkbox"/>
06/21/2024	Quest FMS	\$4,385.04	1233	Posted to G/L AP	<input type="checkbox"/>
06/21/2024	Holy Guardian Angels Parish	\$17,705.97	1233	Posted to G/L AP	<input type="checkbox"/>
06/21/2024	Burcor Properties	\$2,445.00	1233	Posted to G/L AP	<input type="checkbox"/>

Total for Fund:

8

Total Amount:

\$35,499.95

Total Amount:

\$35,499.95

End of Report

---

# LAGRANGE AREA DEPT. OF SPECIAL EDUCATION VOUCHER

Voucher No: 1245

Voucher Date: 06/27/2024

Prepared By: 

Printed: 06/26/2024 09:56:55 AM

---

LAGRANGE AREA DEPT. OF SPECIAL EDUCATION is hereby authorized to draw warrants against LAGRANGE AREA DEPT. OF SPECIAL EDUCATION funds for the sum of \$128,756.52 on account of obligations incurred for value received in services and for materials as shown below for period July 1, 2023 to June 30, 2024 (period cannot overlap fiscal year end.)

I certify that this claim is just and correct, and the services and/or materials herein represented have been received during the period listed above. All items are properly coded and not in excess of the budget.

---

 6/26/2024  
Nicholas Peranich Director of Business Services

LAGRANGE AREA DEPT. OF SPECIAL  
EDUCATION

---

Fund		Amount
10	EDUCATION	\$128,756.52
		<b>\$128,756.52</b>

---

**LaGrange Area Dept. of Special Education**

**Check Listing**

Fiscal Year: 2023-2024

**Criteria:**

**Bank Account:** OPERATING 2045 184641

**From Date:** 6/27/2024  
**From Check:** 245812588  
**From Voucher:** 1245

**To Date:** 6/27/2024  
**To Check:** 245812619  
**To Voucher:** 1245

Check Number	Date	Payee	Amount	Voucher	Status	Type	Cleared?	Clear Date	Void Date
245812588	06/27/2024	At & T	\$1,842.16	1245	Printed	Expense	<input type="checkbox"/>		
245812589	06/27/2024	Bd Of Ed #102	\$26.18	1245	Printed	Expense	<input type="checkbox"/>		
245812590	06/27/2024	Bd Of Ed #103	\$28,748.30	1245	Printed	Expense	<input type="checkbox"/>		
245812591	06/27/2024	Bd Of Ed #107	\$451.77	1245	Printed	Expense	<input type="checkbox"/>		
245812592	06/27/2024	Bd Of Ed #208	\$12,644.20	1245	Printed	Expense	<input type="checkbox"/>		
245812593	06/27/2024	Bd Of Ed #61 Darien	\$15,792.98	1245	Printed	Expense	<input type="checkbox"/>		
245812594	06/27/2024	Bd Of Ed #62	\$2,950.30	1245	Printed	Expense	<input type="checkbox"/>		
245812595	06/27/2024	Bd Of Ed #92.5	\$22,697.34	1245	Printed	Expense	<input type="checkbox"/>		
245812596	06/27/2024	Bd Of Ed #94	\$6,488.53	1245	Printed	Expense	<input type="checkbox"/>		
245812597	06/27/2024	Bd Of Ed #95	\$426.59	1245	Printed	Expense	<input type="checkbox"/>		
245812598	06/27/2024	Bd Of Ed Dist#105	\$5,453.02	1245	Printed	Expense	<input type="checkbox"/>		
245812599	06/27/2024	Bd Of Ed Dist#96	\$3,098.89	1245	Printed	Expense	<input type="checkbox"/>		
245812600	06/27/2024	Born, David A	\$55.48	1245	Printed	Expense	<input type="checkbox"/>		
245812601	06/27/2024	BrightStar Care	\$1,296.00	1245	Printed	Expense	<input type="checkbox"/>		
245812602	06/27/2024	Canon Solutions America	\$794.00	1245	Printed	Expense	<input type="checkbox"/>		
245812603	06/27/2024	Carey, Veronica	\$12.48	1245	Printed	Expense	<input type="checkbox"/>		
245812604	06/27/2024	Comcast	\$2,923.80	1245	Printed	Expense	<input type="checkbox"/>		
245812605	06/27/2024	ComEd	\$1,991.76	1245	Printed	Expense	<input type="checkbox"/>		
245812606	06/27/2024	Duvall, Danika R	\$155.44	1245	Printed	Expense	<input type="checkbox"/>		
245812607	06/27/2024	Embrace Education	\$4,197.25	1245	Printed	Expense	<input type="checkbox"/>		
245812608	06/27/2024	Frees, Jordan	\$43.42	1245	Printed	Expense	<input type="checkbox"/>		
245812609	06/27/2024	Grand Prairie Transit	\$11,228.21	1245	Printed	Expense	<input type="checkbox"/>		
245812610	06/27/2024	Kinsella, Nancy T	\$18.94	1245	Printed	Expense	<input type="checkbox"/>		
245812611	06/27/2024	Lyons Township High School	\$4,211.30	1245	Printed	Expense	<input type="checkbox"/>		

**LaGrange Area Dept. of Special Education**

---

**Check Listing**

Fiscal Year: 2023-2024

**Criteria:**

**Bank Account:** OPERATING 2045 184641

**From Date:** 6/27/2024  
**From Check:** 245812588  
**From Voucher:** 1245

**To Date:** 6/27/2024  
**To Check:** 245812619  
**To Voucher:** 1245

Check Number	Date	Payee	Amount	Voucher	Status	Type	Cleared?	Clear Date	Void Date
245812612	06/27/2024	McDermott, Callan P	\$79.47	1245	Printed	Expense	<input type="checkbox"/>		
245812613	06/27/2024	Melody, Nicole R	\$101.71	1245	Printed	Expense	<input type="checkbox"/>		
245812614	06/27/2024	Murphy, Meg F	\$55.61	1245	Printed	Expense	<input type="checkbox"/>		
245812615	06/27/2024	Nichin, Sandra M	\$56.28	1245	Printed	Expense	<input type="checkbox"/>		
245812616	06/27/2024	Rcm Data Corp.	\$17.56	1245	Printed	Expense	<input type="checkbox"/>		
245812617	06/27/2024	Rickelman, Donna	\$248.55	1245	Printed	Expense	<input type="checkbox"/>		
245812618	06/27/2024	Searcy Medical Solutions, Inc	\$250.00	1245	Printed	Expense	<input type="checkbox"/>		
245812619	06/27/2024	Teague, Keri L	\$399.00	1245	Printed	Expense	<input type="checkbox"/>		

Total Amount: \$128,756.52

**End of Report**

---

# LAGRANGE AREA DEPT. OF SPECIAL EDUCATION VOUCHER

Voucher No: 1244

Voucher Date: 06/28/2024

Prepared By: 

Printed: 06/27/2024 09:25:20 AM

---

LAGRANGE AREA DEPT. OF SPECIAL EDUCATION is hereby authorized to draw warrants against LAGRANGE AREA DEPT. OF SPECIAL EDUCATION funds for the sum of \$281.64 on account of obligations incurred for value received in services and for materials as shown below for period July 1, 2023 to June 30, 2024 (period cannot overlap fiscal year end.)

I certify that this claim is just and correct, and the services and/or materials herein represented have been received during the period listed above. All items are properly coded and not in excess of the budget.

---

 6/27/2024  
Nicholas Peranich Director of Business Services

LAGRANGE AREA DEPT. OF SPECIAL  
EDUCATION

---

Fund		Amount
10	EDUCATION	\$281.64
		<b>\$281.64</b>

---

LaGrange Area Dept. of Special Education

Non-Check Batch Listing

Fiscal Year: 2023-2024

Criteria:

Bank Account: OPERATING 2045 184641

From Date: 06/28/2024

To Date:

From Voucher:

To Voucher:

Account: 184641

06/28/2024    InterpreNet, LTD    \$281.64    1244    Posted to G/L AP   

Total for Fund:    1    Total Amount:    \$281.64

Total Amount:    \$281.64

End of Report

# LaGrange Area Dept. of Special Education

## Monthly Revenues

From Date: 6/1/2024

To Date: 6/30/2024

Fiscal Year: 2023-2024

- Subtotal by Collapse Mask   
  Include pre encumbrance   
  Print accounts with zero balance   
  Filter Encumbrance Detail by Date Range  
 Exclude Inactive Accounts with zero balance

Account Number	Description	GL Budget	Range To Date	YTD	Balance	Encumbrance	Budget Balance	% Bud
10.4.0000.0000.000.1000	UNDESIGNATED	\$0.00	\$0.00	(\$200.00)	\$200.00	\$0.00	\$200.00	0.00%
10.4.0000.0000.000.2002	UNDESIGNATED	\$0.00	\$0.00	(\$8,237.50)	\$8,237.50	\$0.00	\$8,237.50	0.00%
10.4.0000.0000.000.4000	UNDESIGNATED	\$0.00	\$0.00	(\$6,669.56)	\$6,669.56	\$0.00	\$6,669.56	0.00%
10.4.4950.0000.000.6110	DHS STEP	\$0.00	(\$8,600.00)	(\$349,096.71)	\$349,096.71	\$0.00	\$349,096.71	0.00%
10.4.4998.0000.000.4993	FEDERAL OTHER	\$0.00	\$0.00	(\$292,385.00)	\$292,385.00	\$0.00	\$292,385.00	0.00%
10.4.1200.1000.000.4000	INSTRUCTION	\$0.00	\$0.00	(\$90.67)	\$90.67	\$0.00	\$90.67	0.00%
10.4.1342.0000.100.1000	SCHOOL TUITION	(\$1,786,216.00)	(\$331,632.17)	(\$3,799,297.42)	\$2,013,081.42	\$0.00	\$2,013,081.42	-112.70%
10.4.1342.0000.100.1020	SCHOOL TUITION	\$0.00	\$0.00	(\$18,105.81)	\$18,105.81	\$0.00	\$18,105.81	0.00%
10.4.1510.0000.100.1000	INTEREST	(\$100,000.00)	(\$76,155.61)	(\$221,898.13)	\$121,898.13	\$0.00	\$121,898.13	-121.90%
10.4.3110.0000.100.2000	PERSONNEL REIMBURSEMENT	(\$1,650,105.00)	(\$150,012.50)	(\$1,650,112.50)	\$7.50	\$0.00	\$7.50	0.00%
10.4.3510.0000.100.2000	TRANSPORTATION REIMBURSEMENT	(\$52,000.00)	(\$6,272.49)	(\$32,037.67)	(\$19,962.33)	\$0.00	(\$19,962.33)	38.39%
10.4.4900.0000.100.4000	MEDICAID OUTREACH	(\$325,000.00)	(\$1,196,445.89)	(\$1,573,085.06)	\$1,248,085.06	\$0.00	\$1,248,085.06	-384.03%
10.4.1322.0000.300.1000	SUMMER TUITION	\$0.00	\$0.00	(\$435,373.78)	\$435,373.78	\$0.00	\$435,373.78	0.00%
10.4.1342.0000.300.1000	SCHOOL TUITION	(\$10,810,282.00)	(\$431,727.92)	(\$8,654,807.36)	(\$2,155,474.64)	\$0.00	(\$2,155,474.64)	19.94%
10.4.1342.0000.300.1020	SCHOOL TUITION	\$0.00	\$0.00	(\$277,449.40)	\$277,449.40	\$0.00	\$277,449.40	0.00%
10.4.1342.0000.300.1120	SCHOOL TUITION	\$0.00	\$0.00	\$2,579.86	(\$2,579.86)	\$0.00	(\$2,579.86)	0.00%
10.4.1999.0000.300.1000	MISC REVENUES	\$0.00	\$0.00	(\$1,000.00)	\$1,000.00	\$0.00	\$1,000.00	0.00%
10.4.1322.1100.318.1000	SALARIES, NON CERTIFIED STAFF	\$0.00	\$0.00	(\$5,610.00)	\$5,610.00	\$0.00	\$5,610.00	0.00%
10.4.1342.0000.430.1000	SCHOOL TUITION	\$0.00	(\$368,388.47)	(\$466,321.67)	\$466,321.67	\$0.00	\$466,321.67	0.00%
10.4.1342.0000.430.1020	SCHOOL TUITION	\$0.00	\$0.00	\$24,576.55	(\$24,576.55)	\$0.00	(\$24,576.55)	0.00%
10.4.1342.0000.436.1000	SCHOOL TUITION	(\$6,293,208.00)	\$0.00	(\$5,388,090.46)	(\$905,117.54)	\$0.00	(\$905,117.54)	14.38%
10.4.1342.0000.436.1020	SCHOOL TUITION	\$0.00	\$0.00	(\$531,763.23)	\$531,763.23	\$0.00	\$531,763.23	0.00%
10.4.1342.0000.440.1000	ECE Classroom	(\$287,040.00)	(\$89,772.42)	(\$224,850.13)	(\$62,189.87)	\$0.00	(\$62,189.87)	21.67%
10.4.1342.0000.440.1020	SCHOOL TUITION	\$0.00	\$0.00	\$10,450.05	(\$10,450.05)	\$0.00	(\$10,450.05)	0.00%
10.4.1342.0000.445.1000	SCHOOL TUITION	(\$216,554.00)	(\$31,442.03)	(\$166,788.73)	(\$49,765.27)	\$0.00	(\$49,765.27)	22.98%
10.4.1342.0000.445.1020	SCHOOL TUITION	\$0.00	\$0.00	(\$45,492.77)	\$45,492.77	\$0.00	\$45,492.77	0.00%
10.4.1342.0000.453.1000	SCHOOL TUITION	(\$2,791,549.00)	(\$447,323.04)	(\$2,666,621.09)	(\$124,927.91)	\$0.00	(\$124,927.91)	4.48%
10.4.1342.0000.453.1020	SCHOOL TUITION	\$0.00	\$0.00	(\$173,411.53)	\$173,411.53	\$0.00	\$173,411.53	0.00%
10.4.1342.0000.454.1000	SCHOOL TUITION	(\$528,298.00)	(\$165,156.39)	(\$165,156.39)	(\$363,141.61)	\$0.00	(\$363,141.61)	68.74%
10.4.1342.0000.454.1020	SCHOOL TUITION	\$0.00	\$0.00	(\$195,522.18)	\$195,522.18	\$0.00	\$195,522.18	0.00%
10.4.1342.0000.454.1120	SCHOOL TUITION	\$0.00	\$0.00	\$4,168.53	(\$4,168.53)	\$0.00	(\$4,168.53)	0.00%
10.4.1322.1000.454.1111	SALARIES, CERTIFIED STAFF	\$0.00	\$0.00	(\$180.36)	\$180.36	\$0.00	\$180.36	0.00%
10.4.1342.0000.455.1000	ED HS	(\$710,106.00)	\$0.00	(\$645,551.60)	(\$64,554.40)	\$0.00	(\$64,554.40)	9.09%
10.4.1342.0000.455.1020	SCHOOL TUITION	\$0.00	\$0.00	(\$36,973.80)	\$36,973.80	\$0.00	\$36,973.80	0.00%
10.4.1342.0000.459.1000	SCHOOL TUITION	(\$90,857.00)	\$0.00	(\$28,320.24)	(\$62,536.76)	\$0.00	(\$62,536.76)	68.83%
10.4.1342.0000.459.1020	SCHOOL TUITION	\$0.00	\$0.00	(\$8,997.28)	\$8,997.28	\$0.00	\$8,997.28	0.00%
10.4.1322.0000.470.1000	SUMMER TUITION	(\$436,198.00)	\$0.00	(\$39,149.64)	(\$397,048.36)	\$0.00	(\$397,048.36)	91.02%
10.4.1342.0000.471.1000	SCHOOL TUITION	\$0.00	\$0.00	(\$233,451.20)	\$233,451.20	\$0.00	\$233,451.20	0.00%
10.4.1342.0000.471.1020	UNDESIGNATED	\$0.00	\$0.00	(\$13,131.63)	\$13,131.63	\$0.00	\$13,131.63	0.00%
10.4.1342.0000.533.1000	SCHOOL TUITION	(\$279,828.00)	\$0.00	\$0.00	(\$279,828.00)	\$0.00	(\$279,828.00)	100.00%
10.4.1342.0000.542.1000	SCHOOL TUITION	(\$2,358,581.00)	\$31,965.66	(\$2,193,326.22)	(\$165,254.78)	\$0.00	(\$165,254.78)	7.01%
10.4.1342.0000.542.1020	SCHOOL TUITION	\$0.00	\$0.00	(\$257,560.85)	\$257,560.85	\$0.00	\$257,560.85	0.00%
10.4.3510.0000.542.2000	TRANSPORTATION REIMBURSEMENT	(\$58,000.00)	(\$6,795.19)	(\$34,707.45)	(\$23,292.55)	\$0.00	(\$23,292.55)	40.16%
10.4.1342.0000.571.1000	SCHOOL TUITION	(\$30,000.00)	\$0.00	\$0.00	(\$30,000.00)	\$0.00	(\$30,000.00)	100.00%
10.4.3705.0000.704.2000	PRESCHOOL FOR ALL	(\$585,139.00)	(\$48,684.00)	(\$681,519.00)	\$96,380.00	\$0.00	\$96,380.00	-16.47%
10.4.2210.0000.901.1100	TRAINING	\$0.00	\$0.00	(\$5,175.00)	\$5,175.00	\$0.00	\$5,175.00	0.00%
10.4.4505.0000.903.4000	WIA	(\$313,082.00)	\$0.00	\$0.00	(\$313,082.00)	\$0.00	(\$313,082.00)	100.00%
10.4.4505.0000.903.6220	UNDESIGNATED	\$0.00	(\$183,203.62)	(\$241,114.16)	\$241,114.16	\$0.00	\$241,114.16	0.00%
10.4.4950.0000.903.4000	DHS STEP	(\$541,658.00)	\$0.00	\$0.00	(\$541,658.00)	\$0.00	(\$541,658.00)	100.00%
10.4.1400.3141.903.6100	VOC SPEC PRG	\$0.00	(\$18,763.17)	(\$243,921.17)	\$243,921.17	\$0.00	\$243,921.17	0.00%

128

## LaGrange Area Dept. of Special Education

### Monthly Revenues

From Date: 6/1/2024

To Date: 6/30/2024

Fiscal Year: 2023-2024

- Subtotal by Collapse Mask   
  Include pre encumbrance   
  Print accounts with zero balance   
  Filter Encumbrance Detail by Date Range  
 Exclude Inactive Accounts with zero balance

Account Number	Description	GL Budget	Range To Date	YTD	Balance	Encumbrance	Budget Balance	% Bud
10.4.1400.3141.903.6110	STUDENT STIPENDS	\$0.00	(\$60.00)	(\$317.63)	\$317.63	\$0.00	\$317.63	0.00%
20.4.1510.0000.000.0000	INTEREST	\$0.00	\$0.00	\$9.43	(\$9.43)	\$0.00	(\$9.43)	0.00%
99.4.1510.0000.000.0000	INTEREST	\$0.00	(\$241.02)	(\$589.30)	\$589.30	\$0.00	\$589.30	0.00%
99.4.1342.0000.259.1000	UNDESIGNATED	\$0.00	\$0.00	(\$136.75)	\$136.75	\$0.00	\$136.75	0.00%
<b>Grand Total:</b>		(\$30,243,701.00)	(\$3,528,710.27)	(\$31,971,813.61)	\$1,728,112.61	\$0.00	\$1,728,112.61	-5.71%

End of Report

## LaGrange Area Dept. of Special Education

### Function Summary - Revenues

From Date: 6/1/2024

To Date: 6/30/2024

Fiscal Year: 2023-2024

- Subtotal by Collapse Mask   
  Include pre encumbrance   
  Print accounts with zero balance   
  Filter Encumbrance Detail by Date Range  
 Exclude Inactive Accounts with zero balance

Account Number	Description	GL Budget	Range To Date	YTD	Balance	Encumbrance	Budget Balance	% Bud
10.4.0000.0000.000.0000	UNDESIGNATED	\$0.00	\$0.00	(\$15,107.06)	\$15,107.06	\$0.00	\$15,107.06	0.00%
10.4.1200.0000.000.0000	UNDESIGNATED	\$0.00	\$0.00	(\$90.67)	\$90.67	\$0.00	\$90.67	0.00%
10.4.1300.0000.000.0000	UNDESIGNATED	(\$26,618,717.00)	(\$1,833,476.78)	(\$26,629,529.78)	\$10,812.78	\$0.00	\$10,812.78	-0.04%
10.4.1400.0000.000.0000	UNDESIGNATED	\$0.00	(\$18,823.17)	(\$244,238.80)	\$244,238.80	\$0.00	\$244,238.80	0.00%
10.4.1500.0000.000.0000	UNDESIGNATED	(\$100,000.00)	(\$76,155.61)	(\$221,898.13)	\$121,898.13	\$0.00	\$121,898.13	-121.90%
10.4.1900.0000.000.0000	UNDESIGNATED	\$0.00	\$0.00	(\$1,000.00)	\$1,000.00	\$0.00	\$1,000.00	0.00%
10.4.2200.0000.000.0000	UNDESIGNATED	\$0.00	\$0.00	(\$5,175.00)	\$5,175.00	\$0.00	\$5,175.00	0.00%
10.4.3100.0000.000.0000	UNDESIGNATED	(\$1,650,105.00)	(\$150,012.50)	(\$1,650,112.50)	\$7.50	\$0.00	\$7.50	0.00%
10.4.3500.0000.000.0000	UNDESIGNATED	(\$110,000.00)	(\$13,067.68)	(\$66,745.12)	(\$43,254.88)	\$0.00	(\$43,254.88)	39.32%
10.4.3700.0000.000.0000	UNDESIGNATED	(\$585,139.00)	(\$48,684.00)	(\$681,519.00)	\$96,380.00	\$0.00	\$96,380.00	-16.47%
10.4.4500.0000.000.0000	UNDESIGNATED	(\$313,082.00)	(\$183,203.62)	(\$241,114.16)	(\$71,967.84)	\$0.00	(\$71,967.84)	22.99%
10.4.4900.0000.000.0000	UNDESIGNATED	(\$866,658.00)	(\$1,205,045.89)	(\$2,214,566.77)	\$1,347,908.77	\$0.00	\$1,347,908.77	-155.53%
	FUND: EDUCATION - 10	(\$30,243,701.00)	(\$3,528,469.25)	(\$31,971,096.99)	\$1,727,395.99	\$0.00	\$1,727,395.99	-5.71%
20.4.1500.0000.000.0000	UNDESIGNATED	\$0.00	\$0.00	\$9.43	(\$9.43)	\$0.00	(\$9.43)	0.00%
	FUND: OPERATIONS & MAINTENANCE - 20	\$0.00	\$0.00	\$9.43	(\$9.43)	\$0.00	(\$9.43)	0.00%
99.4.1300.0000.000.0000	UNDESIGNATED	\$0.00	\$0.00	(\$136.75)	\$136.75	\$0.00	\$136.75	0.00%
99.4.1500.0000.000.0000	UNDESIGNATED	\$0.00	(\$241.02)	(\$589.30)	\$589.30	\$0.00	\$589.30	0.00%
	FUND: ACTIVITY FUND - SHREDDER WORKS - 99	\$0.00	(\$241.02)	(\$726.05)	\$726.05	\$0.00	\$726.05	0.00%
<b>Grand Total:</b>		(\$30,243,701.00)	(\$3,528,710.27)	(\$31,971,813.61)	\$1,728,112.61	\$0.00	\$1,728,112.61	-5.71%

End of Report

# LaGrange Area Dept. of Special Education

## Expenditures by Object

From Date: 6/1/2024

To Date: 6/30/2024

Fiscal Year: 2023-2024

- Subtotal by Collapse Mask   
  Include pre encumbrance   
  Print accounts with zero balance   
  Filter Encumbrance Detail by Date Range  
 Exclude Inactive Accounts with zero balance

Account Number	Description	GL Budget	Range To Date	YTD	Balance	Encumbrance	Budget Balance	% Bud
10.0.0000.0000.000.0000	UNDESIGNATED	\$0.00	\$0.00	\$5,057.24	(\$5,057.24)	\$0.00	(\$5,057.24)	0.00%
10.0.0000.1000.000.0000	SALARIES, CERTIFIED STAFF	\$11,356,081.47	\$2,463,231.97	\$11,172,096.45	\$183,985.02	\$0.00	\$183,985.02	1.62%
10.0.0000.1100.000.0000	SALARIES, NON CERTIFIED STAFF	\$9,949,748.23	\$1,843,767.15	\$9,876,382.76	\$73,365.47	\$0.00	\$73,365.47	0.74%
10.0.0000.1170.000.0000	SALARY-STUDENT	\$20,671.05	\$0.00	\$11,788.19	\$8,882.86	\$0.00	\$8,882.86	42.97%
10.0.0000.2110.000.0000	TEACHER'S RETIREMENT (TRS)	\$223,891.91	\$41,236.72	\$193,571.31	\$30,320.60	\$0.00	\$30,320.60	13.54%
10.0.0000.2120.000.0000	MUNICIPAL RETIREMENT	\$337,463.31	\$40,047.54	\$218,957.98	\$118,505.33	\$0.00	\$118,505.33	35.12%
10.0.0000.2130.000.0000	FICA	\$604,527.24	\$111,601.52	\$577,440.75	\$27,086.49	\$0.00	\$27,086.49	4.48%
10.0.0000.2140.000.0000	MEDICARE	\$303,874.72	\$61,040.38	\$291,287.46	\$12,587.26	\$0.00	\$12,587.26	4.14%
10.0.0000.2210.000.0000	LIFE INSURANCE	\$66,393.00	\$2,694.58	\$39,690.11	\$26,702.89	\$0.00	\$26,702.89	40.22%
10.0.0000.2220.000.0000	MEDICAL INSURANCE	\$3,663,102.38	\$352,698.26	\$3,529,937.91	\$133,164.47	\$0.00	\$133,164.47	3.64%
10.0.0000.2230.000.0000	DENTAL INSURANCE	\$330,940.02	\$22,841.61	\$226,286.01	\$104,654.01	\$0.00	\$104,654.01	31.62%
10.0.0000.2240.000.0000	LONGTERM CARE	\$0.00	\$0.00	\$4,204.10	(\$4,204.10)	\$0.00	(\$4,204.10)	0.00%
10.0.0000.2300.000.0000	TUITION REIMBURSEMENT	\$20,000.00	\$0.00	\$0.00	\$20,000.00	\$0.00	\$20,000.00	100.00%
10.0.0000.3050.000.0000	APPS AND SOFTWARE	\$45,605.00	\$715.86	\$71,840.73	(\$26,235.73)	\$595.00	(\$26,830.73)	-58.83%
10.0.0000.3090.000.0000	Undesignated	\$13,500.00	\$0.00	\$16,113.60	(\$2,613.60)	\$0.00	(\$2,613.60)	-19.36%
10.0.0000.3100.000.0000	PROFESSIONAL TECHNICAL SERVICE	\$203,701.70	\$68,193.31	\$638,204.57	(\$434,502.87)	\$0.00	(\$434,502.87)	-213.30%
10.0.0000.3120.000.0000	INSERVICE TRAINING-CONSULTANTS	\$36,350.00	\$0.00	\$27,078.98	\$9,271.02	\$0.00	\$9,271.02	25.50%
10.0.0000.3140.000.0000	Undesignated	\$15,675.00	\$0.00	\$26,204.20	(\$10,529.20)	\$0.00	(\$10,529.20)	-67.17%
10.0.0000.3150.000.0000	LOW INCIDENT DIAGNOSTIC TESTIN	\$1,800.00	\$0.00	\$0.00	\$1,800.00	\$0.00	\$1,800.00	100.00%
10.0.0000.3160.000.0000	Undesignated	\$2,000.00	\$0.00	\$0.00	\$2,000.00	\$0.00	\$2,000.00	100.00%
10.0.0000.3170.000.0000	AUDIT FEE-FINANCIAL	\$135,000.00	\$0.00	\$118,692.15	\$16,307.85	\$0.00	\$16,307.85	12.08%
10.0.0000.3180.000.0000	LEGAL FEE-CONTRACTUAL	\$15,000.00	\$707.50	\$14,649.00	\$351.00	\$0.00	\$351.00	2.34%
10.0.0000.3190.000.0000	OTHER PROFESSIONAL/TECHNICAL (	\$1,500.00	\$9,099.67	\$99,349.61	(\$97,849.61)	\$0.00	(\$97,849.61)	-6523.31%
10.0.0000.3210.000.0000	PROPERTY SERVICES-DISPOSAL	\$25,500.00	\$620.55	\$6,832.26	\$18,667.74	\$0.00	\$18,667.74	73.21%
10.0.0000.3220.000.0000	CUSTODIAL/CLEANING SERVICES	\$2,500.00	\$0.00	\$0.00	\$2,500.00	\$0.00	\$2,500.00	100.00%
10.0.0000.3230.000.0000	REPAIRS AND MAINTENANCE SERVIC	\$53,050.00	\$3,187.21	\$63,744.37	(\$10,694.37)	\$0.00	(\$10,694.37)	-20.16%
10.0.0000.3250.000.0000	ROOM RENTALS	\$1,249,270.99	\$27,811.95	\$2,212,810.79	(\$963,539.80)	\$0.00	(\$963,539.80)	-77.13%
10.0.0000.3310.000.0000	PUPIL TRANSPORTATION	\$52,149.00	\$10,327.14	\$66,424.66	(\$14,275.66)	\$0.00	(\$14,275.66)	-27.37%
10.0.0000.3320.000.0000	Undesignated	\$92,400.00	\$2,811.29	\$54,895.82	\$37,504.18	\$2,800.00	\$34,704.18	37.56%
10.0.0000.3390.000.0000	Undesignated	\$90,036.98	\$7,049.50	\$75,325.80	\$14,711.18	\$0.00	\$14,711.18	16.34%
10.0.0000.3400.000.0000	COMMUNICATION-TELEPHONE	\$45,910.00	\$7,931.43	\$51,778.64	(\$5,868.64)	\$0.00	(\$5,868.64)	-12.78%
10.0.0000.3500.000.0000	MARKETING	\$9,862.50	\$1,602.26	\$15,811.34	(\$5,948.84)	\$0.00	(\$5,948.84)	-60.32%
10.0.0000.3600.000.0000	PRINTING AND BINDING	\$1,757.50	\$0.00	\$0.00	\$1,757.50	\$0.00	\$1,757.50	100.00%
10.0.0000.3700.000.0000	PROPERTY SERVICES-WATER SERVIC	\$3,000.00	\$279.84	\$2,097.83	\$902.17	\$0.00	\$902.17	30.07%
10.0.0000.3800.000.0000	UNEMPLOYMENT	\$950.00	\$0.00	\$1,350.00	(\$400.00)	\$0.00	(\$400.00)	-42.11%
10.0.0000.3820.000.0000	SCHOOL BOARD LIABILITY	\$216,900.00	(\$9,466.50)	\$172,839.50	\$44,060.50	\$0.00	\$44,060.50	20.31%
10.0.0000.3900.000.0000	SOFTWARE LICENSES	\$7,500.00	\$28.40	\$2,576.77	\$4,923.23	\$0.00	\$4,923.23	65.64%
10.0.0000.4100.000.0000	OFFICE SUPPLIES LESS \$499	\$167,500.00	\$14,334.70	\$122,073.91	\$45,426.09	\$170.91	\$45,255.18	27.02%
10.0.0000.4110.000.0000	Undesignated	\$70,300.00	\$1,092.68	\$62,146.50	\$8,153.50	\$0.00	\$8,153.50	11.60%
10.0.0000.4120.000.0000	CLASSROOM MATERIALS 1	\$16,700.00	\$253.20	\$12,366.35	\$4,333.65	\$76.39	\$4,257.26	25.49%
10.0.0000.4130.000.0000	CLASSROOM MATERIALS 9	\$7,000.00	\$0.00	\$0.00	\$7,000.00	\$0.00	\$7,000.00	100.00%
10.0.0000.4190.000.0000	Undesignated	\$4,100.00	\$0.00	\$0.00	\$4,100.00	\$0.00	\$4,100.00	100.00%
10.0.0000.4300.000.0000	LIBRARY BOOKS	\$3,750.00	\$14.95	\$1,745.51	\$2,004.49	\$118.35	\$1,886.14	50.30%
10.0.0000.4600.000.0000	ELECTRICITY	\$0.00	\$4,770.14	\$37,115.23	(\$37,115.23)	\$0.00	(\$37,115.23)	0.00%
10.0.0000.4700.000.0000	SYSTEMS SOFTWARE	\$2,500.00	\$0.00	\$1,514.22	\$985.78	\$0.00	\$985.78	39.43%
10.0.0000.5400.000.0000	EQUIPMENT OVER \$5,000	\$30,000.00	\$0.00	\$14,127.00	\$15,873.00	\$0.00	\$15,873.00	52.91%
10.0.0000.6400.000.0000	DUES AND FEES	\$25,734.00	\$299.00	\$35,597.28	(\$9,863.28)	\$0.00	(\$9,863.28)	-38.33%
10.0.0000.6600.000.0000	FLOW THOUGH	\$566,000.00	\$222,783.93	\$812,895.21	(\$246,895.21)	\$0.00	(\$246,895.21)	-43.62%
10.0.0000.7000.000.0000	EQUIPMENT \$500 TO \$4999	\$152,505.00	\$3,771.79	\$155,811.78	(\$3,306.78)	\$0.00	(\$3,306.78)	-2.17%
	FUND: EDUCATION - 10	\$30,243,701.00	\$5,317,379.53	\$31,140,713.88	(\$897,012.88)	\$3,760.65	(\$900,773.53)	-2.98%

## LaGrange Area Dept. of Special Education

### Expenditures by Object

From Date: 6/1/2024

To Date: 6/30/2024

Fiscal Year: 2023-2024

- Subtotal by Collapse Mask   
  Include pre encumbrance   
  Print accounts with zero balance   
  Filter Encumbrance Detail by Date Range  
 Exclude Inactive Accounts with zero balance

Account Number	Description	GL Budget	Range To Date	YTD	Balance	Encumbrance	Budget Balance	% Bud
20.0.0000.3100.000.0000	PROFESSIONAL TECHNICAL SERVICE	\$0.00	\$0.00	\$93,320.50	(\$93,320.50)	\$0.00	(\$93,320.50)	0.00%
20.0.0000.3190.000.0000	OTHER PROFESSIONAL/TECHNICAL (	\$0.00	\$0.00	\$9,701.83	(\$9,701.83)	\$0.00	(\$9,701.83)	0.00%
20.0.0000.3230.000.0000	REPAIRS AND MAINTENANCE SERVIC	\$0.00	\$0.00	\$1,746.56	(\$1,746.56)	\$0.00	(\$1,746.56)	0.00%
	FUND: OPERATIONS & MAINTENANCE - 20	\$0.00	\$0.00	\$104,768.89	(\$104,768.89)	\$0.00	(\$104,768.89)	0.00%
99.0.0000.4100.000.0000	OFFICE SUPPLIES LESS \$499	\$0.00	\$0.00	\$45.36	(\$45.36)	\$0.00	(\$45.36)	0.00%
	FUND: ACTIVITY FUND - SHREDDER WORKS - 99	\$0.00	\$0.00	\$45.36	(\$45.36)	\$0.00	(\$45.36)	0.00%
<b>Grand Total:</b>		\$30,243,701.00	\$5,317,379.53	\$31,245,528.13	(\$1,001,827.13)	\$3,760.65	(\$1,005,587.78)	-3.32%

End of Report

## LaGrange Area Dept. of Special Education

### Function Summary - Expenses

From Date: 6/1/2024

To Date: 6/30/2024

Fiscal Year: 2023-2024

- Subtotal by Collapse Mask   
  Include pre encumbrance   
  Print accounts with zero balance   
  Filter Encumbrance Detail by Date Range  
 Exclude Inactive Accounts with zero balance

Account Number	Description	GL Budget	Range To Date	YTD	Balance	Encumbrance	Budget Balance	% Bud
10.5.0400.0000.000.0000	UNDESIGNATED	\$0.00	\$0.00	\$2,648.37	(\$2,648.37)	\$0.00	(\$2,648.37)	0.00%
10.5.1000.0000.000.0000	UNDESIGNATED	\$0.00	\$38,897.75	\$164,454.28	(\$164,454.28)	\$0.00	(\$164,454.28)	0.00%
10.5.1200.0000.000.0000	UNDESIGNATED	\$8,655,388.54	\$1,442,987.72	\$8,874,672.64	(\$219,284.10)	\$128.32	(\$219,412.42)	-2.53%
10.5.1300.0000.000.0000	UNDESIGNATED	\$0.00	\$202,110.49	\$539,216.01	(\$539,216.01)	\$0.00	(\$539,216.01)	0.00%
10.5.1400.0000.000.0000	UNDESIGNATED	\$895,595.21	\$109,513.75	\$957,534.98	(\$61,939.77)	\$0.00	(\$61,939.77)	-6.92%
10.5.2100.0000.000.0000	UNDESIGNATED	\$14,784,759.79	\$2,871,753.13	\$14,726,708.43	\$58,051.36	\$103.00	\$57,948.36	0.39%
10.5.2200.0000.000.0000	UNDESIGNATED	\$286,411.00	\$20,110.64	\$212,844.58	\$73,566.42	\$2,918.35	\$70,648.07	24.67%
10.5.2300.0000.000.0000	UNDESIGNATED	\$706,244.20	\$31,049.80	\$686,092.13	\$20,152.07	\$0.00	\$20,152.07	2.85%
10.5.2400.0000.000.0000	UNDESIGNATED	\$2,062,445.46	\$163,302.02	\$1,394,610.19	\$667,835.27	\$15.98	\$667,819.29	32.38%
10.5.2500.0000.000.0000	UNDESIGNATED	\$1,210,669.41	\$86,551.00	\$1,649,459.17	(\$438,789.76)	\$0.00	(\$438,789.76)	-36.24%
10.5.2600.0000.000.0000	UNDESIGNATED	\$1,070,507.39	\$126,058.79	\$1,089,561.45	(\$19,054.06)	\$595.00	(\$19,649.06)	-1.84%
10.5.3700.0000.000.0000	UNDESIGNATED	\$571,680.00	\$140,067.64	\$572,928.04	(\$1,248.04)	\$0.00	(\$1,248.04)	-0.22%
10.5.4500.0000.000.0000	UNDESIGNATED	\$0.00	\$0.00	\$446.63	(\$446.63)	\$0.00	(\$446.63)	0.00%
10.5.4900.0000.000.0000	UNDESIGNATED	\$0.00	\$84,976.80	\$269,536.98	(\$269,536.98)	\$0.00	(\$269,536.98)	0.00%
	FUND: EDUCATION - 10	\$30,243,701.00	\$5,317,379.53	\$31,140,713.88	(\$897,012.88)	\$3,760.65	(\$900,773.53)	-2.98%
20.5.2300.0000.000.0000	UNDESIGNATED	\$0.00	\$0.00	\$9,701.83	(\$9,701.83)	\$0.00	(\$9,701.83)	0.00%
20.5.2500.0000.000.0000	UNDESIGNATED	\$0.00	\$0.00	\$95,067.06	(\$95,067.06)	\$0.00	(\$95,067.06)	0.00%
	FUND: OPERATIONS & MAINTENANCE - 20	\$0.00	\$0.00	\$104,768.89	(\$104,768.89)	\$0.00	(\$104,768.89)	0.00%
99.5.1400.0000.000.0000	UNDESIGNATED	\$0.00	\$0.00	\$45.36	(\$45.36)	\$0.00	(\$45.36)	0.00%
	FUND: ACTIVITY FUND - SHREDDER WORKS - 99	\$0.00	\$0.00	\$45.36	(\$45.36)	\$0.00	(\$45.36)	0.00%
	<b>Grand Total:</b>	\$30,243,701.00	\$5,317,379.53	\$31,245,528.13	(\$1,001,827.13)	\$3,760.65	(\$1,005,587.78)	-3.32%

End of Report

# LaGrange Area Dept. of Special Education

## Monthly Expenditures

From Date: 6/1/2024

To Date: 6/30/2024

Fiscal Year: 2023-2024

- Subtotal by Collapse Mask   
  Include pre encumbrance   
  Print accounts with zero balance   
  Filter Encumbrance Detail by Date Range  
 Exclude Inactive Accounts with zero balance

Account Number	Description	GL Budget	Range To Date	YTD	Balance	Encumbrance	Budget Balance	% Bud
10.5.0481.0000.000.9903	UNDESIGNATED	\$0.00	\$0.00	\$2,648.37	(\$2,648.37)	\$0.00	(\$2,648.37)	0.00%
10.5.4900.6600.000.1100	FLOW THOUGH	\$0.00	\$83,944.99	\$250,773.89	(\$250,773.89)	\$0.00	(\$250,773.89)	0.00%
10.5.2210.1005.100.4993	STIPENDS-CERTIFIED	\$0.00	\$0.00	\$2,400.00	(\$2,400.00)	\$0.00	(\$2,400.00)	0.00%
10.5.2210.2140.100.4993	MEDICARE	\$0.00	\$0.00	\$34.44	(\$34.44)	\$0.00	(\$34.44)	0.00%
10.5.2630.7000.259.6110	EQUIPMENT \$500 TO \$4999	\$0.00	\$0.00	\$2,254.95	(\$2,254.95)	\$0.00	(\$2,254.95)	0.00%
10.5.2540.4100.300.1100	OFFICE SUPPLIES LESS \$499	\$0.00	\$0.00	\$90.72	(\$90.72)	\$0.00	(\$90.72)	0.00%
10.5.1200.4118.301.1100	CURRICULUM	\$4,000.00	\$0.00	\$0.00	\$4,000.00	\$0.00	\$4,000.00	100.00%
10.5.2630.7000.301.1100	EQUIPMENT \$500 TO \$4999	\$850.00	\$0.00	\$588.77	\$261.23	\$0.00	\$261.23	30.73%
10.5.2110.3100.302.1100	PROFESSIONAL TECHNICAL SERVICE	\$0.00	\$633.03	\$5,369.63	(\$5,369.63)	\$0.00	(\$5,369.63)	0.00%
10.5.2410.3100.302.1100	PROFESSIONAL TECHNICAL SERVICE	\$1,451.70	\$0.00	\$0.00	\$1,451.70	\$0.00	\$1,451.70	100.00%
10.5.2630.3196.302.1100	CONTRACTUAL RELATED SERVICES	\$0.00	\$0.00	\$1,150.00	(\$1,150.00)	\$0.00	(\$1,150.00)	0.00%
10.5.2630.3230.302.1100	REPAIRS AND MAINTENANCE SERVIC	\$1,000.00	\$0.00	\$114.51	\$885.49	\$0.00	\$885.49	88.55%
10.5.1200.3399.302.1100	TRAVEL LOCAL MILEAGE	\$56.98	\$0.00	\$0.00	\$56.98	\$0.00	\$56.98	100.00%
10.5.2570.3400.302.1100	COMMUNICATION-TELEPHONE	\$0.00	\$769.06	\$3,872.95	(\$3,872.95)	\$0.00	(\$3,872.95)	0.00%
10.5.2570.3401.302.1100	COMMUNICATION-POSTAGE	\$0.00	\$0.00	\$841.14	(\$841.14)	\$0.00	(\$841.14)	0.00%
10.5.1200.4100.302.1100	OFFICE SUPPLIES LESS \$499	\$500.00	\$0.00	\$486.57	\$13.43	\$0.00	\$13.43	2.69%
10.5.1200.4199.302.1100	PPE/Covid Supplies	\$500.00	\$0.00	\$0.00	\$500.00	\$0.00	\$500.00	100.00%
10.5.2630.7000.302.1100	EQUIPMENT \$500 TO \$4999	\$2,400.00	\$0.00	\$2,697.00	(\$297.00)	\$0.00	(\$297.00)	-12.38%
10.5.1322.1000.318.1110	SALARIES, CERTIFIED STAFF	\$0.00	\$3,520.00	\$18,040.00	(\$18,040.00)	\$0.00	(\$18,040.00)	0.00%
10.5.1322.1000.318.1111	SALARIES, CERTIFIED STAFF	\$0.00	\$4,290.00	\$21,620.00	(\$21,620.00)	\$0.00	(\$21,620.00)	0.00%
10.5.1322.1100.318.1110	SALARIES, NON CERTIFIED STAFF	\$0.00	\$1,210.00	\$4,180.00	(\$4,180.00)	\$0.00	(\$4,180.00)	0.00%
10.5.1322.1100.318.1111	SALARIES, NON CERTIFIED STAFF	\$0.00	\$3,190.00	\$12,760.00	(\$12,760.00)	\$0.00	(\$12,760.00)	0.00%
10.5.1322.2110.318.1110	TEACHER'S RETIREMENT (TRS)	\$0.00	\$43.99	\$171.86	(\$171.86)	\$0.00	(\$171.86)	0.00%
10.5.1322.2110.318.1111	TEACHER'S RETIREMENT (TRS)	\$0.00	\$53.63	\$220.76	(\$220.76)	\$0.00	(\$220.76)	0.00%
10.5.1322.2120.318.1110	MUNICIPAL RETIREMENT	\$0.00	\$27.22	\$95.98	(\$95.98)	\$0.00	(\$95.98)	0.00%
10.5.1322.2120.318.1111	MUNICIPAL RETIREMENT	\$0.00	\$71.78	\$301.41	(\$301.41)	\$0.00	(\$301.41)	0.00%
10.5.1322.2130.318.1110	FICA	\$0.00	\$75.02	\$255.66	(\$255.66)	\$0.00	(\$255.66)	0.00%
10.5.1322.2130.318.1111	FICA	\$0.00	\$197.78	\$852.50	(\$852.50)	\$0.00	(\$852.50)	0.00%
10.5.1322.2140.318.1110	MEDICARE	\$0.00	\$68.58	\$321.40	(\$321.40)	\$0.00	(\$321.40)	0.00%
10.5.1322.2140.318.1111	MEDICARE	\$0.00	\$105.83	\$495.93	(\$495.93)	\$0.00	(\$495.93)	0.00%
10.5.1322.2210.318.1111	LIFE INSURANCE	\$0.00	\$2.03	\$2.03	(\$2.03)	\$0.00	(\$2.03)	0.00%
10.5.1322.2220.318.1111	MEDICAL INSURANCE	\$0.00	\$465.47	\$465.47	(\$465.47)	\$0.00	(\$465.47)	0.00%
10.5.1322.2230.318.1111	DENTAL INSURANCE	\$0.00	\$29.59	\$29.59	(\$29.59)	\$0.00	(\$29.59)	0.00%
10.5.1322.3399.318.1120	TRAVEL LOCAL MILEAGE	\$0.00	\$0.00	\$36.55	(\$36.55)	\$0.00	(\$36.55)	0.00%
10.5.2410.1000.320.1100	SALARIES, CERTIFIED STAFF	\$0.00	\$0.00	(\$3,000.00)	\$3,000.00	\$0.00	\$3,000.00	0.00%
10.5.2410.1000.320.4993	SALARIES, CERTIFIED STAFF	\$0.00	\$0.00	\$3,000.00	(\$3,000.00)	\$0.00	(\$3,000.00)	0.00%
10.5.2410.2110.320.4993	TEACHER'S RETIREMENT (TRS)	\$0.00	\$0.00	\$37.50	(\$37.50)	\$0.00	(\$37.50)	0.00%
10.5.2130.2140.320.1100	MEDICARE	\$0.00	\$0.74	\$5.03	(\$5.03)	\$0.00	(\$5.03)	0.00%
10.5.2410.2140.320.4993	MEDICARE	\$0.00	\$0.00	\$43.50	(\$43.50)	\$0.00	(\$43.50)	0.00%
10.5.2130.3100.320.1100	PROFESSIONAL TECHNICAL SERVICE	\$500.00	\$0.00	\$0.00	\$500.00	\$0.00	\$500.00	100.00%
10.5.2130.3107.320.1100	CONTRACTUAL SERVICES	\$0.00	\$21,377.24	\$259,677.81	(\$259,677.81)	\$0.00	(\$259,677.81)	0.00%
10.5.2130.3400.320.1100	COMMUNICATION-TELEPHONE	\$0.00	\$54.00	\$360.00	(\$360.00)	\$0.00	(\$360.00)	0.00%
10.5.2130.4100.320.1100	OFFICE SUPPLIES LESS \$499	\$5,000.00	\$185.00	\$906.16	\$4,093.84	\$0.00	\$4,093.84	81.88%
10.5.2630.7000.320.1100	EQUIPMENT \$500 TO \$4999	\$3,000.00	\$0.00	\$719.20	\$2,280.80	\$0.00	\$2,280.80	76.03%
10.5.2630.3050.321.1100	APPS AND SOFTWARE	\$400.00	\$0.00	\$366.18	\$33.82	\$0.00	\$33.82	8.46%
10.5.2131.3100.321.1100	PROFESSIONAL TECHNICAL SERVICE	\$5,000.00	\$0.00	\$0.00	\$5,000.00	\$0.00	\$5,000.00	100.00%
10.5.2131.3107.321.1100	CONTRACTUAL SERVICES	\$15,000.00	\$0.00	\$0.00	\$15,000.00	\$0.00	\$15,000.00	100.00%
10.5.2630.3230.321.1100	REPAIRS AND MAINTENANCE SERVIC	\$2,000.00	\$799.98	\$1,482.99	\$517.01	\$0.00	\$517.01	25.85%
10.5.2570.3250.321.1100	ROOM RENTALS	\$2,250.00	\$797.28	\$9,060.40	(\$6,810.40)	\$0.00	(\$6,810.40)	-302.68%
10.5.2131.3399.321.1100	TRAVEL LOCAL MILEAGE	\$3,000.00	\$0.00	\$0.00	\$3,000.00	\$0.00	\$3,000.00	100.00%

134

# LaGrange Area Dept. of Special Education

## Monthly Expenditures

From Date: 6/1/2024

To Date: 6/30/2024

Fiscal Year: 2023-2024

- Subtotal by Collapse Mask   
  Include pre encumbrance   
  Print accounts with zero balance   
  Filter Encumbrance Detail by Date Range  
 Exclude Inactive Accounts with zero balance

Account Number	Description	GL Budget	Range To Date	YTD	Balance	Encumbrance	Budget Balance	% Bud
10.5.2570.3400.321.1100	COMMUNICATION-TELEPHONE	\$0.00	\$192.27	\$968.22	(\$968.22)	\$0.00	(\$968.22)	0.00%
10.5.2570.3401.321.1100	COMMUNICATION-POSTAGE	\$0.00	\$0.00	\$210.27	(\$210.27)	\$0.00	(\$210.27)	0.00%
10.5.2131.4100.321.1100	OFFICE SUPPLIES LESS \$499	\$5,500.00	\$246.93	\$5,195.17	\$304.83	\$0.00	\$304.83	5.54%
10.5.2630.7000.321.1100	EQUIPMENT \$500 TO \$4999	\$9,750.00	\$0.00	\$9,125.50	\$624.50	\$0.00	\$624.50	6.41%
10.5.2132.3107.322.1100	CONTRACTUAL SERVICES	\$0.00	\$1,192.50	\$29,272.50	(\$29,272.50)	\$0.00	(\$29,272.50)	0.00%
10.5.2140.3100.323.1100	PROFESSIONAL TECHNICAL SERVICE	\$1,000.00	\$0.00	\$0.00	\$1,000.00	\$0.00	\$1,000.00	100.00%
10.5.2570.3400.323.1100	COMMUNICATION-TELEPHONE	\$0.00	\$192.27	\$968.22	(\$968.22)	\$0.00	(\$968.22)	0.00%
10.5.2570.3401.323.1100	COMMUNICATION-POSTAGE	\$0.00	\$0.00	\$210.27	(\$210.27)	\$0.00	(\$210.27)	0.00%
10.5.2140.4100.323.1100	OFFICE SUPPLIES LESS \$499	\$18,000.00	\$921.13	\$9,833.13	\$8,166.87	\$103.00	\$8,063.87	44.80%
10.5.2150.6400.323.1100	DUES AND FEES	\$0.00	\$0.00	\$685.00	(\$685.00)	\$0.00	(\$685.00)	0.00%
10.5.2140.7000.323.1100	EQUIPMENT \$500 TO \$4999	\$10,000.00	\$0.00	\$1,814.40	\$8,185.60	\$0.00	\$8,185.60	81.86%
10.5.2630.7000.323.1100	EQUIPMENT \$500 TO \$4999	\$5,400.00	\$0.00	\$5,394.00	\$6.00	\$0.00	\$6.00	0.11%
10.5.2630.3050.324.1100	APPS AND SOFTWARE	\$150.00	\$0.00	\$0.00	\$150.00	\$0.00	\$150.00	100.00%
10.5.2132.3100.324.1100	PROFESSIONAL TECHNICAL SERVICE	\$10,250.00	\$0.00	\$0.00	\$10,250.00	\$0.00	\$10,250.00	100.00%
10.5.2630.3230.324.1100	REPAIRS AND MAINTENANCE SERVIC	\$2,000.00	\$0.00	\$0.00	\$2,000.00	\$0.00	\$2,000.00	100.00%
10.5.2540.3250.324.1100	ROOM RENTALS	\$0.00	\$0.00	\$192.92	(\$192.92)	\$0.00	(\$192.92)	0.00%
10.5.2570.3250.324.1100	ROOM RENTALS	\$2,500.00	\$398.64	\$4,626.70	(\$2,126.70)	\$0.00	(\$2,126.70)	-85.07%
10.5.2132.3399.324.1100	TRAVEL LOCAL MILEAGE	\$4,000.00	\$0.00	\$0.00	\$4,000.00	\$0.00	\$4,000.00	100.00%
10.5.2570.3400.324.1100	COMMUNICATION-TELEPHONE	\$0.00	\$192.27	\$968.22	(\$968.22)	\$0.00	(\$968.22)	0.00%
10.5.2570.3401.324.1100	COMMUNICATION-POSTAGE	\$0.00	\$0.00	\$210.27	(\$210.27)	\$0.00	(\$210.27)	0.00%
10.5.2132.4100.324.1100	OFFICE SUPPLIES LESS \$499	\$4,500.00	\$70.67	\$3,206.02	\$1,293.98	\$0.00	\$1,293.98	28.76%
10.5.2210.6400.324.1100	DUES AND FEES	\$1,000.00	\$0.00	\$565.00	\$435.00	\$0.00	\$435.00	43.50%
10.5.2132.7000.324.1100	EQUIPMENT \$500 TO \$4999	\$4,880.00	\$0.00	\$0.00	\$4,880.00	\$0.00	\$4,880.00	100.00%
10.5.2630.7000.324.1100	EQUIPMENT \$500 TO \$4999	\$0.00	\$0.00	\$6,690.00	(\$6,690.00)	\$0.00	(\$6,690.00)	0.00%
10.5.2630.3050.326.1100	APPS AND SOFTWARE	\$1,000.00	\$0.00	\$958.20	\$41.80	\$0.00	\$41.80	4.18%
10.5.2150.3107.326.1100	CONTRACTUAL SERVICES	\$10,000.00	\$0.00	\$0.00	\$10,000.00	\$0.00	\$10,000.00	100.00%
10.5.2630.3230.326.1100	REPAIRS AND MAINTENANCE SERVIC	\$1,000.00	\$0.00	\$65.99	\$934.01	\$0.00	\$934.01	93.40%
10.5.2150.3399.326.1100	TRAVEL LOCAL MILEAGE	\$1,000.00	\$0.00	\$0.00	\$1,000.00	\$0.00	\$1,000.00	100.00%
10.5.2570.3400.326.1100	COMMUNICATION-TELEPHONE	\$0.00	\$192.27	\$968.22	(\$968.22)	\$0.00	(\$968.22)	0.00%
10.5.2570.3401.326.1100	COMMUNICATION-POSTAGE	\$0.00	\$0.00	\$210.30	(\$210.30)	\$0.00	(\$210.30)	0.00%
10.5.2150.4100.326.1100	OFFICE SUPPLIES LESS \$499	\$2,500.00	\$0.00	\$1,080.61	\$1,419.39	\$0.00	\$1,419.39	56.78%
10.5.2150.4118.326.1100	CURRICULUM	\$3,500.00	\$0.00	\$2,745.23	\$754.77	\$0.00	\$754.77	21.56%
10.5.2630.7000.326.1100	EQUIPMENT \$500 TO \$4999	\$11,440.00	\$0.00	\$11,750.99	(\$310.99)	\$0.00	(\$310.99)	-2.72%
10.5.1200.1105.333.1100	STIPENDS- NON CERTIFIED	\$7,000.00	\$0.00	\$0.00	\$7,000.00	\$0.00	\$7,000.00	100.00%
10.5.1020.1000.360.1100	SALARIES, CERTIFIED STAFF	\$0.00	\$1,040.00	\$3,840.00	(\$3,840.00)	\$0.00	(\$3,840.00)	0.00%
10.5.1020.2140.360.1100	MEDICARE	\$0.00	\$15.08	\$55.68	(\$55.68)	\$0.00	(\$55.68)	0.00%
10.5.1020.3399.360.1100	TRAVEL LOCAL MILEAGE	\$0.00	\$36.32	\$134.03	(\$134.03)	\$0.00	(\$134.03)	0.00%
10.5.2630.3050.430.1100	APPS AND SOFTWARE	\$0.00	\$0.00	\$1,791.00	(\$1,791.00)	\$0.00	(\$1,791.00)	0.00%
10.5.1200.3100.430.4993	PROFESSIONAL TECHNICAL SERVICE	\$0.00	\$12,810.00	\$29,656.67	(\$29,656.67)	\$0.00	(\$29,656.67)	0.00%
10.5.2550.3100.430.1100	PROFESSIONAL TECHNICAL SERVICE	\$0.00	\$0.00	\$1,240.00	(\$1,240.00)	\$0.00	(\$1,240.00)	0.00%
10.5.2630.3150.430.1100	LOW INCIDENT DIAGNOSTIC TESTIN	\$1,800.00	\$0.00	\$0.00	\$1,800.00	\$0.00	\$1,800.00	100.00%
10.5.1200.3196.430.1100	CONTRACTUAL RELATED SERVICES	\$0.00	\$0.00	\$2,353.00	(\$2,353.00)	\$0.00	(\$2,353.00)	0.00%
10.5.2630.3230.430.1100	REPAIRS AND MAINTENANCE SERVIC	\$1,350.00	\$0.00	\$1,212.96	\$137.04	\$0.00	\$137.04	10.15%
10.5.2570.3250.430.1020	ROOM RENTALS	\$0.00	\$0.00	\$150,785.00	(\$150,785.00)	\$0.00	(\$150,785.00)	0.00%
10.5.2570.3250.430.1100	ROOM RENTALS	\$200,000.00	\$0.00	\$187,880.00	\$12,120.00	\$0.00	\$12,120.00	6.06%
10.5.2550.3310.430.1100	PUPIL TRANSPORTATION	\$9,050.00	\$2,054.00	\$2,362.00	\$6,688.00	\$0.00	\$6,688.00	73.90%
10.5.2550.3310.430.1120	PUPIL TRANSPORTATION	\$0.00	\$0.00	\$1,662.90	(\$1,662.90)	\$0.00	(\$1,662.90)	0.00%
10.5.1200.3399.430.1100	TRAVEL LOCAL MILEAGE	\$250.00	\$0.00	\$3.22	\$246.78	\$0.00	\$246.78	98.71%
10.5.1200.4100.430.1100	OFFICE SUPPLIES LESS \$499	\$11,800.00	\$0.00	\$4,021.32	\$7,778.68	\$0.00	\$7,778.68	65.92%
10.5.1200.4100.430.1120	OFFICE SUPPLIES LESS \$499	\$0.00	\$0.00	\$71.96	(\$71.96)	\$0.00	(\$71.96)	0.00%

135

# LaGrange Area Dept. of Special Education

## Monthly Expenditures

From Date: 6/1/2024

To Date: 6/30/2024

Fiscal Year: 2023-2024

- Subtotal by Collapse Mask   
  Include pre encumbrance   
  Print accounts with zero balance   
  Filter Encumbrance Detail by Date Range  
 Exclude Inactive Accounts with zero balance

Account Number	Description	GL Budget	Range To Date	YTD	Balance	Encumbrance	Budget Balance	% Bud
10.5.1200.4100.430.4993	OFFICE SUPPLIES LESS \$499	\$0.00	\$0.00	\$2,079.72	(\$2,079.72)	\$0.00	(\$2,079.72)	0.00%
10.5.2130.4103.430.1100	MEDICAL SUPPLIES	\$100.00	\$0.00	\$0.00	\$100.00	\$0.00	\$100.00	100.00%
10.5.1200.4104.430.1100	INK	\$5,000.00	\$0.00	\$1,471.86	\$3,528.14	\$0.00	\$3,528.14	70.56%
10.5.1200.4118.430.1100	CURRICULUM	\$35,000.00	\$0.00	\$29,519.60	\$5,480.40	\$0.00	\$5,480.40	15.66%
10.5.1200.4120.430.1100	CLASSROOM MATERIALS 1	\$800.00	\$0.00	\$791.25	\$8.75	\$0.00	\$8.75	1.09%
10.5.1200.4121.430.1100	CLASSROOM MATERIALS 2	\$800.00	\$0.00	\$759.43	\$40.57	\$9.99	\$30.58	3.82%
10.5.1200.4122.430.1100	CLASSROOM MATERIALS 3	\$800.00	\$0.00	\$260.41	\$539.59	\$0.00	\$539.59	67.45%
10.5.1200.4122.430.1120	CLASSROOM MATERIALS 3	\$0.00	\$0.00	\$27.89	(\$27.89)	\$0.00	(\$27.89)	0.00%
10.5.1200.4122.430.4993	CLASSROOM MATERIALS 3	\$0.00	\$0.00	\$93.64	(\$93.64)	\$0.00	(\$93.64)	0.00%
10.5.1200.4123.430.1100	CLASSROOM MATERIALS 4	\$800.00	\$0.00	\$787.34	\$12.66	\$0.00	\$12.66	1.58%
10.5.1200.4124.430.1100	CLASSROOM MATERIALS 5	\$800.00	\$0.00	\$953.87	(\$153.87)	\$0.00	(\$153.87)	-19.23%
10.5.1200.4125.430.1100	CLASSROOM MATERIALS 6	\$1,000.00	\$0.00	\$331.08	\$668.92	\$0.00	\$668.92	66.89%
10.5.1200.4126.430.1100	CLASSROOM MATERIALS 7	\$800.00	\$0.00	\$324.45	\$475.55	\$6.98	\$468.57	58.57%
10.5.1200.4127.430.1100	CLASSROOM MATERIALS 8	\$800.00	\$0.00	\$361.57	\$438.43	\$0.00	\$438.43	54.80%
10.5.1200.4128.430.1100	CLASSROOM MATERIALS 9	\$800.00	\$0.00	\$763.41	\$36.59	\$0.00	\$36.59	4.57%
10.5.1200.4129.430.1100	CLASSROOM MATERIALS 10	\$800.00	\$0.00	\$393.47	\$406.53	\$0.00	\$406.53	50.82%
10.5.1200.4130.430.1100	CLASSROOM MATERIALS 9	\$7,000.00	\$0.00	\$0.00	\$7,000.00	\$0.00	\$7,000.00	100.00%
10.5.1200.4199.430.1100	PPE/Covid Supplies	\$2,000.00	\$0.00	\$0.00	\$2,000.00	\$0.00	\$2,000.00	100.00%
10.5.2630.7000.430.1100	EQUIPMENT \$500 TO \$4999	\$18,380.00	\$2,847.83	\$14,516.58	\$3,863.42	\$0.00	\$3,863.42	21.02%
10.5.2215.3099.436.1100	INFINITEC FLOW-FEE	\$1,350.00	\$0.00	\$0.00	\$1,350.00	\$0.00	\$1,350.00	100.00%
10.5.1200.3107.436.1100	CONTRACTUAL SERVICES	\$0.00	\$150.00	\$287.71	(\$287.71)	\$0.00	(\$287.71)	0.00%
10.5.1200.3196.436.1100	CONTRACTUAL RELATED SERVICES	\$0.00	\$214.15	\$6,974.15	(\$6,974.15)	\$0.00	(\$6,974.15)	0.00%
10.5.1200.3230.436.1100	REPAIRS AND MAINTENANCE SERVIC	\$2,500.00	\$0.00	\$0.00	\$2,500.00	\$0.00	\$2,500.00	100.00%
10.5.2630.3230.436.1100	REPAIRS AND MAINTENANCE SERVIC	\$0.00	\$299.00	\$1,522.73	(\$1,522.73)	\$0.00	(\$1,522.73)	0.00%
10.5.2570.3250.436.1020	ROOM RENTALS	\$0.00	\$362.40	\$137,916.60	(\$137,916.60)	\$0.00	(\$137,916.60)	0.00%
10.5.2570.3250.436.1100	ROOM RENTALS	\$150,000.00	\$0.00	\$130,080.40	\$19,919.60	\$0.00	\$19,919.60	13.28%
10.5.2570.3251.436.1100	COPIER RENTAL	\$0.00	\$104.31	\$1,140.60	(\$1,140.60)	\$0.00	(\$1,140.60)	0.00%
10.5.2550.3310.436.1100	PUPIL TRANSPORTATION	\$6,600.00	\$3,003.00	\$4,312.00	\$2,288.00	\$0.00	\$2,288.00	34.67%
10.5.2550.3310.436.1120	PUPIL TRANSPORTATION	\$0.00	\$0.00	\$1,988.25	(\$1,988.25)	\$0.00	(\$1,988.25)	0.00%
10.5.1200.3399.436.1100	TRAVEL LOCAL MILEAGE	\$2,250.00	\$0.00	\$35.37	\$2,214.63	\$0.00	\$2,214.63	98.43%
10.5.2570.3400.436.1100	COMMUNICATION-TELEPHONE	\$750.00	\$576.80	\$2,904.70	(\$2,154.70)	\$0.00	(\$2,154.70)	-287.29%
10.5.2570.3401.436.1100	COMMUNICATION-POSTAGE	\$0.00	\$0.00	\$245.32	(\$245.32)	\$0.00	(\$245.32)	0.00%
10.5.1200.4100.436.1100	OFFICE SUPPLIES LESS \$499	\$7,000.00	\$0.00	\$5,116.76	\$1,883.24	\$0.00	\$1,883.24	26.90%
10.5.1200.4100.436.4993	OFFICE SUPPLIES LESS \$499	\$0.00	\$0.00	\$484.60	(\$484.60)	\$0.00	(\$484.60)	0.00%
10.5.1200.4103.436.1100	MEDICAL SUPPLIES	\$2,500.00	\$0.00	\$1,257.09	\$1,242.91	\$0.00	\$1,242.91	49.72%
10.5.1200.4104.436.1100	INK	\$3,500.00	\$0.00	\$2,471.25	\$1,028.75	\$0.00	\$1,028.75	29.39%
10.5.1200.4118.436.1100	CURRICULUM	\$15,000.00	\$0.00	\$14,100.17	\$899.83	\$0.00	\$899.83	6.00%
10.5.1200.4120.436.1100	CLASSROOM MATERIALS 1	\$800.00	\$0.00	\$561.69	\$238.31	\$0.00	\$238.31	29.79%
10.5.1200.4121.436.1100	CLASSROOM MATERIALS 2	\$800.00	\$49.63	\$1,080.75	(\$280.75)	\$0.00	(\$280.75)	-35.09%
10.5.1200.4122.436.1100	CLASSROOM MATERIALS 3	\$800.00	\$0.00	\$602.91	\$197.09	\$0.00	\$197.09	24.64%
10.5.1200.4123.436.1100	CLASSROOM MATERIALS 4	\$800.00	\$0.00	\$0.00	\$800.00	\$0.00	\$800.00	100.00%
10.5.1200.4124.436.1100	CLASSROOM MATERIALS 5	\$800.00	\$0.00	\$617.28	\$182.72	\$0.00	\$182.72	22.84%
10.5.1200.4125.436.1100	CLASSROOM MATERIALS 6	\$800.00	\$0.00	\$472.55	\$327.45	\$49.95	\$277.50	34.69%
10.5.1200.4126.436.1100	CLASSROOM MATERIALS 7	\$800.00	\$0.00	\$559.46	\$240.54	\$9.47	\$231.07	28.88%
10.5.1200.4127.436.1100	CLASSROOM MATERIALS 8	\$800.00	\$0.00	\$846.13	(\$46.13)	\$0.00	(\$46.13)	-5.77%
10.5.1200.4128.436.1100	CLASSROOM MATERIALS 9	\$800.00	\$0.00	\$793.22	\$6.78	\$0.00	\$6.78	0.85%
10.5.1200.4129.436.1100	CLASSROOM MATERIALS 10	\$800.00	\$0.00	\$446.18	\$353.82	\$0.00	\$353.82	44.23%
10.5.2215.4700.436.1100	SYSTEMS SOFTWARE	\$250.00	\$0.00	\$0.00	\$250.00	\$0.00	\$250.00	100.00%
10.5.2210.6400.436.1100	DUES AND FEES	\$425.00	\$0.00	\$0.00	\$425.00	\$0.00	\$425.00	100.00%
10.5.1200.7000.436.1100	EQUIPMENT \$500 TO \$4999	\$8,400.00	136	\$0.00	\$2,270.14	\$6,129.86	\$6,129.86	72.97%

# LaGrange Area Dept. of Special Education

## Monthly Expenditures

From Date: 6/1/2024

To Date: 6/30/2024

Fiscal Year: 2023-2024

- Subtotal by Collapse Mask   
  Include pre encumbrance   
  Print accounts with zero balance   
  Filter Encumbrance Detail by Date Range  
 Exclude Inactive Accounts with zero balance

Account Number	Description	GL Budget	Range To Date	YTD	Balance	Encumbrance	Budget Balance	% Bud
10.5.2630.7000.436.1100	EQUIPMENT \$500 TO \$4999	\$9,300.00	\$0.00	\$4,183.97	\$5,116.03	\$0.00	\$5,116.03	55.01%
10.5.1200.3050.440.1100	APPS AND SOFTWARE	\$0.00	\$0.00	\$2,700.00	(\$2,700.00)	\$0.00	(\$2,700.00)	0.00%
10.5.3705.3050.440.1100	APPS AND SOFTWARE	\$0.00	\$0.00	\$1,721.25	(\$1,721.25)	\$0.00	(\$1,721.25)	0.00%
10.5.2630.3230.440.1100	REPAIRS AND MAINTENANCE SERVIC	\$200.00	\$0.00	\$0.00	\$200.00	\$0.00	\$200.00	100.00%
10.5.2570.3250.440.1020	ROOM RENTALS	\$0.00	\$0.00	\$20,530.00	(\$20,530.00)	\$0.00	(\$20,530.00)	0.00%
10.5.2570.3250.440.1100	ROOM RENTALS	\$17,500.00	\$0.00	\$19,100.00	(\$1,600.00)	\$0.00	(\$1,600.00)	-9.14%
10.5.2210.3325.440.1100	CONFERENCE REGISTRATION	\$0.00	\$0.00	\$225.00	(\$225.00)	\$0.00	(\$225.00)	0.00%
10.5.1200.3399.440.1100	TRAVEL LOCAL MILEAGE	\$200.00	\$0.00	\$0.00	\$200.00	\$0.00	\$200.00	100.00%
10.5.1200.4100.440.1100	OFFICE SUPPLIES LESS \$499	\$700.00	\$0.00	\$632.32	\$67.68	\$0.00	\$67.68	9.67%
10.5.1200.4104.440.1100	INK	\$500.00	\$0.00	\$73.40	\$426.60	\$0.00	\$426.60	85.32%
10.5.1200.4118.440.1100	CURRICULUM	\$1,000.00	\$0.00	\$43.49	\$956.51	\$0.00	\$956.51	95.65%
10.5.1200.4120.440.1100	CLASSROOM MATERIALS 1	\$500.00	\$0.00	\$264.90	\$235.10	\$0.00	\$235.10	47.02%
10.5.1200.4199.440.1100	PPE/Covid Supplies	\$600.00	\$0.00	\$0.00	\$600.00	\$0.00	\$600.00	100.00%
10.5.2630.7000.440.1100	EQUIPMENT \$500 TO \$4999	\$1,000.00	\$0.00	\$999.00	\$1.00	\$0.00	\$1.00	0.10%
10.5.2630.3230.445.1100	REPAIRS AND MAINTENANCE SERVIC	\$200.00	\$0.00	\$0.00	\$200.00	\$0.00	\$200.00	100.00%
10.5.2570.3250.445.1100	ROOM RENTALS	\$22,568.53	\$0.00	\$15,000.00	\$7,568.53	\$0.00	\$7,568.53	33.54%
10.5.2150.3399.445.1100	TRAVEL LOCAL MILEAGE	\$300.00	\$0.00	\$0.00	\$300.00	\$0.00	\$300.00	100.00%
10.5.1200.4100.445.1100	OFFICE SUPPLIES LESS \$499	\$2,300.00	\$0.00	\$1,145.87	\$1,154.13	\$10.45	\$1,143.68	49.73%
10.5.2630.7000.445.1100	EQUIPMENT \$500 TO \$4999	\$1,600.00	\$0.00	\$0.00	\$1,600.00	\$0.00	\$1,600.00	100.00%
10.5.1200.3104.453.1100	MIS SERVICES	\$0.00	\$0.00	\$289.92	(\$289.92)	\$0.00	(\$289.92)	0.00%
10.5.1200.3196.453.1100	CONTRACTUAL RELATED SERVICES	\$0.00	\$4,385.04	\$35,678.26	(\$35,678.26)	\$0.00	(\$35,678.26)	0.00%
10.5.2630.3230.453.1100	REPAIRS AND MAINTENANCE SERVIC	\$2,000.00	\$0.00	\$1,289.42	\$710.58	\$0.00	\$710.58	35.53%
10.5.2570.3250.453.1020	ROOM RENTALS	\$0.00	\$0.00	\$77,687.00	(\$77,687.00)	\$0.00	(\$77,687.00)	0.00%
10.5.2570.3250.453.1100	ROOM RENTALS	\$160,000.00	\$4,359.26	\$106,526.61	\$53,473.39	\$0.00	\$53,473.39	33.42%
10.5.2570.3251.453.1100	COPIER RENTAL	\$0.00	\$0.00	(\$20.00)	\$20.00	\$0.00	\$20.00	0.00%
10.5.2550.3310.453.1100	PUPIL TRANSPORTATION	\$7,200.00	\$1,309.00	\$7,238.00	(\$38.00)	\$0.00	(\$38.00)	-0.53%
10.5.2550.3310.453.1120	PUPIL TRANSPORTATION	\$0.00	\$0.00	\$542.25	(\$542.25)	\$0.00	(\$542.25)	0.00%
10.5.2550.3310.453.4993	PUPIL TRANSPORTATION	\$0.00	\$2,044.64	\$14,068.29	(\$14,068.29)	\$0.00	(\$14,068.29)	0.00%
10.5.1200.3399.453.1100	TRAVEL LOCAL MILEAGE	\$1,000.00	\$0.00	\$0.00	\$1,000.00	\$0.00	\$1,000.00	100.00%
10.5.2570.3400.453.1100	COMMUNICATION-TELEPHONE	\$2,100.00	\$576.76	\$3,809.71	(\$1,709.71)	\$0.00	(\$1,709.71)	-81.41%
10.5.2570.3401.453.1100	COMMUNICATION-POSTAGE	\$0.00	\$0.00	\$210.27	(\$210.27)	\$0.00	(\$210.27)	0.00%
10.5.2630.3900.453.1100	SOFTWARE LICENSES	\$3,000.00	\$28.40	\$2,243.17	\$756.83	\$0.00	\$756.83	25.23%
10.5.1200.4100.453.1100	OFFICE SUPPLIES LESS \$499	\$15,000.00	\$0.00	\$19,850.23	(\$4,850.23)	\$0.00	(\$4,850.23)	-32.33%
10.5.1200.4100.453.4993	OFFICE SUPPLIES LESS \$499	\$0.00	\$0.00	\$1,231.97	(\$1,231.97)	\$0.00	(\$1,231.97)	0.00%
10.5.2540.4100.453.1100	OFFICE SUPPLIES LESS \$499	\$0.00	\$0.00	\$126.69	(\$126.69)	\$0.00	(\$126.69)	0.00%
10.5.1200.4101.453.1100	SUPPLIES-MEETINGS	\$0.00	\$0.00	\$278.54	(\$278.54)	\$0.00	(\$278.54)	0.00%
10.5.1200.4104.453.1100	INK	\$1,500.00	\$0.00	\$0.00	\$1,500.00	\$0.00	\$1,500.00	100.00%
10.5.1200.4118.453.1100	CURRICULUM	\$8,000.00	\$819.87	\$8,210.88	(\$210.88)	\$0.00	(\$210.88)	-2.64%
10.5.1200.6400.453.1100	DUES AND FEES	\$6,000.00	\$0.00	\$5,040.00	\$960.00	\$0.00	\$960.00	16.00%
10.5.1200.7000.453.4993	EQUIPMENT \$500 TO \$4999	\$0.00	\$0.00	\$25,644.95	(\$25,644.95)	\$0.00	(\$25,644.95)	0.00%
10.5.2630.7000.453.1100	EQUIPMENT \$500 TO \$4999	\$11,700.00	\$277.91	\$11,637.08	\$62.92	\$0.00	\$62.92	0.54%
10.5.1322.1000.454.1111	SALARIES, CERTIFIED STAFF	\$0.00	\$197.16	\$17,448.87	(\$17,448.87)	\$0.00	(\$17,448.87)	0.00%
10.5.1322.2110.454.1111	TEACHER'S RETIREMENT (TRS)	\$0.00	\$2.46	\$218.14	(\$218.14)	\$0.00	(\$218.14)	0.00%
10.5.1322.2130.454.1111	FICA	\$0.00	\$0.00	\$110.18	(\$110.18)	\$0.00	(\$110.18)	0.00%
10.5.1322.2140.454.1111	MEDICARE	\$0.00	\$2.86	\$245.88	(\$245.88)	\$0.00	(\$245.88)	0.00%
10.5.2410.3100.454.1100	PROFESSIONAL TECHNICAL SERVICE	\$100.00	\$83.48	\$173.52	(\$73.52)	\$0.00	(\$73.52)	-73.52%
10.5.1200.3399.454.1100	TRAVEL LOCAL MILEAGE	\$5,000.00	\$0.00	\$0.00	\$5,000.00	\$0.00	\$5,000.00	100.00%
10.5.2570.3400.454.1100	COMMUNICATION-TELEPHONE	\$2,100.00	\$0.00	\$0.00	\$2,100.00	\$0.00	\$2,100.00	100.00%
10.5.2570.3401.454.1100	COMMUNICATION-POSTAGE	\$0.00	\$0.00	\$210.27	(\$210.27)	\$0.00	(\$210.27)	0.00%
10.5.1200.4100.454.1100	OFFICE SUPPLIES LESS \$499	\$1,500.00	\$0.00	\$338.83	\$1,161.17	\$0.00	\$1,161.17	77.41%

137

# LaGrange Area Dept. of Special Education

## Monthly Expenditures

From Date: 6/1/2024

To Date: 6/30/2024

Fiscal Year: 2023-2024

- Subtotal by Collapse Mask   
  Include pre encumbrance   
  Print accounts with zero balance   
  Filter Encumbrance Detail by Date Range  
 Exclude Inactive Accounts with zero balance

Account Number	Description	GL Budget	Range To Date	YTD	Balance	Encumbrance	Budget Balance	% Bud
10.5.1200.4101.454.1100	SUPPLIES-MEETINGS	\$0.00	\$0.00	\$82.26	(\$82.26)	\$0.00	(\$82.26)	0.00%
10.5.1200.7000.454.1100	EQUIPMENT \$500 TO \$4999	\$0.00	\$0.00	\$3,596.00	(\$3,596.00)	\$0.00	(\$3,596.00)	0.00%
10.5.2630.7000.454.1100	EQUIPMENT \$500 TO \$4999	\$3,600.00	\$0.00	\$0.00	\$3,600.00	\$0.00	\$3,600.00	100.00%
10.5.2630.3050.455.1100	APPS AND SOFTWARE	\$300.00	\$0.00	\$0.00	\$300.00	\$0.00	\$300.00	100.00%
10.5.1200.3100.455.1100	PROFESSIONAL TECHNICAL SERVICE	\$0.00	\$0.00	\$415.93	(\$415.93)	\$0.00	(\$415.93)	0.00%
10.5.1200.3104.455.1100	MIS SERVICES	\$0.00	\$0.00	\$289.92	(\$289.92)	\$0.00	(\$289.92)	0.00%
10.5.2540.3104.455.1100	MIS SERVICES	\$500.00	\$0.00	\$132.99	\$367.01	\$0.00	\$367.01	73.40%
10.5.1200.3196.455.1100	CONTRACTUAL RELATED SERVICES	\$0.00	\$4,385.04	\$30,609.21	(\$30,609.21)	\$0.00	(\$30,609.21)	0.00%
10.5.2540.3210.455.1100	PROPERTY SERVICES-DISPOSAL	\$500.00	\$0.00	\$0.00	\$500.00	\$0.00	\$500.00	100.00%
10.5.1200.3230.455.1100	REPAIRS AND MAINTENANCE SERVIC	\$0.00	\$0.00	\$69.99	(\$69.99)	\$0.00	(\$69.99)	0.00%
10.5.2630.3230.455.1100	REPAIRS AND MAINTENANCE SERVIC	\$1,500.00	\$432.95	\$892.91	\$607.09	\$0.00	\$607.09	40.47%
10.5.2570.3250.455.1100	ROOM RENTALS	\$68,785.46	\$1,868.25	\$45,653.38	\$23,132.08	\$0.00	\$23,132.08	33.63%
10.5.2550.3310.455.1100	PUPIL TRANSPORTATION	\$4,000.00	\$1,501.50	\$5,775.00	(\$1,775.00)	\$0.00	(\$1,775.00)	-44.38%
10.5.2550.3310.455.1120	PUPIL TRANSPORTATION	\$0.00	\$0.00	\$108.48	(\$108.48)	\$0.00	(\$108.48)	0.00%
10.5.1200.3399.455.1100	TRAVEL LOCAL MILEAGE	\$500.00	\$0.00	\$0.00	\$500.00	\$0.00	\$500.00	100.00%
10.5.2540.3400.455.1100	COMMUNICATION-TELEPHONE	\$500.00	\$0.00	\$0.00	\$500.00	\$0.00	\$500.00	100.00%
10.5.2540.3401.455.1100	COMMUNICATION-POSTAGE	\$500.00	\$0.00	\$0.00	\$500.00	\$0.00	\$500.00	100.00%
10.5.2540.3700.455.1100	PROPERTY SERVICES-WATER SERVIC	\$1,000.00	\$0.00	\$0.00	\$1,000.00	\$0.00	\$1,000.00	100.00%
10.5.1200.4100.455.1020	OFFICE SUPPLIES LESS \$499	\$0.00	\$0.00	(\$23.54)	\$23.54	\$0.00	\$23.54	0.00%
10.5.1200.4100.455.1100	OFFICE SUPPLIES LESS \$499	\$6,000.00	\$499.52	\$6,675.09	(\$675.09)	\$0.00	(\$675.09)	-11.25%
10.5.1200.4100.455.4993	OFFICE SUPPLIES LESS \$499	\$0.00	\$0.00	\$400.87	(\$400.87)	\$0.00	(\$400.87)	0.00%
10.5.2630.4100.455.1100	OFFICE SUPPLIES LESS \$499	\$3,500.00	\$0.00	\$430.00	\$3,070.00	\$0.00	\$3,070.00	87.71%
10.5.1200.4104.455.1100	INK	\$2,500.00	\$0.00	\$0.00	\$2,500.00	\$0.00	\$2,500.00	100.00%
10.5.1200.4118.455.1000	CURRICULUM	\$0.00	\$0.00	\$870.50	(\$870.50)	\$0.00	(\$870.50)	0.00%
10.5.1200.4118.455.1100	CURRICULUM	\$3,000.00	\$272.81	\$1,395.06	\$1,604.94	\$0.00	\$1,604.94	53.50%
10.5.1200.4120.455.1100	CLASSROOM MATERIALS 1	\$0.00	\$203.57	\$203.57	(\$203.57)	\$0.00	(\$203.57)	0.00%
10.5.1200.6400.455.1100	DUES AND FEES	\$2,200.00	\$0.00	\$1,260.00	\$940.00	\$0.00	\$940.00	42.73%
10.5.2630.7000.455.1100	EQUIPMENT \$500 TO \$4999	\$800.00	\$0.00	\$2,482.95	(\$1,682.95)	\$0.00	(\$1,682.95)	-210.37%
10.5.1400.1100.459.6220	SALARIES, NON CERTIFIED STAFF	\$0.00	\$7,500.00	\$30,486.45	(\$30,486.45)	\$0.00	(\$30,486.45)	0.00%
10.5.4950.1104.459.6100	AIDE SALARIES	\$0.00	\$0.00	\$578.20	(\$578.20)	\$0.00	(\$578.20)	0.00%
10.5.1400.2120.459.6220	MUNICIPAL RETIREMENT	\$0.00	\$168.77	\$689.17	(\$689.17)	\$0.00	(\$689.17)	0.00%
10.5.1400.2130.459.6220	FICA	\$0.00	\$452.32	\$1,763.33	(\$1,763.33)	\$0.00	(\$1,763.33)	0.00%
10.5.1400.2140.459.6220	MEDICARE	\$0.00	\$105.81	\$412.45	(\$412.45)	\$0.00	(\$412.45)	0.00%
10.5.1400.2210.459.6220	LIFE INSURANCE	\$0.00	\$4.83	\$39.33	(\$39.33)	\$0.00	(\$39.33)	0.00%
10.5.1400.2220.459.6220	MEDICAL INSURANCE	\$0.00	\$720.88	\$7,153.20	(\$7,153.20)	\$0.00	(\$7,153.20)	0.00%
10.5.1400.2230.459.6220	DENTAL INSURANCE	\$0.00	\$46.47	\$465.15	(\$465.15)	\$0.00	(\$465.15)	0.00%
10.5.1400.3230.459.1100	REPAIRS AND MAINTENANCE SERVIC	\$1,000.00	\$0.00	\$0.00	\$1,000.00	\$0.00	\$1,000.00	100.00%
10.5.2570.3251.459.1100	COPIER RENTAL	\$0.00	\$43.60	\$306.32	(\$306.32)	\$0.00	(\$306.32)	0.00%
10.5.1400.3310.459.1100	PUPIL TRANSPORTATION	\$3,000.00	\$0.00	\$0.00	\$3,000.00	\$0.00	\$3,000.00	100.00%
10.5.2550.3310.459.6110	PUPIL TRANSPORTATION	\$0.00	\$0.00	\$605.00	(\$605.00)	\$0.00	(\$605.00)	0.00%
10.5.1400.4100.459.1100	OFFICE SUPPLIES LESS \$499	\$4,000.00	\$0.00	\$0.00	\$4,000.00	\$0.00	\$4,000.00	100.00%
10.5.1400.4100.459.6100	OFFICE SUPPLIES LESS \$499	\$0.00	\$0.00	(\$1,000.00)	\$1,000.00	\$0.00	\$1,000.00	0.00%
10.5.4950.4100.459.6100	OFFICE SUPPLIES LESS \$499	\$0.00	\$0.00	\$1,275.60	(\$1,275.60)	\$0.00	(\$1,275.60)	0.00%
10.5.1400.4199.459.1100	PPE/Covid Supplies	\$500.00	\$0.00	\$0.00	\$500.00	\$0.00	\$500.00	100.00%
10.5.1400.7000.459.1100	EQUIPMENT \$500 TO \$4999	\$7,600.00	\$0.00	\$3,475.01	\$4,124.99	\$0.00	\$4,124.99	54.28%
10.5.2110.1000.470.1111	SALARIES, CERTIFIED STAFF	\$0.00	\$3,300.00	\$3,300.00	(\$3,300.00)	\$0.00	(\$3,300.00)	0.00%
10.5.2140.1000.470.1111	SALARIES, CERTIFIED STAFF	\$0.00	\$1,670.00	\$1,670.00	(\$1,670.00)	\$0.00	(\$1,670.00)	0.00%
10.5.2150.1000.470.1111	SALARIES, CERTIFIED STAFF	\$0.00	\$1,960.00	\$5,070.00	(\$5,070.00)	\$0.00	(\$5,070.00)	0.00%
10.5.2410.1000.470.1110	SALARIES, CERTIFIED STAFF	\$160,000.00	\$0.00	\$0.00	\$160,000.00	\$0.00	\$160,000.00	100.00%
10.5.1200.1005.470.1100	STIPENDS-CERTIFIED	\$0.00	\$18,000.00	\$18,000.00	(\$18,000.00)	\$0.00	(\$18,000.00)	0.00%

138

# LaGrange Area Dept. of Special Education

## Monthly Expenditures

From Date: 6/1/2024

To Date: 6/30/2024

Fiscal Year: 2023-2024

- Subtotal by Collapse Mask   
  Include pre encumbrance   
  Print accounts with zero balance   
  Filter Encumbrance Detail by Date Range  
 Exclude Inactive Accounts with zero balance

Account Number	Description	GL Budget	Range To Date	YTD	Balance	Encumbrance	Budget Balance	% Bud
10.5.1200.1005.470.1110	STIPENDS-CERTIFIED	\$20,000.00	\$0.00	\$0.00	\$20,000.00	\$0.00	\$20,000.00	100.00%
10.5.1200.1100.470.1110	SALARIES, NON CERTIFIED STAFF	\$100,000.00	\$0.00	\$0.00	\$100,000.00	\$0.00	\$100,000.00	100.00%
10.5.2130.1100.470.1111	SALARIES, NON CERTIFIED STAFF	\$0.00	\$2,620.00	\$6,800.00	(\$6,800.00)	\$0.00	(\$6,800.00)	0.00%
10.5.2131.1100.470.1111	SALARIES, NON CERTIFIED STAFF	\$0.00	\$110.00	\$2,870.00	(\$2,870.00)	\$0.00	(\$2,870.00)	0.00%
10.5.2610.1100.470.1110	SALARIES, NON CERTIFIED STAFF	\$6,500.00	\$0.00	\$0.00	\$6,500.00	\$0.00	\$6,500.00	100.00%
10.5.1200.2110.470.1100	TEACHER'S RETIREMENT (TRS)	\$0.00	\$225.00	\$225.00	(\$225.00)	\$0.00	(\$225.00)	0.00%
10.5.1200.2110.470.1110	TEACHER'S RETIREMENT (TRS)	\$250.00	\$0.00	\$0.00	\$250.00	\$0.00	\$250.00	100.00%
10.5.2110.2110.470.1111	TEACHER'S RETIREMENT (TRS)	\$0.00	\$41.25	\$41.25	(\$41.25)	\$0.00	(\$41.25)	0.00%
10.5.2130.2110.470.1111	TEACHER'S RETIREMENT (TRS)	\$0.00	\$0.00	\$12.50	(\$12.50)	\$0.00	(\$12.50)	0.00%
10.5.2140.2110.470.1111	TEACHER'S RETIREMENT (TRS)	\$0.00	\$20.88	\$20.88	(\$20.88)	\$0.00	(\$20.88)	0.00%
10.5.2150.2110.470.1111	TEACHER'S RETIREMENT (TRS)	\$0.00	\$24.50	\$63.38	(\$63.38)	\$0.00	(\$63.38)	0.00%
10.5.2410.2110.470.1110	TEACHER'S RETIREMENT (TRS)	\$25,000.00	\$0.00	\$0.00	\$25,000.00	\$0.00	\$25,000.00	100.00%
10.5.1200.2120.470.1110	MUNICIPAL RETIREMENT	\$25,000.00	\$0.00	\$0.00	\$25,000.00	\$0.00	\$25,000.00	100.00%
10.5.2130.2120.470.1111	MUNICIPAL RETIREMENT	\$0.00	\$58.95	\$130.50	(\$130.50)	\$0.00	(\$130.50)	0.00%
10.5.2131.2120.470.1111	MUNICIPAL RETIREMENT	\$0.00	\$2.48	\$49.73	(\$49.73)	\$0.00	(\$49.73)	0.00%
10.5.2610.2120.470.1110	MUNICIPAL RETIREMENT	\$800.00	\$0.00	\$0.00	\$800.00	\$0.00	\$800.00	100.00%
10.5.1200.2130.470.1110	FICA	\$100.00	\$0.00	\$0.00	\$100.00	\$0.00	\$100.00	100.00%
10.5.2130.2130.470.1111	FICA	\$0.00	\$162.44	\$359.60	(\$359.60)	\$0.00	(\$359.60)	0.00%
10.5.2131.2130.470.1111	FICA	\$0.00	\$6.82	\$177.94	(\$177.94)	\$0.00	(\$177.94)	0.00%
10.5.2150.2130.470.1111	FICA	\$0.00	\$0.00	\$13.64	(\$13.64)	\$0.00	(\$13.64)	0.00%
10.5.2610.2130.470.1110	FICA	\$500.00	\$0.00	\$0.00	\$500.00	\$0.00	\$500.00	100.00%
10.5.1200.2140.470.1100	MEDICARE	\$0.00	\$258.47	\$258.47	(\$258.47)	\$0.00	(\$258.47)	0.00%
10.5.1200.2140.470.1110	MEDICARE	\$300.00	\$0.00	\$0.00	\$300.00	\$0.00	\$300.00	100.00%
10.5.2110.2140.470.1111	MEDICARE	\$0.00	\$47.85	\$47.85	(\$47.85)	\$0.00	(\$47.85)	0.00%
10.5.2130.2140.470.1111	MEDICARE	\$0.00	\$37.99	\$98.60	(\$98.60)	\$0.00	(\$98.60)	0.00%
10.5.2131.2140.470.1111	MEDICARE	\$0.00	\$1.60	\$41.62	(\$41.62)	\$0.00	(\$41.62)	0.00%
10.5.2140.2140.470.1111	MEDICARE	\$0.00	\$24.22	\$24.22	(\$24.22)	\$0.00	(\$24.22)	0.00%
10.5.2150.2140.470.1111	MEDICARE	\$0.00	\$27.79	\$71.79	(\$71.79)	\$0.00	(\$71.79)	0.00%
10.5.2410.2140.470.1110	MEDICARE	\$120.00	\$0.00	\$0.00	\$120.00	\$0.00	\$120.00	100.00%
10.5.2610.2140.470.1110	MEDICARE	\$125.00	\$0.00	\$0.00	\$125.00	\$0.00	\$125.00	100.00%
10.5.2410.2210.470.1110	LIFE INSURANCE	\$20.00	\$0.00	\$0.00	\$20.00	\$0.00	\$20.00	100.00%
10.5.2610.2210.470.1110	LIFE INSURANCE	\$25.00	\$0.00	\$0.00	\$25.00	\$0.00	\$25.00	100.00%
10.5.2410.2220.470.1110	MEDICAL INSURANCE	\$2,500.00	\$0.00	\$0.00	\$2,500.00	\$0.00	\$2,500.00	100.00%
10.5.2610.2220.470.1110	MEDICAL INSURANCE	\$4,200.00	\$0.00	\$0.00	\$4,200.00	\$0.00	\$4,200.00	100.00%
10.5.2410.2230.470.1110	DENTAL INSURANCE	\$200.00	\$0.00	\$0.00	\$200.00	\$0.00	\$200.00	100.00%
10.5.2610.2230.470.1110	DENTAL INSURANCE	\$500.00	\$0.00	\$0.00	\$500.00	\$0.00	\$500.00	100.00%
10.5.1200.3250.470.1110	ROOM RENTALS	\$2,500.00	\$0.00	\$0.00	\$2,500.00	\$0.00	\$2,500.00	100.00%
10.5.1322.3250.470.1100	ROOM RENTALS	\$0.00	\$0.00	\$179.28	(\$179.28)	\$0.00	(\$179.28)	0.00%
10.5.2570.3250.470.1020	ROOM RENTALS	\$0.00	\$0.00	\$61,195.44	(\$61,195.44)	\$0.00	(\$61,195.44)	0.00%
10.5.2570.3250.470.1100	ROOM RENTALS	\$0.00	\$253.68	\$2,699.62	(\$2,699.62)	\$0.00	(\$2,699.62)	0.00%
10.5.2570.3250.470.1110	ROOM RENTALS	\$75,000.00	\$0.00	\$0.00	\$75,000.00	\$0.00	\$75,000.00	100.00%
10.5.1200.3399.470.1110	TRAVEL LOCAL MILEAGE	\$500.00	\$0.00	\$0.00	\$500.00	\$0.00	\$500.00	100.00%
10.5.1200.4100.470.1110	OFFICE SUPPLIES LESS \$499	\$2,500.00	\$0.00	\$0.00	\$2,500.00	\$0.00	\$2,500.00	100.00%
10.5.1322.4100.470.1100	OFFICE SUPPLIES LESS \$499	\$0.00	\$34.52	\$1,585.58	(\$1,585.58)	\$0.00	(\$1,585.58)	0.00%
10.5.1322.4100.470.1110	ESY OFFICE SUPPLIES LESS \$499	\$0.00	\$1,705.63	\$1,705.63	(\$1,705.63)	\$0.00	(\$1,705.63)	0.00%
10.5.1200.4100.472.1100	OFFICE SUPPLIES LESS \$499	\$0.00	\$0.00	\$104.00	(\$104.00)	\$0.00	(\$104.00)	0.00%
10.5.1322.1000.480.1110	SALARIES, CERTIFIED STAFF	\$0.00	\$840.00	\$1,640.00	(\$1,640.00)	\$0.00	(\$1,640.00)	0.00%
10.5.1322.1000.480.1111	SALARIES, CERTIFIED STAFF	\$0.00	\$61,443.00	\$155,382.32	(\$155,382.32)	\$0.00	(\$155,382.32)	0.00%
10.5.1322.1100.480.1110	SALARIES, NON CERTIFIED STAFF	\$0.00	\$1,700.00	\$2,880.00	(\$2,880.00)	\$0.00	(\$2,880.00)	0.00%
10.5.1322.1100.480.1111	SALARIES, NON CERTIFIED STAFF	\$0.00	\$18,854.71	\$169,292.78	(\$169,292.78)	\$0.00	(\$169,292.78)	0.00%

139

# LaGrange Area Dept. of Special Education

## Monthly Expenditures

From Date: 6/1/2024

To Date: 6/30/2024

Fiscal Year: 2023-2024

- Subtotal by Collapse Mask   
  Include pre encumbrance   
  Print accounts with zero balance   
  Filter Encumbrance Detail by Date Range  
 Exclude Inactive Accounts with zero balance

Account Number	Description	GL Budget	Range To Date	YTD	Balance	Encumbrance	Budget Balance	% Bud
10.5.2131.1100.480.1111	SALARIES, NON CERTIFIED STAFF	\$0.00	\$0.00	\$330.00	(\$330.00)	\$0.00	(\$330.00)	0.00%
10.5.1322.1104.480.1111	AIDE SALARIES	\$0.00	\$79,455.76	\$79,455.76	(\$79,455.76)	\$0.00	(\$79,455.76)	0.00%
10.5.1322.2110.480.1110	TEACHER'S RETIREMENT (TRS)	\$0.00	\$10.50	\$10.50	(\$10.50)	\$0.00	(\$10.50)	0.00%
10.5.1322.2110.480.1111	TEACHER'S RETIREMENT (TRS)	\$0.00	\$618.62	\$1,689.21	(\$1,689.21)	\$0.00	(\$1,689.21)	0.00%
10.5.1322.2120.480.1110	MUNICIPAL RETIREMENT	\$0.00	\$38.25	\$82.80	(\$82.80)	\$0.00	(\$82.80)	0.00%
10.5.1322.2120.480.1111	MUNICIPAL RETIREMENT	\$0.00	\$864.95	\$1,949.74	(\$1,949.74)	\$0.00	(\$1,949.74)	0.00%
10.5.2131.2120.480.1111	MUNICIPAL RETIREMENT	\$0.00	\$0.00	\$7.43	(\$7.43)	\$0.00	(\$7.43)	0.00%
10.5.1322.2130.480.1110	FICA	\$0.00	\$105.40	\$228.16	(\$228.16)	\$0.00	(\$228.16)	0.00%
10.5.1322.2130.480.1111	FICA	\$0.00	\$6,807.95	\$15,955.96	(\$15,955.96)	\$0.00	(\$15,955.96)	0.00%
10.5.2131.2130.480.1111	FICA	\$0.00	\$0.00	\$18.92	(\$18.92)	\$0.00	(\$18.92)	0.00%
10.5.1322.2140.480.1110	MEDICARE	\$0.00	\$36.83	\$65.54	(\$65.54)	\$0.00	(\$65.54)	0.00%
10.5.1322.2140.480.1111	MEDICARE	\$0.00	\$2,306.56	\$5,848.07	(\$5,848.07)	\$0.00	(\$5,848.07)	0.00%
10.5.2131.2140.480.1111	MEDICARE	\$0.00	\$0.00	\$4.42	(\$4.42)	\$0.00	(\$4.42)	0.00%
10.5.1322.1100.535.1111	SALARIES, NON CERTIFIED STAFF	\$0.00	\$1,688.86	\$3,737.17	(\$3,737.17)	\$0.00	(\$3,737.17)	0.00%
10.5.1322.1104.535.1111	AIDE SALARIES	\$0.00	\$1,194.75	\$1,194.75	(\$1,194.75)	\$0.00	(\$1,194.75)	0.00%
10.5.1322.2120.535.1111	MUNICIPAL RETIREMENT	\$0.00	\$64.88	\$111.53	(\$111.53)	\$0.00	(\$111.53)	0.00%
10.5.1322.2130.535.1111	FICA	\$0.00	\$178.78	\$305.78	(\$305.78)	\$0.00	(\$305.78)	0.00%
10.5.1322.2140.535.1111	MEDICARE	\$0.00	\$41.80	\$71.50	(\$71.50)	\$0.00	(\$71.50)	0.00%
10.5.1342.0000.542.1020	UNDESIGNATED	\$0.00	\$0.00	\$586.00	(\$586.00)	\$0.00	(\$586.00)	0.00%
10.5.1342.0000.542.1100	UNDESIGNATED	\$0.00	\$0.00	\$1,822.87	(\$1,822.87)	\$0.00	(\$1,822.87)	0.00%
10.5.1207.1100.542.1100	SALARIES, NON CERTIFIED STAFF	\$0.00	\$100.00	\$1,462.50	(\$1,462.50)	\$0.00	(\$1,462.50)	0.00%
10.5.1207.2120.542.1100	MUNICIPAL RETIREMENT	\$0.00	\$2.25	\$33.39	(\$33.39)	\$0.00	(\$33.39)	0.00%
10.5.1207.2130.542.1100	FICA	\$0.00	\$5.60	\$84.50	(\$84.50)	\$0.00	(\$84.50)	0.00%
10.5.1207.2140.542.1100	MEDICARE	\$0.00	\$1.31	\$19.76	(\$19.76)	\$0.00	(\$19.76)	0.00%
10.5.2630.3050.542.1100	APPS AND SOFTWARE	\$0.00	\$0.00	\$179.10	(\$179.10)	\$0.00	(\$179.10)	0.00%
10.5.1200.3100.542.4993	PROFESSIONAL TECHNICAL SERVICE	\$0.00	\$0.00	\$13,892.92	(\$13,892.92)	\$0.00	(\$13,892.92)	0.00%
10.5.1207.3100.542.1100	PROFESSIONAL TECHNICAL SERVICE	\$30,000.00	\$3,277.58	\$42,103.93	(\$12,103.93)	\$0.00	(\$12,103.93)	-40.35%
10.5.1207.3102.542.1100	ADMINSTRATIVE FEES/BUILDING	\$35,000.00	\$2,445.00	\$28,490.00	\$6,510.00	\$0.00	\$6,510.00	18.60%
10.5.1342.3104.542.1120	MIS SERVICES	\$0.00	\$0.00	\$185.00	(\$185.00)	\$0.00	(\$185.00)	0.00%
10.5.1207.3106.542.1100	LADSE INTERNAL TRANSFER	\$0.00	\$49.92	\$49.92	(\$49.92)	\$0.00	(\$49.92)	0.00%
10.5.1207.3120.542.1100	INSERVICE TRAINING-CONSULTANTS	\$1,350.00	\$0.00	\$925.00	\$425.00	\$0.00	\$425.00	31.48%
10.5.1207.3142.542.1100	LOW INCIDENT DIAGNOSTIC TESTIN	\$0.00	\$0.00	\$8,576.20	(\$8,576.20)	\$0.00	(\$8,576.20)	0.00%
10.5.2550.3196.542.1100	CONTRACTUAL RELATED SERVICES	\$0.00	\$0.00	\$101.04	(\$101.04)	\$0.00	(\$101.04)	0.00%
10.5.1207.3230.542.1100	REPAIRS AND MAINTENANCE SERVIC	\$3,000.00	\$0.00	\$57.56	\$2,942.44	\$0.00	\$2,942.44	98.08%
10.5.1207.3250.542.1100	ROOM RENTALS	\$525,000.00	\$0.00	\$541,599.72	(\$16,599.72)	\$0.00	(\$16,599.72)	-3.16%
10.5.1207.3250.542.1120	ROOM RENTALS	\$0.00	\$0.00	\$515,591.10	(\$515,591.10)	\$0.00	(\$515,591.10)	0.00%
10.5.2570.3251.542.1100	COPIER RENTAL	\$2,500.00	\$17.56	\$948.84	\$1,551.16	\$0.00	\$1,551.16	62.05%
10.5.2570.3251.542.1120	COPIER RENTAL	\$0.00	\$0.00	\$81.23	(\$81.23)	\$0.00	(\$81.23)	0.00%
10.5.2550.3310.542.1100	PUPIL TRANSPORTATION	\$20,000.00	\$415.00	\$7,077.97	\$12,922.03	\$0.00	\$12,922.03	64.61%
10.5.2550.3310.542.1120	PUPIL TRANSPORTATION	\$0.00	\$0.00	\$746.55	(\$746.55)	\$0.00	(\$746.55)	0.00%
10.5.1207.3322.542.1100	EXPENSE REIMBURSEMENT	\$450.00	\$0.00	\$0.00	\$450.00	\$0.00	\$450.00	100.00%
10.5.1207.3325.542.1100	CONFERENCE REGISTRATION	\$1,150.00	\$0.00	\$685.00	\$465.00	\$0.00	\$465.00	40.43%
10.5.1207.3395.542.1100	CONFERENCE EXPENSE	\$1,500.00	\$0.00	\$843.20	\$656.80	\$0.00	\$656.80	43.79%
10.5.1207.3399.542.1100	TRAVEL LOCAL MILEAGE	\$3,000.00	\$0.00	\$0.00	\$3,000.00	\$0.00	\$3,000.00	100.00%
10.5.2570.3400.542.1100	COMMUNICATION-TELEPHONE	\$3,500.00	\$202.51	\$1,109.70	\$2,390.30	\$0.00	\$2,390.30	68.29%
10.5.2570.3401.542.1100	COMMUNICATION-POSTAGE	\$0.00	\$0.00	\$630.90	(\$630.90)	\$0.00	(\$630.90)	0.00%
10.5.1207.3900.542.1100	SOFTWARE LICENSES	\$4,500.00	\$0.00	\$1,690.00	\$2,810.00	\$0.00	\$2,810.00	62.44%
10.5.1207.4100.542.1100	OFFICE SUPPLIES LESS \$499	\$3,000.00	\$826.87	\$2,443.94	\$556.06	\$41.48	\$514.58	17.15%
10.5.2630.4100.542.1100	OFFICE SUPPLIES LESS \$499	\$8,000.00	\$0.00	\$0.00	\$8,000.00	\$0.00	\$8,000.00	100.00%
10.5.1207.4101.542.1100	Supplies (DHH community based	\$0.00	\$0.00	\$2,721.80	(\$2,721.80)	\$0.00	(\$2,721.80)	0.00%

140

# LaGrange Area Dept. of Special Education

## Monthly Expenditures

From Date: 6/1/2024

To Date: 6/30/2024

Fiscal Year: 2023-2024

- Subtotal by Collapse Mask   
  Include pre encumbrance   
  Print accounts with zero balance   
  Filter Encumbrance Detail by Date Range  
 Exclude Inactive Accounts with zero balance

Account Number	Description	GL Budget	Range To Date	YTD	Balance	Encumbrance	Budget Balance	% Bud
10.5.1207.4101.542.1111	SUPPLIES-MEETINGS	\$0.00	\$0.00	\$586.30	(\$586.30)	\$0.00	(\$586.30)	0.00%
10.5.1207.4102.542.1100	DHH SCHOLARSHIPS	\$0.00	\$0.00	(\$10,704.68)	\$10,704.68	\$0.00	\$10,704.68	0.00%
10.5.1200.4118.542.1020	CURRICULUM	\$0.00	\$0.00	\$209.00	(\$209.00)	\$0.00	(\$209.00)	0.00%
10.5.1200.4118.542.1100	CURRICULUM	\$0.00	\$0.00	\$447.43	(\$447.43)	\$0.00	(\$447.43)	0.00%
10.5.1200.4118.542.1120	CURRICULUM	\$0.00	\$0.00	\$1,563.04	(\$1,563.04)	\$0.00	(\$1,563.04)	0.00%
10.5.1207.4118.542.1100	CURRICULUM	\$800.00	\$0.00	\$3,042.10	(\$2,242.10)	\$0.00	(\$2,242.10)	-280.26%
10.5.1207.6400.542.1100	DUES AND FEES	\$0.00	\$0.00	\$22,283.06	(\$22,283.06)	\$0.00	(\$22,283.06)	0.00%
10.5.1207.7000.542.1100	EQUIPMENT \$500 TO \$4999	\$20,000.00	\$646.05	\$13,456.46	\$6,543.54	\$0.00	\$6,543.54	32.72%
10.5.1342.7000.542.1120	EQUIPMENT \$500 TO \$4999	\$0.00	\$0.00	\$805.75	(\$805.75)	\$0.00	(\$805.75)	0.00%
10.5.2630.7000.542.1100	EQUIPMENT \$500 TO \$4999	\$2,000.00	\$0.00	\$2,440.00	(\$440.00)	\$0.00	(\$440.00)	-22.00%
10.5.1207.1000.571.1110	SALARIES, CERTIFIED STAFF	\$17,000.00	\$0.00	\$0.00	\$17,000.00	\$0.00	\$17,000.00	100.00%
10.5.1322.1000.571.1111	SALARIES, CERTIFIED STAFF	\$0.00	\$4,400.00	\$6,280.00	(\$6,280.00)	\$0.00	(\$6,280.00)	0.00%
10.5.1322.1100.571.1111	SALARIES, NON CERTIFIED STAFF	\$0.00	\$0.00	\$1,893.13	(\$1,893.13)	\$0.00	(\$1,893.13)	0.00%
10.5.1207.1104.571.1110	AIDE SALARIES	\$3,000.00	\$0.00	\$0.00	\$3,000.00	\$0.00	\$3,000.00	100.00%
10.5.1322.1104.571.1111	AIDE SALARIES	\$0.00	\$5,518.33	\$5,518.33	(\$5,518.33)	\$0.00	(\$5,518.33)	0.00%
10.5.1207.2110.571.1110	TEACHER'S RETIREMENT (TRS)	\$234.00	\$0.00	\$0.00	\$234.00	\$0.00	\$234.00	100.00%
10.5.1322.2110.571.1111	TEACHER'S RETIREMENT (TRS)	\$0.00	\$55.00	\$78.50	(\$78.50)	\$0.00	(\$78.50)	0.00%
10.5.1207.2120.571.1110	MUNICIPAL RETIREMENT	\$333.00	\$0.00	\$0.00	\$333.00	\$0.00	\$333.00	100.00%
10.5.1322.2120.571.1111	MUNICIPAL RETIREMENT	\$0.00	\$106.27	\$144.35	(\$144.35)	\$0.00	(\$144.35)	0.00%
10.5.1207.2130.571.1110	FICA	\$188.00	\$0.00	\$0.00	\$188.00	\$0.00	\$188.00	100.00%
10.5.1322.2130.571.1111	FICA	\$0.00	\$341.96	\$459.33	(\$459.33)	\$0.00	(\$459.33)	0.00%
10.5.1207.2140.571.1110	MEDICARE	\$286.00	\$0.00	\$0.00	\$286.00	\$0.00	\$286.00	100.00%
10.5.1322.2140.571.1111	MEDICARE	\$0.00	\$143.78	\$198.48	(\$198.48)	\$0.00	(\$198.48)	0.00%
10.5.1207.2210.571.1110	LIFE INSURANCE	\$14.00	\$0.00	\$0.00	\$14.00	\$0.00	\$14.00	100.00%
10.5.1207.2220.571.1110	MEDICAL INSURANCE	\$3,691.00	\$0.00	\$0.00	\$3,691.00	\$0.00	\$3,691.00	100.00%
10.5.1207.2230.571.1110	DENTAL INSURANCE	\$154.00	\$0.00	\$0.00	\$154.00	\$0.00	\$154.00	100.00%
10.5.1207.3399.571.1110	TRAVEL LOCAL MILEAGE	\$100.00	\$0.00	\$0.00	\$100.00	\$0.00	\$100.00	100.00%
10.5.1207.4100.571.1110	OFFICE SUPPLIES LESS \$499	\$5,000.00	\$0.00	\$0.00	\$5,000.00	\$0.00	\$5,000.00	100.00%
10.5.3705.3050.704.2100	APPS AND SOFTWARE	\$0.00	\$0.00	\$6,966.00	(\$6,966.00)	\$0.00	(\$6,966.00)	0.00%
10.5.3705.3100.704.2100	PROFESSIONAL TECHNICAL SERVICE	\$1,000.00	\$0.00	\$0.00	\$1,000.00	\$0.00	\$1,000.00	100.00%
10.5.3705.4100.704.2100	OFFICE SUPPLIES LESS \$499	\$4,680.00	\$1,228.70	\$2,119.47	\$2,560.53	\$0.00	\$2,560.53	54.71%
10.5.3705.6600.704.2100	FLOW THOUGH	\$566,000.00	\$138,838.94	\$562,121.32	\$3,878.68	\$0.00	\$3,878.68	0.69%
10.5.2570.3250.900.1100	ROOM RENTALS	\$0.00	\$17,705.97	\$140,737.83	(\$140,737.83)	\$0.00	(\$140,737.83)	0.00%
10.5.2570.3401.900.1100	COMMUNICATION-POSTAGE	\$0.00	\$0.00	\$35.05	(\$35.05)	\$0.00	(\$35.05)	0.00%
10.5.1207.1000.901.1100	SALARIES, CERTIFIED STAFF	\$0.00	\$0.00	\$370.00	(\$370.00)	\$0.00	(\$370.00)	0.00%
10.5.2210.1000.901.1100	SALARIES, CERTIFIED STAFF	\$0.00	\$200.00	\$200.00	(\$200.00)	\$0.00	(\$200.00)	0.00%
10.5.2210.1005.901.1100	STIPENDS-CERTIFIED	\$25,000.00	\$3,053.00	\$26,997.12	(\$1,997.12)	\$0.00	(\$1,997.12)	-7.99%
10.5.2540.1100.901.1100	SALARIES, NON CERTIFIED STAFF	\$0.00	\$240.00	\$4,425.00	(\$4,425.00)	\$0.00	(\$4,425.00)	0.00%
10.5.2540.1100.901.1111	SALARIES, NON CERTIFIED STAFF	\$0.00	\$0.00	\$1,245.00	(\$1,245.00)	\$0.00	(\$1,245.00)	0.00%
10.5.2210.1105.901.1100	STIPENDS- NON CERTIFIED	\$0.00	\$0.00	\$2,660.00	(\$2,660.00)	\$0.00	(\$2,660.00)	0.00%
10.5.2210.2110.901.1100	TEACHER'S RETIREMENT (TRS)	\$0.00	\$40.68	\$311.03	(\$311.03)	\$0.00	(\$311.03)	0.00%
10.5.1207.2120.901.1100	MUNICIPAL RETIREMENT	\$0.00	\$0.00	\$8.32	(\$8.32)	\$0.00	(\$8.32)	0.00%
10.5.2210.2120.901.1100	MUNICIPAL RETIREMENT	\$0.00	\$0.00	\$111.62	(\$111.62)	\$0.00	(\$111.62)	0.00%
10.5.2540.2120.901.1100	MUNICIPAL RETIREMENT	\$0.00	\$5.40	\$5.40	(\$5.40)	\$0.00	(\$5.40)	0.00%
10.5.1207.2130.901.1100	FICA	\$0.00	\$0.00	\$22.16	(\$22.16)	\$0.00	(\$22.16)	0.00%
10.5.2210.2130.901.1100	FICA	\$0.00	\$0.00	\$290.77	(\$290.77)	\$0.00	(\$290.77)	0.00%
10.5.2540.2130.901.1100	FICA	\$0.00	\$14.88	\$247.85	(\$247.85)	\$0.00	(\$247.85)	0.00%
10.5.2540.2130.901.1111	FICA	\$0.00	\$0.00	\$77.19	(\$77.19)	\$0.00	(\$77.19)	0.00%
10.5.1207.2140.901.1100	MEDICARE	\$0.00	\$0.00	\$5.18	(\$5.18)	\$0.00	(\$5.18)	0.00%
10.5.2130.2140.901.1100	MEDICARE	\$0.00	\$0.58	\$3.81	(\$3.81)	\$0.00	(\$3.81)	0.00%

141

# LaGrange Area Dept. of Special Education

## Monthly Expenditures

From Date: 6/1/2024

To Date: 6/30/2024

Fiscal Year: 2023-2024

- Subtotal by Collapse Mask   
  Include pre encumbrance   
  Print accounts with zero balance   
  Filter Encumbrance Detail by Date Range  
 Exclude Inactive Accounts with zero balance

Account Number	Description	GL Budget	Range To Date	YTD	Balance	Encumbrance	Budget Balance	% Bud
10.5.2210.2140.901.1100	MEDICARE	\$0.00	\$44.63	\$408.77	(\$408.77)	\$0.00	(\$408.77)	0.00%
10.5.2540.2140.901.1100	MEDICARE	\$0.00	\$3.48	\$57.97	(\$57.97)	\$0.00	(\$57.97)	0.00%
10.5.2540.2140.901.1111	MEDICARE	\$0.00	\$0.00	\$18.05	(\$18.05)	\$0.00	(\$18.05)	0.00%
10.5.2510.2210.901.1100	LIFE INSURANCE	\$0.00	\$0.00	\$9,560.76	(\$9,560.76)	\$0.00	(\$9,560.76)	0.00%
10.5.2410.2240.901.1100	LONGTERM CARE	\$0.00	\$0.00	\$840.82	(\$840.82)	\$0.00	(\$840.82)	0.00%
10.5.2210.2300.901.1100	TUITION REIMBURSEMENT	\$20,000.00	\$0.00	\$0.00	\$20,000.00	\$0.00	\$20,000.00	100.00%
10.5.2210.3050.901.1100	APPS AND SOFTWARE	\$0.00	\$0.00	\$659.90	(\$659.90)	\$0.00	(\$659.90)	0.00%
10.5.2320.3050.901.1100	APPS AND SOFTWARE	\$0.00	\$0.00	\$300.00	(\$300.00)	\$0.00	(\$300.00)	0.00%
10.5.2630.3050.901.1100	APPS AND SOFTWARE	\$8,751.00	\$863.36	\$12,818.27	(\$4,067.27)	\$595.00	(\$4,662.27)	-53.28%
10.5.2215.3099.901.1100	INFINITEC FLOW-FEE	\$10,800.00	\$0.00	\$3,222.72	\$7,577.28	\$0.00	\$7,577.28	70.16%
10.5.2210.3100.901.1100	PROFESSIONAL TECHNICAL SERVICE	\$7,300.00	\$2,206.07	\$24,574.07	(\$17,274.07)	\$0.00	(\$17,274.07)	-236.63%
10.5.2210.3100.901.1120	PROFESSIONAL TECHNICAL SERVICE	\$0.00	\$0.00	\$382.50	(\$382.50)	\$0.00	(\$382.50)	0.00%
10.5.2210.3100.901.4993	PROFESSIONAL TECHNICAL SERVICE	\$0.00	\$10,200.00	\$15,940.80	(\$15,940.80)	\$0.00	(\$15,940.80)	0.00%
10.5.2320.3100.901.1020	PROFESSIONAL TECHNICAL SERVICE	\$0.00	\$0.00	\$22,137.97	(\$22,137.97)	\$0.00	(\$22,137.97)	0.00%
10.5.2320.3100.901.1100	PROFESSIONAL TECHNICAL SERVICE	\$300.00	\$0.00	\$0.00	\$300.00	\$0.00	\$300.00	100.00%
10.5.2540.3100.901.1020	PROFESSIONAL TECHNICAL SERVICE	\$0.00	\$0.00	\$888.22	(\$888.22)	\$0.00	(\$888.22)	0.00%
10.5.2610.3100.901.1100	PROFESSIONAL TECHNICAL SERVICE	\$25,000.00	\$0.00	\$0.00	\$25,000.00	\$0.00	\$25,000.00	100.00%
10.5.2320.3101.901.1100	ADMINSTRATIVE FEES	\$5,600.00	\$839.45	\$12,321.09	(\$6,721.09)	\$0.00	(\$6,721.09)	-120.02%
10.5.2510.3101.901.1100	ADMINSTRATIVE FEES	\$0.00	\$16.40	\$339.70	(\$339.70)	\$0.00	(\$339.70)	0.00%
10.5.2510.3101.901.1120	ADMINSTRATIVE FEES	\$0.00	\$0.00	\$3.90	(\$3.90)	\$0.00	(\$3.90)	0.00%
10.5.2630.3104.901.1100	MIS SERVICES	\$2,500.00	\$0.00	\$4,781.55	(\$2,281.55)	\$0.00	(\$2,281.55)	-91.26%
10.5.2510.3107.901.1100	CONTRACTUAL SERVICES	\$200.00	\$0.00	\$0.00	\$200.00	\$0.00	\$200.00	100.00%
10.5.2540.3107.901.1100	CONTRACTUAL SERVICES	\$0.00	\$0.00	\$235.26	(\$235.26)	\$0.00	(\$235.26)	0.00%
10.5.2640.3107.901.1100	CONTRACTUAL SERVICES	\$600.00	\$1,800.00	\$8,050.00	(\$7,450.00)	\$0.00	(\$7,450.00)	-1241.67%
10.5.2640.3107.901.1120	CONTRACTUAL SERVICES	\$0.00	\$0.00	\$4,550.00	(\$4,550.00)	\$0.00	(\$4,550.00)	0.00%
10.5.2210.3120.901.1100	INSERVICE TRAINING-CONSULTANTS	\$35,000.00	\$0.00	\$26,153.98	\$8,846.02	\$0.00	\$8,846.02	25.27%
10.5.2320.3170.901.1100	AUDIT FEE-FINANCIAL	\$5,400.00	\$0.00	\$6,650.00	(\$1,250.00)	\$0.00	(\$1,250.00)	-23.15%
10.5.2520.3170.901.1100	AUDIT FEE-FINANCIAL	\$0.00	\$0.00	\$550.00	(\$550.00)	\$0.00	(\$550.00)	0.00%
10.5.2320.3172.901.1100	TREASURER'S FEE	\$21,600.00	\$0.00	\$16,978.43	\$4,621.57	\$0.00	\$4,621.57	21.40%
10.5.2320.3180.901.1100	LEGAL FEE-CONTRACTUAL	\$3,000.00	\$0.00	\$3,042.75	(\$42.75)	\$0.00	(\$42.75)	-1.43%
10.5.2320.3180.901.1120	LEGAL FEE-CONTRACTUAL	\$0.00	\$0.00	\$256.50	(\$256.50)	\$0.00	(\$256.50)	0.00%
10.5.2320.3194.901.1100	ARCHITECT FEES	\$1,500.00	\$0.00	\$1,350.00	\$150.00	\$0.00	\$150.00	10.00%
10.5.2540.3196.901.1100	CONTRACTUAL RELATED SERVICES	\$0.00	\$115.44	\$862.48	(\$862.48)	\$0.00	(\$862.48)	0.00%
10.5.2540.3196.901.1120	CONTRACTUAL RELATED SERVICES	\$0.00	\$0.00	\$1,474.00	(\$1,474.00)	\$0.00	(\$1,474.00)	0.00%
10.5.2320.3199.901.1100	TRANSLATION SERVICES	\$0.00	\$0.00	\$318.27	(\$318.27)	\$0.00	(\$318.27)	0.00%
10.5.2540.3210.901.1100	PROPERTY SERVICES-DISPOSAL	\$25,000.00	\$620.55	\$6,832.26	\$18,167.74	\$0.00	\$18,167.74	72.67%
10.5.2540.3220.901.1100	CUSTODIAL/CLEANING SERVICES	\$2,500.00	\$0.00	\$0.00	\$2,500.00	\$0.00	\$2,500.00	100.00%
10.5.2215.3230.901.1100	REPAIRS AND MAINTENANCE SERVIC	\$800.00	\$0.00	\$0.00	\$800.00	\$0.00	\$800.00	100.00%
10.5.2540.3230.901.1100	REPAIRS AND MAINTENANCE SERVIC	\$30,000.00	\$1,348.28	\$20,970.69	\$9,029.31	\$0.00	\$9,029.31	30.10%
10.5.2540.3230.901.2002	REPAIRS AND MAINTENANCE SERVIC	\$0.00	\$0.00	\$8,237.50	(\$8,237.50)	\$0.00	(\$8,237.50)	0.00%
10.5.2540.3230.901.4993	REPAIRS AND MAINTENANCE SERVIC	\$0.00	\$0.00	\$22,400.23	(\$22,400.23)	\$0.00	(\$22,400.23)	0.00%
10.5.2550.3230.901.1100	REPAIRS AND MAINTENANCE SERVIC	\$0.00	\$0.00	\$108.42	(\$108.42)	\$0.00	(\$108.42)	0.00%
10.5.2630.3230.901.1100	REPAIRS AND MAINTENANCE SERVIC	\$2,000.00	\$43.60	\$1,607.03	\$392.97	\$0.00	\$392.97	19.65%
10.5.2210.3250.901.1100	ROOM RENTALS	\$10,500.00	\$1,107.00	\$6,232.17	\$4,267.83	\$0.00	\$4,267.83	40.65%
10.5.2215.3251.901.1100	COPIER RENTAL	\$148.00	\$0.00	\$0.00	\$148.00	\$0.00	\$148.00	100.00%
10.5.2570.3251.901.1100	COPIER RENTAL	\$2,000.00	\$158.80	\$6,096.85	(\$4,096.85)	\$0.00	(\$4,096.85)	-204.84%
10.5.2210.3322.901.1100	EXPENSE REIMBURSEMENT	\$15,550.00	\$1,206.00	\$14,029.83	\$1,520.17	\$0.00	\$1,520.17	9.78%
10.5.2320.3322.901.1100	EXPENSE REIMBURSEMENT	\$50.00	\$0.00	\$0.00	\$50.00	\$0.00	\$50.00	100.00%
10.5.2210.3325.901.1100	CONFERENCE REGISTRATION	\$75,000.00	\$1,605.29	\$30,880.99	\$44,119.01	\$0.00	\$44,119.01	58.83%
10.5.2210.3325.901.4993	CONFERENCE REGISTRATION	\$0.00	\$0.00	\$6,198.00	(\$6,198.00)	\$2,800.00	(\$8,998.00)	0.00%

142

# LaGrange Area Dept. of Special Education

## Monthly Expenditures

From Date: 6/1/2024

To Date: 6/30/2024

Fiscal Year: 2023-2024

- Subtotal by Collapse Mask   
  Include pre encumbrance   
  Print accounts with zero balance   
  Filter Encumbrance Detail by Date Range  
 Exclude Inactive Accounts with zero balance

Account Number	Description	GL Budget	Range To Date	YTD	Balance	Encumbrance	Budget Balance	% Bud
10.5.2510.3325.901.1100	CONFERENCE REGISTRATION	\$0.00	\$0.00	\$2,255.00	(\$2,255.00)	\$0.00	(\$2,255.00)	0.00%
10.5.2210.3395.901.1100	CONFERENCE EXPENSE	\$55,000.00	\$0.00	\$23,358.70	\$31,641.30	\$0.00	\$31,641.30	57.53%
10.5.1200.3399.901.1100	TRAVEL LOCAL MILEAGE	\$1,070.00	\$0.00	\$0.00	\$1,070.00	\$0.00	\$1,070.00	100.00%
10.5.2210.3399.901.1100	TRAVEL LOCAL MILEAGE	\$500.00	\$155.72	\$921.31	(\$421.31)	\$0.00	(\$421.31)	-84.26%
10.5.2215.3399.901.1100	TRAVEL LOCAL MILEAGE	\$2,000.00	\$0.00	\$0.00	\$2,000.00	\$0.00	\$2,000.00	100.00%
10.5.2320.3399.901.1100	TRAVEL LOCAL MILEAGE	\$800.00	\$0.00	\$0.00	\$800.00	\$0.00	\$800.00	100.00%
10.5.2510.3399.901.1100	TRAVEL LOCAL MILEAGE	\$400.00	\$28.28	\$28.28	\$371.72	\$0.00	\$371.72	92.93%
10.5.2630.3399.901.1100	TRAVEL LOCAL MILEAGE	\$60.00	\$26.85	\$236.44	(\$176.44)	\$0.00	(\$176.44)	-294.07%
10.5.2130.3400.901.1100	COMMUNICATION-TELEPHONE	\$0.00	\$40.50	\$270.00	(\$270.00)	\$0.00	(\$270.00)	0.00%
10.5.2570.3400.901.1100	COMMUNICATION-TELEPHONE	\$5,000.00	\$1,249.72	\$6,293.45	(\$1,293.45)	\$0.00	(\$1,293.45)	-25.87%
10.5.2630.3400.901.1100	COMMUNICATION-TELEPHONE	\$1,600.00	\$0.00	\$0.00	\$1,600.00	\$0.00	\$1,600.00	100.00%
10.5.2570.3401.901.1100	COMMUNICATION-POSTAGE	\$500.00	\$0.00	\$1,504.28	(\$1,004.28)	\$0.00	(\$1,004.28)	-200.86%
10.5.2640.3502.901.1100	RECRUITING ADDS	\$500.00	\$296.67	\$2,941.33	(\$2,441.33)	\$0.00	(\$2,441.33)	-488.27%
10.5.2540.3700.901.1100	PROPERTY SERVICES-WATER SERVIC	\$2,000.00	\$279.84	\$2,097.83	(\$97.83)	\$0.00	(\$97.83)	-4.89%
10.5.2640.3801.901.1100	UNEMPLOYMENT SERVICE	\$0.00	\$0.00	\$180.00	(\$180.00)	\$0.00	(\$180.00)	0.00%
10.5.2640.3801.901.1120	UNEMPLOYMENT SERVICE	\$0.00	\$0.00	\$90.00	(\$90.00)	\$0.00	(\$90.00)	0.00%
10.5.2540.3820.901.1100	SCHOOL BOARD LIABILITY	\$23,500.00	\$0.00	\$0.00	\$23,500.00	\$0.00	\$23,500.00	100.00%
10.5.2320.3822.901.1100	INSURANCE	\$127,000.00	(\$9,466.50)	\$172,839.50	(\$45,839.50)	\$0.00	(\$45,839.50)	-36.09%
10.5.2210.3900.901.1100	SOFTWARE LICENSES	\$0.00	\$0.00	(\$1,356.40)	\$1,356.40	\$0.00	\$1,356.40	0.00%
10.5.1200.4100.901.4993	OFFICE SUPPLIES LESS \$499	\$0.00	\$0.00	\$289.00	(\$289.00)	\$0.00	(\$289.00)	0.00%
10.5.2210.4100.901.1100	OFFICE SUPPLIES LESS \$499	\$1,200.00	\$119.37	\$1,629.31	(\$429.31)	\$0.00	(\$429.31)	-35.78%
10.5.2215.4100.901.1100	OFFICE SUPPLIES LESS \$499	\$3,200.00	\$21.00	\$709.04	\$2,490.96	\$0.00	\$2,490.96	77.84%
10.5.2320.4100.901.1100	OFFICE SUPPLIES LESS \$499	\$200.00	\$202.04	\$1,166.56	(\$966.56)	\$0.00	(\$966.56)	-483.28%
10.5.2410.4100.901.1100	OFFICE SUPPLIES LESS \$499	\$0.00	\$0.00	\$0.00	\$0.00	\$15.98	(\$15.98)	0.00%
10.5.2510.4100.901.1100	OFFICE SUPPLIES LESS \$499	\$300.00	\$0.00	\$5,531.11	(\$5,231.11)	\$0.00	(\$5,231.11)	-1743.70%
10.5.2520.4100.901.1100	OFFICE SUPPLIES LESS \$499	\$0.00	\$0.00	\$81.00	(\$81.00)	\$0.00	(\$81.00)	0.00%
10.5.2520.4100.901.1120	OFFICE SUPPLIES LESS \$499	\$0.00	\$0.00	\$139.50	(\$139.50)	\$0.00	(\$139.50)	0.00%
10.5.2540.4100.901.1100	OFFICE SUPPLIES LESS \$499	\$10,000.00	\$7,298.39	\$29,474.98	(\$19,474.98)	\$0.00	(\$19,474.98)	-194.75%
10.5.2630.4100.901.1100	OFFICE SUPPLIES LESS \$499	\$400.00	\$0.00	\$505.36	(\$105.36)	\$0.00	(\$105.36)	-26.34%
10.5.2640.4100.901.1100	OFFICE SUPPLIES LESS \$499	\$0.00	\$0.00	\$289.53	(\$289.53)	\$0.00	(\$289.53)	0.00%
10.5.2630.4104.901.1100	INK	\$0.00	\$0.00	\$46.60	(\$46.60)	\$0.00	(\$46.60)	0.00%
10.5.2210.4300.901.1100	LIBRARY BOOKS	\$3,750.00	\$14.95	\$1,745.51	\$2,004.49	\$118.35	\$1,886.14	50.30%
10.5.2540.4600.901.1100	ELECTRICITY	\$0.00	\$4,770.14	\$37,115.23	(\$37,115.23)	\$0.00	(\$37,115.23)	0.00%
10.5.2215.4700.901.1100	SYSTEMS SOFTWARE	\$2,000.00	\$0.00	\$1,514.22	\$485.78	\$0.00	\$485.78	24.29%
10.5.2540.5400.901.1100	EQUIPMENT OVER \$5,000	\$30,000.00	\$0.00	\$14,127.00	\$15,873.00	\$0.00	\$15,873.00	52.91%
10.5.2210.6400.901.1100	DUES AND FEES	\$10,409.00	\$0.00	\$520.00	\$9,889.00	\$0.00	\$9,889.00	95.00%
10.5.2210.6400.901.1120	DUES AND FEES	\$0.00	\$0.00	\$875.00	(\$875.00)	\$0.00	(\$875.00)	0.00%
10.5.2320.6400.901.1100	DUES AND FEES	\$700.00	\$49.00	\$2,875.23	(\$2,175.23)	\$0.00	(\$2,175.23)	-310.75%
10.5.2540.6400.901.1100	DUES AND FEES	\$0.00	\$0.00	\$30.00	(\$30.00)	\$0.00	(\$30.00)	0.00%
10.5.2630.6400.901.1100	DUES AND FEES	\$0.00	\$0.00	\$224.00	(\$224.00)	\$0.00	(\$224.00)	0.00%
10.5.2640.6400.901.1100	DUES AND FEES	\$0.00	\$250.00	\$250.00	(\$250.00)	\$0.00	(\$250.00)	0.00%
10.5.1200.7000.901.4993	EQUIPMENT \$500 TO \$4999	\$0.00	\$0.00	\$11,930.42	(\$11,930.42)	\$0.00	(\$11,930.42)	0.00%
10.5.2215.7000.901.1100	EQUIPMENT \$500 TO \$4999	\$2,400.00	\$0.00	(\$375.00)	\$2,775.00	\$0.00	\$2,775.00	115.63%
10.5.2215.7000.901.4993	EQUIPMENT \$500 TO \$4999	\$0.00	\$0.00	\$5,787.90	(\$5,787.90)	\$0.00	(\$5,787.90)	0.00%
10.5.2510.7000.901.1100	EQUIPMENT \$500 TO \$4999	\$200.00	\$0.00	\$0.00	\$200.00	\$0.00	\$200.00	100.00%
10.5.2540.7000.901.1100	EQUIPMENT \$500 TO \$4999	\$6,000.00	\$0.00	\$3,532.83	\$2,467.17	\$0.00	\$2,467.17	41.12%
10.5.2630.7000.901.1100	EQUIPMENT \$500 TO \$4999	\$2,525.00	\$0.00	\$4,577.68	(\$2,052.68)	\$0.00	(\$2,052.68)	-81.29%
10.5.2630.1100.902.1100	SALARIES, NON CERTIFIED STAFF	\$0.00	\$0.00	\$71.89	(\$71.89)	\$0.00	(\$71.89)	0.00%
10.5.1200.2130.902.1100	FICA	\$0.00	\$0.21	\$1.61	(\$1.61)	\$0.00	(\$1.61)	0.00%
10.5.1200.2130.902.6100	FICA	\$0.00	\$0.20	\$1.52	(\$1.52)	\$0.00	(\$1.52)	0.00%

143

# LaGrange Area Dept. of Special Education

## Monthly Expenditures

From Date: 6/1/2024

To Date: 6/30/2024

Fiscal Year: 2023-2024

- Subtotal by Collapse Mask   
  Include pre encumbrance   
  Print accounts with zero balance   
  Filter Encumbrance Detail by Date Range  
 Exclude Inactive Accounts with zero balance

Account Number	Description	GL Budget	Range To Date	YTD	Balance	Encumbrance	Budget Balance	% Bud
10.5.1200.2140.902.1100	MEDICARE	\$0.00	\$0.06	\$0.46	(\$0.46)	\$0.00	(\$0.46)	0.00%
10.5.1200.2140.902.6100	MEDICARE	\$0.00	\$0.02	\$0.14	(\$0.14)	\$0.00	(\$0.14)	0.00%
10.5.2130.2140.902.1100	MEDICARE	\$0.00	\$0.58	\$3.81	(\$3.81)	\$0.00	(\$3.81)	0.00%
10.5.2410.2240.902.1100	LONGTERM CARE	\$0.00	\$0.00	\$3,363.28	(\$3,363.28)	\$0.00	(\$3,363.28)	0.00%
10.5.2630.3050.902.1100	APPS AND SOFTWARE	\$35,004.00	(\$147.50)	\$40,620.83	(\$5,616.83)	\$0.00	(\$5,616.83)	-16.05%
10.5.2215.3099.902.1100	INFINITEC FLOW-FEE	\$1,350.00	\$0.00	\$12,890.88	(\$11,540.88)	\$0.00	(\$11,540.88)	-854.88%
10.5.1400.3100.902.1100	PROFESSIONAL TECHNICAL SERVICE	\$600.00	\$0.00	\$0.00	\$600.00	\$0.00	\$600.00	100.00%
10.5.1400.3100.902.6100	PROFESSIONAL TECHNICAL SERVICE	\$0.00	\$320.00	\$640.00	(\$640.00)	\$0.00	(\$640.00)	0.00%
10.5.2210.3100.902.1100	PROFESSIONAL TECHNICAL SERVICE	\$0.00	\$0.00	\$900.00	(\$900.00)	\$0.00	(\$900.00)	0.00%
10.5.2320.3100.902.1100	PROFESSIONAL TECHNICAL SERVICE	\$1,200.00	\$0.00	\$0.00	\$1,200.00	\$0.00	\$1,200.00	100.00%
10.5.2550.3100.902.6110	PROFESSIONAL TECHNICAL SERVICE	\$0.00	\$3,865.68	\$15,738.84	(\$15,738.84)	\$0.00	(\$15,738.84)	0.00%
10.5.2320.3101.902.1100	ADMINISTRATIVE FEES	\$22,400.00	\$3,357.80	\$49,284.30	(\$26,884.30)	\$0.00	(\$26,884.30)	-120.02%
10.5.2510.3101.902.1100	ADMINISTRATIVE FEES	\$0.00	\$4.10	\$797.70	(\$797.70)	\$0.00	(\$797.70)	0.00%
10.5.2510.3101.902.1120	ADMINISTRATIVE FEES	\$0.00	\$0.00	\$15.60	(\$15.60)	\$0.00	(\$15.60)	0.00%
10.5.2630.3104.902.1100	MIS SERVICES	\$10,000.00	\$0.00	\$11,070.79	(\$1,070.79)	\$0.00	(\$1,070.79)	-10.71%
10.5.2510.3107.902.1100	CONTRACTUAL SERVICES	\$800.00	\$0.00	\$0.00	\$800.00	\$0.00	\$800.00	100.00%
10.5.2640.3107.902.1100	CONTRACTUAL SERVICES	\$2,400.00	\$0.00	\$0.00	\$2,400.00	\$0.00	\$2,400.00	100.00%
10.5.2630.3161.902.1100	COMPUTER LINE	\$2,000.00	\$0.00	\$0.00	\$2,000.00	\$0.00	\$2,000.00	100.00%
10.5.2320.3170.902.1100	AUDIT FEE-FINANCIAL	\$21,600.00	\$0.00	\$26,600.00	(\$5,000.00)	\$0.00	(\$5,000.00)	-23.15%
10.5.2320.3172.902.1100	TREASURER'S FEE	\$86,400.00	\$0.00	\$67,913.72	\$18,486.28	\$0.00	\$18,486.28	21.40%
10.5.2320.3180.902.1100	LEGAL FEE-CONTRACTUAL	\$12,000.00	\$707.50	\$11,349.75	\$650.25	\$0.00	\$650.25	5.42%
10.5.1400.3230.902.1100	REPAIRS AND MAINTENANCE SERVIC	\$25.00	\$0.00	\$0.00	\$25.00	\$0.00	\$25.00	100.00%
10.5.1400.3230.902.6110	REPAIRS AND MAINTENANCE SERVIC	\$15.00	\$0.00	\$6.34	\$8.66	\$0.00	\$8.66	57.73%
10.5.2215.3230.902.1100	REPAIRS AND MAINTENANCE SERVIC	\$100.00	\$0.00	\$0.00	\$100.00	\$0.00	\$100.00	100.00%
10.5.2540.3230.902.1100	REPAIRS AND MAINTENANCE SERVIC	\$0.00	\$88.99	\$1,268.89	(\$1,268.89)	\$0.00	(\$1,268.89)	0.00%
10.5.2630.3230.902.1100	REPAIRS AND MAINTENANCE SERVIC	\$1,600.00	\$174.40	\$2,238.09	(\$638.09)	\$0.00	(\$638.09)	-39.88%
10.5.2215.3251.902.1100	COPIER RENTAL	\$19.00	\$0.00	\$0.00	\$19.00	\$0.00	\$19.00	100.00%
10.5.2570.3251.902.1100	COPIER RENTAL	\$8,000.00	\$635.20	\$16,982.78	(\$8,982.78)	\$0.00	(\$8,982.78)	-112.28%
10.5.2320.3322.902.1100	EXPENSE REIMBURSEMENT	\$200.00	\$0.00	\$0.00	\$200.00	\$0.00	\$200.00	100.00%
10.5.2210.3325.902.6100	CONFERENCE REGISTRATION	\$0.00	\$0.00	\$150.00	(\$150.00)	\$0.00	(\$150.00)	0.00%
10.5.1200.3399.902.1100	TRAVEL LOCAL MILEAGE	\$0.00	\$3.51	\$26.91	(\$26.91)	\$0.00	(\$26.91)	0.00%
10.5.1200.3399.902.6100	TRAVEL LOCAL MILEAGE	\$0.00	\$3.51	\$26.91	(\$26.91)	\$0.00	(\$26.91)	0.00%
10.5.1400.3399.902.1100	TRAVEL LOCAL MILEAGE	\$125.00	\$0.00	\$0.00	\$125.00	\$0.00	\$125.00	100.00%
10.5.2215.3399.902.1100	TRAVEL LOCAL MILEAGE	\$250.00	\$0.00	\$0.00	\$250.00	\$0.00	\$250.00	100.00%
10.5.2320.3399.902.1100	TRAVEL LOCAL MILEAGE	\$3,200.00	\$0.00	\$0.00	\$3,200.00	\$0.00	\$3,200.00	100.00%
10.5.2510.3399.902.1100	TRAVEL LOCAL MILEAGE	\$1,600.00	\$0.00	\$0.00	\$1,600.00	\$0.00	\$1,600.00	100.00%
10.5.2630.3399.902.1100	TRAVEL LOCAL MILEAGE	\$0.00	\$13.22	\$123.20	(\$123.20)	\$0.00	(\$123.20)	0.00%
10.5.2630.3399.902.1120	TRAVEL LOCAL MILEAGE	\$0.00	\$0.00	\$36.75	(\$36.75)	\$0.00	(\$36.75)	0.00%
10.5.1400.3400.902.6110	COMMUNICATION-TELEPHONE	\$110.00	\$0.00	\$0.00	\$110.00	\$0.00	\$110.00	100.00%
10.5.2130.3400.902.1100	COMMUNICATION-TELEPHONE	\$0.00	\$40.50	\$270.00	(\$270.00)	\$0.00	(\$270.00)	0.00%
10.5.2215.3400.902.1100	COMMUNICATION-TELEPHONE	\$125.00	\$0.00	\$0.00	\$125.00	\$0.00	\$125.00	100.00%
10.5.2570.3400.902.1100	COMMUNICATION-TELEPHONE	\$24,000.00	\$2,243.09	\$11,295.97	\$12,704.03	\$0.00	\$12,704.03	52.93%
10.5.2215.3401.902.1100	COMMUNICATION-POSTAGE	\$35.00	\$0.00	\$0.00	\$35.00	\$0.00	\$35.00	100.00%
10.5.2570.3401.902.1100	COMMUNICATION-POSTAGE	\$3,000.00	\$0.00	\$1,331.78	\$1,668.22	\$0.00	\$1,668.22	55.61%
10.5.4950.3500.902.6100	MARKETING	\$0.00	\$0.00	\$26.74	(\$26.74)	\$0.00	(\$26.74)	0.00%
10.5.2640.3502.902.1100	RECRUITING ADDS	\$2,000.00	\$1,186.65	\$9,948.89	(\$7,948.89)	\$0.00	(\$7,948.89)	-397.44%
10.5.2640.3801.902.1100	UNEMPLOYMENT SERVICE	\$0.00	\$0.00	\$720.00	(\$720.00)	\$0.00	(\$720.00)	0.00%
10.5.2640.3801.902.1120	UNEMPLOYMENT SERVICE	\$0.00	\$0.00	\$360.00	(\$360.00)	\$0.00	(\$360.00)	0.00%
10.5.2320.3822.902.1100	INSURANCE	\$66,400.00	\$0.00	\$0.00	\$66,400.00	\$0.00	\$66,400.00	100.00%
10.5.1400.4100.902.1100	OFFICE SUPPLIES LESS \$499	\$65.00	\$0.00	\$0.00	\$65.00	\$0.00	\$65.00	100.00%

144

# LaGrange Area Dept. of Special Education

## Monthly Expenditures

From Date: 6/1/2024

To Date: 6/30/2024

Fiscal Year: 2023-2024

- Subtotal by Collapse Mask   
  Include pre encumbrance   
  Print accounts with zero balance   
  Filter Encumbrance Detail by Date Range  
 Exclude Inactive Accounts with zero balance

Account Number	Description	GL Budget	Range To Date	YTD	Balance	Encumbrance	Budget Balance	% Bud
10.5.1400.4100.902.6110	OFFICE SUPPLIES LESS \$499	\$225.00	\$0.00	\$0.00	\$225.00	\$0.00	\$225.00	100.00%
10.5.1400.4100.902.6220	OFFICE SUPPLIES LESS \$499	\$450.00	\$0.00	\$43.72	\$406.28	\$0.00	\$406.28	90.28%
10.5.2130.4100.902.1100	OFFICE SUPPLIES LESS \$499	\$1,500.00	\$0.00	\$154.23	\$1,345.77	\$0.00	\$1,345.77	89.72%
10.5.2215.4100.902.1100	OFFICE SUPPLIES LESS \$499	\$400.00	\$0.00	\$0.00	\$400.00	\$0.00	\$400.00	100.00%
10.5.2320.4100.902.1100	OFFICE SUPPLIES LESS \$499	\$800.00	\$158.35	\$3,819.48	(\$3,019.48)	\$0.00	(\$3,019.48)	-377.44%
10.5.2510.4100.902.1100	OFFICE SUPPLIES LESS \$499	\$1,200.00	\$0.00	\$80.69	\$1,119.31	\$0.00	\$1,119.31	93.28%
10.5.2630.4100.902.1100	OFFICE SUPPLIES LESS \$499	\$1,600.00	\$0.00	\$185.03	\$1,414.97	\$0.00	\$1,414.97	88.44%
10.5.4950.4100.902.6110	OFFICE SUPPLIES LESS \$499	\$0.00	\$0.00	\$138.53	(\$138.53)	\$0.00	(\$138.53)	0.00%
10.5.4505.4101.902.6100	SUPPLIES-MEETINGS	\$0.00	\$0.00	\$339.04	(\$339.04)	\$0.00	(\$339.04)	0.00%
10.5.4505.4101.902.6110	SUPPLIES-MEETINGS	\$0.00	\$0.00	\$94.63	(\$94.63)	\$0.00	(\$94.63)	0.00%
10.5.2630.4104.902.1100	INK	\$0.00	\$0.00	\$186.38	(\$186.38)	\$0.00	(\$186.38)	0.00%
10.5.4505.4120.902.6220	CLASSROOM MATERIALS 1	\$0.00	\$0.00	\$12.96	(\$12.96)	\$0.00	(\$12.96)	0.00%
10.5.2540.4199.902.1100	PPE/Covid Supplies	\$500.00	\$0.00	\$0.00	\$500.00	\$0.00	\$500.00	100.00%
10.5.2215.4700.902.1100	SYSTEMS SOFTWARE	\$250.00	\$0.00	\$0.00	\$250.00	\$0.00	\$250.00	100.00%
10.5.1400.6400.902.6110	DUES AND FEES	\$50.00	\$0.00	\$0.00	\$50.00	\$0.00	\$50.00	100.00%
10.5.2320.6400.902.1100	DUES AND FEES	\$2,800.00	\$0.00	\$0.00	\$2,800.00	\$0.00	\$2,800.00	100.00%
10.5.2630.6400.902.1100	DUES AND FEES	\$1,200.00	\$0.00	\$0.00	\$1,200.00	\$0.00	\$1,200.00	100.00%
10.5.1400.7000.902.6110	EQUIPMENT \$500 TO \$4999	\$180.00	\$0.00	\$0.00	\$180.00	\$0.00	\$180.00	100.00%
10.5.2215.7000.902.1100	EQUIPMENT \$500 TO \$4999	\$300.00	\$0.00	\$0.00	\$300.00	\$0.00	\$300.00	100.00%
10.5.2510.7000.902.1100	EQUIPMENT \$500 TO \$4999	\$800.00	\$0.00	\$0.00	\$800.00	\$0.00	\$800.00	100.00%
10.5.2630.7000.902.1100	EQUIPMENT \$500 TO \$4999	\$4,000.00	\$0.00	\$3,782.98	\$217.02	\$0.00	\$217.02	5.43%
10.5.2630.7000.902.6110	EQUIPMENT \$500 TO \$4999	\$0.00	\$0.00	\$1.62	(\$1.62)	\$0.00	(\$1.62)	0.00%
10.5.4950.1000.903.6110	SALARIES, CERTIFIED STAFF	\$0.00	\$0.00	\$418.32	(\$418.32)	\$0.00	(\$418.32)	0.00%
10.5.1400.1100.903.6110	SALARIES, NON CERTIFIED STAFF	\$0.00	\$0.00	\$782.90	(\$782.90)	\$0.00	(\$782.90)	0.00%
10.5.4950.1104.903.6110	AIDE SALARIES	\$0.00	\$0.00	\$290.00	(\$290.00)	\$0.00	(\$290.00)	0.00%
10.5.1400.1170.903.6220	SALARY-STUDENT	\$20,671.05	\$0.00	\$11,788.19	\$8,882.86	\$0.00	\$8,882.86	42.97%
10.5.4950.2120.903.6110	MUNICIPAL RETIREMENT	\$0.00	\$0.00	\$9.41	(\$9.41)	\$0.00	(\$9.41)	0.00%
10.5.1200.2130.903.1100	FICA	\$0.00	\$4.02	\$30.94	(\$30.94)	\$0.00	(\$30.94)	0.00%
10.5.1200.2130.903.6100	FICA	\$0.00	\$4.02	\$30.94	(\$30.94)	\$0.00	(\$30.94)	0.00%
10.5.4950.2130.903.6110	FICA	\$0.00	\$0.00	\$22.30	(\$22.30)	\$0.00	(\$22.30)	0.00%
10.5.1200.2140.903.1100	MEDICARE	\$0.00	\$0.94	\$7.24	(\$7.24)	\$0.00	(\$7.24)	0.00%
10.5.1200.2140.903.6100	MEDICARE	\$0.00	\$0.94	\$7.24	(\$7.24)	\$0.00	(\$7.24)	0.00%
10.5.1400.2140.903.6110	MEDICARE	\$0.00	\$0.00	\$11.35	(\$11.35)	\$0.00	(\$11.35)	0.00%
10.5.4950.2140.903.6100	MEDICARE	\$0.00	\$14.75	\$219.91	(\$219.91)	\$0.00	(\$219.91)	0.00%
10.5.4950.2140.903.6110	MEDICARE	\$0.00	\$0.00	\$5.22	(\$5.22)	\$0.00	(\$5.22)	0.00%
10.5.1400.3050.903.6110	APPS AND SOFTWARE	\$0.00	\$0.00	\$2,760.00	(\$2,760.00)	\$0.00	(\$2,760.00)	0.00%
10.5.1400.3100.903.1100	PROFESSIONAL TECHNICAL SERVICE	\$15,000.00	\$0.00	\$11,850.49	\$3,149.51	\$0.00	\$3,149.51	21.00%
10.5.4950.3100.903.6100	PROFESSIONAL TECHNICAL SERVICE	\$0.00	\$1,017.06	\$9,791.92	(\$9,791.92)	\$0.00	(\$9,791.92)	0.00%
10.5.1400.3104.903.6100	MIS SERVICES	\$0.00	\$0.00	\$580.50	(\$580.50)	\$0.00	(\$580.50)	0.00%
10.5.1400.3141.903.6110	STUDENT STIPENDS	\$15,675.00	\$0.00	\$13,028.00	\$2,647.00	\$0.00	\$2,647.00	16.89%
10.5.4950.3142.903.6110	LOW INCIDENT DIAGNOSTIC TESTIN	\$0.00	\$0.00	\$4,600.00	(\$4,600.00)	\$0.00	(\$4,600.00)	0.00%
10.5.1400.3230.903.1100	REPAIRS AND MAINTENANCE SERVIC	\$475.00	\$0.00	\$0.00	\$475.00	\$0.00	\$475.00	100.00%
10.5.1400.3230.903.6110	REPAIRS AND MAINTENANCE SERVIC	\$285.00	\$0.00	\$16.13	\$268.87	\$0.00	\$268.87	94.34%
10.5.1400.3250.903.6220	ROOM RENTALS	\$0.00	\$0.00	\$14,000.00	(\$14,000.00)	\$0.00	(\$14,000.00)	0.00%
10.5.1400.3310.903.1100	PUPIL TRANSPORTATION	\$2,299.00	\$0.00	\$11,897.97	(\$9,598.97)	\$0.00	(\$9,598.97)	-417.53%
10.5.1400.3310.903.6220	PUPIL TRANSPORTATION	\$0.00	\$0.00	\$8,040.00	(\$8,040.00)	\$0.00	(\$8,040.00)	0.00%
10.5.4950.3395.903.6110	CONFERENCE EXPENSE	\$0.00	\$0.00	\$1,300.00	(\$1,300.00)	\$0.00	(\$1,300.00)	0.00%
10.5.1200.3399.903.1100	TRAVEL LOCAL MILEAGE	\$0.00	\$66.89	\$513.09	(\$513.09)	\$0.00	(\$513.09)	0.00%
10.5.1200.3399.903.6100	TRAVEL LOCAL MILEAGE	\$0.00	\$66.89	\$513.09	(\$513.09)	\$0.00	(\$513.09)	0.00%
10.5.1400.3399.903.1100	TRAVEL LOCAL MILEAGE	\$2,375.00	145 \$0.00	\$0.00	\$2,375.00	\$0.00	\$2,375.00	100.00%

# LaGrange Area Dept. of Special Education

## Monthly Expenditures

From Date: 6/1/2024

To Date: 6/30/2024

Fiscal Year: 2023-2024

- Subtotal by Collapse Mask   
  Include pre encumbrance   
  Print accounts with zero balance   
  Filter Encumbrance Detail by Date Range  
 Exclude Inactive Accounts with zero balance

Account Number	Description	GL Budget	Range To Date	YTD	Balance	Encumbrance	Budget Balance	% Bud
10.5.1400.3399.903.6110	TRAVEL LOCAL MILEAGE	\$0.00	\$891.58	\$1,514.50	(\$1,514.50)	\$0.00	(\$1,514.50)	0.00%
10.5.1400.3400.903.6110	COMMUNICATION-TELEPHONE	\$2,090.00	\$0.00	\$47.97	\$2,042.03	\$0.00	\$2,042.03	97.70%
10.5.2570.3400.903.1100	COMMUNICATION-TELEPHONE	\$0.00	\$224.31	\$1,129.58	(\$1,129.58)	\$0.00	(\$1,129.58)	0.00%
10.5.2570.3401.903.1100	COMMUNICATION-POSTAGE	\$0.00	\$0.00	\$1,191.61	(\$1,191.61)	\$0.00	(\$1,191.61)	0.00%
10.5.1400.3500.903.6110	MARKETING	\$7,362.50	\$118.94	\$2,864.38	\$4,498.12	\$0.00	\$4,498.12	61.10%
10.5.4950.3500.903.6110	MARKETING	\$0.00	\$0.00	\$30.00	(\$30.00)	\$0.00	(\$30.00)	0.00%
10.5.1400.3600.903.6110	PRINTING AND BINDING	\$1,757.50	\$0.00	\$0.00	\$1,757.50	\$0.00	\$1,757.50	100.00%
10.5.1400.3800.903.6110	UNEMPLOYMENT	\$950.00	\$0.00	\$0.00	\$950.00	\$0.00	\$950.00	100.00%
10.5.1400.4100.903.1100	OFFICE SUPPLIES LESS \$499	\$2,000.00	\$0.00	\$278.13	\$1,721.87	\$0.00	\$1,721.87	86.09%
10.5.1400.4100.903.1120	OFFICE SUPPLIES LESS \$499	\$0.00	\$0.00	\$27.39	(\$27.39)	\$0.00	(\$27.39)	0.00%
10.5.1400.4100.903.6110	OFFICE SUPPLIES LESS \$499	\$5,000.00	\$0.00	\$514.99	\$4,485.01	\$0.00	\$4,485.01	89.70%
10.5.1400.4100.903.6220	OFFICE SUPPLIES LESS \$499	\$12,000.00	\$137.43	\$4,464.38	\$7,535.62	\$0.00	\$7,535.62	62.80%
10.5.1400.4101.903.6110	SUPPLIES-MEETINGS	\$380.00	\$679.15	\$1,877.03	(\$1,497.03)	\$0.00	(\$1,497.03)	-393.96%
10.5.1400.4101.903.6220	SUPPLIES-MEETINGS	\$0.00	\$0.00	\$26.62	(\$26.62)	\$0.00	(\$26.62)	0.00%
10.5.4950.4120.903.6110	CLASSROOM MATERIALS 1	\$0.00	\$0.00	\$56.94	(\$56.94)	\$0.00	(\$56.94)	0.00%
10.5.1400.6400.903.6110	DUES AND FEES	\$950.00	\$0.00	\$989.99	(\$39.99)	\$0.00	(\$39.99)	-4.21%
10.5.1400.7000.903.6110	EQUIPMENT \$500 TO \$4999	\$4,000.00	\$0.00	\$0.00	\$4,000.00	\$0.00	\$4,000.00	100.00%
10.5.2630.7000.903.6110	EQUIPMENT \$500 TO \$4999	\$0.00	\$0.00	\$30.65	(\$30.65)	\$0.00	(\$30.65)	0.00%
10.5.2115.1000.904.1100	SALARIES, CERTIFIED STAFF	\$0.00	\$28,935.11	\$115,740.29	(\$115,740.29)	\$0.00	(\$115,740.29)	0.00%
10.5.2115.2110.904.1100	TEACHER'S RETIREMENT (TRS)	\$0.00	\$361.68	\$1,446.72	(\$1,446.72)	\$0.00	(\$1,446.72)	0.00%
10.5.2115.2140.904.1100	MEDICARE	\$0.00	\$418.64	\$1,668.97	(\$1,668.97)	\$0.00	(\$1,668.97)	0.00%
10.5.2115.2210.904.1100	LIFE INSURANCE	\$0.00	\$9.16	\$111.30	(\$111.30)	\$0.00	(\$111.30)	0.00%
10.5.2115.2230.904.1100	DENTAL INSURANCE	\$0.00	\$133.78	\$1,338.70	(\$1,338.70)	\$0.00	(\$1,338.70)	0.00%
10.5.2540.1100.905.1100	SALARIES, NON CERTIFIED STAFF	\$78,567.07	\$11,516.29	\$81,232.42	(\$2,665.35)	\$0.00	(\$2,665.35)	-3.39%
10.5.2540.2120.905.1100	MUNICIPAL RETIREMENT	\$1,767.76	\$256.32	\$1,662.36	\$105.40	\$0.00	\$105.40	5.96%
10.5.2540.2130.905.1100	FICA	\$4,871.16	\$683.75	\$4,887.66	(\$16.50)	\$0.00	(\$16.50)	-0.34%
10.5.2570.2130.905.1100	FICA	\$0.00	\$7.17	\$54.69	(\$54.69)	\$0.00	(\$54.69)	0.00%
10.5.2540.2140.905.1100	MEDICARE	\$1,139.22	\$159.90	\$1,143.14	(\$3.92)	\$0.00	(\$3.92)	-0.34%
10.5.2570.2140.905.1100	MEDICARE	\$0.00	\$1.67	\$12.71	(\$12.71)	\$0.00	(\$12.71)	0.00%
10.5.2540.2210.905.1100	LIFE INSURANCE	\$414.00	\$9.66	\$55.43	\$358.57	\$0.00	\$358.57	86.61%
10.5.2540.2220.905.1100	MEDICAL INSURANCE	\$16,096.93	\$3,291.62	\$23,834.96	(\$7,738.03)	\$0.00	(\$7,738.03)	-48.07%
10.5.2540.2230.905.1100	DENTAL INSURANCE	\$1,087.21	\$213.78	\$1,540.32	(\$453.11)	\$0.00	(\$453.11)	-41.68%
10.5.2570.3400.905.1100	COMMUNICATION-TELEPHONE	\$0.00	\$117.40	\$900.00	(\$900.00)	\$0.00	(\$900.00)	0.00%
10.5.1207.1100.906.1100	SALARIES, NON CERTIFIED STAFF	\$0.00	\$8,475.99	\$77,340.43	(\$77,340.43)	\$0.00	(\$77,340.43)	0.00%
10.5.1200.1104.906.1100	AIDE SALARIES	\$0.00	\$2,398.73	\$23,987.03	(\$23,987.03)	\$0.00	(\$23,987.03)	0.00%
10.5.1207.1104.906.1100	AIDE SALARIES	\$340,822.17	\$28,781.03	\$118,248.91	\$222,573.26	\$0.00	\$222,573.26	65.30%
10.5.1200.2120.906.1100	MUNICIPAL RETIREMENT	\$0.00	\$53.97	\$545.68	(\$545.68)	\$0.00	(\$545.68)	0.00%
10.5.1207.2120.906.1100	MUNICIPAL RETIREMENT	\$7,668.50	\$838.29	\$4,405.21	\$3,263.29	\$0.00	\$3,263.29	42.55%
10.5.1200.2130.906.1100	FICA	\$0.00	\$148.72	\$1,487.20	(\$1,487.20)	\$0.00	(\$1,487.20)	0.00%
10.5.1207.2130.906.1100	FICA	\$21,130.97	\$2,171.10	\$10,977.92	\$10,153.05	\$0.00	\$10,153.05	48.05%
10.5.1200.2140.906.1100	MEDICARE	\$0.00	\$34.78	\$347.81	(\$347.81)	\$0.00	(\$347.81)	0.00%
10.5.1207.2140.906.1100	MEDICARE	\$4,941.92	\$507.73	\$2,567.23	\$2,374.69	\$0.00	\$2,374.69	48.05%
10.5.1200.2210.906.1100	LIFE INSURANCE	\$0.00	\$3.22	\$39.10	(\$39.10)	\$0.00	(\$39.10)	0.00%
10.5.1207.2210.906.1100	LIFE INSURANCE	\$1,794.00	\$28.98	\$273.24	\$1,520.76	\$0.00	\$1,520.76	84.77%
10.5.1207.2220.906.1100	MEDICAL INSURANCE	\$6,138.94	\$8,277.26	\$67,297.60	(\$61,158.66)	\$0.00	(\$61,158.66)	-996.24%
10.5.1207.2230.906.1100	DENTAL INSURANCE	\$89,845.41	\$421.10	\$4,216.60	\$85,628.81	\$0.00	\$85,628.81	95.31%
10.5.1200.3399.906.1100	TRAVEL LOCAL MILEAGE	\$0.00	\$0.00	\$27.84	(\$27.84)	\$0.00	(\$27.84)	0.00%
10.5.1207.3399.906.1100	TRAVEL LOCAL MILEAGE	\$0.00	\$18.76	\$278.91	(\$278.91)	\$0.00	(\$278.91)	0.00%
10.5.1207.1000.907.1100	SALARIES, CERTIFIED STAFF	\$442,106.04	\$58,785.47	\$239,636.14	\$202,469.90	\$0.00	\$202,469.90	45.80%
10.5.1207.2110.907.1100	TEACHER'S RETIREMENT (TRS)	\$6,631.59	\$733.64	\$2,948.03	\$3,683.56	\$0.00	\$3,683.56	55.55%

# LaGrange Area Dept. of Special Education

## Monthly Expenditures

From Date: 6/1/2024

To Date: 6/30/2024

Fiscal Year: 2023-2024

- Subtotal by Collapse Mask   
  Include pre encumbrance   
  Print accounts with zero balance   
  Filter Encumbrance Detail by Date Range  
 Exclude Inactive Accounts with zero balance

Account Number	Description	GL Budget	Range To Date	YTD	Balance	Encumbrance	Budget Balance	% Bud
10.5.1207.2120.907.1100	MUNICIPAL RETIREMENT	\$0.00	\$2.19	\$49.58	(\$49.58)	\$0.00	(\$49.58)	0.00%
10.5.1207.2130.907.1100	FICA	\$0.00	\$5.68	\$127.10	(\$127.10)	\$0.00	(\$127.10)	0.00%
10.5.1207.2140.907.1100	MEDICARE	\$6,410.54	\$840.62	\$3,349.11	\$3,061.43	\$0.00	\$3,061.43	47.76%
10.5.1207.2210.907.1100	LIFE INSURANCE	\$828.00	\$28.92	\$347.44	\$480.56	\$0.00	\$480.56	58.04%
10.5.1207.2220.907.1100	MEDICAL INSURANCE	\$48,059.79	\$3,033.00	\$30,050.96	\$18,008.83	\$0.00	\$18,008.83	37.47%
10.5.1207.2230.907.1100	DENTAL INSURANCE	\$3,062.02	\$187.29	\$1,990.55	\$1,071.47	\$0.00	\$1,071.47	34.99%
10.5.2510.1000.908.1100	SALARIES, CERTIFIED STAFF	\$120,000.00	\$0.00	\$0.00	\$120,000.00	\$0.00	\$120,000.00	100.00%
10.5.2510.2110.908.1100	TEACHER'S RETIREMENT (TRS)	\$14,088.00	\$0.00	\$0.00	\$14,088.00	\$0.00	\$14,088.00	100.00%
10.5.2570.2130.908.1100	FICA	\$0.00	\$6.60	\$52.35	(\$52.35)	\$0.00	(\$52.35)	0.00%
10.5.2510.2140.908.1100	MEDICARE	\$1,740.00	\$0.00	\$0.00	\$1,740.00	\$0.00	\$1,740.00	100.00%
10.5.2570.2140.908.1100	MEDICARE	\$0.00	\$5.06	\$40.38	(\$40.38)	\$0.00	(\$40.38)	0.00%
10.5.2510.2210.908.1100	LIFE INSURANCE	\$2,000.00	\$0.00	\$0.00	\$2,000.00	\$0.00	\$2,000.00	100.00%
10.5.2510.2220.908.1100	MEDICAL INSURANCE	\$31,359.25	\$0.00	\$0.00	\$31,359.25	\$0.00	\$31,359.25	100.00%
10.5.2510.2230.908.1100	DENTAL INSURANCE	\$634.82	\$0.00	\$0.00	\$634.82	\$0.00	\$634.82	100.00%
10.5.2510.3230.908.1100	REPAIRS AND MAINTENANCE SERVIC	\$0.00	\$0.00	\$181.99	(\$181.99)	\$0.00	(\$181.99)	0.00%
10.5.2510.3322.908.1100	EXPENSE REIMBURSEMENT	\$0.00	\$0.00	\$472.00	(\$472.00)	\$0.00	(\$472.00)	0.00%
10.5.2570.3399.908.1100	TRAVEL LOCAL MILEAGE	\$0.00	\$135.50	\$1,080.00	(\$1,080.00)	\$0.00	(\$1,080.00)	0.00%
10.5.2570.3400.908.1100	COMMUNICATION-TELEPHONE	\$0.00	\$225.30	\$1,800.00	(\$1,800.00)	\$0.00	(\$1,800.00)	0.00%
10.5.2640.1100.909.1100	SALARIES, NON CERTIFIED STAFF	\$110,000.00	\$13,750.07	\$110,412.50	(\$412.50)	\$0.00	(\$412.50)	-0.38%
10.5.2640.2120.909.1100	MUNICIPAL RETIREMENT	\$7,425.00	\$928.12	\$7,481.23	(\$56.23)	\$0.00	(\$56.23)	-0.76%
10.5.2640.2130.909.1100	FICA	\$6,820.00	\$848.55	\$6,762.91	\$57.09	\$0.00	\$57.09	0.84%
10.5.2640.2140.909.1100	MEDICARE	\$1,595.00	\$198.46	\$1,581.64	\$13.36	\$0.00	\$13.36	0.84%
10.5.2640.2210.909.1100	LIFE INSURANCE	\$138.00	\$9.64	\$113.04	\$24.96	\$0.00	\$24.96	18.09%
10.5.2640.2220.909.1100	MEDICAL INSURANCE	\$16,096.93	\$1,801.24	\$17,873.44	(\$1,776.51)	\$0.00	(\$1,776.51)	-11.04%
10.5.2640.2230.909.1100	DENTAL INSURANCE	\$1,087.21	\$114.20	\$1,142.00	(\$54.79)	\$0.00	(\$54.79)	-5.04%
10.5.2640.3399.909.1100	TRAVEL LOCAL MILEAGE	\$0.00	\$135.00	\$1,080.00	(\$1,080.00)	\$0.00	(\$1,080.00)	0.00%
10.5.2640.3400.909.1100	COMMUNICATION-TELEPHONE	\$0.00	\$112.50	\$900.00	(\$900.00)	\$0.00	(\$900.00)	0.00%
10.5.2210.2140.910.1100	MEDICARE	\$0.00	\$1.93	\$15.40	(\$15.40)	\$0.00	(\$15.40)	0.00%
10.5.2210.3399.910.1100	TRAVEL LOCAL MILEAGE	\$0.00	\$135.00	\$1,080.00	(\$1,080.00)	\$0.00	(\$1,080.00)	0.00%
10.5.1207.1100.911.1100	SALARIES, NON CERTIFIED STAFF	\$0.00	\$6,140.66	\$24,623.05	(\$24,623.05)	\$0.00	(\$24,623.05)	0.00%
10.5.2610.1100.911.1100	SALARIES, NON CERTIFIED STAFF	\$471,114.08	\$63,228.04	\$437,200.36	\$33,913.72	\$0.00	\$33,913.72	7.20%
10.5.1207.2120.911.1100	MUNICIPAL RETIREMENT	\$0.00	\$138.15	\$556.46	(\$556.46)	\$0.00	(\$556.46)	0.00%
10.5.2610.2120.911.1100	MUNICIPAL RETIREMENT	\$10,600.07	\$1,422.66	\$9,812.60	\$787.47	\$0.00	\$787.47	7.43%
10.5.1207.2130.911.1100	FICA	\$0.00	\$379.99	\$1,519.46	(\$1,519.46)	\$0.00	(\$1,519.46)	0.00%
10.5.2610.2130.911.1100	FICA	\$29,209.07	\$3,765.51	\$25,777.57	\$3,431.50	\$0.00	\$3,431.50	11.75%
10.5.1207.2140.911.1100	MEDICARE	\$0.00	\$88.86	\$355.37	(\$355.37)	\$0.00	(\$355.37)	0.00%
10.5.2610.2140.911.1100	MEDICARE	\$6,831.15	\$880.62	\$6,028.49	\$802.66	\$0.00	\$802.66	11.75%
10.5.1207.2210.911.1100	LIFE INSURANCE	\$0.00	\$4.83	\$39.33	(\$39.33)	\$0.00	(\$39.33)	0.00%
10.5.2610.2210.911.1100	LIFE INSURANCE	\$1,380.00	\$53.12	\$441.41	\$938.59	\$0.00	\$938.59	68.01%
10.5.2610.2220.911.1100	MEDICAL INSURANCE	\$170,360.53	\$14,288.74	\$134,409.50	\$35,951.03	\$0.00	\$35,951.03	21.10%
10.5.1207.2230.911.1100	DENTAL INSURANCE	\$0.00	\$46.47	\$465.15	(\$465.15)	\$0.00	(\$465.15)	0.00%
10.5.2610.2230.911.1100	DENTAL INSURANCE	\$10,840.35	\$1,026.28	\$8,978.77	\$1,861.58	\$0.00	\$1,861.58	17.17%
10.5.1207.3399.911.1100	TRAVEL LOCAL MILEAGE	\$0.00	\$0.00	\$24.33	(\$24.33)	\$0.00	(\$24.33)	0.00%
10.5.2610.3399.911.1100	TRAVEL LOCAL MILEAGE	\$0.00	\$69.95	\$234.54	(\$234.54)	\$0.00	(\$234.54)	0.00%
10.5.2610.3399.911.1120	TRAVEL LOCAL MILEAGE	\$0.00	\$0.00	\$27.51	(\$27.51)	\$0.00	(\$27.51)	0.00%
10.5.2320.4100.911.1100	OFFICE SUPPLIES LESS \$499	\$0.00	\$0.00	\$62.64	(\$62.64)	\$0.00	(\$62.64)	0.00%
10.5.1400.1100.912.1100	SALARIES, NON CERTIFIED STAFF	\$0.00	\$5,852.23	\$46,679.60	(\$46,679.60)	\$0.00	(\$46,679.60)	0.00%
10.5.1400.1100.912.6100	SALARIES, NON CERTIFIED STAFF	\$234,934.79	\$13,153.62	\$104,754.54	\$130,180.25	\$0.00	\$130,180.25	55.41%
10.5.1400.2120.912.1100	MUNICIPAL RETIREMENT	\$0.00	\$131.67	\$1,055.13	(\$1,055.13)	\$0.00	(\$1,055.13)	0.00%
10.5.1400.2120.912.6100	MUNICIPAL RETIREMENT	\$5,499.37	\$295.98	\$2,377.94	\$3,121.43	\$0.00	\$3,121.43	56.76%

147

# LaGrange Area Dept. of Special Education

## Monthly Expenditures

From Date: 6/1/2024

To Date: 6/30/2024

Fiscal Year: 2023-2024

- Subtotal by Collapse Mask   
  Include pre encumbrance   
  Print accounts with zero balance   
  Filter Encumbrance Detail by Date Range  
 Exclude Inactive Accounts with zero balance

Account Number	Description	GL Budget	Range To Date	YTD	Balance	Encumbrance	Budget Balance	% Bud
10.5.1400.2130.912.1100	FICA	\$0.00	\$362.85	\$2,894.22	(\$2,894.22)	\$0.00	(\$2,894.22)	0.00%
10.5.1400.2130.912.6100	FICA	\$15,153.81	\$785.33	\$6,194.48	\$8,959.33	\$0.00	\$8,959.33	59.12%
10.5.1400.2140.912.1100	MEDICARE	\$0.00	\$84.87	\$676.95	(\$676.95)	\$0.00	(\$676.95)	0.00%
10.5.1400.2140.912.6100	MEDICARE	\$3,406.55	\$183.67	\$1,448.81	\$1,957.74	\$0.00	\$1,957.74	57.47%
10.5.1400.2210.912.1100	LIFE INSURANCE	\$0.00	\$4.83	\$39.33	(\$39.33)	\$0.00	(\$39.33)	0.00%
10.5.1400.2210.912.6100	LIFE INSURANCE	\$690.00	\$9.66	\$78.66	\$611.34	\$0.00	\$611.34	88.60%
10.5.1400.2220.912.6100	MEDICAL INSURANCE	\$40,429.78	\$2,211.28	\$22,942.08	\$17,487.70	\$0.00	\$17,487.70	43.25%
10.5.1400.2230.912.6100	DENTAL INSURANCE	\$4,671.98	\$146.04	\$1,460.94	\$3,211.04	\$0.00	\$3,211.04	68.73%
10.5.1400.3399.912.1100	TRAVEL LOCAL MILEAGE	\$0.00	\$50.39	\$516.79	(\$516.79)	\$0.00	(\$516.79)	0.00%
10.5.1400.3399.912.1120	TRAVEL LOCAL MILEAGE	\$0.00	\$0.00	\$59.61	(\$59.61)	\$0.00	(\$59.61)	0.00%
10.5.1400.3399.912.6100	TRAVEL LOCAL MILEAGE	\$0.00	\$101.71	\$470.32	(\$470.32)	\$0.00	(\$470.32)	0.00%
10.5.2320.1100.913.1100	SALARIES, NON CERTIFIED STAFF	\$50,923.20	\$4,635.00	\$37,080.00	\$13,843.20	\$0.00	\$13,843.20	27.18%
10.5.2320.2120.913.1100	MUNICIPAL RETIREMENT	\$1,145.77	\$104.28	\$838.11	\$307.66	\$0.00	\$307.66	26.85%
10.5.2320.2130.913.1100	FICA	\$3,157.24	\$274.58	\$2,172.03	\$985.21	\$0.00	\$985.21	31.20%
10.5.2320.2140.913.1100	MEDICARE	\$738.39	\$64.22	\$507.96	\$230.43	\$0.00	\$230.43	31.21%
10.5.2320.2210.913.1100	LIFE INSURANCE	\$138.00	\$4.83	\$39.33	\$98.67	\$0.00	\$98.67	71.50%
10.5.2320.2220.913.1100	MEDICAL INSURANCE	\$24,773.80	\$720.88	\$7,153.20	\$17,620.60	\$0.00	\$17,620.60	71.13%
10.5.2320.2230.913.1100	DENTAL INSURANCE	\$1,538.46	\$46.47	\$465.15	\$1,073.31	\$0.00	\$1,073.31	69.77%
10.5.2320.1000.914.1100	SALARIES, CERTIFIED STAFF	\$191,889.00	\$24,102.51	\$192,820.50	(\$931.50)	\$0.00	(\$931.50)	-0.49%
10.5.2320.2110.914.1100	TEACHER'S RETIREMENT (TRS)	\$22,527.77	\$2,953.22	\$23,625.83	(\$1,098.06)	\$0.00	(\$1,098.06)	-4.87%
10.5.2320.2140.914.1100	MEDICARE	\$2,782.39	\$349.05	\$2,791.59	(\$9.20)	\$0.00	(\$9.20)	-0.33%
10.5.2320.2210.914.1100	LIFE INSURANCE	\$2,000.00	\$31.68	\$316.80	\$1,683.20	\$0.00	\$1,683.20	84.16%
10.5.2320.2220.914.1100	MEDICAL INSURANCE	\$20,121.17	\$1,801.24	\$17,873.44	\$2,247.73	\$0.00	\$2,247.73	11.17%
10.5.2320.2230.914.1100	DENTAL INSURANCE	\$1,359.01	\$114.20	\$1,142.00	\$217.01	\$0.00	\$217.01	15.97%
10.5.1207.1100.915.1000	SALARIES, NON CERTIFIED STAFF	\$0.00	\$0.00	\$60.00	(\$60.00)	\$0.00	(\$60.00)	0.00%
10.5.1207.1100.915.1100	SALARIES, NON CERTIFIED STAFF	\$485,397.72	\$46,929.61	\$197,556.13	\$287,841.59	\$0.00	\$287,841.59	59.30%
10.5.1207.1104.915.1100	AIDE SALARIES	\$0.00	\$76,141.84	\$323,313.47	(\$323,313.47)	\$0.00	(\$323,313.47)	0.00%
10.5.1207.2110.915.1100	TEACHER'S RETIREMENT (TRS)	\$0.00	\$0.00	\$1.66	(\$1.66)	\$0.00	(\$1.66)	0.00%
10.5.1207.2120.915.1000	MUNICIPAL RETIREMENT	\$0.00	\$0.00	\$1.35	(\$1.35)	\$0.00	(\$1.35)	0.00%
10.5.1207.2120.915.1100	MUNICIPAL RETIREMENT	\$10,921.45	\$2,769.17	\$11,742.47	(\$821.02)	\$0.00	(\$821.02)	-7.52%
10.5.1207.2130.915.1000	FICA	\$0.00	\$0.00	\$3.32	(\$3.32)	\$0.00	(\$3.32)	0.00%
10.5.1207.2130.915.1100	FICA	\$30,094.66	\$7,413.34	\$30,056.76	\$37.90	\$0.00	\$37.90	0.13%
10.5.1207.2140.915.1000	MEDICARE	\$0.00	\$0.00	\$0.78	(\$0.78)	\$0.00	(\$0.78)	0.00%
10.5.1207.2140.915.1100	MEDICARE	\$7,038.27	\$1,733.79	\$7,031.30	\$6.97	\$0.00	\$6.97	0.10%
10.5.1207.2210.915.1100	LIFE INSURANCE	\$1,518.00	\$48.30	\$402.96	\$1,115.04	\$0.00	\$1,115.04	73.45%
10.5.1207.2220.915.1100	MEDICAL INSURANCE	\$103,671.63	\$10,387.66	\$108,352.08	(\$4,680.45)	\$0.00	(\$4,680.45)	-4.51%
10.5.1207.2230.915.1100	DENTAL INSURANCE	\$6,759.99	\$671.89	\$6,970.27	(\$210.28)	\$0.00	(\$210.28)	-3.11%
10.5.1207.3399.915.1100	TRAVEL LOCAL MILEAGE	\$0.00	\$184.41	\$1,564.66	(\$1,564.66)	\$0.00	(\$1,564.66)	0.00%
10.5.2131.1100.916.1100	SALARIES, NON CERTIFIED STAFF	\$3,118,387.29	\$614,913.06	\$2,974,104.36	\$144,282.93	\$0.00	\$144,282.93	4.63%
10.5.2131.2120.916.1100	MUNICIPAL RETIREMENT	\$70,163.71	\$13,835.55	\$67,286.92	\$2,876.79	\$0.00	\$2,876.79	4.10%
10.5.2131.2130.916.1100	FICA	\$193,340.01	\$37,126.34	\$174,452.65	\$18,887.36	\$0.00	\$18,887.36	9.77%
10.5.2131.2140.916.1100	MEDICARE	\$45,216.62	\$8,682.62	\$40,798.79	\$4,417.83	\$0.00	\$4,417.83	9.77%
10.5.2131.2210.916.1100	LIFE INSURANCE	\$6,210.00	\$385.60	\$4,598.24	\$1,611.76	\$0.00	\$1,611.76	25.95%
10.5.2131.2220.916.1100	MEDICAL INSURANCE	\$644,780.53	\$52,292.33	\$522,772.72	\$122,007.81	\$0.00	\$122,007.81	18.92%
10.5.2131.2230.916.1100	DENTAL INSURANCE	\$38,320.03	\$2,821.76	\$28,631.53	\$9,688.50	\$0.00	\$9,688.50	25.28%
10.5.2131.3399.916.1100	TRAVEL LOCAL MILEAGE	\$0.00	\$275.20	\$1,725.61	(\$1,725.61)	\$0.00	(\$1,725.61)	0.00%
10.5.1200.1100.917.1000	SALARIES, NON CERTIFIED STAFF	\$0.00	\$4,668.31	\$16,416.89	(\$16,416.89)	\$0.00	(\$16,416.89)	0.00%
10.5.1200.1100.917.1100	SALARIES, NON CERTIFIED STAFF	\$2,383,307.93	\$322,302.81	\$2,102,755.71	\$280,552.22	\$0.00	\$280,552.22	11.77%
10.5.1200.1100.917.1120	SALARIES, NON CERTIFIED STAFF	\$0.00	\$0.00	\$1,500.00	(\$1,500.00)	\$0.00	(\$1,500.00)	0.00%
10.5.1200.1100.917.4993	SALARIES, NON CERTIFIED STAFF	\$0.00	\$8,958.32	\$29,343.31	(\$29,343.31)	\$0.00	(\$29,343.31)	0.00%

148

# LaGrange Area Dept. of Special Education

## Monthly Expenditures

From Date: 6/1/2024

To Date: 6/30/2024

Fiscal Year: 2023-2024

- Subtotal by Collapse Mask   
  Include pre encumbrance   
  Print accounts with zero balance   
  Filter Encumbrance Detail by Date Range  
 Exclude Inactive Accounts with zero balance

Account Number	Description	GL Budget	Range To Date	YTD	Balance	Encumbrance	Budget Balance	% Bud
10.5.1400.1100.917.6220	SALARIES, NON CERTIFIED STAFF	\$35,453.73	\$0.00	\$0.00	\$35,453.73	\$0.00	\$35,453.73	100.00%
10.5.1200.1104.917.1100	AIDE SALARIES	\$0.00	\$7,068.77	\$43,306.38	(\$43,306.38)	\$0.00	(\$43,306.38)	0.00%
10.5.1200.2110.917.1100	TEACHER'S RETIREMENT (TRS)	\$0.00	\$23.55	\$186.11	(\$186.11)	\$0.00	(\$186.11)	0.00%
10.5.1200.2110.917.4993	TEACHER'S RETIREMENT (TRS)	\$0.00	\$9.38	\$53.68	(\$53.68)	\$0.00	(\$53.68)	0.00%
10.5.1200.2120.917.1000	MUNICIPAL RETIREMENT	\$0.00	\$105.02	\$371.24	(\$371.24)	\$0.00	(\$371.24)	0.00%
10.5.1200.2120.917.1100	MUNICIPAL RETIREMENT	\$53,624.43	\$7,237.79	\$47,489.26	\$6,135.17	\$0.00	\$6,135.17	11.44%
10.5.1200.2120.917.1120	MUNICIPAL RETIREMENT	\$0.00	\$0.00	\$33.75	(\$33.75)	\$0.00	(\$33.75)	0.00%
10.5.1200.2120.917.4993	MUNICIPAL RETIREMENT	\$0.00	\$184.70	\$557.76	(\$557.76)	\$0.00	(\$557.76)	0.00%
10.5.1400.2120.917.6220	MUNICIPAL RETIREMENT	\$797.71	\$0.00	\$0.00	\$797.71	\$0.00	\$797.71	100.00%
10.5.1200.2130.917.1000	FICA	\$0.00	\$289.39	\$1,017.49	(\$1,017.49)	\$0.00	(\$1,017.49)	0.00%
10.5.1200.2130.917.1100	FICA	\$147,765.09	\$19,860.31	\$127,622.80	\$20,142.29	\$0.00	\$20,142.29	13.63%
10.5.1200.2130.917.1120	FICA	\$0.00	\$0.00	\$93.00	(\$93.00)	\$0.00	(\$93.00)	0.00%
10.5.1200.2130.917.4993	FICA	\$0.00	\$496.74	\$1,517.51	(\$1,517.51)	\$0.00	(\$1,517.51)	0.00%
10.5.1400.2130.917.6220	FICA	\$2,198.13	\$0.00	\$0.00	\$2,198.13	\$0.00	\$2,198.13	100.00%
10.5.1200.2140.917.1000	MEDICARE	\$0.00	\$67.66	\$237.92	(\$237.92)	\$0.00	(\$237.92)	0.00%
10.5.1200.2140.917.1100	MEDICARE	\$34,557.97	\$4,644.75	\$29,847.38	\$4,710.59	\$0.00	\$4,710.59	13.63%
10.5.1200.2140.917.1120	MEDICARE	\$0.00	\$0.00	\$21.75	(\$21.75)	\$0.00	(\$21.75)	0.00%
10.5.1200.2140.917.4993	MEDICARE	\$0.00	\$127.04	\$416.31	(\$416.31)	\$0.00	(\$416.31)	0.00%
10.5.1400.2140.917.6220	MEDICARE	\$514.08	\$0.00	\$0.00	\$514.08	\$0.00	\$514.08	100.00%
10.5.1200.2210.917.1000	LIFE INSURANCE	\$0.00	\$4.83	\$37.03	(\$37.03)	\$0.00	(\$37.03)	0.00%
10.5.1200.2210.917.1100	LIFE INSURANCE	\$15,594.00	\$383.29	\$3,842.63	\$11,751.37	\$0.00	\$11,751.37	75.36%
10.5.1400.2210.917.6220	LIFE INSURANCE	\$138.00	\$0.00	\$0.00	\$138.00	\$0.00	\$138.00	100.00%
10.5.1200.2220.917.1100	MEDICAL INSURANCE	\$377,558.23	\$33,068.49	\$332,935.16	\$44,623.07	\$0.00	\$44,623.07	11.82%
10.5.1400.2220.917.6220	MEDICAL INSURANCE	\$7,893.98	\$0.00	\$0.00	\$7,893.98	\$0.00	\$7,893.98	100.00%
10.5.1200.2230.917.1100	DENTAL INSURANCE	\$31,509.33	\$2,807.37	\$26,353.56	\$5,155.77	\$0.00	\$5,155.77	16.36%
10.5.1400.2230.917.6220	DENTAL INSURANCE	\$507.85	\$0.00	\$0.00	\$507.85	\$0.00	\$507.85	100.00%
10.5.1200.3399.917.1100	TRAVEL LOCAL MILEAGE	\$0.00	\$184.19	\$1,338.15	(\$1,338.15)	\$0.00	(\$1,338.15)	0.00%
10.5.2132.1000.918.1100	SALARIES, CERTIFIED STAFF	\$0.00	\$0.00	\$315.90	(\$315.90)	\$0.00	(\$315.90)	0.00%
10.5.2132.1100.918.1100	SALARIES, NON CERTIFIED STAFF	\$1,187,501.71	\$261,218.88	\$1,248,005.11	(\$60,503.40)	\$0.00	(\$60,503.40)	-5.10%
10.5.2132.2120.918.1100	MUNICIPAL RETIREMENT	\$114,000.16	\$5,877.42	\$28,270.32	\$85,729.84	\$0.00	\$85,729.84	75.20%
10.5.2132.2130.918.1100	FICA	\$73,625.11	\$15,729.05	\$72,847.31	\$777.80	\$0.00	\$777.80	1.06%
10.5.2132.2140.918.1100	MEDICARE	\$17,218.77	\$3,678.58	\$17,037.02	\$181.75	\$0.00	\$181.75	1.06%
10.5.2132.2210.918.1100	LIFE INSURANCE	\$2,346.00	\$134.96	\$1,588.14	\$757.86	\$0.00	\$757.86	32.30%
10.5.2132.2220.918.1100	MEDICAL INSURANCE	\$214,778.20	\$19,711.14	\$198,037.06	\$16,741.14	\$0.00	\$16,741.14	7.79%
10.5.2132.2230.918.1100	DENTAL INSURANCE	\$13,323.38	\$1,125.16	\$11,259.16	\$2,064.22	\$0.00	\$2,064.22	15.49%
10.5.2132.3399.918.1100	TRAVEL LOCAL MILEAGE	\$0.00	\$315.08	\$2,104.19	(\$2,104.19)	\$0.00	(\$2,104.19)	0.00%
10.5.2132.1100.919.1100	SALARIES, NON CERTIFIED STAFF	\$0.00	\$7,282.15	\$24,273.81	(\$24,273.81)	\$0.00	(\$24,273.81)	0.00%
10.5.2410.1100.919.1100	SALARIES, NON CERTIFIED STAFF	\$397,022.97	\$19,157.22	\$188,065.17	\$208,957.80	\$0.00	\$208,957.80	52.63%
10.5.2132.2120.919.1100	MUNICIPAL RETIREMENT	\$0.00	\$163.83	\$546.11	(\$546.11)	\$0.00	(\$546.11)	0.00%
10.5.2410.2120.919.1100	MUNICIPAL RETIREMENT	\$8,933.02	\$431.04	\$4,297.53	\$4,635.49	\$0.00	\$4,635.49	51.89%
10.5.2132.2130.919.1100	FICA	\$0.00	\$448.15	\$1,518.99	(\$1,518.99)	\$0.00	(\$1,518.99)	0.00%
10.5.2410.2130.919.1100	FICA	\$24,615.42	\$1,177.36	\$11,459.63	\$13,155.79	\$0.00	\$13,155.79	53.45%
10.5.2132.2140.919.1100	MEDICARE	\$0.00	\$104.81	\$355.25	(\$355.25)	\$0.00	(\$355.25)	0.00%
10.5.2410.2140.919.1100	MEDICARE	\$5,756.83	\$275.34	\$2,680.06	\$3,076.77	\$0.00	\$3,076.77	53.45%
10.5.2132.2210.919.1100	LIFE INSURANCE	\$0.00	\$4.82	\$21.69	(\$21.69)	\$0.00	(\$21.69)	0.00%
10.5.2410.2210.919.1100	LIFE INSURANCE	\$552.00	\$14.46	\$212.71	\$339.29	\$0.00	\$339.29	61.47%
10.5.2132.2220.919.1100	MEDICAL INSURANCE	\$0.00	\$900.62	\$4,052.79	(\$4,052.79)	\$0.00	(\$4,052.79)	0.00%
10.5.2410.2220.919.1100	MEDICAL INSURANCE	\$103,589.23	\$3,738.04	\$41,975.81	\$61,613.42	\$0.00	\$61,613.42	59.48%
10.5.2132.2230.919.1100	DENTAL INSURANCE	\$0.00	\$57.10	\$256.95	(\$256.95)	\$0.00	(\$256.95)	0.00%
10.5.2410.2230.919.1100	DENTAL INSURANCE	\$6,471.81	\$233.22	\$2,646.43	\$3,825.38	\$0.00	\$3,825.38	59.11%

149

# LaGrange Area Dept. of Special Education

## Monthly Expenditures

From Date: 6/1/2024

To Date: 6/30/2024

Fiscal Year: 2023-2024

- Subtotal by Collapse Mask   
  Include pre encumbrance   
  Print accounts with zero balance   
  Filter Encumbrance Detail by Date Range  
 Exclude Inactive Accounts with zero balance

Account Number	Description	GL Budget	Range To Date	YTD	Balance	Encumbrance	Budget Balance	% Bud
10.5.2132.3399.919.1100	TRAVEL LOCAL MILEAGE	\$0.00	\$135.00	\$1,080.00	(\$1,080.00)	\$0.00	(\$1,080.00)	0.00%
10.5.2410.3399.919.1100	TRAVEL LOCAL MILEAGE	\$0.00	\$135.00	\$1,080.00	(\$1,080.00)	\$0.00	(\$1,080.00)	0.00%
10.5.2410.3400.919.1100	COMMUNICATION-TELEPHONE	\$0.00	\$112.50	\$900.00	(\$900.00)	\$0.00	(\$900.00)	0.00%
10.5.2140.1000.920.1100	SALARIES, CERTIFIED STAFF	\$0.00	\$15,000.00	\$120,000.00	(\$120,000.00)	\$0.00	(\$120,000.00)	0.00%
10.5.2140.1000.920.1120	SALARIES, CERTIFIED STAFF	\$0.00	\$0.00	\$1,846.20	(\$1,846.20)	\$0.00	(\$1,846.20)	0.00%
10.5.2410.1000.920.1100	SALARIES, CERTIFIED STAFF	\$1,081,092.37	\$109,592.47	\$881,368.98	\$199,723.39	\$0.00	\$199,723.39	18.47%
10.5.2410.1000.920.4993	SALARIES, CERTIFIED STAFF	\$0.00	\$1,500.00	\$7,500.00	(\$7,500.00)	\$0.00	(\$7,500.00)	0.00%
10.5.2110.2110.920.1100	TEACHER'S RETIREMENT (TRS)	\$0.00	\$0.00	\$1.96	(\$1.96)	\$0.00	(\$1.96)	0.00%
10.5.2140.2110.920.1100	TEACHER'S RETIREMENT (TRS)	\$0.00	\$1,837.92	\$14,703.36	(\$14,703.36)	\$0.00	(\$14,703.36)	0.00%
10.5.2140.2110.920.1120	TEACHER'S RETIREMENT (TRS)	\$0.00	\$0.00	\$226.21	(\$226.21)	\$0.00	(\$226.21)	0.00%
10.5.2410.2110.920.1100	TEACHER'S RETIREMENT (TRS)	\$16,216.39	\$3,234.92	\$26,046.19	(\$9,829.80)	\$0.00	(\$9,829.80)	-60.62%
10.5.2410.2110.920.4993	TEACHER'S RETIREMENT (TRS)	\$0.00	\$0.00	\$9.38	(\$9.38)	\$0.00	(\$9.38)	0.00%
10.5.2110.2130.920.1100	FICA	\$0.00	\$2.84	\$28.38	(\$28.38)	\$0.00	(\$28.38)	0.00%
10.5.1200.2140.920.1100	MEDICARE	\$0.00	\$1.92	\$15.32	(\$15.32)	\$0.00	(\$15.32)	0.00%
10.5.1207.2140.920.1100	MEDICARE	\$0.00	\$1.89	\$15.08	(\$15.08)	\$0.00	(\$15.08)	0.00%
10.5.2110.2140.920.1100	MEDICARE	\$0.00	\$5.94	\$48.11	(\$48.11)	\$0.00	(\$48.11)	0.00%
10.5.2130.2140.920.1100	MEDICARE	\$0.00	\$2.26	\$15.05	(\$15.05)	\$0.00	(\$15.05)	0.00%
10.5.2140.2140.920.1100	MEDICARE	\$0.00	\$212.26	\$1,706.00	(\$1,706.00)	\$0.00	(\$1,706.00)	0.00%
10.5.2140.2140.920.1120	MEDICARE	\$0.00	\$0.00	\$26.77	(\$26.77)	\$0.00	(\$26.77)	0.00%
10.5.2410.2140.920.1100	MEDICARE	\$15,675.84	\$1,573.42	\$12,558.16	\$3,117.68	\$0.00	\$3,117.68	19.89%
10.5.2410.2140.920.3200	MEDICARE	\$0.00	\$0.00	\$3.68	(\$3.68)	\$0.00	(\$3.68)	0.00%
10.5.2410.2140.920.4993	MEDICARE	\$0.00	\$21.69	\$64.93	(\$64.93)	\$0.00	(\$64.93)	0.00%
10.5.2510.2140.920.1100	MEDICARE	\$0.00	\$1.91	\$15.02	(\$15.02)	\$0.00	(\$15.02)	0.00%
10.5.2570.2140.920.1100	MEDICARE	\$0.00	\$3.20	\$25.36	(\$25.36)	\$0.00	(\$25.36)	0.00%
10.5.2140.2210.920.1100	LIFE INSURANCE	\$0.00	\$31.68	\$316.80	(\$316.80)	\$0.00	(\$316.80)	0.00%
10.5.2410.2210.920.1100	LIFE INSURANCE	\$3,242.00	\$89.78	\$1,035.08	\$2,206.92	\$0.00	\$2,206.92	68.07%
10.5.2140.2220.920.1100	MEDICAL INSURANCE	\$0.00	\$2,837.42	\$28,155.16	(\$28,155.16)	\$0.00	(\$28,155.16)	0.00%
10.5.2410.2220.920.1100	MEDICAL INSURANCE	\$197,589.38	\$18,728.36	\$185,709.62	\$11,879.76	\$0.00	\$11,879.76	6.01%
10.5.2140.2230.920.1100	DENTAL INSURANCE	\$0.00	\$176.12	\$1,761.38	(\$1,761.38)	\$0.00	(\$1,761.38)	0.00%
10.5.2410.2230.920.1100	DENTAL INSURANCE	\$12,296.50	\$1,114.72	\$11,149.72	\$1,146.78	\$0.00	\$1,146.78	9.33%
10.5.1200.3399.920.1100	TRAVEL LOCAL MILEAGE	\$0.00	\$135.00	\$1,080.00	(\$1,080.00)	\$0.00	(\$1,080.00)	0.00%
10.5.1207.3399.920.1100	TRAVEL LOCAL MILEAGE	\$0.00	\$135.00	\$1,080.00	(\$1,080.00)	\$0.00	(\$1,080.00)	0.00%
10.5.2110.3399.920.1100	TRAVEL LOCAL MILEAGE	\$0.00	\$135.00	\$1,080.00	(\$1,080.00)	\$0.00	(\$1,080.00)	0.00%
10.5.2130.3399.920.1100	TRAVEL LOCAL MILEAGE	\$0.00	\$162.00	\$1,080.00	(\$1,080.00)	\$0.00	(\$1,080.00)	0.00%
10.5.2410.3399.920.1100	TRAVEL LOCAL MILEAGE	\$0.00	\$405.00	\$3,331.13	(\$3,331.13)	\$0.00	(\$3,331.13)	0.00%
10.5.2410.3399.920.3200	TRAVEL LOCAL MILEAGE	\$0.00	\$0.00	\$180.00	(\$180.00)	\$0.00	(\$180.00)	0.00%
10.5.2510.3399.920.1100	TRAVEL LOCAL MILEAGE	\$0.00	\$135.00	\$1,080.00	(\$1,080.00)	\$0.00	(\$1,080.00)	0.00%
10.5.2110.3400.920.1100	COMMUNICATION-TELEPHONE	\$0.00	\$279.90	\$2,300.00	(\$2,300.00)	\$0.00	(\$2,300.00)	0.00%
10.5.2410.3400.920.1100	COMMUNICATION-TELEPHONE	\$0.00	\$112.50	\$825.00	(\$825.00)	\$0.00	(\$825.00)	0.00%
10.5.2410.3400.920.3200	COMMUNICATION-TELEPHONE	\$0.00	\$0.00	\$75.00	(\$75.00)	\$0.00	(\$75.00)	0.00%
10.5.2570.3400.920.1100	COMMUNICATION-TELEPHONE	\$0.00	\$225.00	\$1,800.00	(\$1,800.00)	\$0.00	(\$1,800.00)	0.00%
10.5.1400.1100.921.1100	SALARIES, NON CERTIFIED STAFF	\$0.00	\$9,683.20	\$77,465.95	(\$77,465.95)	\$0.00	(\$77,465.95)	0.00%
10.5.1400.1100.921.6100	SALARIES, NON CERTIFIED STAFF	\$0.00	\$1,395.98	\$11,167.91	(\$11,167.91)	\$0.00	(\$11,167.91)	0.00%
10.5.1400.1100.921.6220	SALARIES, NON CERTIFIED STAFF	\$0.00	\$1,231.02	\$9,848.16	(\$9,848.16)	\$0.00	(\$9,848.16)	0.00%
10.5.1400.2120.921.1100	MUNICIPAL RETIREMENT	\$0.00	\$217.89	\$1,767.33	(\$1,767.33)	\$0.00	(\$1,767.33)	0.00%
10.5.1400.2120.921.6100	MUNICIPAL RETIREMENT	\$0.00	\$31.41	\$254.76	(\$254.76)	\$0.00	(\$254.76)	0.00%
10.5.1400.2120.921.6220	MUNICIPAL RETIREMENT	\$0.00	\$27.69	\$224.61	(\$224.61)	\$0.00	(\$224.61)	0.00%
10.5.1400.2130.921.1100	FICA	\$0.00	\$580.65	\$4,667.79	(\$4,667.79)	\$0.00	(\$4,667.79)	0.00%
10.5.1400.2130.921.6100	FICA	\$0.00	\$83.71	\$672.96	(\$672.96)	\$0.00	(\$672.96)	0.00%
10.5.1400.2130.921.6220	FICA	\$0.00	\$73.82	\$593.40	(\$593.40)	\$0.00	(\$593.40)	0.00%

150

# LaGrange Area Dept. of Special Education

## Monthly Expenditures

From Date: 6/1/2024

To Date: 6/30/2024

Fiscal Year: 2023-2024

- Subtotal by Collapse Mask   
  Include pre encumbrance   
  Print accounts with zero balance   
  Filter Encumbrance Detail by Date Range  
 Exclude Inactive Accounts with zero balance

Account Number	Description	GL Budget	Range To Date	YTD	Balance	Encumbrance	Budget Balance	% Bud
10.5.1400.2140.921.1100	MEDICARE	\$0.00	\$135.80	\$1,091.68	(\$1,091.68)	\$0.00	(\$1,091.68)	0.00%
10.5.1400.2140.921.6100	MEDICARE	\$0.00	\$19.59	\$157.48	(\$157.48)	\$0.00	(\$157.48)	0.00%
10.5.1400.2140.921.6220	MEDICARE	\$0.00	\$17.27	\$138.84	(\$138.84)	\$0.00	(\$138.84)	0.00%
10.5.1400.2210.921.1100	LIFE INSURANCE	\$0.00	\$7.58	\$92.20	(\$92.20)	\$0.00	(\$92.20)	0.00%
10.5.1400.2210.921.6100	LIFE INSURANCE	\$0.00	\$1.10	\$13.30	(\$13.30)	\$0.00	(\$13.30)	0.00%
10.5.1400.2210.921.6220	LIFE INSURANCE	\$0.00	\$0.96	\$11.70	(\$11.70)	\$0.00	(\$11.70)	0.00%
10.5.1400.2220.921.1100	MEDICAL INSURANCE	\$0.00	\$2,231.92	\$22,146.88	(\$22,146.88)	\$0.00	(\$22,146.88)	0.00%
10.5.1400.2220.921.6100	MEDICAL INSURANCE	\$0.00	\$321.76	\$3,192.80	(\$3,192.80)	\$0.00	(\$3,192.80)	0.00%
10.5.1400.2220.921.6220	MEDICAL INSURANCE	\$0.00	\$283.74	\$2,815.48	(\$2,815.48)	\$0.00	(\$2,815.48)	0.00%
10.5.1400.2230.921.1100	DENTAL INSURANCE	\$0.00	\$138.54	\$1,385.58	(\$1,385.58)	\$0.00	(\$1,385.58)	0.00%
10.5.1400.2230.921.6100	DENTAL INSURANCE	\$0.00	\$19.97	\$199.79	(\$199.79)	\$0.00	(\$199.79)	0.00%
10.5.1400.2230.921.6220	DENTAL INSURANCE	\$0.00	\$17.61	\$176.01	(\$176.01)	\$0.00	(\$176.01)	0.00%
10.5.2140.1000.922.1100	SALARIES, CERTIFIED STAFF	\$2,057,910.10	\$411,138.25	\$1,853,453.13	\$204,456.97	\$0.00	\$204,456.97	9.94%
10.5.2140.2110.922.1100	TEACHER'S RETIREMENT (TRS)	\$30,868.65	\$5,061.03	\$22,310.61	\$8,558.04	\$0.00	\$8,558.04	27.72%
10.5.2140.2140.922.1100	MEDICARE	\$30,380.45	\$5,836.80	\$25,565.35	\$4,815.10	\$0.00	\$4,815.10	15.85%
10.5.2140.2210.922.1100	LIFE INSURANCE	\$4,002.00	\$222.59	\$2,670.53	\$1,331.47	\$0.00	\$1,331.47	33.27%
10.5.2140.2220.922.1100	MEDICAL INSURANCE	\$356,650.95	\$25,138.33	\$261,713.18	\$94,937.77	\$0.00	\$94,937.77	26.62%
10.5.2140.2230.922.1100	DENTAL INSURANCE	\$22,622.64	\$1,533.68	\$16,105.60	\$6,517.04	\$0.00	\$6,517.04	28.81%
10.5.2140.3196.922.1100	CONTRACTUAL RELATED SERVICES	\$0.00	\$0.00	\$12,000.00	(\$12,000.00)	\$0.00	(\$12,000.00)	0.00%
10.5.2140.3196.922.1120	CONTRACTUAL RELATED SERVICES	\$0.00	\$0.00	\$6,479.20	(\$6,479.20)	\$0.00	(\$6,479.20)	0.00%
10.5.2140.3399.922.1100	TRAVEL LOCAL MILEAGE	\$0.00	\$115.51	\$864.09	(\$864.09)	\$0.00	(\$864.09)	0.00%
10.5.2140.1000.923.1100	SALARIES, CERTIFIED STAFF	\$36,050.00	\$6,500.06	\$35,000.00	\$1,050.00	\$0.00	\$1,050.00	2.91%
10.5.2140.2130.923.1100	FICA	\$0.00	\$393.73	\$2,077.75	(\$2,077.75)	\$0.00	(\$2,077.75)	0.00%
10.5.2140.2140.923.1100	MEDICARE	\$522.73	\$92.08	\$486.00	\$36.73	\$0.00	\$36.73	7.03%
10.5.2140.2210.923.1100	LIFE INSURANCE	\$276.00	\$9.64	\$113.04	\$162.96	\$0.00	\$162.96	59.04%
10.5.2140.2220.923.1100	MEDICAL INSURANCE	\$7,762.00	\$720.88	\$7,853.20	(\$91.20)	\$0.00	(\$91.20)	-1.17%
10.5.2140.2230.923.1100	DENTAL INSURANCE	\$507.85	\$46.47	\$465.15	\$42.70	\$0.00	\$42.70	8.41%
10.5.2140.3399.923.1100	TRAVEL LOCAL MILEAGE	\$0.00	\$0.00	\$159.22	(\$159.22)	\$0.00	(\$159.22)	0.00%
10.5.2130.1100.924.1100	SALARIES, NON CERTIFIED STAFF	\$658,547.10	\$111,370.07	\$602,585.62	\$55,961.48	\$0.00	\$55,961.48	8.50%
10.5.2130.2110.924.1100	TEACHER'S RETIREMENT (TRS)	\$0.00	\$180.52	\$756.00	(\$756.00)	\$0.00	(\$756.00)	0.00%
10.5.2130.2120.924.1100	MUNICIPAL RETIREMENT	\$12,454.81	\$2,158.89	\$12,172.74	\$282.07	\$0.00	\$282.07	2.26%
10.5.2130.2130.924.1100	FICA	\$34,319.92	\$5,896.25	\$28,705.85	\$5,614.07	\$0.00	\$5,614.07	16.36%
10.5.2130.2140.924.1100	MEDICARE	\$8,026.43	\$1,552.28	\$8,117.65	(\$91.22)	\$0.00	(\$91.22)	-1.14%
10.5.2130.2210.924.1100	LIFE INSURANCE	\$3,342.00	\$53.09	\$542.79	\$2,799.21	\$0.00	\$2,799.21	83.76%
10.5.2130.2220.924.1100	MEDICAL INSURANCE	\$142,440.27	\$16,276.67	\$167,457.55	(\$25,017.28)	\$0.00	(\$25,017.28)	-17.56%
10.5.2130.2230.924.1100	DENTAL INSURANCE	\$10,708.25	\$1,048.57	\$11,191.63	(\$483.38)	\$0.00	(\$483.38)	-4.51%
10.5.2130.3399.924.1100	TRAVEL LOCAL MILEAGE	\$0.00	\$16.08	\$269.29	(\$269.29)	\$0.00	(\$269.29)	0.00%
10.5.1207.1000.926.1100	SALARIES, CERTIFIED STAFF	\$0.00	\$23,877.96	\$94,995.54	(\$94,995.54)	\$0.00	(\$94,995.54)	0.00%
10.5.2110.1000.926.1100	SALARIES, CERTIFIED STAFF	\$1,369,172.14	\$234,777.54	\$1,031,091.35	\$338,080.79	\$0.00	\$338,080.79	24.69%
10.5.2410.1000.926.1100	SALARIES, CERTIFIED STAFF	\$0.00	\$1,522.92	\$6,722.08	(\$6,722.08)	\$0.00	(\$6,722.08)	0.00%
10.5.2570.1005.926.1100	STIPENDS-CERTIFIED	\$0.00	\$327.58	\$2,620.78	(\$2,620.78)	\$0.00	(\$2,620.78)	0.00%
10.5.2110.1100.926.1100	SALARIES, NON CERTIFIED STAFF	\$0.00	\$18,164.60	\$181,580.17	(\$181,580.17)	\$0.00	(\$181,580.17)	0.00%
10.5.1207.2110.926.1100	TEACHER'S RETIREMENT (TRS)	\$0.00	\$298.44	\$1,187.31	(\$1,187.31)	\$0.00	(\$1,187.31)	0.00%
10.5.2110.2110.926.1100	TEACHER'S RETIREMENT (TRS)	\$20,537.58	\$3,136.70	\$14,879.07	\$5,658.51	\$0.00	\$5,658.51	27.55%
10.5.2410.2110.926.1100	TEACHER'S RETIREMENT (TRS)	\$0.00	\$19.02	\$81.96	(\$81.96)	\$0.00	(\$81.96)	0.00%
10.5.2110.2130.926.1100	FICA	\$0.00	\$124.00	\$1,501.09	(\$1,501.09)	\$0.00	(\$1,501.09)	0.00%
10.5.1207.2140.926.1100	MEDICARE	\$0.00	\$346.28	\$1,377.75	(\$1,377.75)	\$0.00	(\$1,377.75)	0.00%
10.5.2110.2140.926.1100	MEDICARE	\$19,853.00	\$3,566.86	\$16,596.73	\$3,256.27	\$0.00	\$3,256.27	16.40%
10.5.2410.2140.926.1100	MEDICARE	\$0.00	\$22.04	\$97.02	(\$97.02)	\$0.00	(\$97.02)	0.00%
10.5.2570.2140.926.1100	MEDICARE	\$0.00	\$4.49	\$35.40	(\$35.40)	\$0.00	(\$35.40)	0.00%

151

# LaGrange Area Dept. of Special Education

## Monthly Expenditures

From Date: 6/1/2024

To Date: 6/30/2024

Fiscal Year: 2023-2024

- Subtotal by Collapse Mask   
  Include pre encumbrance   
  Print accounts with zero balance   
  Filter Encumbrance Detail by Date Range  
 Exclude Inactive Accounts with zero balance

Account Number	Description	GL Budget	Range To Date	YTD	Balance	Encumbrance	Budget Balance	% Bud
10.5.1207.2210.926.1100	LIFE INSURANCE	\$0.00	\$9.64	\$117.20	(\$117.20)	\$0.00	(\$117.20)	0.00%
10.5.2110.2210.926.1100	LIFE INSURANCE	\$2,898.00	\$180.26	\$2,160.96	\$737.04	\$0.00	\$737.04	25.43%
10.5.2410.2210.926.1100	LIFE INSURANCE	\$0.00	\$0.48	\$5.90	(\$5.90)	\$0.00	(\$5.90)	0.00%
10.5.2110.2220.926.1100	MEDICAL INSURANCE	\$227,302.57	\$21,819.02	\$218,404.97	\$8,897.60	\$0.00	\$8,897.60	3.91%
10.5.2110.2230.926.1100	DENTAL INSURANCE	\$15,382.65	\$1,370.92	\$13,712.77	\$1,669.88	\$0.00	\$1,669.88	10.86%
10.5.2410.2230.926.1100	DENTAL INSURANCE	\$0.00	\$7.04	\$70.40	(\$70.40)	\$0.00	(\$70.40)	0.00%
10.5.2110.3399.926.1100	TRAVEL LOCAL MILEAGE	\$0.00	\$1,722.54	\$12,621.33	(\$12,621.33)	\$0.00	(\$12,621.33)	0.00%
10.5.2110.3399.926.1120	TRAVEL LOCAL MILEAGE	\$0.00	\$0.00	\$179.16	(\$179.16)	\$0.00	(\$179.16)	0.00%
10.5.2150.1000.927.1100	SALARIES, CERTIFIED STAFF	\$3,271,280.20	\$778,980.83	\$3,428,813.11	(\$157,532.91)	\$0.00	(\$157,532.91)	-4.82%
10.5.2150.2110.927.1100	TEACHER'S RETIREMENT (TRS)	\$49,069.20	\$14,099.94	\$47,002.29	\$2,066.91	\$0.00	\$2,066.91	4.21%
10.5.2150.2140.927.1100	MEDICARE	\$47,433.56	\$11,075.42	\$47,459.35	(\$25.79)	\$0.00	(\$25.79)	-0.05%
10.5.2150.2210.927.1100	LIFE INSURANCE	\$8,624.00	\$462.72	\$5,489.74	\$3,134.26	\$0.00	\$3,134.26	36.34%
10.5.2150.2220.927.1100	MEDICAL INSURANCE	\$460,352.41	\$48,029.84	\$496,310.85	(\$35,958.44)	\$0.00	(\$35,958.44)	-7.81%
10.5.2150.2230.927.1100	DENTAL INSURANCE	\$30,720.81	\$3,400.65	\$33,428.19	(\$2,707.38)	\$0.00	(\$2,707.38)	-8.81%
10.5.2150.3107.927.1100	CONTRACTUAL SERVICES	\$0.00	\$2,548.00	\$31,801.00	(\$31,801.00)	\$0.00	(\$31,801.00)	0.00%
10.5.2150.3399.927.1100	TRAVEL LOCAL MILEAGE	\$0.00	\$290.73	\$2,942.34	(\$2,942.34)	\$0.00	(\$2,942.34)	0.00%
10.5.1000.1000.928.1100	SALARIES, CERTIFIED STAFF	\$0.00	\$35,307.88	\$141,231.58	(\$141,231.58)	\$0.00	(\$141,231.58)	0.00%
10.5.1200.1000.928.1100	SALARIES, CERTIFIED STAFF	\$2,513,249.00	\$623,780.46	\$2,684,479.91	(\$171,230.91)	\$0.00	(\$171,230.91)	-6.81%
10.5.1400.1000.928.6220	SALARIES, CERTIFIED STAFF	\$51,332.62	\$5,133.29	\$51,332.63	(\$0.01)	\$0.00	(\$0.01)	0.00%
10.5.2570.1005.928.1100	STIPENDS-CERTIFIED	\$0.00	\$56.48	\$451.70	(\$451.70)	\$0.00	(\$451.70)	0.00%
10.5.1000.2110.928.1100	TEACHER'S RETIREMENT (TRS)	\$0.00	\$441.36	\$1,765.44	(\$1,765.44)	\$0.00	(\$1,765.44)	0.00%
10.5.1200.2110.928.1100	TEACHER'S RETIREMENT (TRS)	\$37,698.74	\$7,644.71	\$32,593.76	\$5,104.98	\$0.00	\$5,104.98	13.54%
10.5.1400.2110.928.6220	TEACHER'S RETIREMENT (TRS)	\$769.99	\$64.18	\$641.80	\$128.19	\$0.00	\$128.19	16.65%
10.5.1200.2120.928.1100	MUNICIPAL RETIREMENT	\$0.00	\$274.92	\$1,476.62	(\$1,476.62)	\$0.00	(\$1,476.62)	0.00%
10.5.1200.2130.928.1100	FICA	\$0.00	\$1,068.09	\$8,227.48	(\$8,227.48)	\$0.00	(\$8,227.48)	0.00%
10.5.1000.2140.928.1100	MEDICARE	\$0.00	\$503.13	\$1,964.77	(\$1,964.77)	\$0.00	(\$1,964.77)	0.00%
10.5.1200.2140.928.1100	MEDICARE	\$36,442.11	\$8,838.69	\$36,842.28	(\$400.17)	\$0.00	(\$400.17)	-1.10%
10.5.1400.2140.928.6220	MEDICARE	\$744.32	\$65.54	\$655.40	\$88.92	\$0.00	\$88.92	11.95%
10.5.2570.2140.928.1100	MEDICARE	\$0.00	\$0.80	\$6.21	(\$6.21)	\$0.00	(\$6.21)	0.00%
10.5.1000.2210.928.1100	LIFE INSURANCE	\$0.00	\$19.28	\$226.08	(\$226.08)	\$0.00	(\$226.08)	0.00%
10.5.1200.2210.928.1100	LIFE INSURANCE	\$7,244.00	\$375.87	\$4,209.57	\$3,034.43	\$0.00	\$3,034.43	41.89%
10.5.1400.2210.928.6220	LIFE INSURANCE	\$138.00	\$9.64	\$113.04	\$24.96	\$0.00	\$24.96	18.09%
10.5.1000.2220.928.1100	MEDICAL INSURANCE	\$0.00	\$1,441.76	\$14,306.40	(\$14,306.40)	\$0.00	(\$14,306.40)	0.00%
10.5.1200.2220.928.1100	MEDICAL INSURANCE	\$369,833.28	\$42,060.25	\$418,328.42	(\$48,495.14)	\$0.00	(\$48,495.14)	-13.11%
10.5.1400.2220.928.6220	MEDICAL INSURANCE	\$24,773.80	\$2,312.12	\$22,897.76	\$1,876.04	\$0.00	\$1,876.04	7.57%
10.5.1000.2230.928.1100	DENTAL INSURANCE	\$0.00	\$92.94	\$930.30	(\$930.30)	\$0.00	(\$930.30)	0.00%
10.5.1200.2230.928.1100	DENTAL INSURANCE	\$22,735.84	\$2,667.77	\$26,370.72	(\$3,634.88)	\$0.00	(\$3,634.88)	-15.99%
10.5.1400.2230.928.6220	DENTAL INSURANCE	\$1,538.46	\$140.82	\$1,409.10	\$129.36	\$0.00	\$129.36	8.41%
10.5.1200.3399.928.1100	TRAVEL LOCAL MILEAGE	\$0.00	\$343.79	\$3,517.57	(\$3,517.57)	\$0.00	(\$3,517.57)	0.00%
10.5.2630.1100.929.1100	SALARIES, NON CERTIFIED STAFF	\$0.00	\$10,253.50	\$82,028.35	(\$82,028.35)	\$0.00	(\$82,028.35)	0.00%
10.5.2630.2120.929.1100	MUNICIPAL RETIREMENT	\$0.00	\$230.70	\$1,854.15	(\$1,854.15)	\$0.00	(\$1,854.15)	0.00%
10.5.2630.2130.929.1100	FICA	\$0.00	\$616.50	\$4,895.26	(\$4,895.26)	\$0.00	(\$4,895.26)	0.00%
10.5.2630.2140.929.1100	MEDICARE	\$0.00	\$144.18	\$1,144.84	(\$1,144.84)	\$0.00	(\$1,144.84)	0.00%
10.5.2630.2210.929.1100	LIFE INSURANCE	\$0.00	\$9.64	\$113.04	(\$113.04)	\$0.00	(\$113.04)	0.00%
10.5.2630.2220.929.1100	MEDICAL INSURANCE	\$0.00	\$2,837.42	\$28,155.16	(\$28,155.16)	\$0.00	(\$28,155.16)	0.00%
10.5.2630.2230.929.1100	DENTAL INSURANCE	\$0.00	\$140.82	\$1,409.10	(\$1,409.10)	\$0.00	(\$1,409.10)	0.00%
10.5.1400.1100.930.6220	SALARIES, NON CERTIFIED STAFF	\$87,550.00	\$10,845.87	\$87,351.53	\$198.47	\$0.00	\$198.47	0.23%
10.5.1400.2110.930.6220	TEACHER'S RETIREMENT (TRS)	\$0.00	\$0.00	\$3.43	(\$3.43)	\$0.00	(\$3.43)	0.00%
10.5.1400.2120.930.6220	MUNICIPAL RETIREMENT	\$1,969.88	\$241.32	\$1,965.62	\$4.26	\$0.00	\$4.26	0.22%
10.5.1400.2130.930.6220	FICA	\$5,428.10	\$647.24	\$5,177.05	\$251.05	\$0.00	\$251.05	4.63%

152

# LaGrange Area Dept. of Special Education

## Monthly Expenditures

From Date: 6/1/2024

To Date: 6/30/2024

Fiscal Year: 2023-2024

- Subtotal by Collapse Mask   
  Include pre encumbrance   
  Print accounts with zero balance   
  Filter Encumbrance Detail by Date Range  
 Exclude Inactive Accounts with zero balance

Account Number	Description	GL Budget	Range To Date	YTD	Balance	Encumbrance	Budget Balance	% Bud
10.5.1400.2140.930.6220	MEDICARE	\$1,269.48	\$151.37	\$1,219.45	\$50.03	\$0.00	\$50.03	3.94%
10.5.1400.2210.930.6220	LIFE INSURANCE	\$138.00	\$4.83	\$39.33	\$98.67	\$0.00	\$98.67	71.50%
10.5.1400.2220.930.6220	MEDICAL INSURANCE	\$7,762.00	\$720.88	\$7,153.20	\$608.80	\$0.00	\$608.80	7.84%
10.5.1400.2230.930.6220	DENTAL INSURANCE	\$507.85	\$46.47	\$465.15	\$42.70	\$0.00	\$42.70	8.41%
10.5.1400.3399.930.6220	TRAVEL LOCAL MILEAGE	\$0.00	\$116.04	\$1,207.27	(\$1,207.27)	\$0.00	(\$1,207.27)	0.00%
10.5.1400.1100.931.6100	SALARIES, NON CERTIFIED STAFF	\$152,351.97	\$8,235.03	\$70,382.59	\$81,969.38	\$0.00	\$81,969.38	53.80%
10.5.1400.1100.931.6110	SALARIES, NON CERTIFIED STAFF	\$0.00	\$6,240.92	\$49,298.24	(\$49,298.24)	\$0.00	(\$49,298.24)	0.00%
10.5.1400.2120.931.6100	MUNICIPAL RETIREMENT	\$3,427.92	\$185.28	\$1,590.42	\$1,837.50	\$0.00	\$1,837.50	53.60%
10.5.1400.2120.931.6110	MUNICIPAL RETIREMENT	\$0.00	\$140.43	\$1,124.32	(\$1,124.32)	\$0.00	(\$1,124.32)	0.00%
10.5.1400.2130.931.6100	FICA	\$9,445.82	\$505.83	\$4,308.46	\$5,137.36	\$0.00	\$5,137.36	54.39%
10.5.1400.2130.931.6110	FICA	\$0.00	\$346.56	\$2,656.33	(\$2,656.33)	\$0.00	(\$2,656.33)	0.00%
10.5.1400.2140.931.6100	MEDICARE	\$2,209.10	\$118.30	\$1,007.64	\$1,201.46	\$0.00	\$1,201.46	54.39%
10.5.1400.2140.931.6110	MEDICARE	\$0.00	\$81.04	\$621.18	(\$621.18)	\$0.00	(\$621.18)	0.00%
10.5.1400.2210.931.6100	LIFE INSURANCE	\$414.00	\$4.83	\$39.33	\$374.67	\$0.00	\$374.67	90.50%
10.5.1400.2210.931.6110	LIFE INSURANCE	\$0.00	\$4.83	\$39.33	(\$39.33)	\$0.00	(\$39.33)	0.00%
10.5.1400.2220.931.6100	MEDICAL INSURANCE	\$7,762.00	\$1,801.24	\$16,813.92	(\$9,051.92)	\$0.00	(\$9,051.92)	-116.62%
10.5.1400.2220.931.6110	MEDICAL INSURANCE	\$0.00	\$2,312.12	\$22,897.76	(\$22,897.76)	\$0.00	(\$22,897.76)	0.00%
10.5.1400.2230.931.6100	DENTAL INSURANCE	\$507.85	\$114.20	\$1,074.32	(\$566.47)	\$0.00	(\$566.47)	-111.54%
10.5.1400.2230.931.6110	DENTAL INSURANCE	\$0.00	\$140.82	\$1,409.10	(\$1,409.10)	\$0.00	(\$1,409.10)	0.00%
10.5.1400.3399.931.6100	TRAVEL LOCAL MILEAGE	\$0.00	\$55.61	\$185.15	(\$185.15)	\$0.00	(\$185.15)	0.00%
10.5.1400.3399.931.6110	TRAVEL LOCAL MILEAGE	\$0.00	\$57.62	\$635.61	(\$635.61)	\$0.00	(\$635.61)	0.00%
10.5.1400.4101.931.6100	SUPPLIES-MEETINGS	\$0.00	\$0.00	\$65.90	(\$65.90)	\$0.00	(\$65.90)	0.00%
10.5.2550.1100.932.1100	SALARIES, NON CERTIFIED STAFF	\$0.00	\$4,659.61	\$67,685.72	(\$67,685.72)	\$0.00	(\$67,685.72)	0.00%
10.5.2570.1100.932.1100	SALARIES, NON CERTIFIED STAFF	\$0.00	\$112.80	\$900.00	(\$900.00)	\$0.00	(\$900.00)	0.00%
10.5.2550.2120.932.1100	MUNICIPAL RETIREMENT	\$0.00	\$104.83	\$1,539.86	(\$1,539.86)	\$0.00	(\$1,539.86)	0.00%
10.5.2570.2120.932.1100	MUNICIPAL RETIREMENT	\$0.00	\$2.54	\$20.59	(\$20.59)	\$0.00	(\$20.59)	0.00%
10.5.2550.2130.932.1100	FICA	\$0.00	\$275.89	\$3,931.04	(\$3,931.04)	\$0.00	(\$3,931.04)	0.00%
10.5.2570.2130.932.1100	FICA	\$0.00	\$6.69	\$52.74	(\$52.74)	\$0.00	(\$52.74)	0.00%
10.5.2550.2140.932.1100	MEDICARE	\$0.00	\$64.53	\$919.35	(\$919.35)	\$0.00	(\$919.35)	0.00%
10.5.2570.2140.932.1100	MEDICARE	\$0.00	\$1.56	\$12.34	(\$12.34)	\$0.00	(\$12.34)	0.00%
10.5.2550.2210.932.1100	LIFE INSURANCE	\$0.00	\$4.83	\$62.56	(\$62.56)	\$0.00	(\$62.56)	0.00%
10.5.2550.2220.932.1100	MEDICAL INSURANCE	\$0.00	\$1,490.40	\$31,675.65	(\$31,675.65)	\$0.00	(\$31,675.65)	0.00%
10.5.2550.2230.932.1100	DENTAL INSURANCE	\$0.00	\$99.57	\$1,964.56	(\$1,964.56)	\$0.00	(\$1,964.56)	0.00%
10.5.2550.3399.932.1100	TRAVEL LOCAL MILEAGE	\$0.00	\$0.00	\$138.20	(\$138.20)	\$0.00	(\$138.20)	0.00%
10.5.1400.1100.933.6220	SALARIES, NON CERTIFIED STAFF	\$41,366.50	\$0.00	\$0.00	\$41,366.50	\$0.00	\$41,366.50	100.00%
10.5.1400.2120.933.6220	MUNICIPAL RETIREMENT	\$930.75	\$0.00	\$0.00	\$930.75	\$0.00	\$930.75	100.00%
10.5.1400.2130.933.6220	FICA	\$2,564.73	\$0.00	\$0.00	\$2,564.73	\$0.00	\$2,564.73	100.00%
10.5.1400.2140.933.6220	MEDICARE	\$599.00	\$0.00	\$0.00	\$599.00	\$0.00	\$599.00	100.00%
10.5.1400.2210.933.6220	LIFE INSURANCE	\$276.00	\$0.00	\$0.00	\$276.00	\$0.00	\$276.00	100.00%
10.5.1400.2220.933.6220	MEDICAL INSURANCE	\$24,773.80	\$0.00	\$0.00	\$24,773.80	\$0.00	\$24,773.80	100.00%
10.5.1400.2230.933.6220	DENTAL INSURANCE	\$1,538.46	\$0.00	\$0.00	\$1,538.46	\$0.00	\$1,538.46	100.00%
10.5.1400.1100.934.6100	SALARIES, NON CERTIFIED STAFF	\$0.00	\$4,909.03	\$37,797.54	(\$37,797.54)	\$0.00	(\$37,797.54)	0.00%
10.5.1400.1100.934.6220	SALARIES, NON CERTIFIED STAFF	\$0.00	\$5,395.42	\$42,240.88	(\$42,240.88)	\$0.00	(\$42,240.88)	0.00%
10.5.1400.2120.934.6100	MUNICIPAL RETIREMENT	\$0.00	\$110.46	\$858.67	(\$858.67)	\$0.00	(\$858.67)	0.00%
10.5.1400.2120.934.6220	MUNICIPAL RETIREMENT	\$0.00	\$121.38	\$958.03	(\$958.03)	\$0.00	(\$958.03)	0.00%
10.5.1400.2130.934.6100	FICA	\$0.00	\$263.97	\$2,101.07	(\$2,101.07)	\$0.00	(\$2,101.07)	0.00%
10.5.1400.2130.934.6220	FICA	\$0.00	\$296.42	\$2,238.02	(\$2,238.02)	\$0.00	(\$2,238.02)	0.00%
10.5.1400.2140.934.6100	MEDICARE	\$0.00	\$61.73	\$491.37	(\$491.37)	\$0.00	(\$491.37)	0.00%
10.5.1400.2140.934.6220	MEDICARE	\$0.00	\$69.32	\$523.32	(\$523.32)	\$0.00	(\$523.32)	0.00%
10.5.1400.2210.934.6100	LIFE INSURANCE	\$0.00	\$4.83	\$39.33	(\$39.33)	\$0.00	(\$39.33)	0.00%

153

## LaGrange Area Dept. of Special Education

### Monthly Expenditures

From Date: 6/1/2024

To Date: 6/30/2024

Fiscal Year: 2023-2024

- Subtotal by Collapse Mask   
  Include pre encumbrance   
  Print accounts with zero balance   
  Filter Encumbrance Detail by Date Range  
 Exclude Inactive Accounts with zero balance

Account Number	Description	GL Budget	Range To Date	YTD	Balance	Encumbrance	Budget Balance	% Bud
10.5.1400.2210.934.6220	LIFE INSURANCE	\$0.00	\$4.83	\$39.33	(\$39.33)	\$0.00	(\$39.33)	0.00%
10.5.1400.2220.934.6100	MEDICAL INSURANCE	\$0.00	\$2,312.12	\$13,872.72	(\$13,872.72)	\$0.00	(\$13,872.72)	0.00%
10.5.1400.2220.934.6220	MEDICAL INSURANCE	\$0.00	\$2,312.12	\$22,897.76	(\$22,897.76)	\$0.00	(\$22,897.76)	0.00%
10.5.1400.2230.934.6100	DENTAL INSURANCE	\$0.00	\$140.92	\$845.52	(\$845.52)	\$0.00	(\$845.52)	0.00%
10.5.1400.2230.934.6220	DENTAL INSURANCE	\$0.00	\$140.82	\$1,409.10	(\$1,409.10)	\$0.00	(\$1,409.10)	0.00%
10.5.1400.3399.934.6100	TRAVEL LOCAL MILEAGE	\$0.00	\$0.00	\$46.65	(\$46.65)	\$0.00	(\$46.65)	0.00%
10.5.1400.3399.934.6220	TRAVEL LOCAL MILEAGE	\$0.00	\$56.62	\$224.78	(\$224.78)	\$0.00	(\$224.78)	0.00%
10.5.1400.1100.935.6110	SALARIES, NON CERTIFIED STAFF	\$0.00	\$0.00	\$2,628.00	(\$2,628.00)	\$0.00	(\$2,628.00)	0.00%
10.5.1400.1100.935.6220	SALARIES, NON CERTIFIED STAFF	\$0.00	\$1,315.06	\$10,249.06	(\$10,249.06)	\$0.00	(\$10,249.06)	0.00%
10.5.1400.2120.935.6220	MUNICIPAL RETIREMENT	\$0.00	\$12.45	\$38.47	(\$38.47)	\$0.00	(\$38.47)	0.00%
10.5.1400.2130.935.6110	FICA	\$0.00	\$0.00	\$162.94	(\$162.94)	\$0.00	(\$162.94)	0.00%
10.5.1400.2130.935.6220	FICA	\$0.00	\$81.42	\$635.31	(\$635.31)	\$0.00	(\$635.31)	0.00%
10.5.1400.2140.935.6110	MEDICARE	\$0.00	\$0.00	\$38.09	(\$38.09)	\$0.00	(\$38.09)	0.00%
10.5.1400.2140.935.6220	MEDICARE	\$0.00	\$19.04	\$148.59	(\$148.59)	\$0.00	(\$148.59)	0.00%
	FUND: EDUCATION - 10	\$30,243,701.00	\$5,317,379.53	\$31,140,713.88	(\$897,012.88)	\$3,760.65	(\$900,773.53)	-2.98%
20.5.2540.3107.901.1100	CONTRACTUAL SERVICES	\$0.00	\$0.00	\$92,340.50	(\$92,340.50)	\$0.00	(\$92,340.50)	0.00%
20.5.2540.3107.901.1120	CONTRACTUAL SERVICES	\$0.00	\$0.00	\$980.00	(\$980.00)	\$0.00	(\$980.00)	0.00%
20.5.2320.3194.901.1100	ARCHITECT FEES	\$0.00	\$0.00	\$9,701.83	(\$9,701.83)	\$0.00	(\$9,701.83)	0.00%
20.5.2540.3230.901.1100	REPAIRS AND MAINTENANCE SERVIC	\$0.00	\$0.00	\$1,746.56	(\$1,746.56)	\$0.00	(\$1,746.56)	0.00%
	FUND: OPERATIONS & MAINTENANCE - 20	\$0.00	\$0.00	\$104,768.89	(\$104,768.89)	\$0.00	(\$104,768.89)	0.00%
99.5.1400.4100.259.1100	OFFICE SUPPLIES LESS \$499	\$0.00	\$0.00	\$45.36	(\$45.36)	\$0.00	(\$45.36)	0.00%
	FUND: ACTIVITY FUND - SHREDDER WORKS - 99	\$0.00	\$0.00	\$45.36	(\$45.36)	\$0.00	(\$45.36)	0.00%
	<b>Grand Total:</b>	\$30,243,701.00	\$5,317,379.53	\$31,245,528.13	(\$1,001,827.13)	\$3,760.65	(\$1,005,587.78)	-3.32%

End of Report

**LA GRANGE AREA DEPARTMENT OF SPECIAL EDUCATION**

**SUMMARY OF BILLS AND PAYROLLS**

July 2024

**Presented**

**August 19, 2024**

**SUMMARY FINANCIAL REPORT OF REVENUE - July 2024**

<b>OPERATING FUNDS</b>	BUDGET	TRANSFERS	CURRENT REVENUES	YTD REVENUES	BALANCE	PERCENT REALIZED
EDUCATION FUND	32,896,201	-	4,462,560	4,462,560	28,433,640.84	13.57%
VOCATIONAL ACTIVITY FUND	-	-	-	-	-	0.00%
O&M FUND	-	-	-	-	-	0.00%
<b>TOTAL</b>	<b>32,896,201</b>	<b>-</b>	<b>4,462,560</b>	<b>4,462,560</b>	<b>28,433,641</b>	<b>13.57%</b>

**SUMMARY FINANCIAL REPORT OF EXPENSE - July 2024**

<b>OPERATING FUNDS</b>	BUDGET	TRANSFERS	CURRENT EXPENDITURES	YTD EXPENDITURES	UNENCUMBERED BALANCE	PERCENT ENCUMBERED
EDUCATION FUND	32,896,201	-	948,101	948,101	31,948,100	2.88%
VOCATIONAL ACTIVITY FUND	-	-	-	-	-	0.00%
O&M FUND	-	-	11,552	11,552	(11,552.06)	0.00%
<b>TOTAL</b>	<b>32,896,201</b>	<b>-</b>	<b>959,653</b>	<b>959,653</b>	<b>31,936,548</b>	<b>2.92%</b>

**MONTHLY FUND BALANCE REPORT FOR - July 2024**

<b>OPERATING FUNDS</b>	JULY 1ST EQUITY	YEAR TO DATE RECEIPTS	YEAR TO DATE DISBURSEMENTS	BALANCE
EDUCATION FUND	2,248,960	4,462,560	948,101	5,763,419
VOCATIONAL ACTIVITY FUND	15,764	-	-	15,764
O&M FUND	(88,272)	-	11,552	(99,824)
<b>TOTAL</b>	<b>2,176,452</b>	<b>4,462,560</b>	<b>959,653</b>	<b>5,679,359</b>

**SUMMARY OF EXPENSES FOR JULY 2024 BOARD OF EDUCATION APPROVAL ON AUGUST 19, 2024**

	EXPENSES	EXPENSES FROM REVENUE	TOTAL
EDUCATION FUND	\$ 523,074.18		\$ 523,074.18
VOCATIONAL ACTIVITY FUND	\$ -	\$ -	\$ -
<b>TOTAL A/P</b>	<b>\$ 523,074.18</b>	<b>\$ -</b>	<b>\$ 523,074.18</b>

**PAYROLL**

EDUCATION FUND		\$ 404,222.56
BOARD SHARE EXPENSES		\$ 32,356.76
<b>TOTAL PAYROLL</b>		<b>\$ 436,579.32</b>
VOCATIONAL FUND		-
BOARD SHARE EXPENSES		-
<b>TOTAL PAYROLL</b>		<b>\$ 959,653.50</b>

THE UNDERSIGNED DO HEREBY CERTIFY THAT ACCOUNTS PAYABLE LISTINGS AND PAYROLLS IN THE AMOUNT OF \$959,653.50 WERE APPROVED FOR PAYMENT AT THE MEETING OF THE BOARD OF EDUCATION OF SCHOOL DISTRICT #204, COOK COUNTY, ILLINOIS HELD ON AUGUST 19, 2024 AND AUTHORIZE THE SCHOOL TRUSTEES OF TOWNSHIP 38, RANGE 12 TO PAY THE SAME.

**PRESIDENT** \_\_\_\_\_

**SECRETARY** \_\_\_\_\_

# LAGRANGE AREA DEPT. OF SPECIAL EDUCATION VOUCHER

Voucher No: 1006


Voucher Date: 07/25/2024

Prepared By: 

Printed: 07/23/2024 12:05:16 PM

LAGRANGE AREA DEPT. OF SPECIAL EDUCATION is hereby authorized to draw warrants against LAGRANGE AREA DEPT. OF SPECIAL EDUCATION funds for the sum of \$34,012.47 on account of obligations incurred for value received in services and for materials as shown below for period July 1, 2024 to June 30, 2025 (period cannot overlap fiscal year end.)

I certify that this claim is just and correct, and the services and/or materials herein represented have been received during the period listed above. All items are properly coded and not in excess of the budget.

\_\_\_\_\_  
 7-23-2024  
Nicholas Peranich Director of Business Services  
LAGRANGE AREA DEPT. OF SPECIAL  
EDUCATION

Fund	Amount
10 EDUCATION	\$34,012.47
	<u>\$34,012.47</u>

**LaGrange Area Dept. of Special Education**

---

**Non-Check Batch Listing**

Fiscal Year: 2024-2025

**Criteria:**

Bank Account: OPERATING 2045 184641

From Date: 07/24/2024

To Date:

From Voucher:

To Voucher:

Account: 184641

07/25/2024	Holy Guardian Angels Parish	\$9,349.95	1006	Posted to G/L AP	<input type="checkbox"/>
07/25/2024	Holy Guardian Angels Parish	\$3,116.65	1006	Posted to G/L AP	<input type="checkbox"/>
07/25/2024	InterpreNet, LTD	\$170.00	1006	Posted to G/L AP	<input type="checkbox"/>
07/25/2024	5 Star Interpreting Chicago, LLC	\$782.25	1006	Posted to G/L AP	<input type="checkbox"/>
07/25/2024	Holy Guardian Angels Parish	\$13,611.47	1006	Posted to G/L AP	<input type="checkbox"/>
07/25/2024	Holy Guardian Angels Parish	\$4,537.15	1006	Posted to G/L AP	<input type="checkbox"/>
07/25/2024	Burcor Properties	\$2,445.00	1006	Posted to G/L AP	<input type="checkbox"/>

Total for Fund:

7

Total Amount:

\$34,012.47

Total Amount:

\$34,012.47

**End of Report**

---

# LAGRANGE AREA DEPT. OF SPECIAL EDUCATION VOUCHER

Voucher No: 1007

Voucher Date: 07/24/2024

Prepared By: 

Printed: 07/23/2024 10:02:22 AM

---

LAGRANGE AREA DEPT. OF SPECIAL EDUCATION is hereby authorized to draw warrants against LAGRANGE AREA DEPT. OF SPECIAL EDUCATION funds for the sum of \$505,527.36 on account of obligations incurred for value received in services and for materials as shown below for period July 1, 2024 to June 30, 2025 (period cannot overlap fiscal year end.)

I certify that this claim is just and correct, and the services and/or materials herein represented have been received during the period listed above. All items are properly coded and not in excess of the budget.

---

 7-23-2024  
Nicholas Peranich Director of Business Services

LAGRANGE AREA DEPT. OF SPECIAL  
EDUCATION

---

Fund		Amount
10	EDUCATION	\$493,975.30
20	OPERATIONS & MAINTENANCE	\$11,552.06
		<hr/> <hr/>
		\$505,527.36

**LaGrange Area Dept. of Special Education**

**Check Listing**

Fiscal Year: 2024-2025

**Criteria:**

Bank Account: OPERATING 2045 184641

From Date: 7/24/2024  
 From Check: 245812620  
 From Voucher: 1007

To Date: 7/24/2024  
 To Check: 245812682  
 To Voucher: 1007

Check Number	Date	Payee	Amount	Voucher	Status	Type	Cleared?	Clear Date	Void Date
245812620	07/24/2024	Accurate Biometrics	\$850.00	1007	Printed	Expense	<input type="checkbox"/>		
245812621	07/24/2024	Accurate Office Supply	\$3,101.65	1007	Printed	Expense	<input type="checkbox"/>		
245812622	07/24/2024	Amazon Capital Services	\$1,555.37	1007	Printed	Expense	<input type="checkbox"/>		
245812623	07/24/2024	Apple Computer	\$9,970.99	1007	Printed	Expense	<input type="checkbox"/>		
245812624	07/24/2024	At & T	\$1,031.05	1007	Printed	Expense	<input type="checkbox"/>		
245812625	07/24/2024	Badal, Rosanna M	\$32.58	1007	Printed	Expense	<input type="checkbox"/>		
245812626	07/24/2024	Bd Of Ed #61 Darien	\$23,175.38	1007	Printed	Expense	<input type="checkbox"/>		
245812627	07/24/2024	Bd Of Ed #95	\$35,644.48	1007	Printed	Expense	<input type="checkbox"/>		
245812628	07/24/2024	Bmo Corporate Mastercard	\$8,943.44	1007	Printed	Expense	<input type="checkbox"/>		
245812629	07/24/2024	Bonistalli, Carolyn	\$48.24	1007	Printed	Expense	<input type="checkbox"/>		
245812630	07/24/2024	BrightStar Care	\$4,752.00	1007	Printed	Expense	<input type="checkbox"/>		
245812631	07/24/2024	Brown, Michonda N	\$29.62	1007	Printed	Expense	<input type="checkbox"/>		
245812632	07/24/2024	Burke, Jennifer L	\$56.15	1007	Printed	Expense	<input type="checkbox"/>		
245812633	07/24/2024	Bylsma, Karen	\$44.89	1007	Printed	Expense	<input type="checkbox"/>		
245812634	07/24/2024	Carey, Veronica	\$58.16	1007	Printed	Expense	<input type="checkbox"/>		
245812635	07/24/2024	Chappell, Barbara A	\$11.49	1007	Printed	Expense	<input type="checkbox"/>		
245812636	07/24/2024	Chicago Area Alternative Ed League	\$7,000.00	1007	Printed	Expense	<input type="checkbox"/>		
245812637	07/24/2024	Clic	\$219,562.00	1007	Printed	Expense	<input type="checkbox"/>		
245812638	07/24/2024	College H.U.N.K.S.	\$3,515.50	1007	Printed	Expense	<input type="checkbox"/>		
245812639	07/24/2024	Comcast	\$556.78	1007	Printed	Expense	<input type="checkbox"/>		
245812640	07/24/2024	ComEd	\$73.98	1007	Printed	Expense	<input type="checkbox"/>		
245812641	07/24/2024	Crisis Prevention Institute	\$1,549.50	1007	Printed	Expense	<input type="checkbox"/>		
245812642	07/24/2024	Crumrine, Diane M	\$12.67	1007	Printed	Expense	<input type="checkbox"/>		
245812643	07/24/2024	Embrace Education	\$106,603.81	1007	Printed	Expense	<input type="checkbox"/>		

## LaGrange Area Dept. of Special Education

### Check Listing

Fiscal Year: 2024-2025

**Criteria:**

**Bank Account:** OPERATING 2045 184641

**From Date:** 7/24/2024  
**From Check:** 245812620  
**From Voucher:** 1007

**To Date:** 7/24/2024  
**To Check:** 245812682  
**To Voucher:** 1007

Check Number	Date	Payee	Amount	Voucher	Status	Type	Cleared?	Clear Date	Void Date
245812644	07/24/2024	Espinosa, Cynthia A	\$25.75	1007	Printed	Expense	<input type="checkbox"/>		
245812645	07/24/2024	First Communications LLC	\$306.59	1007	Printed	Expense	<input type="checkbox"/>		
245812646	07/24/2024	Groenendyk, Isaac J	\$46.77	1007	Printed	Expense	<input type="checkbox"/>		
245812647	07/24/2024	Haugland Brothers, Inc.	\$956.56	1007	Printed	Expense	<input type="checkbox"/>		
245812648	07/24/2024	Illinois Association of School Boards	\$2,100.00	1007	Printed	Expense	<input type="checkbox"/>		
245812649	07/24/2024	Johnson Controls Security Solutions	\$225.00	1007	Printed	Expense	<input type="checkbox"/>		
245812650	07/24/2024	LMByrne, Ltd.	\$2,916.00	1007	Printed	Expense	<input type="checkbox"/>		
245812651	07/24/2024	Lyons Township High School	\$24,922.92	1007	Printed	Expense	<input type="checkbox"/>		
245812652	07/24/2024	Maruyama, Blythe J	\$475.00	1007	Printed	Expense	<input type="checkbox"/>		
245812653	07/24/2024	Mary, Mother of Divine Grace	\$6,900.00	1007	Printed	Expense	<input type="checkbox"/>		
245812654	07/24/2024	Melody, Nicole R	\$45.97	1007	Printed	Expense	<input type="checkbox"/>		
245812655	07/24/2024	Messina, Kathleen	\$40.74	1007	Printed	Expense	<input type="checkbox"/>		
245812656	07/24/2024	Morfoot, Carrie A	\$1,095.28	1007	Printed	Expense	<input type="checkbox"/>		
245812657	07/24/2024	Murphy, Donna	\$75.04	1007	Printed	Expense	<input type="checkbox"/>		
245812658	07/24/2024	Murphy, Meg F	\$72.63	1007	Printed	Expense	<input type="checkbox"/>		
245812659	07/24/2024	Nichin, Sandra M	\$22.52	1007	Printed	Expense	<input type="checkbox"/>		
245812660	07/24/2024	Northwestern Mutual	\$4,491.19	1007	Printed	Expense	<input type="checkbox"/>		
245812661	07/24/2024	Omni Group (The)	\$23.00	1007	Printed	Expense	<input type="checkbox"/>		
245812662	07/24/2024	Pace Van Pool	\$300.00	1007	Printed	Expense	<input type="checkbox"/>		
245812663	07/24/2024	Personnel Planners	\$450.00	1007	Printed	Expense	<input type="checkbox"/>		
245812664	07/24/2024	Precision Printing	\$100.00	1007	Printed	Expense	<input type="checkbox"/>		
245812665	07/24/2024	Priority Print	\$77.75	1007	Printed	Expense	<input type="checkbox"/>		
245812666	07/24/2024	Prospect Music Therapy	\$5,530.00	1007	Printed	Expense	<input type="checkbox"/>		
245812667	07/24/2024	Quadient Leasing	\$669.81	1007	Printed	Expense	<input type="checkbox"/>		

**LaGrange Area Dept. of Special Education**

**Check Listing**

Fiscal Year: 2024-2025

Criteria:

Bank Account: OPERATING 2045 184641

From Date: 7/24/2024  
 From Check: 245812620  
 From Voucher: 1007

To Date: 7/24/2024  
 To Check: 245812682  
 To Voucher: 1007

Check Number	Date	Payee	Amount	Voucher	Status	Type	Cleared?	Clear Date	Void Date
245812668	07/24/2024	Quench USA, Inc	\$3.14	1007	Printed	Expense	<input type="checkbox"/>		
245812669	07/24/2024	R & W Medical, LLC	\$295.00	1007	Printed	Expense	<input type="checkbox"/>		
245812670	07/24/2024	Rcm Data Corp.	\$59.07	1007	Printed	Expense	<input type="checkbox"/>		
245812671	07/24/2024	Renasissance	\$443.54	1007	Printed	Expense	<input type="checkbox"/>		
245812672	07/24/2024	Rogoz, Isabelle E	\$25.33	1007	Printed	Expense	<input type="checkbox"/>		
245812673	07/24/2024	Safeguard Self Storage	\$1,510.00	1007	Printed	Expense	<input type="checkbox"/>		
245812674	07/24/2024	Shaw Media	\$69.90	1007	Printed	Expense	<input type="checkbox"/>		
245812675	07/24/2024	Tami Sherman	\$2,691.00	1007	Printed	Expense	<input type="checkbox"/>		
245812676	07/24/2024	UChicago- Crown Family School	\$3,696.00	1007	Printed	Expense	<input type="checkbox"/>		
245812677	07/24/2024	Warehouse Direct, Inc.	\$60.90	1007	Printed	Expense	<input type="checkbox"/>		
245812678	07/24/2024	WEX Bank	\$376.78	1007	Printed	Expense	<input type="checkbox"/>		
245812679	07/24/2024	William V. MacGill	\$32.40	1007	Printed	Expense	<input type="checkbox"/>		
245812680	07/24/2024	Williams, Marilou M	\$5,000.00	1007	Printed	Expense	<input type="checkbox"/>		
245812681	07/24/2024	WM Corporate Services, Inc	\$620.55	1007	Printed	Expense	<input type="checkbox"/>		
245812682	07/24/2024	Wolf Pack Enterprises LLC	\$10,595.50	1007	Printed	Expense	<input type="checkbox"/>		
Total Amount:			\$505,527.36						

**End of Report**

## LaGrange Area Dept. of Special Education

### Function Summary - Revenues

From Date: 7/1/2024

To Date: 7/31/2024

Fiscal Year: 2024-2025

- Subtotal by Collapse Mask   
  Include pre encumbrance   
  Print accounts with zero balance   
  Filter Encumbrance Detail by Date Range  
 Exclude Inactive Accounts with zero balance

Account Number	Description	GL Budget	Range To Date	YTD	Balance	Encumbrance	Budget Balance	% Bud
10.4.1300.0000.000.0000	UNDESIGNATED	\$0.00	\$4,658,274.03	\$4,658,274.03	(\$4,658,274.03)	\$0.00	(\$4,658,274.03)	0.00%
10.4.1400.0000.000.0000	UNDESIGNATED	\$0.00	(\$37,586.30)	(\$37,586.30)	\$37,586.30	\$0.00	\$37,586.30	0.00%
10.4.4500.0000.000.0000	UNDESIGNATED	\$0.00	(\$109,725.48)	(\$109,725.48)	\$109,725.48	\$0.00	\$109,725.48	0.00%
10.4.4900.0000.000.0000	UNDESIGNATED	\$0.00	(\$48,402.00)	(\$48,402.00)	\$48,402.00	\$0.00	\$48,402.00	0.00%
	FUND: EDUCATION - 10	\$0.00	\$4,462,560.25	\$4,462,560.25	(\$4,462,560.25)	\$0.00	(\$4,462,560.25)	0.00%
<b>Grand Total:</b>		\$0.00	\$4,462,560.25	\$4,462,560.25	(\$4,462,560.25)	\$0.00	(\$4,462,560.25)	0.00%

**End of Report**

## LaGrange Area Dept. of Special Education

### Monthly Revenues

From Date: 7/1/2024

To Date: 7/31/2024

Fiscal Year: 2024-2025

- Subtotal by Collapse Mask   
  Include pre encumbrance   
  Print accounts with zero balance   
  Filter Encumbrance Detail by Date Range  
 Exclude Inactive Accounts with zero balance

Account Number	Description	GL Budget	Range To Date	YTD	Balance	Encumbrance	Budget Balance	% Bud
10.4.4998.0000.000.4993	FEDERAL OTHER	\$0.00	(\$48,402.00)	(\$48,402.00)	\$48,402.00	\$0.00	\$48,402.00	0.00%
10.4.1342.0000.300.1000	SCHOOL TUITION	\$0.00	\$5,037,331.66	\$5,037,331.66	(\$5,037,331.66)	\$0.00	(\$5,037,331.66)	0.00%
10.4.1342.0000.300.1020	SCHOOL TUITION	\$0.00	\$539.96	\$539.96	(\$539.96)	\$0.00	(\$539.96)	0.00%
10.4.1342.0000.436.1000	SCHOOL TUITION	\$0.00	\$11,487.83	\$11,487.83	(\$11,487.83)	\$0.00	(\$11,487.83)	0.00%
10.4.1342.0000.445.1000	SCHOOL TUITION	\$0.00	(\$7,361.51)	(\$7,361.51)	\$7,361.51	\$0.00	\$7,361.51	0.00%
10.4.1342.0000.453.1000	SCHOOL TUITION	\$0.00	(\$69,565.34)	(\$69,565.34)	\$69,565.34	\$0.00	\$69,565.34	0.00%
10.4.1342.0000.454.1000	SCHOOL TUITION	\$0.00	(\$108,692.67)	(\$108,692.67)	\$108,692.67	\$0.00	\$108,692.67	0.00%
10.4.1342.0000.454.1020	SCHOOL TUITION	\$0.00	\$3,293.72	\$3,293.72	(\$3,293.72)	\$0.00	(\$3,293.72)	0.00%
10.4.1342.0000.542.1000	SCHOOL TUITION	\$0.00	(\$180,893.97)	(\$180,893.97)	\$180,893.97	\$0.00	\$180,893.97	0.00%
10.4.1342.0000.542.1020	SCHOOL TUITION	\$0.00	(\$14,365.65)	(\$14,365.65)	\$14,365.65	\$0.00	\$14,365.65	0.00%
10.4.1342.0000.571.1000	SCHOOL TUITION	\$0.00	(\$13,500.00)	(\$13,500.00)	\$13,500.00	\$0.00	\$13,500.00	0.00%
10.4.4505.0000.903.6220	UNDESIGNATED	\$0.00	(\$109,725.48)	(\$109,725.48)	\$109,725.48	\$0.00	\$109,725.48	0.00%
10.4.1400.3141.903.6100	VOC SPEC PRG	\$0.00	(\$37,526.30)	(\$37,526.30)	\$37,526.30	\$0.00	\$37,526.30	0.00%
10.4.1400.3141.903.6110	STUDENT STIPENDS	\$0.00	(\$60.00)	(\$60.00)	\$60.00	\$0.00	\$60.00	0.00%
<b>Grand Total:</b>		\$0.00	\$4,462,560.25	\$4,462,560.25	(\$4,462,560.25)	\$0.00	(\$4,462,560.25)	0.00%

**End of Report**

# LaGrange Area Dept. of Special Education

## Expenditures by Object

From Date: 7/1/2024

To Date: 7/31/2024

Fiscal Year: 2024-2025

- Subtotal by Collapse Mask   
  Include pre encumbrance   
  Print accounts with zero balance   
  Filter Encumbrance Detail by Date Range  
 Exclude Inactive Accounts with zero balance

Account Number	Description	GL Budget	Range To Date	YTD	Balance	Encumbrance	Budget Balance	% Bud
10.0.0000.0000.000.0000	UNDESIGNATED	\$0.00	(\$2,655.98)	(\$2,655.98)	\$2,655.98	\$0.00	\$2,655.98	0.00%
10.0.0000.1000.000.0000	SALARIES, CERTIFIED STAFF	\$11,688,427.15	\$175,296.82	\$175,296.82	\$11,513,130.33	\$10,601,952.60	\$911,177.73	7.80%
10.0.0000.1100.000.0000	SALARIES, NON CERTIFIED STAFF	\$11,238,447.82	\$228,925.74	\$228,925.74	\$11,009,522.08	\$9,676,516.57	\$1,333,005.51	11.86%
10.0.0000.1170.000.0000	SALARY-STUDENT	\$15,675.00	\$0.00	\$0.00	\$15,675.00	\$0.00	\$15,675.00	100.00%
10.0.0000.2110.000.0000	TEACHER'S RETIREMENT (TRS)	\$235,614.06	\$3,996.41	\$3,996.41	\$231,617.65	\$2,887.30	\$228,730.35	97.08%
10.0.0000.2120.000.0000	MUNICIPAL RETIREMENT	\$388,169.35	\$3,452.07	\$3,452.07	\$384,717.28	\$941.90	\$383,775.38	98.87%
10.0.0000.2130.000.0000	FICA	\$668,087.89	\$14,621.25	\$14,621.25	\$653,466.64	\$5,692.24	\$647,774.40	96.96%
10.0.0000.2140.000.0000	MEDICARE	\$328,108.77	\$5,795.84	\$5,795.84	\$322,312.93	\$2,368.84	\$319,944.09	97.51%
10.0.0000.2210.000.0000	LIFE INSURANCE	\$67,439.00	\$0.00	\$0.00	\$67,439.00	\$4.83	\$67,434.17	99.99%
10.0.0000.2220.000.0000	MEDICAL INSURANCE	\$4,165,915.28	\$0.00	\$0.00	\$4,165,915.28	\$3,000.73	\$4,162,914.55	99.93%
10.0.0000.2230.000.0000	DENTAL INSURANCE	\$260,700.53	\$0.00	\$0.00	\$260,700.53	\$187.61	\$260,512.92	99.93%
10.0.0000.2240.000.0000	LONGTERM CARE	\$0.00	\$4,491.19	\$4,491.19	(\$4,491.19)	\$0.00	(\$4,491.19)	0.00%
10.0.0000.2300.000.0000	TUITION REIMBURSEMENT	\$20,000.00	\$0.00	\$0.00	\$20,000.00	\$0.00	\$20,000.00	100.00%
10.0.0000.3050.000.0000	APPS AND SOFTWARE	\$57,850.00	\$0.00	\$0.00	\$57,850.00	\$11,700.51	\$46,149.49	79.77%
10.0.0000.3090.000.0000	Undesignated	\$15,800.00	\$0.00	\$0.00	\$15,800.00	\$0.00	\$15,800.00	100.00%
10.0.0000.3100.000.0000	PROFESSIONAL TECHNICAL SERVICE	\$220,301.70	\$147,587.07	\$147,587.07	\$72,714.63	\$0.00	\$72,714.63	33.01%
10.0.0000.3120.000.0000	INSERVICE TRAINING-CONSULTANTS	\$36,350.00	\$0.00	\$0.00	\$36,350.00	\$4,780.00	\$31,570.00	86.85%
10.0.0000.3140.000.0000	Undesignated	\$20,671.05	\$0.00	\$0.00	\$20,671.05	\$0.00	\$20,671.05	100.00%
10.0.0000.3150.000.0000	LOW INCIDENT DIAGNOSTIC TESTIN	\$1,800.00	\$0.00	\$0.00	\$1,800.00	\$0.00	\$1,800.00	100.00%
10.0.0000.3160.000.0000	Undesignated	\$2,000.00	\$0.00	\$0.00	\$2,000.00	\$0.00	\$2,000.00	100.00%
10.0.0000.3170.000.0000	AUDIT FEE-FINANCIAL	\$155,600.00	\$0.00	\$0.00	\$155,600.00	\$0.00	\$155,600.00	100.00%
10.0.0000.3180.000.0000	LEGAL FEE-CONTRACTUAL	\$17,000.00	\$0.00	\$0.00	\$17,000.00	\$0.00	\$17,000.00	100.00%
10.0.0000.3190.000.0000	OTHER PROFESSIONAL/TECHNICAL (	\$31,500.00	\$3.14	\$3.14	\$31,496.86	\$0.00	\$31,496.86	99.99%
10.0.0000.3210.000.0000	PROPERTY SERVICES-DISPOSAL	\$25,500.00	\$4,136.05	\$4,136.05	\$21,363.95	\$0.00	\$21,363.95	83.78%
10.0.0000.3220.000.0000	CUSTODIAL/CLEANING SERVICES	\$2,500.00	\$0.00	\$0.00	\$2,500.00	\$0.00	\$2,500.00	100.00%
10.0.0000.3230.000.0000	REPAIRS AND MAINTENANCE SERVIC	\$53,050.00	\$1,330.81	\$1,330.81	\$51,719.19	\$0.00	\$51,719.19	97.49%
10.0.0000.3250.000.0000	ROOM RENTALS	\$1,495,217.00	\$97,904.15	\$97,904.15	\$1,397,312.85	\$0.00	\$1,397,312.85	93.45%
10.0.0000.3310.000.0000	PUPIL TRANSPORTATION	\$52,149.00	\$971.78	\$971.78	\$51,177.22	\$0.00	\$51,177.22	98.14%
10.0.0000.3320.000.0000	Undesignated	\$92,400.00	\$3,696.00	\$3,696.00	\$88,704.00	\$0.00	\$88,704.00	96.00%
10.0.0000.3390.000.0000	Undesignated	\$80,426.98	\$1,221.96	\$1,221.96	\$79,205.02	\$13,632.84	\$65,572.18	81.53%
10.0.0000.3400.000.0000	COMMUNICATION-TELEPHONE	\$50,160.00	\$2,773.96	\$2,773.96	\$47,386.04	\$9,053.20	\$38,332.84	76.42%
10.0.0000.3500.000.0000	MARKETING	\$14,362.50	\$0.00	\$0.00	\$14,362.50	\$0.00	\$14,362.50	100.00%
10.0.0000.3600.000.0000	PRINTING AND BINDING	\$1,757.50	\$0.00	\$0.00	\$1,757.50	\$0.00	\$1,757.50	100.00%
10.0.0000.3700.000.0000	PROPERTY SERVICES-WATER SERVIC	\$3,000.00	\$0.00	\$0.00	\$3,000.00	\$0.00	\$3,000.00	100.00%
10.0.0000.3800.000.0000	UNEMPLOYMENT	\$950.00	\$450.00	\$450.00	\$500.00	\$0.00	\$500.00	52.63%
10.0.0000.3820.000.0000	SCHOOL BOARD LIABILITY	\$220,500.00	\$219,562.00	\$219,562.00	\$938.00	\$0.00	\$938.00	0.43%
10.0.0000.3900.000.0000	SOFTWARE LICENSES	\$7,500.00	\$0.00	\$0.00	\$7,500.00	\$0.00	\$7,500.00	100.00%
10.0.0000.4100.000.0000	OFFICE SUPPLIES LESS \$499	\$197,220.00	\$14,952.67	\$14,952.67	\$182,267.33	\$3,260.12	\$179,007.21	90.77%
10.0.0000.4110.000.0000	Undesignated	\$75,800.00	\$443.54	\$443.54	\$75,356.46	\$482.00	\$74,874.46	98.78%
10.0.0000.4120.000.0000	CLASSROOM MATERIALS 1	\$16,700.00	\$0.00	\$0.00	\$16,700.00	\$0.00	\$16,700.00	100.00%
10.0.0000.4130.000.0000	CLASSROOM MATERIALS 11	\$20,000.00	\$0.00	\$0.00	\$20,000.00	\$0.00	\$20,000.00	100.00%
10.0.0000.4190.000.0000	Undesignated	\$600.00	\$0.00	\$0.00	\$600.00	\$0.00	\$600.00	100.00%
10.0.0000.4300.000.0000	LIBRARY BOOKS	\$3,750.00	\$0.00	\$0.00	\$3,750.00	\$0.00	\$3,750.00	100.00%
10.0.0000.4600.000.0000	ELECTRICITY	\$34,206.26	\$73.98	\$73.98	\$34,132.28	\$0.00	\$34,132.28	99.78%
10.0.0000.4700.000.0000	SYSTEMS SOFTWARE	\$2,250.00	\$0.00	\$0.00	\$2,250.00	\$0.00	\$2,250.00	100.00%
10.0.0000.5400.000.0000	EQUIPMENT OVER \$5,000	\$30,000.00	\$0.00	\$0.00	\$30,000.00	\$0.00	\$30,000.00	100.00%
10.0.0000.6400.000.0000	DUES AND FEES	\$38,834.00	\$9,100.00	\$9,100.00	\$29,734.00	\$0.00	\$29,734.00	76.57%
10.0.0000.6600.000.0000	FLOW THOUGH	\$566,000.00	\$0.00	\$0.00	\$566,000.00	\$0.00	\$566,000.00	100.00%
10.0.0000.7000.000.0000	EQUIPMENT \$500 TO \$4999	\$175,910.00	\$9,970.99	\$9,970.99	\$165,939.01	\$88,265.35	\$77,673.66	44.16%
	FUND: EDUCATION - 10	\$32,896,200.84	\$948,101.44	\$948,101.44	\$31,948,099.40	\$20,424,726.64	\$11,523,372.76	35.03%

## LaGrange Area Dept. of Special Education

### Expenditures by Object

From Date: 7/1/2024

To Date: 7/31/2024

Fiscal Year: 2024-2025

- Subtotal by Collapse Mask   
  Include pre encumbrance   
  Print accounts with zero balance   
  Filter Encumbrance Detail by Date Range  
 Exclude Inactive Accounts with zero balance

Account Number	Description	GL Budget	Range To Date	YTD	Balance	Encumbrance	Budget Balance	% Bud
20.0.0000.3190.000.0000	OTHER PROFESSIONAL/TECHNICAL (	\$0.00	\$10,595.50	\$10,595.50	(\$10,595.50)	\$0.00	(\$10,595.50)	0.00%
20.0.0000.3230.000.0000	REPAIRS AND MAINTENANCE SERVIC	\$0.00	\$956.56	\$956.56	(\$956.56)	\$0.00	(\$956.56)	0.00%
	FUND: OPERATIONS & MAINTENANCE - 20	\$0.00	\$11,552.06	\$11,552.06	(\$11,552.06)	\$0.00	(\$11,552.06)	0.00%
<b>Grand Total:</b>		\$32,896,200.84	\$959,653.50	\$959,653.50	\$31,936,547.34	\$20,424,726.64	\$11,511,820.70	34.99%

End of Report

## LaGrange Area Dept. of Special Education

### Function Summary - Expenses

From Date: 7/1/2024

To Date: 7/31/2024

Fiscal Year: 2024-2025

- Subtotal by Collapse Mask   
  Include pre encumbrance   
  Print accounts with zero balance   
  Filter Encumbrance Detail by Date Range  
 Exclude Inactive Accounts with zero balance

Account Number	Description	GL Budget	Range To Date	YTD	Balance	Encumbrance	Budget Balance	% Bud
10.5.0400.0000.000.0000	UNDESIGNATED	\$0.00	(\$2,655.98)	(\$2,655.98)	\$2,655.98	\$0.00	\$2,655.98	0.00%
10.5.1000.0000.000.0000	UNDESIGNATED	\$0.00	\$0.00	\$0.00	\$0.00	\$150,508.36	(\$150,508.36)	0.00%
10.5.1200.0000.000.0000	UNDESIGNATED	\$9,826,858.79	\$34,140.06	\$34,140.06	\$9,792,718.73	\$5,982,189.05	\$3,810,529.68	38.78%
10.5.1300.0000.000.0000	UNDESIGNATED	\$0.00	\$258,366.84	\$258,366.84	(\$258,366.84)	\$27,741.06	(\$286,107.90)	0.00%
10.5.1400.0000.000.0000	UNDESIGNATED	\$805,816.10	\$42,022.90	\$42,022.90	\$763,793.20	\$622,602.03	\$141,191.17	17.52%
10.5.2100.0000.000.0000	UNDESIGNATED	\$15,941,311.67	\$39,952.19	\$39,952.19	\$15,901,359.48	\$11,599,658.25	\$4,301,701.23	26.98%
10.5.2200.0000.000.0000	UNDESIGNATED	\$355,012.32	\$5,489.36	\$5,489.36	\$349,522.96	\$5,965.62	\$343,557.34	96.77%
10.5.2300.0000.000.0000	UNDESIGNATED	\$783,255.75	\$339,559.26	\$339,559.26	\$443,696.49	\$230,967.64	\$212,728.85	27.16%
10.5.2400.0000.000.0000	UNDESIGNATED	\$2,031,650.55	\$46,246.80	\$46,246.80	\$1,985,403.75	\$915,141.02	\$1,070,262.73	52.68%
10.5.2500.0000.000.0000	UNDESIGNATED	\$1,524,346.17	\$127,154.15	\$127,154.15	\$1,397,192.02	\$135,432.04	\$1,261,759.98	82.77%
10.5.2600.0000.000.0000	UNDESIGNATED	\$1,053,949.49	\$57,825.86	\$57,825.86	\$996,123.63	\$754,521.57	\$241,602.06	22.92%
10.5.3700.0000.000.0000	UNDESIGNATED	\$574,000.00	\$0.00	\$0.00	\$574,000.00	\$0.00	\$574,000.00	100.00%
	FUND: EDUCATION - 10	\$32,896,200.84	\$948,101.44	\$948,101.44	\$31,948,099.40	\$20,424,726.64	\$11,523,372.76	35.03%
20.5.2500.0000.000.0000	UNDESIGNATED	\$0.00	\$11,552.06	\$11,552.06	(\$11,552.06)	\$0.00	(\$11,552.06)	0.00%
	FUND: OPERATIONS & MAINTENANCE - 20	\$0.00	\$11,552.06	\$11,552.06	(\$11,552.06)	\$0.00	(\$11,552.06)	0.00%
	<b>Grand Total:</b>	\$32,896,200.84	\$959,653.50	\$959,653.50	\$31,936,547.34	\$20,424,726.64	\$11,511,820.70	34.99%

End of Report

# LaGrange Area Dept. of Special Education

## Monthly Expenditures

From Date: 7/1/2024

To Date: 7/31/2024

Fiscal Year: 2024-2025

- Subtotal by Collapse Mask   
  Include pre encumbrance   
  Print accounts with zero balance   
  Filter Encumbrance Detail by Date Range  
 Exclude Inactive Accounts with zero balance

Account Number	Description	GL Budget	Range To Date	YTD	Balance	Encumbrance	Budget Balance	% Bud
10.5.0454.0000.000.1100	UNDESIGNATED	\$0.00	(\$2,655.98)	(\$2,655.98)	\$2,655.98	\$0.00	\$2,655.98	0.00%
10.5.1200.4118.301.1100	CURRICULUM	\$4,000.00	\$0.00	\$0.00	\$4,000.00	\$0.00	\$4,000.00	100.00%
10.5.2630.7000.301.1100	EQUIPMENT \$500 TO \$4999	\$850.00	\$0.00	\$0.00	\$850.00	\$0.00	\$850.00	100.00%
10.5.2110.3100.302.1100	PROFESSIONAL TECHNICAL SERVICE	\$0.00	\$170.00	\$170.00	(\$170.00)	\$0.00	(\$170.00)	0.00%
10.5.2410.3100.302.1100	PROFESSIONAL TECHNICAL SERVICE	\$1,451.70	\$0.00	\$0.00	\$1,451.70	\$0.00	\$1,451.70	100.00%
10.5.2630.3230.302.1100	REPAIRS AND MAINTENANCE SERVIC	\$1,000.00	\$0.00	\$0.00	\$1,000.00	\$0.00	\$1,000.00	100.00%
10.5.1200.3399.302.1100	TRAVEL LOCAL MILEAGE	\$56.98	\$0.00	\$0.00	\$56.98	\$0.00	\$56.98	100.00%
10.5.1200.4100.302.1100	OFFICE SUPPLIES LESS \$499	\$500.00	\$0.00	\$0.00	\$500.00	\$0.00	\$500.00	100.00%
10.5.2630.7000.302.1100	EQUIPMENT \$500 TO \$4999	\$2,400.00	\$2,697.00	\$2,697.00	(\$297.00)	\$0.00	(\$297.00)	-12.38%
10.5.1322.1000.318.1110	SALARIES, CERTIFIED STAFF	\$0.00	\$9,020.00	\$9,020.00	(\$9,020.00)	\$4,290.00	(\$13,310.00)	0.00%
10.5.1322.1000.318.1111	SALARIES, CERTIFIED STAFF	\$0.00	\$5,020.00	\$5,020.00	(\$5,020.00)	\$0.00	(\$5,020.00)	0.00%
10.5.1322.1100.318.1110	SALARIES, NON CERTIFIED STAFF	\$0.00	\$1,760.00	\$1,760.00	(\$1,760.00)	\$990.00	(\$2,750.00)	0.00%
10.5.1322.1100.318.1111	SALARIES, NON CERTIFIED STAFF	\$0.00	\$1,650.00	\$1,650.00	(\$1,650.00)	\$5,280.00	(\$6,930.00)	0.00%
10.5.1322.2110.318.1110	TEACHER'S RETIREMENT (TRS)	\$0.00	\$112.75	\$112.75	(\$112.75)	\$53.63	(\$166.38)	0.00%
10.5.1322.2110.318.1111	TEACHER'S RETIREMENT (TRS)	\$0.00	\$62.75	\$62.75	(\$62.75)	\$0.00	(\$62.75)	0.00%
10.5.1322.2120.318.1110	MUNICIPAL RETIREMENT	\$0.00	\$39.60	\$39.60	(\$39.60)	\$7.23	(\$46.83)	0.00%
10.5.1322.2120.318.1111	MUNICIPAL RETIREMENT	\$0.00	\$37.13	\$37.13	(\$37.13)	\$38.54	(\$75.67)	0.00%
10.5.1322.2130.318.1110	FICA	\$0.00	\$109.12	\$109.12	(\$109.12)	\$61.38	(\$170.50)	0.00%
10.5.1322.2130.318.1111	FICA	\$0.00	\$102.30	\$102.30	(\$102.30)	\$327.36	(\$429.66)	0.00%
10.5.1322.2140.318.1110	MEDICARE	\$0.00	\$156.32	\$156.32	(\$156.32)	\$76.57	(\$232.89)	0.00%
10.5.1322.2140.318.1111	MEDICARE	\$0.00	\$96.72	\$96.72	(\$96.72)	\$76.56	(\$173.28)	0.00%
10.5.2130.2140.320.1100	MEDICARE	\$0.00	\$0.21	\$0.21	(\$0.21)	\$0.23	(\$0.44)	0.00%
10.5.2130.3100.320.1100	PROFESSIONAL TECHNICAL SERVICE	\$500.00	\$0.00	\$0.00	\$500.00	\$0.00	\$500.00	100.00%
10.5.2130.3107.320.1020	CONTRACTUAL SERVICES	\$0.00	\$1,728.00	\$1,728.00	(\$1,728.00)	\$0.00	(\$1,728.00)	0.00%
10.5.2130.3107.320.1100	CONTRACTUAL SERVICES	\$0.00	\$3,024.00	\$3,024.00	(\$3,024.00)	\$0.00	(\$3,024.00)	0.00%
10.5.2130.3400.320.1100	COMMUNICATION-TELEPHONE	\$0.00	\$15.17	\$15.17	(\$15.17)	\$56.83	(\$72.00)	0.00%
10.5.2130.4100.320.1020	OFFICE SUPPLIES LESS \$499	\$0.00	\$32.40	\$32.40	(\$32.40)	\$0.00	(\$32.40)	0.00%
10.5.2130.4100.320.1100	OFFICE SUPPLIES LESS \$499	\$5,000.00	\$0.00	\$0.00	\$5,000.00	\$0.00	\$5,000.00	100.00%
10.5.2630.7000.320.1100	EQUIPMENT \$500 TO \$4999	\$3,000.00	\$0.00	\$0.00	\$3,000.00	\$0.00	\$3,000.00	100.00%
10.5.2630.3050.321.1100	APPS AND SOFTWARE	\$400.00	\$0.00	\$0.00	\$400.00	\$0.00	\$400.00	100.00%
10.5.2131.3100.321.1100	PROFESSIONAL TECHNICAL SERVICE	\$5,000.00	\$0.00	\$0.00	\$5,000.00	\$0.00	\$5,000.00	100.00%
10.5.2131.3107.321.1100	CONTRACTUAL SERVICES	\$15,000.00	\$0.00	\$0.00	\$15,000.00	\$0.00	\$15,000.00	100.00%
10.5.2630.3230.321.1100	REPAIRS AND MAINTENANCE SERVIC	\$2,000.00	\$0.00	\$0.00	\$2,000.00	\$0.00	\$2,000.00	100.00%
10.5.2570.3250.321.1100	ROOM RENTALS	\$2,250.00	\$1,208.00	\$1,208.00	\$1,042.00	\$0.00	\$1,042.00	46.31%
10.5.2131.3399.321.1100	TRAVEL LOCAL MILEAGE	\$3,000.00	\$0.00	\$0.00	\$3,000.00	\$0.00	\$3,000.00	100.00%
10.5.2131.4100.321.1100	OFFICE SUPPLIES LESS \$499	\$5,500.00	\$0.00	\$0.00	\$5,500.00	\$0.00	\$5,500.00	100.00%
10.5.2630.7000.321.1100	EQUIPMENT \$500 TO \$4999	\$14,000.00	\$0.00	\$0.00	\$14,000.00	\$0.00	\$14,000.00	100.00%
10.5.2140.3100.323.1100	PROFESSIONAL TECHNICAL SERVICE	\$1,000.00	\$0.00	\$0.00	\$1,000.00	\$0.00	\$1,000.00	100.00%
10.5.2140.4100.323.1100	OFFICE SUPPLIES LESS \$499	\$18,000.00	\$0.00	\$0.00	\$18,000.00	\$0.00	\$18,000.00	100.00%
10.5.2140.7000.323.1100	EQUIPMENT \$500 TO \$4999	\$10,000.00	\$0.00	\$0.00	\$10,000.00	\$0.00	\$10,000.00	100.00%
10.5.2630.7000.323.1100	EQUIPMENT \$500 TO \$4999	\$5,400.00	\$0.00	\$0.00	\$5,400.00	\$0.00	\$5,400.00	100.00%
10.5.2630.3050.324.1100	APPS AND SOFTWARE	\$150.00	\$0.00	\$0.00	\$150.00	\$0.00	\$150.00	100.00%
10.5.2132.3100.324.1100	PROFESSIONAL TECHNICAL SERVICE	\$10,250.00	\$0.00	\$0.00	\$10,250.00	\$0.00	\$10,250.00	100.00%
10.5.2630.3230.324.1100	REPAIRS AND MAINTENANCE SERVIC	\$2,000.00	\$0.00	\$0.00	\$2,000.00	\$0.00	\$2,000.00	100.00%
10.5.2570.3250.324.1100	ROOM RENTALS	\$6,000.00	\$0.00	\$0.00	\$6,000.00	\$0.00	\$6,000.00	100.00%
10.5.2132.3399.324.1100	TRAVEL LOCAL MILEAGE	\$4,000.00	\$0.00	\$0.00	\$4,000.00	\$0.00	\$4,000.00	100.00%
10.5.2132.4100.324.1100	OFFICE SUPPLIES LESS \$499	\$4,500.00	\$0.00	\$0.00	\$4,500.00	\$0.00	\$4,500.00	100.00%
10.5.2210.6400.324.1100	DUES AND FEES	\$1,000.00	\$0.00	\$0.00	\$1,000.00	\$0.00	\$1,000.00	100.00%
10.5.2132.7000.324.1100	EQUIPMENT \$500 TO \$4999	\$4,880.00	\$0.00	\$0.00	\$4,880.00	\$0.00	\$4,880.00	100.00%
10.5.2630.3050.326.1100	APPS AND SOFTWARE	\$1,000.00	\$0.00	\$0.00	\$1,000.00	\$0.00	\$1,000.00	100.00%

169

# LaGrange Area Dept. of Special Education

## Monthly Expenditures

From Date: 7/1/2024

To Date: 7/31/2024

Fiscal Year: 2024-2025

- Subtotal by Collapse Mask   
  Include pre encumbrance   
  Print accounts with zero balance   
  Filter Encumbrance Detail by Date Range  
 Exclude Inactive Accounts with zero balance

Account Number	Description	GL Budget	Range To Date	YTD	Balance	Encumbrance	Budget Balance	% Bud
10.5.2150.3107.326.1100	CONTRACTUAL SERVICES	\$10,000.00	\$0.00	\$0.00	\$10,000.00	\$0.00	\$10,000.00	100.00%
10.5.2630.3230.326.1100	REPAIRS AND MAINTENANCE SERVIC	\$1,000.00	\$0.00	\$0.00	\$1,000.00	\$0.00	\$1,000.00	100.00%
10.5.2150.3399.326.1100	TRAVEL LOCAL MILEAGE	\$1,000.00	\$0.00	\$0.00	\$1,000.00	\$0.00	\$1,000.00	100.00%
10.5.2150.4100.326.1100	OFFICE SUPPLIES LESS \$499	\$2,500.00	\$0.00	\$0.00	\$2,500.00	\$0.00	\$2,500.00	100.00%
10.5.2150.4118.326.1100	CURRICULUM	\$5,000.00	\$0.00	\$0.00	\$5,000.00	\$0.00	\$5,000.00	100.00%
10.5.2630.7000.326.1100	EQUIPMENT \$500 TO \$4999	\$17,500.00	\$0.00	\$0.00	\$17,500.00	\$0.00	\$17,500.00	100.00%
10.5.1200.1105.333.1100	STIPENDS- NON CERTIFIED	\$7,000.00	\$0.00	\$0.00	\$7,000.00	\$0.00	\$7,000.00	100.00%
10.5.1200.3100.430.4993	PROFESSIONAL TECHNICAL SERVICE	\$0.00	\$5,530.00	\$5,530.00	(\$5,530.00)	\$0.00	(\$5,530.00)	0.00%
10.5.2630.3150.430.1100	LOW INCIDENT DIAGNOSTIC TESTIN	\$1,800.00	\$0.00	\$0.00	\$1,800.00	\$0.00	\$1,800.00	100.00%
10.5.1200.3196.430.1100	CONTRACTUAL RELATED SERVICES	\$30,000.00	\$0.00	\$0.00	\$30,000.00	\$0.00	\$30,000.00	100.00%
10.5.2630.3230.430.1100	REPAIRS AND MAINTENANCE SERVIC	\$1,350.00	\$0.00	\$0.00	\$1,350.00	\$0.00	\$1,350.00	100.00%
10.5.2570.3250.430.1100	ROOM RENTALS	\$286,800.00	\$4,140.00	\$4,140.00	\$282,660.00	\$0.00	\$282,660.00	98.56%
10.5.2570.3251.430.1100	COPIER RENTAL	\$0.00	\$5.97	\$5.97	(\$5.97)	\$0.00	(\$5.97)	0.00%
10.5.2550.3310.430.1100	PUPIL TRANSPORTATION	\$9,050.00	\$0.00	\$0.00	\$9,050.00	\$0.00	\$9,050.00	100.00%
10.5.1200.3399.430.1100	TRAVEL LOCAL MILEAGE	\$250.00	\$0.00	\$0.00	\$250.00	\$0.00	\$250.00	100.00%
10.5.1200.4100.430.1100	OFFICE SUPPLIES LESS \$499	\$11,800.00	\$0.00	\$0.00	\$11,800.00	\$0.00	\$11,800.00	100.00%
10.5.1200.4104.430.1100	INK	\$5,000.00	\$0.00	\$0.00	\$5,000.00	\$0.00	\$5,000.00	100.00%
10.5.1200.4118.430.1100	CURRICULUM	\$37,000.00	\$0.00	\$0.00	\$37,000.00	\$0.00	\$37,000.00	100.00%
10.5.1200.4120.430.1100	CLASSROOM MATERIALS 1	\$800.00	\$0.00	\$0.00	\$800.00	\$0.00	\$800.00	100.00%
10.5.1200.4121.430.1100	CLASSROOM MATERIALS 2	\$800.00	\$0.00	\$0.00	\$800.00	\$0.00	\$800.00	100.00%
10.5.1200.4122.430.1100	CLASSROOM MATERIALS 3	\$800.00	\$0.00	\$0.00	\$800.00	\$0.00	\$800.00	100.00%
10.5.1200.4123.430.1100	CLASSROOM MATERIALS 4	\$800.00	\$0.00	\$0.00	\$800.00	\$0.00	\$800.00	100.00%
10.5.1200.4124.430.1100	CLASSROOM MATERIALS 5	\$800.00	\$0.00	\$0.00	\$800.00	\$0.00	\$800.00	100.00%
10.5.1200.4125.430.1100	CLASSROOM MATERIALS 6	\$800.00	\$0.00	\$0.00	\$800.00	\$0.00	\$800.00	100.00%
10.5.1200.4126.430.1100	CLASSROOM MATERIALS 7	\$800.00	\$0.00	\$0.00	\$800.00	\$0.00	\$800.00	100.00%
10.5.1200.4127.430.1100	CLASSROOM MATERIALS 8	\$800.00	\$0.00	\$0.00	\$800.00	\$0.00	\$800.00	100.00%
10.5.1200.4128.430.1100	CLASSROOM MATERIALS 9	\$1,000.00	\$0.00	\$0.00	\$1,000.00	\$0.00	\$1,000.00	100.00%
10.5.1200.4129.430.1100	CLASSROOM MATERIALS 10	\$800.00	\$0.00	\$0.00	\$800.00	\$0.00	\$800.00	100.00%
10.5.1200.4130.430.1100	CLASSROOM MATERIALS 9	\$5,000.00	\$0.00	\$0.00	\$5,000.00	\$0.00	\$5,000.00	100.00%
10.5.1200.4131.430.1100	CLASSROOM 11	\$5,000.00	\$0.00	\$0.00	\$5,000.00	\$0.00	\$5,000.00	100.00%
10.5.1200.4132.430.1100	CLASSROOM MATERIALS 13	\$5,000.00	\$0.00	\$0.00	\$5,000.00	\$0.00	\$5,000.00	100.00%
10.5.1200.4133.430.1100	CLASSROOM MATERIALS 14	\$5,000.00	\$0.00	\$0.00	\$5,000.00	\$0.00	\$5,000.00	100.00%
10.5.2630.7000.430.1100	EQUIPMENT \$500 TO \$4999	\$27,000.00	\$0.00	\$0.00	\$27,000.00	\$10,797.98	\$16,202.02	60.01%
10.5.2630.3050.436.1100	APPS AND SOFTWARE	\$2,000.00	\$0.00	\$0.00	\$2,000.00	\$0.00	\$2,000.00	100.00%
10.5.1200.3230.436.1100	REPAIRS AND MAINTENANCE SERVIC	\$2,500.00	\$0.00	\$0.00	\$2,500.00	\$0.00	\$2,500.00	100.00%
10.5.2570.3250.436.1100	ROOM RENTALS	\$220,000.00	\$2,760.00	\$2,760.00	\$217,240.00	\$0.00	\$217,240.00	98.75%
10.5.2570.3251.436.1100	COPIER RENTAL	\$1,500.00	\$22.33	\$22.33	\$1,477.67	\$0.00	\$1,477.67	98.51%
10.5.2550.3310.436.1100	PUPIL TRANSPORTATION	\$6,600.00	\$0.00	\$0.00	\$6,600.00	\$0.00	\$6,600.00	100.00%
10.5.1200.3399.436.1100	TRAVEL LOCAL MILEAGE	\$2,250.00	\$0.00	\$0.00	\$2,250.00	\$0.00	\$2,250.00	100.00%
10.5.2570.3400.436.1100	COMMUNICATION-TELEPHONE	\$3,000.00	\$123.21	\$123.21	\$2,876.79	\$0.00	\$2,876.79	95.89%
10.5.1200.4100.436.1100	OFFICE SUPPLIES LESS \$499	\$7,000.00	\$0.00	\$0.00	\$7,000.00	\$408.99	\$6,591.01	94.16%
10.5.1200.4103.436.1100	MEDICAL SUPPLIES	\$2,500.00	\$0.00	\$0.00	\$2,500.00	\$0.00	\$2,500.00	100.00%
10.5.1200.4104.436.1100	INK	\$4,000.00	\$0.00	\$0.00	\$4,000.00	\$0.00	\$4,000.00	100.00%
10.5.1200.4118.436.1100	CURRICULUM	\$17,000.00	\$0.00	\$0.00	\$17,000.00	\$482.00	\$16,518.00	97.16%
10.5.1200.4120.436.1100	CLASSROOM MATERIALS 1	\$800.00	\$0.00	\$0.00	\$800.00	\$0.00	\$800.00	100.00%
10.5.1200.4121.436.1100	CLASSROOM MATERIALS 2	\$800.00	\$0.00	\$0.00	\$800.00	\$0.00	\$800.00	100.00%
10.5.1200.4122.436.1100	CLASSROOM MATERIALS 3	\$800.00	\$0.00	\$0.00	\$800.00	\$0.00	\$800.00	100.00%
10.5.1200.4123.436.1100	CLASSROOM MATERIALS 4	\$800.00	\$0.00	\$0.00	\$800.00	\$0.00	\$800.00	100.00%
10.5.1200.4124.436.1100	CLASSROOM MATERIALS 5	\$800.00	\$0.00	\$0.00	\$800.00	\$0.00	\$800.00	100.00%
10.5.1200.4125.436.1100	CLASSROOM MATERIALS 6	\$800.00	\$0.00	\$0.00	\$800.00	\$0.00	\$800.00	100.00%

170

# LaGrange Area Dept. of Special Education

## Monthly Expenditures

From Date: 7/1/2024

To Date: 7/31/2024

Fiscal Year: 2024-2025

- Subtotal by Collapse Mask   
  Include pre encumbrance   
  Print accounts with zero balance   
  Filter Encumbrance Detail by Date Range  
 Exclude Inactive Accounts with zero balance

Account Number	Description	GL Budget	Range To Date	YTD	Balance	Encumbrance	Budget Balance	% Bud
10.5.1200.4126.436.1100	CLASSROOM MATERIALS 7	\$800.00	\$0.00	\$0.00	\$800.00	\$0.00	\$800.00	100.00%
10.5.1200.4127.436.1100	CLASSROOM MATERIALS 8	\$800.00	\$0.00	\$0.00	\$800.00	\$0.00	\$800.00	100.00%
10.5.1200.4128.436.1100	CLASSROOM MATERIALS 9	\$800.00	\$0.00	\$0.00	\$800.00	\$0.00	\$800.00	100.00%
10.5.1200.4129.436.1100	CLASSROOM MATERIALS 10	\$800.00	\$0.00	\$0.00	\$800.00	\$0.00	\$800.00	100.00%
10.5.2210.6400.436.1100	DUES AND FEES	\$425.00	\$0.00	\$0.00	\$425.00	\$0.00	\$425.00	100.00%
10.5.1200.7000.436.1100	EQUIPMENT \$500 TO \$4999	\$8,400.00	\$0.00	\$0.00	\$8,400.00	\$1,146.98	\$7,253.02	86.35%
10.5.2630.7000.436.1100	EQUIPMENT \$500 TO \$4999	\$9,300.00	\$0.00	\$0.00	\$9,300.00	\$4,698.99	\$4,601.01	49.47%
10.5.2630.3230.440.1100	REPAIRS AND MAINTENANCE SERVIC	\$200.00	\$0.00	\$0.00	\$200.00	\$0.00	\$200.00	100.00%
10.5.2570.3250.440.1100	ROOM RENTALS	\$25,000.00	\$0.00	\$0.00	\$25,000.00	\$0.00	\$25,000.00	100.00%
10.5.1200.3399.440.1100	TRAVEL LOCAL MILEAGE	\$200.00	\$0.00	\$0.00	\$200.00	\$0.00	\$200.00	100.00%
10.5.1200.4100.440.1100	OFFICE SUPPLIES LESS \$499	\$700.00	\$0.00	\$0.00	\$700.00	\$0.00	\$700.00	100.00%
10.5.1200.4104.440.1100	INK	\$500.00	\$0.00	\$0.00	\$500.00	\$0.00	\$500.00	100.00%
10.5.1200.4118.440.1100	CURRICULUM	\$1,000.00	\$0.00	\$0.00	\$1,000.00	\$0.00	\$1,000.00	100.00%
10.5.1200.4120.440.1100	CLASSROOM MATERIALS 1	\$500.00	\$0.00	\$0.00	\$500.00	\$0.00	\$500.00	100.00%
10.5.1200.4199.440.1100	PPE/Covid Supplies	\$600.00	\$0.00	\$0.00	\$600.00	\$0.00	\$600.00	100.00%
10.5.2630.7000.440.1100	EQUIPMENT \$500 TO \$4999	\$1,000.00	\$658.00	\$658.00	\$342.00	\$99.90	\$242.10	24.21%
10.5.2630.3230.445.1100	REPAIRS AND MAINTENANCE SERVIC	\$200.00	\$0.00	\$0.00	\$200.00	\$0.00	\$200.00	100.00%
10.5.2570.3250.445.1100	ROOM RENTALS	\$27,000.00	\$0.00	\$0.00	\$27,000.00	\$0.00	\$27,000.00	100.00%
10.5.2150.3399.445.1100	TRAVEL LOCAL MILEAGE	\$300.00	\$0.00	\$0.00	\$300.00	\$0.00	\$300.00	100.00%
10.5.1200.4100.445.1100	OFFICE SUPPLIES LESS \$499	\$2,300.00	\$0.00	\$0.00	\$2,300.00	\$0.00	\$2,300.00	100.00%
10.5.2630.7000.445.1100	EQUIPMENT \$500 TO \$4999	\$1,600.00	\$0.00	\$0.00	\$1,600.00	\$0.00	\$1,600.00	100.00%
10.5.2630.3230.453.1100	REPAIRS AND MAINTENANCE SERVIC	\$2,000.00	\$0.00	\$0.00	\$2,000.00	\$0.00	\$2,000.00	100.00%
10.5.2570.3250.453.1100	ROOM RENTALS	\$170,000.00	\$22,961.42	\$22,961.42	\$147,038.58	\$0.00	\$147,038.58	86.49%
10.5.2550.3310.453.1100	PUPIL TRANSPORTATION	\$7,200.00	\$0.00	\$0.00	\$7,200.00	\$0.00	\$7,200.00	100.00%
10.5.1200.3399.453.1100	TRAVEL LOCAL MILEAGE	\$1,000.00	\$0.00	\$0.00	\$1,000.00	\$0.00	\$1,000.00	100.00%
10.5.2570.3400.453.1100	COMMUNICATION-TELEPHONE	\$2,100.00	\$86.25	\$86.25	\$2,013.75	\$0.00	\$2,013.75	95.89%
10.5.2630.3900.453.1100	SOFTWARE LICENSES	\$3,000.00	\$0.00	\$0.00	\$3,000.00	\$0.00	\$3,000.00	100.00%
10.5.1200.4100.453.1100	OFFICE SUPPLIES LESS \$499	\$15,000.00	(\$27.87)	(\$27.87)	\$15,027.87	\$0.00	\$15,027.87	100.19%
10.5.1200.4104.453.1100	INK	\$1,500.00	\$0.00	\$0.00	\$1,500.00	\$0.00	\$1,500.00	100.00%
10.5.1200.4105.453.1100	STUDENT INCENTIVES	\$4,000.00	\$0.00	\$0.00	\$4,000.00	\$0.00	\$4,000.00	100.00%
10.5.1200.4106.453.1100	STUDENT FOOD/SUPPLIES	\$1,000.00	\$0.00	\$0.00	\$1,000.00	\$0.00	\$1,000.00	100.00%
10.5.1200.4118.453.1100	CURRICULUM	\$8,000.00	\$332.66	\$332.66	\$7,667.34	\$0.00	\$7,667.34	95.84%
10.5.1200.6400.453.1100	DUES AND FEES	\$6,000.00	\$5,600.00	\$5,600.00	\$400.00	\$0.00	\$400.00	6.67%
10.5.2630.7000.453.1100	EQUIPMENT \$500 TO \$4999	\$16,000.00	\$0.00	\$0.00	\$16,000.00	\$0.00	\$16,000.00	100.00%
10.5.1322.1000.454.1111	SALARIES, CERTIFIED STAFF	\$0.00	\$5,433.84	\$5,433.84	(\$5,433.84)	\$979.69	(\$6,413.53)	0.00%
10.5.1322.2110.454.1111	TEACHER'S RETIREMENT (TRS)	\$0.00	\$67.95	\$67.95	(\$67.95)	\$12.25	(\$80.20)	0.00%
10.5.1322.2140.454.1111	MEDICARE	\$0.00	\$78.80	\$78.80	(\$78.80)	\$14.20	(\$93.00)	0.00%
10.5.2410.3100.454.1100	PROFESSIONAL TECHNICAL SERVICE	\$100.00	\$0.00	\$0.00	\$100.00	\$0.00	\$100.00	100.00%
10.5.1200.3399.454.1100	TRAVEL LOCAL MILEAGE	\$5,000.00	\$0.00	\$0.00	\$5,000.00	\$0.00	\$5,000.00	100.00%
10.5.2570.3400.454.1100	COMMUNICATION-TELEPHONE	\$2,100.00	\$86.25	\$86.25	\$2,013.75	\$0.00	\$2,013.75	95.89%
10.5.1200.4100.454.1100	OFFICE SUPPLIES LESS \$499	\$1,500.00	\$0.00	\$0.00	\$1,500.00	\$0.00	\$1,500.00	100.00%
10.5.2630.7000.454.1100	EQUIPMENT \$500 TO \$4999	\$3,600.00	\$0.00	\$0.00	\$3,600.00	\$0.00	\$3,600.00	100.00%
10.5.2630.3050.455.1100	APPS AND SOFTWARE	\$300.00	\$0.00	\$0.00	\$300.00	\$0.00	\$300.00	100.00%
10.5.2540.3104.455.1100	MIS SERVICES	\$500.00	\$0.00	\$0.00	\$500.00	\$0.00	\$500.00	100.00%
10.5.2540.3210.455.1100	PROPERTY SERVICES-DISPOSAL	\$500.00	\$0.00	\$0.00	\$500.00	\$0.00	\$500.00	100.00%
10.5.2630.3230.455.1100	REPAIRS AND MAINTENANCE SERVIC	\$1,500.00	\$0.00	\$0.00	\$1,500.00	\$0.00	\$1,500.00	100.00%
10.5.2570.3250.455.1100	ROOM RENTALS	\$72,000.00	\$7,653.80	\$7,653.80	\$64,346.20	\$0.00	\$64,346.20	89.37%
10.5.2550.3310.455.1100	PUPIL TRANSPORTATION	\$4,000.00	\$0.00	\$0.00	\$4,000.00	\$0.00	\$4,000.00	100.00%
10.5.1200.3399.455.1100	TRAVEL LOCAL MILEAGE	\$500.00	\$0.00	\$0.00	\$500.00	\$0.00	\$500.00	100.00%
10.5.2540.3400.455.1100	COMMUNICATION-TELEPHONE	\$500.00	\$20.54	\$20.54	\$479.46	\$0.00	\$479.46	95.89%

171

# LaGrange Area Dept. of Special Education

## Monthly Expenditures

From Date: 7/1/2024

To Date: 7/31/2024

Fiscal Year: 2024-2025

- Subtotal by Collapse Mask   
  Include pre encumbrance   
  Print accounts with zero balance   
  Filter Encumbrance Detail by Date Range  
 Exclude Inactive Accounts with zero balance

Account Number	Description	GL Budget	Range To Date	YTD	Balance	Encumbrance	Budget Balance	% Bud
10.5.2540.3401.455.1100	COMMUNICATION-POSTAGE	\$500.00	\$83.00	\$83.00	\$417.00	\$0.00	\$417.00	83.40%
10.5.2540.3700.455.1100	PROPERTY SERVICES-WATER SERVIC	\$1,000.00	\$0.00	\$0.00	\$1,000.00	\$0.00	\$1,000.00	100.00%
10.5.1200.4100.455.1100	OFFICE SUPPLIES LESS \$499	\$6,000.00	\$0.00	\$0.00	\$6,000.00	\$0.00	\$6,000.00	100.00%
10.5.2630.4100.455.1100	OFFICE SUPPLIES LESS \$499	\$3,500.00	\$0.00	\$0.00	\$3,500.00	\$0.00	\$3,500.00	100.00%
10.5.1200.4104.455.1100	INK	\$2,500.00	\$0.00	\$0.00	\$2,500.00	\$0.00	\$2,500.00	100.00%
10.5.1200.4105.455.1100	STUDENT INCENTIVES	\$1,000.00	\$0.00	\$0.00	\$1,000.00	\$0.00	\$1,000.00	100.00%
10.5.1200.4118.455.1100	CURRICULUM	\$3,000.00	\$110.88	\$110.88	\$2,889.12	\$0.00	\$2,889.12	96.30%
10.5.1200.6400.455.1100	DUES AND FEES	\$2,200.00	\$1,400.00	\$1,400.00	\$800.00	\$0.00	\$800.00	36.36%
10.5.2630.7000.455.1100	EQUIPMENT \$500 TO \$4999	\$6,000.00	\$0.00	\$0.00	\$6,000.00	\$0.00	\$6,000.00	100.00%
10.5.1400.1100.459.6220	SALARIES, NON CERTIFIED STAFF	\$0.00	\$0.00	\$0.00	\$0.00	\$31,275.00	(\$31,275.00)	0.00%
10.5.1400.3230.459.1100	REPAIRS AND MAINTENANCE SERVIC	\$1,000.00	\$0.00	\$0.00	\$1,000.00	\$0.00	\$1,000.00	100.00%
10.5.2570.3251.459.1100	COPIER RENTAL	\$500.00	\$0.00	\$0.00	\$500.00	\$0.00	\$500.00	100.00%
10.5.1400.3310.459.1100	PUPIL TRANSPORTATION	\$3,000.00	\$0.00	\$0.00	\$3,000.00	\$0.00	\$3,000.00	100.00%
10.5.1400.4100.459.1100	OFFICE SUPPLIES LESS \$499	\$4,000.00	\$0.00	\$0.00	\$4,000.00	\$0.00	\$4,000.00	100.00%
10.5.1400.7000.459.1100	EQUIPMENT \$500 TO \$4999	\$7,600.00	\$6,615.99	\$6,615.99	\$984.01	\$0.00	\$984.01	12.95%
10.5.2110.1000.470.1111	SALARIES, CERTIFIED STAFF	\$0.00	\$0.00	\$0.00	\$0.00	\$330.00	(\$330.00)	0.00%
10.5.2140.1000.470.1100	SALARIES, CERTIFIED STAFF	\$0.00	\$0.00	\$0.00	\$0.00	\$330.00	(\$330.00)	0.00%
10.5.2140.1000.470.1111	SALARIES, CERTIFIED STAFF	\$0.00	\$2,970.00	\$2,970.00	(\$2,970.00)	\$0.00	(\$2,970.00)	0.00%
10.5.2150.1000.470.1111	SALARIES, CERTIFIED STAFF	\$0.00	\$1,650.00	\$1,650.00	(\$1,650.00)	\$0.00	(\$1,650.00)	0.00%
10.5.2410.1000.470.1110	SALARIES, CERTIFIED STAFF	\$170,000.00	\$0.00	\$0.00	\$170,000.00	\$0.00	\$170,000.00	100.00%
10.5.1200.1005.470.1110	STIPENDS-CERTIFIED	\$21,000.00	\$0.00	\$0.00	\$21,000.00	\$0.00	\$21,000.00	100.00%
10.5.1200.1100.470.1110	SALARIES, NON CERTIFIED STAFF	\$105,000.00	\$0.00	\$0.00	\$105,000.00	\$0.00	\$105,000.00	100.00%
10.5.2130.1100.470.1111	SALARIES, NON CERTIFIED STAFF	\$0.00	\$4,500.00	\$4,500.00	(\$4,500.00)	\$0.00	(\$4,500.00)	0.00%
10.5.2131.1100.470.1111	SALARIES, NON CERTIFIED STAFF	\$0.00	\$1,560.00	\$1,560.00	(\$1,560.00)	\$220.00	(\$1,780.00)	0.00%
10.5.2132.1100.470.1111	SALARIES, NON CERTIFIED STAFF	\$0.00	\$1,160.00	\$1,160.00	(\$1,160.00)	\$0.00	(\$1,160.00)	0.00%
10.5.2540.1100.470.1111	SALARIES, NON CERTIFIED STAFF	\$0.00	\$45.00	\$45.00	(\$45.00)	\$0.00	(\$45.00)	0.00%
10.5.2610.1100.470.1110	SALARIES, NON CERTIFIED STAFF	\$7,000.00	\$0.00	\$0.00	\$7,000.00	\$0.00	\$7,000.00	100.00%
10.5.1200.2110.470.1110	TEACHER'S RETIREMENT (TRS)	\$275.00	\$0.00	\$0.00	\$275.00	\$0.00	\$275.00	100.00%
10.5.2110.2110.470.1111	TEACHER'S RETIREMENT (TRS)	\$0.00	\$0.00	\$0.00	\$0.00	\$4.12	(\$4.12)	0.00%
10.5.2140.2110.470.1100	TEACHER'S RETIREMENT (TRS)	\$0.00	\$0.00	\$0.00	\$0.00	\$4.12	(\$4.12)	0.00%
10.5.2140.2110.470.1111	TEACHER'S RETIREMENT (TRS)	\$0.00	\$37.13	\$37.13	(\$37.13)	\$0.00	(\$37.13)	0.00%
10.5.2150.2110.470.1111	TEACHER'S RETIREMENT (TRS)	\$0.00	\$20.63	\$20.63	(\$20.63)	\$0.00	(\$20.63)	0.00%
10.5.2410.2110.470.1110	TEACHER'S RETIREMENT (TRS)	\$27,000.00	\$0.00	\$0.00	\$27,000.00	\$0.00	\$27,000.00	100.00%
10.5.1200.2120.470.1110	MUNICIPAL RETIREMENT	\$27,000.00	\$0.00	\$0.00	\$27,000.00	\$0.00	\$27,000.00	100.00%
10.5.2130.2120.470.1111	MUNICIPAL RETIREMENT	\$0.00	\$101.25	\$101.25	(\$101.25)	\$0.00	(\$101.25)	0.00%
10.5.2131.2120.470.1111	MUNICIPAL RETIREMENT	\$0.00	\$35.10	\$35.10	(\$35.10)	\$1.61	(\$36.71)	0.00%
10.5.2132.2120.470.1111	MUNICIPAL RETIREMENT	\$0.00	\$26.10	\$26.10	(\$26.10)	\$0.00	(\$26.10)	0.00%
10.5.2540.2120.470.1111	MUNICIPAL RETIREMENT	\$0.00	\$1.01	\$1.01	(\$1.01)	\$0.00	(\$1.01)	0.00%
10.5.2610.2120.470.1110	MUNICIPAL RETIREMENT	\$900.00	\$0.00	\$0.00	\$900.00	\$0.00	\$900.00	100.00%
10.5.1200.2130.470.1110	FICA	\$105.00	\$0.00	\$0.00	\$105.00	\$0.00	\$105.00	100.00%
10.5.2130.2130.470.1111	FICA	\$0.00	\$279.00	\$279.00	(\$279.00)	\$0.00	(\$279.00)	0.00%
10.5.2131.2130.470.1111	FICA	\$0.00	\$96.72	\$96.72	(\$96.72)	\$13.64	(\$110.36)	0.00%
10.5.2132.2130.470.1111	FICA	\$0.00	\$71.92	\$71.92	(\$71.92)	\$0.00	(\$71.92)	0.00%
10.5.2540.2130.470.1111	FICA	\$0.00	\$2.79	\$2.79	(\$2.79)	\$0.00	(\$2.79)	0.00%
10.5.2610.2130.470.1110	FICA	\$525.00	\$0.00	\$0.00	\$525.00	\$0.00	\$525.00	100.00%
10.5.1200.2140.470.1110	MEDICARE	\$315.00	\$0.00	\$0.00	\$315.00	\$0.00	\$315.00	100.00%
10.5.2110.2140.470.1111	MEDICARE	\$0.00	\$0.00	\$0.00	\$0.00	\$4.79	(\$4.79)	0.00%
10.5.2130.2140.470.1111	MEDICARE	\$0.00	\$65.25	\$65.25	(\$65.25)	\$0.00	(\$65.25)	0.00%
10.5.2131.2140.470.1111	MEDICARE	\$0.00	\$22.62	\$22.62	(\$22.62)	\$3.19	(\$25.81)	0.00%
10.5.2132.2140.470.1111	MEDICARE	\$0.00	\$16.82	\$16.82	(\$16.82)	\$0.00	(\$16.82)	0.00%

172

# LaGrange Area Dept. of Special Education

## Monthly Expenditures

From Date: 7/1/2024

To Date: 7/31/2024

Fiscal Year: 2024-2025

- Subtotal by Collapse Mask   
  Include pre encumbrance   
  Print accounts with zero balance   
  Filter Encumbrance Detail by Date Range  
 Exclude Inactive Accounts with zero balance

Account Number	Description	GL Budget	Range To Date	YTD	Balance	Encumbrance	Budget Balance	% Bud
10.5.2140.2140.470.1100	MEDICARE	\$0.00	\$0.00	\$0.00	\$0.00	\$4.79	(\$4.79)	0.00%
10.5.2140.2140.470.1111	MEDICARE	\$0.00	\$43.07	\$43.07	(\$43.07)	\$0.00	(\$43.07)	0.00%
10.5.2150.2140.470.1111	MEDICARE	\$0.00	\$23.93	\$23.93	(\$23.93)	\$0.00	(\$23.93)	0.00%
10.5.2410.2140.470.1110	MEDICARE	\$130.00	\$0.00	\$0.00	\$130.00	\$0.00	\$130.00	100.00%
10.5.2540.2140.470.1111	MEDICARE	\$0.00	\$0.65	\$0.65	(\$0.65)	\$0.00	(\$0.65)	0.00%
10.5.2610.2140.470.1110	MEDICARE	\$140.00	\$0.00	\$0.00	\$140.00	\$0.00	\$140.00	100.00%
10.5.2410.2210.470.1110	LIFE INSURANCE	\$25.00	\$0.00	\$0.00	\$25.00	\$0.00	\$25.00	100.00%
10.5.2610.2210.470.1110	LIFE INSURANCE	\$30.00	\$0.00	\$0.00	\$30.00	\$0.00	\$30.00	100.00%
10.5.2410.2220.470.1110	MEDICAL INSURANCE	\$3,000.00	\$0.00	\$0.00	\$3,000.00	\$0.00	\$3,000.00	100.00%
10.5.2610.2220.470.1110	MEDICAL INSURANCE	\$4,500.00	\$0.00	\$0.00	\$4,500.00	\$0.00	\$4,500.00	100.00%
10.5.2410.2230.470.1110	DENTAL INSURANCE	\$210.00	\$0.00	\$0.00	\$210.00	\$0.00	\$210.00	100.00%
10.5.2610.2230.470.1110	DENTAL INSURANCE	\$530.00	\$0.00	\$0.00	\$530.00	\$0.00	\$530.00	100.00%
10.5.1200.3250.470.1110	ROOM RENTALS	\$3,000.00	\$0.00	\$0.00	\$3,000.00	\$0.00	\$3,000.00	100.00%
10.5.2570.3250.470.1020	ROOM RENTALS	\$0.00	\$59,121.86	\$59,121.86	(\$59,121.86)	\$0.00	(\$59,121.86)	0.00%
10.5.2570.3250.470.1110	ROOM RENTALS	\$80,000.00	\$0.00	\$0.00	\$80,000.00	\$0.00	\$80,000.00	100.00%
10.5.1200.3399.470.1110	TRAVEL LOCAL MILEAGE	\$550.00	\$0.00	\$0.00	\$550.00	\$0.00	\$550.00	100.00%
10.5.1200.4100.470.1020	OFFICE SUPPLIES LESS \$499	\$0.00	\$13.75	\$13.75	(\$13.75)	\$0.00	(\$13.75)	0.00%
10.5.1200.4100.470.1110	OFFICE SUPPLIES LESS \$499	\$3,000.00	\$0.00	\$0.00	\$3,000.00	\$0.00	\$3,000.00	100.00%
10.5.1322.4100.470.1111	OFFICE SUPPLIES LESS \$499	\$0.00	\$428.66	\$428.66	(\$428.66)	\$0.00	(\$428.66)	0.00%
10.5.1322.1000.480.1110	SALARIES, CERTIFIED STAFF	\$0.00	\$760.00	\$760.00	(\$760.00)	\$0.00	(\$760.00)	0.00%
10.5.1322.1000.480.1111	SALARIES, CERTIFIED STAFF	\$0.00	\$81,970.00	\$81,970.00	(\$81,970.00)	\$7,884.00	(\$89,854.00)	0.00%
10.5.1322.1100.480.1110	SALARIES, NON CERTIFIED STAFF	\$0.00	\$2,220.00	\$2,220.00	(\$2,220.00)	\$0.00	(\$2,220.00)	0.00%
10.5.1322.1100.480.1111	SALARIES, NON CERTIFIED STAFF	\$0.00	\$29,803.00	\$29,803.00	(\$29,803.00)	\$1,380.00	(\$31,183.00)	0.00%
10.5.2131.1100.480.1111	SALARIES, NON CERTIFIED STAFF	\$0.00	\$1,290.00	\$1,290.00	(\$1,290.00)	\$0.00	(\$1,290.00)	0.00%
10.5.1322.1104.480.1111	AIDE SALARIES	\$0.00	\$100,172.75	\$100,172.75	(\$100,172.75)	\$5,500.00	(\$105,672.75)	0.00%
10.5.1322.2110.480.1110	TEACHER'S RETIREMENT (TRS)	\$0.00	\$9.50	\$9.50	(\$9.50)	\$0.00	(\$9.50)	0.00%
10.5.1322.2110.480.1111	TEACHER'S RETIREMENT (TRS)	\$0.00	\$856.95	\$856.95	(\$856.95)	\$24.80	(\$881.75)	0.00%
10.5.1322.2120.480.1110	MUNICIPAL RETIREMENT	\$0.00	\$49.95	\$49.95	(\$49.95)	\$0.00	(\$49.95)	0.00%
10.5.1322.2120.480.1111	MUNICIPAL RETIREMENT	\$0.00	\$1,218.87	\$1,218.87	(\$1,218.87)	\$17.38	(\$1,236.25)	0.00%
10.5.2131.2120.480.1111	MUNICIPAL RETIREMENT	\$0.00	\$29.03	\$29.03	(\$29.03)	\$0.00	(\$29.03)	0.00%
10.5.1322.2130.480.1110	FICA	\$0.00	\$137.64	\$137.64	(\$137.64)	\$0.00	(\$137.64)	0.00%
10.5.1322.2130.480.1111	FICA	\$0.00	\$9,033.98	\$9,033.98	(\$9,033.98)	\$513.36	(\$9,547.34)	0.00%
10.5.2131.2130.480.1111	FICA	\$0.00	\$79.98	\$79.98	(\$79.98)	\$0.00	(\$79.98)	0.00%
10.5.1322.2140.480.1110	MEDICARE	\$0.00	\$43.21	\$43.21	(\$43.21)	\$0.00	(\$43.21)	0.00%
10.5.1322.2140.480.1111	MEDICARE	\$0.00	\$3,073.20	\$3,073.20	(\$3,073.20)	\$214.11	(\$3,287.31)	0.00%
10.5.2131.2140.480.1111	MEDICARE	\$0.00	\$18.71	\$18.71	(\$18.71)	\$0.00	(\$18.71)	0.00%
10.5.1322.1100.535.1111	SALARIES, NON CERTIFIED STAFF	\$0.00	\$472.23	\$472.23	(\$472.23)	\$0.00	(\$472.23)	0.00%
10.5.1322.2120.535.1111	MUNICIPAL RETIREMENT	\$0.00	\$10.63	\$10.63	(\$10.63)	\$0.00	(\$10.63)	0.00%
10.5.1322.2130.535.1111	FICA	\$0.00	\$29.28	\$29.28	(\$29.28)	\$0.00	(\$29.28)	0.00%
10.5.1322.2140.535.1111	MEDICARE	\$0.00	\$6.85	\$6.85	(\$6.85)	\$0.00	(\$6.85)	0.00%
10.5.1207.3100.542.1020	PROFESSIONAL TECHNICAL SERVICE	\$0.00	\$782.25	\$782.25	(\$782.25)	\$0.00	(\$782.25)	0.00%
10.5.1207.3100.542.1100	PROFESSIONAL TECHNICAL SERVICE	\$30,000.00	(\$4,612.50)	(\$4,612.50)	\$34,612.50	\$0.00	\$34,612.50	115.38%
10.5.1207.3102.542.1100	ADMINSTRATIVE FEES/BUILDING	\$35,000.00	\$2,445.00	\$2,445.00	\$32,555.00	\$0.00	\$32,555.00	93.01%
10.5.1207.3120.542.1100	INSERVICE TRAINING-CONSULTANTS	\$1,350.00	\$0.00	\$0.00	\$1,350.00	\$0.00	\$1,350.00	100.00%
10.5.1207.3230.542.1100	REPAIRS AND MAINTENANCE SERVIC	\$3,000.00	\$0.00	\$0.00	\$3,000.00	\$0.00	\$3,000.00	100.00%
10.5.1207.3250.542.1100	ROOM RENTALS	\$570,000.00	\$0.00	\$0.00	\$570,000.00	\$0.00	\$570,000.00	100.00%
10.5.2570.3251.542.1100	COPIER RENTAL	\$2,500.00	\$30.77	\$30.77	\$2,469.23	\$0.00	\$2,469.23	98.77%
10.5.2550.3310.542.1020	PUPIL TRANSPORTATION	\$0.00	\$831.78	\$831.78	(\$831.78)	\$0.00	(\$831.78)	0.00%
10.5.2550.3310.542.1100	PUPIL TRANSPORTATION	\$20,000.00	\$0.00	\$0.00	\$20,000.00	\$0.00	\$20,000.00	100.00%
10.5.1207.3322.542.1100	EXPENSE REIMBURSEMENT	\$450.00	\$0.00	\$0.00	\$450.00	\$0.00	\$450.00	100.00%

173

# LaGrange Area Dept. of Special Education

## Monthly Expenditures

From Date: 7/1/2024

To Date: 7/31/2024

Fiscal Year: 2024-2025

- Subtotal by Collapse Mask   
  Include pre encumbrance   
  Print accounts with zero balance   
  Filter Encumbrance Detail by Date Range  
 Exclude Inactive Accounts with zero balance

Account Number	Description	GL Budget	Range To Date	YTD	Balance	Encumbrance	Budget Balance	% Bud
10.5.1207.3325.542.1100	CONFERENCE REGISTRATION	\$1,150.00	\$0.00	\$0.00	\$1,150.00	\$0.00	\$1,150.00	100.00%
10.5.1207.3395.542.1100	CONFERENCE EXPENSE	\$1,500.00	\$0.00	\$0.00	\$1,500.00	\$0.00	\$1,500.00	100.00%
10.5.1207.3399.542.1100	TRAVEL LOCAL MILEAGE	\$2,000.00	\$0.00	\$0.00	\$2,000.00	\$0.00	\$2,000.00	100.00%
10.5.2570.3400.542.1100	COMMUNICATION-TELEPHONE	\$3,500.00	\$143.75	\$143.75	\$3,356.25	\$0.00	\$3,356.25	95.89%
10.5.1207.3900.542.1100	SOFTWARE LICENSES	\$4,500.00	\$0.00	\$0.00	\$4,500.00	\$0.00	\$4,500.00	100.00%
10.5.1207.4100.542.1100	OFFICE SUPPLIES LESS \$499	\$3,000.00	\$0.00	\$0.00	\$3,000.00	\$2,669.70	\$330.30	11.01%
10.5.2630.4100.542.1100	OFFICE SUPPLIES LESS \$499	\$8,000.00	\$0.00	\$0.00	\$8,000.00	\$0.00	\$8,000.00	100.00%
10.5.1207.4101.542.1020	SUPPLIES-MEETINGS	\$0.00	\$206.38	\$206.38	(\$206.38)	\$0.00	(\$206.38)	0.00%
10.5.1207.4118.542.1100	CURRICULUM	\$800.00	\$0.00	\$0.00	\$800.00	\$0.00	\$800.00	100.00%
10.5.1207.6400.542.1100	DUES AND FEES	\$12,000.00	\$0.00	\$0.00	\$12,000.00	\$0.00	\$12,000.00	100.00%
10.5.1207.7000.542.1100	EQUIPMENT \$500 TO \$4999	\$10,000.00	\$0.00	\$0.00	\$10,000.00	\$0.00	\$10,000.00	100.00%
10.5.2630.7000.542.1100	EQUIPMENT \$500 TO \$4999	\$2,000.00	\$0.00	\$0.00	\$2,000.00	\$0.00	\$2,000.00	100.00%
10.5.1207.1000.571.1110	SALARIES, CERTIFIED STAFF	\$17,000.00	\$0.00	\$0.00	\$17,000.00	\$0.00	\$17,000.00	100.00%
10.5.1322.1000.571.1111	SALARIES, CERTIFIED STAFF	\$0.00	\$1,600.00	\$1,600.00	(\$1,600.00)	\$0.00	(\$1,600.00)	0.00%
10.5.1322.1100.571.1111	SALARIES, NON CERTIFIED STAFF	\$0.00	\$289.00	\$289.00	(\$289.00)	\$0.00	(\$289.00)	0.00%
10.5.1207.1104.571.1110	AIDE SALARIES	\$3,000.00	\$0.00	\$0.00	\$3,000.00	\$0.00	\$3,000.00	100.00%
10.5.1322.1104.571.1111	AIDE SALARIES	\$0.00	\$2,155.18	\$2,155.18	(\$2,155.18)	\$0.00	(\$2,155.18)	0.00%
10.5.1207.2110.571.1110	TEACHER'S RETIREMENT (TRS)	\$234.00	\$0.00	\$0.00	\$234.00	\$0.00	\$234.00	100.00%
10.5.1322.2110.571.1111	TEACHER'S RETIREMENT (TRS)	\$0.00	\$20.00	\$20.00	(\$20.00)	\$0.00	(\$20.00)	0.00%
10.5.1207.2120.571.1110	MUNICIPAL RETIREMENT	\$333.00	\$0.00	\$0.00	\$333.00	\$0.00	\$333.00	100.00%
10.5.1322.2120.571.1111	MUNICIPAL RETIREMENT	\$0.00	\$48.49	\$48.49	(\$48.49)	\$0.00	(\$48.49)	0.00%
10.5.1207.2130.571.1110	FICA	\$188.00	\$0.00	\$0.00	\$188.00	\$0.00	\$188.00	100.00%
10.5.1322.2130.571.1111	FICA	\$0.00	\$151.55	\$151.55	(\$151.55)	\$0.00	(\$151.55)	0.00%
10.5.1207.2140.571.1110	MEDICARE	\$286.00	\$0.00	\$0.00	\$286.00	\$0.00	\$286.00	100.00%
10.5.1322.2140.571.1111	MEDICARE	\$0.00	\$58.64	\$58.64	(\$58.64)	\$0.00	(\$58.64)	0.00%
10.5.1207.2210.571.1110	LIFE INSURANCE	\$14.00	\$0.00	\$0.00	\$14.00	\$0.00	\$14.00	100.00%
10.5.1207.2220.571.1110	MEDICAL INSURANCE	\$3,691.00	\$0.00	\$0.00	\$3,691.00	\$0.00	\$3,691.00	100.00%
10.5.1207.2230.571.1110	DENTAL INSURANCE	\$154.00	\$0.00	\$0.00	\$154.00	\$0.00	\$154.00	100.00%
10.5.1207.3399.571.1110	TRAVEL LOCAL MILEAGE	\$100.00	\$0.00	\$0.00	\$100.00	\$0.00	\$100.00	100.00%
10.5.1207.4100.571.1110	OFFICE SUPPLIES LESS \$499	\$5,000.00	\$0.00	\$0.00	\$5,000.00	\$0.00	\$5,000.00	100.00%
10.5.1207.4101.571.1020	SUPPLIES-MEETINGS	\$0.00	\$888.90	\$888.90	(\$888.90)	\$0.00	(\$888.90)	0.00%
10.5.3705.3100.704.2100	PROFESSIONAL TECHNICAL SERVICE	\$2,000.00	\$0.00	\$0.00	\$2,000.00	\$0.00	\$2,000.00	100.00%
10.5.3705.4100.704.2100	OFFICE SUPPLIES LESS \$499	\$6,000.00	\$0.00	\$0.00	\$6,000.00	\$0.00	\$6,000.00	100.00%
10.5.3705.6600.704.2100	FLOW THOUGH	\$566,000.00	\$0.00	\$0.00	\$566,000.00	\$0.00	\$566,000.00	100.00%
10.5.2510.4100.900.1100	OFFICE SUPPLIES LESS \$499	\$0.00	\$64.48	\$64.48	(\$64.48)	\$0.00	(\$64.48)	0.00%
10.5.2210.1005.901.1100	STIPENDS-CERTIFIED	\$25,000.00	\$0.00	\$0.00	\$25,000.00	\$0.00	\$25,000.00	100.00%
10.5.2210.2110.901.1100	TEACHER'S RETIREMENT (TRS)	\$0.00	\$0.00	\$0.00	\$0.00	\$6.25	(\$6.25)	0.00%
10.5.2210.2130.901.1100	FICA	\$0.00	\$0.00	\$0.00	\$0.00	\$74.40	(\$74.40)	0.00%
10.5.2130.2140.901.1100	MEDICARE	\$0.00	\$0.17	\$0.17	(\$0.17)	\$0.16	(\$0.33)	0.00%
10.5.2210.2140.901.1100	MEDICARE	\$0.00	\$0.00	\$0.00	\$0.00	\$69.32	(\$69.32)	0.00%
10.5.2410.2240.901.1100	LONGTERM CARE	\$0.00	\$898.23	\$898.23	(\$898.23)	\$0.00	(\$898.23)	0.00%
10.5.2210.2300.901.1100	TUITION REIMBURSEMENT	\$20,000.00	\$0.00	\$0.00	\$20,000.00	\$0.00	\$20,000.00	100.00%
10.5.2630.3050.901.1100	APPS AND SOFTWARE	\$13,000.00	\$0.00	\$0.00	\$13,000.00	\$6,210.51	\$6,789.49	52.23%
10.5.2215.3099.901.1100	INFINITEC FLOW-FEE	\$10,800.00	\$0.00	\$0.00	\$10,800.00	\$0.00	\$10,800.00	100.00%
10.5.2210.3100.901.1020	PROFESSIONAL TECHNICAL SERVICE	\$0.00	\$1,549.50	\$1,549.50	(\$1,549.50)	\$0.00	(\$1,549.50)	0.00%
10.5.2210.3100.901.1100	PROFESSIONAL TECHNICAL SERVICE	\$9,000.00	\$0.00	\$0.00	\$9,000.00	\$0.00	\$9,000.00	100.00%
10.5.2320.3100.901.1100	PROFESSIONAL TECHNICAL SERVICE	\$300.00	\$0.00	\$0.00	\$300.00	\$0.00	\$300.00	100.00%
10.5.2610.3100.901.1020	PROFESSIONAL TECHNICAL SERVICE	\$0.00	\$23,817.11	\$23,817.11	(\$23,817.11)	\$0.00	(\$23,817.11)	0.00%
10.5.2320.3101.901.1020	ADMINSTRATIVE FEES	\$0.00	\$44,021.07	\$44,021.07	(\$44,021.07)	\$0.00	(\$44,021.07)	0.00%
10.5.2320.3101.901.1100	ADMINSTRATIVE FEES	\$12,000.00	\$10,315.49	\$10,315.49	\$1,684.51	\$0.00	\$1,684.51	14.04%

174

# LaGrange Area Dept. of Special Education

## Monthly Expenditures

From Date: 7/1/2024

To Date: 7/31/2024

Fiscal Year: 2024-2025

- Subtotal by Collapse Mask   
  Include pre encumbrance   
  Print accounts with zero balance   
  Filter Encumbrance Detail by Date Range  
 Exclude Inactive Accounts with zero balance

Account Number	Description	GL Budget	Range To Date	YTD	Balance	Encumbrance	Budget Balance	% Bud
10.5.2510.3101.901.1020	ADMINSTRATIVE FEES	\$0.00	\$18.40	\$18.40	(\$18.40)	\$0.00	(\$18.40)	0.00%
10.5.2510.3101.901.1100	ADMINSTRATIVE FEES	\$0.00	\$69.90	\$69.90	(\$69.90)	\$0.00	(\$69.90)	0.00%
10.5.2630.3104.901.1100	MIS SERVICES	\$5,500.00	\$0.00	\$0.00	\$5,500.00	\$0.00	\$5,500.00	100.00%
10.5.2510.3107.901.1100	CONTRACTUAL SERVICES	\$200.00	\$0.00	\$0.00	\$200.00	\$0.00	\$200.00	100.00%
10.5.2540.3107.901.1100	CONTRACTUAL SERVICES	\$6,500.00	\$0.00	\$0.00	\$6,500.00	\$0.00	\$6,500.00	100.00%
10.5.2640.3107.901.1100	CONTRACTUAL SERVICES	\$0.00	\$850.00	\$850.00	(\$850.00)	\$0.00	(\$850.00)	0.00%
10.5.2210.3120.901.1100	INSERVICE TRAINING-CONSULTANTS	\$35,000.00	(\$960.00)	(\$960.00)	\$35,960.00	\$4,780.00	\$31,180.00	89.09%
10.5.2210.3120.901.4993	INSERVICE TRAINING-CONSULTANTS	\$0.00	\$960.00	\$960.00	(\$960.00)	\$0.00	(\$960.00)	0.00%
10.5.2320.3170.901.1100	AUDIT FEE-FINANCIAL	\$15,000.00	\$0.00	\$0.00	\$15,000.00	\$0.00	\$15,000.00	100.00%
10.5.2320.3172.901.1100	TREASURER'S FEE	\$21,600.00	\$0.00	\$0.00	\$21,600.00	\$0.00	\$21,600.00	100.00%
10.5.2320.3180.901.1100	LEGAL FEE-CONTRACTUAL	\$5,000.00	\$0.00	\$0.00	\$5,000.00	\$0.00	\$5,000.00	100.00%
10.5.2320.3194.901.1100	ARCHITECT FEES	\$1,500.00	\$0.00	\$0.00	\$1,500.00	\$0.00	\$1,500.00	100.00%
10.5.2540.3196.901.1100	CONTRACTUAL RELATED SERVICES	\$0.00	\$3.14	\$3.14	(\$3.14)	\$0.00	(\$3.14)	0.00%
10.5.2540.3210.901.1100	PROPERTY SERVICES-DISPOSAL	\$25,000.00	\$4,136.05	\$4,136.05	\$20,863.95	\$0.00	\$20,863.95	83.46%
10.5.2540.3220.901.1100	CUSTODIAL/CLEANING SERVICES	\$2,500.00	\$0.00	\$0.00	\$2,500.00	\$0.00	\$2,500.00	100.00%
10.5.2215.3230.901.1100	REPAIRS AND MAINTENANCE SERVIC	\$800.00	\$0.00	\$0.00	\$800.00	\$0.00	\$800.00	100.00%
10.5.2540.3230.901.1020	REPAIRS AND MAINTENANCE SERVIC	\$0.00	\$1,105.81	\$1,105.81	(\$1,105.81)	\$0.00	(\$1,105.81)	0.00%
10.5.2540.3230.901.1100	REPAIRS AND MAINTENANCE SERVIC	\$30,000.00	\$225.00	\$225.00	\$29,775.00	\$0.00	\$29,775.00	99.25%
10.5.2630.3230.901.1100	REPAIRS AND MAINTENANCE SERVIC	\$2,000.00	\$0.00	\$0.00	\$2,000.00	\$0.00	\$2,000.00	100.00%
10.5.2210.3250.901.1100	ROOM RENTALS	\$10,500.00	\$0.00	\$0.00	\$10,500.00	\$0.00	\$10,500.00	100.00%
10.5.2215.3251.901.1100	COPIER RENTAL	\$148.00	\$0.00	\$0.00	\$148.00	\$0.00	\$148.00	100.00%
10.5.2570.3251.901.1100	COPIER RENTAL	\$5,000.00	\$0.00	\$0.00	\$5,000.00	\$0.00	\$5,000.00	100.00%
10.5.2210.3322.901.1100	EXPENSE REIMBURSEMENT	\$15,550.00	\$0.00	\$0.00	\$15,550.00	\$0.00	\$15,550.00	100.00%
10.5.2320.3322.901.1100	EXPENSE REIMBURSEMENT	\$50.00	\$0.00	\$0.00	\$50.00	\$0.00	\$50.00	100.00%
10.5.2210.3325.901.1100	CONFERENCE REGISTRATION	\$75,000.00	\$0.00	\$0.00	\$75,000.00	\$0.00	\$75,000.00	100.00%
10.5.2210.3325.901.4993	CONFERENCE REGISTRATION	\$0.00	\$3,696.00	\$3,696.00	(\$3,696.00)	\$0.00	(\$3,696.00)	0.00%
10.5.2210.3395.901.1100	CONFERENCE EXPENSE	\$46,200.00	\$0.00	\$0.00	\$46,200.00	\$0.00	\$46,200.00	100.00%
10.5.1200.3399.901.1100	TRAVEL LOCAL MILEAGE	\$1,070.00	\$0.00	\$0.00	\$1,070.00	\$0.00	\$1,070.00	100.00%
10.5.2210.3399.901.1100	TRAVEL LOCAL MILEAGE	\$500.00	\$0.00	\$0.00	\$500.00	\$0.00	\$500.00	100.00%
10.5.2215.3399.901.1100	TRAVEL LOCAL MILEAGE	\$2,000.00	\$0.00	\$0.00	\$2,000.00	\$0.00	\$2,000.00	100.00%
10.5.2320.3399.901.1100	TRAVEL LOCAL MILEAGE	\$800.00	\$0.00	\$0.00	\$800.00	\$0.00	\$800.00	100.00%
10.5.2510.3399.901.1100	TRAVEL LOCAL MILEAGE	\$400.00	\$0.00	\$0.00	\$400.00	\$0.00	\$400.00	100.00%
10.5.2630.3399.901.1020	TRAVEL LOCAL MILEAGE	\$0.00	\$31.34	\$31.34	(\$31.34)	\$0.00	(\$31.34)	0.00%
10.5.2630.3399.901.1100	TRAVEL LOCAL MILEAGE	\$200.00	\$0.00	\$0.00	\$200.00	\$0.00	\$200.00	100.00%
10.5.2130.3400.901.1100	COMMUNICATION-TELEPHONE	\$0.00	\$11.39	\$11.39	(\$11.39)	\$42.61	(\$54.00)	0.00%
10.5.2570.3400.901.1100	COMMUNICATION-TELEPHONE	\$7,000.00	\$120.43	\$120.43	\$6,879.57	\$0.00	\$6,879.57	98.28%
10.5.2630.3400.901.1100	COMMUNICATION-TELEPHONE	\$1,600.00	\$65.73	\$65.73	\$1,534.27	\$0.00	\$1,534.27	95.89%
10.5.2570.3401.901.1100	COMMUNICATION-POSTAGE	\$500.00	\$83.00	\$83.00	\$417.00	\$0.00	\$417.00	83.40%
10.5.2640.3502.901.1100	RECRUITING ADDS	\$3,000.00	\$0.00	\$0.00	\$3,000.00	\$0.00	\$3,000.00	100.00%
10.5.2540.3700.901.1100	PROPERTY SERVICES-WATER SERVIC	\$2,000.00	\$0.00	\$0.00	\$2,000.00	\$0.00	\$2,000.00	100.00%
10.5.2640.3801.901.1100	UNEMPLOYMENT SERVICE	\$0.00	\$90.00	\$90.00	(\$90.00)	\$0.00	(\$90.00)	0.00%
10.5.2540.3820.901.1100	SCHOOL BOARD LIABILITY	\$23,500.00	\$0.00	\$0.00	\$23,500.00	\$0.00	\$23,500.00	100.00%
10.5.2320.3822.901.1100	INSURANCE	\$127,000.00	\$149,562.00	\$149,562.00	(\$22,562.00)	\$0.00	(\$22,562.00)	-17.77%
10.5.2210.4100.901.1100	OFFICE SUPPLIES LESS \$499	\$10,000.00	\$187.27	\$187.27	\$9,812.73	\$0.00	\$9,812.73	98.13%
10.5.2215.4100.901.1100	OFFICE SUPPLIES LESS \$499	\$3,200.00	\$0.00	\$0.00	\$3,200.00	\$0.00	\$3,200.00	100.00%
10.5.2320.4100.901.1100	OFFICE SUPPLIES LESS \$499	\$1,000.00	\$0.00	\$0.00	\$1,000.00	\$0.00	\$1,000.00	100.00%
10.5.2510.4100.901.1100	OFFICE SUPPLIES LESS \$499	\$1,000.00	\$335.75	\$335.75	\$664.25	\$181.43	\$482.82	48.28%
10.5.2540.4100.901.1100	OFFICE SUPPLIES LESS \$499	\$20,000.00	\$12,822.95	\$12,822.95	\$7,177.05	\$0.00	\$7,177.05	35.89%
10.5.2630.4100.901.1100	OFFICE SUPPLIES LESS \$499	\$400.00	\$0.00	\$0.00	\$400.00	\$0.00	\$400.00	100.00%
10.5.2210.4300.901.1100	LIBRARY BOOKS	\$3,750.00	\$0.00	\$0.00	\$3,750.00	\$0.00	\$3,750.00	100.00%

175

# LaGrange Area Dept. of Special Education

## Monthly Expenditures

From Date: 7/1/2024

To Date: 7/31/2024

Fiscal Year: 2024-2025

- Subtotal by Collapse Mask   
  Include pre encumbrance   
  Print accounts with zero balance   
  Filter Encumbrance Detail by Date Range  
 Exclude Inactive Accounts with zero balance

Account Number	Description	GL Budget	Range To Date	YTD	Balance	Encumbrance	Budget Balance	% Bud
10.5.2540.4600.901.1100	ELECTRICITY	\$34,206.26	\$73.98	\$73.98	\$34,132.28	\$0.00	\$34,132.28	99.78%
10.5.2215.4700.901.1100	SYSTEMS SOFTWARE	\$2,000.00	\$0.00	\$0.00	\$2,000.00	\$0.00	\$2,000.00	100.00%
10.5.2540.5400.901.1100	EQUIPMENT OVER \$5,000	\$30,000.00	\$0.00	\$0.00	\$30,000.00	\$0.00	\$30,000.00	100.00%
10.5.2210.6400.901.1100	DUES AND FEES	\$10,409.00	\$0.00	\$0.00	\$10,409.00	\$0.00	\$10,409.00	100.00%
10.5.2320.6400.901.1100	DUES AND FEES	\$1,800.00	\$2,100.00	\$2,100.00	(\$300.00)	\$0.00	(\$300.00)	-16.67%
10.5.2215.7000.901.1100	EQUIPMENT \$500 TO \$4999	\$2,400.00	\$0.00	\$0.00	\$2,400.00	\$0.00	\$2,400.00	100.00%
10.5.2510.7000.901.1100	EQUIPMENT \$500 TO \$4999	\$200.00	\$0.00	\$0.00	\$200.00	\$0.00	\$200.00	100.00%
10.5.2540.7000.901.1100	EQUIPMENT \$500 TO \$4999	\$6,000.00	\$0.00	\$0.00	\$6,000.00	\$0.00	\$6,000.00	100.00%
10.5.2630.7000.901.1100	EQUIPMENT \$500 TO \$4999	\$5,000.00	\$0.00	\$0.00	\$5,000.00	\$71,521.50	(\$66,521.50)	-1330.43%
10.5.1200.2130.902.1100	FICA	\$0.00	\$0.00	\$0.00	\$0.00	\$0.07	(\$0.07)	0.00%
10.5.1200.2130.902.6100	FICA	\$0.00	\$0.00	\$0.00	\$0.00	\$0.08	(\$0.08)	0.00%
10.5.1200.2140.902.1100	MEDICARE	\$0.00	\$0.00	\$0.00	\$0.00	\$0.02	(\$0.02)	0.00%
10.5.1200.2140.902.6100	MEDICARE	\$0.00	\$0.00	\$0.00	\$0.00	\$0.03	(\$0.03)	0.00%
10.5.2130.2140.902.1100	MEDICARE	\$0.00	\$0.17	\$0.17	(\$0.17)	\$0.16	(\$0.33)	0.00%
10.5.2410.2240.902.1100	LONGTERM CARE	\$0.00	\$3,592.96	\$3,592.96	(\$3,592.96)	\$0.00	(\$3,592.96)	0.00%
10.5.2630.3050.902.1100	APPS AND SOFTWARE	\$38,000.00	\$0.00	\$0.00	\$38,000.00	\$5,490.00	\$32,510.00	85.55%
10.5.2215.3099.902.1100	INFINITEC FLOW-FEE	\$5,000.00	\$0.00	\$0.00	\$5,000.00	\$0.00	\$5,000.00	100.00%
10.5.1400.3100.902.1100	PROFESSIONAL TECHNICAL SERVICE	\$600.00	\$0.00	\$0.00	\$600.00	\$0.00	\$600.00	100.00%
10.5.2320.3100.902.1100	PROFESSIONAL TECHNICAL SERVICE	\$1,200.00	\$0.00	\$0.00	\$1,200.00	\$0.00	\$1,200.00	100.00%
10.5.2320.3101.902.1020	ADMINSTRATIVE FEES	\$0.00	\$11,005.27	\$11,005.27	(\$11,005.27)	\$0.00	(\$11,005.27)	0.00%
10.5.2320.3101.902.1100	ADMINSTRATIVE FEES	\$46,000.00	\$41,261.98	\$41,261.98	\$4,738.02	\$0.00	\$4,738.02	10.30%
10.5.2510.3101.902.1020	ADMINSTRATIVE FEES	\$0.00	\$4.60	\$4.60	(\$4.60)	\$0.00	(\$4.60)	0.00%
10.5.2630.3104.902.1100	MIS SERVICES	\$10,000.00	\$0.00	\$0.00	\$10,000.00	\$0.00	\$10,000.00	100.00%
10.5.2510.3107.902.1100	CONTRACTUAL SERVICES	\$800.00	\$0.00	\$0.00	\$800.00	\$0.00	\$800.00	100.00%
10.5.2640.3107.902.1100	CONTRACTUAL SERVICES	\$2,400.00	\$0.00	\$0.00	\$2,400.00	\$0.00	\$2,400.00	100.00%
10.5.2630.3161.902.1100	COMPUTER LINE	\$2,000.00	\$0.00	\$0.00	\$2,000.00	\$0.00	\$2,000.00	100.00%
10.5.2320.3170.902.1100	AUDIT FEE-FINANCIAL	\$29,000.00	\$0.00	\$0.00	\$29,000.00	\$0.00	\$29,000.00	100.00%
10.5.2320.3172.902.1100	TREASURER'S FEE	\$90,000.00	\$0.00	\$0.00	\$90,000.00	\$0.00	\$90,000.00	100.00%
10.5.2320.3180.902.1100	LEGAL FEE-CONTRACTUAL	\$12,000.00	\$0.00	\$0.00	\$12,000.00	\$0.00	\$12,000.00	100.00%
10.5.1400.3230.902.1100	REPAIRS AND MAINTENANCE SERVIC	\$25.00	\$0.00	\$0.00	\$25.00	\$0.00	\$25.00	100.00%
10.5.1400.3230.902.6110	REPAIRS AND MAINTENANCE SERVIC	\$15.00	\$0.00	\$0.00	\$15.00	\$0.00	\$15.00	100.00%
10.5.2215.3230.902.1100	REPAIRS AND MAINTENANCE SERVIC	\$100.00	\$0.00	\$0.00	\$100.00	\$0.00	\$100.00	100.00%
10.5.2630.3230.902.1100	REPAIRS AND MAINTENANCE SERVIC	\$1,600.00	\$0.00	\$0.00	\$1,600.00	\$0.00	\$1,600.00	100.00%
10.5.2215.3251.902.1100	COPIER RENTAL	\$19.00	\$0.00	\$0.00	\$19.00	\$0.00	\$19.00	100.00%
10.5.2570.3251.902.1100	COPIER RENTAL	\$13,000.00	\$0.00	\$0.00	\$13,000.00	\$0.00	\$13,000.00	100.00%
10.5.2320.3322.902.1100	EXPENSE REIMBURSEMENT	\$200.00	\$0.00	\$0.00	\$200.00	\$0.00	\$200.00	100.00%
10.5.1200.3399.902.1100	TRAVEL LOCAL MILEAGE	\$0.00	\$0.00	\$0.00	\$0.00	\$26.91	(\$26.91)	0.00%
10.5.1200.3399.902.6100	TRAVEL LOCAL MILEAGE	\$0.00	\$0.00	\$0.00	\$0.00	\$26.91	(\$26.91)	0.00%
10.5.1400.3399.902.1100	TRAVEL LOCAL MILEAGE	\$125.00	\$0.00	\$0.00	\$125.00	\$0.00	\$125.00	100.00%
10.5.2215.3399.902.1100	TRAVEL LOCAL MILEAGE	\$250.00	\$0.00	\$0.00	\$250.00	\$0.00	\$250.00	100.00%
10.5.2320.3399.902.1100	TRAVEL LOCAL MILEAGE	\$3,200.00	\$0.00	\$0.00	\$3,200.00	\$0.00	\$3,200.00	100.00%
10.5.2510.3399.902.1100	TRAVEL LOCAL MILEAGE	\$1,600.00	\$0.00	\$0.00	\$1,600.00	\$0.00	\$1,600.00	100.00%
10.5.2630.3399.902.1020	TRAVEL LOCAL MILEAGE	\$0.00	\$15.43	\$15.43	(\$15.43)	\$0.00	(\$15.43)	0.00%
10.5.1400.3400.902.6110	COMMUNICATION-TELEPHONE	\$110.00	\$4.52	\$4.52	\$105.48	\$0.00	\$105.48	95.89%
10.5.2130.3400.902.1100	COMMUNICATION-TELEPHONE	\$0.00	\$11.39	\$11.39	(\$11.39)	\$42.61	(\$54.00)	0.00%
10.5.2215.3400.902.1100	COMMUNICATION-TELEPHONE	\$125.00	\$5.13	\$5.13	\$119.87	\$0.00	\$119.87	95.90%
10.5.2570.3400.902.1100	COMMUNICATION-TELEPHONE	\$24,000.00	\$985.71	\$985.71	\$23,014.29	\$0.00	\$23,014.29	95.89%
10.5.2215.3401.902.1100	COMMUNICATION-POSTAGE	\$35.00	\$5.81	\$5.81	\$29.19	\$0.00	\$29.19	83.40%
10.5.2570.3401.902.1100	COMMUNICATION-POSTAGE	\$3,000.00	\$498.00	\$498.00	\$2,502.00	\$0.00	\$2,502.00	83.40%
10.5.2640.3502.902.1100	RECRUITING ADDS	\$4,000.00	\$0.00	\$0.00	\$4,000.00	\$0.00	\$4,000.00	100.00%

176

# LaGrange Area Dept. of Special Education

## Monthly Expenditures

From Date: 7/1/2024

To Date: 7/31/2024

Fiscal Year: 2024-2025

- Subtotal by Collapse Mask   
  Include pre encumbrance   
  Print accounts with zero balance   
  Filter Encumbrance Detail by Date Range  
 Exclude Inactive Accounts with zero balance

Account Number	Description	GL Budget	Range To Date	YTD	Balance	Encumbrance	Budget Balance	% Bud
10.5.2640.3801.902.1100	UNEMPLOYMENT SERVICE	\$0.00	\$360.00	\$360.00	(\$360.00)	\$0.00	(\$360.00)	0.00%
10.5.2320.3822.902.1100	INSURANCE	\$70,000.00	\$70,000.00	\$70,000.00	\$0.00	\$0.00	\$0.00	0.00%
10.5.1400.4100.902.1100	OFFICE SUPPLIES LESS \$499	\$65.00	\$0.00	\$0.00	\$65.00	\$0.00	\$65.00	100.00%
10.5.1400.4100.902.6110	OFFICE SUPPLIES LESS \$499	\$225.00	\$0.00	\$0.00	\$225.00	\$0.00	\$225.00	100.00%
10.5.1400.4100.902.6220	OFFICE SUPPLIES LESS \$499	\$450.00	\$0.00	\$0.00	\$450.00	\$0.00	\$450.00	100.00%
10.5.2130.4100.902.1100	OFFICE SUPPLIES LESS \$499	\$1,500.00	\$0.00	\$0.00	\$1,500.00	\$0.00	\$1,500.00	100.00%
10.5.2215.4100.902.1100	OFFICE SUPPLIES LESS \$499	\$400.00	\$0.00	\$0.00	\$400.00	\$0.00	\$400.00	100.00%
10.5.2320.4100.902.1100	OFFICE SUPPLIES LESS \$499	\$2,000.00	\$0.00	\$0.00	\$2,000.00	\$0.00	\$2,000.00	100.00%
10.5.2510.4100.902.1100	OFFICE SUPPLIES LESS \$499	\$1,200.00	\$0.00	\$0.00	\$1,200.00	\$0.00	\$1,200.00	100.00%
10.5.2630.4100.902.1100	OFFICE SUPPLIES LESS \$499	\$1,600.00	\$0.00	\$0.00	\$1,600.00	\$0.00	\$1,600.00	100.00%
10.5.2215.4700.902.1100	SYSTEMS SOFTWARE	\$250.00	\$0.00	\$0.00	\$250.00	\$0.00	\$250.00	100.00%
10.5.1400.6400.902.6110	DUES AND FEES	\$50.00	\$0.00	\$0.00	\$50.00	\$0.00	\$50.00	100.00%
10.5.2320.6400.902.1100	DUES AND FEES	\$2,800.00	\$0.00	\$0.00	\$2,800.00	\$0.00	\$2,800.00	100.00%
10.5.2630.6400.902.1100	DUES AND FEES	\$1,200.00	\$0.00	\$0.00	\$1,200.00	\$0.00	\$1,200.00	100.00%
10.5.1400.7000.902.6110	EQUIPMENT \$500 TO \$4999	\$180.00	\$0.00	\$0.00	\$180.00	\$0.00	\$180.00	100.00%
10.5.2215.7000.902.1100	EQUIPMENT \$500 TO \$4999	\$300.00	\$0.00	\$0.00	\$300.00	\$0.00	\$300.00	100.00%
10.5.2510.7000.902.1100	EQUIPMENT \$500 TO \$4999	\$800.00	\$0.00	\$0.00	\$800.00	\$0.00	\$800.00	100.00%
10.5.2630.7000.902.1100	EQUIPMENT \$500 TO \$4999	\$6,500.00	\$0.00	\$0.00	\$6,500.00	\$0.00	\$6,500.00	100.00%
10.5.1400.1170.903.6220	SALARY-STUDENT	\$15,675.00	\$0.00	\$0.00	\$15,675.00	\$0.00	\$15,675.00	100.00%
10.5.1200.2130.903.1100	FICA	\$0.00	\$0.00	\$0.00	\$0.00	\$1.38	(\$1.38)	0.00%
10.5.1200.2130.903.6100	FICA	\$0.00	\$0.00	\$0.00	\$0.00	\$1.38	(\$1.38)	0.00%
10.5.1200.2140.903.1100	MEDICARE	\$0.00	\$0.00	\$0.00	\$0.00	\$0.32	(\$0.32)	0.00%
10.5.1200.2140.903.6100	MEDICARE	\$0.00	\$0.00	\$0.00	\$0.00	\$0.32	(\$0.32)	0.00%
10.5.1400.3050.903.6110	APPS AND SOFTWARE	\$3,000.00	\$0.00	\$0.00	\$3,000.00	\$0.00	\$3,000.00	100.00%
10.5.1400.3100.903.1100	PROFESSIONAL TECHNICAL SERVICE	\$15,000.00	\$0.00	\$0.00	\$15,000.00	\$0.00	\$15,000.00	100.00%
10.5.1400.3104.903.1020	MIS SERVICES	\$0.00	\$5,607.00	\$5,607.00	(\$5,607.00)	\$0.00	(\$5,607.00)	0.00%
10.5.1400.3141.903.6110	STUDENT STIPENDS	\$20,671.05	\$0.00	\$0.00	\$20,671.05	\$0.00	\$20,671.05	100.00%
10.5.1400.3230.903.1100	REPAIRS AND MAINTENANCE SERVIC	\$475.00	\$0.00	\$0.00	\$475.00	\$0.00	\$475.00	100.00%
10.5.1400.3230.903.6110	REPAIRS AND MAINTENANCE SERVIC	\$285.00	\$0.00	\$0.00	\$285.00	\$0.00	\$285.00	100.00%
10.5.1400.3310.903.1020	PUPIL TRANSPORTATION	\$0.00	\$140.00	\$140.00	(\$140.00)	\$0.00	(\$140.00)	0.00%
10.5.1400.3310.903.1100	PUPIL TRANSPORTATION	\$2,299.00	\$0.00	\$0.00	\$2,299.00	\$0.00	\$2,299.00	100.00%
10.5.1200.3399.903.1100	TRAVEL LOCAL MILEAGE	\$0.00	\$0.00	\$0.00	\$0.00	\$513.09	(\$513.09)	0.00%
10.5.1200.3399.903.6100	TRAVEL LOCAL MILEAGE	\$0.00	\$0.00	\$0.00	\$0.00	\$513.09	(\$513.09)	0.00%
10.5.1400.3399.903.1100	TRAVEL LOCAL MILEAGE	\$2,375.00	\$0.00	\$0.00	\$2,375.00	\$0.00	\$2,375.00	100.00%
10.5.1400.3400.903.6110	COMMUNICATION-TELEPHONE	\$2,090.00	\$85.83	\$85.83	\$2,004.17	\$0.00	\$2,004.17	95.89%
10.5.1400.3500.903.6110	MARKETING	\$7,362.50	\$0.00	\$0.00	\$7,362.50	\$0.00	\$7,362.50	100.00%
10.5.1400.3600.903.6110	PRINTING AND BINDING	\$1,757.50	\$0.00	\$0.00	\$1,757.50	\$0.00	\$1,757.50	100.00%
10.5.1400.3800.903.6110	UNEMPLOYMENT	\$950.00	\$0.00	\$0.00	\$950.00	\$0.00	\$950.00	100.00%
10.5.1400.4100.903.1100	OFFICE SUPPLIES LESS \$499	\$2,000.00	\$0.00	\$0.00	\$2,000.00	\$0.00	\$2,000.00	100.00%
10.5.1400.4100.903.6110	OFFICE SUPPLIES LESS \$499	\$5,000.00	\$0.00	\$0.00	\$5,000.00	\$0.00	\$5,000.00	100.00%
10.5.1400.4100.903.6220	OFFICE SUPPLIES LESS \$499	\$12,000.00	\$0.00	\$0.00	\$12,000.00	\$0.00	\$12,000.00	100.00%
10.5.1400.4101.903.6110	SUPPLIES-MEETINGS	\$380.00	\$0.00	\$0.00	\$380.00	\$0.00	\$380.00	100.00%
10.5.1400.6400.903.6110	DUES AND FEES	\$950.00	\$0.00	\$0.00	\$950.00	\$0.00	\$950.00	100.00%
10.5.1400.7000.903.6110	EQUIPMENT \$500 TO \$4999	\$4,000.00	\$0.00	\$0.00	\$4,000.00	\$0.00	\$4,000.00	100.00%
10.5.2115.1000.904.1100	SALARIES, CERTIFIED STAFF	\$0.00	\$0.00	\$0.00	\$0.00	\$119,212.61	(\$119,212.61)	0.00%
10.5.2115.1100.904.1100	SALARIES, NON CERTIFIED STAFF	\$346,877.98	\$0.00	\$0.00	\$346,877.98	\$0.00	\$346,877.98	100.00%
10.5.2215.2110.904.1100	TEACHER'S RETIREMENT (TRS)	\$5,203.17	\$0.00	\$0.00	\$5,203.17	\$0.00	\$5,203.17	100.00%
10.5.2215.2140.904.1100	MEDICARE	\$5,029.73	\$0.00	\$0.00	\$5,029.73	\$0.00	\$5,029.73	100.00%
10.5.2215.2210.904.1100	LIFE INSURANCE	\$552.00	\$0.00	\$0.00	\$552.00	\$0.00	\$552.00	100.00%
10.5.2215.2220.904.1100	MEDICAL INSURANCE	\$49,500.92	\$0.00	\$0.00	\$49,500.92	\$0.00	\$49,500.92	100.00%

177

# LaGrange Area Dept. of Special Education

## Monthly Expenditures

From Date: 7/1/2024

To Date: 7/31/2024

Fiscal Year: 2024-2025

- Subtotal by Collapse Mask   
  Include pre encumbrance   
  Print accounts with zero balance   
  Filter Encumbrance Detail by Date Range  
 Exclude Inactive Accounts with zero balance

Account Number	Description	GL Budget	Range To Date	YTD	Balance	Encumbrance	Budget Balance	% Bud
10.5.2215.2230.904.1100	DENTAL INSURANCE	\$4,565.50	\$0.00	\$0.00	\$4,565.50	\$0.00	\$4,565.50	100.00%
10.5.2540.1100.905.1100	SALARIES, NON CERTIFIED STAFF	\$98,786.15	\$4,234.74	\$4,234.74	\$94,551.41	\$78,498.56	\$16,052.85	16.25%
10.5.2540.2120.905.1100	MUNICIPAL RETIREMENT	\$2,222.69	\$95.28	\$95.28	\$2,127.41	\$28.92	\$2,098.49	94.41%
10.5.2540.2130.905.1100	FICA	\$6,124.74	\$262.56	\$262.56	\$5,862.18	\$245.52	\$5,616.66	91.70%
10.5.2570.2130.905.1100	FICA	\$0.00	\$0.00	\$0.00	\$0.00	\$2.43	(\$2.43)	0.00%
10.5.2540.2140.905.1100	MEDICARE	\$1,432.40	\$61.40	\$61.40	\$1,371.00	\$57.42	\$1,313.58	91.70%
10.5.2570.2140.905.1100	MEDICARE	\$0.00	\$0.00	\$0.00	\$0.00	\$0.57	(\$0.57)	0.00%
10.5.2540.2210.905.1100	LIFE INSURANCE	\$414.00	\$0.00	\$0.00	\$414.00	\$0.00	\$414.00	100.00%
10.5.2540.2220.905.1100	MEDICAL INSURANCE	\$44,203.71	\$0.00	\$0.00	\$44,203.71	\$0.00	\$44,203.71	100.00%
10.5.2540.2230.905.1100	DENTAL INSURANCE	\$2,597.29	\$0.00	\$0.00	\$2,597.29	\$0.00	\$2,597.29	100.00%
10.5.2570.3400.905.1100	COMMUNICATION-TELEPHONE	\$0.00	\$0.00	\$0.00	\$0.00	\$900.00	(\$900.00)	0.00%
10.5.1207.1100.906.1100	SALARIES, NON CERTIFIED STAFF	\$0.00	\$0.00	\$0.00	\$0.00	\$74,893.28	(\$74,893.28)	0.00%
10.5.1200.1104.906.1100	AIDE SALARIES	\$0.00	\$0.00	\$0.00	\$0.00	\$26,389.80	(\$26,389.80)	0.00%
10.5.1207.1104.906.1100	AIDE SALARIES	\$363,466.77	\$0.00	\$0.00	\$363,466.77	\$124,699.96	\$238,766.81	65.69%
10.5.1207.2120.906.1100	MUNICIPAL RETIREMENT	\$11,123.14	\$0.00	\$0.00	\$11,123.14	\$0.00	\$11,123.14	100.00%
10.5.1207.2130.906.1100	FICA	\$22,534.94	\$0.00	\$0.00	\$22,534.94	\$0.00	\$22,534.94	100.00%
10.5.1207.2140.906.1100	MEDICARE	\$5,270.27	\$0.00	\$0.00	\$5,270.27	\$0.00	\$5,270.27	100.00%
10.5.1207.2210.906.1100	LIFE INSURANCE	\$1,932.00	\$0.00	\$0.00	\$1,932.00	\$0.00	\$1,932.00	100.00%
10.5.1207.2220.906.1100	MEDICAL INSURANCE	\$80,891.03	\$0.00	\$0.00	\$80,891.03	\$0.00	\$80,891.03	100.00%
10.5.1207.2230.906.1100	DENTAL INSURANCE	\$5,053.12	\$0.00	\$0.00	\$5,053.12	\$0.00	\$5,053.12	100.00%
10.5.1207.1000.907.1100	SALARIES, CERTIFIED STAFF	\$412,507.08	\$0.00	\$0.00	\$412,507.08	\$249,076.09	\$163,430.99	39.62%
10.5.1207.2110.907.1100	TEACHER'S RETIREMENT (TRS)	\$6,187.61	\$0.00	\$0.00	\$6,187.61	\$0.00	\$6,187.61	100.00%
10.5.1207.2140.907.1100	MEDICARE	\$5,981.35	\$0.00	\$0.00	\$5,981.35	\$0.00	\$5,981.35	100.00%
10.5.1207.2210.907.1100	LIFE INSURANCE	\$828.00	\$0.00	\$0.00	\$828.00	\$0.00	\$828.00	100.00%
10.5.1207.2220.907.1100	MEDICAL INSURANCE	\$55,769.20	\$0.00	\$0.00	\$55,769.20	\$0.00	\$55,769.20	100.00%
10.5.1207.2230.907.1100	DENTAL INSURANCE	\$4,033.65	\$0.00	\$0.00	\$4,033.65	\$0.00	\$4,033.65	100.00%
10.5.2510.1000.908.1100	SALARIES, CERTIFIED STAFF	\$125,100.00	\$0.00	\$0.00	\$125,100.00	\$0.00	\$125,100.00	100.00%
10.5.2510.2110.908.1100	TEACHER'S RETIREMENT (TRS)	\$14,686.74	\$0.00	\$0.00	\$14,686.74	\$0.00	\$14,686.74	100.00%
10.5.2570.2130.908.1100	FICA	\$0.00	\$2.33	\$2.33	(\$2.33)	\$2.33	(\$4.66)	0.00%
10.5.2510.2140.908.1100	MEDICARE	\$1,813.95	\$0.00	\$0.00	\$1,813.95	\$0.00	\$1,813.95	100.00%
10.5.2570.2140.908.1100	MEDICARE	\$0.00	\$1.75	\$1.75	(\$1.75)	\$1.74	(\$3.49)	0.00%
10.5.2510.2210.908.1100	LIFE INSURANCE	\$2,000.00	\$0.00	\$0.00	\$2,000.00	\$0.00	\$2,000.00	100.00%
10.5.2510.2220.908.1100	MEDICAL INSURANCE	\$30,644.02	\$0.00	\$0.00	\$30,644.02	\$0.00	\$30,644.02	100.00%
10.5.2510.2230.908.1100	DENTAL INSURANCE	\$1,814.22	\$0.00	\$0.00	\$1,814.22	\$0.00	\$1,814.22	100.00%
10.5.2570.3399.908.1100	TRAVEL LOCAL MILEAGE	\$0.00	\$45.54	\$45.54	(\$45.54)	\$1,034.46	(\$1,080.00)	0.00%
10.5.2570.3400.908.1100	COMMUNICATION-TELEPHONE	\$0.00	\$75.45	\$75.45	(\$75.45)	\$1,724.55	(\$1,800.00)	0.00%
10.5.2640.1100.909.1100	SALARIES, NON CERTIFIED STAFF	\$114,675.00	\$4,778.13	\$4,778.13	\$109,896.87	\$109,896.87	\$0.00	0.00%
10.5.2640.2120.909.1100	MUNICIPAL RETIREMENT	\$10,766.80	\$322.53	\$322.53	\$10,444.27	\$261.67	\$10,182.60	94.57%
10.5.2640.2130.909.1100	FICA	\$7,109.85	\$301.36	\$301.36	\$6,808.49	\$301.36	\$6,507.13	91.52%
10.5.2640.2140.909.1100	MEDICARE	\$1,662.79	\$70.48	\$70.48	\$1,592.31	\$70.48	\$1,521.83	91.52%
10.5.2640.2210.909.1100	LIFE INSURANCE	\$138.00	\$0.00	\$0.00	\$138.00	\$0.00	\$138.00	100.00%
10.5.2640.2220.909.1100	MEDICAL INSURANCE	\$19,453.25	\$0.00	\$0.00	\$19,453.25	\$0.00	\$19,453.25	100.00%
10.5.2640.2230.909.1100	DENTAL INSURANCE	\$1,176.26	\$0.00	\$0.00	\$1,176.26	\$0.00	\$1,176.26	100.00%
10.5.2640.3399.909.1100	TRAVEL LOCAL MILEAGE	\$0.00	\$45.00	\$45.00	(\$45.00)	\$1,035.00	(\$1,080.00)	0.00%
10.5.2640.3400.909.1100	COMMUNICATION-TELEPHONE	\$0.00	\$37.50	\$37.50	(\$37.50)	\$862.50	(\$900.00)	0.00%
10.5.2210.2140.910.1100	MEDICARE	\$0.00	\$0.65	\$0.65	(\$0.65)	\$0.65	(\$1.30)	0.00%
10.5.2210.3399.910.1100	TRAVEL LOCAL MILEAGE	\$0.00	\$45.00	\$45.00	(\$45.00)	\$1,035.00	(\$1,080.00)	0.00%
10.5.1207.1100.911.1100	SALARIES, NON CERTIFIED STAFF	\$0.00	\$0.00	\$0.00	\$0.00	\$25,697.48	(\$25,697.48)	0.00%
10.5.2610.1100.911.1100	SALARIES, NON CERTIFIED STAFF	\$456,748.83	\$17,677.83	\$17,677.83	\$439,071.00	\$452,841.05	(\$13,770.05)	-3.01%
10.5.2610.2120.911.1100	MUNICIPAL RETIREMENT	\$10,276.85	\$397.76	\$397.76	\$9,879.09	\$251.58	\$9,627.51	93.68%

# LaGrange Area Dept. of Special Education

## Monthly Expenditures

From Date: 7/1/2024

To Date: 7/31/2024

Fiscal Year: 2024-2025

- Subtotal by Collapse Mask   
  Include pre encumbrance   
  Print accounts with zero balance   
  Filter Encumbrance Detail by Date Range  
 Exclude Inactive Accounts with zero balance

Account Number	Description	GL Budget	Range To Date	YTD	Balance	Encumbrance	Budget Balance	% Bud
10.5.2610.2130.911.1100	FICA	\$28,318.43	\$1,096.03	\$1,096.03	\$27,222.40	\$1,415.85	\$25,806.55	91.13%
10.5.2610.2140.911.1100	MEDICARE	\$6,622.86	\$256.33	\$256.33	\$6,366.53	\$331.13	\$6,035.40	91.13%
10.5.2610.2210.911.1100	LIFE INSURANCE	\$1,242.00	\$0.00	\$0.00	\$1,242.00	\$33.22	\$1,238.78	99.74%
10.5.2610.2220.911.1100	MEDICAL INSURANCE	\$135,377.17	\$0.00	\$0.00	\$135,377.17	\$1,844.67	\$133,532.50	98.64%
10.5.2610.2230.911.1100	DENTAL INSURANCE	\$7,706.40	\$0.00	\$0.00	\$7,706.40	\$117.15	\$7,589.25	98.48%
10.5.2610.3399.911.1020	TRAVEL LOCAL MILEAGE	\$0.00	\$34.01	\$34.01	(\$34.01)	\$0.00	(\$34.01)	0.00%
10.5.1400.1100.912.1100	SALARIES, NON CERTIFIED STAFF	\$0.00	\$2,112.90	\$2,112.90	(\$2,112.90)	\$48,596.64	(\$50,709.54)	0.00%
10.5.1400.1100.912.6100	SALARIES, NON CERTIFIED STAFF	\$252,713.06	\$4,550.24	\$4,550.24	\$248,162.82	\$104,655.35	\$143,507.47	56.79%
10.5.1400.2120.912.1100	MUNICIPAL RETIREMENT	\$0.00	\$47.54	\$47.54	(\$47.54)	\$15.42	(\$62.96)	0.00%
10.5.1400.2120.912.6100	MUNICIPAL RETIREMENT	\$5,525.12	\$102.38	\$102.38	\$5,422.74	\$33.21	\$5,389.53	97.55%
10.5.1400.2130.912.1100	FICA	\$0.00	\$131.00	\$131.00	(\$131.00)	\$131.00	(\$262.00)	0.00%
10.5.1400.2130.912.6100	FICA	\$15,224.76	\$282.12	\$282.12	\$14,942.64	\$282.12	\$14,660.52	96.29%
10.5.1400.2140.912.1100	MEDICARE	\$0.00	\$30.64	\$30.64	(\$30.64)	\$30.64	(\$61.28)	0.00%
10.5.1400.2140.912.6100	MEDICARE	\$3,664.34	\$65.98	\$65.98	\$3,598.36	\$65.98	\$3,532.38	96.40%
10.5.1400.2210.912.6100	LIFE INSURANCE	\$690.00	\$0.00	\$0.00	\$690.00	\$0.00	\$690.00	100.00%
10.5.1400.2220.912.6100	MEDICAL INSURANCE	\$48,458.83	\$0.00	\$0.00	\$48,458.83	\$0.00	\$48,458.83	100.00%
10.5.1400.2230.912.6100	DENTAL INSURANCE	\$3,099.65	\$0.00	\$0.00	\$3,099.65	\$0.00	\$3,099.65	100.00%
10.5.1400.3399.912.1020	TRAVEL LOCAL MILEAGE	\$0.00	\$102.12	\$102.12	(\$102.12)	\$0.00	(\$102.12)	0.00%
10.5.2320.1100.913.1100	SALARIES, NON CERTIFIED STAFF	\$53,087.44	\$1,610.66	\$1,610.66	\$51,476.78	\$37,045.24	\$14,431.54	27.18%
10.5.2320.2120.913.1100	MUNICIPAL RETIREMENT	\$1,194.47	\$36.24	\$36.24	\$1,158.23	\$11.76	\$1,146.47	95.98%
10.5.2320.2130.913.1100	FICA	\$3,291.42	\$99.86	\$99.86	\$3,191.56	\$99.86	\$3,091.70	93.93%
10.5.2320.2140.913.1100	MEDICARE	\$769.77	\$23.35	\$23.35	\$746.42	\$23.35	\$723.07	93.93%
10.5.2320.2210.913.1100	LIFE INSURANCE	\$138.00	\$0.00	\$0.00	\$138.00	\$0.00	\$138.00	100.00%
10.5.2320.2220.913.1100	MEDICAL INSURANCE	\$30,644.02	\$0.00	\$0.00	\$30,644.02	\$0.00	\$30,644.02	100.00%
10.5.2320.2230.913.1100	DENTAL INSURANCE	\$1,521.83	\$0.00	\$0.00	\$1,521.83	\$0.00	\$1,521.83	100.00%
10.5.2320.1000.914.1100	SALARIES, CERTIFIED STAFF	\$201,015.37	\$8,375.64	\$8,375.64	\$192,639.73	\$192,639.73	\$0.00	0.00%
10.5.2320.2110.914.1100	TEACHER'S RETIREMENT (TRS)	\$23,599.20	\$1,026.25	\$1,026.25	\$22,572.95	\$1,026.25	\$21,546.70	91.30%
10.5.2320.2140.914.1100	MEDICARE	\$2,914.72	\$121.45	\$121.45	\$2,793.27	\$121.45	\$2,671.82	91.67%
10.5.2320.2210.914.1100	LIFE INSURANCE	\$2,000.00	\$0.00	\$0.00	\$2,000.00	\$0.00	\$2,000.00	100.00%
10.5.2320.2220.914.1100	MEDICAL INSURANCE	\$19,453.25	\$0.00	\$0.00	\$19,453.25	\$0.00	\$19,453.25	100.00%
10.5.2320.2230.914.1100	DENTAL INSURANCE	\$1,176.26	\$0.00	\$0.00	\$1,176.26	\$0.00	\$1,176.26	100.00%
10.5.1207.1100.915.1100	SALARIES, NON CERTIFIED STAFF	\$669,339.01	\$0.00	\$0.00	\$669,339.01	\$201,574.44	\$467,764.57	69.88%
10.5.1207.1104.915.1100	AIDE SALARIES	\$0.00	\$0.00	\$0.00	\$0.00	\$383,081.07	(\$383,081.07)	0.00%
10.5.1207.2120.915.1100	MUNICIPAL RETIREMENT	\$15,060.13	\$0.00	\$0.00	\$15,060.13	\$0.00	\$15,060.13	100.00%
10.5.1207.2130.915.1100	FICA	\$41,499.02	\$0.00	\$0.00	\$41,499.02	\$0.00	\$41,499.02	100.00%
10.5.1207.2140.915.1100	MEDICARE	\$9,705.42	\$0.00	\$0.00	\$9,705.42	\$0.00	\$9,705.42	100.00%
10.5.1207.2210.915.1100	LIFE INSURANCE	\$1,656.00	\$0.00	\$0.00	\$1,656.00	\$0.00	\$1,656.00	100.00%
10.5.1207.2220.915.1100	MEDICAL INSURANCE	\$152,574.24	\$0.00	\$0.00	\$152,574.24	\$0.00	\$152,574.24	100.00%
10.5.1207.2230.915.1100	DENTAL INSURANCE	\$9,730.59	\$0.00	\$0.00	\$9,730.59	\$0.00	\$9,730.59	100.00%
10.5.2131.1100.916.1100	SALARIES, NON CERTIFIED STAFF	\$3,287,473.74	\$396.25	\$396.25	\$3,287,077.49	\$3,174,525.08	\$112,552.41	3.42%
10.5.2131.2120.916.1100	MUNICIPAL RETIREMENT	\$79,079.27	\$8.92	\$8.92	\$79,070.35	\$0.00	\$79,070.35	99.99%
10.5.2131.2130.916.1100	FICA	\$203,823.37	\$24.57	\$24.57	\$203,798.80	\$0.00	\$203,798.80	99.99%
10.5.2131.2140.916.1100	MEDICARE	\$47,668.37	\$5.75	\$5.75	\$47,662.62	\$0.00	\$47,662.62	99.99%
10.5.2131.2210.916.1100	LIFE INSURANCE	\$6,348.00	\$0.00	\$0.00	\$6,348.00	\$0.00	\$6,348.00	100.00%
10.5.2131.2220.916.1100	MEDICAL INSURANCE	\$568,312.79	\$0.00	\$0.00	\$568,312.79	\$0.00	\$568,312.79	100.00%
10.5.2131.2230.916.1100	DENTAL INSURANCE	\$32,264.92	\$0.00	\$0.00	\$32,264.92	\$0.00	\$32,264.92	100.00%
10.5.2131.3399.916.1020	TRAVEL LOCAL MILEAGE	\$0.00	\$12.00	\$12.00	(\$12.00)	\$0.00	(\$12.00)	0.00%
10.5.1200.1100.917.1100	SALARIES, NON CERTIFIED STAFF	\$2,751,499.07	\$6,156.52	\$6,156.52	\$2,745,342.55	\$2,017,363.99	\$727,978.56	26.46%
10.5.1200.1104.917.1100	AIDE SALARIES	\$0.00	\$0.00	\$0.00	\$0.00	\$48,327.00	(\$48,327.00)	0.00%
10.5.1200.2120.917.1100	MUNICIPAL RETIREMENT	\$61,908.73	\$26.02	\$26.02	\$61,882.71	\$0.00	\$61,882.71	99.96%

179

# LaGrange Area Dept. of Special Education

## Monthly Expenditures

From Date: 7/1/2024

To Date: 7/31/2024

Fiscal Year: 2024-2025

- Subtotal by Collapse Mask   
  Include pre encumbrance   
  Print accounts with zero balance   
  Filter Encumbrance Detail by Date Range  
 Exclude Inactive Accounts with zero balance

Account Number	Description	GL Budget	Range To Date	YTD	Balance	Encumbrance	Budget Balance	% Bud
10.5.1200.2130.917.1100	FICA	\$170,592.94	\$71.71	\$71.71	\$170,521.23	\$0.00	\$170,521.23	99.96%
10.5.1200.2140.917.1100	MEDICARE	\$39,896.74	\$16.77	\$16.77	\$39,879.97	\$0.00	\$39,879.97	99.96%
10.5.1200.2210.917.1100	LIFE INSURANCE	\$17,250.00	\$0.00	\$0.00	\$17,250.00	\$0.00	\$17,250.00	100.00%
10.5.1200.2220.917.1100	MEDICAL INSURANCE	\$339,895.81	\$0.00	\$0.00	\$339,895.81	\$0.00	\$339,895.81	100.00%
10.5.1200.2230.917.1100	DENTAL INSURANCE	\$25,530.80	\$0.00	\$0.00	\$25,530.80	\$0.00	\$25,530.80	100.00%
10.5.2132.1100.918.1100	SALARIES, NON CERTIFIED STAFF	\$1,381,484.17	\$0.00	\$0.00	\$1,381,484.17	\$1,211,718.89	\$169,765.28	12.29%
10.5.2132.2120.918.1100	MUNICIPAL RETIREMENT	\$132,622.48	\$0.00	\$0.00	\$132,622.48	\$0.00	\$132,622.48	100.00%
10.5.2132.2130.918.1100	FICA	\$85,652.02	\$0.00	\$0.00	\$85,652.02	\$0.00	\$85,652.02	100.00%
10.5.2132.2140.918.1100	MEDICARE	\$20,031.52	\$0.00	\$0.00	\$20,031.52	\$0.00	\$20,031.52	100.00%
10.5.2132.2210.918.1100	LIFE INSURANCE	\$2,760.00	\$0.00	\$0.00	\$2,760.00	\$0.00	\$2,760.00	100.00%
10.5.2132.2220.918.1100	MEDICAL INSURANCE	\$289,055.35	\$0.00	\$0.00	\$289,055.35	\$0.00	\$289,055.35	100.00%
10.5.2132.2230.918.1100	DENTAL INSURANCE	\$17,744.88	\$0.00	\$0.00	\$17,744.88	\$0.00	\$17,744.88	100.00%
10.5.2132.1100.919.1100	SALARIES, NON CERTIFIED STAFF	\$0.00	\$2,530.52	\$2,530.52	(\$2,530.52)	\$58,201.94	(\$60,732.46)	0.00%
10.5.2410.1100.919.1100	SALARIES, NON CERTIFIED STAFF	\$413,169.92	\$6,657.08	\$6,657.08	\$406,512.84	\$153,112.88	\$253,399.96	61.33%
10.5.2132.2120.919.1100	MUNICIPAL RETIREMENT	\$0.00	\$56.93	\$56.93	(\$56.93)	\$18.47	(\$75.40)	0.00%
10.5.2410.2120.919.1100	MUNICIPAL RETIREMENT	\$9,296.32	\$149.79	\$149.79	\$9,146.53	\$48.59	\$9,097.94	97.87%
10.5.2132.2130.919.1100	FICA	\$0.00	\$159.68	\$159.68	(\$159.68)	\$159.68	(\$319.36)	0.00%
10.5.2410.2130.919.1100	FICA	\$25,616.54	\$417.85	\$417.85	\$25,198.69	\$417.85	\$24,780.84	96.74%
10.5.2132.2140.919.1100	MEDICARE	\$0.00	\$37.35	\$37.35	(\$37.35)	\$37.34	(\$74.69)	0.00%
10.5.2410.2140.919.1100	MEDICARE	\$5,990.96	\$97.71	\$97.71	\$5,893.25	\$97.71	\$5,795.54	96.74%
10.5.2410.2210.919.1100	LIFE INSURANCE	\$552.00	\$0.00	\$0.00	\$552.00	\$0.00	\$552.00	100.00%
10.5.2410.2220.919.1100	MEDICAL INSURANCE	\$111,385.31	\$0.00	\$0.00	\$111,385.31	\$0.00	\$111,385.31	100.00%
10.5.2410.2230.919.1100	DENTAL INSURANCE	\$5,640.95	\$0.00	\$0.00	\$5,640.95	\$0.00	\$5,640.95	100.00%
10.5.2132.3399.919.1100	TRAVEL LOCAL MILEAGE	\$0.00	\$45.00	\$45.00	(\$45.00)	\$1,035.00	(\$1,080.00)	0.00%
10.5.2410.3399.919.1100	TRAVEL LOCAL MILEAGE	\$0.00	\$45.00	\$45.00	(\$45.00)	\$1,035.00	(\$1,080.00)	0.00%
10.5.2410.3400.919.1100	COMMUNICATION-TELEPHONE	\$0.00	\$37.50	\$37.50	(\$37.50)	\$862.50	(\$900.00)	0.00%
10.5.2140.1000.920.1100	SALARIES, CERTIFIED STAFF	\$0.00	\$5,212.50	\$5,212.50	(\$5,212.50)	\$119,887.50	(\$125,100.00)	0.00%
10.5.2410.1000.920.1100	SALARIES, CERTIFIED STAFF	\$983,388.62	\$32,557.65	\$32,557.65	\$950,830.97	\$748,825.95	\$202,005.02	20.54%
10.5.2410.1000.920.4993	SALARIES, CERTIFIED STAFF	\$0.00	\$126.39	\$126.39	(\$126.39)	\$0.00	(\$126.39)	0.00%
10.5.2140.2110.920.1100	TEACHER'S RETIREMENT (TRS)	\$0.00	\$638.67	\$638.67	(\$638.67)	\$638.67	(\$1,277.34)	0.00%
10.5.2410.2110.920.1100	TEACHER'S RETIREMENT (TRS)	\$13,265.27	\$1,060.77	\$1,060.77	\$12,204.50	\$1,060.76	\$11,143.74	84.01%
10.5.2410.2110.920.4993	TEACHER'S RETIREMENT (TRS)	\$0.00	\$1.58	\$1.58	(\$1.58)	\$0.00	(\$1.58)	0.00%
10.5.1200.2140.920.1100	MEDICARE	\$0.00	\$0.66	\$0.66	(\$0.66)	\$0.66	(\$1.32)	0.00%
10.5.1207.2140.920.1100	MEDICARE	\$0.00	\$0.65	\$0.65	(\$0.65)	\$0.65	(\$1.30)	0.00%
10.5.2110.2140.920.1100	MEDICARE	\$0.00	\$1.74	\$1.74	(\$1.74)	\$1.73	(\$3.47)	0.00%
10.5.2130.2140.920.1100	MEDICARE	\$0.00	\$0.66	\$0.66	(\$0.66)	\$0.65	(\$1.31)	0.00%
10.5.2140.2140.920.1100	MEDICARE	\$0.00	\$75.58	\$75.58	(\$75.58)	\$75.58	(\$151.16)	0.00%
10.5.2410.2140.920.1100	MEDICARE	\$14,259.13	\$473.96	\$473.96	\$13,785.17	\$473.95	\$13,311.22	93.35%
10.5.2410.2140.920.4993	MEDICARE	\$0.00	\$1.84	\$1.84	(\$1.84)	\$0.00	(\$1.84)	0.00%
10.5.2510.2140.920.1100	MEDICARE	\$0.00	\$0.65	\$0.65	(\$0.65)	\$0.65	(\$1.30)	0.00%
10.5.2570.2140.920.1100	MEDICARE	\$0.00	\$1.08	\$1.08	(\$1.08)	\$1.08	(\$2.16)	0.00%
10.5.2410.2210.920.1100	LIFE INSURANCE	\$3,104.00	\$0.00	\$0.00	\$3,104.00	\$0.00	\$3,104.00	100.00%
10.5.2410.2220.920.1100	MEDICAL INSURANCE	\$232,909.64	\$0.00	\$0.00	\$232,909.64	\$0.00	\$232,909.64	100.00%
10.5.2410.2230.920.1100	DENTAL INSURANCE	\$11,155.19	\$0.00	\$0.00	\$11,155.19	\$0.00	\$11,155.19	100.00%
10.5.1200.3399.920.1100	TRAVEL LOCAL MILEAGE	\$0.00	\$45.00	\$45.00	(\$45.00)	\$1,035.00	(\$1,080.00)	0.00%
10.5.1207.3399.920.1100	TRAVEL LOCAL MILEAGE	\$0.00	\$45.00	\$45.00	(\$45.00)	\$1,035.00	(\$1,080.00)	0.00%
10.5.2110.3399.920.1100	TRAVEL LOCAL MILEAGE	\$0.00	\$45.00	\$45.00	(\$45.00)	\$1,035.00	(\$1,080.00)	0.00%
10.5.2130.3399.920.1100	TRAVEL LOCAL MILEAGE	\$0.00	\$45.54	\$45.54	(\$45.54)	\$134.46	(\$180.00)	0.00%
10.5.2410.3399.920.1100	TRAVEL LOCAL MILEAGE	\$0.00	\$90.54	\$90.54	(\$90.54)	\$2,069.46	(\$2,160.00)	0.00%
10.5.2510.3399.920.1100	TRAVEL LOCAL MILEAGE	\$0.00	\$45.00	\$45.00	(\$45.00)	\$1,035.00	(\$1,080.00)	0.00%

# LaGrange Area Dept. of Special Education

## Monthly Expenditures

From Date: 7/1/2024

To Date: 7/31/2024

Fiscal Year: 2024-2025

- Subtotal by Collapse Mask   
  Include pre encumbrance   
  Print accounts with zero balance   
  Filter Encumbrance Detail by Date Range  
 Exclude Inactive Accounts with zero balance

Account Number	Description	GL Budget	Range To Date	YTD	Balance	Encumbrance	Budget Balance	% Bud
10.5.2110.3400.920.1100	COMMUNICATION-TELEPHONE	\$0.00	\$75.45	\$75.45	(\$75.45)	\$1,974.55	(\$2,050.00)	0.00%
10.5.2410.3400.920.1100	COMMUNICATION-TELEPHONE	\$0.00	\$37.95	\$37.95	(\$37.95)	\$862.05	(\$900.00)	0.00%
10.5.2570.3400.920.1100	COMMUNICATION-TELEPHONE	\$0.00	\$75.00	\$75.00	(\$75.00)	\$1,725.00	(\$1,800.00)	0.00%
10.5.1400.1100.921.1100	SALARIES, NON CERTIFIED STAFF	\$0.00	\$3,364.93	\$3,364.93	(\$3,364.93)	\$77,393.44	(\$80,758.37)	0.00%
10.5.1400.1100.921.6100	SALARIES, NON CERTIFIED STAFF	\$0.00	\$485.10	\$485.10	(\$485.10)	\$11,157.31	(\$11,642.41)	0.00%
10.5.1400.1100.921.6220	SALARIES, NON CERTIFIED STAFF	\$0.00	\$427.78	\$427.78	(\$427.78)	\$9,838.95	(\$10,266.73)	0.00%
10.5.1400.2120.921.1100	MUNICIPAL RETIREMENT	\$0.00	\$75.71	\$75.71	(\$75.71)	\$24.57	(\$100.28)	0.00%
10.5.1400.2120.921.6100	MUNICIPAL RETIREMENT	\$0.00	\$10.91	\$10.91	(\$10.91)	\$3.54	(\$14.45)	0.00%
10.5.1400.2120.921.6220	MUNICIPAL RETIREMENT	\$0.00	\$9.63	\$9.63	(\$9.63)	\$3.12	(\$12.75)	0.00%
10.5.1400.2130.921.1100	FICA	\$0.00	\$208.62	\$208.62	(\$208.62)	\$208.63	(\$417.25)	0.00%
10.5.1400.2130.921.6100	FICA	\$0.00	\$30.08	\$30.08	(\$30.08)	\$30.08	(\$60.16)	0.00%
10.5.1400.2130.921.6220	FICA	\$0.00	\$26.52	\$26.52	(\$26.52)	\$26.52	(\$53.04)	0.00%
10.5.1400.2140.921.1100	MEDICARE	\$0.00	\$48.79	\$48.79	(\$48.79)	\$48.79	(\$97.58)	0.00%
10.5.1400.2140.921.6100	MEDICARE	\$0.00	\$7.03	\$7.03	(\$7.03)	\$7.03	(\$14.06)	0.00%
10.5.1400.2140.921.6220	MEDICARE	\$0.00	\$6.21	\$6.21	(\$6.21)	\$6.20	(\$12.41)	0.00%
10.5.2140.1000.922.1100	SALARIES, CERTIFIED STAFF	\$1,876,589.96	\$0.00	\$0.00	\$1,876,589.96	\$1,617,793.92	\$258,796.04	13.79%
10.5.2140.2110.922.1100	TEACHER'S RETIREMENT (TRS)	\$28,148.85	\$0.00	\$0.00	\$28,148.85	\$0.00	\$28,148.85	100.00%
10.5.2140.2140.922.1100	MEDICARE	\$27,210.55	\$0.00	\$0.00	\$27,210.55	\$0.00	\$27,210.55	100.00%
10.5.2140.2210.922.1100	LIFE INSURANCE	\$3,588.00	\$0.00	\$0.00	\$3,588.00	\$0.00	\$3,588.00	100.00%
10.5.2140.2220.922.1100	MEDICAL INSURANCE	\$293,186.09	\$0.00	\$0.00	\$293,186.09	\$0.00	\$293,186.09	100.00%
10.5.2140.2230.922.1100	DENTAL INSURANCE	\$17,912.85	\$0.00	\$0.00	\$17,912.85	\$0.00	\$17,912.85	100.00%
10.5.2140.1000.923.1100	SALARIES, CERTIFIED STAFF	\$52,125.00	\$0.00	\$0.00	\$52,125.00	\$0.00	\$52,125.00	100.00%
10.5.2140.2140.923.1100	MEDICARE	\$755.81	\$0.00	\$0.00	\$755.81	\$0.00	\$755.81	100.00%
10.5.2140.2210.923.1100	LIFE INSURANCE	\$414.00	\$0.00	\$0.00	\$414.00	\$0.00	\$414.00	100.00%
10.5.2140.2220.923.1100	MEDICAL INSURANCE	\$7,787.95	\$0.00	\$0.00	\$7,787.95	\$0.00	\$7,787.95	100.00%
10.5.2140.2230.923.1100	DENTAL INSURANCE	\$502.36	\$0.00	\$0.00	\$502.36	\$0.00	\$502.36	100.00%
10.5.2130.1100.924.1100	SALARIES, NON CERTIFIED STAFF	\$656,826.06	\$4,126.56	\$4,126.56	\$652,699.50	\$466,279.67	\$186,419.83	28.38%
10.5.2130.2120.924.1100	MUNICIPAL RETIREMENT	\$14,778.59	\$92.85	\$92.85	\$14,685.74	\$30.12	\$14,655.62	99.17%
10.5.2130.2130.924.1100	FICA	\$40,723.22	\$0.00	\$0.00	\$40,723.22	\$0.00	\$40,723.22	100.00%
10.5.2130.2140.924.1100	MEDICARE	\$9,523.98	\$59.84	\$59.84	\$9,464.14	\$59.83	\$9,404.31	98.74%
10.5.2130.2210.924.1100	LIFE INSURANCE	\$3,618.00	\$0.00	\$0.00	\$3,618.00	\$0.00	\$3,618.00	100.00%
10.5.2130.2220.924.1100	MEDICAL INSURANCE	\$162,592.91	\$0.00	\$0.00	\$162,592.91	\$0.00	\$162,592.91	100.00%
10.5.2130.2230.924.1100	DENTAL INSURANCE	\$10,318.42	\$0.00	\$0.00	\$10,318.42	\$0.00	\$10,318.42	100.00%
10.5.1207.1000.926.1100	SALARIES, CERTIFIED STAFF	\$0.00	\$0.00	\$0.00	\$0.00	\$99,571.09	(\$99,571.09)	0.00%
10.5.2110.1000.926.1100	SALARIES, CERTIFIED STAFF	\$1,462,465.65	\$475.00	\$475.00	\$1,461,990.65	\$1,113,708.93	\$348,281.72	23.81%
10.5.2410.1000.926.1100	SALARIES, CERTIFIED STAFF	\$0.00	\$0.00	\$0.00	\$0.00	\$6,274.32	(\$6,274.32)	0.00%
10.5.2570.1005.926.1100	STIPENDS-CERTIFIED	\$0.00	\$87.86	\$87.86	(\$87.86)	\$2,532.92	(\$2,620.78)	0.00%
10.5.2110.1100.926.1100	SALARIES, NON CERTIFIED STAFF	\$0.00	\$0.00	\$0.00	\$0.00	\$301,236.35	(\$301,236.35)	0.00%
10.5.2110.1100.926.4993	SALARIES, NON CERTIFIED STAFF	\$0.00	\$1,200.00	\$1,200.00	(\$1,200.00)	\$0.00	(\$1,200.00)	0.00%
10.5.2110.2110.926.1100	TEACHER'S RETIREMENT (TRS)	\$21,880.69	\$0.00	\$0.00	\$21,880.69	\$0.00	\$21,880.69	100.00%
10.5.2110.2130.926.4993	FICA	\$0.00	\$74.40	\$74.40	(\$74.40)	\$0.00	(\$74.40)	0.00%
10.5.2110.2140.926.1100	MEDICARE	\$21,151.33	\$0.00	\$0.00	\$21,151.33	\$0.00	\$21,151.33	100.00%
10.5.2110.2140.926.4993	MEDICARE	\$0.00	\$17.40	\$17.40	(\$17.40)	\$0.00	(\$17.40)	0.00%
10.5.2570.2140.926.1100	MEDICARE	\$0.00	\$1.28	\$1.28	(\$1.28)	\$1.28	(\$2.56)	0.00%
10.5.2110.2210.926.1100	LIFE INSURANCE	\$2,898.00	\$0.00	\$0.00	\$2,898.00	\$0.00	\$2,898.00	100.00%
10.5.2110.2220.926.1100	MEDICAL INSURANCE	\$284,731.45	\$0.00	\$0.00	\$284,731.45	\$0.00	\$284,731.45	100.00%
10.5.2110.2230.926.1100	DENTAL INSURANCE	\$17,856.86	\$0.00	\$0.00	\$17,856.86	\$0.00	\$17,856.86	100.00%
10.5.2110.3399.926.1020	TRAVEL LOCAL MILEAGE	\$0.00	\$161.28	\$161.28	(\$161.28)	\$0.00	(\$161.28)	0.00%
10.5.2150.1000.927.1100	SALARIES, CERTIFIED STAFF	\$3,553,401.28	\$5,143.72	\$5,143.72	\$3,548,257.56	\$3,471,378.49	\$76,879.07	2.16%
10.5.2150.2110.927.1100	TEACHER'S RETIREMENT (TRS)	\$53,301.02	\$64.29	\$64.29	\$53,236.73	\$56.45	\$53,180.28	99.77%

# LaGrange Area Dept. of Special Education

## Monthly Expenditures

From Date: 7/1/2024

To Date: 7/31/2024

Fiscal Year: 2024-2025

- Subtotal by Collapse Mask   
  Include pre encumbrance   
  Print accounts with zero balance   
  Filter Encumbrance Detail by Date Range  
 Exclude Inactive Accounts with zero balance

Account Number	Description	GL Budget	Range To Date	YTD	Balance	Encumbrance	Budget Balance	% Bud
10.5.2150.2140.927.1100	MEDICARE	\$51,524.32	\$74.58	\$74.58	\$51,449.74	\$65.48	\$51,384.26	99.73%
10.5.2150.2210.927.1100	LIFE INSURANCE	\$8,762.00	\$0.00	\$0.00	\$8,762.00	\$0.00	\$8,762.00	100.00%
10.5.2150.2220.927.1100	MEDICAL INSURANCE	\$609,504.06	\$0.00	\$0.00	\$609,504.06	\$0.00	\$609,504.06	100.00%
10.5.2150.2230.927.1100	DENTAL INSURANCE	\$39,103.55	\$0.00	\$0.00	\$39,103.55	\$0.00	\$39,103.55	100.00%
10.5.1000.1000.928.1100	SALARIES, CERTIFIED STAFF	\$0.00	\$0.00	\$0.00	\$0.00	\$150,508.36	(\$150,508.36)	0.00%
10.5.1200.1000.928.1100	SALARIES, CERTIFIED STAFF	\$2,788,834.19	\$14,355.40	\$14,355.40	\$2,774,478.79	\$2,702,171.07	\$72,307.72	2.59%
10.5.1200.1000.928.4993	SALARIES, CERTIFIED STAFF	\$0.00	\$520.00	\$520.00	(\$520.00)	\$0.00	(\$520.00)	0.00%
10.5.1400.1000.928.6220	SALARIES, CERTIFIED STAFF	\$0.00	\$0.00	\$0.00	\$0.00	\$54,792.05	(\$54,792.05)	0.00%
10.5.2570.1005.928.1100	STIPENDS-CERTIFIED	\$0.00	\$18.82	\$18.82	(\$18.82)	\$432.88	(\$451.70)	0.00%
10.5.1200.2110.928.1100	TEACHER'S RETIREMENT (TRS)	\$41,832.51	\$10.69	\$10.69	\$41,821.82	\$0.00	\$41,821.82	99.97%
10.5.1200.2110.928.4993	TEACHER'S RETIREMENT (TRS)	\$0.00	\$6.50	\$6.50	(\$6.50)	\$0.00	(\$6.50)	0.00%
10.5.1200.2140.928.1100	MEDICARE	\$40,438.10	\$208.15	\$208.15	\$40,229.95	\$0.00	\$40,229.95	99.49%
10.5.1200.2140.928.4993	MEDICARE	\$0.00	\$7.54	\$7.54	(\$7.54)	\$0.00	(\$7.54)	0.00%
10.5.2570.2140.928.1100	MEDICARE	\$0.00	\$0.27	\$0.27	(\$0.27)	\$0.27	(\$0.54)	0.00%
10.5.1200.2210.928.1100	LIFE INSURANCE	\$5,658.00	\$0.00	\$0.00	\$5,658.00	\$0.00	\$5,658.00	100.00%
10.5.1200.2220.928.1100	MEDICAL INSURANCE	\$528,680.21	\$0.00	\$0.00	\$528,680.21	\$0.00	\$528,680.21	100.00%
10.5.1200.2230.928.1100	DENTAL INSURANCE	\$34,177.14	\$0.00	\$0.00	\$34,177.14	\$0.00	\$34,177.14	100.00%
10.5.2630.1100.929.1100	SALARIES, NON CERTIFIED STAFF	\$0.00	\$3,843.75	\$3,843.75	(\$3,843.75)	\$86,156.25	(\$90,000.00)	0.00%
10.5.2570.2120.929.1100	MUNICIPAL RETIREMENT	\$0.00	\$1.02	\$1.02	(\$1.02)	\$0.33	(\$1.35)	0.00%
10.5.2630.2120.929.1100	MUNICIPAL RETIREMENT	\$0.00	\$86.49	\$86.49	(\$86.49)	\$27.34	(\$113.83)	0.00%
10.5.2570.2130.929.1100	FICA	\$0.00	\$2.82	\$2.82	(\$2.82)	\$2.79	(\$5.61)	0.00%
10.5.2630.2130.929.1100	FICA	\$0.00	\$238.32	\$238.32	(\$238.32)	\$232.25	(\$470.57)	0.00%
10.5.2570.2140.929.1100	MEDICARE	\$0.00	\$0.66	\$0.66	(\$0.66)	\$0.65	(\$1.31)	0.00%
10.5.2630.2140.929.1100	MEDICARE	\$0.00	\$55.73	\$55.73	(\$55.73)	\$54.32	(\$110.05)	0.00%
10.5.2570.3399.929.1100	TRAVEL LOCAL MILEAGE	\$0.00	\$45.54	\$45.54	(\$45.54)	\$1,034.46	(\$1,080.00)	0.00%
10.5.1400.1100.930.6220	SALARIES, NON CERTIFIED STAFF	\$88,586.44	\$4,012.46	\$4,012.46	\$84,573.98	\$85,216.70	(\$642.72)	-0.73%
10.5.1400.2120.930.6220	MUNICIPAL RETIREMENT	\$1,993.19	\$83.05	\$83.05	\$1,910.14	\$26.95	\$1,883.19	94.48%
10.5.1400.2130.930.6220	FICA	\$5,492.36	\$248.77	\$248.77	\$5,243.59	\$248.77	\$4,994.82	90.94%
10.5.1400.2140.930.6220	MEDICARE	\$1,284.50	\$58.18	\$58.18	\$1,226.32	\$58.18	\$1,168.14	90.94%
10.5.1400.2210.930.6220	LIFE INSURANCE	\$138.00	\$0.00	\$0.00	\$138.00	\$0.00	\$138.00	100.00%
10.5.1400.2220.930.6220	MEDICAL INSURANCE	\$7,754.68	\$0.00	\$0.00	\$7,754.68	\$0.00	\$7,754.68	100.00%
10.5.1400.2230.930.6220	DENTAL INSURANCE	\$502.36	\$0.00	\$0.00	\$502.36	\$0.00	\$502.36	100.00%
10.5.1400.3399.930.1020	TRAVEL LOCAL MILEAGE	\$0.00	\$58.16	\$58.16	(\$58.16)	\$0.00	(\$58.16)	0.00%
10.5.1400.1100.931.6100	SALARIES, NON CERTIFIED STAFF	\$68,018.28	\$2,834.10	\$2,834.10	\$65,184.18	\$65,184.18	\$0.00	0.00%
10.5.1400.1100.931.6110	SALARIES, NON CERTIFIED STAFF	\$0.00	\$2,141.38	\$2,141.38	(\$2,141.38)	\$49,251.64	(\$51,393.02)	0.00%
10.5.1400.2120.931.6100	MUNICIPAL RETIREMENT	\$1,530.41	\$63.77	\$63.77	\$1,466.64	\$20.69	\$1,445.95	94.48%
10.5.1400.2120.931.6110	MUNICIPAL RETIREMENT	\$0.00	\$48.18	\$48.18	(\$48.18)	\$15.63	(\$63.81)	0.00%
10.5.1400.2130.931.6100	FICA	\$4,217.13	\$175.71	\$175.71	\$4,041.42	\$175.71	\$3,865.71	91.67%
10.5.1400.2130.931.6110	FICA	\$0.00	\$132.77	\$132.77	(\$132.77)	\$132.77	(\$265.54)	0.00%
10.5.1400.2140.931.6100	MEDICARE	\$986.27	\$41.09	\$41.09	\$945.18	\$41.09	\$904.09	91.67%
10.5.1400.2140.931.6110	MEDICARE	\$0.00	\$31.05	\$31.05	(\$31.05)	\$31.05	(\$62.10)	0.00%
10.5.1400.2210.931.6100	LIFE INSURANCE	\$138.00	\$0.00	\$0.00	\$138.00	\$0.00	\$138.00	100.00%
10.5.1400.2220.931.6100	MEDICAL INSURANCE	\$19,453.25	\$0.00	\$0.00	\$19,453.25	\$0.00	\$19,453.25	100.00%
10.5.1400.2230.931.6100	DENTAL INSURANCE	\$1,075.46	\$0.00	\$0.00	\$1,075.46	\$0.00	\$1,075.46	100.00%
10.5.1400.3399.931.1020	TRAVEL LOCAL MILEAGE	\$0.00	\$117.52	\$117.52	(\$117.52)	\$0.00	(\$117.52)	0.00%
10.5.2550.1100.932.1100	SALARIES, NON CERTIFIED STAFF	\$0.00	\$1,954.69	\$1,954.69	(\$1,954.69)	\$44,957.81	(\$46,912.50)	0.00%
10.5.2570.1100.932.1100	SALARIES, NON CERTIFIED STAFF	\$0.00	\$37.95	\$37.95	(\$37.95)	\$862.05	(\$900.00)	0.00%
10.5.2550.2120.932.1100	MUNICIPAL RETIREMENT	\$0.00	\$43.98	\$43.98	(\$43.98)	\$14.27	(\$58.25)	0.00%
10.5.2570.2120.932.1100	MUNICIPAL RETIREMENT	\$0.00	\$0.85	\$0.85	(\$0.85)	\$0.27	(\$1.12)	0.00%
10.5.2550.2130.932.1100	FICA	\$0.00	\$121.19	\$121.19	(\$121.19)	\$121.19	(\$242.38)	0.00%

182

# LaGrange Area Dept. of Special Education

## Monthly Expenditures

From Date: 7/1/2024

To Date: 7/31/2024

Fiscal Year: 2024-2025

- Subtotal by Collapse Mask   
  Include pre encumbrance   
  Print accounts with zero balance   
  Filter Encumbrance Detail by Date Range  
 Exclude Inactive Accounts with zero balance

Account Number	Description	GL Budget	Range To Date	YTD	Balance	Encumbrance	Budget Balance	% Bud
10.5.2570.2130.932.1100	FICA	\$0.00	\$2.35	\$2.35	(\$2.35)	\$2.32	(\$4.67)	0.00%
10.5.2550.2140.932.1100	MEDICARE	\$0.00	\$28.34	\$28.34	(\$28.34)	\$28.35	(\$56.69)	0.00%
10.5.2570.2140.932.1100	MEDICARE	\$0.00	\$0.55	\$0.55	(\$0.55)	\$0.54	(\$1.09)	0.00%
10.5.2550.3399.932.1020	TRAVEL LOCAL MILEAGE	\$0.00	\$15.95	\$15.95	(\$15.95)	\$0.00	(\$15.95)	0.00%
10.5.2550.3399.932.1100	TRAVEL LOCAL MILEAGE	\$0.00	\$13.67	\$13.67	(\$13.67)	\$0.00	(\$13.67)	0.00%
10.5.1400.1100.933.6220	SALARIES, NON CERTIFIED STAFF	\$31,275.00	\$0.00	\$0.00	\$31,275.00	\$0.00	\$31,275.00	100.00%
10.5.1400.2120.933.6220	MUNICIPAL RETIREMENT	\$703.69	\$0.00	\$0.00	\$703.69	\$0.00	\$703.69	100.00%
10.5.1400.2130.933.6220	FICA	\$1,939.05	\$0.00	\$0.00	\$1,939.05	\$0.00	\$1,939.05	100.00%
10.5.1400.2140.933.6220	MEDICARE	\$453.49	\$0.00	\$0.00	\$453.49	\$0.00	\$453.49	100.00%
10.5.1400.2210.933.6220	LIFE INSURANCE	\$138.00	\$0.00	\$0.00	\$138.00	\$0.00	\$138.00	100.00%
10.5.1400.2220.933.6220	MEDICAL INSURANCE	\$7,754.68	\$0.00	\$0.00	\$7,754.68	\$0.00	\$7,754.68	100.00%
10.5.1400.2230.933.6220	DENTAL INSURANCE	\$502.36	\$0.00	\$0.00	\$502.36	\$0.00	\$502.36	100.00%
10.5.1400.1100.934.6100	SALARIES, NON CERTIFIED STAFF	\$0.00	\$1,563.75	\$1,563.75	(\$1,563.75)	\$35,966.25	(\$37,530.00)	0.00%
10.5.1400.1100.934.6220	SALARIES, NON CERTIFIED STAFF	\$82,420.90	\$1,870.46	\$1,870.46	\$80,550.44	\$43,020.45	\$37,529.99	45.53%
10.5.1400.2120.934.6100	MUNICIPAL RETIREMENT	\$0.00	\$35.18	\$35.18	(\$35.18)	\$22.84	(\$58.02)	0.00%
10.5.1400.2120.934.6220	MUNICIPAL RETIREMENT	\$1,854.47	\$42.08	\$42.08	\$1,812.39	\$13.65	\$1,798.74	96.99%
10.5.1400.2130.934.6100	FICA	\$0.00	\$96.95	\$96.95	(\$96.95)	\$173.71	(\$270.66)	0.00%
10.5.1400.2130.934.6220	FICA	\$5,110.10	\$115.97	\$115.97	\$4,994.13	\$115.97	\$4,878.16	95.46%
10.5.1400.2140.934.6100	MEDICARE	\$0.00	\$22.67	\$22.67	(\$22.67)	\$40.62	(\$63.29)	0.00%
10.5.1400.2140.934.6220	MEDICARE	\$1,195.10	\$27.12	\$27.12	\$1,167.98	\$27.12	\$1,140.86	95.46%
10.5.1400.2210.934.6100	LIFE INSURANCE	\$0.00	\$0.00	\$0.00	\$0.00	\$1.61	(\$1.61)	0.00%
10.5.1400.2210.934.6220	LIFE INSURANCE	\$414.00	\$0.00	\$0.00	\$414.00	\$0.00	\$414.00	100.00%
10.5.1400.2220.934.6100	MEDICAL INSURANCE	\$0.00	\$0.00	\$0.00	\$0.00	\$1,156.06	(\$1,156.06)	0.00%
10.5.1400.2220.934.6220	MEDICAL INSURANCE	\$24,750.46	\$0.00	\$0.00	\$24,750.46	\$0.00	\$24,750.46	100.00%
10.5.1400.2230.934.6100	DENTAL INSURANCE	\$0.00	\$0.00	\$0.00	\$0.00	\$70.46	(\$70.46)	0.00%
10.5.1400.2230.934.6220	DENTAL INSURANCE	\$3,043.66	\$0.00	\$0.00	\$3,043.66	\$0.00	\$3,043.66	100.00%
10.5.1400.3399.934.1020	TRAVEL LOCAL MILEAGE	\$0.00	\$73.32	\$73.32	(\$73.32)	\$0.00	(\$73.32)	0.00%
10.5.1400.1100.935.6220	SALARIES, NON CERTIFIED STAFF	\$0.00	\$3,280.80	\$3,280.80	(\$3,280.80)	\$2,749.80	(\$6,030.60)	0.00%
10.5.1400.2120.935.6220	MUNICIPAL RETIREMENT	\$0.00	\$17.82	\$17.82	(\$17.82)	\$4.20	(\$22.02)	0.00%
10.5.1400.2130.935.6220	FICA	\$0.00	\$203.43	\$203.43	(\$203.43)	\$170.48	(\$373.91)	0.00%
10.5.1400.2140.935.6220	MEDICARE	\$0.00	\$47.59	\$47.59	(\$47.59)	\$39.86	(\$87.45)	0.00%
	FUND: EDUCATION - 10	\$32,896,200.84	\$948,101.44	\$948,101.44	\$31,948,099.40	\$20,463,912.44	\$11,484,186.96	34.91%
20.5.2540.3196.901.1020	CONTRACTUAL RELATED SERVICES	\$0.00	\$10,595.50	\$10,595.50	(\$10,595.50)	\$0.00	(\$10,595.50)	0.00%
20.5.2540.3230.901.1100	REPAIRS AND MAINTENANCE SERVIC	\$0.00	\$956.56	\$956.56	(\$956.56)	\$0.00	(\$956.56)	0.00%
	FUND: OPERATIONS & MAINTENANCE - 20	\$0.00	\$11,552.06	\$11,552.06	(\$11,552.06)	\$0.00	(\$11,552.06)	0.00%
	<b>Grand Total:</b>	\$32,896,200.84	\$959,653.50	\$959,653.50	\$31,936,547.34	\$20,463,912.44	\$11,472,634.90	34.88%

End of Report



**Dr. Brian Waterman, Superintendent**

Ph: 708-579-6451 E: BWaterman@LTHS.net

North Campus 100 S. Brainard Ave., LaGrange, IL 60525

South Campus 4900 S. Willow Springs Ave., Western Springs, IL 60558

## MEMORANDUM

**TO: BOARD OF EDUCATION**

**FROM: BRIAN WATERMAN, SUPERINTENDENT**

**DATE: AUGUST 19, 2024**

**RE: AUTHORIZATION TO APPOINT HEARING OFFICER FOR STUDENT DISCIPLINARY PROCEEDINGS**

---

Pursuant to the Illinois *School Code* and Board Policy, suspension reviews and expulsion hearings may be conducted before the Board of Education or a hearing officer appointed by the Board. 105 ILCS 5/10-22.6; Board Policy 7:200, *Suspension Procedures*; Board Policy 7:210, *Expulsion Procedures*. While the Board may decide to preside over a student disciplinary proceeding itself, it is the recommendation of the Board's legal counsel that the Board appoint a hearing officer to conduct suspension reviews and expulsion hearings.

In order for the District to be prepared to conduct, if necessary, suspension reviews and expulsion hearings during the 2024-2025 school year, the Board's legal counsel recommends the Board annually authorize the Superintendent to appoint a hearing officer for such disciplinary proceedings.

The attached letter from the Board's legal counsel, Jennifer Rosenberg of Hodges Loizzi Eisenhammer Rodick & Kohn, LLP, provides additional information regarding the appointment of a hearing officer for student disciplinary proceedings.

### Recommended Action

It is recommended that the Board move to authorize the Superintendent to appoint a hearing officer for student suspension reviews and expulsion hearings pursuant to the Illinois *School Code* and Board Policy (105 ILCS 5/10-22.6; Board Policy 7:200, *Suspension Procedures*; Board Policy 7:210, *Expulsion Procedures*).

1280757.1





## LYONS TOWNSHIP HIGH SCHOOL District 204

---

**Dr. Brian Waterman, Superintendent**

Ph: 708-579-6451 E: BWaterman@LTHS.net

North Campus 100 S. Brainard Ave., LaGrange, IL 60525

South Campus 4900 S. Willow Springs Ave., Western Springs, IL 60558





**LYONS TOWNSHIP HIGH SCHOOL  
District 204**

**Dr. Brian Waterman, Superintendent**

Ph: 708-579-6451 E: BWaterman@LTHS.net  
North Campus 100 S. Brainard Ave., LaGrange, IL 60525  
South Campus 4900 S. Willow Springs Ave., Western Springs, IL 60558

TO: District #204 Board of Education  
FROM: Dr. Brian Waterman, Superintendent  
DATE: August 17, 2024  
RE: Closed Session Minutes and Verbatim Recordings

The Illinois Open Meetings Act requires school boards to review all Closed Session minutes and verbatim recordings to determine if the need for confidentiality still exists. The Board of Education has made the finding that after reviewing these minutes and in accordance with section 2.06(d) of the Open Meetings Act that the need for confidentiality still exists for all of the Board's existing closed session minutes.

In addition, after review of the verbatim recordings of the Closed Sessions it is determined that the need for confidentiality of all of the Board's verbatim recordings still exists.

Pursuant to Section 2.06(c) of the Open Meetings Act, the Board authorizes the Board Clerk to destroy the following verbatim recordings as they were created at least 18 months prior to this meeting and the Board previously approved written minutes of the closed meetings where such verbatim recordings were created:

None

The verbatim recordings for the following dates are **NOT to be destroyed** as they are still being reviewed by the PAC, but the need for confidentiality still exists:

**List of Dates:**

April 18, 2022  
May 16, 2022  
June 21, 2022  
September 19, 2022  
October 17, 2022  
November 21, 2022  
December 5, 2022  
January 23, 2023  
February 6, 2023

Consistent with the requirements of the Open Meetings Act, I recommend the Board of Education approves the findings as designated above.

