



**Board of Education
Big Lake School District #727
Work Session**

Mission Statement

Our mission is to challenge, educate, & inspire all students to reach their highest level of achievement in academics, athletics, & the arts.

**Wednesday, June 11, 2025
will begin after the special board
meeting adjourns
Middle School Room 60
601 Minnesota Ave**

I. Call to Order

Chair, Tonya Reasoner

II. Roll Call

Chair, Tonya Reasoner

III. Year End Review

Principals

IV. Announce Closed Session for Superintendent Annual Evaluation after Work Session

Adjournment

Chair, Tonya Reasoner

V. Adjournment

Chair, Tonya Reasoner

2

Strategic Plan Focus Areas

Student Support

Staff Support

Family & Community Engagement

Big Lake Schools Year in Review 2024-2025

2

June 2025



biglakeschools.org

District Goals

3



biglakeschools.org

District Goals: Comprehensive Achievement and Civic Readiness

All children ready for school:

- **Goal:** The percentage of four year olds (K-eligible Fall 2025) who have attended Little Learners for over 20 weeks, who earn an achievement level of “Meets” the Widely Held Expectations or “Exceeds” the Widely Held Expectations in the **literacy domain** as measured by Teaching Strategies GOLD will reach 75% by Spring of 2025.
- **Results:** 93.3% of four year olds (K-eligible Fall 2025) who have attended Little Learners preschool for over 20 weeks, earned an achievement level of “Meets” the Widely Held Expectations or “Exceeds” the Widely Held Expectations in the literacy domain as measured by Teaching Strategies GOLD in Spring of 2025. **Goal met**

4



biglakeschools.org

District Goals: Comprehensive Achievement and Civic Readiness

All children ready for school:

- **Goal:** The percentage of children age 4 years olds (K-eligible Fall 2025) who have attended Little Learners preschool for over 20 weeks, who earn an achievement level of “Meets” the Widely Held Expectations or “Exceeds” the Widely Held Expectations in the **social emotional domain** as measured by Teaching Strategies GOLD will reach 75% proficient by Spring of 2025.
- **Results:** 89.9% of four year olds (K-eligible Fall 2025) who have attended Little Learners preschool for over 20 weeks, earned an achievement level of “Meets” the Widely Held Expectations or “Exceeds” the Widely Held Expectations in the social emotional domain as measured by Teaching Strategies GOLD in Spring of 2025. **Goal met**



District Goals: Comprehensive Achievement and Civic Readiness

All third graders can read at grade level: (legislative change to every grade level)

- **Goal:** MCA reading scores will increase at every assessed grade level from Spring 2024 to Spring 2025 with all scores at or above the state average and a minimum of 50% of students scoring proficient of each grade level.



District Goals: Comprehensive Achievement and Civic Readiness

All racial and economic achievement gaps between students are closed:

- **Goal:** By the end of 2024-2025, BLS will reduce the achievement gap on MCA reading, math, and science assessments for all student groups while increasing the score for all students. Note: Data will be disaggregated by race, gender, English Learners, and Free/Reduced.



biglakeschools.org

District Goals: Comprehensive Achievement and Civic Readiness

All students are ready for career and college:

- **Goal:** 90% of BLHS 9th and 10th grade students will complete a personalized learning plan for college and career readiness by Spring 2025.
- **Results:** 78.26% of 9th grade students and 48.66% of 10th grade students⁸ completed a personalized learning plan for college and career readiness by Spring of 2025. **Goal not met**



District Goals: Comprehensive Achievement and Civic Readiness

All students graduate from high school:

- **Goal:** Big Lake High School four-year adjusted cohort graduation rate will remain above 90% in 2024, with no student group below 85%.
- **Results: 2024 Graduation Data: Goal met**
 - All BLHS Students: 92.19%
 - Free & Reduced Lunch Population: 89.86%
 - Male students: 89.77%
 - Female Students: 94.22%
 - Hispanic/Latino Students: 93.33%
 - White Students: 92.52%

9



biglakeschools.org

District Goals: Comprehensive Achievement and Civic Readiness

All students are prepared for lifelong learning:

- **Goal:** No goal set (due to the timing of this requirement)
- **Qualitative Data Set:**
 - STEAM & STEM activities
 - 4C activities (Collaboration, Communication, Critical Thinking, Creativity)
 - EDP (Engineering Design Process)
 - UDL (Understanding by Design)
 - CCR (College & Career Readiness)
 - PLPs (Personal Learning Plans)
 - 3e (Exposure, Exploration, Experience)

10



biglakeschools.org

District Goals: Staff Support & Culture

Goal: Big Lake faculty and staff will show statistically significant improvement between pre- (October 2024) and post- (March 2025) survey metrics in the Team Clock online assessment of workplace culture.

Results: Investment, trust, innovation, and distancing were measured at each building through surveys. Data was shared and analyzed at each location.



biglakeschools.org

District Goals: Community & Family Engagement

Goal: Big Lake Schools will provide strategic, methodical, and transparent communication throughout the school year by use of aligned universal strategies to communicate with families.

12

Results: Big Lake Schools implemented aligned newsletters from each building as well as from the district.



biglakeschools.org

District Highlights:

- Curriculum:
 - Curriculum Cycle (MS ELA, Elementary ELA update, SEL Tier 1, Intervention)
- MTSS: Implementation of district-wide system
 - Infrastructure Supporting continuous Improvement
 - Family & Community Engagement
 - Multi-Layered Practices and Supports
 - Assessment
 - Data-Based Decision Making
- Website & Curriculum Guides



13

Little Learners

14

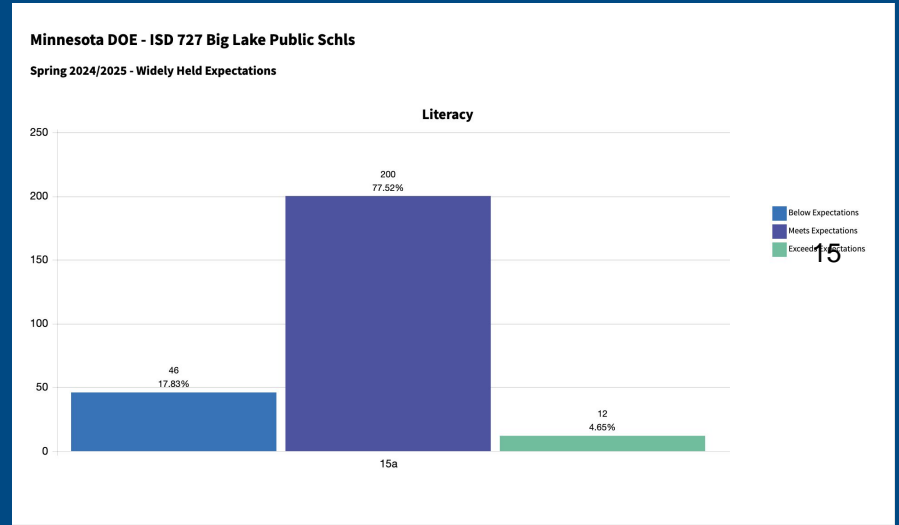


biglakeschools.org

Little Learners Preschool: Program Goal

By spring of 2025, the percentage of Little Learners students who meet or exceed in Phonological Awareness - Notices and Discriminates Rhyming” will increase from 78% to 81%.

–Goal Met at 82%



Little Learner Highlights

- 255 preschoolers
- Fall/Spring Field trips
- Readers Theater
- Portable Fish House
- Pumpkin Party



5 enormous dinosaurs



glak

Little Learner Highlights

- Friendsgiving Feast
- Valentine's day party
- Bear Hunt
- End of Year Celebration
- Conferences



17




Liberty Elementary

18



biglakeschools.org



Liberty: Building Goals

STUDENT ACHIEVEMENT GOAL	STAFF SUPPORT GOAL	FAMILY ENGAGEMENT GOAL								
<p>By Spring 2025, all Liberty Elementary students will improve on their district literacy assessment.</p> <p>K: FastBridge Letter Sounds - Last year: ended 60.7% to 63.7% (NOT MET - 57.8%/ 87.3% WORD SEGMENTING)</p> <p>1st: FastBridge CBM-Reading (Fluency) - Last year: ended 39.3% to 42.3% (MET)</p> <p>*2nd: FastBridge CBMR - Last year: ended 48% to 51% (MET - Q Comp Goal)</p>	<p>By March 7th, 2025, Liberty Elementary will increase its score in the Trust Quadrant on the Team Clock Culture Survey from their October 11th, 2024 results (*certified: 3.595; non-certified: 3.606).</p>	<p>Classroom teachers, specialists and SPED teachers will communicate with families via Seesaw at least once a week. Specialists will discuss how that rotation will work for their PLC.</p> <div data-bbox="1439 425 1671 726" style="border: 1px solid black; padding: 5px; margin: 10px auto; width: fit-content;"> <p style="text-align: center;">February 5th Specialist Scoop</p> <table border="1" style="width: 100%; border-collapse: collapse;"> <tr> <td style="background-color: #e91e63; color: white; padding: 5px;">PEW EC</td> <td style="background-color: #e91e63; color: white; padding: 5px;">Music</td> </tr> <tr> <td style="background-color: #e91e63; color: white; padding: 5px;"> Activities of the week: Volleyball Basketball Mission Impossible Long Jump Rope </td> <td style="background-color: #e91e63; color: white; padding: 5px;"> Kindergarten are playing instruments with music from around the world 1. All grades are singing music from around the world 2. 2nd graders are identifying line and space notes </td> </tr> <tr> <td style="background-color: #e91e63; color: white; padding: 5px;">STEAM</td> <td style="background-color: #e91e63; color: white; padding: 5px;">Art</td> </tr> <tr> <td style="background-color: #e91e63; color: white; padding: 5px;"> Fagerstrom's Classes: are practicing their cooking skills with Lego using the Lego table-topping program </td> <td style="background-color: #e91e63; color: white; padding: 5px;"> Penguins Love Color Fish 1. Norman Lightbulb Hottass 2. Snowy Flakes and Winter Wonderland Snowies </td> </tr> </table> </div>	PEW EC	Music	Activities of the week: Volleyball Basketball Mission Impossible Long Jump Rope	Kindergarten are playing instruments with music from around the world 1. All grades are singing music from around the world 2. 2nd graders are identifying line and space notes	STEAM	Art	Fagerstrom's Classes: are practicing their cooking skills with Lego using the Lego table-topping program	Penguins Love Color Fish 1. Norman Lightbulb Hottass 2. Snowy Flakes and Winter Wonderland Snowies
PEW EC	Music									
Activities of the week: Volleyball Basketball Mission Impossible Long Jump Rope	Kindergarten are playing instruments with music from around the world 1. All grades are singing music from around the world 2. 2nd graders are identifying line and space notes									
STEAM	Art									
Fagerstrom's Classes: are practicing their cooking skills with Lego using the Lego table-topping program	Penguins Love Color Fish 1. Norman Lightbulb Hottass 2. Snowy Flakes and Winter Wonderland Snowies									
<p>(MET) - In Spring 2025, 54% of 2nd grade students met the CBMreading goal.</p> 	<p>(MET) - Liberty Elementary increased its score in the Trust Quadrant on the Team Clock Culture Survey from 3.595 to 3.662.</p>	<p>(MET) - 100% of teachers communicate with families via Seesaw at least once a week. The specialist team developed the Specialist Scoop.</p>								

Liberty Highlights

STUDENT ACHIEVEMENT GOAL

- LETRS Yr 1 Staff Training
- Bi-Monthly Events & Author Visit in our updated library
- Increased MTSS - Tier 2 SEL & Literacy Supports (UFLI & Sonday/ Character Strong pilot)
- Added Daily PE
- Added STEAM Specialists (Month of Coding, Bee-Bots)
- Mystery Science Yr 1 Implementation
- PBIS Continued Efforts
 - Mini Grant Awarded
 - Little Hornet Heroes & News
 - Positive Principal Phone Calls
 - School-wide & Class-wide Buzzing Challenges
 - Class Goals: Buzz-tastic year!



biglakeschools.org

Liberty Highlights

STAFF SUPPORT GOAL

- Strengthened Social Squad
 - Book Club
 - Sunshine Support
 - Sweetest Pumpkin Pinch Pots
 - Hot Cocoa Mugs
 - Step Challenge
 - Underground Spirit Week
 - March Madness Candy Bars
 - In our Staff Appreciation Era
 - Staff Outing
- Started each Staff Meeting with You Rock Awards
- New End-of-Day Pick-Up System
- Staff Wellness Day
- Increased Voice from Grade-Level Teacher Leaders



21



Liberty Highlights

FAMILY/COMMUNITY ENGAGEMENT GOAL

- K 100th Day
- 1st Pumpkin Parade
- Winter Wonderland
- Extravaganza Day
- Fire Station Visit
- K & 1st Dental Visit
- Mystery Readers
- Rise & Read Events
- Field Trips
- 1,166 Visitor Badges
- Parent/Guardian Survey Results



biglakeschools.org

Liberty Highlights - Year-Ending Extravaganza Day!



23

Independence Elementary STEM ²⁴




biglakeschools.org

Indy: Building Goals

STEM	PBIS
Teachers will increase the use of STEM Collaboration Strategies and the use of the 4Cs and EDP language to 35%. Teachers will also increase the use of Effective Questioning Strategies to 20%.	<ol style="list-style-type: none"><li data-bbox="904 301 1862 385">1. We will increase to a school wide implementation of Smart Pass.<li data-bbox="904 397 1818 481">2. We will increase the use of Researched-Based Behavior Interventions.<li data-bbox="904 493 1818 577">3. We will implement a New Hornet Report to see monthly snapshots.
PARTIALLY MET	MET



Indy: Building Goals

STUDENT SUPPORT GOAL	STAFF SUPPORT GOAL	FAMILY ENGAGEMENT GOAL
<p>80% of students at every grade will be in the low risk category on Fastbridge Universal reading screeners. 95% of students who were at low risk in the fall of 2024 on reading screeners will remain at low risk in the spring of 2025.</p>	<p>We will increase the median score and lower the standard deviation from our pre to post Team Clock assessments for teachers for #35: Members of my team do not feel comfortable asking each other for help.</p>	<p>We will continue our communication goal from last year that includes:</p> <ul style="list-style-type: none"> -Monthly Newsletters sent via Constant Contact -Use of Seesaw as primary communication tool between staff and families -Teacher Pairs will prepare a communication plan for how frequently they plan to communicate with families and ensure families are notified ahead of time of special events or changes to the schedule
<p>DID NOT MEET</p> <p>Spring Fastbridge 58% low or no risk 88% of those remained at low or no risk</p> 	<p>DID NOT MEET</p> <p>Fall = 4.295 March = 4.143</p>	<p>MET</p> <p>16,801 Seesaw messages sent by teachers. 76,957 Family member visits to posts.</p>

Indy Highlights

- Received the national ITEEA STEM School of Excellence Award for the third year (4th STEM award)
- Recognized as a PBIS Sustaining Exemplar Recognition for the third year.
- Implemented our new curriculum: Mystery Science.
- Successfully completed Year 1 of Literacy Training.



27



biglakeschools.org

Literacy Wins

- 3rd Grade MCA scores had a good increase! Seeing the success of CKLA!
- Received so much positive Parent Feedback regarding literacy instruction and intervention:
 - *“Throughout the year we have seen her read more fluently, read more words per minute. She initiates reading books before bed. She is proud of the progress she has made throughout the year.”* –4th Grade Parent
 - *“I am beyond grateful for the wonderful teachers at Independence schools for being proactive and supportive of kids who need extra help and encouragement to thrive...She became more confident, comfortable with reading out loud, faster at reading and engaging in conversations with her peers and grown ups.”* –3rd Grade Parent
 - *“Throughout this year her development has shocked us all, including herself. She is so much more confident and even enjoys reading now. Reading the short stories that were sent home as a study tool used to fill her with anxiety, frustration and self doubt but now she reads them with so much ease that her expressive reading has*

28



Literacy Wins

- 3rd Grade MCA scores had a good increase! Seeing the success of CKLA!
 - Received so much positive Parent Feedback regarding literacy instruction and intervention:
 - *become one of my favorite skills she has ever developed. I could listen to her read for hours. Apart from reading for school, she naturally sees words in her day to day activities as something to read, versus something she used to ignore. For example, she spontaneously reads road signs when we are traveling, can now read labels and cooking directions for food prep, and her father and I can no longer spell out words we don't want to say in front of her because she can put the letters together and form the word all on her own! On another level she can communicate with family and friends via text messaging and has the ability to read incoming messages and form properly spelt and grammatically correct responses without the use of autocorrect/voice to text. She is a completely different child from the beginning of the school year to now."*
- 3rd Grade Parent



Big Lake Middle School

30



biglakeschools.org

Middle School: Building Goals

Student Achievement	Staff Support	Family Engagement
<ul style="list-style-type: none"> - Increase MCA proficiency at every grade scoring above the state average with a minimum overall of 50% proficient. - Using the Fastbridge aReading screener, 80% of students in each grade will score at or above having low risk. - 95% of students who demonstrated low risk in the fall will remain at low risk in the spring. 	<ul style="list-style-type: none"> -Certified staff will show improvement in the area of Innovation using the Team Clock survey as a metric using a median score of 3.382 as a baseline. 	<ul style="list-style-type: none"> -BLMS certified staff will provide strategic and transparent communication to communicate with our families through, 7.5 hour communication logs, a monthly newsletter, student generated performance emails, and office generated eligibility / academic performance emails. <p style="text-align: right;">31</p>
<p>Did Not Meet</p> <ul style="list-style-type: none"> -MCA = TBD - Fastbridge = 68% - Fall 95% low risk = 90% 	<p>Met</p> <ul style="list-style-type: none"> -Median score = 3.3 to 3.8 	<p>Met</p> <ul style="list-style-type: none"> -All teachers met or exceeded communication log requirements. -Emails and newsletters delivered as intended



Middle School Highlights

- Staff Sunshine for Wellbeing/Retention
- Blue/Gold PBIS school challenges
The “ROCK”
- Winter Dance 250+ attended
- Activity Nights 250+ attended
- ELA/SPEd Teachers Completed OL&LA
Training
- Adopted ELA Curriculum (Amplify)
- GLOW Day-6th grade math and science
- Schoolwide Service Learning Projects
- Field Trips 6-8
- Constant Contact Newsletter
- Weekly Therapy Dogs
- Student Planned Send Off for 8th Grade
- What’s Buzz’n Broadcasting

32



Middle School Highlights

- One of three middle schools statewide to receive distinguished recognition for PLTW
- 10 State History Day qualifiers
- Mr. Schrupp's Service Learning advisory project raised \$2452 beating their goal
- PBIS Exemplar School recognition



Big Lake High School

34



biglakeschools.org

High School: Building Goals

Student Achievement Goals

Goal 1: BLHS' graduation rate will increase from 92.7% in June of 2023 to 94% or higher by June 2024.

Goal 2: By May 2025 94% of 9th, 10th, and 11th graders at BLHS will complete a Personalized Learning Plan.

Goal 1: Graduation

92.2% of students graduated from BLHS in 2024 - four year cohort.

DID NOT MEET

Goal 2: PLPs

9th: 78.26% (online: 27.78% in person: 84.14%)
10th: 48.66% (online: 42.24% in person: 54.14%)
11th: 75.71% (online: 44.70% in person: 81.05%)

* 10th grade: new changes to MCIS categories of Collected Data 2023-2024 to 2024 to 2025

DID NOT MEET



biglakeschools.org

Student Achievement Goal

Goal 3: MCA reading scores will increase at every grade level from Spring 2024 to Spring 2025 with all scores at or above the state average and a minimum of 50% of students scoring proficient of each grade level. 80% of students at every grade will be in the low risk category on Fastbridge Universal reading screeners. 95% of students who were at low risk in the fall of 2024 on reading screeners will remain at low risk in the spring of 2025.

Goal 3: Student Academic Achievement **PARTIALLY MET**

State MCA data currently embargoed until
August 2025

MCA Reading
MCA Math

Fastbridge aReading:

63% of 9th grade Students Low Risk³⁶
56% of 10th Grade students Low Risk

Fastbridge aMath:

59% of 9th grade Students Low Risk
59% of 10th Grade students Low Risk

Fastbridge Universal Reading Screener:

80% of Students who were Low Risk
Remained Low Risk

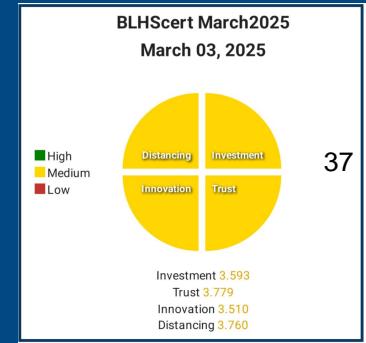
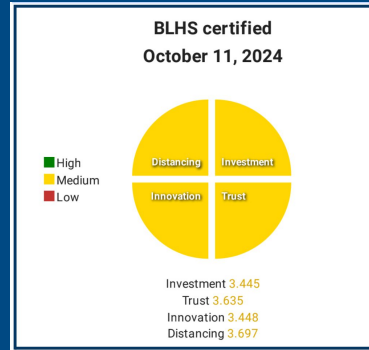


biglakeschools.org

Staff Support Goal

Goal 1: BLHS will increase the mean and lower the standard deviation on pre/post-survey results in the areas of distancing, innovation, investment, and trust from Team Clock material.

Goal 1: **MET**
Investment: +4.2%
Trust: +3.8
Innovation: +1.8%
Distancing: +1.7%



Team Clock:

BLHS will raise the mean and lower the standard deviation on pre/post survey results in the areas of Investment, Trust, Innovation, and Distancing from TeamClock material.

Family Engagement Goal

Goal 1: All certified staff will make meaningful connections (such as email, phone calls, upcoming curriculum notices, etc.) with 100% of the families on their class roster during each trimester of the school year and document on their communication logs.

Goal 1: 87% **PARTIALLY MET**

Goal 2: BLHS teachers will increase communication to families from 5,198 contacts in May 2024 to at least 6,237 (20%) contacts by May 2025.

Goal 2: 28,813 **MET**

Documented points of contact



biglakeschools.org

High School Highlights

- 9th grade only day
(Freshman First Day)
- Career Fair- 100+
- Advisory-Character Strong
- Evening of Fine Arts
- Kate Gladdin - Mental Health
- Curricular Work:
 - Math Department 6-12
- New Curriculum:
Science-Spanish

- Educator Hive
- Therapy Dog in the HS
- Minnco Partnership-Money Matters
- Increased Online Students
- Night School
- Blood Drives with American Red Cross³⁹
- You Matter Day
- MN Counselor of the Year
- Graduation
- Girls Flag Football-Big Lake Hornets
- Robotics
- Art Department-Competitions

Thank you!

40

Big Lake Schools Administration Team

June 2025



biglakeschools.org

Big Lake Schools Data Analysis

Spring Data 2025


Attendance, Academics, and Graduation Data

Data Dig Process

- Predict
- Observe
- Wonder
- Plan/Act

Data Dig Process

1. What do you **PREDICT** you will see in the data?
2. Looking at the data, what are your **surface-level observations** (*for example: 206 sophomores took the Fastbridge aMath Test; of those 206, 74 students met or exceeded benchmarks, etc., etc.*).
3. After looking at the data, what are some of your **wonderings**?
4. Of your observations and wonderings, **which warrant a plan with action steps**?

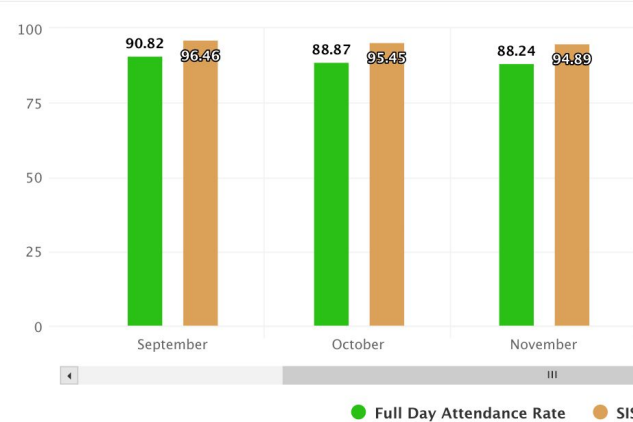


Attendance Data 44

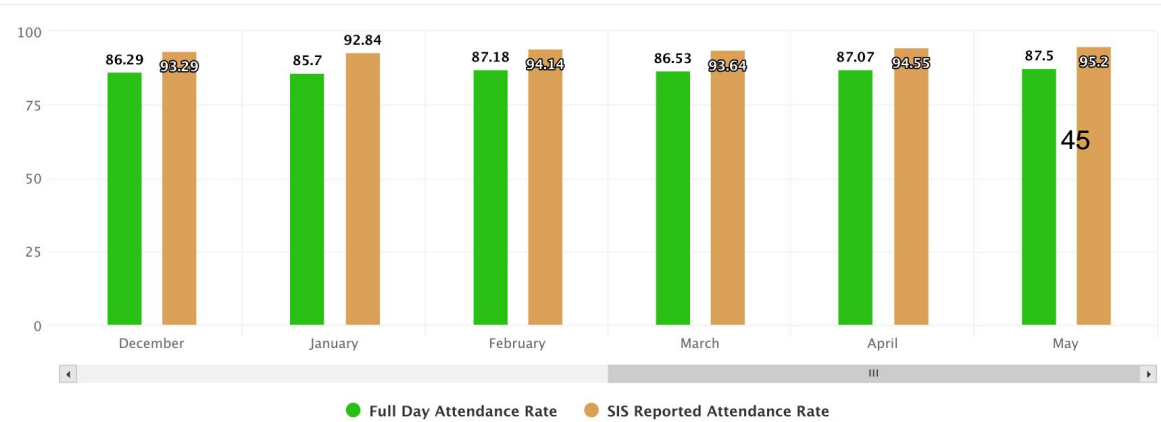
District monthly and weekly attendance rates.

Monthly Attendance 2024-2025

Monthly Attendance Rates

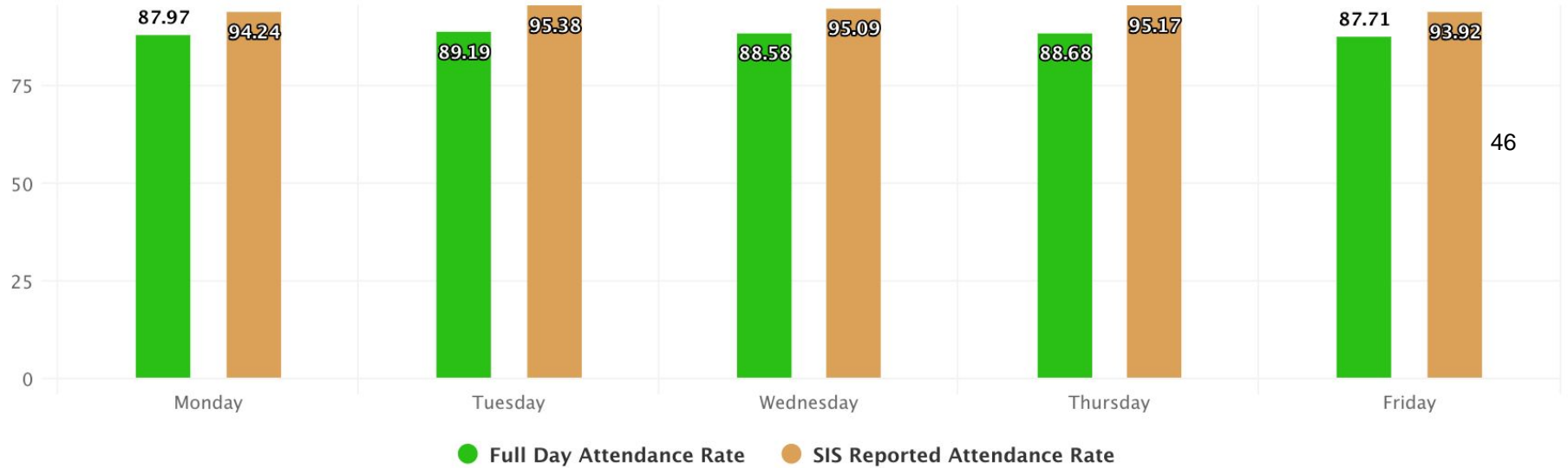


Monthly Attendance Rates



Weekly Attendance 2024-2025

Weekly Attendance Rate



Academic Assessment Data

Fastridge Reading:

- early Reading: K-1
- aReading: 2-10

Fastbridge Math:

- early Math: K-1
- aMath: 2-10

FastBridge Benchmarks

Benchmarks are test-specific scores that indicate the student's risk of performing below a future (usually end of year) performance target. FAST defines two (or three) benchmark cut scores for each assessment in each season and grade, resulting in three (or four) levels of risk. The FAST default Benchmark settings are based on the national norms and correspond to the following percentile ranges.

High-Risk: Below the 15th percentile !!

Some-Risk: 15th – 39th percentile !

Low-Risk: 40th – 99th percentile

For aReading, aMath, and CBMreading the low risk range is divided into two levels:

Low-Risk: 40th – 70th percentile

Advanced: 71st – 99th percentile

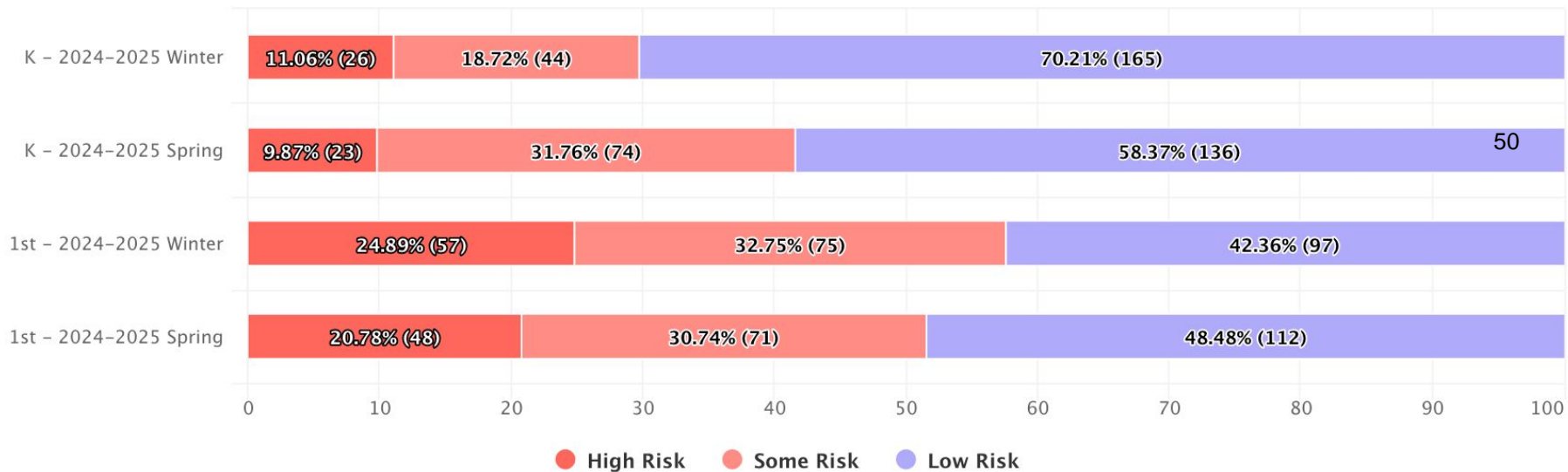


Literacy Data

Reading data from Fastbridge assessments
and MCAs.

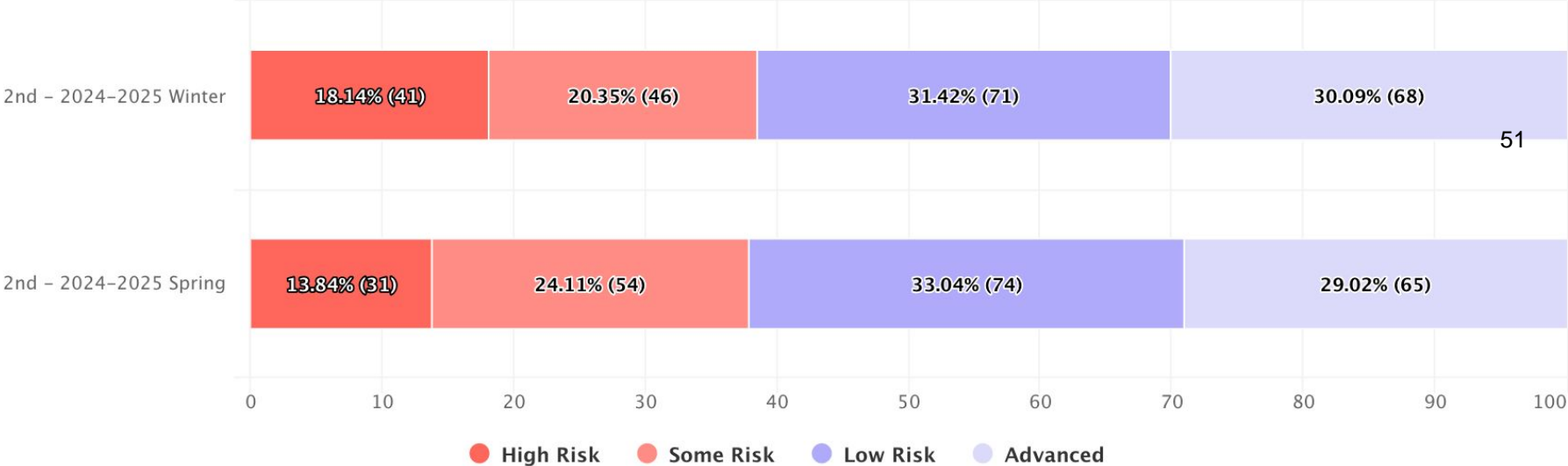
earlyReading Winter to Spring Liberty

earlyReading



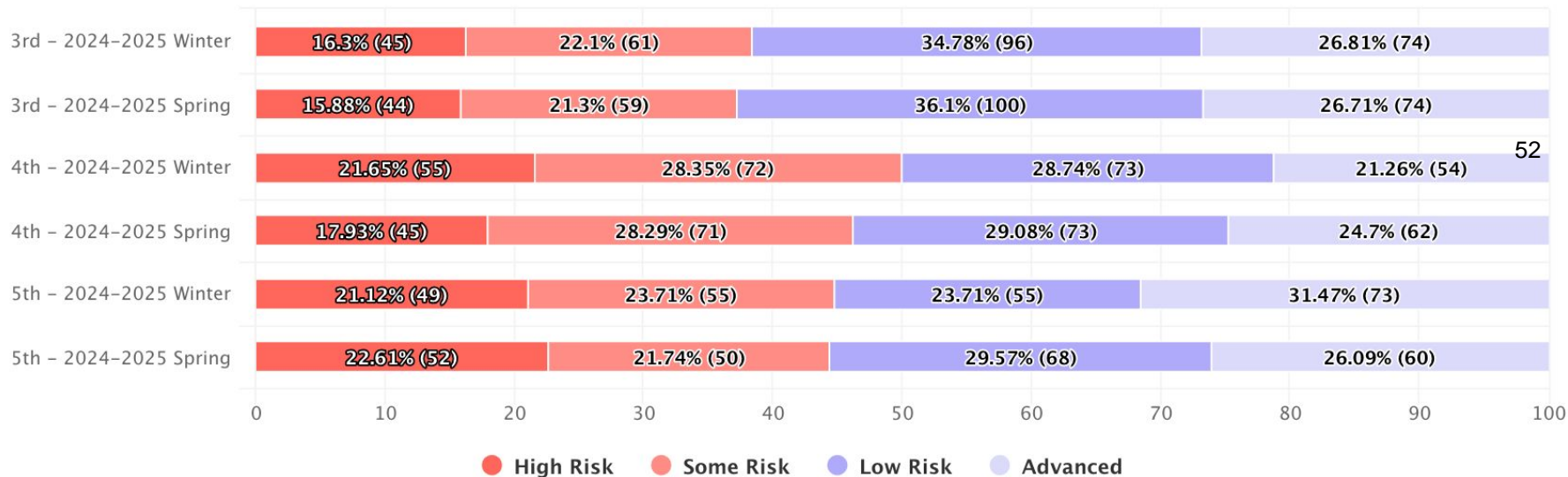
aReading Winter to Spring Liberty

aReading Liberty



aReading Winter to Spring Indy

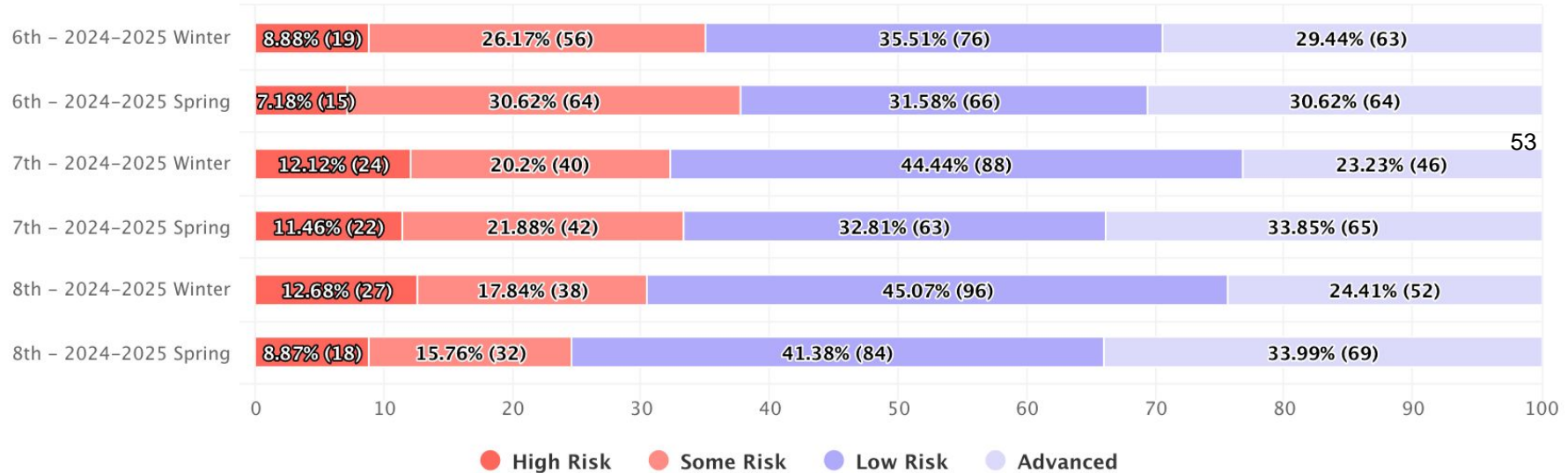
aReading Indy



52

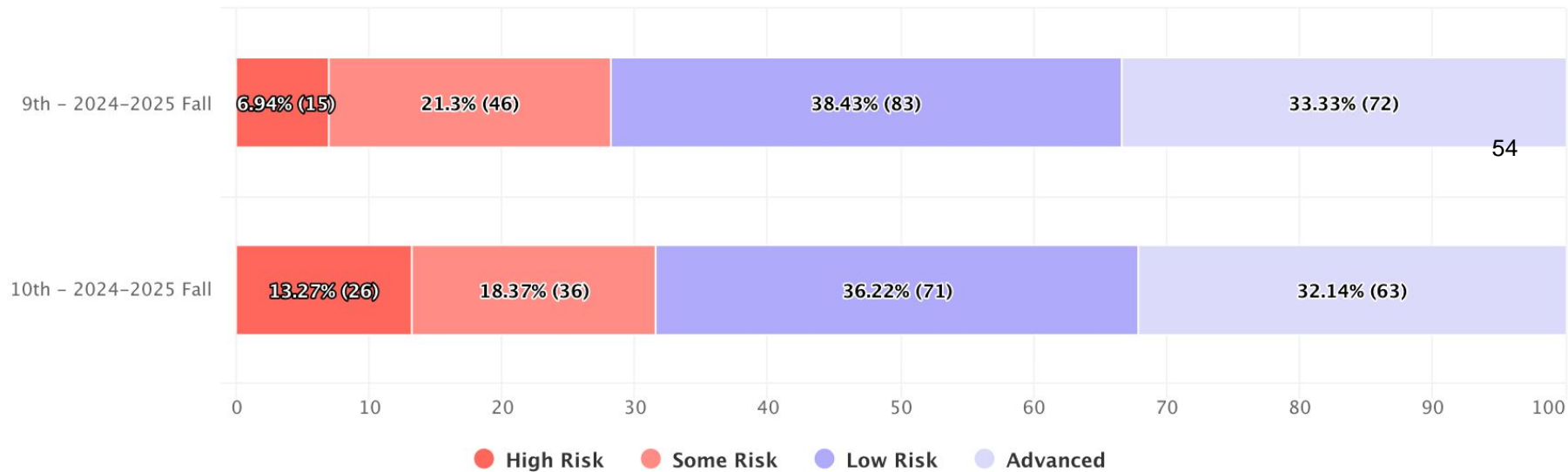
aReading Winter to Spring MS

aReading BLMS



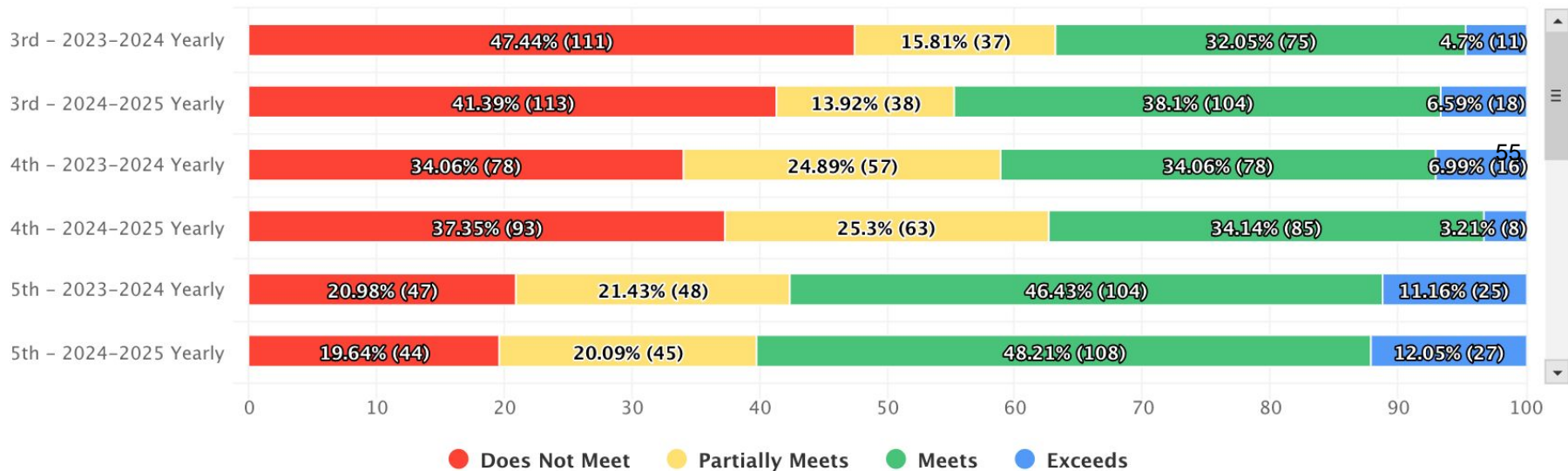
aReading HS

aReading BLHS



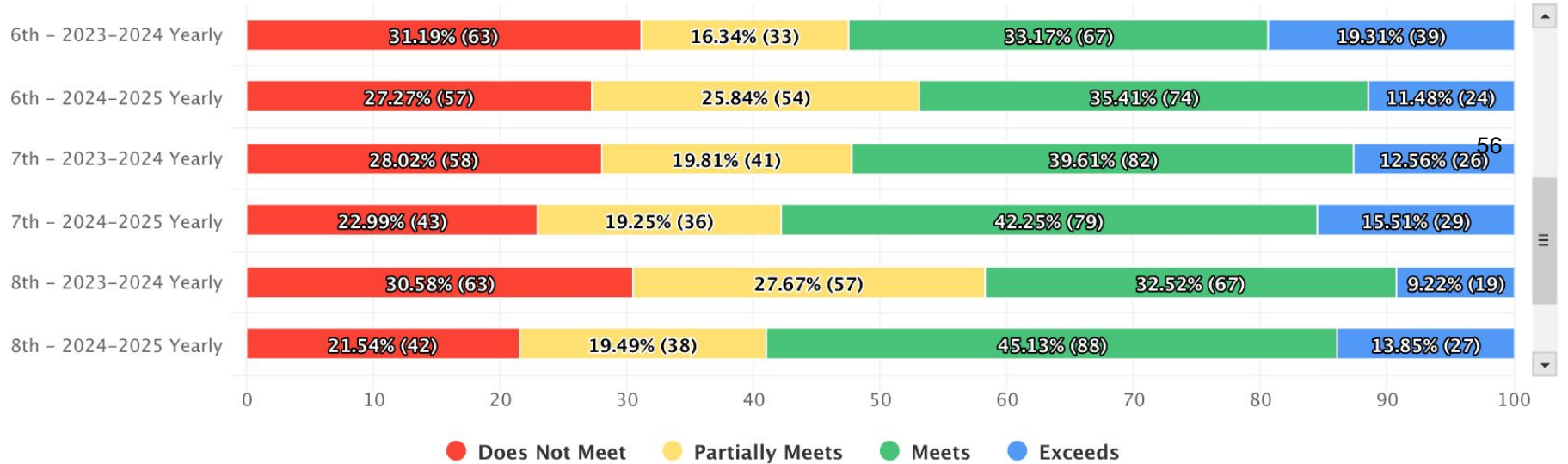
MCA Reading Grades 3-5

MCA 2024

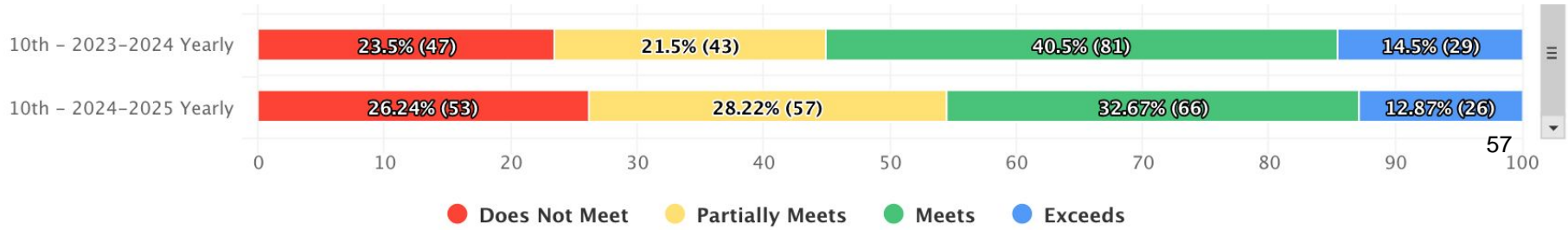


MCA Reading Grades 6-8

MCA 2024



MCA Reading Grade 10



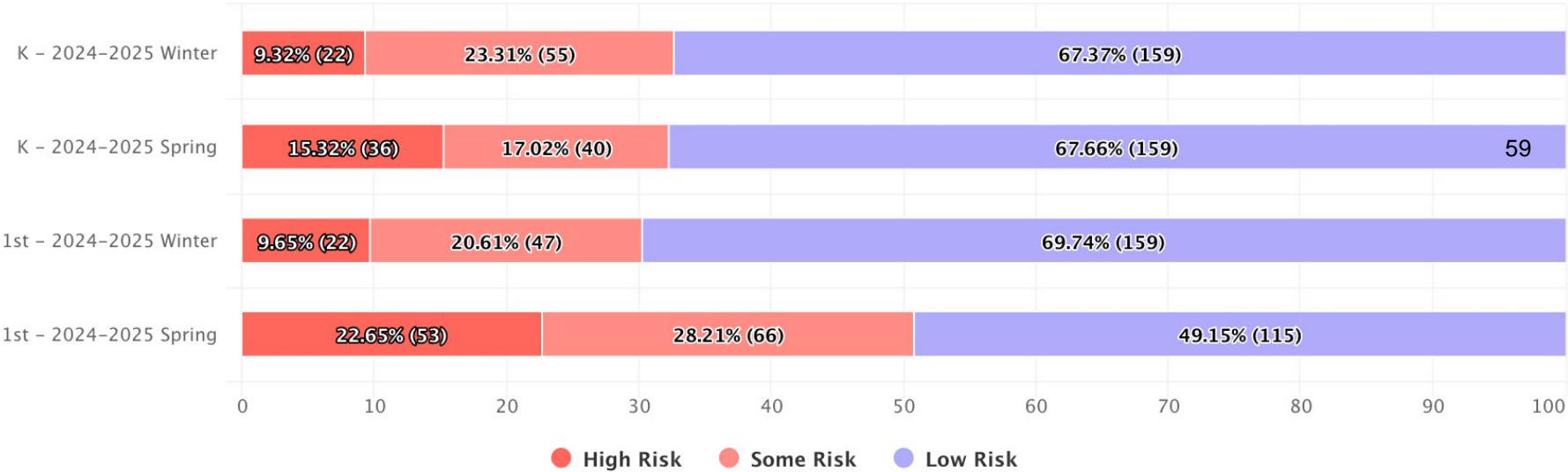


Math Data

Math data from Fastbridge assessments
and MCAs.

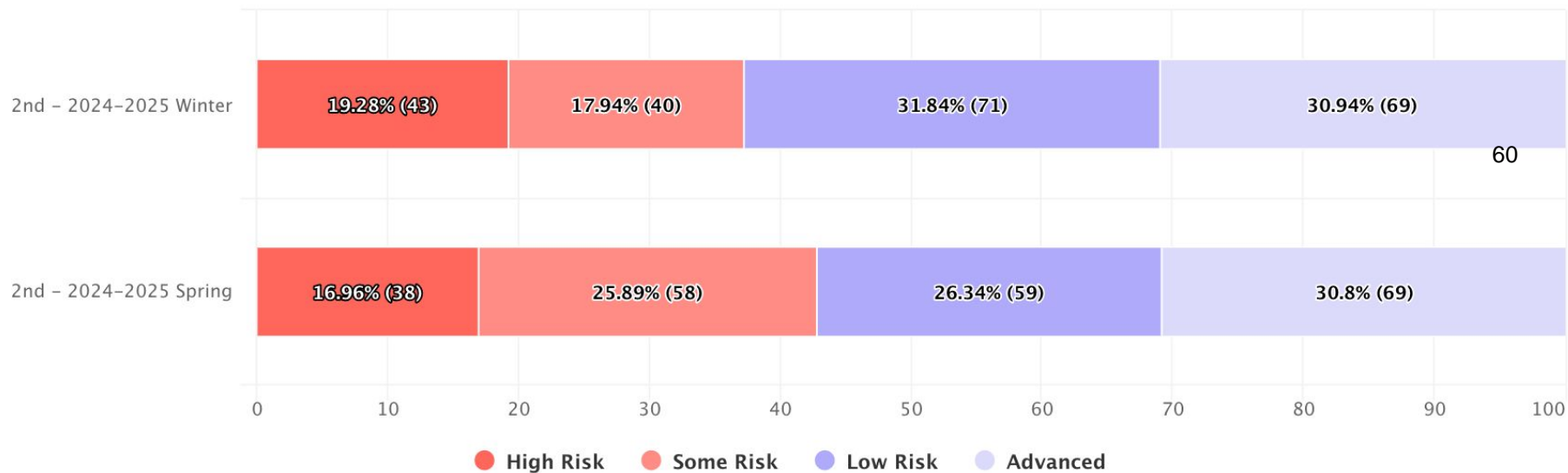
earlyMath Winter to Spring Liberty

earlyMath



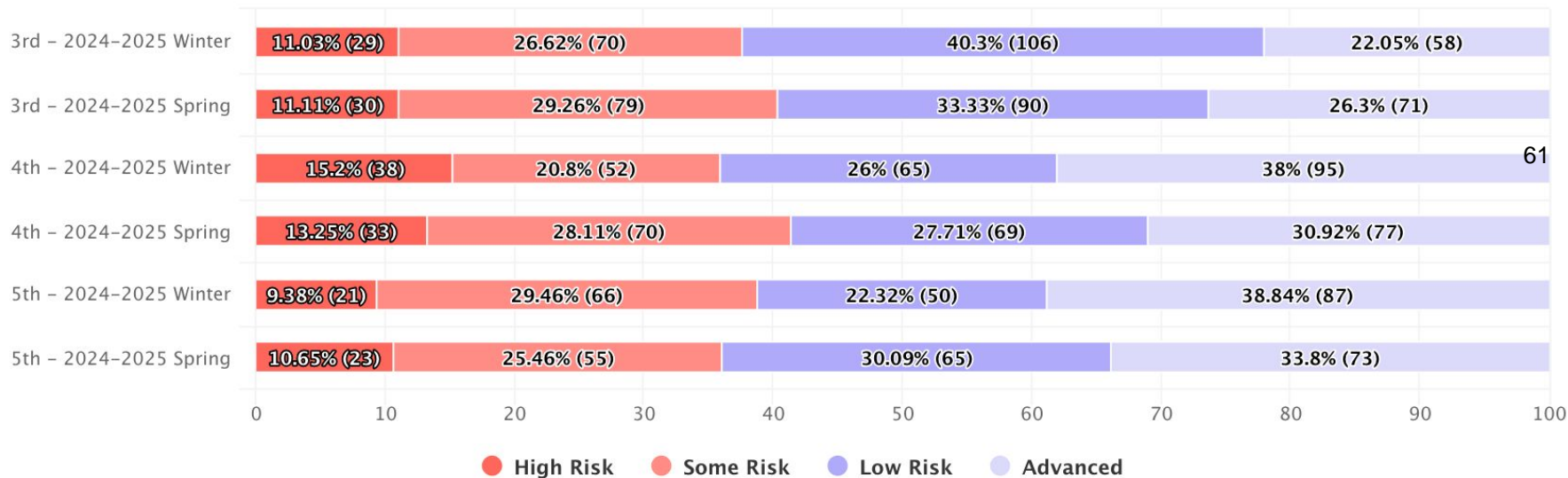
aMath Winter to Spring Liberty

aMath Liberty



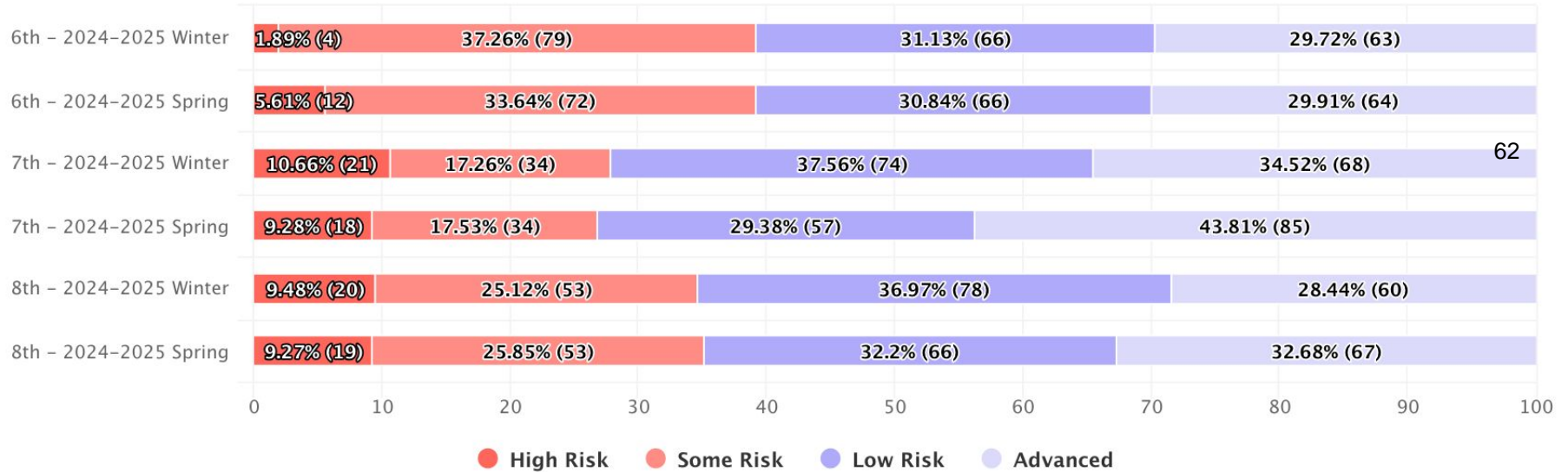
aMath Winter to Spring Indy

aMath Indy



aMath Winter to Spring MS

aMath BLMS



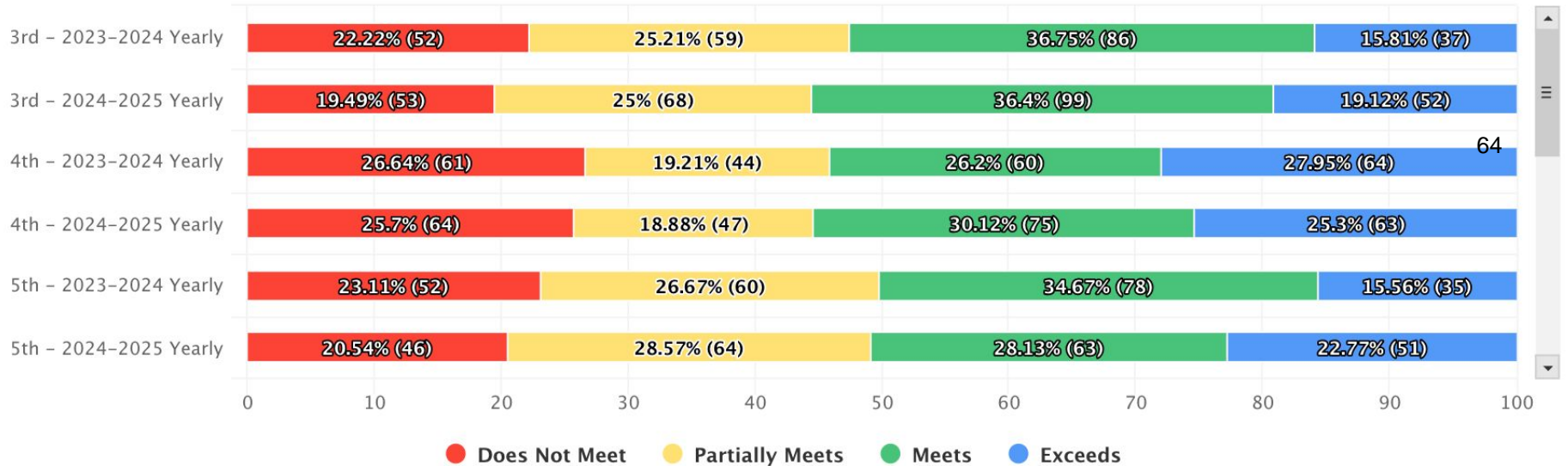
aMath HS

aMath BLHS



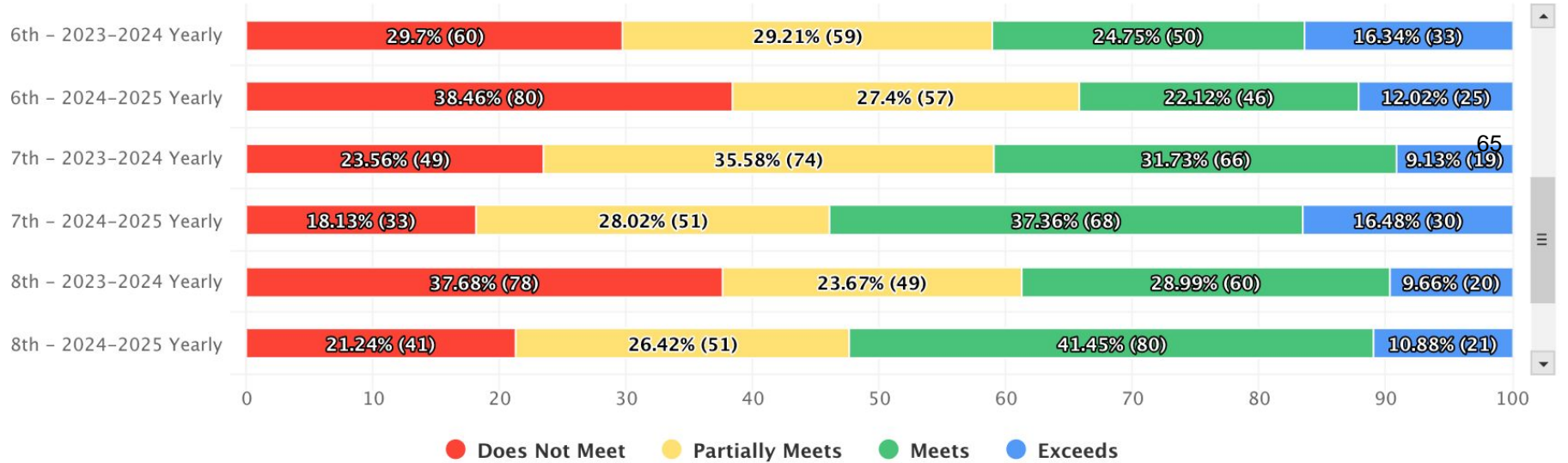
MCA Math Grades 3-5

MCA Math 2024

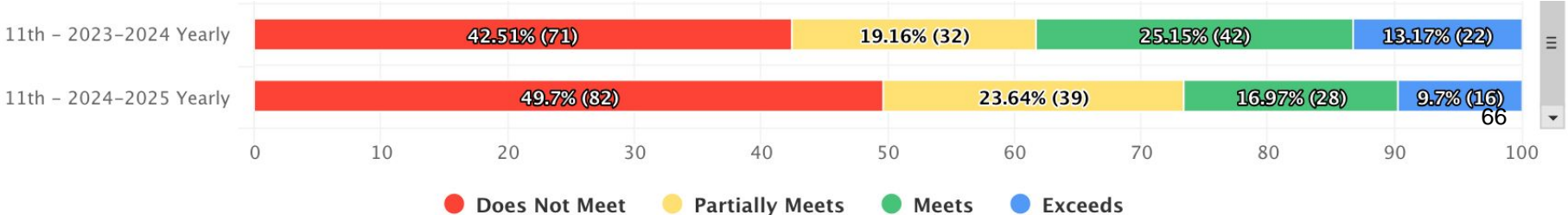


MCA Math Grades 6-8

MCA Math 2024



MCA Math Grade 11





SEL Data


SEL (SAEBRS) data from Fastbridge assessments.

Liberty SAEBRS (Student) Winter to Spring

mySAEBRS



2nd - 2024-2025 Winter

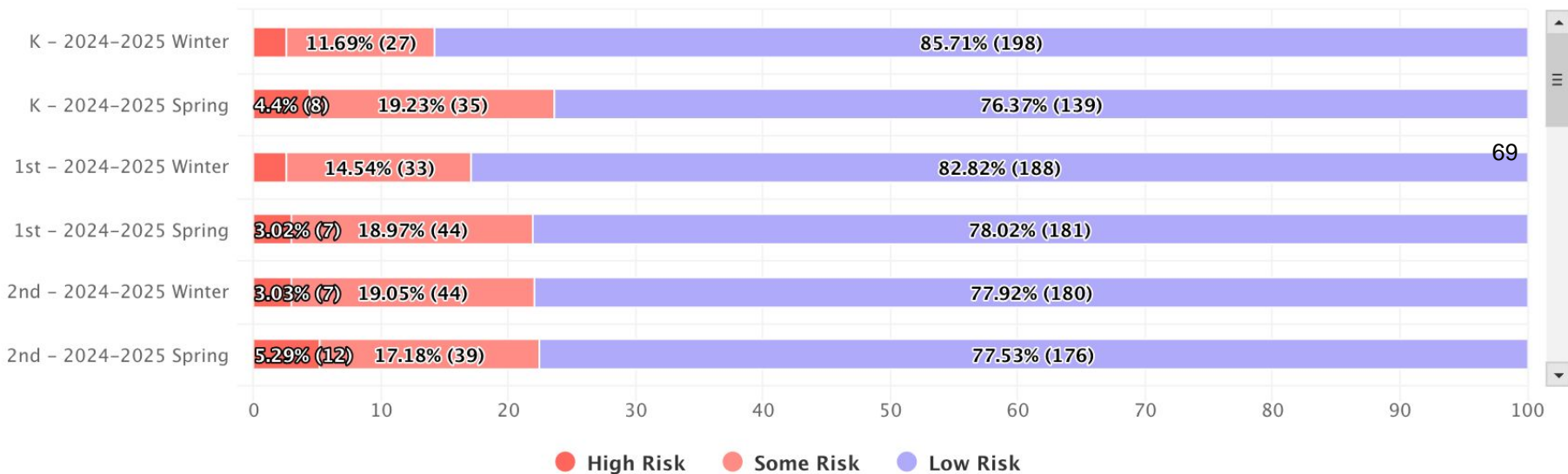


0 10 20 30 40 50 60 70 80 90 100

● High Risk ● Some Risk ● Low Risk

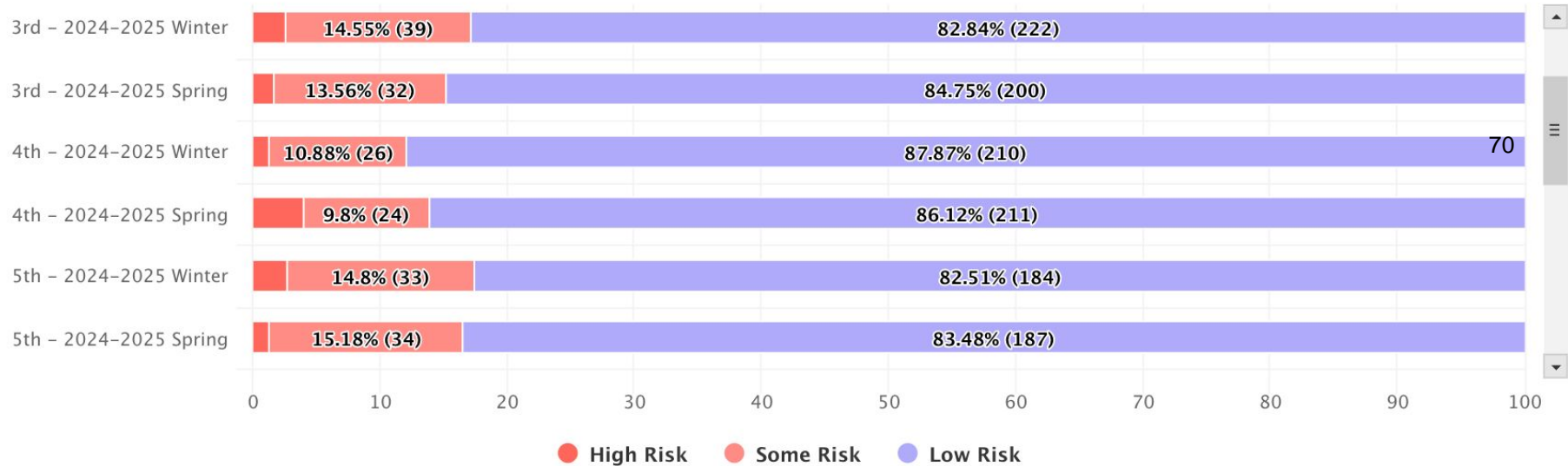
Liberty SAEBRS (Teacher) Winter to Spring

SAEBRS (Teacher)



Indy SAEBRS (Student) Winter to Spring

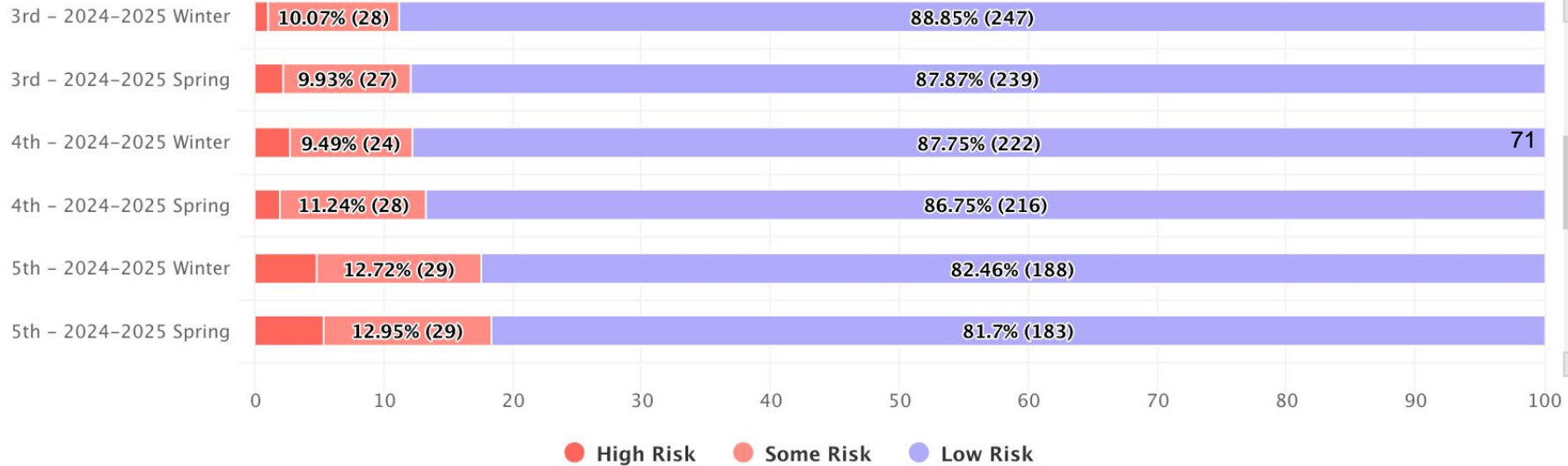
mySAEBRS



70

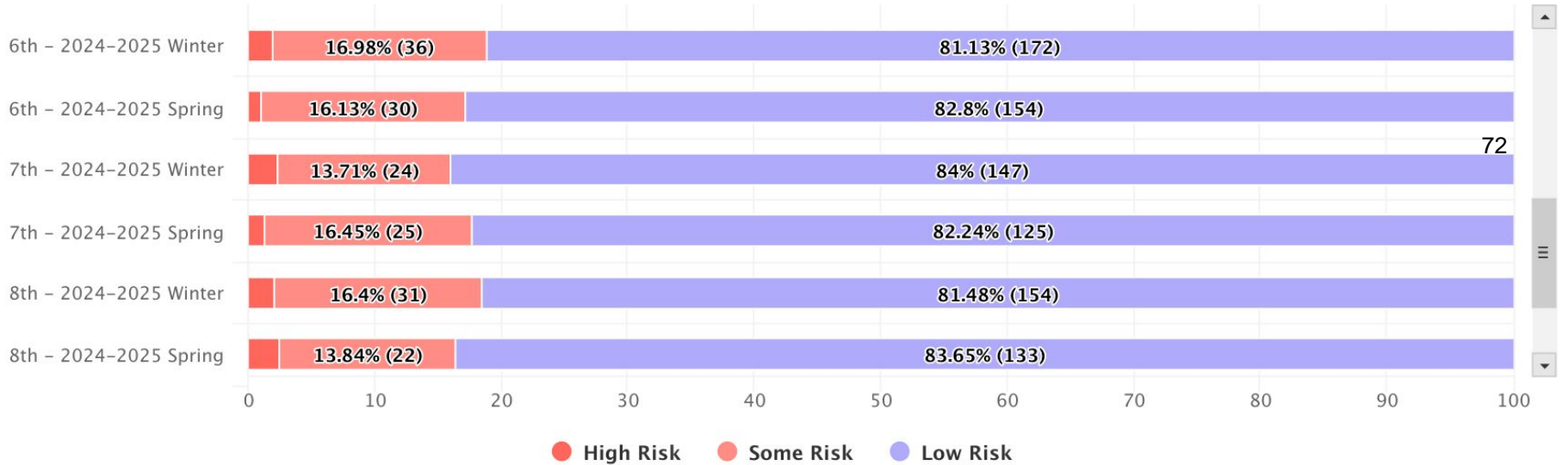
Indy SAEBRS (Teacher) Winter to Spring

SAEBRS (Teacher)



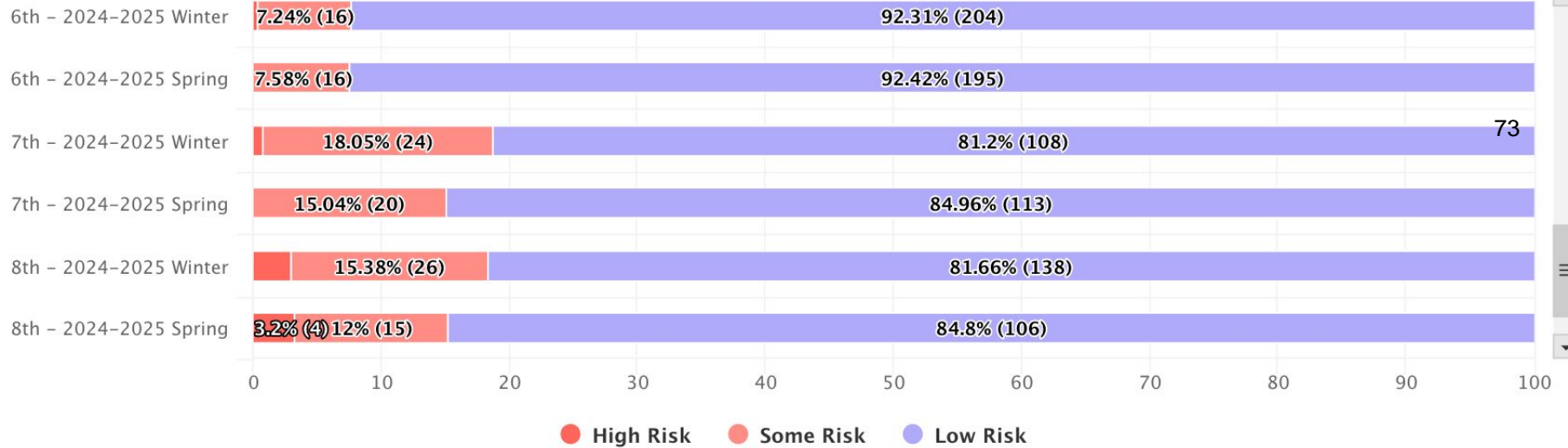
MS SAEBRS (Student) Winter to Spring

mySAEBRS



MS SAEBRS (Teacher) Winter to Spring

SAEBRS (Teacher)



HS SAEBRS (Student) Winter to Spring





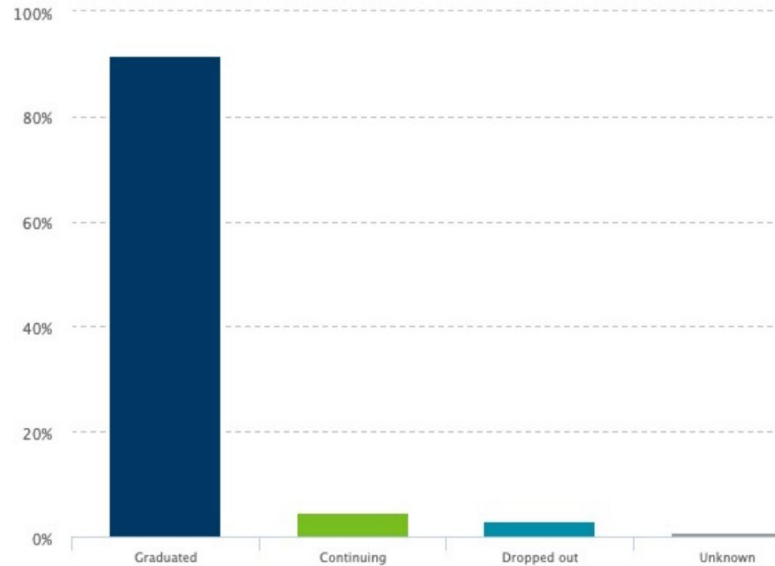
Graduation Data 75

MDE Official Graduation Data 2024

4 year Graduation 2024

4-Year Graduation Rate

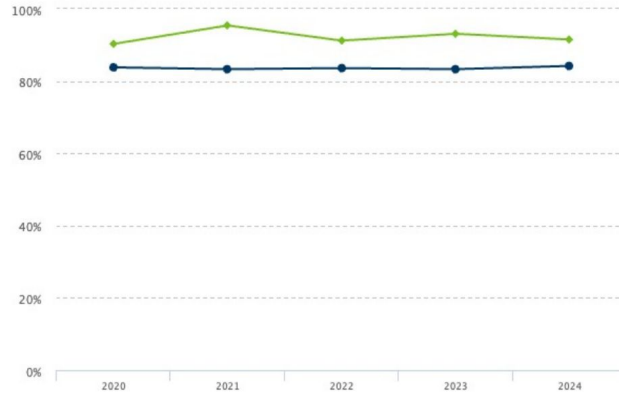
Students in the class of 2024 graduating in 2024 or earlier.



Organization	Graduated	Continuing	Dropped out	Unknown
Big Lake Public School District	91.5%	4.7%	3.0%	0.9%
	214	11	7	2

4 year Graduation Trend 2024

Graduation Rate Trend

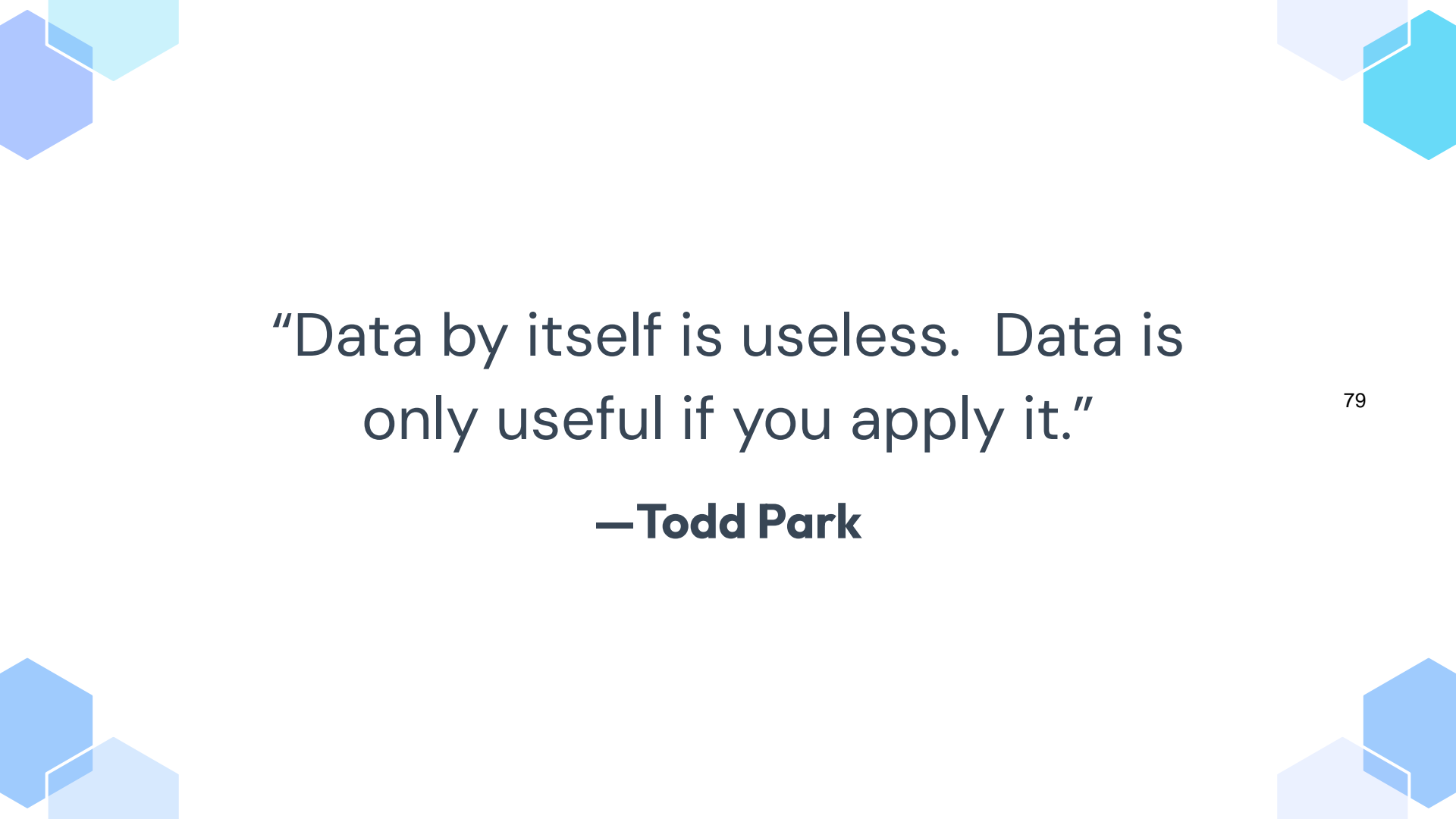


Organization	Year	Graduated count	Graduated %
Statewide	2020	56,684	83.8%
Statewide	2021	57,137	83.3%
Statewide	2022	58,586	83.6%
Statewide	2023	58,293	83.3%
Statewide	2024	59,720	84.2%
Big Lake Public School District	2020	177	90.3%
Big Lake Public School District	2021	207	95.4%
Big Lake Public School District	2022	186	91.2%
Big Lake Public School District	2023	228	93.1%
Big Lake Public School District	2024	214	91.5%



Data

Data is an integral component of a successful MTSS System. Our district, school, and PLC teams review data throughout the school year.

The slide features decorative hexagonal shapes in the corners. The top-left and bottom-left corners have overlapping light blue and medium blue hexagons. The top-right and bottom-right corners have overlapping light blue and medium blue hexagons. The main text is centered on a white background.

“Data by itself is useless. Data is
only useful if you apply it.”

—**Todd Park**



Thank you!

80

Minda Anderson
Assistant Superintendent
m.anderson@biglakeschools.org