



Board of Education
Big Lake School District #727
Regular Meeting

Mission Statement

Our mission is to challenge, educate, & inspire all students to reach their highest level of achievement in academics, athletics, & the arts.

Thursday, December 15, 2022
6:30 PM
Middle School Student Center
601 Minnesota Ave
Big Lake, MN 55309

I. Call to Order
Chair, Tonya Reasoner
II. Roll Call
Chair, Tonya Reasoner
III. Approve Agenda
Chair, Tonya Reasoner
IV. Pledge of Allegiance
Chair, Tonya Reasoner
V. Retirement Recognition
Chair, Tonya Reasoner
Dan Nygaard will be recognized for his 15 years of service to the district. Bruce Ganfield will be recognized for his 13 years of service to the district.
VI. Open Forum 3
Chair, Tonya Reasoner
VII. Consent Agenda
Chair, Tonya Reasoner
A. Previous Minutes
Minutes from the November 17, 2022 Regular Board Meeting
B. Claims and Accounts 4
Claims and Accounts for the month of December
C. Credit Card Report 24
D. Personnel 31
E. Final Reading and Approval of Policies 32
438 Solicitations by Staff; 531 Pledge of Allegiance; 603 Curriculum Development; 604 Instructional Curriculum
VIII. Donations 41
Chair, Tonya Reasoner
IX. Financial Report 42
Director of Business Services, Angie Manuel
November report will be presented.
X. Approve Pay 2023 Property Tax Levy Certification (C. Strong Financial Foundation) 53
Director of Business Services, Angie Manuel
XI. World's Best Workforce Report 92
Assistant Superintendent of Teaching and Learning, Minda Anderson
XII. Hockey Cooperative Sponsorship Update 120
Superintendent, Tim Truebenbach
Re-apply to play at Class A level instead of Class AA
XIII. Establish Combined Polling Places Resolution (F. Expand and Strengthen Public Support) 122
Chair, Tonya Reasoner
XIV. Superintendent Report

Superintendent, Tim Truebenbach
XV. Adjournment
Chair, Tonya Reasoner

Strategic Plan Focus Areas

Student Support

Staff Support

Family & Community Engagement



OPEN FORUM

An open forum is scheduled during the beginning of each regular School Board meeting to allow district residents the opportunity to address the Board.

If you would like to address the Board, please fill out a slip with your name and address, and provide to the Chair prior to the meeting start time.

The guidelines for open forum are as follows:

3

1. Speakers must state their name
2. Each speaker will be provided three minutes
3. No action can be taken unless the matter addressed is formally on the agenda
4. Speaker will not make negative comments regarding any employee of the District
5. The Board Chair can end the Open Forum at any time
6. Please note that data privacy laws do not allow for any matters concerning individual employees or students to be discussed

Big Lake Public Schools, ISD #727

Payment Reg by Check-No Voids

Payment Date Range: 07/01/2022 - 12/09/2022

Bank	Check No	Ty	Grp	Code	Vendor	Pay/Void Date	Amount	Voucher #	Account Code	Description	
001	102546	CH	1	04472	CARING RIVERS UNITED WAY	11/18/2022	\$40.00	150863	B 01 215 045	United Way	
001	102546	CH	1	04472	CARING RIVERS UNITED WAY	11/18/2022	\$14.00	150863	B 12 215 045	United Way	
Check Total:							\$54.00				
001	102547	CH	1	04234	MN CHILD SUPPORT PYMT CENTER	11/18/2022	\$247.50	150854	B 01 215 081	Child Support	
001	102547	CH	1	04234	MN CHILD SUPPORT PYMT CENTER	11/18/2022	\$422.40	150854	B 12 215 081	Child Support	
Check Total:							\$669.90				
001	102548	CH	1	12504	MN PEIP	11/18/2022	\$222,782.02	150867	B 01 215 030	DECEMBER 2022 HEALTH	
001	102548	CH	1	12504	MN PEIP	11/18/2022	\$19,012.43	150867	B 04 215 030	DECEMBER 2022 HEALTH	
001	102548	CH	1	12504	MN PEIP	11/18/2022	\$5,529.18	150867	B 05 215 030	DECEMBER 2022 HEALTH	
001	102548	CH	1	12504	MN PEIP	11/18/2022	\$2,422.28	150867	B 11 215 030	DECEMBER 2022 HEALTH	
001	102548	CH	1	12504	MN PEIP	11/18/2022	\$145,960.72	150867	B 12 215 030	DECEMBER 2022 HEALTH	
001	102548	CH	1	12504	MN PEIP	11/18/2022	\$1,958.62	150867	B 01 215 051	DECEMBER 2022 HEALTH	
001	102548	CH	1	12504	MN PEIP	11/18/2022	\$3,140.80	150867	B 04 215 051	DECEMBER 2022 HEALTH	
001	102548	CH	1	12504	MN PEIP	11/18/2022	\$571.56	150867	B 05 215 051	DECEMBER 2022 HEALTH	
001	102548	CH	1	12504	MN PEIP	11/18/2022	\$253.44	150867	B 11 215 051	DECEMBER 2022 HEALTH	
001	102548	CH	1	12504	MN PEIP	11/18/2022	\$16,126.77	150867	B 12 215 051	DECEMBER 2022 HEALTH	
Check Total:							\$417,757.82				
001	102549	CH	1	01973	SCHOOL SERVICE EMP LOCAL 284	11/18/2022	\$1,028.83	150859	B 01 215 040	U Due Nc	
001	102549	CH	1	01973	SCHOOL SERVICE EMP LOCAL 284	11/18/2022	\$167.58	150859	B 04 215 040	U Dues Nc	
001	102549	CH	1	01973	SCHOOL SERVICE EMP LOCAL 284	11/18/2022	\$1,960.03	150859	B 12 215 040	U Due Nc	
Check Total:							\$3,156.44				
001	102550	CH	1	12982	AliCole LLP	11/23/2022	\$570.00	150888	E 04 500 560 080 321 305	DIY CHUNKY PUMPKIN WORKSHOP 10/	
Check Total:							\$570.00				
001	102551	CH	1	04874	AMAZON CAPITAL SERVICES	11/23/2022	\$51.57	150870	E 11 300 298 000 000 490	B000FED3VY Sour Punch Straws, Sweet &	
001	102551	CH	1	04874	AMAZON CAPITAL SERVICES	11/23/2022	\$26.29	150871	E 01 201 298 950 000 490	PO 31225 MS STINGER SNACKS	
001	102551	CH	1	04874	AMAZON CAPITAL SERVICES	11/23/2022	\$0.40	150872	E 11 300 298 000 000 490	PO 31126	
001	102551	CH	1	04874	AMAZON CAPITAL SERVICES	11/23/2022	\$13.97	150873	E 01 005 630 000 000 401	B07HJ7YTDH Uineko Plastic Spray Bottle	
001	102551	CH	1	04874	AMAZON CAPITAL SERVICES	11/23/2022	\$69.05	150873	E 01 005 630 000 000 401	B083ZLC7K4 Isopropyl Alcohol Grade 91%	
001	102551	CH	1	04874	AMAZON CAPITAL SERVICES	11/23/2022	\$0.00	150873	E 01 005 630 000 000 401	Amazon Shipping Charge	
001	102551	CH	1	04874	AMAZON CAPITAL SERVICES	11/23/2022	\$82.50	150874	E 12 110 402 000 740 433	1939814448 Learning Without Tears - Lett	
001	102551	CH	1	04874	AMAZON CAPITAL SERVICES	11/23/2022	\$285.68	150874	E 05 110 203 000 302 530	B000RTPBU8 Jonti-Craft 3506JC Double S	
001	102551	CH	1	04874	AMAZON CAPITAL SERVICES	11/23/2022	\$16.99	150874	E 01 110 203 000 000 401	B07Z4C5DNJ HORIECHALY Scratch and S	
001	102551	CH	1	04874	AMAZON CAPITAL SERVICES	11/23/2022	\$15.79	150874	E 12 110 408 000 740 401	B08KP577YY 1 Inch x 26 Feet Hook and L	
001	102551	CH	1	04874	AMAZON CAPITAL SERVICES	11/23/2022	\$12.99	150874	E 01 110 203 000 000 401	B095Z24JNT HOFACO 3M Double Coated	

Big Lake Public Schools, ISD #727

Payment Reg by Check-No Voids

Payment Date Range: 07/01/2022 - 12/09/2022

Bank	Check No	Ty	Grp	Code	Vendor	Pay/Void Date	Amount	Voucher #	Account Code	Description
001	102551	CH	1	04874	AMAZON CAPITAL SERVICES	11/23/2022	(\$282.49)	150875	E 05 110 203 000 302 530	PO 31077 LIBERTY SUPPLIES
001	102551	CH	1	04874	AMAZON CAPITAL SERVICES	11/23/2022	(\$282.49)	150876	E 05 110 203 000 302 530	PO 31077 CREDIT
001	102551	CH	1	04874	AMAZON CAPITAL SERVICES	11/23/2022	\$564.98	150877	E 05 110 203 000 302 530	PO 31077 JONTI-CREFT 3506JC DOUBLI
001	102551	CH	1	04874	AMAZON CAPITAL SERVICES	11/23/2022	\$26.99	150878	E 01 201 255 000 000 430	B07C5P6K6V 16GB Flash Drive 10 Pack L
001	102551	CH	1	04874	AMAZON CAPITAL SERVICES	11/23/2022	\$13.98	150878	E 01 201 255 000 000 430	B07L9VT8YY Beikell SD Card Reader, Hig
001	102551	CH	1	04874	AMAZON CAPITAL SERVICES	11/23/2022	\$5.89	150878	E 01 201 255 000 000 430	B07RTMTV92 Flash Drive Case USB Stor:
001	102551	CH	1	04874	AMAZON CAPITAL SERVICES	11/23/2022	\$29.88	150878	E 01 201 255 000 000 430	B084ZFQ13F 20 Pack Gaming Mouse Pac
001	102551	CH	1	04874	AMAZON CAPITAL SERVICES	11/23/2022	\$24.99	150879	E 01 201 256 000 000 430	B08HW989DZ Scissors Bulk Set of 25-Pac
001	102551	CH	1	04874	AMAZON CAPITAL SERVICES	11/23/2022	\$33.20	150880	E 01 201 212 000 000 430	B013TS4W76 Perler Beads Fuse Beads fc
001	102551	CH	1	04874	AMAZON CAPITAL SERVICES	11/23/2022	\$33.20	150880	E 01 201 212 000 000 430	B013TS50NQ Perler Beads Fuse Beads fo
001	102551	CH	1	04874	AMAZON CAPITAL SERVICES	11/23/2022	\$179.97	150880	E 01 201 212 000 000 430	B01BLQ24IW MYNT3D Professional Printi
001	102551	CH	1	04874	AMAZON CAPITAL SERVICES	11/23/2022	\$27.99	150880	E 01 201 212 000 000 430	B08TH1WQ4J 80 Colors Alcohol Markers,
001	102551	CH	1	04874	AMAZON CAPITAL SERVICES	11/23/2022	\$29.98	150880	E 01 201 212 000 000 430	B093ZGW7TX Ijdeals 16 oz Clear Plastic J
001	102551	CH	1	04874	AMAZON CAPITAL SERVICES	11/23/2022	\$41.97	150880	E 01 201 212 000 000 430	B095KYM7JV Ijdeals 16 oz Clear Plastic E
001	102551	CH	1	04874	AMAZON CAPITAL SERVICES	11/23/2022	\$76.49	150881	E 01 300 298 918 000 490	B08MF9HQVX Eureka Lightweight Powerft
001	102551	CH	1	04874	AMAZON CAPITAL SERVICES	11/23/2022	\$8.64	150882	E 01 300 740 000 000 401	B000F9XBQQ Sharpie Fine Point Permane
001	102551	CH	1	04874	AMAZON CAPITAL SERVICES	11/23/2022	\$32.57	150882	E 01 300 740 000 000 401	B0083I2OO6 Peppermint Essential Oil by `
001	102551	CH	1	04874	AMAZON CAPITAL SERVICES	11/23/2022	\$10.28	150882	E 01 300 740 000 000 401	B00ESNF3C0 Plant Therapy Relax Essent
001	102551	CH	1	04874	AMAZON CAPITAL SERVICES	11/23/2022	\$45.07	150882	E 01 300 740 000 000 401	B00J4F7W12 Young Living Stress Away Es
001	102551	CH	1	04874	AMAZON CAPITAL SERVICES	11/23/2022	\$10.77	150882	E 01 300 740 000 000 401	B00O2B07X8 Plant Therapy KidSafe Study
001	102551	CH	1	04874	AMAZON CAPITAL SERVICES	11/23/2022	\$12.99	150882	E 01 300 740 000 000 401	B00SXLUCTM Stress Relief Blend Set 100
001	102551	CH	1	04874	AMAZON CAPITAL SERVICES	11/23/2022	\$11.99	150882	E 01 300 740 000 000 401	B07JDWTPB Calm Essential Oil Roll On
001	102551	CH	1	04874	AMAZON CAPITAL SERVICES	11/23/2022	\$6.99	150882	E 01 300 740 000 000 401	B07NQM7HJG Organic Stress Relief Blenc
001	102551	CH	1	04874	AMAZON CAPITAL SERVICES	11/23/2022	\$10.77	150882	E 01 300 740 000 000 401	B07P5JCGTQ Plant Therapy KidSafe Hapj
001	102551	CH	1	04874	AMAZON CAPITAL SERVICES	11/23/2022	\$48.50	150882	E 01 300 740 000 000 401	B083DD8Y76 Essential Oil Bottles Storage
001	102551	CH	1	04874	AMAZON CAPITAL SERVICES	11/23/2022	\$14.99	150882	E 01 300 740 000 000 401	B085XK1664 50 Pack 1ml Amber Glass Vi
001	102551	CH	1	04874	AMAZON CAPITAL SERVICES	11/23/2022	\$18.99	150882	E 01 300 740 000 000 401	B098BSSMGW 15" Portable Sensory Play
001	102551	CH	1	04874	AMAZON CAPITAL SERVICES	11/23/2022	\$14.99	150882	E 01 300 740 000 000 401	B09VSGF2R1 Soynca Natural Bamboo E
001	102551	CH	1	04874	AMAZON CAPITAL SERVICES	11/23/2022	\$69.95	150882	E 01 300 740 000 000 401	B0B799QC9M Wireless Headphones, Wire
001	102551	CH	1	04874	AMAZON CAPITAL SERVICES	11/23/2022	\$33.95	150882	E 01 300 740 000 000 401	B0B92C7GGR Zen Garden Kit for Desk De
001	102551	CH	1	04874	AMAZON CAPITAL SERVICES	11/23/2022	\$0.00	150882	E 01 300 740 000 000 401	Amazon Shipping Charge
001	102551	CH	1	04874	AMAZON CAPITAL SERVICES	11/23/2022	\$31.74	150883	E 01 300 211 245 000 401	B000YW7Q0Q Rice Krispies Treats Marsh
001	102551	CH	1	04874	AMAZON CAPITAL SERVICES	11/23/2022	\$14.27	150883	E 01 300 211 245 000 401	B00PO9JOVI Planters Peanuts (Pack of 11
001	102551	CH	1	04874	AMAZON CAPITAL SERVICES	11/23/2022	\$11.88	150883	E 01 300 211 245 000 401	B01GQ5GQEG Goldfish Crackers Big Smi
001	102551	CH	1	04874	AMAZON CAPITAL SERVICES	11/23/2022	\$18.94	150883	E 01 300 211 245 000 401	B01IW19A9U Capri Sun 100% Juice Natur

Big Lake Public Schools, ISD #727

Payment Reg by Check-No Voids

Payment Date Range: 07/01/2022 - 12/09/2022

Bank	Check No	Ty	Grp Code	Vendor	Pay/Void Date	Amount	Voucher #	Account Code	Description
001	102551	CH	1 04874	AMAZON CAPITAL SERVICES	11/23/2022	\$16.49	150883	E 01 300 211 245 000 401	B01LNKHDAK Quaker Chewy Granola Bar
001	102551	CH	1 04874	AMAZON CAPITAL SERVICES	11/23/2022	\$12.99	150883	E 01 300 211 245 000 401	B0735T525V Fruit of the Loom mens Cush
001	102551	CH	1 04874	AMAZON CAPITAL SERVICES	11/23/2022	\$19.32	150883	E 01 300 211 245 000 401	B075WZWZSK Planters Honey Roasted P
001	102551	CH	1 04874	AMAZON CAPITAL SERVICES	11/23/2022	\$11.98	150883	E 01 300 211 245 000 401	B076T5K3JQ Gatorade Classic Thirst Que
001	102551	CH	1 04874	AMAZON CAPITAL SERVICES	11/23/2022	\$23.29	150883	E 01 300 211 245 000 401	B07C218N7P Doritos Spicy Sweet Chili Flz
001	102551	CH	1 04874	AMAZON CAPITAL SERVICES	11/23/2022	\$10.50	150883	E 01 300 211 245 000 401	B07C42TMKP Not Your Mother's Clean Fre
001	102551	CH	1 04874	AMAZON CAPITAL SERVICES	11/23/2022	\$17.36	150883	E 01 300 211 245 000 401	B07TN3C2HD Cheez-It Cheese Crackers,
001	102551	CH	1 04874	AMAZON CAPITAL SERVICES	11/23/2022	\$15.79	150883	E 01 300 211 245 000 401	B09N9WGLTC Kleenex Expressions Ultra
001	102551	CH	1 04874	AMAZON CAPITAL SERVICES	11/23/2022	\$14.99	150883	E 01 300 211 245 000 401	B09RTLWFGG Jolly Rancher Hard Candy
001	102551	CH	1 04874	AMAZON CAPITAL SERVICES	11/23/2022	\$0.00	150883	E 01 300 211 245 000 401	Amazon Shipping Charge
001	102551	CH	1 04874	AMAZON CAPITAL SERVICES	11/23/2022	\$13.92	150884	E 01 300 211 245 000 401	B00008RCN8 ORBIT Gum Spearmint Sug
001	102551	CH	1 04874	AMAZON CAPITAL SERVICES	11/23/2022	\$29.39	150884	E 01 300 211 245 000 401	B000CS9ZQA Nutri-Grain Soft Baked Brea
001	102551	CH	1 04874	AMAZON CAPITAL SERVICES	11/23/2022	\$4.74	150884	E 01 300 211 245 000 401	B000YG6TLE Kraft Original Easy Microwa
001	102551	CH	1 04874	AMAZON CAPITAL SERVICES	11/23/2022	\$24.37	150884	E 01 300 211 245 000 401	B003C8M97E Nissin Chicken Cup Noodles
001	102551	CH	1 04874	AMAZON CAPITAL SERVICES	11/23/2022	\$30.24	150884	E 01 300 211 245 000 401	B007SNJDXM Tropicana Apple Juice, 10 F
001	102551	CH	1 04874	AMAZON CAPITAL SERVICES	11/23/2022	\$21.72	150884	E 01 300 211 245 000 401	B00KRFL5SO Mott's Fruit Flavored Snack
001	102551	CH	1 04874	AMAZON CAPITAL SERVICES	11/23/2022	\$34.83	150884	E 01 300 211 245 000 401	B01GQ5WNC0 Quaker Chewy Granola Ba
001	102551	CH	1 04874	AMAZON CAPITAL SERVICES	11/23/2022	\$15.89	150884	E 01 300 211 245 000 401	B01M3RZBFH Quaker Instant Oatmeal Ex
001	102551	CH	1 04874	AMAZON CAPITAL SERVICES	11/23/2022	\$23.29	150884	E 01 300 211 245 000 401	B075LZZ5MR Smartfood Popcorn Variety f
001	102551	CH	1 04874	AMAZON CAPITAL SERVICES	11/23/2022	\$29.49	150884	E 01 300 211 245 000 401	B07J1SYGTL Nestle Pure Life 8 Oz. Purifi
001	102551	CH	1 04874	AMAZON CAPITAL SERVICES	11/23/2022	\$39.56	150884	E 01 300 211 245 000 401	B07K137J7J RITZ Cheese Sandwich Crac
001	102551	CH	1 04874	AMAZON CAPITAL SERVICES	11/23/2022	\$16.49	150884	E 01 300 211 245 000 401	B07TR6YVJL Keebler Sandwich Crackers,
001	102551	CH	1 04874	AMAZON CAPITAL SERVICES	11/23/2022	\$10.32	150884	E 01 300 211 245 000 401	B07W7FMQ9R LIFE SAVERS Hard Candy
001	102551	CH	1 04874	AMAZON CAPITAL SERVICES	11/23/2022	\$10.99	150884	E 01 300 211 245 000 401	B086D2GK77 JOLLY RANCHER Assorted
001	102551	CH	1 04874	AMAZON CAPITAL SERVICES	11/23/2022	\$19.98	150884	E 01 300 211 245 000 401	B08CMKB7G2 Trident Sugar Free Gum Va
001	102551	CH	1 04874	AMAZON CAPITAL SERVICES	11/23/2022	\$23.29	150884	E 01 300 211 245 000 401	B08L4R7SDN Cheetos Popcorn, Cheddar,
001	102551	CH	1 04874	AMAZON CAPITAL SERVICES	11/23/2022	\$0.00	150884	E 01 300 211 245 000 401	Amazon Shipping Charge
001	102551	CH	1 04874	AMAZON CAPITAL SERVICES	11/23/2022	(\$23.29)	150885	E 01 300 211 245 000 401	PO 31376 CREDIT
001	102551	CH	1 04874	AMAZON CAPITAL SERVICES	11/23/2022	\$27.52	150886	E 01 300 211 245 000 401	B01EOW6OBS Mott's Applesauce, 4 Ounc
001	102551	CH	1 04874	AMAZON CAPITAL SERVICES	11/23/2022	\$29.46	150900	E 11 300 292 000 000 401	B07RQTBHFV Americanflat 20x30 Poster I
001	102551	CH	1 04874	AMAZON CAPITAL SERVICES	11/23/2022	\$0.00	150900	E 11 300 292 000 000 401	Amazon Shipping Charge
001	102551	CH	1 04874	AMAZON CAPITAL SERVICES	11/23/2022	\$143.20	150913	E 05 005 865 000 352 401	XL GLOVES
001	102551	CH	1 04874	AMAZON CAPITAL SERVICES	11/23/2022	\$88.98	150913	E 05 005 865 000 352 401	L GLOVES
001	102551	CH	1 04874	AMAZON CAPITAL SERVICES	11/23/2022	\$399.68	150914	E 01 300 810 000 000 401	CASES GREEN TOWELS

Big Lake Public Schools, ISD #727

Payment Reg by Check-No Voids

Payment Date Range: 07/01/2022 - 12/09/2022

Bank	Check No	Ty	Grp Code	Vendor	Pay/Void Date	Amount	Voucher #	Account Code	Description
001	102551	CH	1 04874	AMAZON CAPITAL SERVICES	11/23/2022	\$362.70	150915	E 02 005 770 000 701 401	24 PK BLUE TOWELS
Check Total:						\$3,047.50			
001	102552	CH	1 13465	ANDERSON, JULIE	11/23/2022	\$990.00	150869	E 04 500 560 080 321 305	BACK TO BASICS
Check Total:						\$990.00			
001	102553	CH	1 13426	ANDERSON, JUNE	11/23/2022	\$10.00	150901	E 04 500 560 080 321 305	MN RECIPENTS OF THE MEDAL OF HO
Check Total:						\$10.00			
001	102554	CH	1 12159	ARVIG	11/23/2022	\$133.00	150868	E 01 005 107 000 000 305	INTERNET 11/06/22-12/05/2022
001	102554	CH	1 12159	ARVIG	11/23/2022	(\$133.00)	150868	E 01 005 107 000 000 305	INTERNET 11/06/22-12/05/2022
001	102554	CH	1 12159	ARVIG	11/23/2022	\$133.00	150868	E 01 005 630 000 000 305	INTERNET 11/06/22-12/05/2022
Check Total:						\$133.00			
001	102555	CH	1 08891	BRIH DESIGN, LLC	11/23/2022	\$180.00	150887	E 12 300 411 000 740 394	OCTOBER 2022 CORE TEAM MEETING
Check Total:						\$180.00			
001	102556	CH	1 12904	CAPTIVATE MEDIA + CONSULTING	11/23/2022	\$3,125.00	150890	E 01 005 107 000 000 305	50% FINAL PAYMENT FOR CAREER FAI
Check Total:						\$3,125.00			
001	102557	CH	1 03184	CENTERPOINT ENERGY	11/23/2022	\$580.41	150917	E 01 201 810 000 000 330	MS SCHOOL FIRM GAS OCTOBER 2022
001	102557	CH	1 03184	CENTERPOINT ENERGY	11/23/2022	\$1,906.86	150917	E 01 201 810 000 000 330	MS SCHOOL INT GAS OCTOBER 2022
001	102557	CH	1 03184	CENTERPOINT ENERGY	11/23/2022	\$2,471.35	150917	E 01 100 810 000 000 330	INDY INT GAS OCTOBER 2022
001	102557	CH	1 03184	CENTERPOINT ENERGY	11/23/2022	\$291.99	150917	E 01 300 810 000 000 330	HS FIRM GAS OCTOBER 2022
001	102557	CH	1 03184	CENTERPOINT ENERGY	11/23/2022	\$6,480.22	150917	E 01 300 810 000 000 330	HS SCHOOL INT GAS OCTOBER 2022
001	102557	CH	1 03184	CENTERPOINT ENERGY	11/23/2022	\$45.39	150917	E 01 100 810 000 000 330	INDY FIRM #2 GAS OCTOBER 2022
001	102557	CH	1 03184	CENTERPOINT ENERGY	11/23/2022	\$638.46	150917	E 01 100 810 000 000 330	INDY FFIRM #1 GAS OCTOBER 2022
Check Total:						\$12,414.68			
001	102558	CH	1 08089	CENTRAL LAKES COLLEGE	11/23/2022	\$6,000.00	150889	E 01 300 211 211 000 390	FALL SEMESTER 2022
Check Total:						\$6,000.00			
001	102559	CH	1 13218	CENTRAL MN MENTAL HEALTH CENTE	11/23/2022	\$11,917.82	150895	E 01 005 730 000 699 303	SALARY & BENEFITS FOR 1.4 FTE
001	102559	CH	1 13218	CENTRAL MN MENTAL HEALTH CENTE	11/23/2022	(\$738.28)	150895	E 01 005 730 000 699 303	INSURANCE PAYMENT
Check Total:						\$11,179.54			
001	102560	CH	1 164	CHARTWELLS	11/23/2022	\$18,241.86	150891	E 02 005 770 000 701 490	FOOD
001	102560	CH	1 164	CHARTWELLS	11/23/2022	\$21,501.74	150891	E 02 005 770 011 710 490	FOOD-SCA FUNDS
001	102560	CH	1 164	CHARTWELLS	11/23/2022	\$7,644.58	150891	E 02 005 770 011 710 490	MILK-SCA FUNDS
001	102560	CH	1 164	CHARTWELLS	11/23/2022	\$2,923.63	150891	E 02 005 770 000 701 495	MILK
001	102560	CH	1 164	CHARTWELLS	11/23/2022	\$9,854.59	150891	E 02 005 770 000 701 401	SUPPLIES, PAPER PRODUCTS, UNIFOR
001	102560	CH	1 164	CHARTWELLS	11/23/2022	\$77,994.02	150891	E 02 005 770 202 701 305	CHARTWELL'S SALARIES & BENEFITS
001	102560	CH	1 164	CHARTWELLS	11/23/2022	\$10,435.23	150891	E 02 005 770 000 701 305	CHARTWELL'S ADMIN FEE

Big Lake Public Schools, ISD #727

Payment Reg by Check-No Voids

Payment Date Range: 07/01/2022 - 12/09/2022

Bank	Check No	Ty	Grp	Code	Vendor	Pay/Void Date	Amount	Voucher #	Account Code	Description	
001	102560	CH	1	164	CHARTWELLS	11/23/2022	\$236.00	150891	E 02 005 770 000 701 305	ADVERTISING/RECRUITING/OUTSIDE S	
001	102560	CH	1	164	CHARTWELLS	11/23/2022	\$1,971.44	150891	E 02 005 770 000 701 305	INSURANCE	
001	102560	CH	1	164	CHARTWELLS	11/23/2022	\$171.04	150891	E 02 005 770 000 701 329	POSTAGE	
001	102560	CH	1	164	CHARTWELLS	11/23/2022	\$826.10	150891	E 02 005 770 000 701 350	REPAIRS & MAINTENANCE	
001	102560	CH	1	164	CHARTWELLS	11/23/2022	\$205.50	150891	E 02 005 770 000 701 366	TRAINING, MILEAGE, MARKETING	
001	102560	CH	1	164	CHARTWELLS	11/23/2022	\$317.16	150891	E 02 005 770 000 701 820	OTHER TAXES/LICENSES	
Check Total:							\$152,322.89				
001	102561	CH	1	01035	cmERDC	11/23/2022	\$5,861.00	150892	E 01 005 108 000 311 320	INTERNET ACCESS OCT-DEC 2022	
001	102561	CH	1	01035	cmERDC	11/23/2022	\$5,861.00	150893	E 01 005 108 000 311 320	INTERNET ACCESS JULY-SEPTEMBER 2	
Check Total:							\$11,722.00				
001	102562	CH	1	01026	DICK BLICK	11/23/2022	\$102.96	150894	E 01 201 212 000 000 430	Titanium White Half Gallon Student Acrylic	
001	102562	CH	1	01026	DICK BLICK	11/23/2022	\$130.20	150894	E 01 201 212 000 000 430	Original Sculpy Classroom Carton 24 lb wh	
001	102562	CH	1	01026	DICK BLICK	11/23/2022	\$17.70	150894	E 01 201 212 000 000 430	Amaco Adjustable Clay Slicer	
001	102562	CH	1	01026	DICK BLICK	11/23/2022	\$185.84	150894	E 01 201 212 000 000 430	Amaco Teacher's Palette Glazes Pack #5 & 8	
Check Total:							\$436.70				
001	102563	CH	1	04483	MCEA EXECUTIVE OFFICE	11/23/2022	\$1,043.00	150896	E 04 500 505 000 321 820	JANUARY-DECEMBER MEMBERSHIP	
Check Total:							\$1,043.00				
001	102564	CH	1	05341	MEDCO	11/23/2022	\$818.07	150897	E 11 300 292 000 000 401	PO 31183 TRAINER SUPPLIES	
001	102564	CH	1	05341	MEDCO	11/23/2022	\$8.16	150898	E 11 300 292 000 000 401	PO 31183 TRAINER SUPPLIES	
001	102564	CH	1	05341	MEDCO	11/23/2022	\$94.91	150899	E 11 300 292 000 000 401	PO 31183 TRAINER SUPPLIES	
Check Total:							\$921.14				
001	102566	CH	1	12790	N2Y, LLC	11/23/2022	\$0.00	150903	E 12 005 411 000 372 406	QUOTE #Q-109295	
001	102566	CH	1	12790	N2Y, LLC	11/23/2022	\$1,270.40	150903	E 12 005 411 000 372 406	UNIQUE LEARNING SYSTEM	
001	102566	CH	1	12790	N2Y, LLC	11/23/2022	\$748.60	150903	E 12 005 411 000 372 406	NEWS2YOU	
001	102566	CH	1	12790	N2Y, LLC	11/23/2022	\$120.91	150903	E 12 005 411 000 372 406	SYMBOLSTIX PRIME/SYMBOLSTIX	
001	102566	CH	1	12790	N2Y, LLC	11/23/2022	\$545.71	150903	E 12 005 411 000 372 406	UNIQUE LEARNING SYSTEM	
001	102566	CH	1	12790	N2Y, LLC	11/23/2022	\$187.15	150903	E 12 005 411 000 372 406	NEWS2YOU	
Check Total:							\$2,872.77				
001	102567	CH	1	13469	NATIONAL ASSOCIATION FOR MUSIC E	11/23/2022	\$100.00	150905	E 01 300 259 000 000 820	Active Member	
001	102567	CH	1	13469	NATIONAL ASSOCIATION FOR MUSIC E	11/23/2022	\$45.00	150905	E 01 300 259 000 000 820	Minnesota (MMEA)	
Check Total:							\$145.00				
001	102568	CH	1	13472	NORTHEAST MPLS TOOL LIBRARY	11/23/2022	\$562.50	150902	E 04 500 505 000 321 305	PUMPKINS & POWERTOOLS 2022 10/22	
Check Total:							\$562.50				

Big Lake Public Schools, ISD #727 Payment Reg by Check-No Voids

Payment Date Range: 07/01/2022 - 12/09/2022

Bank	Check No	Ty	Grp	Code	Vendor	Pay/Void Date	Amount	Voucher #	Account Code	Description	
001	102569	CH	1	13016	NORTHLAND REFRIGERATION INCORP	11/23/2022	\$682.26	150919	E 02 201 770 000 701 350	WALK IN FREEZER REPAIRS	
Check Total:							\$682.26				
001	102570	CH	1	12518	OLYMPUS LOCKERS & STORAGE PRO	11/23/2022	\$808.00	150918	E 01 201 810 000 000 350	MASTER LOCK REPLACEMENT LOCKS	
Check Total:							\$808.00				
001	102571	CH	1	04796	PRINCETON ISD #477	11/23/2022	\$80.00	150920	E 11 300 294 116 000 369	CROSS COUNTRY INVITE 10/08/2019	
001	102571	CH	1	04796	PRINCETON ISD #477	11/23/2022	\$80.00	150920	E 11 300 296 116 000 369	CROSS COUNTRY INVITE 10/08/2019	
Check Total:							\$160.00				
001	102572	CH	1	06213	SCHOLASTIC BOOK FAIRS	11/23/2022	\$819.35	150906	R 01 100 203 909 000 621	INDY BOOK FAIR #5186073	
Check Total:							\$819.35				
001	102573	CH	1	13092	THE BARN QUILT LADY	11/23/2022	\$210.00	150907	E 04 500 560 080 321 305	PAINT YOUR BARN QUILT CLASS 11/12/20	
Check Total:							\$210.00				
001	102574	CH	1	12068	THE WATSON COMPANY, INC.	11/23/2022	\$184.43	150910	E 11 300 298 000 000 490	HS CONCESSIONS	
001	102574	CH	1	12068	THE WATSON COMPANY, INC.	11/23/2022	\$96.84	150912	E 11 300 298 000 000 490	HS CONCESSIONS	
Check Total:							\$281.27				
001	102575	CH	1	04148	VIKING COCA-COLA BOTTLING CO	11/23/2022	\$204.50	150908	E 11 300 298 000 000 490	HS CONCESSIONS	
Check Total:							\$204.50				
001	102576	CH	1	08807	WRECK-LESS DRIVING ACADEMY	11/23/2022	\$3,750.00	150909	E 04 500 560 239 321 305	DRIVER'S EDUCATION 10/24/2022-11/04/20	
001	102576	CH	1	08807	WRECK-LESS DRIVING ACADEMY	11/23/2022	\$6,750.00	150909	E 04 500 560 239 321 305	DRIVER'S EDUCATION 11/09/22-11/22/20	
Check Total:							\$10,500.00				
001	102577	CH	1	01165	XCEL ENERGY-NSP	11/23/2022	\$3,418.93	150916	E 01 110 810 000 000 350	LIBERTY NATURAL GAS P #302291437 C	
Check Total:							\$3,418.93				
001	102578	CH	1	09884	VERIZON WIRELESS	11/23/2022	\$51.21	150921	E 01 201 050 000 000 320	ME CELL PHONES 10/11-11/10	
001	102578	CH	1	09884	VERIZON WIRELESS	11/23/2022	\$51.21	150921	E 01 005 107 000 000 320	MP CELL PHONES 10/11-11/10	
001	102578	CH	1	09884	VERIZON WIRELESS	11/23/2022	\$51.21	150921	E 04 500 505 000 321 320	SH CELL PHONES 10/11-11/10	
001	102578	CH	1	09884	VERIZON WIRELESS	11/23/2022	\$51.21	150921	E 01 300 605 000 000 320	ST CELL PHONES 10/11-11/10	
001	102578	CH	1	09884	VERIZON WIRELESS	11/23/2022	\$61.21	150921	E 01 005 630 000 000 320	BH CELL PHONES 10/11-11/10	
001	102578	CH	1	09884	VERIZON WIRELESS	11/23/2022	\$51.21	150921	E 01 100 605 000 000 320	SP CELL PHONES 10/11-11/10	
001	102578	CH	1	09884	VERIZON WIRELESS	11/23/2022	\$51.21	150921	E 01 005 020 000 000 320	TT CELL PHONES 10/11-11/10	
001	102578	CH	1	09884	VERIZON WIRELESS	11/23/2022	\$51.21	150921	E 01 201 605 000 000 320	AM CELL PHONES 10/11-11/10	
001	102578	CH	1	09884	VERIZON WIRELESS	11/23/2022	\$51.21	150921	E 01 201 810 000 000 320	AZ CELL PHONES 10/11-11/10	
001	102578	CH	1	09884	VERIZON WIRELESS	11/23/2022	\$51.21	150921	E 01 300 605 000 000 320	JK CELL PHONES 10/11-11/10	
001	102578	CH	1	09884	VERIZON WIRELESS	11/23/2022	\$51.21	150921	E 01 201 605 000 000 320	RA CELL PHONES 10/11-11/10	
001	102578	CH	1	09884	VERIZON WIRELESS	11/23/2022	\$51.21	150921	E 01 410 211 000 000 320	NH CELL PHONES 10/11-11/10	
001	102578	CH	1	09884	VERIZON WIRELESS	11/23/2022	\$51.21	150921	E 11 300 292 000 000 320	JM CELL PHONES 10/11-11/10	

Big Lake Public Schools, ISD #727

Payment Reg by Check-No Voids

Payment Date Range: 07/01/2022 - 12/09/2022

Bank	Check No	Ty	Grp Code	Vendor	Pay/Void Date	Amount	Voucher #	Account Code	Description
001	102578	CH	1 09884	VERIZON WIRELESS	11/23/2022	\$51.21	150921	E 01 005 810 000 000 320	NK CELL PHONES 10/11-11/10
001	102578	CH	1 09884	VERIZON WIRELESS	11/23/2022	\$51.21	150921	E 01 100 810 000 000 320	BM CELL PHONES 10/11-11/10
001	102578	CH	1 09884	VERIZON WIRELESS	11/23/2022	\$51.21	150921	E 01 110 050 000 000 320	CG CELL PHONES 10/11-11/10
001	102578	CH	1 09884	VERIZON WIRELESS	11/23/2022	\$51.21	150921	E 04 500 570 000 321 320	TF CELL PHONES 10/11-11/10
001	102578	CH	1 09884	VERIZON WIRELESS	11/23/2022	\$51.21	150921	E 01 300 050 000 000 320	BD CELL PHONES 10/11-11/10
001	102578	CH	1 09884	VERIZON WIRELESS	11/23/2022	\$25.61	150921	E 04 500 580 000 325 320	SF CELL PHONES 10/11-11/10
001	102578	CH	1 09884	VERIZON WIRELESS	11/23/2022	\$25.60	150921	E 04 500 596 000 344 320	SF CELL PHONES 10/11-11/10
001	102578	CH	1 09884	VERIZON WIRELESS	11/23/2022	\$61.21	150921	E 01 005 720 342 000 320	TJ CELL PHONES 10/11-11/10
001	102578	CH	1 09884	VERIZON WIRELESS	11/23/2022	\$61.21	150921	E 01 005 630 000 000 320	JB CELL PHONES 10/11-11/10
001	102578	CH	1 09884	VERIZON WIRELESS	11/23/2022	\$51.21	150921	E 01 005 810 000 000 320	PA CELL PHONES 10/11-11/10
001	102578	CH	1 09884	VERIZON WIRELESS	11/23/2022	\$51.21	150921	E 01 300 790 000 699 320	NS CELL PHONES 10/11-11/10
001	102578	CH	1 09884	VERIZON WIRELESS	11/23/2022	\$51.21	150921	E 01 100 050 000 000 320	JD CELL PHONES 10/11-11/10
001	102578	CH	1 09884	VERIZON WIRELESS	11/23/2022	\$51.21	150921	E 01 005 605 000 000 320	TSP CELL PHONES 10/11-11/10
001	102578	CH	1 09884	VERIZON WIRELESS	11/23/2022	\$51.21	150921	E 01 005 720 342 000 320	ND CELL PHONES 10/11-11/10
Check Total:						\$1,361.46			10
001	102579	CH	1 01475	CONNEXUS ENERGY	11/23/2022	\$49.06	150922	E 01 005 810 860 000 331	SOFTBALL CONCESSIONS ELECTRICAL
001	102579	CH	1 01475	CONNEXUS ENERGY	11/23/2022	\$7,122.55	150922	E 01 100 810 000 000 331	INDEPENDENCE ELECTRICAL OCTOBE
001	102579	CH	1 01475	CONNEXUS ENERGY	11/23/2022	\$11,140.30	150922	E 01 110 810 000 000 331	LIBERTY ELECTRICAL OCTOBER 2022
001	102579	CH	1 01475	CONNEXUS ENERGY	11/23/2022	\$47.97	150922	E 01 005 810 860 000 331	BASEBALL FIELD LIGHTS ELECTRICAL
001	102579	CH	1 01475	CONNEXUS ENERGY	11/23/2022	\$1,468.57	150922	E 01 005 810 860 000 331	SOFTBALL FIELD LIGHTS ELECTRICAL
Check Total:						\$19,828.45			
001	102580	CH	1 03804	ALL STAR TROPHY	11/23/2022	\$54.00	150923	E 11 300 294 113 000 401	PLAQUE
Check Total:						\$54.00			
001	102581	CH	1 13474	LAKEVILLE SOUTH COUGAR BOOSTEI	11/23/2022	\$240.00	150924	E 11 300 295 121 000 401	DANCE TEAM SOUTH FOR WINTER INV
001	102581	CH	1 13474	LAKEVILLE SOUTH COUGAR BOOSTEI	11/23/2022	(\$240.00)	150924	E 11 300 295 121 000 401	DANCE TEAM SOUTH FOR WINTER INV
001	102581	CH	1 13474	LAKEVILLE SOUTH COUGAR BOOSTEI	11/23/2022	\$240.00	150924	E 11 300 295 121 000 369	DANCE TEAM SOUTH FOR WINTER INV
001	102581	CH	1 13474	LAKEVILLE SOUTH COUGAR BOOSTEI	11/23/2022	(\$240.00)	150924	E 11 300 295 121 000 369	DANCE TEAM SOUTH FOR WINTER INV
001	102581	CH	1 13474	LAKEVILLE SOUTH COUGAR BOOSTEI	11/23/2022	\$240.00	150924	E 11 300 296 121 000 369	DANCE TEAM SOUTH FOR WINTER INV
Check Total:						\$240.00			
001	102582	CH	1 13475	ROGERS ROYALS DANCE TEAM BOOS	11/23/2022	\$230.00	150925	E 11 300 295 121 000 401	DANCE INVITE 11/19/2022 (4 ROUTINES
001	102582	CH	1 13475	ROGERS ROYALS DANCE TEAM BOOS	11/23/2022	(\$230.00)	150925	E 11 300 295 121 000 401	DANCE INVITE 11/19/2022 (4 ROUTINES
001	102582	CH	1 13475	ROGERS ROYALS DANCE TEAM BOOS	11/23/2022	\$230.00	150925	E 11 300 295 121 000 369	DANCE INVITE 11/19/2022 (4 ROUTINES
001	102582	CH	1 13475	ROGERS ROYALS DANCE TEAM BOOS	11/23/2022	(\$230.00)	150925	E 11 300 295 121 000 369	DANCE INVITE 11/19/2022 (4 ROUTINES

Big Lake Public Schools, ISD #727

Payment Reg by Check-No Voids

Payment Date Range: 07/01/2022 - 12/09/2022

Bank	Check No	Ty	Grp	Code	Vendor	Pay/Void Date	Amount	Voucher #	Account Code	Description	
001	102582	CH	1	13475	ROGERS ROYALS DANCE TEAM BOOS	11/23/2022	\$230.00	150925	E 11 300 296 121 000 369	DANCE INVITE 11/19/2022 (4 ROUTINES)	
Check Total:								\$230.00			
001	102583	CH	1	04874	AMAZON CAPITAL SERVICES	11/23/2022	\$26.85	150926	E 01 300 790 000 699 401	B07V59W9JG Spartan Industrial - 5" X 7" (
001	102583	CH	1	04874	AMAZON CAPITAL SERVICES	11/23/2022	\$69.28	150927	E 04 500 580 000 325 430	1684122589 You're My Little Cuddle Bug	
001	102583	CH	1	04874	AMAZON CAPITAL SERVICES	11/23/2022	\$10.14	150927	E 04 500 570 000 321 401	B00LITXQY4 Band-Aid Brand of First Aid F	
001	102583	CH	1	04874	AMAZON CAPITAL SERVICES	11/23/2022	\$74.60	150927	E 04 500 596 000 344 430	B011KGW7H6 Avery Removable Print or V	
001	102583	CH	1	04874	AMAZON CAPITAL SERVICES	11/23/2022	\$48.90	150927	E 04 500 570 000 321 401	B07NFBZMN9 Bean Products Hemp Twine	
001	102583	CH	1	04874	AMAZON CAPITAL SERVICES	11/23/2022	\$27.70	150927	E 04 500 570 000 321 401	B07VHJ3BYR Chess Set Magnetic Travel (
001	102583	CH	1	04874	AMAZON CAPITAL SERVICES	11/23/2022	\$5.99	150927	E 04 500 596 000 344 430	B08J4FGPBS Disposable Drinking Straws	
001	102583	CH	1	04874	AMAZON CAPITAL SERVICES	11/23/2022	\$8.99	150927	E 04 500 596 000 344 430	B08SYNFPTZ [500 Pack] Striped Flexible I	
001	102583	CH	1	04874	AMAZON CAPITAL SERVICES	11/23/2022	(\$2.93)	150927	E 04 500 570 000 321 401	discount	
001	102583	CH	1	04874	AMAZON CAPITAL SERVICES	11/23/2022	\$74.36	150928	E 04 500 580 000 325 430	B01E4Q5TQU Golden State Art, Pack of 5	
001	102583	CH	1	04874	AMAZON CAPITAL SERVICES	11/23/2022	\$16.99	150928	E 04 500 596 000 344 430	B081LF77BC 50 Pcs Lanyards Blue Lanya	
001	102583	CH	1	04874	AMAZON CAPITAL SERVICES	11/23/2022	\$9.99	150928	E 04 500 596 000 344 430	B08M9XD8Y4 YOOSHERRY 30/Pack Carc	
001	102583	CH	1	04874	AMAZON CAPITAL SERVICES	11/23/2022	\$21.98	150928	E 04 500 580 000 325 430	B09DV49PJP 24 Pack Christmas GIngerbr	
001	102583	CH	1	04874	AMAZON CAPITAL SERVICES	11/23/2022	\$59.98	150928	E 04 500 596 000 344 430	B09ZFWF7Q6 16x20 Ft Tarp, Waterproof F	
001	102583	CH	1	04874	AMAZON CAPITAL SERVICES	11/23/2022	\$18.77	150929	E 04 500 590 000 321 401	CE SUPPLIES	
Check Total:								\$471.59			
001	102584	CH	1	04806	BERGESON, JOHN	11/23/2022	\$66.00	150930	E 11 201 296 112 000 305	7TH/8TH G BASKETBALL OFFICIAL VS E	
Check Total:								\$66.00			
001	102585	CH	1	01033	CENTRAL MCGOWAN INC	11/23/2022	\$30.52	150931	E 01 300 361 000 830 433	Cust# 05630 HS SHOP SUPPLIES	
001	102585	CH	1	01033	CENTRAL MCGOWAN INC	11/23/2022	\$54.04	150933	E 01 300 361 000 830 433	Cust# 05630 HS SHOP SUPPLIES	
001	102585	CH	1	01033	CENTRAL MCGOWAN INC	11/23/2022	\$60.81	150935	E 01 300 361 000 830 433	Cust# 05630 HS SHOP SUPPLIES	
Check Total:								\$145.37			
001	102586	CH	1	01033	CENTRAL MCGOWAN INC	11/23/2022	\$14.43	150932	E 01 300 361 000 830 433	Cust# 05630 HS SHOP SUPPLIES	
001	102586	CH	1	01033	CENTRAL MCGOWAN INC	11/23/2022	\$447.93	150934	E 01 300 361 000 830 433	Cust# 05630 HS SHOP SUPPLIES	
Check Total:								\$462.36			
001	102587	CH	1	13016	NORTHLAND REFRIGERATION INCORP	11/23/2022	\$1,619.31	150936	E 02 201 770 000 701 350	B&G REPAIRS	
001	102587	CH	1	13016	NORTHLAND REFRIGERATION INCORP	11/23/2022	\$946.10	150937	E 02 110 770 000 701 350	B&G REPAIRS AT LIBERTY	
Check Total:								\$2,565.41			
001	102588	CH	1	01682	PROFESSIONAL TURF RENOVATION	11/23/2022	\$1,760.00	150938	E 01 005 810 000 000 401	21-05-5 W/50% CONTAIN ADVANCED	
001	102588	CH	1	01682	PROFESSIONAL TURF RENOVATION	11/23/2022	\$247.44	150938	E 01 005 810 000 000 401	19-19-19 W/20% CONTAIN ADVANCED	
Check Total:								\$2,007.44			

Big Lake Public Schools, ISD #727

Payment Reg by Check-No Voids

Payment Date Range: 07/01/2022 - 12/09/2022

Bank	Check No	Ty	Grp	Code	Vendor	Pay/Void Date	Amount	Voucher #	Account Code	Description	
001	102589	CH	1	12845	SYSCO-MINNESOTA INC	11/23/2022	\$831.00	150939	E 02 005 770 000 701 490	FS SUPPLIES	
Check Total:							\$831.00				
001	102590	CH	1	13417	TERLINDEN, KEITH	11/23/2022	\$100.00	150940	E 11 201 296 112 000 305	7th/8th GIRLS BASKETBALL OFFICIAL V	
Check Total:							\$100.00				
001	102591	CH	1	13029	MONTICELLO COMMUNITY EDUCATIO	11/23/2022	\$174.00	150904	E 04 500 560 080 321 305	OZARK COUNTRY JUBILEE TRIP	
Check Total:							\$174.00				
001	102592	CH	1	12982	AliCole LLP	12/02/2022	\$930.00	150942	E 04 500 560 080 321 305	DIY HOLIDAY GNOMES	
Check Total:							\$930.00				
001	102593	CH	1	04874	AMAZON CAPITAL SERVICES	12/02/2022	\$32.99	150943	E 01 300 050 000 000 401	B073WS3WBW OstepDecor Custom 2mm	
001	102593	CH	1	04874	AMAZON CAPITAL SERVICES	12/02/2022	\$18.99	150943	E 01 300 050 000 000 401	B091QC7VWQ Non Skid Book Ends to Ho	
001	102593	CH	1	04874	AMAZON CAPITAL SERVICES	12/02/2022	\$49.98	150943	E 01 300 050 000 000 401	B09LTVMFB7 EEOOUT 32pcs Plastic Pockt	
001	102593	CH	1	04874	AMAZON CAPITAL SERVICES	12/02/2022	\$39.99	150943	E 01 300 050 000 000 401	B09YTB4P9D FOCUSLINE 8.375 Inch Dis	
001	102593	CH	1	04874	AMAZON CAPITAL SERVICES	12/02/2022	\$0.00	150943	E 01 300 050 000 000 401	Amazon Shipping Charge	
001	102593	CH	1	04874	AMAZON CAPITAL SERVICES	12/02/2022	\$14.56	150944	E 01 005 110 000 000 401	Amazon Brand- Ultra soft facial tissues	
001	102593	CH	1	04874	AMAZON CAPITAL SERVICES	12/02/2022	\$17.49	150944	E 01 005 110 000 000 401	Pakcing Tap, heavy duty	
001	102593	CH	1	04874	AMAZON CAPITAL SERVICES	12/02/2022	\$21.50	150945	E 11 300 292 000 000 401	B008C22JNE Champro Referee Pinnie (St	
001	102593	CH	1	04874	AMAZON CAPITAL SERVICES	12/02/2022	\$62.53	150946	E 05 005 865 000 352 401	HI VIS XL JACKET	
001	102593	CH	1	04874	AMAZON CAPITAL SERVICES	12/02/2022	\$209.94	150946	E 05 005 865 000 352 401	HI VIS VESTS	
001	102593	CH	1	04874	AMAZON CAPITAL SERVICES	12/02/2022	\$28.99	150947	E 01 005 630 000 000 401	B07PN64JY1 Falcon Dust-Off Compressec	
001	102593	CH	1	04874	AMAZON CAPITAL SERVICES	12/02/2022	\$6.99	150947	E 01 005 630 000 000 401	B07PV5D3VV 11PCS Mini Precision Screw	
001	102593	CH	1	04874	AMAZON CAPITAL SERVICES	12/02/2022	\$0.00	150947	E 01 005 630 000 000 401	Amazon Shipping Charge	
001	102593	CH	1	04874	AMAZON CAPITAL SERVICES	12/02/2022	\$13.06	150948	E 01 201 298 950 000 401	B00006ICSJ Adams Money and Rent Rece	
001	102593	CH	1	04874	AMAZON CAPITAL SERVICES	12/02/2022	\$32.16	150949	E 01 201 620 000 000 401	B00006IF5R Scotch Book Tape, 2 in x 540	
001	102593	CH	1	04874	AMAZON CAPITAL SERVICES	12/02/2022	\$11.90	150949	E 01 201 620 000 000 401	B00NZGD6OS Lineco Books by Hand pH I	
001	102593	CH	1	04874	AMAZON CAPITAL SERVICES	12/02/2022	\$65.00	150949	E 01 201 620 000 000 401	B07L3862HQ The Library Store ClearSeal	
001	102593	CH	1	04874	AMAZON CAPITAL SERVICES	12/02/2022	\$0.00	150949	E 01 201 620 000 000 401	Amazon Shipping Charge	
001	102593	CH	1	04874	AMAZON CAPITAL SERVICES	12/02/2022	\$78.38	150950	E 01 201 208 290 000 401	B06XJQQKLN Wholesale Bulk Earbuds He	
001	102593	CH	1	04874	AMAZON CAPITAL SERVICES	12/02/2022	\$25.98	150950	E 01 201 208 290 000 401	B09RTVD1GF Energizer AA Batteries, Dou	
001	102593	CH	1	04874	AMAZON CAPITAL SERVICES	12/02/2022	\$55.76	150951	E 04 500 570 000 321 401	B09B32CSJ5 Band-Aid Brand Flexible Fab	
001	102593	CH	1	04874	AMAZON CAPITAL SERVICES	12/02/2022	\$19.99	150952	E 12 100 402 000 740 433	B074LQF78Q YITOHOP 12080 Loom Ban	
001	102593	CH	1	04874	AMAZON CAPITAL SERVICES	12/02/2022	\$19.99	150952	E 12 100 402 000 740 401	B07D2Y93ZD Sensory Fidget Toys Bundle	
001	102593	CH	1	04874	AMAZON CAPITAL SERVICES	12/02/2022	\$18.69	150952	E 12 100 402 000 740 433	B07QWCDWBH 23,000 pcs Fuse Beads K	
001	102593	CH	1	04874	AMAZON CAPITAL SERVICES	12/02/2022	\$8.71	150952	E 12 100 402 000 740 433	B07WNGX8NL DIY Thermostability Ironing	
001	102593	CH	1	04874	AMAZON CAPITAL SERVICES	12/02/2022	\$17.99	150952	E 12 100 402 000 740 433	B08BLKB8NT SKYFIELD Scratch Paper A	

Big Lake Public Schools, ISD #727

Payment Reg by Check-No Voids

Payment Date Range: 07/01/2022 - 12/09/2022

Bank	Check No	Ty	Grp Code	Vendor	Pay/Void Date	Amount	Voucher #	Account Code	Description
001	102593	CH	1 04874	AMAZON CAPITAL SERVICES	12/02/2022	\$11.98	150952	E 12 100 402 000 740 433	B092YWQCX5 4-Piece Multi-Function Elec
001	102593	CH	1 04874	AMAZON CAPITAL SERVICES	12/02/2022	\$8.95	150952	E 12 100 402 000 740 433	B095JGZ6TL Wooden Stylus for Scratch A
001	102593	CH	1 04874	AMAZON CAPITAL SERVICES	12/02/2022	\$19.99	150952	E 12 100 402 000 740 401	B09F3PC276 12 Pack Fidgets Stress Balls
001	102593	CH	1 04874	AMAZON CAPITAL SERVICES	12/02/2022	\$30.38	150952	E 12 100 402 000 740 433	B0B9S1K69P Yunbaoit Upgraded 60 Minut
001	102593	CH	1 04874	AMAZON CAPITAL SERVICES	12/02/2022	\$0.00	150952	E 12 100 402 000 740 433	Amazon Shipping Charge
Check Total:						\$942.86			
001	102594	CH	1 13473	BIG LAKE BOYS FAST BREAK CLUB	12/02/2022	\$778.00	150953	E 04 500 560 000 321 305	GRADES 2-6 BASKETBALL BLOW-UP
Check Total:						\$778.00			
001	102595	CH	1 10040	CoLibri Systems North America, Inc.	12/02/2022	\$290.00	150954	E 01 100 620 000 000 401	CoLibri Eco Book Covers 3.5 mil Standard
001	102595	CH	1 10040	CoLibri Systems North America, Inc.	12/02/2022	\$21.26	150954	E 01 100 620 000 000 401	est. shipping
Check Total:						\$311.26			
001	102596	CH	1 13476	DORNAN, NATALIE	12/02/2022	\$243.93	150955	E 04 799 590 000 351 433	22/23 HOME SCHOOL REIMBURSEMENT
Check Total:						\$243.93			
001	102597	CH	1 12766	GRITZ, NICOLE	12/02/2022	\$154.89	150956	E 04 799 590 000 351 433	22/23 HOME SCHOOL REIMBURSEMENT 13
Check Total:						\$154.89			
001	102598	CH	1 06540	KULLY SUPPLY, INC.	12/02/2022	\$85.23	150957	E 01 110 810 000 000 350	LIBERTY B&G SUPPLIES
Check Total:						\$85.23			
001	102599	CH	1 12542	MUSIC LISTENING CONTEST	12/02/2022	\$396.00	150969	E 01 300 258 214 000 369	MUSIC LISTENING CONTEST REGISTRA
Check Total:						\$396.00			
001	102600	CH	1 13034	MWANGI, ABIGAIL	12/02/2022	\$130.00	150958	E 04 799 590 000 351 433	23121
Check Total:						\$130.00			
001	102601	CH	1 10327	NORTHERN AIR CORPORATION	12/02/2022	\$31,620.75	150966	E 06 110 870 000 000 520	PROJECT ID #22A110.02 LIBERTY ES RC
Check Total:						\$31,620.75			
001	102602	CH	1 12878	PARKS, ERIN	12/02/2022	\$162.62	150959	E 04 799 590 000 351 433	22/23 HOME SCHOOL REIMBURSEMENT
Check Total:						\$162.62			
001	102603	CH	1 12564	RUSSELL SECURITY RESOURCE, INC.	12/02/2022	\$185.00	150960	E 01 100 810 000 000 350	INDY B&G REPAIRS
Check Total:						\$185.00			
001	102604	CH	1 12574	SMART CARE EQUIPMENT SOLUTIONS	12/02/2022	\$13,574.62	150968	E 02 110 770 000 701 350	LIBERTY FS REPAIRS
Check Total:						\$13,574.62			
001	102605	CH	1 04835	ST MICHAEL-ALBERTVILLE	12/02/2022	\$150.00	150961	E 11 300 296 125 000 369	VB INVITE 09/17/2022
Check Total:						\$150.00			
001	102606	CH	1 13417	TERLINDEN, KEITH	12/02/2022	\$100.00	150967	E 11 201 296 112 000 305	7TH/8TH GIRLS BASKETBALL OFFICIAL
Check Total:						\$100.00			

Big Lake Public Schools, ISD #727

Payment Reg by Check-No Voids

Payment Date Range: 07/01/2022 - 12/09/2022

Bank	Check No	Ty	Grp	Code	Vendor	Pay/Void Date	Amount	Voucher #	Account Code	Description	
001	102607	CH	1	12164	VACAVA, INC.	12/02/2022	\$3,900.00	150962	E 01 300 211 000 000 406	LICENSE FOR SCHOOL YEAR 2022/2023	
Check Total:							\$3,900.00				
001	102608	CH	1	13048	WELLNESS FOR LIVING LLC	12/02/2022	\$180.00	150963	E 04 500 560 000 321 305	FALL COOKIE DECORATING	
Check Total:							\$180.00				
001	102609	CH	1	13129	WILLIAMS JR, ROBERT	12/02/2022	\$100.00	150964	E 11 201 296 112 000 305	7TH/8TH GIRLS BASKETBALL OFFICIAL	
Check Total:							\$100.00				
001	102610	CH	1	05170	WISNIESKI, DAVID	12/02/2022	\$100.00	150965	E 11 201 296 112 000 305	7TH/8TH GIRLS BASKETBALL OFFICIAL	
Check Total:							\$100.00				
001	102611	CH	1	04472	CARING RIVERS UNITED WAY	12/05/2022	\$40.00	151148	B 01 215 045	United Way	
001	102611	CH	1	04472	CARING RIVERS UNITED WAY	12/05/2022	\$14.00	151148	B 12 215 045	United Way	
Check Total:							\$54.00				
001	102612	CH	1	04234	MN CHILD SUPPORT PYMT CENTER	12/05/2022	\$247.50	151138	B 01 215 081	Child Support	
001	102612	CH	1	04234	MN CHILD SUPPORT PYMT CENTER	12/05/2022	\$422.40	151138	B 12 215 081	Child Support	
Check Total:							\$669.90				
001	102613	CH	1	04223	NCPERS GROUP LIFE INS	12/05/2022	\$149.34	151142	B 01 215 033	N CPR Life	
Check Total:							\$149.34				
001	102614	CH	1	01973	SCHOOL SERVICE EMP LOCAL 284	12/05/2022	\$1,066.33	151144	B 01 215 040	U Due Nc	
001	102614	CH	1	01973	SCHOOL SERVICE EMP LOCAL 284	12/05/2022	\$134.54	151144	B 04 215 040	U Dues Nc	
001	102614	CH	1	01973	SCHOOL SERVICE EMP LOCAL 284	12/05/2022	\$1,991.25	151144	B 12 215 040	U Due Nc	
Check Total:							\$3,192.12				
001	102615	CH	1	05358	ALBANY HIGH SCHOOL	12/09/2022	\$150.00	151154	E 11 300 295 121 000 401	2022 ALBANY DANCE INVITE 12/10/2022	
001	102615	CH	1	05358	ALBANY HIGH SCHOOL	12/09/2022	(\$150.00)	151154	E 11 300 295 121 000 401	2022 ALBANY DANCE INVITE 12/10/2022	
001	102615	CH	1	05358	ALBANY HIGH SCHOOL	12/09/2022	\$150.00	151154	E 11 300 295 121 000 369	2022 ALBANY DANCE INVITE 12/10/2022	
001	102615	CH	1	05358	ALBANY HIGH SCHOOL	12/09/2022	(\$150.00)	151154	E 11 300 295 121 000 369	2022 ALBANY DANCE INVITE 12/10/2022	
001	102615	CH	1	05358	ALBANY HIGH SCHOOL	12/09/2022	\$150.00	151154	E 11 300 296 121 000 369	2022 ALBANY DANCE INVITE 12/10/2022	
Check Total:							\$150.00				
001	102616	CH	1	03804	ALL STAR TROPHY	12/09/2022	\$145.00	151152	E 11 300 295 126 000 401	SWIM/DIVE PLAQUES	
001	102616	CH	1	03804	ALL STAR TROPHY	12/09/2022	\$348.00	151153	E 11 300 294 115 000 897	AWARD PLAQUES	
Check Total:							\$493.00				
001	102617	CH	1	04874	AMAZON CAPITAL SERVICES	12/09/2022	\$39.92	151155	E 01 201 298 950 000 490	B001HXI0V0 SNICKERS Full Size Bulk Mil	
001	102617	CH	1	04874	AMAZON CAPITAL SERVICES	12/09/2022	\$41.98	151155	E 01 201 298 950 000 490	B0029JI9OE M&M'S Full Size Peanut Milk	
001	102617	CH	1	04874	AMAZON CAPITAL SERVICES	12/09/2022	\$29.80	151156	E 04 500 580 000 325 430	B00T70RNQ8 Argo Corn Starch 16 oz. Bo	
001	102617	CH	1	04874	AMAZON CAPITAL SERVICES	12/09/2022	\$8.58	151157	E 04 500 580 000 325 430	B00OCMZV0G McCormick Pure Peppermi	
001	102617	CH	1	04874	AMAZON CAPITAL SERVICES	12/09/2022	\$8.99	151157	E 04 500 580 000 325 430	B07WVT3T4M Spice Supreme Select Assc	

Big Lake Public Schools, ISD #727

Payment Reg by Check-No Voids

Payment Date Range: 07/01/2022 - 12/09/2022

Bank	Check No	Ty	Grp Code	Vendor	Pay/Void Date	Amount	Voucher #	Account Code	Description
001	102617	CH	1 04874	AMAZON CAPITAL SERVICES	12/09/2022	\$10.19	151157	E 04 500 580 000 325 430	B08126RKMJ Glitter Winter Pom Poms - C
001	102617	CH	1 04874	AMAZON CAPITAL SERVICES	12/09/2022	\$24.97	151157	E 04 500 580 000 325 430	B08YT53GKB Froot Loops Jumbo Snax, C
001	102617	CH	1 04874	AMAZON CAPITAL SERVICES	12/09/2022	\$6.99	151157	E 04 500 580 000 325 430	Amazon Shipping Charge
001	102617	CH	1 04874	AMAZON CAPITAL SERVICES	12/09/2022	\$14.57	151178	E 01 005 110 000 000 401	Scotch tape dispenser
001	102617	CH	1 04874	AMAZON CAPITAL SERVICES	12/09/2022	\$11.99	151180	E 01 110 203 100 000 430	B083Q5YBPF NUOBESTY 120pcs Refrige
001	102617	CH	1 04874	AMAZON CAPITAL SERVICES	12/09/2022	\$17.99	151180	E 01 110 203 100 000 430	B086HCT7VS Torlam Magnetic Ten-Frame
Check Total:						\$215.97			
001	102618	CH	1 13403	ATOMIC ENTERTAINMENT	12/09/2022	\$250.00	151183	E 11 300 298 901 301 305	SNODAZE 02/11/23 DEPOSIT
Check Total:						\$250.00			
001	102619	CH	1 05040	AYDT, CHARLES	12/09/2022	\$132.00	151174	E 11 300 296 122 000 305	JV/V GYMNASTICS OFFICIAL VS PRINCI
Check Total:						\$132.00			
001	102620	CH	1 09369	BEEHLER, KEVIN	12/09/2022	\$275.00	151185	E 11 300 294 115 000 305	JV/V WRESTLING OFFICIAL PLUS SKIN
Check Total:						\$275.00			
001	102621	CH	1 13241	BENEFIT RESOURCE LLC	12/09/2022	\$550.74	151176	E 01 005 105 000 000 305	COBRA NOVEMBER 2022
Check Total:						\$550.74			
001	102622	CH	1 06130	CARD SERVICES	12/09/2022	\$34.45	151159	E 01 005 720 000 000 401	DO
001	102622	CH	1 06130	CARD SERVICES	12/09/2022	\$125.02	151159	E 01 005 720 000 000 401	DO
001	102622	CH	1 06130	CARD SERVICES	12/09/2022	\$37.83	151159	E 01 100 203 902 000 490	INDY
001	102622	CH	1 06130	CARD SERVICES	12/09/2022	\$83.88	151159	E 01 110 201 000 000 430	LIBERTY
001	102622	CH	1 06130	CARD SERVICES	12/09/2022	\$12.99	151159	E 01 110 203 902 000 401	LIBERTY
001	102622	CH	1 06130	CARD SERVICES	12/09/2022	\$28.22	151159	E 01 201 298 950 000 490	MS
001	102622	CH	1 06130	CARD SERVICES	12/09/2022	\$34.00	151159	E 01 201 298 950 000 490	MS
001	102622	CH	1 06130	CARD SERVICES	12/09/2022	\$33.10	151159	E 01 201 250 000 000 430	MS FACS
001	102622	CH	1 06130	CARD SERVICES	12/09/2022	\$22.81	151159	E 01 201 250 000 000 430	MS FACS
001	102622	CH	1 06130	CARD SERVICES	12/09/2022	\$23.96	151159	E 01 201 250 000 000 430	MS FACS
001	102622	CH	1 06130	CARD SERVICES	12/09/2022	\$34.67	151159	E 01 201 250 000 000 430	MS FACS
001	102622	CH	1 06130	CARD SERVICES	12/09/2022	\$74.56	151159	E 01 201 250 000 000 430	MS FACS
001	102622	CH	1 06130	CARD SERVICES	12/09/2022	\$25.64	151159	E 01 201 250 000 000 430	MS FACS
001	102622	CH	1 06130	CARD SERVICES	12/09/2022	\$24.13	151159	E 01 201 250 000 000 430	MS FACS
001	102622	CH	1 06130	CARD SERVICES	12/09/2022	\$80.33	151159	E 04 500 596 000 344 490	CE
001	102622	CH	1 06130	CARD SERVICES	12/09/2022	\$46.74	151159	E 04 500 596 000 344 490	CE
001	102622	CH	1 06130	CARD SERVICES	12/09/2022	\$153.02	151159	E 04 500 580 000 325 430	CE
001	102622	CH	1 06130	CARD SERVICES	12/09/2022	\$34.14	151159	E 01 300 331 000 830 433	HS FACS
001	102622	CH	1 06130	CARD SERVICES	12/09/2022	\$72.46	151159	E 01 300 331 000 830 433	HS FACS

Big Lake Public Schools, ISD #727

Payment Reg by Check-No Voids

Payment Date Range: 07/01/2022 - 12/09/2022

Bank	Check No	Ty	Grp Code	Vendor	Pay/Void Date	Amount	Voucher #	Account Code	Description
001	102622	CH	1 06130	CARD SERVICES	12/09/2022	\$120.69	151159	E 01 300 331 000 830 433	HS FACS
001	102622	CH	1 06130	CARD SERVICES	12/09/2022	\$244.16	151159	E 01 300 331 000 830 433	HS FACS
001	102622	CH	1 06130	CARD SERVICES	12/09/2022	\$136.21	151159	E 01 300 331 000 830 433	HS FACS
001	102622	CH	1 06130	CARD SERVICES	12/09/2022	\$149.95	151159	E 01 300 331 000 830 433	HS FACS
001	102622	CH	1 06130	CARD SERVICES	12/09/2022	\$53.68	151159	E 01 300 331 000 830 433	HS FACS
001	102622	CH	1 06130	CARD SERVICES	12/09/2022	\$31.65	151159	E 01 300 331 000 830 433	HS FACS
001	102622	CH	1 06130	CARD SERVICES	12/09/2022	\$74.76	151159	E 01 300 331 000 830 433	HS FACS
001	102622	CH	1 06130	CARD SERVICES	12/09/2022	\$7.94	151159	E 01 300 331 000 830 433	HS FACS
001	102622	CH	1 06130	CARD SERVICES	12/09/2022	\$42.91	151159	E 01 300 331 000 830 433	HS FACS
001	102622	CH	1 06130	CARD SERVICES	12/09/2022	\$5.16	151159	E 04 500 596 000 344 490	CE
Check Total:						\$1,849.06			
001	102623	CH	1 12226	DARRYL WALETZKO	12/09/2022	\$7,570.00	151160	E 01 005 810 000 000 363	PLOWING NOVEMBER 2022
Check Total:						\$7,570.00			
001	102624	CH	1 01048	DEMCO INC	12/09/2022	\$282.67	151158	E 01 100 620 000 000 401	INDY MEDIA SUPPLIES
Check Total:						\$282.67			16
001	102625	CH	1 01026	DICK BLICK	12/09/2022	\$67.06	151181	E 01 110 212 000 000 430	PO 31345 LIBERTY SUPPLIES
001	102625	CH	1 01026	DICK BLICK	12/09/2022	\$181.08	151182	E 01 110 212 000 000 430	PO 31345 LIBERTY SUPPLIES
Check Total:						\$248.14			
001	102626	CH	1 08417	EDUCATORS BENEFIT CONSULTANTS	12/09/2022	\$370.02	151161	E 01 005 105 000 000 305	403B ADMIN & COMPLIANCE
Check Total:						\$370.02			
001	102627	CH	1 12073	FAGERSTROM, ADAM	12/09/2022	\$275.00	151186	E 11 300 294 115 000 305	JV/V WRESTLING OFFICIAL PLUS SKIN
Check Total:						\$275.00			
001	102628	CH	1 09367	FRIEDRICHS, STEVEN	12/09/2022	\$240.00	151187	E 11 300 294 115 000 305	JV/V WRESTLING OFFICIAL INVITE
Check Total:						\$240.00			
001	102629	CH	1 13300	GREAT MINDS PBC	12/09/2022	\$3,695.00	151175	E 05 110 203 602 302 460	978-1-64497-400-1 Geodes Level 1: Print
001	102629	CH	1 13300	GREAT MINDS PBC	12/09/2022	\$3,695.00	151175	E 05 110 203 000 302 460	978-1-64497-700-1 Geodes Level K: Print
001	102629	CH	1 13300	GREAT MINDS PBC	12/09/2022	\$665.10	151175	E 05 110 203 602 302 460	Shipping
Check Total:						\$8,055.10			
001	102630	CH	1 12609	HENRICKSON, JAMES	12/09/2022	\$240.00	151184	E 11 300 294 115 000 305	JV/V WRESTLING OFFICIAL INVITE
Check Total:						\$240.00			
001	102631	CH	1 01095	ISD #882 - MONTICELLO	12/09/2022	\$200.00	151173	E 11 300 296 121 000 369	DANCE INVITE 01/25/2020
Check Total:						\$200.00			

Big Lake Public Schools, ISD #727

Payment Reg by Check-No Voids

Payment Date Range: 07/01/2022 - 12/09/2022

Bank	Check No	Ty	Grp	Code	Vendor	Pay/Void Date	Amount	Voucher #	Account Code	Description	
001	102633	CH	1	13143	LILLO, KATIE	12/09/2022	\$280.83	151188	E 04 799 590 000 351 433	22/23 HOME SCHOOL REIMBURSEMENT	
Check Total:							\$280.83				
001	102634	CH	1	01121	MASSP	12/09/2022	\$175.00	151163	E 01 005 640 000 316 366	MN SCHOOL VIOLENCE PREVENTION S	
001	102634	CH	1	01121	MASSP	12/09/2022	\$175.00	151164	E 01 005 640 000 316 366	MN SCHOOL VIOLENCE PREVENTION S	
Check Total:							\$350.00				
001	102635	CH	1	05341	MEDCO	12/09/2022	\$51.44	151177	E 04 500 560 122 321 401	POWERFAST FLEXIBLE ADHESIVE STRI	
Check Total:							\$51.44				
001	102636	CH	1	12656	SWIVL	12/09/2022	\$1,027.00	151165	E 05 005 630 000 795 556	Swivl Video Kit	
Check Total:							\$1,027.00				
001	102637	CH	1	12762	T-MOBILE	12/09/2022	\$523.41	151166	E 01 005 630 000 000 320	HOT SPOTS	
Check Total:							\$523.41				
001	102638	CH	1	06532	VISION STAFFING	12/09/2022	\$810.69	151167	E 01 005 810 356 000 305	GROUNDS SERVICES WEEK 10/30/2022	
Check Total:							\$810.69				
001	102639	CH	1	09498	WARD'S NATURAL SCIENCE	12/09/2022	\$56.70	151170	E 01 300 260 000 000 430	Cork Slide 470177-680	
001	102639	CH	1	09498	WARD'S NATURAL SCIENCE	12/09/2022	\$34.14	151171	E 01 300 260 000 000 430	Mixed Diatoms Slide 470177-434	
Check Total:							\$90.84				
001	102640	CH	1	13470	WRESTLINGMART.COM LLC	12/09/2022	\$212.64	151168	E 11 300 293 115 000 401	WrestlingMart 4" adhesive Mat tape	
Check Total:							\$212.64				
001	102641	CH	1	01240	WRIGHT TECHNICAL CENTER	12/09/2022	\$13,208.67	151169	E 01 300 399 000 000 391	WTC ASSESSMENT DECEMBER 2022	
001	102641	CH	1	01240	WRIGHT TECHNICAL CENTER	12/09/2022	\$2,447.33	151169	E 01 005 850 000 000 580	BUILDING ADDITION 2009 DECEMBER 2	
001	102641	CH	1	01240	WRIGHT TECHNICAL CENTER	12/09/2022	\$1,439.91	151169	E 05 005 865 000 000 390	LONG TERM FACILITY MAINT DECEMBE	
001	102641	CH	1	01240	WRIGHT TECHNICAL CENTER	12/09/2022	\$2,272.66	151169	E 01 300 399 000 830 391	CTE LEVY DECEMBER 2022	
Check Total:							\$19,368.57				
001	102642	CH	1	06230	GOPHER STATE ONE-CALL	12/09/2022	\$1.35	151189	E 01 005 810 000 000 350	BILLABLE TICKETS	
Check Total:							\$1.35				
001	102643	CH	1	10311	MASMS	12/09/2022	\$500.00	151193	E 01 005 810 000 000 820	MASMS CPS TRAINING	
Check Total:							\$500.00				
001	102644	CH	1	01487	MCDOWALL COMFORT COMPANY	12/09/2022	\$550.00	151190	E 01 300 810 000 000 350	HS B&G REPAIRS	
001	102644	CH	1	01487	MCDOWALL COMFORT COMPANY	12/09/2022	\$220.00	151191	E 01 300 810 000 000 350	REPLACEMENT OF CAPACITOR FOR EX	
001	102644	CH	1	01487	MCDOWALL COMFORT COMPANY	12/09/2022	\$3,313.00	151191	E 01 300 810 000 000 350	CONDENSER 17A - REPAIR OF LEAKS A	
001	102644	CH	1	01487	MCDOWALL COMFORT COMPANY	12/09/2022	\$4,407.00	151191	E 01 300 810 000 000 350	CONDENSER 17B REPLACEMENT OF H	
001	102644	CH	1	01487	MCDOWALL COMFORT COMPANY	12/09/2022	\$10,662.00	151191	E 01 300 810 000 000 350	CONDENSER 19 REPLACEMENT OF ST/	

Big Lake Public Schools, ISD #727

Payment Reg by Check-No Voids

Payment Date Range: 07/01/2022 - 12/09/2022

Bank	Check No	Ty	Grp Code	Vendor	Pay/Void Date	Amount	Voucher #	Account Code	Description
001	102644	CH	1 01487	MCDOWALL COMFORT COMPANY	12/09/2022	\$10,068.00	151191	E 01 300 810 000 000 350	CONDENSER 20 REPLACEMTN OF STA
Check Total:						\$29,220.00			
001	102645	CH	1 13016	NORTHLAND REFRIGERATION INCORP	12/09/2022	\$2,384.00	151192	E 02 201 770 000 701 350	MS FREEZER REPAIRS
Check Total:						\$2,384.00			
001	102646	CH	1 1016	O'REILLY AUTOMOTIVE, INC.	12/09/2022	\$324.27	151194	E 01 005 810 000 000 401	B&G SUPPLIES
Check Total:						\$324.27			
001	102647	CH	1 09760	PREMIER LOCATING, INC.	12/09/2022	\$102.50	151196	E 01 005 810 000 000 305	TICKETS RECEIVED
001	102647	CH	1 09760	PREMIER LOCATING, INC.	12/09/2022	\$117.50	151197	E 01 005 810 000 000 305	TICKETS RECEIVED
Check Total:						\$220.00			
001	102648	CH	1 08589	TITAN ENERGY SYSTEMS INC.	12/09/2022	\$1,180.81	151195	E 05 300 865 000 370 350	COOLANT DRAIN/FILL WITH AIR FILTER
001	102648	CH	1 08589	TITAN ENERGY SYSTEMS INC.	12/09/2022	\$29.00	151195	E 05 300 865 000 370 350	Freight
Check Total:						\$1,209.81			
001	102649	CH	1 10516	INFINITE CAMPUS, INC.	12/09/2022	\$1,875.00	151199	E 01 005 630 000 000 305	Premium Products Licensing and Support`
Check Total:						\$1,875.00			
Bank 001 Total:						\$812,892.34			
Report Total:						\$812,892.34			

Big Lake Public Schools, ISD #727

Payment Reg by Check-No Voids

Payment Date Range: 7/1/2022 - 12/31/2022

Bank	Check No	Ty	Grp	Code	Vendor	Pay/Void Date	Amount	Voucher #	Account Code	Description	
001	102650	CH	1	04874	AMAZON CAPITAL SERVICES	12/16/2022	(\$54.99)	151203	E 12 300 408 000 740 433	B01IP1J2AE Regency Grow Height Adjuste	
001	102650	CH	1	04874	AMAZON CAPITAL SERVICES	12/16/2022	(\$16.99)	151204	E 12 300 408 000 740 433	B07TTKJPXD Aiomé Succulent Passive V	
001	102650	CH	1	04874	AMAZON CAPITAL SERVICES	12/16/2022	(\$54.99)	151205	E 12 300 408 000 740 433	B01IP1J2AE Regency Grow Height Adjuste	
001	102650	CH	1	04874	AMAZON CAPITAL SERVICES	12/16/2022	\$19.98	151206	E 01 100 203 000 000 401	B07DWX1NN9 2 Rolls Double Sided Foam	
001	102650	CH	1	04874	AMAZON CAPITAL SERVICES	12/16/2022	\$0.00	151206	E 01 100 203 000 000 401	Amazon Shipping Charge	
001	102650	CH	1	04874	AMAZON CAPITAL SERVICES	12/16/2022	\$9.99	151207	E 01 201 298 950 000 401	B09Y8KPZMH Anxiety Sensory Stickers St	
001	102650	CH	1	04874	AMAZON CAPITAL SERVICES	12/16/2022	\$0.00	151207	E 01 201 298 950 000 401	Amazon Shipping Charge	
001	102650	CH	1	04874	AMAZON CAPITAL SERVICES	12/16/2022	(\$11.98)	151208	E 01 300 211 245 000 401	CREDIT PO 31349 GATORADE	
001	102650	CH	1	04874	AMAZON CAPITAL SERVICES	12/16/2022	(\$12.49)	151209	E 12 300 408 000 740 433	B07TLC9SFZ 6 Pack Small Digital Kitchen	
001	102650	CH	1	04874	AMAZON CAPITAL SERVICES	12/16/2022	(\$223.98)	151210	E 04 500 590 000 321 401	PO 31319 CREDIT LABELWRITER	
001	102650	CH	1	04874	AMAZON CAPITAL SERVICES	12/16/2022	\$721.72	151211	E 12 300 408 000 740 433	HS SUPPLIES	
001	102650	CH	1	04874	AMAZON CAPITAL SERVICES	12/16/2022	(\$217.44)	151211	E 01 300 331 000 830 433	DOUBLE PAYMENT 193K-R3YY-3CFQ	
001	102650	CH	1	04874	AMAZON CAPITAL SERVICES	12/16/2022	\$49.98	151212	E 05 005 865 000 352 401	HI VIS 2XL JACKET	
001	102650	CH	1	04874	AMAZON CAPITAL SERVICES	12/16/2022	\$26.09	151213	E 01 005 105 000 000 401	PriceMead 3-Subject Wirebound College R	
001	102650	CH	1	04874	AMAZON CAPITAL SERVICES	12/16/2022	\$12.99	151213	E 01 005 105 000 000 401	PERFORMORE 25 Pack of 8.5" x 14" Heav	
001	102650	CH	1	04874	AMAZON CAPITAL SERVICES	12/16/2022	\$40.13	151247	E 11 300 293 111 000 401	B08DP3L1LJ Tarps Now Fire Retardant Ca	
001	102650	CH	1	04874	AMAZON CAPITAL SERVICES	12/16/2022	\$0.00	151247	E 11 300 293 111 000 401	Amazon Shipping Charge	
001	102650	CH	1	04874	AMAZON CAPITAL SERVICES	12/16/2022	\$52.76	151248	E 01 100 203 000 000 401	Polyester Table Cloth (60x102)	
001	102650	CH	1	04874	AMAZON CAPITAL SERVICES	12/16/2022	\$13.99	151248	E 01 100 203 290 000 401	Scratch Off Round Stickers (1000 pcs)	
Check Total:								\$354.77			
001	102651	CH	1	10225	BARKER, CURTIS	12/16/2022	\$120.00	151200	E 11 300 296 112 000 305	JV/V GIRLS BASKETBALL OFFICIAL VS M	
Check Total:								\$120.00			
001	102652	CH	1	04806	BERGESON, JOHN	12/16/2022	\$100.00	151201	E 11 201 296 112 000 305	7TH/8TH GIRLS BASKETBALL OFFICIAL '	
Check Total:								\$100.00			
001	102653	CH	1	13493	BLY, BART	12/16/2022	\$145.00	151214	E 11 201 294 115 000 305	MS WRESTLING OFFICIAL MONTICELLC	
Check Total:								\$145.00			
001	102654	CH	1	09991	BOOTH, KENNETH	12/16/2022	\$100.00	151202	E 11 201 296 112 000 305	7TH/8TH GIRLS BASKEETBALL OFFICIAL	
Check Total:								\$100.00			
001	102655	CH	1	01033	CENTRAL MCGOWAN INC	12/16/2022	\$74.40	151216	E 01 300 361 000 830 433	Cust# 05630 SHOP SUPPLIES	
001	102655	CH	1	01033	CENTRAL MCGOWAN INC	12/16/2022	\$213.01	151217	E 01 300 361 000 830 433	Cust# 05630 HS SHOP SUPPLIES	
Check Total:								\$287.41			
001	102656	CH	1	01035	cmERDC	12/16/2022	\$79.00	151215	E 01 005 110 000 000 401	SMART SYSTEMS W2 & 1099 ENVELOPE	
Check Total:								\$79.00			

Big Lake Public Schools, ISD #727

Payment Reg by Check-No Voids

Payment Date Range: 7/1/2022 - 12/31/2022

Bank	Check No	Ty	Grp	Code	Vendor	Pay/Void Date	Amount	Voucher #	Account Code	Description	
001	102657	CH	1	12302	CREATE AND CONNECT STUDIO	12/16/2022	\$30.00	151218	E 04 500 560 000 321 305	PAINTING EVENT AT LUPULIN 12/05/2022	
							Check Total:	\$30.00			
001	102658	CH	1	06375	FIRST CHOICE FOOD & BEVERAGE SC	12/16/2022	\$297.00	151243	E 11 300 298 000 000 490	HS CONCESSIONS	
							Check Total:	\$297.00			
001	102659	CH	1	09367	FRIEDRICHS, STEVEN	12/16/2022	\$230.00	151249	E 11 300 294 115 000 305	V WRESTLING OFFICIAL PLUS SKIN CHI	
							Check Total:	\$230.00			
001	102660	CH	1	12635	JAKE W LARSON	12/16/2022	\$130.00	151219	E 01 300 260 000 000 401	A-440 Tuning Kawai Grand	
001	102660	CH	1	12635	JAKE W LARSON	12/16/2022	\$10.00	151219	E 01 300 260 000 000 401	Pad Replacement	
001	102660	CH	1	12635	JAKE W LARSON	12/16/2022	\$54.00	151219	E 01 300 260 000 000 401	16Oz Damp Chaser Treatment	
							Check Total:	\$194.00			
001	102661	CH	1	06556	KOPETKA, FRANK	12/16/2022	\$120.00	151221	E 11 300 296 112 000 305	JV/V GIRLS BASKETBALL OFFICIAL VS M	
							Check Total:	\$120.00			
001	102662	CH	1	13494	KREBSBACH, DOMINIC	12/16/2022	\$120.00	151220	E 11 300 296 112 000 305	JV/V GIRLS BASKETBALL OFFICIAL VS M	
							Check Total:	\$120.00			
001	102663	CH	1	13130	LMNO DESIGN CO LLC	12/16/2022	\$1,416.00	151222	E 01 300 790 000 699 303	PCN MEDIA CONSULTANT NOVEMBER 2	
							Check Total:	\$1,416.00			
001	102664	CH	1	01487	MCDOWALL COMFORT MANAGMENT	12/16/2022	\$30,373.97	151250	E 06 201 870 000 000 520	BOND 22 - 11A201.01A BLDG ENVELOPE	
001	102664	CH	1	01487	MCDOWALL COMFORT MANAGMENT	12/16/2022	\$69,294.94	151251	E 06 201 870 000 000 520	BOND 22-22A201.01A BLDNG ENVELOPE	
							Check Total:	\$99,668.91			
001	102665	CH	1	01944	MDE-MCIS ACCT: 621892	12/16/2022	\$385.00	151223	E 01 300 710 000 000 401	PO 31182 MCIS Academic Test Practice Ph	
001	102665	CH	1	01944	MDE-MCIS ACCT: 621892	12/16/2022	(\$385.00)	151223	E 01 300 710 000 000 401	PO 31182 MCIS Academic Test Practice Ph	
001	102665	CH	1	01944	MDE-MCIS ACCT: 621892	12/16/2022	\$385.00	151223	E 01 300 710 000 000 406	PO 31182 MCIS Academic Test Practice Ph	
							Check Total:	\$385.00			
001	102666	CH	1	13248	MERWIN, JACK	12/16/2022	\$45.00	151227	E 01 300 790 000 699 366	MN PPSC CONFERENCE FOR BLSPC-20	
							Check Total:	\$45.00			
001	102667	CH	1	13178	MIDWEST MACHINERY CO	12/16/2022	\$158.10	151226	E 01 005 810 000 000 350	CUTTING EDGE KIT UTV	
							Check Total:	\$158.10			
001	102668	CH	1	12605	MRI SOFTWARE LLC	12/16/2022	\$241.50	151225	E 01 005 105 170 000 305	BACKGROUND SCREENING	
							Check Total:	\$241.50			
001	102669	CH	1	10768	NORTHEAST SERVICE COOPERATIVE	12/16/2022	\$6,300.00	151228	E 01 300 211 228 000 305	MSC ONLINE FY23 FALL 2022	
							Check Total:	\$6,300.00			
001	102670	CH	1	10327	NORTHERN AIR CORPORATION	12/16/2022	\$36,195.00	151252	E 06 300 870 000 000 520	BOND 22B-HS HVAC "22B300.01A" DEHU	
001	102670	CH	1	10327	NORTHERN AIR CORPORATION	12/16/2022	\$208,240.00	151253	E 06 300 870 000 000 520	BOND 22C-CONTROLS 22C005.01A HS 8	

Big Lake Public Schools, ISD #727

Payment Reg by Check-No Voids

Payment Date Range: 7/1/2022 - 12/31/2022

Bank	Check No	Ty	Grp	Code	Vendor	Pay/Void Date	Amount	Voucher #	Account Code	Description	
001	102670	CH	1	10327	NORTHERN AIR CORPORATION	12/16/2022	\$39,502.90	151254	E 15 110 865 000 380 520	LTFM REPAIRS LIBERTY ES ROOFING	
001	102670	CH	1	10327	NORTHERN AIR CORPORATION	12/16/2022	\$20,761.00	151255	E 06 110 870 000 000 520	BOND PROJECT #22A110.02A	
Check Total:							\$304,698.90				
001	102671	CH	1	04315	NOVACARE REHABILITATION	12/16/2022	\$4,760.00	151256	E 11 300 292 000 000 305	ATHLETIC TRAINING SERVICES 22/23	
001	102671	CH	1	04315	NOVACARE REHABILITATION	12/16/2022	\$3,760.00	151257	E 11 300 292 000 000 305	ATHLETIC TRAINING SERVICES 22/23	
Check Total:							\$8,520.00				
001	102672	CH	1	13495	SAVAGE, TODD A	12/16/2022	\$750.00	151240	E 01 100 203 000 799 305	SUICIDE AWARENESS/PREVENTION/AS	
Check Total:							\$750.00				
001	102673	CH	1	01187	SCHMITT DIRECTOR CENTER	12/16/2022	\$38.25	151229	E 01 201 258 000 000 430	Bass Guitar Bag HGB B1 07	
001	102673	CH	1	01187	SCHMITT DIRECTOR CENTER	12/16/2022	\$8.85	151229	E 01 201 258 000 000 430	Hotwires Cable Instr. IC 10 107	
001	102673	CH	1	01187	SCHMITT DIRECTOR CENTER	12/16/2022	\$52.00	151231	E 01 300 258 000 000 430	B1299 Through Darkened Sleepy Hollow (C	
001	102673	CH	1	01187	SCHMITT DIRECTOR CENTER	12/16/2022	\$63.00	151232	E 01 300 258 000 000 430	GMM325 Ruckus	
Check Total:							\$162.10				
001	102674	CH	1	01187	SCHMITT MUSIC ANOKA	12/16/2022	\$65.00	151230	E 01 300 258 000 000 350	Bass Clarinet Repair (S65514)	
Check Total:							\$65.00				
001	102675	CH	1	10333	SHERBURNE NORTHERN WRIGHT SPE	12/16/2022	\$358.00	151233	E 01 005 760 000 723 361	11/15/2022 TRANSPORTATION	
Check Total:							\$358.00				
001	102676	CH	1	08981	SHRED RIGHT	12/16/2022	\$120.33	151239	E 01 005 810 000 000 333	SHREDDING 12/01/2022	
Check Total:							\$120.33				
001	102677	CH	1	05314	TECH CHECK	12/16/2022	\$251.51	151235	E 01 005 630 000 000 401	Fortinet FortiToken 200 (set of 5)	
Check Total:							\$251.51				
001	102678	CH	1	13417	TERLINDEN, KEITH	12/16/2022	\$66.00	151234	E 11 201 296 112 000 305	7TH/8TH GIRLS BASKETBALL OFFICIAL '	
Check Total:							\$66.00				
001	102679	CH	1	12839	THE METRO GROUP, INC.	12/16/2022	\$801.90	151245	E 01 300 810 000 000 401	HS B&G SUPPLIES	
001	102679	CH	1	12839	THE METRO GROUP, INC.	12/16/2022	\$1,732.32	151246	E 01 300 810 000 000 350	HS B&G SUPPLIES	
Check Total:							\$2,534.22				
001	102680	CH	1	12068	THE WATSON COMPANY, INC.	12/16/2022	\$542.98	151244	E 11 300 298 000 000 490	HS CONCESSIONS	
Check Total:							\$542.98				
001	102681	CH	1	13212	THREE SONS HARDWARE LLC	12/16/2022	\$99.09	151236	E 01 300 361 000 830 433	NOVEMBER 2022	
001	102681	CH	1	13212	THREE SONS HARDWARE LLC	12/16/2022	\$19.96	151236	E 01 201 810 000 000 401	NOVEMBER 2022	
001	102681	CH	1	13212	THREE SONS HARDWARE LLC	12/16/2022	\$74.99	151236	E 01 110 810 000 000 401	NOVEMBER 2022	
001	102681	CH	1	13212	THREE SONS HARDWARE LLC	12/16/2022	\$143.98	151236	E 01 100 810 000 000 401	NOVEMBER 2022	

Big Lake Public Schools, ISD #727

Payment Reg by Check-No Voids

Payment Date Range: 7/1/2022 - 12/31/2022

Bank	Check No	Ty	Grp	Code	Vendor	Pay/Void Date	Amount	Voucher #	Account Code	Description	
001	102681	CH	1	13212	THREE SONS HARDWARE LLC	12/16/2022	\$42.98	151236	E 01 005 810 000 000 401	NOVEMBER 2022	
Check Total:								\$381.00			
001	102682	CH	1	12261	VARSITY SPIRIT FASHIONS & SUPPLIE	12/16/2022	\$3,300.00	151258	E 11 300 295 123 000 434	VSF Women's Shell	
001	102682	CH	1	12261	VARSITY SPIRIT FASHIONS & SUPPLIE	12/16/2022	\$892.50	151258	E 11 300 295 123 000 434	2 Color Double Arch	
001	102682	CH	1	12261	VARSITY SPIRIT FASHIONS & SUPPLIE	12/16/2022	\$1,738.50	151258	E 11 300 295 123 000 434	Cust Tackle Twill-Women's	
001	102682	CH	1	12261	VARSITY SPIRIT FASHIONS & SUPPLIE	12/16/2022	\$1,258.50	151258	E 11 300 295 123 000 434	V-Neck Motion FLEX midrift	
001	102682	CH	1	12261	VARSITY SPIRIT FASHIONS & SUPPLIE	12/16/2022	\$0.00	151258	E 11 300 295 123 000 434	VSF A-Line Skirt	
001	102682	CH	1	12261	VARSITY SPIRIT FASHIONS & SUPPLIE	12/16/2022	\$0.00	151258	E 11 300 295 123 000 434	Art Charge	
001	102682	CH	1	12261	VARSITY SPIRIT FASHIONS & SUPPLIE	12/16/2022	\$503.50	151258	E 11 300 295 123 000 434	Shipping / Handling	
Check Total:								\$7,693.00			
001	102683	CH	1	04148	VIKING COCA-COLA BOTTLING CO	12/16/2022	\$1,034.25	151242	E 11 300 298 000 000 490	HS CONCESSIONS	
Check Total:								\$1,034.25			
001	102684	CH	1	13048	WELLNESS FOR LIVING LLC	12/16/2022	\$120.00	151238	E 04 500 560 000 321 305	HOLIDAY COOKIES 12/06/2022	
Check Total:								\$120.00			
001	102685	CH	1	05170	WISNIESKI, DAVID	12/16/2022	\$120.00	151260	E 11 300 296 112 000 305	JV/V GIRLS BASKETBALL OFFICIAL VS F	
Check Total:								\$120.00			
001	102686	CH	1	13496	WOITASZEWSKI, SCOTT A	12/16/2022	\$828.13	151241	E 01 100 203 000 799 305	SUICIDE AWARENESS/PREVENTION/AS	
Check Total:								\$828.13			
001	102687	CH	1	13492	WSB & ASSOCIATES, INC.	12/16/2022	\$100.50	151237	E 01 300 255 000 000 305	ENVIRONMENTAL COMPLIANCE INSPEC	
001	102687	CH	1	13492	WSB & ASSOCIATES, INC.	12/16/2022	\$408.00	151259	E 01 300 255 000 000 305	ENVIRONMENTAL COMPLIANCE INSPEC	
Check Total:								\$508.50			
001	102688	CH	1	164	CHARTWELLS	12/16/2022	\$45,417.42	151262	E 02 005 770 000 701 490	MILK	
001	102688	CH	1	164	CHARTWELLS	12/16/2022	\$2,788.07	151262	E 02 005 770 011 710 490	FOOD-SCA FUNDS	
001	102688	CH	1	164	CHARTWELLS	12/16/2022	\$0.00	151262	E 02 005 770 011 710 490	MILK-SCA FUNDS	
001	102688	CH	1	164	CHARTWELLS	12/16/2022	\$9,145.98	151262	E 02 005 770 000 701 495	MILK	
001	102688	CH	1	164	CHARTWELLS	12/16/2022	\$6,443.23	151262	E 02 005 770 000 701 401	SUPPLIES, PAPER PRODUCTS, UNIFORMS	
001	102688	CH	1	164	CHARTWELLS	12/16/2022	\$87,838.22	151262	E 02 005 770 202 701 305	CHARTWELL'S SALARIES & BENEFITS	
001	102688	CH	1	164	CHARTWELLS	12/16/2022	\$10,325.64	151262	E 02 005 770 000 701 305	CHARTWELL'S ADMIN FEE	
001	102688	CH	1	164	CHARTWELLS	12/16/2022	\$430.65	151262	E 02 005 770 000 701 305	ADVERTISING/RECRUITING/OUTSIDE SI	
001	102688	CH	1	164	CHARTWELLS	12/16/2022	\$1,221.30	151262	E 02 005 770 000 701 305	INSURANCE	
001	102688	CH	1	164	CHARTWELLS	12/16/2022	\$93.62	151262	E 02 005 770 000 701 329	POSTAGE	
001	102688	CH	1	164	CHARTWELLS	12/16/2022	\$730.85	151262	E 02 005 770 000 701 350	REPAIRS & MAINTENANCE	
001	102688	CH	1	164	CHARTWELLS	12/16/2022	\$219.35	151262	E 02 005 770 000 701 366	TRAINING, MILEAGE, MARKETING	

Big Lake Public Schools, ISD #727

Payment Reg by Check-No Voids

Payment Date Range: 7/1/2022 - 12/31/2022

Bank	Check No	Ty	Grp Code	Vendor	Pay/Void Date	Amount	Voucher #	Account Code	Description
001	102688	CH	1 164	CHARTWELLS	12/16/2022	\$94.71	151262	E 02 005 770 000 701 820	OTHER TAXES/LICENSES
Check Total:						\$164,749.04			
001	102689	CH	1 01240	WRIGHT TECHNICAL CENTER	12/16/2022	\$19,294.09	151263	E 01 998 211 000 303 390	WRIGHT ACADEMY HIGH SCHOOL NOVI
Check Total:						\$19,294.09			
001	102690	CH	1 08891	BRIH DESIGN, LLC	12/16/2022	\$335.00	151264	E 12 300 411 000 740 394	NOVEMBER 2022 SERVICES
Check Total:						\$335.00			
001	102691	CH	1 13143	LILLO, KATIE	12/16/2022	\$43.49	151265	E 04 799 590 000 351 433	22/23 HOME SCHOOL REIMBURSEMENT
Check Total:						\$43.49			
001	102692	CH	1 13497	PORTABLE STORAGE OF MN, INC.	12/16/2022	\$6,720.00	151266	E 05 300 292 000 302 530	40' NEW SHIPPING CONTAINER
001	102692	CH	1 13497	PORTABLE STORAGE OF MN, INC.	12/16/2022	\$325.00	151266	E 05 300 292 000 302 530	DELIVERY TO BIG LAKE
001	102692	CH	1 13497	PORTABLE STORAGE OF MN, INC.	12/16/2022	\$0.00	151266	E 05 300 292 000 302 530	BUILDING CAPITAL-DISTRICT APPROVE
Check Total:						\$7,045.00			
001	102693	CH	1 10633	WOLD ARCHITECTS, INC	12/16/2022	\$64,545.33	151267	E 06 100 870 000 000 305	BOND PROJECT #22D100.01B INDY ES F
001	102693	CH	1 10633	WOLD ARCHITECTS, INC	12/16/2022	\$13,019.60	151268	E 06 300 870 000 000 305	BOND PROJECT #22E300.01B HS RENO'
Check Total:						\$77,564.93			
Bank 001 Total:						\$708,177.16			
Report Total:						\$708,177.16			

Big Lake Public Schools, ISD #727

Payment Reg by Check-No Voids

Payment Date Range: 12/01/2022 - 12/31/2022

Bank	Check No	Ty	Grp Code	Vendor	Pay/Void Date	Amount	Voucher #	Account Code	Description
001		CC	1 01034	RESOURCE TRAINING & SOLUTIONS	12/05/2022	\$540.00	151107	E 01 005 105 000 000 401	Education Support Staff Recognition - ESS
001		CC	1 01065	HILLYARD FLOOR CARE	12/05/2022	\$271.50	150988	E 01 100 810 000 000 401	PO 31385 Indy Cleaning Supplies
001		CC	1 01065	HILLYARD FLOOR CARE	12/05/2022	\$3,239.48	151020	E 01 100 810 000 000 401	PO 31385 Misc Cleaning Supplies Indy
001		CC	1 01065	HILLYARD FLOOR CARE	12/05/2022	\$79.32	151020	E 01 100 810 000 000 401	PO 31385 Misc Cleaning Supplies Indy
001		CC	1 01065	HILLYARD FLOOR CARE	12/05/2022	\$13,851.05	151034	E 01 005 810 000 000 530	PO 31066 & PO 31387
001		CC	1 01065	HILLYARD FLOOR CARE	12/05/2022	\$2,209.48	151034	E 01 201 810 000 000 401	PO 31066 & PO 31387
001		CC	1 01065	HILLYARD FLOOR CARE	12/05/2022	\$1,743.08	151045	E 01 300 810 000 000 401	PO 31386 HS Cleaning Supplies
001		CC	1 01107	JOSTENS	12/05/2022	\$3,949.95	150981	E 01 300 211 222 000 401	PO 31362 Diploma Covers
001		CC	1 01146	MONTICELLO PRINTING	12/05/2022	\$17.63	150979	E 01 005 010 000 000 401	PO 31398 Schabillion name plate
001		CC	1 01333	MINNESOTA EQUIPMENT	12/05/2022	\$104.40	151106	E 01 005 810 000 000 401	B&G Filter
001		CC	1 01594	DEPT OF LABOR & INDUSTRY	12/05/2022	\$5,109.98	151029	E 06 300 870 000 000 305	Bond Project #22E300.01A
001		CC	1 01594	DEPT OF LABOR & INDUSTRY	12/05/2022	\$15,128.47	151033	E 06 100 870 000 000 305	Bond Project #ID #22D100.01A
001		CC	1 02427	FOLLETT SCHOOL SOLUTIONS, INC.	12/05/2022	\$290.52	151044	E 01 300 810 351 000 460	PO 30930 Misc Books
001		CC	1 02427	FOLLETT SCHOOL SOLUTIONS, INC.	12/05/2022	\$91.07	151069	E 01 300 810 351 000 460	PO 30932/30931 Hs English Books
001		CC	1 02427	FOLLETT SCHOOL SOLUTIONS, INC.	12/05/2022	\$133.16	151069	E 01 300 810 351 000 460	PO 30932/30931 Hs English Book
001		CC	1 02795	MN SCHOOL BOARDS ASSOCIATION	12/05/2022	\$1,090.00	150980	E 01 005 010 000 000 366	Conference (Tim & Ashley)
001		CC	1 02795	MN SCHOOL BOARDS ASSOCIATION	12/05/2022	\$250.00	150989	E 01 005 010 000 000 366	Conference (Tim & Ashley)
001		CC	1 03102	METRO SALES INC	12/05/2022	\$1,080.44	151109	E 01 100 050 000 000 350	Quarterly Maint Agreement
001		CC	1 03102	METRO SALES INC	12/05/2022	\$318.60	151109	E 01 100 050 000 000 380	Quarterly Maint Agreement
001		CC	1 03102	METRO SALES INC	12/05/2022	\$983.68	151109	E 01 110 050 000 000 350	Quarterly Maint Agreement
001		CC	1 03102	METRO SALES INC	12/05/2022	\$318.60	151109	E 01 110 050 000 000 380	Quarterly Maint Agreement
001		CC	1 03102	METRO SALES INC	12/05/2022	\$1.59	151109	E 01 100 203 000 000 350	Quarterly Maint Agreement
001		CC	1 03102	METRO SALES INC	12/05/2022	\$28.41	151109	E 04 500 505 000 321 350	Quarterly Maint Agreement
001		CC	1 03102	METRO SALES INC	12/05/2022	\$628.90	151109	E 04 500 570 000 321 350	Quarterly Maint Agreement
001		CC	1 03102	METRO SALES INC	12/05/2022	\$22.33	151109	E 04 500 580 000 325 350	Quarterly Maint Agreement
001		CC	1 03102	METRO SALES INC	12/05/2022	\$378.65	151109	E 02 005 770 000 701 350	Quarterly Maint Agreement
001		CC	1 03102	METRO SALES INC	12/05/2022	\$50.09	151109	R 01 100 203 000 000 099	Quarterly Maint Agreement
001		CC	1 03102	METRO SALES INC	12/05/2022	\$36.72	151109	E 12 005 420 000 740 350	Quarterly Maint Agreement
001		CC	1 03102	METRO SALES INC	12/05/2022	\$60.06	151109	E 02 005 770 000 701 350	Quarterly Maint Agreement
001		CC	1 03102	METRO SALES INC	12/05/2022	\$50.81	151109	E 04 500 505 000 321 350	Quarterly Maint Agreement
001		CC	1 03102	METRO SALES INC	12/05/2022	\$132.85	151109	E 01 005 110 000 000 350	Quarterly Maint Agreement
001		CC	1 03102	METRO SALES INC	12/05/2022	\$0.94	151109	E 11 300 292 000 000 350	Quarterly Maint Agreement
001		CC	1 03102	METRO SALES INC	12/05/2022	\$58.32	151109	E 01 300 211 000 000 350	Quarterly Maint Agreement
001		CC	1 03102	METRO SALES INC	12/05/2022	\$789.15	151109	E 01 005 610 000 000 350	Quarterly Maint Agreement
001		CC	1 03102	METRO SALES INC	12/05/2022	\$0.06	151109	E 12 005 420 000 740 350	Quarterly Maint Agreement

Big Lake Public Schools, ISD #727

Payment Reg by Check-No Voids

Payment Date Range: 12/01/2022 - 12/31/2022

Bank	Check No	Ty	Grp Code	Vendor	Pay/Void Date	Amount	Voucher #	Account Code	Description
001		CC	1 03102	METRO SALES INC	12/05/2022	\$435.63	151109	E 04 500 580 000 325 350	Quarterly Maint Agreement
001		CC	1 03102	METRO SALES INC	12/05/2022	\$508.54	151109	E 04 500 505 000 321 350	Quarterly Maint Agreement
001		CC	1 03102	METRO SALES INC	12/05/2022	\$508.54	151109	E 04 500 570 000 321 350	Quarterly Maint Agreement
001		CC	1 03102	METRO SALES INC	12/05/2022	\$508.55	151109	E 04 500 596 000 344 350	Quarterly Maint Agreement
001		CC	1 03102	METRO SALES INC	12/05/2022	\$1,026.88	151109	E 01 300 211 000 000 350	Quarterly Maint Agreement
001		CC	1 03351	GOPHER SPORT	12/05/2022	\$999.75	151049	E 01 100 240 000 000 430	PO 31365 Indy PE Supplies
001		CC	1 03361	PAXTON-PATTERSON	12/05/2022	\$679.90	151009	E 01 300 361 000 830 433	PO 31023 HS Ind Tech Ed Supplies
001		CC	1 03455	GRAINGER	12/05/2022	\$78.30	150982	E 01 110 810 000 000 401	PO 31429 Bulbs
001		CC	1 03455	GRAINGER	12/05/2022	\$548.10	150994	E 01 110 810 000 000 401	PO 31429 Bulbs
001		CC	1 03455	GRAINGER	12/05/2022	\$919.54	151050	E 01 300 810 000 000 350	PO 31384 BALDOR M3211T ELECTRIC M
001		CC	1 03455	GRAINGER	12/05/2022	\$56.92	151082	E 01 100 810 000 000 350	PO 31352 B&G Belts
001		CC	1 03455	GRAINGER	12/05/2022	\$78.90	151086	E 01 100 810 000 000 350	PO 31352 Indy Belts
001		CC	1 03455	GRAINGER	12/05/2022	\$113.65	151088	E 01 100 810 000 000 350	PO 31352 Indy Belts
001		CC	1 03455	GRAINGER	12/05/2022	\$133.00	151090	E 01 100 810 000 000 350	PO 31352 Indy Belts
001		CC	1 03455	GRAINGER	12/05/2022	\$22.73	151094	E 01 100 810 000 000 350	PO 31352 Indy Belts
001		CC	1 04241	ORIENTAL TRADING COMPANY, INC.	12/05/2022	\$15.97	151091	E 01 110 203 909 000 401	Library Activities
001		CC	1 04241	ORIENTAL TRADING COMPANY, INC.	12/05/2022	\$44.94	151092	E 01 110 203 909 000 401	Library Activities
001		CC	1 04279	MCPETE'S SPORTS BAR & LANES	12/05/2022	\$283.00	151017	E 12 300 400 178 000 369	Bowling
001		CC	1 04293	BRYAN ROCK PRODUCTS INC	12/05/2022	\$4,495.64	151072	E 01 005 810 000 000 401	PO 31303 (3) 25 YARD TRUCK LOADS OI
001		CC	1 04573	HOLIDAY INN	12/05/2022	\$132.12	150998	E 01 005 219 000 317 366	Laura Kroellss Hotel
001		CC	1 04641	IEA	12/05/2022	\$1,820.00	150976	E 06 005 870 000 000 305	B&G
001		CC	1 04641	IEA	12/05/2022	\$1,752.50	150976	E 06 100 870 000 000 305	B&G
001		CC	1 04641	IEA	12/05/2022	\$1,941.18	150976	E 05 005 865 000 352 305	B&G
001		CC	1 04762	CHRIS LOMMEL PHOTOGRAPHY	12/05/2022	\$217.50	151032	E 11 300 295 116 000 401	Cross Country Banner 2022
001		CC	1 04762	CHRIS LOMMEL PHOTOGRAPHY	12/05/2022	\$217.50	151032	E 11 300 293 116 000 401	Cross Country Banner 2022
001		CC	1 04762	CHRIS LOMMEL PHOTOGRAPHY	12/05/2022	\$4.35	151104	E 11 300 293 118 000 401	10" Boys Soccer Banner
001		CC	1 04874	AMAZON.COM	12/05/2022	\$1,304.13	151077	E 12 110 405 000 740 405	Assisted Technology for student ipad & car
001		CC	1 04944	DOMINO'S PIZZA	12/05/2022	\$212.67	151076	E 01 100 203 902 000 490	pizzas for conference dinner
001		CC	1 05112	METRO ECSU	12/05/2022	\$100.00	151114	E 05 005 865 000 352 305	Chemical Hygiene Training
001		CC	1 05248	PIZZA FACTORY	12/05/2022	\$57.73	150995	E 04 500 596 000 344 490	EC Conferences
001		CC	1 05264	BSN SPORTS	12/05/2022	\$775.75	151012	E 11 300 294 113 000 401	PO 31094 FB Supplies
001		CC	1 05264	BSN SPORTS	12/05/2022	\$1,385.73	151099	E 11 300 296 124 000 401	PO 31046 VB Supplies
001		CC	1 05264	BSN SPORTS	12/05/2022	\$69.00	151119	E 11 300 296 125 000 401	PO 30652 Softball Supplies
001		CC	1 05351	HOME DEPOT	12/05/2022	\$150.31	150972	E 01 110 810 000 000 350	Liberty B&G
001		CC	1 06051	FINKEN WATER CENTERS	12/05/2022	\$85.45	150983	E 01 300 810 000 000 401	Softener Salt

Big Lake Public Schools, ISD #727

Payment Reg by Check-No Voids

Payment Date Range: 12/01/2022 - 12/31/2022

Bank	Check No	Ty	Grp Code	Vendor	Pay/Void Date	Amount	Voucher #	Account Code	Description
001		CC	1 06051	FINKEN WATER CENTERS	12/05/2022	\$52.45	150983	E 01 201 810 000 000 401	Softener Salt
001		CC	1 06051	FINKEN WATER CENTERS	12/05/2022	\$110.20	150983	E 01 100 810 000 000 401	Softener Salt
001		CC	1 06051	FINKEN WATER CENTERS	12/05/2022	\$52.45	150983	E 01 110 810 000 000 401	Softener Salt
001		CC	1 06130	COBORN'S INC.	12/05/2022	\$36.42	151078	E 01 300 790 000 699 401	Extras for meeting in High School
001		CC	1 06186	MNGWL	12/05/2022	\$155.87	151105	E 11 300 294 115 000 369	22/23 Wrestling League Registration (Treat
001		CC	1 06540	KULLY SUPPLY, INC.	12/05/2022	\$149.20	151063	E 01 110 810 000 000 350	T&S Brass B-0541 Elevated Swing Nozzle
001		CC	1 06928	MACGILL & CO.	12/05/2022	\$123.79	151079	E 01 005 720 000 000 401	PO 31111 Health Supplies
001		CC	1 07115	TRAILS	12/05/2022	\$326.78	151066	E 11 300 294 116 000 366	Cross Country State Meet Food
001		CC	1 07639	COLE PAPER	12/05/2022	\$3,935.00	151052	E 01 110 203 000 000 401	PO 31359 Liberty White Copy Paper
001		CC	1 07785	CARIBOU COFFEE CO	12/05/2022	\$32.77	151008	E 11 300 296 126 000 366	Swim/Dive Finals
001		CC	1 07785	CARIBOU COFFEE CO	12/05/2022	\$6.87	151013	E 11 300 296 126 000 366	Swim/Dive Finals
001		CC	1 07785	CARIBOU COFFEE CO	12/05/2022	\$171.78	151073	E 01 300 790 000 699 490	Coffee for High School Meeting
001		CC	1 07866	RBS ACTIVEWEAR	12/05/2022	\$373.60	150986	E 04 500 560 112 321 305	Youth Basketball
001		CC	1 07866	RBS ACTIVEWEAR	12/05/2022	\$422.00	151059	E 04 500 560 000 321 305	BBB clothing
001		CC	1 08198	ROCHESTER TELECOM SYSTEMS INC	12/05/2022	\$31.04	151112	E 01 300 810 000 000 320	HS Long Distance 26
001		CC	1 08198	ROCHESTER TELECOM SYSTEMS INC	12/05/2022	\$4.62	151113	E 04 500 505 000 321 305	CE Long Distance
001		CC	1 08198	ROCHESTER TELECOM SYSTEMS INC	12/05/2022	\$36.32	151118	E 01 110 810 000 000 320	Liberty Long Distance
001		CC	1 08198	ROCHESTER TELECOM SYSTEMS INC	12/05/2022	\$41.39	151120	E 01 100 810 000 000 320	Indy Long Distance
001		CC	1 08198	ROCHESTER TELECOM SYSTEMS INC	12/05/2022	\$48.83	151121	E 01 005 810 000 000 320	DO Long Distance
001		CC	1 08198	ROCHESTER TELECOM SYSTEMS INC	12/05/2022	\$22.00	151123	E 01 201 810 000 000 320	MS Long Distance
001		CC	1 08347	WALMART	12/05/2022	\$29.70	151065	E 01 110 203 902 000 401	Chalk for playground
001		CC	1 08347	WALMART	12/05/2022	\$35.64	151081	E 01 110 203 902 000 401	Chalk for Playground
001		CC	1 08347	WALMART	12/05/2022	\$15.88	151096	E 04 500 580 000 325 430	EC Supplies
001		CC	1 08347	WALMART	12/05/2022	\$116.58	151108	E 01 300 331 000 830 433	FACS Purchase
001		CC	1 08347	WALMART	12/05/2022	\$47.68	151111	E 01 110 201 000 000 430	Kindergarten - 5 senses unit
001		CC	1 08465	INNOVATIVE OFFICE SOLUTIONS	12/05/2022	\$38.96	151026	E 01 300 211 000 000 401	PO 31197 & PO 31011 HS Supplies
001		CC	1 08465	INNOVATIVE OFFICE SOLUTIONS	12/05/2022	\$4.09	151026	E 01 300 211 000 000 401	PO 31197 & PO 31011 HS Supplies
001		CC	1 08465	INNOVATIVE OFFICE SOLUTIONS	12/05/2022	\$4.06	151026	E 01 300 211 000 000 401	PO 31197 & PO 31011 HS Supplies
001		CC	1 08465	INNOVATIVE OFFICE SOLUTIONS	12/05/2022	\$9.44	151026	E 01 300 211 000 000 401	PO 31197 & PO 31011 HS Supplies
001		CC	1 08465	INNOVATIVE OFFICE SOLUTIONS	12/05/2022	\$31.61	151026	E 01 300 211 000 000 401	PO 31197 & PO 31011 HS Supplies
001		CC	1 08465	INNOVATIVE OFFICE SOLUTIONS	12/05/2022	\$34.48	151039	E 01 300 211 000 000 401	PO 31371 HS Supplies
001		CC	1 08465	INNOVATIVE OFFICE SOLUTIONS	12/05/2022	\$8.06	151046	E 01 300 211 000 000 401	PO 31197 HS Supplies
001		CC	1 08497	LEARNING A-Z	12/05/2022	\$592.00	151011	E 01 005 219 000 317 406	PO 31320 ELL Edition/RAZ Plus (Learning
001		CC	1 08952	HOUGHTON MIFFLIN HARCOURT	12/05/2022	\$1,312.50	151068	E 05 300 230 602 302 460	PO 31374 Avancemos 2018 2YR Teacher I
001		CC	1 09044	MENARDS - ELK RIVER	12/05/2022	\$236.59	150977	E 01 005 810 000 000 350	B&G Supplies

Big Lake Public Schools, ISD #727

Payment Reg by Check-No Voids

Payment Date Range: 12/01/2022 - 12/31/2022

Bank	Check No	Ty	Grp Code	Vendor	Pay/Void Date	Amount	Voucher #	Account Code	Description
001		CC	1 09044	MENARDS - ELK RIVER	12/05/2022	\$169.19	151054	E 01 100 810 000 000 350	B&G Supplies
001		CC	1 09044	MENARDS - ELK RIVER	12/05/2022	\$263.16	151054	E 01 005 810 000 000 350	B&G Supplies
001		CC	1 09044	MENARDS - ELK RIVER	12/05/2022	\$58.28	151054	E 01 005 810 000 000 350	B&G Supplies
001		CC	1 09044	MENARDS - ELK RIVER	12/05/2022	\$10.82	151054	E 01 300 810 000 000 350	B&G Supplies
001		CC	1 09044	MENARDS - ELK RIVER	12/05/2022	\$132.59	151115	E 01 005 810 000 000 401	B&G Supplies
001		CC	1 09044	MENARDS - ELK RIVER	12/05/2022	\$111.77	151115	E 01 100 810 000 000 350	B&G Supplies
001		CC	1 09217	HORIZON COMMERCIAL POOL SUPPL	12/05/2022	\$83.21	151089	E 01 300 810 000 000 404	HS B&G Supplies
001		CC	1 09612	IXL LEARNING	12/05/2022	\$1,080.00	151055	E 05 005 630 000 795 406	PO 31366 Upgrade LES/Add Science and
001		CC	1 09728	FEDERATED CO-OPS	12/05/2022	\$1,236.21	151023	E 01 005 810 000 000 440	Fuel October 2022
001		CC	1 10338	ADAM'S PEST CONTROL, INC.	12/05/2022	\$52.00	150984	E 01 110 810 000 000 305	Liberty B&G Inspection
001		CC	1 10338	ADAM'S PEST CONTROL, INC.	12/05/2022	\$41.60	150987	E 01 100 810 000 000 305	Indy B&G Inspection
001		CC	1 10338	ADAM'S PEST CONTROL, INC.	12/05/2022	\$52.00	150991	E 01 300 810 000 000 305	HS B&G Inspection
001		CC	1 10338	ADAM'S PEST CONTROL, INC.	12/05/2022	\$52.00	150992	E 01 201 810 000 000 305	MS B&G Inspection
001		CC	1 10338	ADAM'S PEST CONTROL, INC.	12/05/2022	\$41.60	151093	E 01 300 810 000 000 305	HS B&G Supplies
001		CC	1 10512	CASEY'S	12/05/2022	\$96.12	151070	E 01 110 203 902 000 490	Staff dinner during conferences 27
001		CC	1 10512	CASEY'S	12/05/2022	\$145.90	151075	E 01 110 203 902 000 490	Staff dinner during conferences
001		CC	1 10512	CASEY'S	12/05/2022	\$31.12	151126	E 01 110 203 902 000 490	Staff dinner during conferences
001		CC	1 10553	VEX ROBOTICS	12/05/2022	\$1,188.07	151031	E 01 100 203 312 000 401	PO 30957 IQ Controller/IQ Robot Brain - 21
001		CC	1 10553	VEX ROBOTICS	12/05/2022	\$342.82	151095	E 01 201 256 000 000 430	PO 31338 MS Shop Supplies
001		CC	1 10575	CONSTANT CONTACT	12/05/2022	\$195.00	151098	E 04 500 505 000 321 305	CE Marketing
001		CC	1 10738	KWIK TRIP EXTENDED NETWORK	12/05/2022	\$50.16	151067	E 01 300 790 000 699 490	Donuts for High School Meeting
001		CC	1 12031	LANGUAGELINE Solutions	12/05/2022	\$75.05	151037	E 01 110 219 000 317 358	Interpreter
001		CC	1 12031	LANGUAGELINE Solutions	12/05/2022	\$244.90	151047	E 01 110 219 000 317 358	Interpreter
001		CC	1 12031	LANGUAGELINE Solutions	12/05/2022	\$71.10	151057	E 01 110 219 000 317 358	Interpreter
001		CC	1 12031	LANGUAGELINE Solutions	12/05/2022	\$15.80	151061	E 01 110 219 000 317 358	Interpreter
001		CC	1 12031	LANGUAGELINE Solutions	12/05/2022	\$23.70	151080	E 01 110 219 000 317 358	Interpreter
001		CC	1 12031	LANGUAGELINE Solutions	12/05/2022	\$15.80	151110	E 01 110 219 000 317 358	Interpretor
001		CC	1 12100	BRUEGGERS BAGELS	12/05/2022	\$21.13	151010	E 11 300 296 126 000 366	Swim/Dive Finals
001		CC	1 12101	OLIVE GARDEN	12/05/2022	\$100.43	151000	E 11 300 296 126 000 366	Swim/Dive Finals
001		CC	1 12106	H & L MESABI COMPANY	12/05/2022	\$1,132.00	150978	E 01 005 810 000 000 401	B&G supplies
001		CC	1 12129	SIPTRUNK, INC	12/05/2022	\$70.02	151102	E 01 005 630 000 000 320	Backup Phones
001		CC	1 12236	HEALY AWARDS INC	12/05/2022	\$1,952.90	151122	E 05 300 292 000 302 530	Athletics Supplies
001		CC	1 12304	SAM'S CLUB	12/05/2022	\$138.24	151074	E 04 500 505 000 321 490	CE Food
001		CC	1 12317	GRADUATE COMMONS HOTEL	12/05/2022	\$374.02	150997	E 11 300 296 126 000 366	Swim/Dive Finals
001		CC	1 12317	GRADUATE COMMONS HOTEL	12/05/2022	\$428.06	151003	E 11 300 296 126 000 366	Swim/Dive Finals

Big Lake Public Schools, ISD #727

Payment Reg by Check-No Voids

Payment Date Range: 12/01/2022 - 12/31/2022

Bank	Check No	Ty	Grp	Code	Vendor	Pay/Void Date	Amount	Voucher #	Account Code	Description
001		CC	1	12318	PANDA Express	12/05/2022	\$51.45	151016	E 11 300 296 126 000 366	Swim/Dive Finals
001		CC	1	12409	FACEBOOK	12/05/2022	\$0.13	150999	E 01 005 107 000 000 305	District Communications
001		CC	1	12409	FACEBOOK	12/05/2022	\$1.90	151006	E 01 005 107 000 000 305	District Communications
001		CC	1	12463	WIX.COM	12/05/2022	\$32.70	150975	E 01 300 790 000 699 406	website builder biglakespc.com
001		CC	1	12510	BEST BUY BUSINESS ADVANTAGE AC	12/05/2022	\$1,804.61	151038	E 05 005 630 000 795 556	65" Tv (4 and special delivery)
001		CC	1	12510	BEST BUY BUSINESS ADVANTAGE AC	12/05/2022	\$2,496.94	151042	E 05 005 630 000 795 556	55" Tv (2 with custom delivery)
001		CC	1	12511	PANERA BREAD	12/05/2022	\$56.21	151025	E 01 300 790 000 699 490	Food for a meeting
001		CC	1	12531	FIRST FOR INSPIRATION	12/05/2022	\$6,000.00	151058	E 11 300 291 160 000 820	Robotics Competition
001		CC	1	12574	SMART CARE EQUIPMENT SOLUTIONS	12/05/2022	\$497.01	151083	E 01 110 810 354 000 350	Liberty B&G Repairs
001		CC	1	12598	WEVIDEO	12/05/2022	\$299.00	151001	E 11 201 290 000 000 401	YB class
001		CC	1	12712	ILLUMINATE EDUCATION, INC.	12/05/2022	\$12,677.53	151051	E 01 110 203 012 160 406	PO 31390 Illuminate Education
001		CC	1	12712	ILLUMINATE EDUCATION, INC.	12/05/2022	\$12,677.53	151051	E 01 100 203 012 160 406	PO 31390 Illuminate Education
001		CC	1	12712	ILLUMINATE EDUCATION, INC.	12/05/2022	\$12,677.53	151051	E 01 201 208 012 160 406	PO 31390 Illuminate Education
001		CC	1	12712	ILLUMINATE EDUCATION, INC.	12/05/2022	\$12,677.54	151051	E 01 300 211 012 160 406	PO 31390 Illuminate Education
001		CC	1	12726	SEESAW FOR SCHOOLS	12/05/2022	\$686.81	151087	E 04 500 580 000 325 305	EC Parent Communications
001		CC	1	12726	SEESAW FOR SCHOOLS	12/05/2022	\$686.81	151087	E 04 500 596 000 344 305	EC Parent Communications
001		CC	1	12808	EDPUZZLE	12/05/2022	\$12.50	151040	E 01 201 270 000 000 430	Pintok monthly renewal
001		CC	1	12808	EDPUZZLE	12/05/2022	\$12.50	151043	E 01 201 270 000 000 430	Browen monthly renewal
001		CC	1	12871	ZOOM US	12/05/2022	\$16.09	151048	E 01 005 630 000 000 401	Monthly meeting
001		CC	1	12891	WILSON LANGUAGE TRAINING	12/05/2022	\$1,110.00	151085	E 05 110 203 601 302 460	PO 30980 Liberty Supplies
001		CC	1	12891	WILSON LANGUAGE TRAINING	12/05/2022	\$3,280.00	151085	E 05 110 203 601 302 460	PO 30980 Liberty Supplies
001		CC	1	12891	WILSON LANGUAGE TRAINING	12/05/2022	\$1,440.00	151085	E 05 110 203 603 302 460	PO 30980 Liberty Supplies
001		CC	1	12891	WILSON LANGUAGE TRAINING	12/05/2022	\$130.00	151085	E 05 110 203 601 302 460	PO 30980 Liberty Supplies
001		CC	1	12891	WILSON LANGUAGE TRAINING	12/05/2022	\$450.00	151085	E 05 110 203 601 302 460	PO 30980 Liberty Supplies
001		CC	1	12891	WILSON LANGUAGE TRAINING	12/05/2022	\$180.00	151085	E 05 110 203 601 302 460	PO 30980 Liberty Supplies
001		CC	1	12891	WILSON LANGUAGE TRAINING	12/05/2022	\$1,215.00	151085	E 05 110 203 601 302 460	PO 30980 Liberty Supplies
001		CC	1	12891	WILSON LANGUAGE TRAINING	12/05/2022	\$1,944.00	151085	E 05 110 203 602 302 460	PO 30980 Liberty Supplies
001		CC	1	12891	WILSON LANGUAGE TRAINING	12/05/2022	\$1,944.00	151085	E 05 110 203 602 302 460	PO 30980 Liberty Supplies
001		CC	1	12891	WILSON LANGUAGE TRAINING	12/05/2022	\$1,728.00	151085	E 05 110 203 602 302 460	PO 30980 Liberty Supplies
001		CC	1	12891	WILSON LANGUAGE TRAINING	12/05/2022	\$1,944.00	151085	E 05 110 203 602 302 460	PO 30980 Liberty Supplies
001		CC	1	12891	WILSON LANGUAGE TRAINING	12/05/2022	\$1,728.00	151085	E 05 110 203 602 302 460	PO 30980 Liberty Supplies
001		CC	1	12891	WILSON LANGUAGE TRAINING	12/05/2022	\$1,367.45	151085	E 05 110 203 601 302 460	PO 30980 Liberty Supplies
001		CC	1	12897	FASTMODEL HOLDINGS, LLC	12/05/2022	\$124.99	151041	E 11 300 294 112 000 401	FastDraw Essentials - 1 Year Subscription
001		CC	1	12986	SCAN AIR FILTER	12/05/2022	\$1,323.31	151100	E 01 100 810 000 000 401	PO 31333 Indy Filters
001		CC	1	13024	MSHSL.ORG	12/05/2022	\$12.00	151021	E 11 300 292 000 000 366	Swim/Dive Finals 11/16/2022

Big Lake Public Schools, ISD #727

Payment Reg by Check-No Voids

Payment Date Range: 12/01/2022 - 12/31/2022

Bank	Check No	Ty	Grp	Code	Vendor	Pay/Void Date	Amount	Voucher #	Account Code	Description
001		CC	1	13024	MSHSL.ORG	12/05/2022	\$12.00	151028	E 11 300 296 126 000 366	Swim/Dive Finals
001		CC	1	13024	MSHSL.ORG	12/05/2022	\$9.00	151030	E 11 300 296 126 000 366	Swim/Dive Finals
001		CC	1	13072	CINTAS CORPORATION NO 2	12/05/2022	\$126.26	151035	E 01 300 810 350 000 305	Uniform Services October 2022
001		CC	1	13072	CINTAS CORPORATION NO 2	12/05/2022	\$128.03	151035	E 01 100 810 350 000 305	Uniform Services October 2022
001		CC	1	13072	CINTAS CORPORATION NO 2	12/05/2022	\$128.03	151035	E 01 201 810 350 000 305	Uniform Services October 2022
001		CC	1	13072	CINTAS CORPORATION NO 2	12/05/2022	\$129.81	151035	E 01 110 810 350 000 305	Uniform Services October 2022
001		CC	1	13072	CINTAS CORPORATION NO 2	12/05/2022	\$129.90	151101	E 01 300 810 350 000 305	Uniform Services September 2022
001		CC	1	13072	CINTAS CORPORATION NO 2	12/05/2022	\$146.76	151101	E 01 100 810 350 000 305	Uniform Services September 2022
001		CC	1	13072	CINTAS CORPORATION NO 2	12/05/2022	\$138.74	151101	E 01 201 810 350 000 305	Uniform Services September 2022
001		CC	1	13072	CINTAS CORPORATION NO 2	12/05/2022	\$77.60	151101	E 01 110 810 350 000 305	Uniform Services September 2022
001		CC	1	13136	QDOBA	12/05/2022	\$34.52	151002	E 11 300 296 126 000 366	Swim/Dive Finals
001		CC	1	13138	CHICK-FIL-A	12/05/2022	\$57.48	151005	E 11 300 296 126 000 366	Swim/Dive Finals
001		CC	1	13141	CANVA	12/05/2022	\$119.99	151036	E 04 500 505 000 321 305	CE Marketing
001		CC	1	13142	NOODLES & CO	12/05/2022	\$103.09	151071	E 11 300 294 116 000 366	CC State Meet Food
001		CC	1	13149	ECONO SIGN & BARRICADE, LLC	12/05/2022	\$329.08	151024	E 05 005 865 000 352 401	H&S PPE
001		CC	1	13166	LRS OF MINNESOTA, LLC	12/05/2022	\$864.24	150985	E 01 300 810 000 000 333	Waste Services plus CC fee
001		CC	1	13166	LRS OF MINNESOTA, LLC	12/05/2022	\$698.09	150985	E 01 201 810 000 000 333	Waste Services plus CC fee
001		CC	1	13166	LRS OF MINNESOTA, LLC	12/05/2022	\$824.75	150985	E 01 100 810 000 000 333	Waste Services plus CC fee
001		CC	1	13166	LRS OF MINNESOTA, LLC	12/05/2022	\$887.71	150985	E 01 110 810 000 000 333	Waste Services plus CC fee
001		CC	1	13166	LRS OF MINNESOTA, LLC	12/05/2022	\$132.65	150985	E 01 005 810 000 000 333	Waste Services plus CC fee
001		CC	1	13166	LRS OF MINNESOTA, LLC	12/05/2022	\$97.11	150985	E 01 005 810 000 000 333	Waste Services plus CC fee
001		CC	1	13185	PATRIOT NEWS MN	12/05/2022	\$397.50	150990	E 01 005 110 000 000 305	Nov 19, Legal (Week 1)
001		CC	1	13185	PATRIOT NEWS MN	12/05/2022	\$167.50	151060	E 01 005 010 000 000 305	Nov 5, Legal (Week 1)
001		CC	1	13185	PATRIOT NEWS MN	12/05/2022	\$180.00	151084	E 01 005 105 099 000 305	General Election Oct 22/29
001		CC	1	13185	PATRIOT NEWS MN	12/05/2022	\$360.00	151103	E 06 005 870 000 000 305	Indy Elem Bids Oct 15/22
001		CC	1	13185	PATRIOT NEWS MN	12/05/2022	\$57.50	151124	E 01 005 010 000 000 305	Oct 22 Legal
001		CC	1	13226	NINJA ANYWHERE LLC	12/05/2022	\$720.00	151056	E 04 500 570 000 321 369	KC Field Trip
001		CC	1	13236	PREP SPOTLIGHT	12/05/2022	\$7.54	151004	E 01 005 110 999 000 401	Athletics
001		CC	1	13360	ADOBE STOCK	12/05/2022	\$29.99	150973	E 04 500 505 000 321 305	CE Communications
001		CC	1	13361	ADOBE CREATIVE CLOUD	12/05/2022	\$29.99	150974	E 01 005 107 000 000 305	District Communications
001		CC	1	13369	WRUCK SEWER PORTABLE RENTAL, I	12/05/2022	\$146.25	150993	E 04 500 505 000 321 350	CE & Athletics Rental
001		CC	1	13369	WRUCK SEWER PORTABLE RENTAL, I	12/05/2022	\$126.50	150993	E 11 300 292 000 000 335	CE & Athletics Rental
001		CC	1	13369	WRUCK SEWER PORTABLE RENTAL, I	12/05/2022	\$601.25	150996	E 04 500 505 000 321 335	CE & Athletics Rental
001		CC	1	13369	WRUCK SEWER PORTABLE RENTAL, I	12/05/2022	\$424.75	150996	E 11 300 292 000 000 335	CE & Athletics Rental
001		CC	1	13369	WRUCK SEWER PORTABLE RENTAL, I	12/05/2022	\$715.00	151117	E 04 500 505 000 321 335	CE Football Event at Liberty

Big Lake Public Schools, ISD #727

Payment Reg by Check-No Voids

Payment Date Range: 12/01/2022 - 12/31/2022

Bank	Check No	Ty	Grp Code	Vendor	Pay/Void Date	Amount	Voucher #	Account Code	Description
001		CC	1 13448	ANKER	12/05/2022	\$9,580.48	151053	E 05 005 630 000 795 466	USB-C HUB FOR TEACHER MACBOOKS
001		CC	1 13448	ANKER	12/05/2022	(\$658.03)	151053	E 05 005 630 000 795 466	Tax Refund
001		CC	1 13461	SAFETY SPEED CUT MFG. CO., INC.	12/05/2022	\$251.21	151022	E 01 300 361 000 830 433	PO 31377 PS 12 Counter Balance for the t
001		CC	1 13478	CRAFT COUNTRY	12/05/2022	\$260.00	151116	E 01 300 211 212 000 305	Framed Diplomas
001		CC	1 13479	BURGER KING	12/05/2022	\$15.97	151007	E 11 300 296 126 000 366	Swim/Dive Finals
001		CC	1 13480	BLAZE PIZZA	12/05/2022	\$65.41	151014	E 11 300 296 126 000 366	Swim/Dive Finals
001		CC	1 13481	MCDONALDS	12/05/2022	\$32.56	151015	E 11 300 296 126 000 366	Swim/Dive Finals
001		CC	1 13482	ARBYS	12/05/2022	\$58.30	151018	E 11 300 296 126 000 366	Swim/Dive Finals
001		CC	1 13483	UPRINTING	12/05/2022	\$124.51	151019	E 01 300 790 000 699 401	cards
001		CC	1 13484	STICKER MULE	12/05/2022	\$613.00	151027	E 01 300 790 000 699 401	Stickers for grant
001		CC	1 13485	SMUGMUG.COM	12/05/2022	\$10.00	151062	E 11 300 292 000 000 401	Single Photo Download
001		CC	1 13486	BUGGIES UNLIMITED	12/05/2022	\$107.94	151064	E 11 300 298 000 000 401	PO 31380 Replacement Flip portion for rea
001		CC	1 13488	ACCURATE HOME CARE	12/05/2022	\$757.68	151097	E 12 110 412 000 740 394	HC-September

Check Total: \$197,114.29

Bank 001 Total:

Report Total:

Employee (Last, First Name)	Position	Building	Effective Date	Action Type
Dziuk, Michael	Custodian	Liberty	11/10/2022	Resignation
Jude, Kerry	Teacher	Liberty	02/13/2023	Retirement
Seiler, Douglas	Building Substitute	Independence	12/20/2022	New Hire
Bunkers, Allison	Long-term Substitute Teacher	Liberty	01/03/2023	New Hire
Freund, Mindy	Asst Gymnastics Coach	Community Ed	12/01/2022	New Hire
Schrupp, Troy	Wrestling Coach	Middle School	11/21/2022	Transfer
Stodola, Samantha	Paraeducator	High School	01/03/2023	Resignation
Poe, Garrett	Long-term Substitute Teacher	High School	01/03/2023	New Hire
Sunnarborg, Betty	Long-term Substitute Teacher	High School	12/19/2022	Transfer
Rupar, Kendall	Paraeducator	Liberty	01/03/2023	Transfer
Classen, Andria	School Monitor	Independence	12/22/2022	Resignation



Policy 438
Adopted: 8.23.07
Reviewed: 1.5.15
Revised: 2.26.15
Reviewed: 5.25.17
Revised:

NON-SCHOOL SPONSORED SOLICITATIONS BY STAFF MEMBERS

A Big Lake Schools staff member shall not use his/her position with parents or students to solicit purchases of services or materials except those approved by the Superintendent.

***Rationale:** Big Lake Schools, shall operate in accordance with the highest legal and ethical standards.*



Policy 531
Adopted: 5.24.07
Reviewed: 4.6.15
Revised: 5.28.15
Reviewed: 8.24.17
Revised:

PLEDGE OF ALLEGIANCE

I. PURPOSE

The school board recognizes the need to display an appropriate United States flag and to provide instruction to students in the proper etiquette, display, and respect of the flag. The purpose of this policy is to provide for recitation of the Pledge of Allegiance and instruction in school to help further that end.

II. GENERAL STATEMENT OF POLICY

Students in this school district shall recite the Pledge of Allegiance to the flag of the United States of America one or more times each week. The recitation shall be conducted:

- A. By each individual classroom teacher or the teacher's surrogate; or
- B. Over a school communication system by a person designated by the school principal or other person having administrative control over the school.

III. EXCEPTIONS

Anyone who does not wish to participate in reciting the Pledge of Allegiance for any personal reasons may elect not to do so. Students and school personnel must respect another person's right to make that choice.

IV. INSTRUCTION

Students will be instructed in the proper etiquette toward, correct display of, and respect for the flag, and in patriotic exercises.

Legal Reference: Minn. Stat. § 121A.11, Subd. 3 and Subd. 4 (United States Flag)

Cross References: None



CURRICULUM DEVELOPMENT

I. PURPOSE

The purpose of this policy is to provide direction for continuous review and improvement of the school curriculum.

II. GENERAL STATEMENT OF POLICY

Curriculum development shall be directed toward the fulfillment of the goals and objectives of the education program of the school district.

III. RESPONSIBILITY

The superintendent shall be responsible for curriculum development and for determining the most effective way of conducting research on the school district's curriculum needs and establishing a long range curriculum development program. Timelines shall be determined by the superintendent that will provide for periodic reviews of each curriculum area.

IV. DISTRICT ADVISORY COMMITTEE

- A. The school board shall establish an advisory committee to ensure active community participation in all phases of planning and improving the instruction and curriculum affecting state and district academic standards.
- B. The district advisory committee, to the extent possible, shall reflect the diversity of the district and its school sites, include teachers, parents, support staff, students, and other community residents, and provide translation to the extent appropriate and practicable. Whenever possible, parents and other community residents shall comprise at least two-thirds of advisory committee members.
- C. The district advisory committee shall pursue community support to accelerate the academic and native literacy and achievement of English learners with varied needs, from young children to adults, consistent with Minnesota Statutes section 124D.59, subdivisions 2 and 2a.
- D. The district may establish site teams as subcommittees of the district advisory committee.
- E. The district advisory committee shall recommend to the school board
 - 1) rigorous academic standards, student achievement goals and measures consistent with Minnesota Statutes section 120B.11, subdivision 1a, section 120B.022, subdivisions 1a and 1b, and section 120B.35,
 - 2) district assessments,
 - 3) means to improve students' equitable access to effective and more diverse teachers, and
 - 4) program evaluations.
- F. School sites may expand upon district evaluations of instruction, curriculum, assessments, or programs.

V. SCHOOL SITE TEAM

Each school must establish a site team to develop and implement strategies and education effectiveness practices to improve instruction, curriculum, cultural competencies, including cultural awareness and cross-cultural communication, and student achievement at the school site.³⁴ The site team must include an equal number

of teachers and administrators and at least one parent. The site team advises the board and the advisory committee about developing the annual budget and creates an instruction and curriculum improvement plan to align curriculum, assessment of student progress, and growth in meeting state and district academic standards and instruction.

VI. CURRICULUM DEVELOPMENT PROCESS

- A. Within the ongoing process of curriculum development, the following needs shall be addressed
- 1) Provide for articulation of courses of study from kindergarten through grade twelve
 - 2) Identify minimum objectives for each course and at each elementary grade level
 - 3) Provide for continuing evaluation of programs for the purpose of attaining school district objectives
 - 4) Provide a program for ongoing monitoring of student progress
 - 5) Provide for specific, particular, and special needs of all members of the student community
 - 6) Develop a local literacy plan to have every child reading at or above grade level no later than the end of grade 3, including English learners, and teachers providing comprehensive, scientifically based reading instruction consistent with law.
 - 7) Integrate required and elective course standards in the scope and sequence of the district curriculum
 - 8) Meet all applicable requirements of the Minnesota Department of Education and federal law
- B. Students identified as not reading at grade level by the end of kindergarten, grade 1, and grade 2 must be screened for characteristics of dyslexia. Students in grade 3 or higher who demonstrate a reading difficulty to a classroom teacher must be screened for characteristics of dyslexia, unless a different reason for the reading difficulty has been identified. See Minnesota Statutes section 120B.12, Subd. 2.
- C. Students who do not meet or exceed Minnesota academic standards, as measured by the Minnesota Comprehensive Assessments that are administered during high school, shall be informed that admission to a public school is free and available to any resident under 21 years of age or who meets the requirements of Minnesota Statutes section 120A.20, Subd. 1(c). A student's plan under this section shall continue while the student is enrolled.
- D. The superintendent shall be responsible for keeping the school board informed of all state-mandated curriculum changes, as well as recommended discretionary changes, and for periodically presenting recommended modifications for school board review and approval.
- E. The superintendent shall have discretionary authority to develop guidelines and directives to implement school board policy relating to curriculum development.

Legal References: Minn. Stat. § 120B.10 (Findings; Improving Instruction and Curriculum)
Minn. Stat. § 120B.11 (School District Process)
Minn. Stat. § 120B.12 (Reading Proficiently No Later than the End of Grade 3)
Minn. Stat. § 120B.125(f) (Planning for Students' Successful Transition to Postsecondary Education and Employment)
Minn. Rules Part 3500.0550 (Inclusive Educational Program)

Minn. Rules Parts 3501.0640-3501.0655 (Academic Standards for Language Arts)
Minn. Rules Parts 3501.0700-3501.0745 (Academic Standards for Mathematics)
Minn. Rules Part 3501.0820 (Academic Standards for the Arts)
Minn. Rules Parts 3501.0900-3501.0955 (Academic Standards in Science)
Minn. Rules Parts 3501.1200-3501.1210 (Academic Standards for English Language Development)
Minn. Rules Parts 3501.1300-3501.1345 (Academic Standards for Social Studies)
Minn. Rules Parts 3501.1400-3501.1410 (Academic Standards for Physical Education)
20 U.S.C. § 6301, *et seq.* (Every Student Succeeds Act)

Cross References: MSBA/MASA Model Policy 604 (Instructional Curriculum)
MSBA/MASA Model Policy 605 (Alternative Programs)
MSBA/MASA Model Policy 613 (Graduation Requirements)
MSBA/MASA Model Policy 614 (School District Testing Plan and Procedure)
MSBA/MASA Model Policy 615 (Testing Accommodations, Modifications, and Exemptions for IEPs, Section 504 Plans, and LEP Students)
MSBA/MASA Model Policy 616 (School District System Accountability)
MSBA/MASA Model Policy 618 (Assessment of Student Achievement)
MSBA/MASA Model Policy 619 (Staff Development for Standards)
MSBA/MASA Model Policy 620 (Credit for Learning)
MSBA/MASA Model Policy 623 (Mandatory Summer School Instruction)



INSTRUCTIONAL CURRICULUM

I. PURPOSE

The purpose of this policy is to provide for the development of course offerings for students

II. GENERAL STATEMENT OF POLICY

- A. Instruction must be provided in at least the following subject areas:
 - 1) Language arts and basic communication skills including reading and writing, literature, and fine arts;
 - 2) Mathematics and science;
 - 3) Social studies, including history, geography, economics, government, and citizenship that include civics;
 - 4) Health and physical education;
 - 5) The arts;
 - 6) Career and technical education; and
 - 7) World languages.
- B. The basic instructional program shall include all courses required for each grade level by the Minnesota Department of Education and all courses required in all elective subject areas. The instructional approach will be nonsexist and multicultural.
- C. Elementary and middle schools shall offer at least three, and require at least two, of the following four art areas: dance, music, theater, and visual arts. High schools shall offer at least three, and require at least one, of the following five art areas: media arts, dance, music, theater, and visual arts.
- D. The school board, at its discretion, may offer additional courses in the instructional program at any grade level.
- E. Each instructional program shall be planned for optimal benefit taking into consideration the financial condition of the school district and other relevant factors. Each program plan should contain goals and objectives, materials, minimum student competency levels, and methods for student evaluation.
- F. The superintendent shall have discretionary authority to develop guidelines and directives to implement school board policy relating to instructional curriculum.

III. PARENTAL CURRICULUM REVIEW

The school district shall have a procedure for a parent, guardian, or an adult student, 18 years of age or older, to review the content of the instructional materials to be provided to a minor child or to an adult student and, if the parent, guardian, or adult student objects to the content, to make reasonable arrangements with school personnel for alternative instruction. Alternative instruction may be provided by the parent, guardian, or adult student if the alternative instruction, if any, offered by the school board does not meet the concerns of the parent, guardian, or adult student. The school board is not required to pay for the costs of alternative instruction provided by a parent, guardian, or adult student. School personnel may

not impose an academic or other penalty upon a student merely for arranging alternative instruction under this section. School personnel may evaluate and assess the quality of the student's work.

IV. CPR AND AED INSTRUCTION

The school district will provide onetime cardiopulmonary resuscitation (CPR) and automatic external defibrillator (AED) instruction as part of its grade 7 to 12 curriculum

- A. In the school district's discretion, training and instruction may result in CPR certification.
- B. CPR and AED instruction must include CPR and AED training that have been developed:
 - 1) by the American Heart Association or the American Red Cross and incorporate psychomotor skills to support the instruction; or
 - 2) using nationally recognized, evidence-based guidelines for CPR and incorporate psychomotor skills to support the instruction. "Psychomotor skills" means hands-on practice to support cognitive learning; it does not mean cognitive-only instruction and training.
- C. The school district may use community members such as emergency medical technicians, paramedics, police officers, firefighters, and representatives of the Minnesota Resuscitation Consortium, the American Heart Association, or the American Red Cross, among others, to provide instruction and training.
- D. A school administrator may waive this curriculum requirement for a high school transfer student regardless of whether or not the student previously received instruction under this section, an enrolled student absent on the day the instruction occurred under this section, or an eligible student who has a disability.

V. COLLEGE AND CAREER PLANNING

- A. The school district shall assist all students by no later than grade 9 to explore their educational college and career interests, aptitudes, and aspirations and develop a plan for a smooth and successful transition to postsecondary education or employment. All students' plans must:
 - 1) provide a comprehensive plan to prepare for and complete career and college-ready curriculum by meeting state and local academic standards and developing career and employment-related skills such as teamwork, collaboration, creativity, communication, critical thinking, and good work habits;
 - 2) emphasize academic rigor and high expectations and inform the student and the student's parent or guardian, if the student is a minor, of the student's achievement level score on the Minnesota Comprehensive Assessments that are administered during high school;
 - 3) help students identify interests, aptitudes, aspirations, and personal learning styles that may affect their career and college-ready goals and postsecondary education and employment choices;
 - 4) set appropriate career and college-ready goals with timelines that identify effective means for achieving those goals;
 - 5) help students access education and career options;
 - 6) integrate strong academic content into career-focused courses and applied and experiential learning opportunities and integrate relevant career-

focused courses and applied and experiential learning opportunities into strong academic content;

- 7) help identify and access appropriate counseling and other supports and assistance that enable students to complete required coursework, prepare for postsecondary education and careers, and obtain information about postsecondary education costs and eligibility for financial aid and scholarship;
 - 8) help identify collaborative partnerships among pre-kindergarten through grade 12 schools, postsecondary institutions, economic development agencies, and local and regional employers that support students' transitions to postsecondary education and employment and provide students with applied and experiential learning opportunities; and
 - 9) be reviewed and revised at least annually by the student, the student's parent or guardian, and the school district to ensure that the student's course-taking schedule keeps the student making adequate progress to meet state and local academic standards and high school graduation requirements and with a reasonable chance to succeed with employment or postsecondary education without the need to first complete remedial course work.
- B. The school district may develop grade-level curricula or provide instruction that introduces students to various careers, but must not require any curriculum, instruction, or employment-related activity that obligates an elementary or secondary student to involuntarily select or pursue a career, career interest, employment goals, or related job training.
 - C. Educators must possess the knowledge and skills to effectively teach all English learners in their classrooms. School districts must provide appropriate curriculum, targeted materials, professional development opportunities for educators, and sufficient resources to enable English learners to become career and college-ready.
 - D. When assisting students in developing a plan for a smooth and successful transition to postsecondary education and employment, school districts must recognize the unique possibilities of each student and ensure that the contents of each student's plan reflect the student's unique talents, skills, and abilities as the student grows, develops, and learns.
 - E. If a student with a disability has an Individualized Education Program (IEP) or standardized written plan that meets the plan components herein, the IEP satisfies the requirement, and no additional transition plan is needed.
 - F. Students who do not meet or exceed the Minnesota Academic Standards, as measured by the Minnesota Comprehensive Assessments that are administered during high school, shall be informed that admission to a public school is free and available to any resident under 21 years of age or who meets the requirements of the compulsory attendance law. A student's plan under this provision shall continue while a student is enrolled.

VI. CIVICS TEST

- A. A student enrolled in a public school must correctly answer at least 30 of 50 civics test questions. A school or district may record on a student's transcript that the student answered at least 30 of 50 civics test questions correctly.
- B. "Civics test questions" means 50 of the 100 questions that, as of January 1, 2015, United States Citizenship and Immigration Services officers use to select the questions they pose to applicants for naturalization so the applicants can demonstrate their knowledge and understanding of the

fundamentals of United States history and government, as required by federal law. The Learning Law and Democracy Foundation, in consultation with Minnesota civics teachers, must select by July 1 each year 50 of the 100 questions under this paragraph to serve as the state's civics test questions for the proximate school year and immediately transmit the 50 selected civics test questions to MDE and to the Legislative Coordinating Commission, which must post the 50 questions it receives on the Minnesota's Legacy website by August 1 of that year.

- C. The school district may exempt a student with disabilities from this requirement if the student's IEP team determines the requirement is inappropriate and establishes an alternative requirement.
- D. The school district may administer the civics test questions in a language other than English to students who qualify for English learner services.
- E. The school district may administer civics test questions as part of the social studies curriculum.
- F. The school district must not prevent a student from graduating or deny a student a high school diploma for failing to correctly answer at least 30 of 50 civics test questions.
- G. The school district cannot charge a fee related to this requirement.

Legal References: Minn. Stat. § 120A.20 (Parental Curriculum Review)
Minn. Stat. § 120A.22 (Compulsory Instruction)
Minn. Stat. § 120B.021 (Required Academic Standards)
Minn. Stat. § 120B.022 (Elective Standards)
Minn. Stat. § 120B.125 (Planning for Students' Successful Transition to Postsecondary Education and Employment; (Personal Learning Plans)
Minn. Stat. § 120B.236 (Cardiopulmonary Resuscitation and Automatic External Defibrillator Instruction)

Cross References: MSBA/MASA Model Policy 603 (Curriculum Development)
MSBA/MASA Model Policy 605 (Alternative Programs)

The following resolution was moved by _____ and seconded by _____:

RESOLUTION ACCEPTING DONATIONS

WHEREAS, Minnesota Statutes 123B.02, Subd. 6 provides: “The board may receive, for the benefit of the district, bequests, donations, or gifts for any proper purpose and apply the same to the purpose designated. In that behalf, the board may act as trustee of any trust created for the benefit of the district, or for the benefit of pupils thereof, including trusts created to provide pupils of the district with advanced education after completion of high school, in the advancement of education.”; and

WHEREAS, Minnesota Statutes 465.03 provides: “Any city, county, school district or town may accept a grant or devise of real or personal property and maintain such property for the benefit of its citizens in accordance with the terms prescribed by the donor. Nothing herein shall authorize such acceptance or use for religious or sectarian purposes. Every such acceptance shall be by resolution of the governing body adopted by a two-thirds majority of its members, expressing such terms in full.”; and

WHEREAS, every such acceptance shall be by resolution of the governing body adopted by a two-thirds majority of its members, expressing such terms in full;

THEREFORE, BE IT RESOLVED, that the School Board of Big Lake Schools, ISD 727, gratefully accepts the following donations as identified below:

Donor	Item	Designated Purpose (if any)
Heather Gardner	Anthem ATB-3 Trombone valued at \$1,000.00	Middle School band program
Elementary PTO	\$2,780.00	Transportation for 2 nd grade visit to Independence; in-house field trips; lounge make-over
Bounce Back Project	Simple Dimple fidgets valued at \$21.00	For staff to support their own resilience
Sara Edgar	Hats valued at \$15.99	For students in need at Independence Elementary STEM
Mathison Motors	Winter clothing	Students in need at Independence
Frozen Spoon	\$200.00	Angel Account
Kristen Hanson	\$200.00	Angel Account
Mathison Motors	Winter clothing and clothing for the health assistant office, valued at \$500.00	Students in need at Liberty
Sara Edgar	Snow pants valued at \$20.20	Early Childhood student in need
Anonymous Community Member	New toys valued at \$1,000.00	For students in need
Riverside Church	60 \$100 Walmart Gift Cards	For families in need

The vote on adoption of the Resolution was as follows:

Aye:

Nay:

Absent:

Whereupon, said Resolution was declared duly adopted on December 15, 2022.

School Board Financial Report

December 15th, 2022

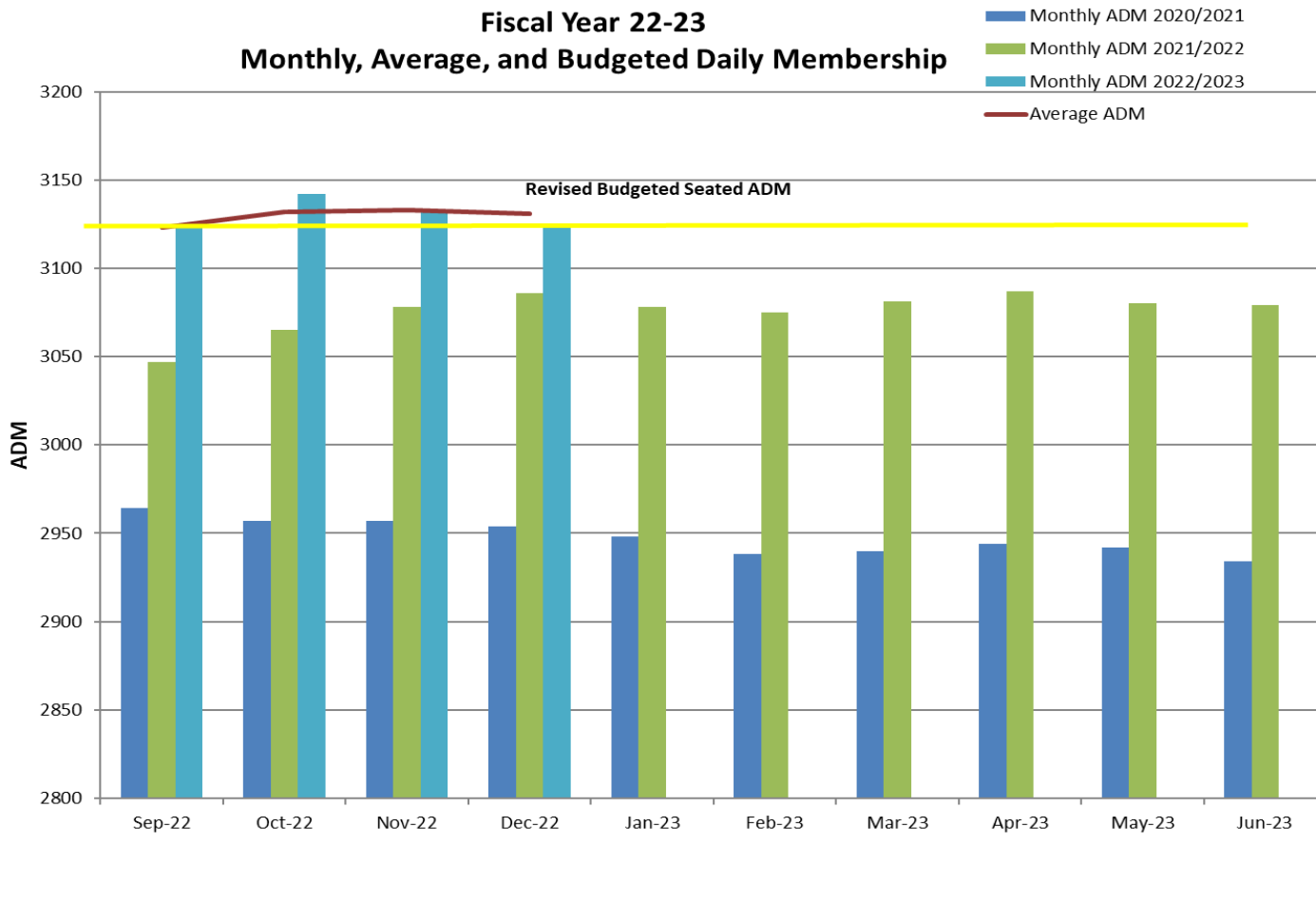
Presented by Angie Manuel, Director of Business Services

Enrollment

- December 1st seated enrollment net decrease of 8 ADM's
 - Student Drops:
 - Moved: 14
 - 15 Day Absence: 4
 - Care and Treatment: 3
 - SPED coop or WTC ALC: 2
 - Transferred to another school district: 1
 - Student Adds:
 - Moved into district: 5
 - Back from Care and Treatment: 4
 - Open enrolled from other districts: 4
 - Previously open enrolled to another district and came back: 1
 - Previously at coop program and came back to district: 1
 - From private school: 1
- Average ADM as of December 1st: 3,125

ADM=Average Daily Membership

Fiscal Year 22-23 Monthly, Average, and Budgeted Daily Membership



Budget Revisions

No budget revisions this month

All grant budgets are in process of being reviewed. Approval for adjustments will be submitted at the January regular School Board meeting

ISD #727 2022-2023 Revised Budget

November 17th, 2022

	Audited	Revenue	Expenditure	Projected		
	Fund Balance	Budget	Budget	Net Change		Budgeted
	June 30,2022	22-23	22-23	Incr(Decr)	Transfers	Fund Balance
				in Fund Balance		June 30,2023
General:						
Restricted -						
Long Term Facilities Maintenance	\$ 133,946	\$ 346,639	\$ 348,232	\$ (1,593)	\$ -	\$ 132,353
Operating Capital	\$ 758,930	\$ 779,589	\$ 1,291,165	\$ (511,576)	\$ -	\$ 247,354
Capital Projects Levy	\$ 521,817	\$ 606,298	\$ 615,509	\$ (9,211)	\$ -	\$ 512,606
Staff Development	\$ 125,534	\$ 483,112	\$ 506,465	\$ (23,353)	\$ -	\$ 102,181
Basic Skills	\$ 30,157	\$ 466,282	\$ 494,228	\$ (27,946)	\$ -	\$ 2,211
Third Party/Medical Assistance	\$ 260,211	\$ 50,000	\$ 105,034	\$ (55,034)	\$ -	\$ 205,177
Area Learning Center (ALC)	\$ 30,462	\$ 409,317	\$ 370,117	\$ 39,200	\$ -	\$ 69,662
Scholarships	\$ 24,750	\$ 12,000	\$ 12,000	\$ -	\$ -	\$ 24,750
Student Activities	\$ 22,993	\$ 800	\$ 1,650	\$ (850)	\$ -	\$ 22,143
Committed for Severance	\$ 937,026	\$ -	\$ 34,098	\$ (34,098)	\$ -	\$ 902,928
Committed for Liberty Shelter	\$ 29,120	\$ -	\$ 29,120	\$ (29,120)	\$ -	\$ -
Assigned for Q Comp	\$ 92,169	\$ 786,663	\$ 856,269	\$ (69,606)	\$ -	\$ 22,563
Assigned for Athletics and Activities	\$ 246,912	\$ 1,039,069	\$ 1,089,823	\$ (50,754)	\$ -	\$ 196,158
Assigned for Building Level Activities	\$ 143,735	\$ 15,766	\$ 23,620	\$ (7,854)	\$ -	\$ 135,881
Other Assigned Fund Balances	\$ 640,117	\$ 11,454	\$ 406,833	\$ (395,379)	\$ -	\$ 244,738
Nonspendable for Prepaid Items	\$ 60,752	\$ -	\$ -	\$ -	\$ -	\$ 60,752
Unassigned Fund Balance	\$ 7,883,262	\$ 34,851,742	\$ 36,719,339	\$ (1,867,597)	\$ -	\$ 6,015,665
Subtotal	\$ 11,941,893	\$ 39,858,731	\$ 42,903,502	\$ (3,044,771)	\$ -	\$ 8,897,122
Food Service:						
Restricted	\$ 670,342	\$ 1,953,831	\$ 1,954,509	\$ (678)	\$ -	\$ 669,664
Nonspendable for Inventory	\$ 35,392	\$ -	\$ -	\$ -	\$ -	\$ 35,392
Subtotal	\$ 705,734	\$ 1,953,831	\$ 1,954,509	\$ (678)	\$ -	\$ 705,056
Community Service:						
Restricted -						
Community Education	\$ 814,484	\$ 2,057,352	\$ 2,149,272	\$ (91,920)	\$ -	\$ 722,564
ECFE	\$ 125,032	\$ 268,759	\$ 301,530	\$ (32,771)	\$ -	\$ 92,261
School Readiness	\$ (31,078)	\$ 361,788	\$ 457,841	\$ (96,053)	\$ -	\$ (127,131)
Preschool Screening	\$ 4,167	\$ 18,800	\$ 22,294	\$ (3,494)	\$ -	\$ 673
Subtotal	\$ 912,605	\$ 2,706,699	\$ 2,930,937	\$ (224,238)	\$ -	\$ 688,367
Building Construction Fund						
Restricted -						
Long-Term Facilities Maintenance	\$ 1,106,865	\$ 3,500	\$ 432,163	\$ (428,663)	\$ -	\$ 678,202
Referendum Projects	\$ 26,483,468	\$ 100,000	\$ 9,066,303	\$ (8,966,303)	\$ -	\$ 17,517,165
	\$ 27,590,333	\$ 103,500	\$ 9,498,466	\$ (9,394,966)	\$ -	\$ 18,195,367
Debt Service - Restricted	\$ 1,582,724	\$ 5,847,313	\$ 6,049,549	\$ (202,236)	\$ -	\$ 1,380,488
OPEB Irrevocable Trust Fund	\$ 1,394,029	\$ 20,000	\$ 279,643	\$ (259,643)	\$ -	\$ 1,134,386
Total	\$ 44,127,318	\$ 50,490,074	\$ 63,616,606	\$ (13,126,532)	\$ -	\$ 31,000,786

Compensatory Revenue Update

- MDE Pilot Project: Medicaid Eligibility
 - Impact to 23-24 Compensatory Revenue
- Sustainability – Medicaid pilot project will continue under current Federal administration. However, qualifications will be updated for post-pandemic eligibility
- Compensatory revenue will not be prorated

School Board Action

Approve financial report

CASH REPORT FOR SCHOOL BOARD

BIG LAKE PUBLIC SCHOOLS
Independent School District # 727
for month: Nov 2022

101 - CASH ACCOUNTS					
	Beg Balance	Receipts	Checks	Adjustments	End Balance
General Fund	\$ 2,798,848	\$ 4,456,286	\$ (4,258,893)		\$ 2,996,241
Food Service	(\$1,726,274)	88,277	(200,100)		(\$1,838,097)
Community Service	(\$696,044)	213,192	(333,998)		(\$816,850)
Building Fund	\$0	201,411	(201,411)		\$0
Debt Service	\$354,912	-	-		\$354,912
Project fund- HVAC (Fund 15)	\$0	29,143	(29,143)		\$0
Custodial Fund (Fund 18)	\$1,190	459	-		\$1,649
OPEB Trust Fund	(\$139,433)	-	(222)		(\$139,655)
TOTAL PER BOOKS	593,199	4,988,768.00	(\$5,023,767)	\$0	558,200
				General Checking Account	\$558,200
				TOTAL PER BANK	\$558,200

102 - PETTY CASH ACCOUNT					
	Beg Balance	Receipts	Checks	Adjustments	End Balance
General Fund	\$1,574	-	(\$112)	-	\$1,462
				Petty Cash Checking Account	\$1,462
				TOTAL PER BANK	\$1,462

104 - INVESTMENT ACCOUNTS					
	Beg Balance	Deposits	Withdrawals	Adjustments	End Balance
General Fund	(\$5,887,529)	\$ 2,073,202	\$ (4,587,026)		(\$8,401,353)
General Fd Operating Investments	\$17,331,336	1,020,565	-		\$18,351,901
Food Service	\$2,468,117	167,461	-		\$2,635,578
Community Service	\$1,808,122	83,322	-		\$1,891,444
Debt Service	\$4,280,946	1,319,418	-		\$5,600,364
Facility Maintenance Invest. 2020A (Fd 07)	\$90,500	-	-		\$90,500
Facility Maintenance Invest. 2020A (Fd 15)	\$7,228	282	-		\$7,510
Facility Maintenance Invest. 2021A (Fd 07)	\$50,775	-	-		\$50,775
Facility Maintenance Invest. 2021A (Fd 15)	\$1,076,707	3,362	(29,143)		\$1,050,926
Facilities Investments 2022A (Fd 06)	\$22,882,676	74,648	(201,411)		\$22,755,913
OPEB Trust Fund	\$994,017	3,485	-		\$997,502
OPEB Trust Equities	\$532,312	23,744	-		\$556,056
TOTAL PER BOOKS	\$45,635,207	\$4,769,489	(\$4,817,580)	\$0	\$45,587,116
				MN Trust	\$1,726,033
				Operating Investments	\$18,351,901
				Refunding Bond Investments	\$0
				Building Fund Investments	\$23,955,624
				OPEB Trust	\$1,553,558
				TOTAL PER BANK	\$45,587,116

CASH AND INVESTMENT BALANCE SUMMARY BY FUND					
	Beg Balance	Deposits	Withdrawals	Adjustments	End Balance
General Fund	\$ 14,244,229	\$ 7,550,053	\$ (8,846,031)	\$ -	\$ 12,948,251
Food Service	\$741,843	255,738	(200,100)	-	\$797,481
Community Service	\$1,112,078	296,514	(333,998)	-	\$1,074,594
Debt Service	4,777,133	1,319,418	-	-	6,096,551
Project Fund HVAC- Fund 15	\$1,083,935	32,787	(58,286)	-	\$1,058,436
Custodial Fund (Fund 18)	\$1,190	459	-	-	\$1,649
Bond Account Investments (fund 06)	\$22,882,676	\$276,059	(\$402,822)	\$0	\$22,755,913
OPEB Trust Fund	\$854,584	3,485	(222)	-	\$857,847
OPEB Trust Equities	\$532,312	23,744	-	-	\$556,056
TOTAL PER BOOKS	46,229,980	\$9,758,257	(\$9,841,459)	\$0	46,146,778
				Cash	\$558,200
				Petty Cash	\$1,462
		49		Investments	\$45,587,116
				TOTAL PER BANK	\$46,146,778

WIRE TRANSFER SUMMARY
Big Lake Public Schools
Independent School District #727
November 30, 2022

DATE	FROM	TO	AMOUNT	PURPOSE
11/1/2022	Old National-Checking	Further	\$ 1,967.95	Flex Claim Pymts
11/1/2022	Old National-Checking	Heartland Pmt System	\$ 3,279.59	Nutri Kids Credit Card Fees
11/3/2022	MN Trust-PMA	Old National-Checking	\$ 1,800,000.00	Payroll and Payroll AP
11/4/2022	Old National-Checking	SSI MN TRANCHE 2 LLC	\$ 6,450.30	Solar Contract
11/4/2022	Old National-Checking	USS MINNESOTA ONE MT	\$ 30,848.52	Solar Contract
11/8/2022	Old National-Checking	Further	\$ 754.40	Flex Claim Pymts
11/8/2022	Old National-Checking	ELEYOmonthlysoft	\$ 1,275.00	ELEYO User Fees
11/8/2022	Old National-Checking	Bankcard Service	\$ 4,285.69	ELEYO Credit Card Fees
11/8/2022	Old National-Checking	BLEM	\$ 8,754.33	Teacher Unions Dues
11/8/2022	Old National-Checking	Delta Dental	\$ 29,440.32	Dental Insurance
11/8/2022	Old National-Checking	EBC	\$ 70,188.37	403b & 457 contributions
11/9/2022	Old National-Checking	DELUXE Business	\$ 263.78	PC check restock
11/9/2022	USB AP	Old National-Checking	\$ 17,237.96	BMO Rebate
11/9/2022	Old National-Checking	Further	\$ 22,988.71	H.S.A Contributions
11/10/2022	Old National-Checking	Neopost	\$ 201.00	DO Postage
11/10/2022	Old National-Checking	Transfirst/TSYS	\$ 1,044.54	Affinity Credit Card fees
11/14/2022	CC Choices ACH	Old National-Checking	\$ 704.00	Pathway I
11/15/2022	Old National-Checking	Further	\$ 2,465.19	Flex Claim Pymts
11/16/2022	Old National-Checking	Old National Bank	\$ 112.11	Old National Service Charge
11/17/2022	MN Trust-PMA	Old National-Checking	\$ 1,800,000.00	Payroll and Payroll AP
11/18/2022	MN Trust-PMA BONDS	Old National-Checking	\$ 29,143.00	Bond Draw 2021A
11/18/2022	MN Trust-PMA BONDS	Old National-Checking	\$ 201,411.22	Bond Draw 2022A
11/18/2022	Old National-Checking	Vision Transportation	\$ 268,795.27	Transportation billing
11/21/2022	Old National-Checking	FleetCor	\$ 655.22	Kwik Trip Billing
11/22/2022	Old National-Checking	Further	\$ 379.20	Further Fee
11/22/2022	Old National-Checking	Further	\$ 2,825.36	Flex Claim Pymts
11/22/2022	Old National-Checking	BLEM	\$ 8,754.33	Teacher Unions Dues
11/23/2022	Old National-Checking	Further	\$ 26,600.97	H.S.A Contributions
11/23/2022	Old National-Checking	EBC	\$ 70,028.81	403b & 457 contributions
11/25/2022	Old National-Checking	Neopost	\$ 200.02	DO Postage
11/25/2022	Old National-Checking	Further	\$ 466.91	Flex Claim Pymts
11/28/2022	Old National-Checking	Windstream	\$ 1,413.10	Windstream billing
11/29/2022	Old National-Checking	CIGNA	\$ 9,896.72	Life & LTD Insurance
11/30/2022	Old National-Checking	Bremer Bank	\$ 189.40	ACH Charge

COMPLIANCE ISSUES

- | | | |
|----|---|---------------|
| 1) | Preliminary UFARS data loaded to MDE by September 15th, 2022 | In compliance |
| 2) | Revenue and Expenditure Budget published by earlier of one week after school board accepts final audit or November 30, 2022 | In compliance |
| 3) | Final UFARS data to MDE by November 30, 2022 | In compliance |
| 4) | The 2021/2022 audit (electronic copy) received at MDE by December 31st, 2022 | In compliance |
| 5) | Board members having received training in financial matters per statute | In compliance |

FISCAL HEALTH - INCOME STATEMENT PARAMETERS

- 1) Revenue/Expenditure Monitor - *Exp/Rev Summary - FD Report*

	REVENUE				EXPENDITURES		
	Budget	Actual \$ YTD	<i>(Calculated)</i> Actual % YTD		Budget	Actual \$ YTD	<i>(Calculated)</i> Actual % YTD
General Fund (01,05,11 &12)	\$ 39,858,731	\$ 7,914,086	20%	\$ 42,903,502	\$ 12,158,977	28%	
Food Service (02)	\$ 1,953,831	\$ 618,279	32%	\$ 1,954,509	\$ 535,759	27%	
Community Service (04)	\$ 2,706,699	\$ 1,053,087	39%	\$ 2,930,937	\$ 1,173,881	40%	
Building Construction (06)	\$ 103,500	\$ (9,940)	-10%	\$ 9,498,466	\$ 3,696,096	39% <i>Note 1</i>	
Debt Service (07)	\$ 5,847,313	\$ 375,768	6%	\$ 6,049,549	\$ 1,075,912	18%	
OPEB Irrevocable Trust Fund (45)	\$ 20,000	\$ 21,109	106%	\$ 279,643	\$ 1,006	0%	

- 2) ADM Monitor - *Principals' monthly reporting*

	Original	Revised
Budgeted Seated ADM	3090	3126
Tuition ADM	82	82
Budgeted ADM	3172	3208

NOTES

1. *Negative revenue in bldg construction fund is unrealized loss on market value of investments. Intent is to hold investments to maturity so unrealized loss will reverse in future months.*

LEVY LIMITATION AND CERTIFICATION REPORT OUTLINE			***PROPERTY VALUATION DATA***			***PUPIL DATA***		
	PAGE		MARKET VALUE			RESIDENT COUNTS ARE BASED ON ALL PUBLIC SCHOOL STUDENTS LIVING IN THE DISTRICT, REGARDLESS OF WHETHER THEY ATTEND THERE. ADJUSTED COUNTS REFLECT ALTERNATIVE ATTENDANCE.		
I. GENERAL INPUT DATA						RESIDENT AVE DAILY MEMBERSHIP (ADM)		
A. PROPERTY VALUATION	1	1	2017 MARKET VALUE	1,388,852,325		2019-20 RES ADM (ACT)	3,711.52	
B. PUPIL DATA	1	2	2018 MARKET VALUE	1,535,394,144		2020-21 RES ADM (ACT)	3,609.16	
		3	2019 MARKET VALUE	1,670,710,818		2021-22 RES ADM (PRE)	3,739.28	
II. INITIAL COMPUTATIONS BY FUND		4	2020 MARKET VALUE	1,796,762,112		2022-23 RES ADM (EST)	3,772.00	
A. GENERAL	2	5	2021 MARKET VALUE	1,988,921,181		2023-24 RES ADM (EST)	3,763.00	
B. COMMUNITY SERVICE	12					2024-25 RES ADM (EST)	3,755.00	
C. GENERAL DEBT	13		REFERENDUM MARKET VALUE (RMV)		36			
D. OPEB/PENSION DEBT	15				37			
		6	2017 RMV	1,423,036,974	38			
III. ADJUSTMENTS BY FUND		7	2018 RMV	1,560,593,594	39			
A. GENERAL	16	8	2019 RMV	1,685,383,522	40			
B. COMMUNITY SERVICE	23	9	2020 RMV	1,804,575,329	41			
C. GENERAL DEBT	23	10	2021 RMV	1,984,036,441				
D. OPEB/PENSION DEBT	24							
IV. ABATEMENT ADJUSTMENTS	24		NET TAX CAPACITY (NTC)		42			
V. OFFSET ADJUSTMENTS	26	11	2017 NTC	14,730,778	43			
VI. TACONITE ADJUSTMENTS	27	12	2018 NTC	16,199,891	44			
		13	2019 NTC	17,579,363	45			
VII. LEVY AND AID SUMMARY	29	14	2020 NTC	18,905,469	46			
		15	2021 NTC	20,872,125				
VIII. TOTAL LEVY LIMITATION	30		SALES RATIO					
SCHOOL YEAR	FORMULA ALLOWANCE	TAX RATE	2017 SALES RATIO	91.5%	47	2019-20 ADJ ADM (ACT)	3,090.78	
2012-13	5,224	0.0000	2018 SALES RATIO	92.9%	48	2020-21 ADJ ADM (ACT)	3,005.76	
2013-14	5,302	0.0000	2019 SALES RATIO	90.7%	49	2021-22 ADJ ADM (PRE)	3,152.45	
2014-15	5,831	0.0035	2020 SALES RATIO	92.5%	50	2022-23 ADJ ADM (EST)	3,167.00	
2015-16	5,948	0.0033	2021 SALES RATIO	92.5%	51	2023-24 ADJ ADM (EST)	3,170.00	
2016-17	6,067	0.0030			52	2024-25 ADJ ADM (EST)	3,182.00	
2017-18	6,188	0.0014	UNLIMITED ADJUSTED NTC (UANTC)					
2018-19	6,312	0.0000	2017 UANTC=(11)/(16)=	16,101,768	53	2019-20 ADJ PU (ACT)	3,375.53	
2019-20	6,438	0.0000	2018 UANTC=(12)/(17)=	17,441,643	54	2020-21 ADJ PU (ACT)	3,297.87	
2020-21	6,567	0.0000	2019 UANTC=(13)/(18)=	19,359,190	55	2021-22 ADJ PU (PRE)	3,451.79	
2021-22	6,728	0.0000	2020 UANTC=(14)/(19)=	20,413,697	56	2022-23 ADJ PU (EST)	3,467.40	
2022-23	6,863	0.0000	2021 UANTC=(15)/(20)=	22,557,157	57	2023-24 ADJ PU (EST)	3,464.20	
2023-24	6,863	0.0000	ADJUSTED NTC (ANTC)					
		26	2017 ANTC	16,101,768	58	2019-20 ADJ VPK ADM		
NOTE: ABOVE NUMBERS ARE NOT ALWAYS COMPARABLE FROM YEAR TO YEAR.		27	2018 ANTC	17,441,643	59	2020-21 ADJ VPK ADM		
		28	2019 ANTC	19,359,190	60	2021-22 ADJ VPK ADM		
		29	2020 ANTC	20,413,697	61	2022-23 ADJ VPK ADM		
WEIGHTS FOR PUPIL UNITS	FY 2008-FY 2014	FY 2015 & LATER	2021 ANTC	22,557,157	62	2023-24 ADJ VPK ADM		
PRE-KGN HCP:	1.250	1.000	AG MODIFIED ANTC FOR LTFM					
HCP-KGN:	1.000	1.000	2017 AG MODIFIED ANTC	15,936,257	63	2019-20 ADJ VPK PU		
REG-KGN PART:	0.612	0.550	2018 AG MODIFIED ANTC	17,828,991	64	2020-21 ADJ VPK PU		
REG-KGN ALL:	0.612	1.000	2019 AG MODIFIED ANTC	19,214,408	65	2021-22 ADJ VPK PU		
GRADES 1-3:	1.115	1.000	2020 AG MODIFIED ANTC	20,244,963	66	2022-23 ADJ VPK PU		
GRADES 4-6:	1.060	1.000	2021 AG MODIFIED ANTC	22,370,795	67	2023-24 ADJ VPK PU		
GRADES 7-12:	1.300	1.200						

PUPIL DATA (CONT)		***GENERAL ED REVENUE (CONT)***		***COMPENSATORY REVENUE (CONT)***	
SCHOOL READINESS PLUS ADJUSTED ADM		103	DECLINING PUPIL UNITS = GREATER OF ZERO OR = (56) - (57)	3.20	116 COMPENSATORY PILOT
68	2019-20 ADJ SRP ADM				117 TOTAL COMPENSATORY REV = (115)+(116) =
69	2020-21 ADJ SRP ADM				397,542.97
70	2021-22 ADJ SRP ADM	104	DECLINING ENROLL ALLOW = 0.28 X (101) =	1,921.64	
71	2022-23 ADJ SRP ADM				ENGLISH LEARNER (EL)
72	2023-24 ADJ SRP ADM				
SCHOOL READINESS PLUS PUPIL UNITS		105	DECLINING ENROLL REV = (103) X (104) =	6,149.25	118 2023-24 ELIGIBLE EL ADM (EST) (7 YEAR LIMIT)
73	2019-20 ADJ SRP PU				90.00
74	2020-21 ADJ SRP PU				
75	2021-22 ADJ SRP PU				
76	2022-23 ADJ SRP PU	106	PENSION ADJUST ALLOWANCE (FY 2023 GEN ED REV REPORT, LINE 50)	21.77	119 IF(118)=0, ZERO; ELSE GTR OF 20, (118) =
77	2023-24 ADJ SRP PU				90.00
(NOTE: VPK & SRP ADM AND PUPIL UNITS INCLUDED IN LINES (36-41), (42-46) (47-52), AND (53-57))		107	INITIAL PENSION ADJ REV = (57) X (106) =	75,415.63	120 EL REVENUE = (119) X \$704 =
EXTENDED TIME ADM ADM >1.0 CAPPED AT 0.2		108	FY 2023 RETIRE SALARY	16,851,602.28	121 2023-24 ADM SRV (EST)
78	2019-20 EXT ADM (ACT)	23.48			3,163.02
79	2020-21 EXT ADM (ACT)	4.56			
80	2021-22 EXT ADM (PREL)	21.59			122 EL CONCENTRATION RATIO = (118)/(121) =
81	2022-23 EXT ADM (EST)	23.00			.02845382
82	2023-24 EXT ADM (EST)	27.00			
83	2024-25 EXT ADM (EST)	29.00			123 EL CONCENTRATION FACTOR = LSR OF 1 OR (122)/.115 =
EXTENDED TIME PU		109	PENSION ADJUST RATE	.0125	.24742452
84	2019-20 EXT TIME PU	25.01			
85	2020-21 EXT TIME PU	5.45			
86	2021-22 EXT TIME PU	22.87			
87	2022-23 EXT TIME PU	24.40			
88	2023-24 EXT TIME PU	28.80			124 EL PUPIL UNITS = (118) X (123) =
GENERAL EDUCATION REVENUE		88	2023-24 EXT PU (EST)	28.80	22.27
BASIC REVENUE		113	EXTENDED TIME REVENUE = (88) X \$5,117 =	147,369.60	125 EL CONCENTRATION REV = (124) X \$250 =
101	FY 2024 FORMULA ALLOW	6,863			5,567.50
57	2023-24 ADJ PU (EST)	3,464.20			126 DISTRICT EL REV + EL CONCENTRATION REV (EXCLUDES EL CROSS REDUC AID, 342) = (120)+(125) =
102	BASIC REVENUE = (57) X (101) =	23,774,804.60			68,927.50
DECLINING ENROLLMENT REV		114	FY 2023 COMPENSATORY REVENUE (FROM FY 2023 GEN ED REV REPORT, LINES 60 AND 61)	395,716.56	127 BASIC SKILLS REVENUE = (117)+(126) =
56	2022-23 ADJ PU (EST)	3,467.40			466,470.47
57	2023-24 ADJ PU (EST)	3,464.20			SPARSITY REVENUE
		115	EST FY 2024 COMPENSATORY REVENUE = (114) X (6,863-839)/(6,863-839) X [(50)/(49)] =	397,542.97	128 ATTENDANCE AREA FOR SPARSITY
					63.10
					129 DIST TO NEAREST HS
					6.1
					130 ISOLATION INDEX = [SQ RT (.55 X (128))] + (129) =
					12.0
					131 ISOLATION INDEX RATIO = [(130)-23]/10, WITH MIN= 0 AND MAX= 1.5
					132 2023-24 ADM SRV, 7-12
					1,409.04

SPARSITY REVENUE (CONT)		***TRANS SPARSITY (CONT)***		***TRANS SPARSITY (CONT)***	
133	SECONDARY SPARSITY ADM RATIO = GREATER OF ZERO OR [400-(132)] /[400+(132)] =	147	PRELIMINARY TOTAL TRANSPORT ALLOWANCE = [(145) RAISED TO .26 POWER] X [(146) RAISED TO .13 POWER] X .141 X (101) = 369.84	160	TRANSP EXCESS COST = GTR OF ZERO OR (153)-(159) =
134	SECONDARY SPARSITY REVENUE = [(101) - \$530] X (131)X(132)X(133) OR MEMO:	148	TRANSPORTATION SPARSITY ALLOWANCE = GTR OF ZERO OR (147) - [.0466 X (101)] = 50.02	161	PUPIL TRANSP ADJ IF (160)=0, THEN (161)=0 ELSE (160) X 0.182 =
135	ELEM SPARSITY REVENUE (SEE WEBSITE)	149	INITIAL TRANSPORTATION SPARSITY REVENUE (57) X (148) = 173,279.28	162	TOTAL TRANSPORTATION SPARSITY REVENUE = (149)+(161) = 173,279.28
136	PRELIM SPARSITY REVENUE = (134)+(135) =	150	FY 2023 EST REG AND EXCESS TRANSP COST (FIN 720 + DEP) (FROM FEB22 FORECAST) 881,981.66	INITIAL GENERAL ED REVENUE	
137	FY 2023 SPARSITY REV (FY 2023 GEN ED REV REPORT, LINE 98)	151	FY 2022 EST REG AND EXCESS TRANSP COST (FIN 720 + DEP) (FROM FEB22 FORECAST)	102	BASIC 23,774,804.60
138	ELIGIBLE FOR CLOSED BUILDING ADJUSTMENT? NO	152	FY 2022 REG AND EXCESS TRANSP COST TIMES 105% = (151) X 1.05 =	105	DECLINING ENROLL 6,149.25
139	SPARSITY REVENUE IF (138)=YES, (139) = GTR OF (136) OR (137); ELSE (139) = (136)	153	ADJUSTED TRANSP COST = LSR OF (150) OR (152) =	111	PENSION ADJUSTMENT 286,060.65
	SMALL SCHOOLS REVENUE			112	GIFTED & TALENTED 45,034.60
57	2023-24 ADJ PU (EST) 3,464.20	154	FY 2023 BASIC REVENUE (2022-23 GEN ED REV REPORT LINE 46) 23,796,766.20	113	EXTENDED TIME 147,369.60
140	SMALL SCHOOLS RATIO = GTR OF ZERO OR [960-(57)]/960 =	155	TRANSPORTATION PORTION OF FY 2023 BASIC REVENUE = (154) X .0466 = 1,108,929.30	127	BASIC SKILLS 466,470.47
141	SMALL SCHOOLS ALLOWANCE = (140) X \$544 =	156	FY 2023 TRANSP SPARSITY REV(2022-23 GEN ED REV REPORT, LINE 118) 173,439.35	139	SPARSITY
142	SMALL SCHOOLS REVENUE = (57) X (141) =	157	FY 2023 CHARTER TRANSP ADJ REV(2022-23 GEN ED REV REPORT, LINE 297)	142	SMALL SCHOOLS
	TRANSPORTATION SPARSITY	158	REIMBURSEMENT OF TRANS FOR PREGNANT AND PARENTING TEENS	162	TRANSPORT SPARSITY 173,279.28
143	ATTENDANCE AREA 63.10	159	FY 2023 TRANSP REV SUBTOTAL =(155)+(156)+ +(157)-(158) = 1,282,368.65	163	INITIAL GENERAL ED REV = (102)+(105)+(111) + (112)+(113)+(127) + (139)+(142)+(162) = 24,899,168.45
144	SQUARE MILES PER RES PU = (143)/(46) = .0153			OPERATING CAPITAL	
145	SPARSITY INDEX = GTR OF (144) OR 0.2 = .2000			164	AVE BUILDING AGE (EST) (NOT > 50 YEARS) 28.40
146	DENSITY INDEX = LSR OF (144) OR 0.2 BUT AT LEAST .005 = .0153			165	FACILITIES AGE INDEX = 1 + [.01 X (164)] = 1.2840
				166	OPERATING CAPITAL ALLOWANCE = \$79 + [\$109 X (165)] = 218.96
				167	YEAR ROUND PU SERVED
				168	OPERATING CAP REVENUE = (57) X (166) + (167) X \$31 = 758,521.23
				LOCAL OPTIONAL REVENUE	
				169	MAXIMUM LOCAL OPTIONAL ALLOWANCE 724
				170	FY 2024 ACTUAL LOCAL OPTIONAL ALLOWANCE 724.00

LOCAL OPTIONAL REV (CONT)		***REFERENDUM ALLOWANCES (CONT)***		***REFERENDUM CAPS***				
57	2023-24 ADJ PU (EST)	3,464.20	185	FY 2024 ANNUAL INFLATION FACTOR	1.0238	197	INFLATION FACTOR AS SET IN STATUTE	1.1594
171	LOCAL OPTIONAL REVENUE = (170) X (57) =	2,508,080.80	186	FY 2024 RESULT AFTER INFLATION ADJUSTMENT = (184) X (185) =	646.50	198	STANDARD CAP = [2079.50X(197)]-300=	2,110.97
172	TIER 1 LOR CAP/APU	300	187	PERMANENT SUBTRACTION AMOUNT SUBJECT TO CPI	159.56	199	FY 2024 ALT CAP STARTING POINT (FY 2021 GENED REV REPORT, LINE137)+\$300	597.00
173	TIER 2 LOR CAP/APU	724	188	CPI APPLIED TO PERMANENT SUBTRACTION = (187) X [(185)-1] =	3.80	200	FY 2024 ALTERNATE CAP = [(199)*(197)]-300 =	392.16
174	TIER 1 LOR = LSR OF = (170) OR (172)	300.00	189	ADDED BY ELECTIONS HELD IN CY 2021 WITH DELAY		139	SPARSITY REVENUE	
175	TIER 2 LOR = [LSR OF (170) OR (173)]-(174)	424.00	190	FY 2024 WITH INFLATION RESULTS BEFORE ELECTIONS = (186)+(188)+(189) =	650.30	201	CAP ON AUTHORITY PER APU: IF (139)>0 THERE IS NO CAP; ELSE (201) = GTR OF (198) OR (200)	2,110.97
176	TOTAL, TIER 1 = (57) X (174) =	1,039,260.00	191	FY 2024 \$/APU UNCAPPED TOTAL, ALL AUTHORITIES = (181)+(190) =	650.30	202	FY 2024 \$/ADJ PU, CAPPED TOTAL = LSR OF (196) OR (201) =	650.30
177	TOTAL, TIER 2 = (57) X (175) =	1,468,820.80				57	2023-24 ADJ PU (EST)	3,464.20
	REFERENDUM ALLOWANCES			NEW ELECTIONS WITHOUT INFLATION		203	FY 2024 REFER REVENUE = (57) X (202) =	2,252,769.26
	EXIST AUTHORITY AFTER REFERENDUM SIMPLIFICATION		192	FY 2024 AUTHORITY CANCELLED BY ELECTIONS HELD IN CY 2022			TRANSITION REVENUE	
	REF AUTH W/O INFLATION		193	FY 2024 \$/APU ADDED BY ELECTIONS HELD IN CY 2022		204	TRANSITION ALLOWANCE (FY 2015 GENERAL EDUC REVENUE REPORT, LINE 174)	8.52
178	FY 2023 AUTHORITY (FY 2023 GEN ED REV REPORT, LINE 135)			NEW ELECTIONS WITH INFLATION		205	TRANSITION REVENUE = (57) X (204) =	29,514.98
179	PHASEOUT OF LINE (178)		194	FY 2024 AUTHORITY CANCELLED BY ELECTIONS HELD IN CY 2022			EQUITY REVENUE	
180	ADDED BY ELECTIONS HELD IN CY 2021 WITH DELAY		195	FY 2024 \$/APU ADDED BY ELECTIONS HELD IN CY 2022		206	METRO 5TH PERCENTILE	7,173.96
181	FY 2024 W/O INFLATION RESULTS BEFORE ELECTIONS = (178)-(179)+(180) =					207	METRO 95TH PERCENTILE	9,307.69
	REF AUTH WITH INFLATION		196	FY 2024 \$/APU UNCAPPED TOTAL, ALL AUTHORITIES = (191)-(192)+(193) - (194)+(195) =	650.30	208	METRO GAP = (207)-(206) =	2,133.73
182	FY 2023 AUTHORITY (FY 2023 GEN ED REV REPORT, LINE 141+142)	631.47				209	RURAL 5TH PERCENTILE	7,163.00
183	PHASEOUT OF LINE (182)					210	RURAL 95TH PERCENTILE	9,153.22
184	FY 2024 RESULT BEFORE INFLATION ADJUSTMENT = (182)-(183) =	631.47				211	RURAL GAP = (210)-(209) =	1,990.22
						212	DISTRICT'S REGION: METRO=MET; RURAL=RUR	RUR

EQUITY REVENUE (CONT)		**OPERATING CAPITAL AIDS & LEVIES**		***EQUITY AIDS & LEVIES***				
213	DIST'S REGION'S EQUITY GAP = (208) OR (211) =	1,990.22	168	OPERATING CAP REVENUE	758,521.23	228	EQUITY REVENUE	465,588.47
214	DIST'S REGION'S 95TH PCT = (207) OR (210) =	9,153.22	30	2021 ANTC	22,557,157	240	EQUITY LIMIT = (228) X (235) =	439,776.56
215	DISTRICT'S REVENUE/PU FOR EQUITY PURPOSES = [(102)+(203)+(205)+((172)*(57))]/(57) =	7,821.82	57	2023-24 ADJ PU (EST)	3,464.20	241	EQUITY AID = (228)-(240) =	25,811.91
216	DISTRICT'S EQUITY GAP = GREATER OF ZERO OR (214)-(215) =	1,331.40	229	FY 2024 ANTC/ADJ PU = (30)/(57) =	6,511.51	230	LEVY RATIO FOR OPER CAP = LESSER OF 1 OR (229)/\$22,912 =	.28419649
217	EQUITY INDEX = (216)/(213) =	.66897127	231	OPERATING CAP LIMIT = (168) X (230) =	215,569.07	205	TRANSITION AIDS & LEVIES	
218	= \$80 X (217) =	53.52	232	OPERATING CAP AID = (168)-(231) =	542,952.16	242	TRANSITION REVENUE	29,514.98
219	INITIAL EQUITY ALLOW IF (216)=0 THEN (219)=0 ELSE (219)=\$14+(218)	67.52	243	TRANSITION AID = (205)-(242) =	1,636.29	244	TRANSITION LIMIT = (205) X (235) =	27,878.69
57	2023-24 ADJ PU (EST)	3,464.20		LOCAL OPTIONAL AIDS & LEVIES		245	TRANSITION AID = (205)-(242) =	1,636.29
220	= (57) X (219) =	233,902.78	176	TOTAL, TIER 1 = (57) X (174) =	1,039,260.00	202	REFER \$/APU ALL AUTHORITIES	650.30
221	FY 2024 STATE AVERAGE REF REV & TIER 1 LOR	1,173.95	177	TOTAL, TIER 2 = (57) X (175) =	1,468,820.80	244	TIER 1 CAP/APU	460
222	= .10 X [(221)] =	117.40	10	2021 RMV	1,984,036,441	245	TIER 2 CAP/APU = 0.25 X (101)-\$300 =	1,415.75
202	FY 2024 DISTRICT REFERENDUM REV/ADJ PU	650.30	46	2023-24 RES PU (EST)	4,118.60	139	SPARSITY REVENUE	
172	TIER 1 LOR CAP/APU	300	233	FY 2024 RMV/RES PU = (10)/(46) =	481,725.94	246	TIER 2 CAP/APU IF (139) > ZERO THEN (246) = 9,999.99 ELSE (246) = (245) BREAKDOWN OF \$/APU BY TIER, ALL AUTHORITIES	1,415.75
223	= GTR OF ZERO OR [(222)-(202)-(172)] =		234	LEVY RATIO FOR LOCAL OPTIONAL TIER 1 = LESSER OF 1 OR (233)/\$880,000 =	.54741584	247	TIER 1 = LSR OF (202) OR (244) =	460.00
57	2023-24 ADJ PU (EST)	3,464.20	235	LEVY RATIO FOR LOCAL OPTIONAL TIER 2, EQUITY, TRANSITION = LESSER OF 1 OR (233)/\$510,000 =	.94456067	248	TIER 2 = [LSR OF (202) OR (246)]-(247) =	190.30
224	= LSR OF \$100,000 OR [(57) X (223)] =		236	TIER 1 LOR LEVY = (176) X (234) =	568,907.39	249	UNEQUALIZED = (202)-(247) - (248) =	
225	= (220)+(224) =	233,902.78	237	TIER 2 LOR LEVY = (177) X (235) =	1,387,390.36		BREAKDOWN OF REFERENDUM REVENUES	
226	BOTH RUR AND MET = 0.25 X (225)	58,475.69	238	TIER 1 LOR AID = (176) - (236) =	470,352.61	203	REFERENDUM REVENUE ALL AUTHORITIES	2,252,769.26
57	2023-24 ADJ PU (EST)	3,464.20	239	TIER 2 LOR AID = (177) - (237) =	81,430.44	250	TOTAL, TIER 1 = (57) X (247) =	1,593,532.00
227	= \$50.00 X (57) =	173,210.00						
228	EQUITY REVENUE = (225)+(226)+(227) =	465,588.47						

BREAKDOWN OF REF REVENUES (CONT)		***REFERENDUM LEVY WITH AID LIMIT***	***APPLYING THESE REDUCTIONS: ***
251	TOTAL, TIER 2 = (57) X (248) = 659,237.26	263 TIER 1 LEVY = (255)+(262) = 1,353,872.48	272 TAX BASE REPLACE AID
252	TOTAL, UNEQUALIZED = (203)-(250)-(251) =	256 TIER 2 LEVY = (256) = 659,237.26	280 TIER 1 REF AID = (265)-(274) = 239,659.52
	REFERENDUM LEVY PORTIONS	252 UNEQUALIZED LEVY	281 TIER 2 REF AID = (259)-(273) =
233	FY 2024 RMV/RES PU 481,725.94	264 TOTAL = (263) + (256)+(252) = 2,013,109.74	282 TIER 1 LOR AID = (238) - (275) 470,352.61
253	TIER 1 = LSR OF 1 OR (233)/\$567,000 = .84960483	REFERENDUM AID WITH AID LIMIT	283 TIER 1 LOR LEVY = (236) - (276) 568,907.39
254	TIER 2 = LSR OF 1 OR (233)/\$290,000 = 1.00000000	265 TIER 1 AID = (258)-(262) = 239,659.52	284 TIER 1 REF LEVY = (263)-(277) = 1,353,872.48
	INITIAL REFERENDUM LEVY	259 TIER 2 AID = (259) =	285 TIER 2 REF LEVY = (256)-(278) = 659,237.26
255	TIER 1 LEVY = (250) X (253) = 1,353,872.48	266 TOTAL AID = (265)+(259) = 239,659.52	286 UNEQL REF LEVY = (252)-(279) =
256	TIER 2 LEVY = (251) X (254) = 659,237.26	TAX BASE REPLACEMENT AID (TBRA)	287 REFER AND LOR TIER 1 EQUALIZATION AID BEFORE AID GUARANTEE = (272)+(280) + (281)+(282) = 710,012.13
252	UNEQUALIZED LEVY	267 ADJ INITIAL TBRA (FROM TBRA PHASEOUT REPORT, LINE 11)	288 REFERENDUM AND LOR LEVY BEFORE AID GUARANTEE = (283) + (284) + (285) + (286) = 2,582,017.13
257	TOTAL = (255) + (256)+(252) = 2,013,109.74	268 CONVERTED ADJ FY 2002 REF AUTHORITY (FY 2015 GENERAL EDUC REVENUE REPORT, LINE 254) 8.23	REFERENDUM AID GUARANTEE
	INITIAL REFERENDUM AID	269 UNCAPPED REF AND LOR ALLOWANCE = (174)+(196) = 950.30	289 FY 2015 REFERENDUM AID INCREASE FROM GUARANTEE (FY 2015 GEN ED REV REPORT, LINE 276)
258	TIER 1 AID = (250)-(255) = 239,659.52	270 PRORATED TBRA = LSR OF (267) OR [(267)X(269)/(268)] =	290 FY 2015 REFERENDUM REV (FY 2015 GEN ED REV REPORT, LINE 289) 1,303,385.16
259	TIER 2 AID = (251)-(256) =	271 REF AND LOR REV = (176) + (203) = 3,292,029.26	291 FY 2015 LOCATION EQUITY REVENUE (FY 2015 GEN ED REV REPORT LINE 198) 751,516.68
260	TOTAL AID = (258)+(259) = 239,659.52	272 CAPPED TBRA = LSR OF (270) OR (271) =	292 FY 2015 COMBINED REVENUE = (290)+(291) = 2,054,901.84
	EQUALIZATION AID LIMIT	INITIAL REVENUES ARE REDUCED TO MAKE TAX BASE REPLACEMENT AID REVENUE-NEUTRAL. REVENUE COMPONENTS ARE REDUCED IN THE FOLLOWING ORDER:	293 FY 2015 REFERENDUM EQUALIZATION PLUS HOLD HARMLESS AID (FY 2015 GENERAL EDUC REVENUE REPORT, LINES 276 & 287) 842,830.26
101	FY 2024 FORMULA ALLOW 6,863	273 TIER 2 REF AID	294 FY 2015 LOCATION EQUITY AID (FY 2015 GENERAL EDUC REVENUE REPORT, LINE 197) 347,293.08
57	ADJ PU (EST) 3,464.20	274 TIER 1 REF AID	
261	REFERENDUM EQUALIZATION AID LIMIT = [[0.25 X (101)] -\$300]X(57) 4,904,441.15	275 TIER 1 LOR AID	
262	REFERENDUM EQUALIZATION AID CAP = GRT OF (260)-(261) OR 0 =	276 TIER 1 LOR LEVY	
		277 TIER 1 REF LEVY	
		278 TIER 2 REF LEVY	
		279 UNEQL REF LEVY	

REF AID GUARANTEE (CONT)		***REF AID & LEVY SUMMARY***		***GEN ED REV SUMMARY (CONT)***	
295	FY 2015 COMBINED AID FOR GUARANTEE = (293)+(294) = 1,190,123.34	310	TIER 1 REF LEVY = (284) - (304) = 1,353,872.48	203	REFERENDUM 2,252,769.26
296	FY 2024 COMBINED REVENUE = (171)+(203) = 4,760,850.06	311	TIER 2 REF LEVY = (285) - (305) = 659,237.26	205	TRANSITION 29,514.98
297	FY 2024 COMBINED INITIAL AID = (287)+(239) = 791,442.57	312	UNEQL LEVY = (286) - (306) =	228	EQUITY REVENUE 465,588.47
298	REVENUE RATIO = LESSER OF 1 OR [(296)/(292)] = 1.00000000	313	TOTAL REFERENDUM LEVY =(310)+ (311) +(312)= 2,013,109.74	320	ALT ATTENDANCE ADJ
299	2012 RMV 1,110,592,825	314	TOTAL REFERENDUM EQUALIZATION AID =(272) + (280) + (281) + (304)+ (305)+ (306) - (275) - (276) = 239,659.52	321	TOTAL GENERAL REVENUE = (102)+(105)+(111) + (112)+(113)+(127) + (139)+(142)+(162) + (168)+(171)+(203) + (205)+(228)+(320) = 30,913,643.19
300	2021 RMV 1,984,036,441		ALTERNATIVE ATTENDANCE ADJUSTMENT (CHARTER TRANSPORT AND MN STATE ACAD ADJ'S ONLY)		GENERAL AIDS & LEVIES
301	RMV RATIO = LESSER OF 1 OR [(299) / (10)] = .55976433			231	OPERATING CAP LEVY 215,569.07
302	FY 2024 MINIMUM COMBINED AID = (295)X(298)X(300) = 666,188.59	147	TRANSPORT ALLOWANCE 369.84	240	EQUITY LEVY 439,776.56
303	FY 2024 REFERENDUM HOLD HARMLESS AID INCREASE IF (289)=0 THEN 0, ELSE GREATER OF 0 OR [(301)-(297)] =	315	ADJ PU OF CHARTER SCHOOLS TRANSPORTED BY DISTRICT	242	TRANSITION LEVY 27,878.69
	INITIAL LEVIES ARE REDUCED TO MAKE THE REFER AID GUARANTEE REVENUE-NEUTRAL. LEVY COMPONENTS ARE REDUCED IN THE FOLLOWING ORDER:	316	EXT TME PU OF CHARTER SCHOOLS TRANSPORTED BY DISTRICT	308	LOCAL OPTIONAL 1,956,297.75
304	TIER 1 LOR LEVY	317	CHARTER ALT ATTENDANCE ADJUST = (147) X (315) + \$223 X (316) =	313	TOTAL REFERENDUM LEVY 2,013,109.74
305	TIER 1 REF LEVY	318	2023-24 RES PU ATTENDING MN STATE ACADEMIES	322	TOTAL GENERAL ED LEVY = (231)+(240)+(242) + (308)+(313) = 4,652,631.81
306	TIER 2 REF LEVY	319	MN STATE ACADEMIES ALT ATTENDANCE ADJ = - (101) X (318) =	323	TOTAL GENERAL ED AID = (321)-(322)= 26,261,011.38
	UNEQL REF LEVY	320	ALT ATTEND ADJUST TO AID = (317)+(319) =		ALTERNATIVE TEACHER COMP REV
	LOCAL OPT AID & LEVY SUMMARY AFTER REF AID GUARANTEE		GENERAL ED REVENUE SUMMARY	324	ENROLLMENT AS OF OCT 1, 2021 AT PARTICIPATING SITES (FY 2023 GENERAL EDUC RPT, LINE 313) 3,112.00
307	TIER 1 LOR LEVY = (283) - (303) = 568,907.39	102	BASIC 23,774,804.60	325	EST ENROLLMENT AS OF OCTOBER 1, 2022 AT PARTICIPATING SITES = (324)X[(50)/(49)] = 3,126.36
237	TIER 2 LOR LEVY = (237) 1,387,390.36	105	DECLINING ENROLL 6,149.25	326	ALTERNATIVE TEACHER COMPENSATION REVENUE = \$260.00 X (325) = 812,853.60
308	LOCAL OPTIONAL LEVY LIMIT = (307) + (237) = 1,956,297.75	111	PENSION ADJUSTMENT 286,060.65		ALT TEACHER COMP AIDS & LEVIES
309	LOCAL OPTIONAL AID = (282)+ (239)+ (303)= = (275)+ (276)= 551,783.05	112	GIFTED & TALENTED 45,034.60	326	ALT COMP REVENUE 812,853.60
		113	EXTENDED TIME 147,369.60	327	ALT COMP BASIC AID = 0.65 X (326) = 528,354.84
		127	BASIC SKILLS 466,470.47	328	BASIC AID PRORATION .98779065
		139	SPARSITY	329	PRORATED BASIC AID = (327)X(328) = 521,903.97
		142	SMALL SCHOOLS		
		162	TRANSPORT SPARSITY 173,279.28		
		168	OPERATING CAPITAL 758,521.23		
		171	LOCAL OPTIONAL 2,508,080.80		

ALT TEACH COMP AIDS/LEVY (CONT)		***ACHIEVEMENT AND INTEG (CONT)***		***REEMPLOYMENT INSURANCE LEVY**			
330	PRO BASIC AID TO LEVY = (327) - (329) =	6,450.87	344	FY 2024 EST INCENTIVE BUDGET	359	EST FY 2023 EXPEND	8,000.00
331	ALT COMP LEVY REVENUE =(326)-(327) + (330)=	290,949.63	345	FY 2024 ADJ INITIAL BUDGET = (343) X 1.003 =	360	INITIAL REEMPLOYMENT LEVY = 100% OF (359)=	8,000.00
229	FY 2024 ANTC/ADJ PU	6,511.51	346	OCT 1, 2021 ENROLL OF PROTECTED STUDENTS		SAFE SCHOOLS LEVY	
332	ALT COMP LEVY RATIO = LESSER OF 1 OR [(229)/\$6,100] =	1.00000000	347	EST OCT 1, 2022 ENROLL OF PROTECTED STUDENTS = (346) =	361	SAFE SCH Lvy REQUEST?	YES
333	ALT TEACHER COMP LEVY = (331) X (332) =	290,949.63	348	OCT 1, 2021 TOTAL ENROLLMENT	57	2023-24 ADJ PU (EST)	3,464.20
334	ALT COMP EQUALIZATION AID = (326)-(329)-(333) =		349	EST OCT 1, 2022 TOTAL ENROLLMENT = (348) =	362	SAFE SCH LEVY LIMIT = \$36 X (57) =	124,711.20
	MISCELLANEOUS AIDS		350	PROTECTED ENROLLMENT RATIO =(347)/(349)=		SAFE SCHOOLS INTERMEDIATE LEVY	
	ESTIMATES OF FY 2023 MISC AIDS SHOWN BELOW ARE BASED ON END OF SESSION 2022 FORECAST. PLEASE NOTE THAT THESE ARE ROUGH ESTIMATES AND MAY CHANGE SIGNIFICANTLY WHEN UPDATED DATA BECOMES AVAILABLE.		351	INITIAL ACHIEVE & INTEG REVENUE FORMULA IF (343) > 0 = \$350 X (57) X (350) =	363	SAFE SCH INTERMEDIATE LEVY REQUEST?	NO
335	SPEC ED REGULAR BEFORE TUITION ADJ	4,633,761.16	352	INTEG HOLD HARMLESS (FROM FY 2023 INTEG REV RPT, LINE 11)	364	INTERMEDIATE LEVY ALLOWANCE <= \$15	
336	NET TUITION ADJUST	2,741,079.44-	353	INITIAL ACHIEVE & INTEG REVENUE = LSR OF (345) OR [(351)+(352)] =	365	SAFE SCH INTERMEDIATE LIMIT = (57) X (364) =	
337	EXCESS COST AID	1,614,364.99	354	INCENTIVE REV =LSR OF (344) OR [(57) X \$10] =		JUDGMENT LEVY	
338	HOLD HARM/GROWTH LMT		355	ACHIEVE & INTEG REVENUE = (353) + (354) =	366	DISTRICT JUDGMENTS	
339	CROSS SUB REDUC AID	356,105.20	356	ACHIEVE & INTEG LEVY = (355) X .30	367	INTERMED JUDGMENTS	
340	TOTAL SPECIAL EDUC AID = (335) TO (339) =	3,863,151.91	357	TRANSFER TO MDE IF (353)=(345) THEN (357)=(345)-(343) ELSE (357)=(353)X.003	368	JUDGMENT LIMIT =(366)+(367) =	
341	FY 2024 NON-PUBLIC TRANSPORTATION AID	12,606.12	358	ACHIEVE & INTEG AID =(355)-(356)-(357)=		ICE ARENA LEVY	
342	FY EL CROSS SUBSIDY REDUCTION AID	1,490.43			369	FY 2022 NET OPR COSTS	
	ACHIEVEMENT AND INTEGRATION REVENUE				370	ICE ARENA LEVY LIMIT = 100% OF (369) =	
57	2023-24 ADJ PU (EST)	3,464.20				FY 2023 CAREER & TECHNICAL	
343	FY 2024 EST INITIAL BUDGET				371	SHARE OF FY 2023 EST COOPERATIVE BUDGET	93,024.37
					372	FY 2023 ESTIMATED DISTRICT BUDGET	409,088.00
					373	FY 2023 EST BUDGET = (371) + (372) =	502,112.37
					374	PRELIMINARY REVENUE = .35 X (373) =	175,739.33

CAREER & TECHNICAL (CONT)		***INITIAL LTFM REVENUE***		**OLD LAW HEALTH AND SAFETY (H&S)**			
375	LAST YEAR REVENUE (FY 2022 CTE AID REPORT, LINE 16)	57	2023-24 ADJ PU (EST)	3,464.20	409	OLD LAW HEALTH & SAFETY REVENUE = FY 2024 ESTIMATED H&S COST =	165,845.00
	156,651.78	401	AVE BLDG AGE (EST) (NO MAX AGE LIMIT)	30.54			
376	REVENUE GUARANTEE = LESSER OF (373) OR (375) =	402	BLDG AGE RATIO = LSR OF 1 OR (401)/35 =	.87257143	410	REG ALT FAC PAYGO REVENUE APPROVED FOR FY 2024	
377	PRELIMINARY REVENUE = GREATER OF (374) OR (376) =	403	INITIAL LTFM REVENUE = \$380 X (57) X (402) =	1,148,649.54	411	ALT FAC/H&S PAYGO REV FOR NEW APPROVALS	
378	REVENUE ALLOCATION FOR CAREER TECH PER MS 124D.4531, SUBD 5		ADDITIONAL LTFM REVENUE FOR QUALIFIED H&S PROJECTS > \$100,000		412	PAYGO REVENUE FOR ALT FAC AND AF/H&S = (410)+(411) =	
379	CAREER TECH REVENUE = (377) + (378) =	766	NET DEBT SERVICE FOR EXISTING REGULAR ALT FAC/H&S BONDS 1B		765	NET DEBT SERVICE FOR EXISTING AND NEW REGULAR ALT FAC BONDS 1A	
29	2020 ANTC						
56	2022-23 ADJ PU (EST)						
380	FY 2023 ANTC/ADJ PU = (29)/(56) =	404	NET DEBT SERVICE FOR PORTION OF EXISTING ALT FAC BONDS 1A FOR QUALIFIED H&S PROJ		766	NET DEBT SERVICE FOR EXISTING AND NEW REGULAR ALT FAC/H&S BONDS 1B	
	5,887.32						
381	LEVY RATIO FOR CTE = LESSER OF 1 OR (380)/\$7,612 =	767	NET LTFM REQ DEBT FOR ELIG H&S>\$100K	224,410.41	767	NET LTFM REQ DEBT FOR ELIG H&S>\$100K	224,410.41
	.77342617						
382	CAREER TECH LEVY LIMIT = (379) X (381) =	405	NEW PAYGO LTFM LEVY FOR ELIG H&S>\$100K		413	NET LTFM REQ DEBT FOR ALL OTHER PROJECTS FOR ALT FAC 1A, IF (415)=NO THEN (769), ELSE 0	
383	EST CAREER TECH AID = (379) - (382) =	406	TOTAL ADDL LTFM REV FOR PROJECTS >\$100K = (766)+(404) + (767)+(405) =	224,410.41	768	NET LTFM REQ DEBT SERVICE FOR VPK	
	39,817.93				407	NEW PAYGO LTFM LEVY FOR VPK	
					414	TOTAL OLD LAW ALT FAC AND AF/H&S REVENUE = (412)+(765)+(766) + (767)+ (413)+(768) + (407) =	224,410.41
	ANNUAL OTHER POSTEMPLOYMENT BENEFITS (OPEB)						
384	AUTHORITY REQUESTED BY DISTRICT BASED UPON FY 2022 EXPENSES PAID		ADDITIONAL LTFM REVENUE FOR QUALIFIED VOLUNTARY PRE-KINDERGARTEN				
385	PRORATION FACTOR TO REFLECT STATEWIDE CAP	768	NET LTFM REQ DEBT SERVICE FOR VPK				
386	ANNUAL OPEB LEVY LIMIT = (384) X (385) =	407	NEW PAYGO LTFM LEVY FOR VPK				
		408	TOTAL LTFM REVENUE UNDER NEW LAW = (403) + (406) + (768) + (407) =	1,373,059.95			
	CAPITAL RELATED LEVY LIMITATIONS				415	ELIGIBLE FOR OLD LAW DEF MAINT REVENUE?	YES
	LONG TERM FACILITIES MAINTENANCE REVENUE (LTFM)				416	OLD LAW DEFERRED MAINTENANCE REVENUE = (403) X \$64/\$380 =	193,456.76
400	LTFM PLAN APPROVAL STATUS APPROVED				417	TOTAL OLD LAW FORMULA REVENUE FOR HOLD HARMLESS = (409)+(414)+(416) =	583,712.17

LTFM REVENUE		**LTFM TOTAL AIDS & LEVIES (CONT)**		***GEN FUND PORTION OF LTFM REV***	
418	LTFM REVENUE FOR SCHOOL DISTRICT PROJECTS = GREATER OF (408) OR (417) = 1,373,059.95	433	TOTAL LTFM EQUAL LEVY = GTR OF ZERO OR (423) - (432) = 697,151.54	422	TOTAL LTFM REVENUE 1,390,305.48
419	DISTRICT REQUESTED REDUCTION FROM MAXIMUM (FROM LIS SYSTEM)	434	TOTAL LTFM UNEQUAL LEVY = GTR OF ZERO OR (422)-(432)-(433) = 73,909.48	441	TOTAL GENERAL FUND LTFM REVENUE = (422) - (770) = 354,233.88
420	DISTRICT LTFM REVENUE = (418) - (419) = 1,373,059.95	435	TOTAL LTFM LEVY = (433) + (434) = 771,061.02	442	LTFM GEN FUND EQUAL REV = (423) - (436) = 280,324.40
421	DISTRICT SHARE OF ELIGIBLE COOP/INTERMED LTFM PROJECTS 17,245.53		DEBT SERVICE PORTION OF LTFM REV	443	LTFM GEN FUND EQUAL AID = (432) - (438) = 131,867.11
422	TOTAL LTFM REVENUE = (420) + (421) = 1,390,305.48	765	NET ALT FAC REG DEBT	444	GEN FUND LTFM EQUAL LIMIT = GTR OF ZERO OR (442) - (443) = 148,457.29
	LTFM TOTAL AIDS & LEVIES	766	NET ALT FAC/H&S DEBT	445	GEN FUND LTFM UNEQUAL LIMIT = GTR OF ZERO OR (441)-(443)-(444) = 73,909.48
57	2023-24 ADJ PU (EST) 3,464.20	767	NET LTFM REQ DEBT FOR ELIG H&S>\$100K 224,410.41	446	TOTAL GEN FUND LTFM LEVY = (444) + (445) = 222,366.77
423	LTFM EQUALIZED REVENUE = LSR OF (418),(420) OR \$380 X (57) = 1,316,396.00	768	NET LTFM REQ DEBT SERVICE FOR VPK		DISABLED ACCESS LIMIT
35	2021 AG MODIFIED ANTC FOR LTFM REVENUE 22,370,795	769	NET LTFM REQ DEBT FOR ALL OTHER PROJECTS 811,661.19	447	FY 1992-FY 2024 APPROV DIS ACC COSTS 97,500.00
54	2020-21 ADJ PU (ACT) 3,297.87	770	TOTAL DEBT SERVICE LTFM REVENUE = (765)+(766)+(767) +(768)+(769) = 1,036,071.60	448	MAXIMUM = GTR OF (JUNE 1991 COMPONENT DISTX 150,000) OR 300,000 = 300,000.00
424	FY 2021 ANTC PER APU = (35) / (54) = 6,783.41	436	LTFM DEBT SERV EQUAL REVENUE = LESSER OF (423) OR (770) = 1,036,071.60	449	LSR OF (447) OR (448) 97,500.00
425	STATEWIDE ANTC/APU 10,413.63	428	LTFM AID RATIO .47040895	450	FIRST YEAR DISABLED ACCESS LEVY CERTIFIED 1992
426	LTFM EQUAL FACTOR = 123% OF (425) = 12,808.77	437	LTFM DEBT INITIAL EQUAL AID = (436)X(428) = 487,377.35	451	LAST YEAR TO CERTIFY = (450) + 7 YEARS = 1999
427	LTFM LEVY RATIO = LSR OF 1 OR (424)/(426) = .52959105	438	LTFM DEBT EQUAL AID = GREATER OF (431) OR (437) BUT NOT MORE THAN (770) = 487,377.35	452	TOTAL CUM CERT LEVY (PAY 93 TO PAY 21) 97,500.00
428	LTFM AID RATIO = 1 - (427) = .47040895	439	LTFM DEBT EQUAL LEVY = GTR OF ZERO OR (436) - (438) = 548,694.25	453	CERT LEVY PAY 2022
429	LTFM INITIAL EQUAL AID = (423) X (428) = 619,244.46	440	LTFM DEBT UNEQUAL LEVY = GTR OF ZERO OR (770)-(438)-(439) =	454	TOTAL CERTIFIED LEVY = (452)+(453) = 97,500.00
430	LTFM INITIAL EQUALIZED LEVY = (423) - (429) = 697,151.54			455	DISABLED ACCESS LIMIT = GREATER OF ZERO OR (449)-(454)=
431	2015 TOTAL ALT FAC GRANDFATHER AID				LEASE LEVY LIMITATION
432	TOTAL LTFM EQUAL AID = GREATER OF (429) OR (431) = 619,244.46				DIST'S SHARE OF JOINT LEASE FOR INTERMED DISTX 287, 288, 916 AND 917

APPROVED INTERMED OPERATING		***APPROVED REG OP LEASES (CONT)***		***INITIAL CAPITAL RELATED LEVIES***	
ADMINISTRATIVE SPACE		INSTRUCTIONAL/STORAGE		231 OPERATING CAPITAL	215,569.07
456 FY 2023 JOINT				446 LT FAC MAINTENANCE	222,366.77
457 FY 2024 JOINT		476 FY 2023 NONJOINT	14,500.00	455 DISABLED ACCESS	
		477 FY 2024 NONJOINT		499 LEASE LEVY	136,407.48
INSTRUCTIONAL/STORAGE		478 FY 2023 JOINT	47,310.48	500 COOP BLDG REPAIR	
458 FY 2023 JOINT		479 FY 2024 JOINT		501 OTHER CAPITAL (MEMO)	
459 FY 2024 JOINT				502 CAP PROJECTS REFER	669,369.04
460 TOT INTERMED OPERATING		480 REG OPERATING LEASES		503 CAPITAL RELATED LIMITS	
= (456) TO (459) =		= (472) TO (479) =	61,810.48	= (231)+(446)+(455)	
				+ (499)+(500)+(501)	
APPROV INTERMED CAPITALIZED		APPROVED REGULAR CAPITALIZED LEASES		+ (502) =	1,243,712.36
ADMINISTRATIVE SPACE		ADMINISTRATIVE SPACE		OTHER INITIAL GENERAL LEVIES	
461 FY 2023 JOINT		481 FY 2023 NONJOINT		504 CONSOLIDATION/ TRANSITION	
462 FY 2024 JOINT		482 FY 2024 NONJOINT		505 REORGANIZATION	
		483 FY 2023 JOINT		OPERATING DEBT	
INSTRUCTIONAL/STORAGE		484 FY 2024 JOINT		506 HEALTH BENEFITS	
463 FY 2023 JOINT				507 ADDL RETIREMENT	
464 FY 2024 JOINT		INSTRUCTIONAL/STORAGE		(MPLS AND STP)	
EXCESS FUNDS CAP LEASE		485 FY 2023 NONJOINT		508 SEVERANCE	
465 FY 2023 JOINT		486 FY 2024 NONJOINT		509 ADMIN DISTRICT	
466 FY 2024 JOINT		487 FY 2023 JOINT	74,597.00	510 SWIMMING POOL	
467 TOT INTERMED CAPITALIZED		488 FY 2024 JOINT		511 TREE GROWTH	
= SUM[(461) TO (464)]		EXCESS FUNDS CAP LEASE		512 CONSOLIDATION/ RETIREMENT	
- (465) - (466) =		489 FY 2023 NONJOINT		513 ECON DEVELOP ABATE	
468 TOT INTERMED LEASE COSTS		490 FY 2024 NONJOINT		514 OTHER GENERAL (MEMO)	
= (460) + (467) =		491 FY 2023 JOINT			
57 2023-24 ADJ PU (EST)	3,464.20	492 FY 2024 JOINT		515 SUBTOTAL, OTHER INITIAL GENERAL LEVIES	
469 INTERMED PUPIL UNIT MAX LIMIT = \$65 X (57) =		493 REG CAPITALIZED LEASES		= (504) TO (514) =	
		= (481) TO (488) - (489) TO (492) =	74,597.00	INITIAL GENERAL FUND LEVY	
470 INTERMED LEASE LIMIT =LSR (468) OR (469) =		494 TOTAL APPROVED REGULAR LEASE COST & CARRYOVER		516 GENERAL RMV VOTER APPROVED JOBZ EXEMPT	
471 INTERMED CARRYOVER (INCL IN REGULAR LEASE LIMIT)		=(471)+(480)+(493)=	136,407.48	=(313) =	2,013,109.74
= (468) - (470) =		57 2023-24 ADJ PU (EST)	3,464.20	517 GENERAL RMV OTHER JOBZ EXEMPT	
APPROVED REGULAR OPERATING LEASES		495 REG PUPIL UNIT MAXIMUM LIMIT = \$212 X (57) =	734,410.40	= (308)+(240) + (242) =	2,423,953.00
ADMINISTRATIVE SPACE		496 COMM APPROVED LIMIT		518 GENERAL NTC VOTER APPROVED JOBZ EXEMPT	
472 FY 2023 NONJOINT		497 REGULAR MAX LIMIT =GTR (495) OR (496)=	734,410.40	= (502)	669,369.04
473 FY 2024 NONJOINT		498 REGULAR LEASE LIMIT =LSR (494) OR (497)=	136,407.48		
474 FY 2023 JOINT		499 TOTAL LEASE LEVY LIMIT			
475 FY 2024 JOINT		= (470) + (498) =	136,407.48		

INITIAL GEN FUND LEVY (CONT)		***EARLY CHILD FAMILY EDUCATION***		***DISABLED ADULTS***			
519	GENERAL NTC OTHER JOBZ =(333)+(356)+(360) +(362)+(365)+(368) +(370)+(382)+(386) +(503)-(502)+(515) =	1,133,925.55		FY 2022 ECFE ANNUAL REPORT MUST BE SUBMITTED TO CERTIFY EARLY CHILDHOOD FAMILY ED & HOME VISIT LEVIES FOR FY 2024	627	DISABLED ADULTS LIMIT LSR \$30,000 OR 50% OF APPROVED EXPENDITURES	4,350.00
520	TOTAL INITIAL GENERAL LEVY LIMITATION =(516)+(517)+(518) + (519) =	6,240,357.33		612 DIST PLANS TO LEVY FOR FY 2024 ECFE REVENUE? YES	628	SCHOOL-AGE CARE FY 2024 SCH-AGE CARE REV (FY 2024 EST COST)	115,000.00
	COMMUNITY SERVICE			613 ECFE ANNUAL REPORT SUBMITTED? YES	30	2021 ANTC	22,557,157
	BASIC COMMUNITY EDUCATION			614 POPULATION UNDER FIVE YEARS OF AGE 1,435	46	2023-24 RES PU (EST)	4,118.60
601	POPULATION (YR 2020)	19,573		615 GTR OF 150 OR (614) =	629	ANTR/RES PU = (30)/(46) =	5,476.90
602	GTR OF (601) OR 1,335	19,573		616 ECFE ALLOWANCE 0.023 X (101) =	630	LEVY RATIO = LSR OF 1 OR (629)/\$2,318 =	1.00000000
603	YOUTH SERVICE PROG?	YES		617 FY 2024 EARLY CHILD FAMILY REVENUE IF (612) = YES = (615)X(616), IF ANNUAL REPT = YES	631	FY 2024 SCH-AGE CARE LIM = (628) X (630) =	115,000.00
604	AFTER SCHOOL ENRICHMENT?	YES		618 2021 ANTC	632	FY 2024 EST GROSS SCHOOL-AGE CARE AID = (628)-(631) =	
605	FY 2024 GENERAL REVENUE = \$5.42 X (602) =	106,085.66		619 ECFE TAX RATE = (618) X (30) =		COMMUNITY SERVICE SUMMARY	
606	FY 2024 YOUTH SERVICE REV = \$1.00 X (602) =	19,573.00		620 EARLY CHILD LEVY LIMIT = LESSER OF (617) OR (619) =	633	OTHER COMM ED (MEMO)	
607	FY 2024 AFTER SCHOOL REVENUE = \$1.85 X (602) NOT TO EXCEED 10,000 AND \$0.43 X POPULATION IN EXCESS OF 10,000	22,616.39		621 EST FY 2024 EARLY CHILD AID = (617)-(620) =	634	TOTAL INITIAL COMMUNITY SERVICE LEVY LIMIT = (610)+(620)+(625) + (627)+(631)+(633) =	324,964.70
608	FY 2024 COMMUNITY EDUCATION REVENUE = (605)+(606)+(607) =	148,275.05		622 DIST PLANS TO LEVY FOR FY 2024 HOME VISIT? YES		GENERAL DEBT SERVICE (FUND 7) REQUIRED DEBT SERVICE LEVY (EQUAL TO 105% OF THE FY 2024 PRINCIPAL AND INTEREST PAYMENTS)	
30	2021 ANTC	22,557,157		623 HOME VISITING REVENUE IF (622) = YES AND (619) > \$0, = \$3.00 X (614), ELSE = \$0	701	ALT FAC REGULAR REQ DEBT SERV LEVY	
609	STANDARD COMM ED LEVY = .00940 X (30) =	212,037.28		229 FY 2024 ANTC/ADJ PU	702	ALT FAC/H&S REQ DEBT SERV LEVY	
610	COMM ED LEVY LIMIT LSR (608) OR (609) =	148,275.05		624 HOME VISIT LEVY RATIO = LESSER OF 1 OR (229)/\$17,250 =	703	NEW LTFM REQ DEBT FOR ELIG H&S>\$100K	237,261.00
611	FY 2024 EST GROSS COMM ED AID = (608)-(610) =			625 FY 2024 HOME VISIT LIMIT =(623) * (624)			
				626 FY 2024 EST HOME VISIT AID = (623)-(625)			

REQ DEBT ELIG FOR LTFM (CONT)		***REQ DEBT FOR BONDS ELIG (CONT)***		*NON-VOTE APPR INELIG BONDS (CONT)*	
704	NEW LTFM REQ DEBT SERVICE FOR VPK	717	NON-VOTER BONDS SOLD AFTER JULY 1, 2022 ELIG FOR FUTURE AID	735	BOARD AUTHORIZED TRANSFER TO FUND 7 REDUCING REQUIRED DEBT SERVICE LEVY
705	NEW LTFM REQ DEBT FOR ALL OTHER PROJECTS 858,140.00	718	SUBTOTAL, FUTURE DEBT AID ELIGIBLE = (716) + (717) =	736	FEDERAL FUNDS REDUCING REQUIRED DEBT SERVICE LEVY
706	TOTAL REQ DEBT SERV LEVY FOR LTFM REVENUE = (701)+(702)+(703) + (704)+(705) = 1,095,401.00		OTHER REQUIRED DEBT FOR BONDS INELIGIBLE FOR DEBT EQUAL AID		FUND 7 DEBT BALANCE
	REQUIRED DEBT ELIGIBLE FOR NATURAL DISASTER EQUAL AID (MS 123B.535)	719	VOTER APPR BONDS INELG FOR DEBT EQUAL AID	737	JUNE 2021 FUND 7-425 BAL FOR BOND REFUND
707	NATURAL DISASTER REQ DEBT SERV LEVY		NON-VOTER APPR INELIG BONDS	738	JUNE 2021 FUND 7-451 BAL FOR QZAB & QSCB
	REQUIRED DEBT ELIGIBLE FOR DEBT EQUALIZATION AID (MS 123B.53)	720	FACIL BOND-MS 123B.62	739	JUNE 2021 FUND 7-460 BALANCE NONSPENDABLE
708	TACONITE BONDS REQ DEBT SERV LEVY	721	EQUIP BOND-MS 123B.61	740	JUNE 2021 FUND 7-463 BALANCE UNASSIGN NEG
709	TAC FUNDING FOR BONDS (NOT IRRRB)	722	REORG OPER DEBT	741	JUNE 2021 FUND 7-464 BALANCE RESTRICTED (FOR DEBT EXCESS) 1,906,023.67
710	TAC ADJ TO REQ = (709) OR [(709) X 1.05] =	723	ECON DEV ABATEMENT 217,770.00	742	PAY 21 DEBT EXCESS LEVY REDUCTION 364,408.48
711	NET REQ DEBT SERV LEVY TACONITE=(708)-(710)=	724	JUDGMENT	743	PAY 22 DEBT EXCESS LEVY REDUCTION 297,150.53
712	VOTER APPR ELIG BONDS SOLD BY JULY 1, 2022 5,429,433.00	725	OTHER NON-VOTER	744	5% OF PAY 23 REQ DEBT SERV LEVY=(729) X 5%= 337,130.20
713	NON-VOTER ELIG BONDS SOLD BY JULY 1, 2022	726	INELG LEASE PURCHASE	745	FUND 7 AVAIL BALANCE GTR OF ZERO OR [(741) -(742)-(743)-(744)] = 907,334.46
714	VOTER APPR IRRRB BONDS SOLD BY JULY 1, 2022	727	SUBTOTAL, REQ DEBT FOR NON-VOTER INELIG BONDS = (720) THRU (726)= 217,770.00	746	RETAIN FOR CAPITAL LOAN REPAYMENT
715	TOTAL REQUIRED DEBT LEVY ELIG FOR DEBT EQUAL AID = (711)+(712) + (713)+(714)= 5,429,433.00	728	REQ DEBT SERVICE LEVY FOR BONDS INELGIBLE FOR DEBT EQUAL AID = (718)+(719)+(727) = 217,770.00	747	APPROVED DEBT EXCESS TO BE RETAINED 542,139.69
	REQUIRED DEBT FOR BONDS ELIG FOR FUTURE DEBT EQUALIZATION AID	729	GDS REQ DEBT SERV LEVY = (706)+(707)+(715) + (718)+(719)+(728) = 6,742,604.00	748	DISTRICT REQUESTED ADDITIONAL EXCESS
716	VOTER APPR BONDS SOLD AFTER JULY 1, 2022 ELIG FOR FUTURE AID	730	GDS REQ DEBT SERV LEVY VOTER APPR = (711)+(712) + (714)+(716)+(719) = 5,429,433.00	749	CERTIFIED DEBT EXCESS = GTR OF 0 OR [(745) -(746)-(747)+(748)= 365,194.77
		30	2021 ANTC 22,557,157	750	EXCESS USED TO RETIRE FAC & EQUIP BONDS
		731	MAXIMUM EFFORT DEBT SERVICE TAX RATE %		
		732	MAX EFFORT DEBT SERV LEVY = (30) X (731) =		
		734	DEBT EQUAL REVENUE BASE GTR OF ZERO OR [(715) - (732)] = 5,429,433.00		

FUND 7 DEBT BALANCE (CONT)		***NET DEBT EXCESS SUMMARY (CONT)***		***NAT DISASTER DEBT EQ (CONT)***	
751	ADJUSTED DEBT EXCESS = (749)-(750) = 365,194.77	764	NET DEBT EXCESS FOR DEBT SERV LEVY REDUCT = (762)+(763) = 365,194.77	775	STATEWIDE AVE ANTC INCL JOBZ PER APU 11,033.47
	BREAKDOWN OF NET DEBT EXCESS		LONG TERM FACILITIES MAINTENANCE AID	776	DISASTER EQUAL FACTOR = 300% OF (775) = 33,100.41
752	BASE FOR NET DEBT EXCESS DISTRIBUTION = IF (732)>0, THEN 0 ELSE (729)-(718)= 6,742,604.00	765	NET ALT FAC REG DEBT = (701)-(755) =	777	NATURAL DISASTER LEVY RATIO = LSR OF 1 OR (774)/(776) = .20664155
753	DEBT EXCESS RATIO = LSR 1 OR (751)/(752)= .05416227	766	NET ALT FAC/H&S DEBT = (702)-(756) =	778	DISASTER AID RATIO = = 1 - (777) = .79335845
754	NET DEBT EXCESS FOR ELG REQ DEBT SERVICE = (715) X (753) = 294,070.42	767	NET LTFM REQ DEBT FOR ELIG H&S>\$100K = (703)-(757) = 224,410.41	779	DISASTER DEBT EQUAL AID = (773) X (778) =
755	EXCESS FOR ELIGIBLE ALT FAC REGULAR BONDS = (701) X (753) =	768	NET LTFM REQ DEBT FOR ELIG VPK = (704)-(758) =	780	DISASTER LEVY LIMIT = (707) - (779) =
756	EXCESS FOR ELIGIBLE ALT FAC/H&S BONDS = (702) X (753) =	769	NET LTFM REQ DEBT FOR ALL OTHER PROJECTS = (705)-(759) = 811,661.19		DEBT EQUALIZATION AID
757	EXCESS FOR ELIGIBLE LTFM IAQFAA BONDS = (703) X (753) = 12,850.59	770	NET DEBT LEVY FOR LT FAC MAINT = (765)+(766)+(767) + (768)+(769) = 1,036,071.60	734	DEBT EQUAL BASE 5,429,433.00
758	EXCESS FOR ELIGIBLE LTFM VPK BONDS = (704) X (753) =	436	LTFM DEBT EQUAL REV 1,036,071.60	754	DEBT EXCESS FOR ELIG REQUIRED DEBT 294,070.42
759	EXCESS FOR ELIGIBLE LTFM OTHER BONDS = (705) X (753) = 46,478.81	438	LTFM DEBT EQUAL AID 487,377.35	781	FY 2024 NET REV ADJ TO DEBT EQUALIZATION REVENUE (MEMO)
760	GENERAL FUND LEVY ADJ FOR FACILITY & EQUIP BONDS = -(720)-(721)-(750) =	439	LTFM DEBT EQUAL LEVY 548,694.25	782	FY 2024 GROSS DEBT EQUALIZATION REVENUE =(734)-(754)+(781) = 5,135,362.58
761	UNALLOCATED DEBT EXCESS = GTR OF ZERO OR [(751)-(752)] =	440	LTFM DEBT UNEQUAL LVY	30	2021 ANTC 22,557,157
	NET DEBT EXCESS SUMMARY	771	LTFM DEBT LEVY LIMIT = (439) + (440) + (755) + (756) + (757)+(758)+(759) = 608,023.65	783	= .1050 X (30) = 2,368,501.49
762	DEBT EXCESS FOR VOTER APPROVED BONDED DEBT = [(730)-(716)]X(753) = 294,070.42		NATURAL DISASTER DEBT EQUALIZATION	784	MAX UNEQ LOCAL EFFORT = .1574 X (30) = 3,550,496.51
763	DEBT EXCESS FOR NON- VOTER APPROVED DEBT = (751)-(761)-(762) = 71,124.35	30	2021 ANTC 22,557,157	785	FY 2024 NET DEBT EQ REV = GTR OF 0 OR [(782) - (784)] = 1,584,866.07
		772	TEN PERCENT ANTC = 0.10 * (30) = 2,255,715	786	PRELIM TIER 1 EQU REV =LSR (785) OR (783)= 1,584,866.07
		707	REQ DEBT LEVY FOR NATURAL DISASTER DEBT	787	PRELIM TIER 2 EQU REV = (785)-(786) =
		773	FY 2024 DISASTER DEBT EQ REV = GTR OF ZERO OR [(707) - (772)] =	732	MAXIMUM EFFORT DEBT SERVICE LEVY
		54	2020-21 ADJ PU (ACT) 3,297.87	788	MAX EFFORT TIER 1 REV
		774	FY 2021 ANTC PER APU = (30) / (54) = 6,839.92		

DEBT EQUALIZATION AID (CONT)		***ADJUSTMENT TO GDS LIMIT*** FOR IRRRB ALLOCATION		***OTR POSTEMPLOY BENEFITS (OPEB)*** & PENSION DEBT SERVICE (FUND 47)	
789	MIN TIER 2 REV FOR MAX EFF = GTR OF ZERO OR (782) - (732) =	804	FY 2024 IRRRB FUNDING FOR VOTER-APPR BONDS	901	LEVY BONDS IRREV TRUST VOTER APPROVED
790	TIER 2 EQUAL REV = GTR OF (787) OR (789) =	805	PAY 23 IRRRB ADJUSTMENT FOR VOTER-APPROV BONDS = - ((804) X 1.05) =	902	LEVY BONDS REVOC TRUST VOTER APPROVED
791	TIER 1 EQUAL REV = GTR OF (786) OR (788) = 1,584,866.07	806	FY 2024 IRRRB FUNDING FOR NON-VOTER BONDS	903	REQ DEBT SERV LEVY OPEB BONDS VOTER APPROVED = (901) + (902) =
54	2020-21 ADJ PU (ACT) 3,297.87	807	PAY 23 IRRRB ADJUSTMENT FOR NON-VOTER BONDS = - ((806) X 1.05) =	904	LEVY BONDS IRREV TRUST NON-VOTER APPROVED
792	2021 ANTC INCL JOBZ / ADJ PU = (30)/(54) = 6,839.92	808	DEBT EQUAL AID ELIG, VOTER APPROVED = GTR OF ZERO OR [(711)+(712)+(714) +(803)-(801)-(805)]= 5,429,433.00	905	LEVY BONDS REVOC TRUST NON-VOTER APPROVED
793	TIER 1 DEBT EQUAL LEVY RATIO = LSR OF 1 OR (792)/[GTR OF \$4,430 OR 55.33% OF (775)] = 1.00000000	809	DEBT EQUAL AID ELIG, NON VOTER APPROVED = GTR OF [(713)-(800)-(807)] OR ZERO =	906	REQUIRED DEBT SERVICE LEVY FOR OPEB BONDS NON-VOTER APPROVED = (904) + (905) =
794	TIER 2 DEBT EQUAL LEVY RATIO = LSR OF 1 OR (792)/[GTR OF \$8,000 OR 100% OF (775)] = .61992465	810	DEBT EQUAL AID INELIG, VOTER APPROVED = (716) + (719) =	907	FUND 47 DEBT BALANCE REQ DEBT SERV LEVY FOR PENSION BONDS (MPLS)
795	TIER 1 DEBT EQU AID RATIO = 1-(793) =	811	DEBT EQUAL AID INELIG, NON VOTER APPROVED = (717) + (727) = 217,770.00	908	REQ DEBT SERVICE LEVY FOR OPEB/PENSION BONDS NON-VOTER APPROVED = (906) + (907) =
796	TIER 2 DEBT EQU AID RATIO = 1-(794) = .38007535	812	DISASTER LEVY LIMIT VOTER APPROVED	909	JUNE 2021 FUND 47-425 BAL FOR BOND REFUND
797	TIER 1 DEBT AID = (791) X (795) =	813	INITIAL GDS LEVY LIM NON VOTER APPROVED = (809)+(811)+(771) = 825,793.65	910	JUNE 2021 FUND 47-460 BALANCE NONSPENDABLE
798	TIER 2 DEBT AID = (790) X (796) =	814	TOTAL INITIAL GDS LEVY LIMIT = (812)+(813) = 6,255,226.65	911	JUNE 2021 FUND 47-463 BALANCE UNASSIGN NEG
799	TOTAL DEBT EQ AID = (797)+(798) =			912	JUNE 2021 FUND 47-464 BALANCE RESTRICTED
800	NON VOTER DEBT AID = (799)X(713)/(715) =			913	JUNE 2021 FUND 47-464 BALANCE VOTER APPROV
801	VOTER APPR DEBT AID = (799)-(800) =			914	JUNE 2021 FUND 47-464 BAL NON-VOTER APPROV = (912) - (913) =
	MINIMUM EST MAX EFFORT PAYMENT			915	PAY 21 OPEB DEBT EXC REDUCTION NON-VOTER 28,654.33
732	MAX EFFORT DEBT LEVY			916	PAY 22 OPEB DEBT EXC REDUCTION NON-VOTER 26,917.84
802	MAX EFFORT REQ LEVY = GTR OF ZERO OR [(729)+(926)+(927)-(706) -(719)-(720)-(721) =			917	5% OF REQUIRED OPEB DEBT SERV LEVY VOTER = (903) X 5% =
803	MINIMUM EST MAX EFFORT PAYMENT = GTR OF 0 OR (732)-(802) =			918	5% OF REQUIRED OPEB DEBT SERV LEVY NONVOT = (908) X 5% =

FUND 47 DEBT BALANCE (CONT)		***GENERAL FUND ADJUSTMENTS***		***FY 2022 LOR TIER 2 (CONT)***	
919	RETAIN FOR CAP LOAN REPAYMENT NON-VOTER		FY 2023 OPERATING CAPITAL LEVY ADJUSTMENT	1014 21 PAY 22 LIMIT 1015 21 PAY 22 LEVY	1,170,730.22 1,170,730.22
920	APPROV DEBT EXCESS TO BE RETAINED NON-VOTER	1001	FY 2023 OPER CAP LEVY AUTH (FROM FY 2023 GENERAL EDUC REVENUE REPORT, LINE 179)	1016	FY 2023 LOR TIER 2 LEVY ADJUSTMENT = ((1113) - (1114))
			195,084.77		2,331.80-
921	FUND 47 AVAILABLE BALANCE VOTER APPROVED = GREATER OF ZERO OR [(913)-(917)] =	1002	21 PAY 22 LIMIT		
		1003	21 PAY 22 LEVY		
			195,102.69 195,102.69		
922	FUND 47 AVAILABLE BALANCE NON-VOTER = GTR ZERO OR [(914)- SUM (915) TO (920)] =	1004	FY 2023 OPER CAPITAL LEVY ADJUSTMENT = ((1100)-(1102)) =	1017	FY 2023 EQUITY LEVY ADJUSTMENT FY 2023 EQUITY LEVY AUTH (FROM FY 2023 GENERAL EDUC REVENUE REPORT, LINE 202)
			17.92-		374,045.95
923	CLOSING FUND 47 TO FUND 7 TRANSFER IF (922) GTR ZERO AND (908) = ZERO, ELSE 0		FY 2023 LOR TIER 1 LEVY ADJUSTMENT	1018 21 PAY 22 LIMIT 1019 21 PAY 22 LEVY 1020 FY 2023 EQUITY LEVY ADJUSTMENT	376,449.13 376,449.13
924	ADDITIONAL DEBT EXCESS REQUESTED OPEB/PENSION BONDS VOTER APPROVED	1005	FY 2023 LOR TIER 1 (FROM FY 2023 GENERAL EDUC REVENUE REPORT, LINE 198)		= ((1017)-(1019)) = 2,403.18-
			515,597.76		
925	ADDITIONAL DEBT EXCESS REQUESTED OPEB/PENSION NON-VOTER APPROVED	1006	ALLOCATION OF TBRA (FROM PAY 22 LEVY REPORT, LINE 275)	1021	FY 2023 TRANSITION LEVY AUTH (FROM FY 2023 GENERAL EDUC REVENUE REPORT, LINE 209)
					23,478.20
926	NET DEBT SERVICE LEVY FOR VOTER APPROVED OPEB/PENSION BONDS =(903)-(921)-(924) =	1007	ALLOC OF REF HOLD HARM (FROM PAY 22 LEVY REPORT, LINE 302)	1022 21 PAY 22 LIMIT 1023 21 PAY 22 LEVY	23,525.04 23,525.04
927	NET DEBT SERVICE LEVY FOR OPEB/PENSION BONDS NON-VOTER APPROVED =(908)-(922)-(925) =	1008	21 PAY 22 LIMIT	1024	FY 2023 TRANSITION LEVY ADJUSTMENT = ((1021)-(1023)) =
		1009	21 PAY 22 LEVY		46.84-
			516,626.76 516,626.76		
		1010	PAY 22 LIMIT BEFORE TBRA AND HOLD HARM ADJ =(1006)+(1007)+(1008)		
			516,626.76		
		1011	PAY 22 LEVY BEFORE TRBA AND HOLD HARM ADJ =(1006)+(1007)+(1009)		
			516,626.76		
	LEVY LIMITATION ADJUSTMENTS	1012	FY 2023 LOR TIER 1 LEVY ADJUSTMENT = ((1005)-(1011)) =	1025	FY 2023 1ST TIER REFERENDUM LEVY ADJUST FY 2023 1ST TIER REF LEVY AUTH (FROM FY 2023 GENERAL EDUC REVENUE REPORT, LINE 238)
			1,029.00-		1,227,007.48
A	IN GENERAL, IF WE HAVE:			1026	ALLOCATION OF TBRA (FROM PAY 22 LEVY REPORT, LINE 276)
B	FINAL LEVY AUTHORITY				
C	PREVIOUSLY CALCULATED AUTHORITY				
D	CERTIFIED LEVY BASED ON (B) LEVY ADJUSTMENT, THEN: IF A>B, D=A-B IF A<C, D=A-C OTHERWISE D=ZERO			1027	ALLOC OF REF HOLD HARM (FROM PAY 22 LEVY REPORT, LINE 303)
		1013	FY 2023 LOR TIER 2 (FROM FY 2023 GENERAL EDUC REVENUE REPORT, LINE 200)	1028 21 PAY 22 LIMIT 1029 21 PAY 22 LEVY	1,229,456.26 1,229,456.26
			1,168,398.42		

FY 2023 1ST TIER REF ADJ (CONT)

1030 PAY 22 LIMIT BEFORE TBRA
AND HOLD HARM ADJ
= (1026)+(1027)
+ (1028) = 1,229,456.26

1031 PAY 22 LEVY BEFORE
TBRA AND HOLD HARM ADJ
= (1026)+(1027) 1,229,456.26
+(1029) =

1032 FY 2023 1ST TIER VTR REF
LEVY ADJUSTMENT
= ((1135)-(11317)) = 2,448.78-

FY 2023 2ND TIER REF LEVY ADJUST

1033 FY 2023 2ND TIER REF LEVY AUTH
(FROM FY 2023 GENERAL
EDUC REVENUE REPORT,
LINE 240) 594,555.08

1034 ALLOCATION OF TBRA
(FROM PAY 22 LEVY
REPORT, LINE 277)

1035 ALLOC OF REF HOLD HARM
(FROM PAY 22 LEVY
REPORT, LINE 304)

1036 21 PAY 22 LIMIT 380,187.70
1037 21 PAY 22 LEVY 380,187.70

1038 PAY 22 LIMIT BEFORE
TBRA AND HOLD HARM ADJ
= (1034)+(1035)
+(1036) = 380,187.70

1039 PAY 22 LEVY BEFORE
TBRA AND HOLD HARM ADJ
= (1034)+(1035) 380,187.70
+(1037) =

1040 FY 2023 2ND TIER REF
LEVY ADJUSTMENT
= ((1142)-(1143)) = 214,367.38

FY 2023 UNEQUAL REF LEVY ADJ

1041 FY 2023 UNEQUAL REF LEVY AUTH
(FROM FY 2023 GENERAL
EDUC REVENUE REPORT,
LINE 242)

FY 2023 UNEQUAL REF ADJ (CONT)

1042 ALLOCATION OF TBRA
(FROM PAY 22 LEVY
REPORT, LINE 278)

1043 ALLOC OF REF HOLD HARM
(FROM PAY 22 LEVY
REPORT, LINE 305)

1044 21 PAY 22 LEVY
1045 21 PAY 22 LEVY

1046 PAY 22 LIMIT BEFORE
TBRA AND HOLD HARM ADJ
= (1042)+(1043)
+(1044) =

1047 PAY 22 LEVY BEFORE
TBRA AND HOLD HARM ADJ
= (1042)+(1043)
+(1045) =

1048 FY 2023 UNEQUALIZED REF
LEVY ADJUSTMENT

FY 2023 TBRA ALLOCATION ADJUSTMENT
TO VOTER-APPROVED LEVIES

FY 2023 ALLOCATION OF TBRA
TO REF LEVY CATEGORIES
(FROM FY 2023 GENERAL
EDUC REVENUE REPORT,
LINES 253 TO 255)

1049 TIER 1 LEVY
1050 TIER 2 LEVY
1051 UNEQL LEVY

1052 TOTAL FY 2023 TBRA ALLOC
TO REF LEVY CATEGORIES
= (1049) TO (1051) =

1053 TOTAL FY 2023 TBRA ALLOC
TO REF LEVY CATEGORIES
FROM PAY 22 LEVY
= (1026)+(1034)
+(1042) =

1054 FY 2023 TBRA ALLOCATION
VTR-APPR ADJUSTMENT
= (1053)-(1052) =

FY 2023 LOR TBRA ALLOCATION ADJ

1055 FY 2023 ALLOCATION OF TBRA
TO LOR TIER 1 LEVY
(FROM FY 2023 GENERAL
EDUC REVENUE REPORT,
LINE 252)

1006 ALLOCATION OF TBRA
(FROM PAY 22 LEVY
REPORT, LINE 285)

1056 FY 2023 TBRA ALLOCATION
LOR LEVY TIER 1 ADJUSTMENT
= (1006)-(1055) =

FY 2023 REFERENDUM
HOLD HARMLESS ADJUSTMENT
TO VOTER-APPROVED LEVIES

1057 FY 2023 ALLOC OF HOLD HARM
TO REF LEVY CATEGORIES
(FROM FY 2023 GENERAL
EDUC REVENUE REPORT,
LINES 281 TO 283)

1058 TIER 1 LEVY
1059 TIER 2 LEVY
1060 UNEQL LEVY

1061 TOTAL HOLD HARM ALLOC
TO REF LEVY CATEGORIES
= (1058) TO (1060) =

1062 TOTAL FY 2023 HOLD HARM ALLOC
TO REF LEVY CATEGORIES
FROM PAY 22 LEVY
=(1027)+(1035)+(1043)

1063 FY 2023 HOLD HARM ALLOC
VTR-APPR ADJUSTMENT
= (1062)-(1061) =

FY 2023 REFERENDUM
HOLD HARMLESS ADJUSTMENT
TO LOR TIER 1 LEVIES

1064 FY 2023 ALLOC OF HOLD HARM
TO LOR TIER 1 LEVY
(FROM FY 2023 GENERAL
EDUC REVENUE REPORT,
LINE 280)

1007 ALLOC OF REF HOLD HARM
(FROM PAY 22 LEVY
ALLOCATION OF TBRA

FY 2023 HOLD HARM ADJ (CONT)		*FY 23 & FY 22 CAPITAL RELATED ADJ*		***FY 2022 LTFM UNEQUAL LEVY ADJ***	
1065	FY 2023 HOLD HARM ALLOC TIER 1 LEVY ADJUSTMENT = (1007)-(1064) =	1077	FY 2023 EST LTFM EQUALIZED LEVY AUTHORITY (FROM FY 2023 WEBSITE REPORT, LINE 63)	1092	FY 2022 EST LTFM UNEQUALIZED LEVY AUTH (FROM FY 2022 WEBSITE REPORT, LINE 64)
	FY 2023 INTEGRATION ADJUSTMENT		185,519.07	1093	20 PAY 21 LIMIT
1066	FY 2023 INTEG LEVY AUTH (FROM INTEGRATION REVENUE REPORT, LINE 20)	1078	21 PAY 22 LIMIT	1094	20 PAY 21 LEVY
		1079	21 PAY 22 LEVY	1095	TOTAL ADJUSTMENT
1067	21 PAY 22 LIMIT		167,114.24		
1068	21 PAY 22 LEVY	1080	FY 2023 LTFM EQUALIZED LEVY ADJUST = (1077)-(1078) =	1096	21 PAY 22 ADJ LIMIT
			18,404.83	1097	21 PAY 22 ADJ LEVY
1069	FY 2023 INTEGRATION ADJUSTMENT LIMIT			1098	FY 2022 LTFM UNEQUALIZED LEVY ADJUST
	FY 2021 CARRYOVER INTEGRATION ADJUSTMENT	1081	FY 2023 EST LTFM UNEQUALIZED LEVY AUTHORITY (FROM FY 2023 WEBSITE REPORT, LINE 64)		3 YEAR PRIOR ADJUSTMENTS
			17,278.93		FY 2021 OPERATING CAPITAL LEVY ADJ
1070	FY 2021 INTEGRATION LEVY AUTH CARRYOVER FINAL ADJUSTMENT (FROM FY 2021 INTEGRATION CARRYOVER AID REPORT, LINE 14)	1082	21 PAY 22 LIMIT	1099	FY 2021 OPER CAP LEVY AUTH (FROM FY 2021 GENERAL EDUC REVENUE REPORT, LINE 170)
		1083	21 PAY 22 LEVY		159,110.72
			17,278.93		
1071	FY 2021 INTEG LEVY AUTH CARRYOVER ADJ PAY 23	1084	FY 2023 LTFM UNEQUALIZED LEVY ADJUST	1100	19 PAY 20 LIMIT
				1101	19 PAY 20 LEVY
					163,728.87
1072	FY 2021 INTEG LEVY AUTH FINAL CARRYOVER ADJUSTMENT = (1070) - (1071) =			1102	TOTAL ADJUST TO PAY 20 OPER CAP LEVY AUTH = ((1100)-(1102)) =
		1085	FY 2022 EST LTFM EQUALIZED LEVY AUTHORITY (FROM FY 2022 WEBSITE REPORT, LINE 63)		4,618.15-
	FY 2023 ALT TEACHER COMP LEVY ADJ		181,470.12	1103	20 PAY 21 ADJ LIMIT
1073	FY 2023 ALT COMP LEVY AUTH (FROM FY 2023 GENERAL EDUC REVENUE REPORT, LINE 326)	1086	20 PAY 21 LIMIT	1104	20 PAY 21 ADJ LEVY
	284,769.45	1087	20 PAY 21 LEVY		5,392.28-
			165,207.85	1105	FY 2021 OPER CAPITAL LEVY ADJUSTMENT = ((1103)-(1104)) =
1074	21 PAY 22 LIMIT		165,207.85		774.13
1075	21 PAY 22 LEVY	1088	TOTAL ADJUSTMENT = (1085)-(1086) =		
	278,376.85		16,262.27		
		1089	21 PAY 22 ADJ LIMIT		
1076	FY 2023 ALT TEACH COMP LEVY ADJUSTMENT = ((1070)-(1071)) =	1090	21 PAY 22 ADJ LEVY	1106	FY 2021 LOR TIER 1 LEVY ADJ
	6,392.60		450.83		
		1091	FY 2022 LTFM EQUALIZED LEVY ADJUST = (1088)-(1089) =	1107	FY 2021 LOC OPT TIER 1 AUTH (FROM FY 2021 GENERAL EDUC REVENUE REPORT, LINE 189)
			15,811.44		442,309.24
				1108	19 PAY 20 LIMIT
					431,906.64
				1109	TOTAL ADJUST TO PAY 20 LOR OPTIONAL LEVY AUTH = ((1106)-(1107)) =
					10,402.60

FY 2021 LOR TIER 1 LEVY ADJ (CONT)	***FY 2021 TRANSITION LEVY ADJ***	**FY 2021 2ND TIER REF ADJ (CONT)**
1110 20 PAY 21 ADJ LIMIT 6,342.74	1127 FY 2021 TRANSITION LEVY AUTH	1142 PAY 20 LIMIT BEFORE
1111 20 PAY 21 ADJ LEVY 6,342.74	(FROM FY 2021 GENERAL	TBRA AND HOLD HARM ADJ
	EDUC REVENUE REPORT,	(FROM PAY 21 LEVY
1112 FY 2021 LOR OPTIONAL	21,674.89	REPORT, LINE 1038) 304,052.59
LEVY ADJUSTMENT		
= ((1109)-(1110)) = 4,059.86	1128 19 PAY 20 LIMIT 21,165.11	1143 PAY 20 LEVY BEFORE
	1129 19 PAY 20 LEVY 21,165.11	TBRA AND HOLD HARM ADJ
		(FROM PAY 21 LEVY
FY 2021 LOR TIER 2 LEVY ADJUST	1130 TOTAL ADJUST TO PAY 20	REPORT, LINE 1039) 304,052.59
	TRANSITION LEVY AUTH	
1113 FY 2021 LOC OPT LEVY AUTH	= ((1127)-(1128)) = 509.78	1144 TOTAL ADJUST TO PAY 20
(FROM FY 2021 GENERAL		2ND TIER REF LEVY AUTH
EDUC REVENUE REPORT,	1131 20 PAY 21 ADJ LIMIT 310.83	= ((1141)-(1143)) = 43,520.86-
LINE 276) 1,078,656.35	1132 20 PAY 21 ADJ LEVY 310.83	
1114 19 PAY 20 LIMIT 1,053,287.61	1133 FY 2021 TRANSITION	1145 20 PAY 21 ADJ LIMIT 37,996.39-
1115 19 PAY 20 LEVY 1,053,287.61	LEVY ADJUSTMENT	1146 20 PAY 21 ADJ LEVY 37,996.39-
	= ((1130)-(1131)) = 198.95	1147 FY 2021 2ND TIER REF
1116 TOTAL ADJUST TO PAY 20		LEVY ADJUSTMENT
LOR OPTIONAL LEVY AUTH	FY 2021 1ST TIER VOTER-APPROVED	= ((1145)-(1147)) = 5,524.47-
= ((1106)-(1107)) = 25,368.74	REFER LEVY ADJUST	
1117 20 PAY 21 ADJ LIMIT 15,468.01		FY 2021 UNEQUAL REF LEVY ADJ
1118 20 PAY 21 ADJ LEVY 15,468.01	1134 FY 2021 1ST TIER REF LEVY AUTH	1148 FY 2021 UNEQUAL REF LEVY AUTH
	(FROM FY 2021 GENERAL	(FROM FY 2021 GENERAL
1119 FY 2021 LOR OPTIONAL	EDUC REVENUE REPORT,	EDUC REVENUE REPORT,
LEVY ADJUSTMENT	LINE 229) 1,052,597.18	LINE 233)
=((1116)-(1117)) 9,900.73	1135 PAY 20 LIMIT BEFORE	1149 PAY 20 LIMIT BEFORE
	TBRA AND HOLD HARM ADJ	TBRA AND HOLD HARM ADJ
FY 2021 EQUITY LEVY ADJUSTMENT	(FROM PAY 21 LEVY	(FROM PAY 21 LEVY
	REPORT, LINE 1022) 1,027,841.31	REPORT, LINE 1054)
1120 FY 2021 EQUITY LEVY AUTH	1136 PAY 20 LEVY BEFORE	1150 PAY 20 LEVY BEFORE
(FROM FY 2021 GENERAL	TBRA AND HOLD HARM ADJ	TBRA AND HOLD HARM ADJ
EDUC REVENUE REPORT,	(FROM PAY 21 LEVY	(FROM PAY 21 LEVY
LINE 193) 347,860.31	REPORT, LINE 1023) 1,027,841.31	REPORT, LINE 1055)
1121 19 PAY 20 LIMIT 336,480.68	1137 TOTAL ADJUST TO PAY 20	1151 TOTAL ADJUST TO PAY 20
1122 19 PAY 20 LEVY 336,480.68	1ST TIER REF LEVY AUTH	UNEQUAL REF LEVY AUTH
	= ((1134)-(1135)) = 24,755.87	
1123 TOTAL ADJUST TO PAY 20	1138 20 PAY 21 ADJ LIMIT 15,094.31	1152 20 PAY 21 ADJ LIMIT
EQUITY LEVY AUTH	1139 20 PAY 21 ADJ LEVY 15,094.31	1153 20 PAY 21 ADJ LEVY
= ((1120)-(1121)) = 11,379.63	1140 FY 2021 1ST TIER REF	1154 FY 2021 UNEQUAL REF
1124 20 PAY 21 ADJ LIMIT 8,186.70	LEVY ADJUSTMENT	LEVY ADJUSTMENT
1125 20 PAY 21 ADJ LEVY 8,186.70	= ((1138)-(1139)) = 9,661.56	
1126 FY 2021 EQUITY		FY 2021 2ND TIER REF LEVY ADJUST
LEVY ADJUSTMENT		
= ((1123)-(1124)) = 3,192.93	1141 FY 2021 2ND TIER REF LEVY AUTH	
	(FROM FY 2021 GENERAL EDUC	
	REV RPT, LINE 231) 260,531.73	

FY 2021 TBRA ALLOCATION ADJ TO VOTER-APPROVED LEVIES		***FY 2021 REF HOLD HARM (CONT)***		***FY 2021 INTEGRATION ADJ (CONT)***	
1155	FY 2021 ALLOC OF TBRA TO VTR-APPR REF LEVIES (FROM FY 2021 GENERAL EDUC REVENUE REPORT, LINES 244 TO 246)	1168	PAY 20 HOLD HARM ALLOC (FROM PAY 20 LEVY RPT, LINE 313 TO 315)	1185	FY 2021 INTEGRATION ADJUSTMENT LIMIT
1156	PAY 20 ALLOC OF TBRA TO VOTER-APPR REF LEVY (FROM PAY 20 LEVY RPT, LINES 297 TO 300)	1169	FY 2021 HOLD HARM TOTAL = (1168)-(1167) =		FY 2021 REEMPLOYMENT ADJUSTMENT
1157	FY 2021 TBRA ALLOCATION TOTAL ADJUSTMENT = (1156)-(1155) =	1170	20 PAY 21 ADJ LIMIT	1186	FY 2021 EXPEND ACTUAL 5,607.55
1158	20 PAY 21 ADJ LIMIT	1171	20 PAY 21 ADJ LEVY	1187	REEMPLOY LEVY AUTH = 100% OF (1186) = 5,607.55
1159	20 PAY 21 ADJ LEVY	1172	FY 2021 HOLD HARM ALLOC	1188	20 PAY 21 LIMIT 200,000.00
1160	FY 2021 TBRA ALLOC LEVY ADJUSTMENT			1189	20 PAY 21 LEVY 100,000.00
	FY 2021 LOR TBRA ADJUST		FY 2021 LOR TIER 1 HOLD HARMLESS ADJUSTMENT	1190	FY 2021 REEMPLOY ADJUST = ((1187)-(1189)) = 94,392.45-
1161	FY 2021 ALLOC OF TBRA TO LOR TIER 1 LEVY (FROM FY 2021 GENERAL REVENUE REPORT, LINE 243)	1173	FY 2021 ALLOC OF HOLD HARMLESS TO LOR TIER 1 LEVY (FROM FY 2021 GENERAL EDUC REVENUE REPORT, LINES 271)		FY 2021 SAFE SCHOOLS ADJUST
1162	ALLOCATION OF TBRA (FROM PAY 20 LEVY RPT, LINE 296)	1174	PAY 20 TIER 1 HOLD HARMLESS LEVY (FROM PAY 21 LEVY RPT, LINES 312)	1191	SAFE SCH LVY REQUEST YES
1163	FY 2021 ALLOCATION OF TBRA LOR LEVY TIER 1 ADJUSTMENT = (1161)-(1162) =	1175	FY 2021 LOR TIER 1 HOLD HARMLESS ADJUSTMENT = (1173)-(1174) =	54	2020-21 ADJ PU (ACT) 3,297.87
1164	20 PAY 21 ADJ LIMIT	1176	20 PAY 21 ADJ LIMIT	1192	FY 2021 SAFE SCHOOLS AUTH \$36 X (54) = 118,723.32
1165	20 PAY 21 ADJ LEVY	1177	20 PAY 21 ADJ LEVY	1193	19 PAY 20 LIMIT 119,836.80
1166	FY 2021 LOR TIER 1 TBRA LEVY ADJUSTMENT	1178	FY 2020 TIER 1 HOLD HARM ADJUSTMENT =(1175)-(1176) =	1194	19 PAY 20 LEVY 119,836.80
	FY 2021 REFERENDUM HOLD HARM		FY 2021 INTEGRATION ADJUSTMENT	1195	FY 2021 SAFE SCH ADJUST = ((1187)-(1189)) = 1,113.48-
1167	FY 2021 ALLOC OF HOLD HARM (FROM FY 2021 GENERAL EDUC REVENUE REPORT, LINE 272 TO 274)	1179	FY 2021 INTEG LEVY AUTH (FROM INTEGRATION REVENUE REPORT, LINE 20)		FY 2021 SAFE SCHOOLS INTERMEDIATE ADJUST
		1180	19 PAY 20 LIMIT	54	2020-21 ADJ PU (ACT) 3,297.87
		1181	19 PAY 20 LEVY	1196	SAFE SCH INTERMEDIATE LEVY ALLOW
		1182	TOTAL ADJUSTMENT	1197	FY 2021 SAFE SCHOOLS INTERMEDIATE AUTHORITY = (1196) X (54) =
		1183	20 PAY 21 ADJ LIMIT	1198	19 PAY 20 LIMIT
		1184	20 PAY 21 ADJ LEVY	1199	19 PAY 20 LEVY
				1200	FY 2021 SAFE SCHOOLS INTERMEDIATE ADJUST

FY 2021 ALT TEACHER COMP LEVY ADJ		**FY 2021 LTFM UNEQUAL ADJ (CONT)**		***FY 2021 ANNUAL OPEB LEVY ADJ***		
1201	FY 2021 ALT COMP LEVY AUTH (FROM FY 2021 GENERAL EDUC REVENUE REPORT, LINE 317)	1220	19 PAY 20 LIMIT	19,088.10	1238	FY 2021 ACTUAL COST (FIN 797 + OBJ 291)
	252,330.12	1221	19 PAY 20 LEVY	19,088.10		
		1222	TOTAL ADJUSTMENT		1239	PRORATION FACTOR TO REFLECT STATEWIDE CAP
1202	19 PAY 20 LIMIT					1.00000000
1203	19 PAY 20 LEVY	1223	20 PAY 21 ADJ LIMIT		1240	PRORATED ANNUAL OPEB LEVY AUTH
	259,222.90	1224	20 PAY 21 ADJ LEVY			
1204	TOTAL ADJUST TO PAY 20 ALT COMP LEVY AUTH = ((1201)-(1203)) =	1225	21 PAY 22 ADJ LIMIT		1241	21 PAY 22 LIMIT
	6,892.78-	1226	21 PAY 22 ADJ LEVY		1242	21 PAY 22 LEVY
1205	20 PAY 21 ADJ LIMIT	1227	FY 2021 UNEQUAL LIMIT ADJUST = (1223)+(1225) =		1243	FY 2021 ANNUAL OPEB ADJUSTMENT (NO ADJUSTMENT)
1206	20 PAY 21 ADJ LEVY					
	11,222.41-	1228	FY 2021 UNEQUAL LEVY ADJUST = (1224)+(1226) =			
1207	FY 2021 ALT TEACH COMP LEVY ADJUST = ((1204)-(1205)) =					
	4,329.63	1229	FY 2021 LTFM UNEQUALIZED LEVY ADJUST			PAY 20 LEASE LEVY ADJUST
						FY 2020 AND FY 2021 LEASE COST WITH A PAY 20 LEVY(PAY 21 LEASE LEVY FOR FY 2021 & 2022 LEASE COSTS WILL BE ADJUSTED NEXT YEAR)
1208	FY 2021 EST LTFM EQUALIZED LEVY AUTHORITY (FROM FY 2021 WEBSITE REPORT, LINE 63)		FY 2021 CAREER TECHNICAL ADJ			FY 2020 PAY 19 NET LEASE COSTS
	170,520.54	1230	FY 2021 CAREER TECH LEVY AUTHORITY (FY 2021 CTE AID REPORT LINE 21)	108,840.47	1301	PAY 19 OPER INTERMED
1209	19 PAY 20 LIMIT				1302	PAY 19 CAP INTERMED
1210	19 PAY 20 LEVY				1303	PAY 19 TIES CAPITAL
	175,506.02					7,718.12
1211	TOTAL ADJUSTMENT = (1208)-(1210) =	1231	20 PAY 21 LIMIT	98,076.41	1304	PAY 19 OPER JOINT
	4,985.48-	1232	20 PAY 21 LEVY	98,076.41	1305	PAY 19 OPER NON-J ADM
1212	20 PAY 21 ADJ LIMIT				1306	PAY 19 OPER NON-J
1213	20 PAY 21 ADJ LEVY	1233	FY 2021 CAREER TECH ADJUSTMENT = ((1230)-(1231))	10,764.06	1307	PAY 19 CAPITAL JOINT
	1,289.49				1308	PAY 19 CAP NON-J ADM
1214	21 PAY 22 ADJ LIMIT				1309	PAY 19 CAPITAL NON-J
1215	21 PAY 22 ADJ LEVY				1310	FY 2020 COSTS (PAY 19) SUM (1301) TO (1309)=
	4,223.07-					7,718.12
	4,223.07-					
1216	FY 2021 EQUAL LIMIT ADJUST = (1212)+(1214) =		FY 2021 HEALTH BENEFIT LEVY ADJUST			FY 2020 PAY 20 NET LEASE COSTS
	2,933.58-	1234	FY 2021 ACTUAL COST (LIMITED TO \$600,000)		1311	PAY 20 OPER INTERMED
1217	FY 2021 EQUAL LEVY ADJUST = (1213)+(1215) =				1312	PAY 20 CAP INTERMED
	2,933.58-	1235	20 PAY 21 LIMIT		1313	PAY 20 OPER JOINT
1218	FY 2021 LTFM EQUALIZED LEVY ADJUST = (1211)-(1217) =	1236	20 PAY 21 LEVY			35,743.38
	2,051.90-	1237	FY 2021 HEALTH BENEFITS ADJUST		1314	PAY 20 OPER NON-J ADM
					1315	PAY 20 OPER NON-J OTH
						14,500.00
					1316	PAY 20 CAPITAL JOINT
						27,838.00
					1317	PAY 20 CAP NON-J ADM
					1318	PAY 20 CAP NON-J OTH
					1319	FY 2020 COSTS (PAY 20) SUM (1311) TO (1318)=
1219	FY 2021 EST LTFM UNEQUALIZED LEVY AUTH (FROM FY 2021 WEBSITE REPORT, LINE 64)					78,081.38
	19,088.10					

GENERAL DEBT SERVICE ADJUST		*FY 2021 LTFM DEBT LEVY ADJ (CONT)*		***INITIAL ABATE LEVY ADJ (CONT)***	
1705	OTHER ADJUST (MEMO) NON-VOTER APPROVED	1724	21 PAY 22 ADJ LIMIT	2024	FY 2023 ABATEMENT AID 3,092.93
		1725	21 PAY 22 ADJ LEVY		
1706	TOTAL DEBT SERV ADJUST NON-VOTER APPROVED = (1704)+(1705) + (1710)+(1717)+(1728)= 71,147.55-	1726	FY 2021 DEBT LIMIT ADJUST = (1722)+(1724) =	2005	INITIAL ABATEMENT LEVY ADJUSTMENT = (2004)-(2024) = 12,886.89
		1727	FY 2021 DEBT LEVY ADJUST = (1723)+(1725) =		
	FY 2023 LTFM DEBT LEVY ADJ	1728	FY 2021 LTFM DEBT LEVY ADJ =(1721)-(1726)=		PAY 20 CERTIFIED LEVY PLUS AUDITOR ADJUSTMENT BY FUND
1707	FY 2023 EST LTFM DEBT LEVY AUTHORITY (FROM WEBSITE FY 2023 RPT, LINE 59) 474,867.45		OTH POSTEMPLOYMENT BENE (OPEB) & PENSION DEBT SERVICE ADJUSTMENTS	2006	GENERAL 4,866,733.61
1708	21 PAY 22 LIMIT 474,890.65			2007	COMMUNITY SERVICE 391,499.40
1709	21 PAY 22 LEVY 474,890.65	1900	REDUCTION DEBT EXCESS, VOTER APPROV = GTR OF [(921)OR(924)] X -1 =	2008	GENERAL DEBT SERVICE 5,248,237.72
1710	FY 2023 LTFM DEBT LEVY ADJ =(1707)-(1708)= 23.20-	1901	OTHER OPEB DS ADJUST (MEMO) VOTER APPROVED	2009	OPEB DEBT SERVICE
	FY 2022 LTFM DEBT LEVY ADJUST	1902	TOTAL OPEB DEBT SERV ADJ VOTER APPROVED = (1900)+(1901) =	2010	TOTAL 10,506,470.73
1711	FY 2022 EST LTFM DEBT LEVY AUTHORITY (FROM WEBSITE FY 2022 RPT, LINE 59) 417,204.09	1903	REDUCTION DEBT EXCESS, NON-VOTER = GTR OF [(922)OR(925)] X -1 =		CERTIFIED LEVY RATIO BY FUND
1712	20 PAY 21 LIMIT 417,204.09	1904	OTHER OPEB DS ADJUST (MEMO)NON-VOTER APPR	2011	GENERAL (2006)/(2010) .46321298
1713	20 PAY 21 LEVY 417,204.09	1905	TOTAL ADJUSTMENT NON-VOTER APPROVED = (1903)+(1904) =	2012	COM SER (2007)/(2010) .03726269
1714	TOTAL ADJUSTMENT ADJ =(1711)-(1712)=			2013	GEN DBT (2008)/(2010) .49952433
1715	21 PAY 22 ADJ LIMIT			2014	OPEB DBT (2009)/(2010)
1716	21 PAY 22 ADJ LEVY			2015	TOTAL 1.00000000
1717	FY 2022 LTFM DEBT LEVY ADJ =(1714)-(1715)=		ABATEMENT ADJUSTMENTS		ABATEMENT AID BY FUND (FROM PART III OF FY 2023 ABATEMENT AID REPORT)
	FY 2021 LTFM DEBT LEVY ADJUST	2001	SCHOOL TAXES ABATED IN 2021 15,979.82-	2016	GENERAL 3,017.48
1718	FY 2021 EST LTFM DEBT LEVY AUTHORITY (FROM WEBSITE FY 2021 RPT, LINE 59) 397,997.15	2002	SCHOOL TAXES ADDED IN 2021	2017	COMMUNITY SERVICE 75.45
1719	19 PAY 20 LIMIT 397,997.15	2003	NET CHANGE IN SCHOOL TAXES = (2001)+(2002) = 15,979.82-	2018	GENERAL DEBT SERVICE
1720	19 PAY 20 LEVY 397,997.15	2004	ABATEMENT RECOVERY REVENUE [GTR OF ZERO OR -1 X (2003)] 15,979.82	2019	TOTAL 3,092.93
1721	TOTAL ADJUSTMENT ADJ =(1718)-(1719)=			2020	EST FY 2023 ABATEMENT AID PRORATION FACTOR 1.00000000
1722	20 PAY 21 ADJ LIMIT				PRORATED ABATEMENT AID BY FUND
1723	20 PAY 21 ADJ LEVY			2021	GENERAL (2020)X(2016) 3,017.48
				2022	COM SER (2020)X(2017) 75.45
				2023	GEN DBT (2020)X(2018)
				2024	TOTAL 3,092.93
					INITIAL ABATE LEVY ADJ BY FUND (ZERO IF NO LEVY AUTHORITY IN FUND)
				2025	GENERAL=(2004)-(2024)- (2026)-(2027)-(2028)= 4,384.58
				2026	COM SER [(2004)X (2012)]-(2022) = 520.00
				2027	GDS DBT [(2004)X (2013)]-(2023) = 7,982.31
				2028	OPEB DBT [(2004)X (2014)] =
				2005	TOTAL = (2004)-(2024) 12,886.89

ABATEMENT INTEREST ADJUSTMENT		***CARRY-OVER ABATEMENT LEVY LIM*** (ZERO IF NO LEVY AUTHORITY IN FUND)		***TOTAL INITIAL LEVY LIMITATION*** SUMMARY BEFORE OFFSETTING ADJUST	
2029	ABATEMENT INTEREST DEDUCTED FROM TAX SETTLEMENTS IN 2021	2052	GENERAL=(2044)-(2048) OR MEMO	GENERAL FUND INITIAL LEVY SUMMARY	
	ABATEMENT INTEREST ADJUST BY FUND (ZERO IF NO LEVY AUTHORITY IN FUND)	2053	COM SER=(2045)-(2049) OR MEMO	3001	GENERAL RMV VOTER APPROVED JOBZ EXEMPT = (516)+(1383) = 2,229,165.43
2030	GENERAL = (2029) -(2031) -(2032)-(2033) =	2054	GEN DBT=(2046)-(2050) OR MEMO	3002	GENERAL RMV OTHER JOBZ EXEMPT = (517)+(1384) = 2,435,494.65
2031	COM SER (2029)X(2012)	2055	OPEB DBT=(2047)-(2051) OR MEMO	3003	GENERAL NTC VOTER APPROVED JOBZ EXEMPT = (518)+(1385) = 669,369.04
2032	GEN DBT (2029)X(2013)	2056	TOTAL	3004	GENERAL NTC OTHER JOBZ EXEMPT +(519)+(1386)+(2039) +(2052)+(2070) = 1,048,195.39
2033	OPEB DBT (2029)X(2014)		ADVANCE ABATEMENT LEVY ADJUST	3005	TOTAL GENERAL FUND INITIAL LEVY LIMITATION = (3001)+(3002) + (3003)+(3004) = 6,382,224.51
2029	TOTAL	2057	SCHOOL TAXES ABATED IN 1ST 6 MO OF 2022 649.34-		
	FY 2021 ABATEMENT AID ADJUST (ZERO IF NO LEVY AUTHORITY IN FUND)	2058	SCHOOL TAXES ADDED IN 1ST 6 MO OF 2022	3006	TOTAL COMMUNITY SERVICE FUND INITIAL LEVY LIMITATION = (634)+(1416)+(2040) + (2053)+(2071) = 325,040.74
2034	GENERAL	2059	NET CHANGE IN SCHOOL TAXES (2057)+(2058) 649.34-		
2035	COMMUNITY SERVICE	2060	TOTAL ADVANCE ABATE LEVY AUTHORITY [GTR OF ZERO OR -1 X (2059)] 649.34		
2036	GEN DEBT		ADVANCE ABATEMENT AUTH BY FUND	3007	GEN DEBT SERVICE VOTER APPROVED JOBZ NONEXEMPT = (812)+(1703)+(2041) + (2054)+(2072) = 5,137,777.26
2037	OPEB DEBT	2061	GENERAL = (2060) -(2062)-(2063)-(2064) 300.78	3008	GEN DEBT SERVICE OTHER JOBZ NONEXEMPT = (813)+(1706)+(2041) + (2054)+(2072) = 754,646.10
2038	TOTAL	2062	COM SER (2060)X(2012) 24.20	3009	TOTAL DEBT SERVICE FUND INITIAL LEVY LIMITATION = (3007)+(3008) = 5,892,423.36
	TOTAL REGULAR ABATE LEVY ADJ	2063	GEN DBT (2060)X(2013) 324.36		
2039	GENERAL = (2025)+(2030)+(2034)= 4,384.58	2064	OPEB DBT (2060)X(2014) 649.34		
2040	COMMUNITY SERVICE = (2026)+(2031)+(2035)= 520.00		PREVIOUS ADVANCE ABATE LEVY (PAY 21 PREVIOUS ADVANCE PLUS PAY 21 ADVANCE LEVY)		
2041	GEN DEBT SERVICE = (2027)+(2032)+(2036)= 7,982.31	2065	GENERAL 4,440.74		
2042	OPEB DEBT SERVICE = (2028)+(2033)+(2037)= 12,886.89	2066	COMMUNITY SERVICE 465.46		
2043	TOTAL 12,886.89	2067	GENERAL DEBT SERVICE 5,891.99		
	CARRY-OVER ABATE LEVY AUTHORITY	2068	OPEB DEBT SERVICE 1,245.72		
	PAY 22 REGULAR ABATEMENT LIMIT	2069	TOTAL 12,043.91		
2044	GENERAL 490.93		ADVANCE ABATEMENT ADJUSTMENT BY FUND (ZERO IF NO LEVY AUTHORITY IN FUND)		
2045	COMMUNITY SERVICE 113.83	2070	GENERAL=(2060)-(2069)- (2071)-(2072)-(2073)= 5,385.68-		
2046	GENERAL DEBT SERVICE 108.40	2071	COM SER (2062)-(2066) 441.26-		
2047	OPEB DEBT SERVICE	2072	GEN DBT (2063)-(2067) 5,567.63-		
	PAY 22 REGULAR ABATEMENT LEVY	2073	OPEB DBT (2064)-(2068) 2073		
2048	GENERAL 490.93	2074	TOTAL 11,394.57-		
2049	COMMUNITY SERVICE 113.83				
2050	GENERAL DEBT SERVICE 108.40				
2051	OPEB DEBT SERVICE				

OPEB/PENSION DEBT SVC INITIAL LEVY SUMMARY		***POSITIVE OFFSETTING ADJ (CONT)***		***POSITIVE OFFSETTING ADJ*** IN GENERAL DEBT SERV FUND	
3010	OPEB/PENSION DEBT SERVICE VOTER APPROVED JOBZ NONEXEMPT = (903)+(1900)+(2042) + (2055)+(2073) =	3020	COM SERV POSITIVE OFFSET GTR 0 OR [0-(3006)]	3031	GDS VOTER JOBZ NONEXEMPT POSITIVE OFFSET GTR OF 0 OR [-(3007)]
3011	OPEB/PENSION DEBT SERVICE OTHER JOBZ NONEXEMPT =(908)+(1903)+(2042) + (2055)+(2073) =	3021	GEN RMV VOTER JOBZ EXEMPT NEGATIVE OFFSET	3032	GDS OTHER JOBZ NONEXEMPT POSITIVE OFFSET GTR OF 0 OR [-(3008)]
3012	TOTAL OPEB/PENSION DEBT SERVICE FUND INITIAL LEVY LIMITATION = (3010)+(3011) =	3022	GEN RMV OTHER JOBZ EXEMPT NEGATIVE OFFSET		COLLECT NEGATIVE ADJUSTMENTS IN GENERAL DEBT SERV FUND
	OFFSETTING ADJUSTMENTS (COUNTY AUDITORS CANNOT SPREAD LEVIES BASED ON A NEGATIVE TAX RATE. TOTAL LEVY LIMITATIONS BY TRUTH IN TAXATION LEVY/FUND CATEGORY SHOWN ON PAGE 30 MUST BE ZERO OR GREATER).	3023	GEN NTC VOTER JOB EXEMPT NEGATIVE OFFSET	3033	GDS VOTER JOBZ NONEXEMPT NEGATIVE OFFSET
	OFFSET CARRIED FORWARD	3024	GEN NTC OTHER JOBZ EXEMPT NEGATIVE OFFSET	3034	GDS OTH JOBZ NONEXEMPT NEGATIVE OFFSET
3013	GENERAL	3025	COM SERV NEGATIVE OFFSET	3035	GDS VOTER JOBZ NONEXEMPT NET OFFSET ADJ = (3031)+(3033) =
3014	GENERAL DEBT SERVICE	3026	GEN RMV VOTER JOBZ EXEMPT NET OFFSET ADJ = (3016)+(3021) =	3036	GDS OTH JOBZ NONEXEMPT NET OFFSET ADJ = (3032)+(3034) =
3015	OPEB/PENSION DEBT SERVICE 26,917.84-	3027	GEN RMV OTHER JOBZ EXEMPT NET OFFSET ADJ = (3017)+(3022) =	3037	OPEB/PENSION DEBT SERVICE VOTER JOBZ NONEXEMPT POSITIVE OFFSET GTR OF 0 OR [-(3010)]
3016	POSITIVE OFFSETTING ADJUSTMENTS IN GENERAL AND COM SERV FUNDS	3028	GEN NTC VOTER JOB EXEMPT NET OFFSET ADJ = (3018)+(3023) =		POSITIVE OFFSETTING ADJUSTMENTS IN OPEB/PENSION DEBT SERV FUND
3017	GEN RMV VOTER JOBZ EXEMPT POSITIVE OFFSET GTR 0 OR [0-(3001)]	3029	GEN NTC OTHER JOBZ EXEMPT NET OFFSET ADJ = (3019)+(3024) =	3038	OPEB/PENSION DEBT SERVICE OTHER JOBZ NONEXEMPT POSITIVE OFFSET GTR OF 0 OR [-(3011)]
3018	GEN RMV OTHER JOBZ EXEMPT POSITIVE OFFSET GTR 0 OR [0-(3002)]	3030	COM SERV NET OFFSET ADJ = (3020)+(3025) =	3039	OPEB/PENSION DEBT SERVICE VOTER JOBZ NONEXEMPT NEGATIVE OFFSET
3019	GEN NTC VOTER JOB EXEMPT POSITIVE OFFSET GTR 0 OR [0-(3003)]				
3019	GEN NTC OTHER JOBZ EXEMPT POSITIVE OFFSET GTR 0 OR [0-(3004)]				

COLLECT NEGATIVE ADJUST		***MAXIMUM EFFORT LOAN AID***		***FY 2024 TAC REG REF REV***	
IN OPEB/PENSION DEBT SERV FUND				(PAY 01 REF LEVY REQ)	
3040	OPEB/PENSION DEBT SERVICE OTHER JOBZ NONEXEMPT NEGATIVE OFFSET	3507	ACT MAX EFF LOAN AID FOR FY 2018 - FY 2022	4006	REG FRONT END FORMULA = (4003) X \$175 =
		3508	Pay 18 - PAY 21 ACT MAX EFF LOAN AID LEVY LIMIT ADJUST (ALL FUNDS) =	4007	TAC REG REF REV = GTR 0 OR [(4006)-(4005)]=
	NET OFFSETTING ADJUSTMENTS IN OPEB/PENSION DEBT SERV FUND	3509	REQUESTED DEBT DEFEASANCE AMOUNT BY END OF FY 2023		FY 2024 TAC ADD REF REV
3041	OPEB/PENSION DEBT SERVICE VOTER JOBZ NONEXEMPT NET OFFSET ADJ = (3037)+(3039) =	3510	BAL AVAIL END FY 2023 (3507)-(3508) =	4008	FY 13 REF REV ALLOW
				4009	TAC REF ADD ALLOWANCE = (4008)+\$415 =
3042	OPEB/PENSION DEBT SERVICE OTHER JOBZ NONEXEMPT NET OFFSET ADJ = (3038)+(3040) =		LEVY LIMITS ARE REDUCED IN THE FOLLOWING ORDER	4010	ADD FRONT END FORMULA = (4002) X (4009) =
	NET NEGATIVE ADJ BALANCE TO BE CARRIED FORWARD	3511	GEN DEBT VOTER =	4011	TAC ADD BASE = GTR 0 OR [(4010)-(4005)] =
		3512	GEN DEBT OTHER =	4012	TAC ADD REF REVENUE = (4011) X 22.5% =
3043	GENERAL ADJUST BALANCE FORWARD = (3013)-(3026) -(3027)-(3028)-(3029) -(3030) =	3513	OPEB DEBT VOTER =		FY 2024 TAC TOTAL REF REV (JULY 2022 PAYMENT)
		3514	OPEB DEBT OTHER =	4013	TAC TOTAL REF REV = (4007)+(4012) =
3044	GENERAL DEBT SERVICE ADJUST BALANCE FORWARD =(3014)-(3035)-(3036)	3515	GENERAL NTC VOTER =	4014	MAXIMUM EC RESERVE = (57) X \$25 =
		3516	GENERAL NTC OTHER =	4015	RSVD EARLY CHILDHOOD = LSR(4013)OR(4014)=
3045	OPEB/PENSION DEBT SERVICE ADJUST BALANCE FORWARD =(3041)-(3042)=	3517	COMMUNITY SERVICE =		FY 2022 TACONITE RECEIPTS (FEB 2022 & AUG 2022 PYMT) USED TO CALCULATE PAY 23 LEVY LIMITATION REDUCTION
3046	TOTAL ADJUST BALANCE FORWARD =(3043) +(3044)+(3045)=	3518	MAX EFF LEVY LIMIT ADJ = SUM (3511) TO (3517)=	4016	TAC POT 13.72 CENTS PER TON (INITIAL AMT)
	LEVY AFTER OFFSETS STARTING POINT FOR MAX EFFORT ADJUSTMENTS	3519	MAX EFFORT LOAN AID RETAINED FOR FUTURE USE =(3510) - (3518) =	4017	CITY/TWP REPLACEMENT NOT USED THIS YEAR
3500	GEN DEBT VOTER APPR 5,137,777.26	4001	1983-84 RESIDENT PU	4018	TAC POT ALLOCATED TO OTHER TAC SCHOOL DIST TO FUND LINE (4028)
3501	GEN DEBT OTHER 754,646.10	4002	2011-12 RESIDENT PU	4019	TAC POT ALLOCATED TO CITIES AND TOWNSHIPS (SEE SPREADSHEET)
3502	OPEB DEBT VOTER APPR	44	2021-22 RES PU (PRE) 4,097.19	4020	TAC POT RECEIPTS BASE = (4016) - (4017) - (4018) - (4019) =
3503	OPEB DEBT OTHER	57	2023-24 ADJ PU (EST) 3,464.20	4021	MINING 3.43 CENTS/TON
3504	GENERAL NTC VOTER 669,369.04	4003	TACONITE REG REF PU =GTR (4001) OR (44)=	4022	TAC RAILR GRANDFATHER
3505	GENERAL NTC OTHER 1,048,195.39	4004	2011 NET TAX CAPACITY		
3506	COMMUNITY SERVICE 325,040.74	4005	TAC REF REV REDUCT FOR BOTH REG AND ADD REF = (4004) X 1.8% =		

TACONITE RECEIPTS (CONT)

4023 DEER RVR GRANDFATHER
 4024 FY 2022 ELIGIBLE TAC RECEIPTS BASE AMOUNT =SUM(4020) TO (4023)=
 4025 MAX TAC REDUCT = 95% OF [(4024)+(4019)]
 4026 TOTAL PAY 21 TAC LEVY LIMIT ADJUST ON LEVY LIMIT & CERTIFICATION
 4027 FY 2022 ELIG DIST TAC REPL AMT PLUS PAY 21 TAC LEVY ADJUSTMENT =(4024)+(4026)-(4019)
 4028 TAC POT ALLOCATED FROM OTHER TAC SCH DIST FOR PAY 21 LEVY REPLACEMENT [NOT INCL IN (4024)]
 4029 TAC PROP TAX RELIEF ACCOUNT TRANSFER FOR PAY 21 LEVY REPLACEMENT [NOT INCL IN (4024)]
 4030 FY 2022 ADDITIONAL TAC POT 11 CENTS/TON [NOT INCL IN (4024)]
 4031 FY 2022 TAC BLDG MAINT & REPAIR 4 CENTS/TON [NOT INCL IN (4024)]
 LEVY LIMIT SUBJECT TO TACONITE ADJUSTMENT
 4032 COMMUNITY SERVICE
 4033 OTHER GENERAL NTC
 4034 REDUCED OTHER NTC FOR LIMITED LTFM LEVY
 4035 OTHER GENERAL RMV
 4036 OP REFERENDUM (VOTER)
 4037 = 50% OF (4036) =
 4038 CAP PROJ LIMIT(VOTER)
 4039 = 50% OF (4038) =
 4040 NET OPEB DEBT SERV LEVY NON-VOTER APPR BONDS

LEVY LIMIT SUBJECT TO
 TACONITE ADJUSTMENT (CONT)

4041 NET OPEB DEBT SERV LEVY FOR VOTER APPR BONDS
 4042 = 50% OF (4041) =
 4043 NET GEN DEBT SERV LEVY NON-VOTER APPR BONDS
 4044 NET GEN DEBT SERV LEVY FOR VOTER APPR BONDS
 4045 = 50% OF (4044) =
 4046 COM SERV = -1 X (LSR OF (4025) OR (4032))=
 4047 REMAINING REDUCTION = (4025)+(4046) =
 4048 GEN OTH NTC = -1 X (LSR OF (4034) OR (4047))=
 4049 REMAINING REDUCTION = (4047)+(4048) =
 4050 OPEB TACONITE ADJUST NON-VOTER = -1 X (LSR OF (4040) OR (4049))=
 4051 REMAINING REDUCTION = (4049)+(4050) =
 4052 GDS TACONITE ADJUST NON-VOTER = -1 X (LSR OF (4043) OR (4051))=
 4053 REMAINING REDUCTION = (4049)+(4052) =
 4054 GEN OTH RMV = -1 X (LSR OF (4035) OR (4053))=
 4055 REMAINING REDUCTION = (4053)+(4054) =
 4056 OPER REF = -1 X (LSR OF (4037) OR (4055))=
 4057 REMAINING REDUCTION = (4055)+(4056) =
 4058 CAP PROJ = -1 X (LSR OF (4039) OR (4057))=
 4059 REMAINING REDUCTION = (4057)+(4058) =
 4060 OPEB DEBT TAC ADJUST VOTER APPR= -1 X (LSR OF (4042) OR (4059))=
 4061 REMAINING REDUCTION = (4059)+(4060) =

LEVY LIMIT SUBJECT TO
 TACONITE ADJUSTMENT (CONT)

4062 GDS TACONITE ADJUST VOTER APPR= -1 X (LSR OF (4045) OR (4061))=
 4063 TOTAL TACONITE LEVY LIMITATION ADJUST = (4046)+(4048)+(4050)+(4052)+(4054)+(4056)+(4058)+(4060)+(4062)=
 4064 CITY/TOWNSHIP DISTRIBUTION = (4025)+(4063) =
 FY 2024 LEVY, AID & REVENUE SUMMARY
 BY FUND CONTINUES ON PAGE 29

FY 2024 LEVY, AID & REV SUMMARY		***COMMUNITY SERVICE FUND***		**OPEB/PENS DEBT SERV FUND (CONT)**	
BY FUND					
(ESTIMATE AT TIME OF PROPOSED		5012 MAX EFFORT LOAN AID USED		5024 TOTAL OPEB/PENSION DEBT	
LEVY CERTIFICATION)		= -(3517) =		SERVICE FUND LEVY	
				LIMITATION	
GENERAL FUND		5013 TACONITE RECEIPTS		= (5022)+(5023) =	
		= -(4046) =			
5001 GEN RMV VOTER APPROVED		5014 TOTAL COMM SERV		5025 MAX EFFORT LOAN AID USED	
JOBZ EXEMPT = (3001)		FUND REVENUE = (5010)		= -(3513)-(3514) =	
+(3026)+(4056) = 2,229,165.43		+(5011)+(5012)+(5013) 498,596.29			
5002 GENERAL RMV OTHER		GENERAL DEBT SERVICE FUND		5026 TACONITE RECEIPTS =	
JOBZ EXEMPT = (3002)				-(4050)-(4060) =	
+(3027)+(4054) = 2,435,494.65					
5003 GEN NTC VOTER APPROVED		5015 GEN DEBT SERVICE		5027 TOTAL OPEB/PENSION DEBT	
JOBZ EXEMPT = (3003)+		VOTER APPROVED JOBZ		SERVICE FUND REVENUE	
(3028)+(3515)+(4058)= 669,369.04		NONEXEMPT = (3007)+		=(5024)+(5025)+(5026)	
		(3035)+(3511)+(4062)= 5,137,777.26			
5004 GENERAL NTC OTHER		5016 GEN DEBT SERV OTHER		TOTAL, ALL FUNDS	
JOBZ EXEMPT = (3004)+		JOBZ NONEXEMPT = (3008)			
(3029)+(3516)+(4048)= 1,048,195.39		(3036)+(3512)+(4052)= 754,646.10		5028 TOTAL LEVY LIMIT	
				= (5005)+(5010)	
5005 TOTAL GENERAL FUND		5017 TOTAL DEBT SERVICE		+ (5017)+(5024) = 12,599,688.61	
LEVY LIMITATION		FUND LEVY LIMITATION			
= (5001)+(5002)+(5003)		= (5015)+(5016) = 5,892,423.36		5029 TOTAL AID	
+ (5004) = 6,382,224.51				= (5006)+(5011)	
				+ (5018) = 31,495,799.23	
5006 TOTAL GENERAL FUND AID		5018 TOTAL DEBT SERVICE		5030 TOTAL MAX EFFORT AID USED	
= (323)+(329)+(334)+		FUND AID = (438)+		= (5007)+(5012)	
(340)+(341)+(342)+(358)		(779)+(799)+(2023) = 487,377.35		+ (5019)+(5025) =	
+(383)+(443)+(2021)= 30,834,866.33				5031 TOTAL TACONITE RECEIPTS	
5007 MAX EFFORT LOAN AID USED		5019 MAX EFFORT LOAN AID USED		= (5008)+(5013)	
= -(3515)-(3516) =		= (3508)-(3511)-(3512)		+ (5020)+(5026) =	
5008 TACONITE RECEIPTS		5020 TACONITE RECEIPTS		5032 TOTAL REVENUE	
= - (4048)-(4054)		= -(4052)-(4062) =		= (5009)+(5014)	
- (4056)-(4058) =				+ (5021)+(5027) = 44,095,487.84	
5009 TOTAL GENERAL FUND		5021 TOTAL DEBT SERVICE			
REVENUE = (5005)+		FUND REVENUE = (5017)			
(5006)+(5007)+(5008)= 37,217,090.84		+(5018)+(5019)+(5020) 6,379,800.71			
		OPEB/PENSION DEBT SERVICE FUND			
COMMUNITY SERVICE FUND		5022 OPEB/PENSION DEBT			
		SERVICE VOTER APPROVED			
5010 TOTAL COMMUNITY		JOBZ NONEXEMPT =(3010)+			
SERVICE FUND LEVY		(3041)+(3513)+(4060)=			
LIMITATION = (3006)+		5023 OPEB/PENSION DEBT			
(3030)+(3517)+(4046)= 325,040.74		SERVICE OTHER			
		JOBZ NONEXEMPT=(3011)+			
5011 TOTAL COMMUNITY		(3042)+(3514)+(4050)=			
SERVICE FUND AID					
= (611)+(621)+(626)					
+ (632)+(2022) = 173,555.55					

I. COMPUTATION OF 2022 PAYABLE 2023 LEVY LIMITATION BY FUND (BEFORE COUNTY AUDITOR ADJUSTMENTS):

FUND	INITIAL LEVY LIMITATION	LIMITATION ADJUSTMENTS	ABATEMENT ADJUSTMENTS	OFFSET ADJUSTMENTS	TAC/MAX EFF ADJUSTMENT	MAXIMUM LEVY LIMITATION
GEN-RMV VOTER-EXEMP	2,013,109.74	216,055.69	N/A			2,229,165.43
GEN-RMV OTHER-EXEMP	2,423,953.00	11,541.65	N/A			2,435,494.65
GEN-NTC VOTER-EXEMP	669,369.04		N/A			669,369.04
GEN-NTC OTHER-GENED	N/A	N/A	N/A	N/A	N/A	N/A
GEN-NTC OTHER-EXEMP	1,133,925.55	84,729.06-	1,001.10-			1,048,195.39
TOTAL GENERAL	6,240,357.33	142,868.28	1,001.10-			6,382,224.51
COM SERV-EXEMP	324,964.70	2.70-	78.74			325,040.74
DEBT-VOTER-NONEXEMP	5,429,433.00	294,070.42-	2,414.68			5,137,777.26
DEBT-OTHER-NONEXEMP	825,793.65	71,147.55-				754,646.10
TOTAL DEBT SERV	6,255,226.65	365,217.97-	2,414.68			5,892,423.36
OPEB-VOTER-NONEXEMP						
OPEB-OTHER-NONEXEMP						
TOTAL OPEB/PENSION						
TOTAL	12,820,548.68	222,352.39-	1,492.32			12,599,688.61

II. COMPARISON OF 2021 PAYABLE 2022 LEVY LIMITATION WITH 2022 PAYABLE 2023 LEVY LIMITATION (BEFORE COUNTY AUDITOR ADJUSTMENTS):

FUND	2021 PAY 2022 LIMITATION	2022 PAY 2023 LIMITATION	INCREASE (DECREASE)	PERCENT CHANGE
GENERAL	5,454,290.51	6,382,224.51	927,934.00	17.01
COMMUNITY SERVICE	313,062.34	325,040.74	11,978.40	3.83
GENERAL DEBT SERVICE	5,421,109.45	5,892,423.36	471,313.91	8.69
OPEB DEBT SERVICE				
TOTAL	11,188,462.30	12,599,688.61	1,411,226.31	12.61

III. COMPARISON OF 2021 PAYABLE 2022 CERTIFIED LEVY PLUS COUNTY AUDITOR ADJUSTMENTS WITH 2022 PAYABLE 2023 CERTIFIED LEVY PLUS COUNTY AUDITOR ADJUSTMENTS:

FUND	2021 PAY 2022 CERTIFIED LEVY + ADJUSTMENTS	2022 PAY 2023 CERTIFIED LEVY + ADJUSTMENTS	INCREASE (DECREASE)	PERCENT CHANGE
GENERAL	5,454,290.51			
COMMUNITY SERVICE	313,062.34			
GENERAL DEBT SERVICE	5,421,109.45			
OPEB DEBT SERVICE				
TOTAL AFTER ADJUSTMENTS	11,188,462.30			

LINE #	LIMITATION COMPONENTS	2021 PAY 2022 LIMITATION	2021 PAY 2022 CERTIFIED LEVY	2022 PAY 2023 LIMITATION	2022 PAY 2023 PROPOSED LEVY	2022 PAY 2023 CERTIFIED LEVY NOTES
SUBTOTALS BY LEVY CATEGORY						
(5001)	GENERAL-RMV VOTER-JOBZ EXEMPT	1,650,017.52	1,650,017.52	2,229,165.43	2,229,165.43	2,229,165.43
(5002)	GENERAL-RMV OTHER-JOBZ EXEMPT	2,149,576.25	2,149,576.25	2,435,494.65	2,435,494.65	2,435,494.65
(5003)	GENERAL-NTC VOTER-JOBZ EXEMPT	606,298.39	606,298.39	669,369.04	669,369.04	669,369.04
(5004)	GENERAL-NTC OTHER-JOBZ EXEMPT	1,048,398.35	1,048,398.35	1,048,195.39	1,048,195.39	1,048,195.39
(5010)	COMMUNITY SERV-NTC OTHER-EXEMPT	313,062.34	313,062.34	325,040.74	307,819.59	307,819.59
(5015)	GENL DEBT-NTC VOTER-NONEXEMPT	4,794,315.80	4,794,315.80	5,137,777.26	5,137,777.26	5,137,777.26 *1
(5016)	GENL DEBT-NTC OTHER-NONEXEMPT	626,793.65	626,793.65	754,646.10	754,646.10	754,646.10 *1
(5022)	OPEB DEBT-NTC VOTER-NONEXEMPT					
(5023)	OPEB DEBT-NTC OTHER-NONEXEMPT					
SUBTOTALS BY FUND						
(5005)	GENERAL FUND	5,454,290.51	5,454,290.51	6,382,224.51	6,382,224.51	
(5010)	COMMUNITY SERVICES FUND	313,062.34	313,062.34	325,040.74	307,819.59	307,819.59
(5017)	GENERAL DEBT SERVICE FUND	5,421,109.45	5,421,109.45	5,892,423.36	5,892,423.36	
(5024)	OPEB/PENSION DEBT SERVICE FUND					
SUBTOTALS BY TAX BASE						
	REFERENDUM MARKET VALUE	3,799,593.77	3,799,593.77	4,664,660.08	4,664,660.08	
	NET TAX CAPACITY	7,388,868.53	7,388,868.53	7,935,028.53	7,917,807.38	
SUBTOTALS BY TRUTH IN TAXATION CATEGORY						
	VOTER APPROVED	7,050,631.71	7,050,631.71	8,036,311.73	8,036,311.73	
	OTHER	4,137,830.59	4,137,830.59	4,563,376.88	4,546,155.73	
TOTAL LEVY						
	TOTAL LEVY	11,188,462.30	11,188,462.30	12,599,688.61	12,582,467.46	12,582,467.46
ALLOWABLE INCREASE						
	ALLOWABLE INCREASE AMOUNT				17,221.15	
	MAXIMUM ALLOWABLE CERTIFIED LEVY				12,599,688.61	

FOOTNOTES:
 *1 SCHOOL BUILDING BOND AGRICULTURAL CREDIT WILL BE CALCULATED USING THE GENERAL DEBT SERVICE LEVY CATEGORIES
 NOTE TO SCHOOL DISTRICTS: MUST CERTIFY PROPOSED AND FINAL LEVIES VIA THE WEB-BASED LEVY CERTIFICATION SYSTEM AVAILABLE ON THE MDE WEBSITE, HTTP://EDUCATION.STATE.MN.US.

LINE #	LIMITATION COMPONENTS	2021 PAY 2022 LIMITATION	2021 PAY 2022 CERTIFIED LEVY	2022 PAY 2023 LIMITATION	2022 PAY 2023 PROPOSED LEVY	2022 PAY 2023 CERTIFIED LEVY	NOTES
GENERAL REFER MARKET VALUE VOTER APPROVED JOBZ EXEMPT:							
(310)	1ST TIER RMV REFER	1,229,456.26	1,229,456.26	1,353,872.48	1,353,872.48	1,353,872.48	*2
(311)	2ND TIER RMV REFER	380,187.70	380,187.70	659,237.26	659,237.26	659,237.26	*2
(312)	UNEQUALIZED RMV REFER						
(1032)	FY 2023 1ST TIER REF ADJUST	23,259.13	23,259.13	2,448.78-	2,448.78-	2,448.78-	*2
(1040)	FY 2023 2ND TIER REF ADJUST	14,204.19	14,204.19	214,367.38	214,367.38	214,367.38	*2
(1048)	FY 2023 UNEQUAL REF ADJUST						
(1054)	FY 2023 TBRA ALLOC ADJUST						*2
(1063)	FY 2023 REF HOLD HARMLESS ADJ						
(1140)	FY 2021 1ST TIER REF ADJUST	2,821.13	2,821.13	9,661.56	9,661.56	9,661.56	
(1147)	FY 2021 2ND TIER REF ADJUST	14,033.60	14,033.60	5,524.47-	5,524.47-	5,524.47-	
	FY 2021 3RD TIER REF ADJUST	13,944.49-	13,944.49-	N/A	N/A	N/A	
(1154)	FY 2021 UNEQUAL REF ADJUST						
(1160)	FY 2021 TBRA ALLOC ADJUST						
(1172)	FY 2021 REF HOLD HARMLESS ADJ						
(1369)	OTHER RMV REF ADJUST (MEMO)						
(3026)	RMV REF NET OFFSET ADJUST						
(4056)	REFERENDUM TACONITE ADJUST						
(5001)	TOTAL GENERAL - RMV VOTER APPROVED JOBZ EXEMPT	1,650,017.52	1,650,017.52	2,229,165.43	2,229,165.43	2,229,165.43	
GENERAL REFER MARKET VALUE OTHER JOBZ EXEMPT:							
(307)	1ST TIER LOCAL OPTIONAL	516,626.76	516,626.76	568,907.39	568,907.39	568,907.39	*3
(237)	2ND TIER LOCAL OPTIONAL	1,170,730.22	1,170,730.22	1,387,390.36	1,387,390.36	1,387,390.36	*3
(240)	EQUITY	376,449.13	376,449.13	439,776.56	439,776.56	439,776.56	*3
(242)	TRANSITION	23,525.04	23,525.04	27,878.69	27,878.69	27,878.69	*3
(1012)	FY 2023 LOR TIER 1 ADJUST	9,773.66	9,773.66	1,029.00-	1,029.00-	1,029.00-	*3
(1016)	FY 2023 LOR TIER 2 ADJUST	23,834.97	23,834.97	2,331.80-	2,331.80-	2,331.80-	*3
(1020)	FY 2023 EQUITY ADJUST	7,538.09	7,538.09	2,403.18-	2,403.18-	2,403.18-	*3
(1024)	FY 2023 TRANSITION ADJUST	478.95	478.95	46.84-	46.84-	46.84-	*3
(1056)	FY 2023 LOR TIER 1 TBRA ADJUST						*2
(1065)	FY 2023 LOR TIER 1 HOLD HARM AD						
(1112)	FY 2021 LOR TIER 1 ADJUST	12,935.32	12,935.32	4,059.86	4,059.86	4,059.86	
(1119)	FY 2021 LOR TIER 2 ADJUST	N/A	N/A	9,900.73		9,900.73	
(1126)	FY 2021 EQUITY ADJUST	4,941.10	4,941.10	3,192.93	3,192.93	3,192.93	
(1133)	FY 2021 TRANSITION ADJUST	259.93	259.93	198.95	198.95	198.95	
	FY 2021 TIER 1 BRD-APPR REF ADJ			N/A	N/A	N/A	
(1166)	FY 2021 LOR TIER 1 TBRA ADJUST	N/A	N/A				
(1178)	FY 2021 LOR TIER 1 HOLD HARMLES	N/A	N/A				
(1374)	OTHER ADJ, GEN OTHER RMV						
(3027)	GENERAL OTH RMV NET OFFSET ADJ						
(4054)	GENERAL OTH RMV TACONITE ADJUST						
(5002)	TOTAL GENERAL - RMV OTHER JOBZ EXEMPT	2,149,576.25	2,149,576.25	2,435,494.65	2,435,494.65	2,435,494.65	

FOOTNOTES:

*2 DISTRICT UNDERLEVY IN THIS COMPONENT WILL RESULT IN PROPORTIONATE REDUCTION IN CORRESPONDING REFERENDUM EQUALIZATION AID (PRIOR TO TAX BASE REPLACEMENT AID AND REFERENDUM HOLD HARMLESS).

*3 DISTRICT UNDERLEVY IN THIS COMPONENT WILL RESULT IN PROPORTIONATE REDUCTION IN CORRESPONDING GENERAL EDUCATION AID. FISCAL YEAR (FY) REFERENCES IN THE LIMITATION COMPONENTS COLUMN RELATE TO PAYABLE 2023. FOR PAYABLE 2022 COLUMNS, THE AMOUNTS SHOWN ARE FOR ONE YEAR PRIOR THE FISCAL YEAR SHOWN.

LINE #	LIMITATION COMPONENTS	2021 PAY 2022 LIMITATION	2021 PAY 2022 CERTIFIED LEVY	2022 PAY 2023 LIMITATION	2022 PAY 2023 PROPOSED LEVY	2022 PAY 2023 CERTIFIED LEVY NOTES
GENERAL NET TAX CAPACITY VOTER APPROVED JOBZ EXEMPT:						
(502)	CAPITAL PROJECT REFERENDUM	606,298.39	606,298.39	669,369.04	669,369.04	669,369.04
(1377)	OTHER NTC VOTER ADJ					
(3028)	NTC VOTER NET OFFSET ADJ					
(3515)	NTC VOTER MAX EFFORT ADJ					
(4058)	CAPITAL PROJ TACONITE ADJ					
(5003)	TOTAL GENERAL - NTC VOTER APPROVED JOBZ EXEMPT	606,298.39	606,298.39	669,369.04	669,369.04	669,369.04

LINE #	LIMITATION COMPONENTS	2021 PAY 2022 LIMITATION	2021 PAY 2022 CERTIFIED LEVY	2022 PAY 2023 LIMITATION	2022 PAY 2023 PROPOSED LEVY	2022 PAY 2023 CERTIFIED LEVY	NOTES
GENERAL NET TAX CAPACITY OTHER JOBZ EXEMPT:							
INITIAL LEVIES:							
(231)	OPERATING CAPITAL	195,102.69	195,102.69	215,569.07	215,569.07	215,569.07	*3
(333)	ALT TEACHER COMP (Q COMP)	278,376.85	278,376.85	290,949.63	290,949.63	290,949.63	*4
(356)	ACHIEVEMENT & INTEGRATION						*5
(360)	FY 2023 REEMPLOYMENT INS	7,500.00	7,500.00	8,000.00	8,000.00	8,000.00	
(362)	SAFE SCHOOLS	120,758.40	120,758.40	124,711.20	124,711.20	124,711.20	
(365)	SAFE SCHOOLS INTERMEDIATE						
(368)	JUDGMENT						*6
(370)	ICE ARENA						
(382)	FY 2023 CAREER TECHNICAL	118,707.55	118,707.55	135,921.40	135,921.40	135,921.40	
(386)	FY 2022 ANNUAL OTHER POST- EMPLOYMENT BENEFITS (OPEB)						
(444)	LT FACILITIES EQUAL	167,114.24	167,114.24	148,457.29	148,457.29	148,457.29	*4
(445)	LT FACILITIES UNEQUAL	17,278.93	17,278.93	73,909.48	73,909.48	73,909.48	
(455)	DISABLED ACCESS						
(499)	BUILDING/LAND LEASE	141,956.91	141,956.91	136,407.48	136,407.48	136,407.48	
(500)	COOP BUILDING REPAIR						
(501)	OTHER CAPITAL (MEMO)						
(504)	CONSOL/TRANSITION						
(505)	REORG OPERATING DEBT						
(506)	FY 2023 HEALTH BENEFITS						
(507)	ADDITIONAL RETIREMENT						
(508)	SEVERANCE						
(509)	ADMINISTRATIVE DISTRICT						
(510)	SWIMMING POOL						
(511)	TREE GROWTH						
(512)	CONSOL/RETIREMENT						
(513)	ECON DEV ABATEMENT						
(514)	OTHER GENERAL (MEMO)						
(5005A)	SUBTOTAL - INITIAL LEVIES - GENERAL NTC OTHER JOBZ EXEMPT	1,046,795.57	1,046,795.57	1,133,925.55	1,133,925.55		

FOOTNOTES:

- *3 DISTRICT UNDERLEVY IN THIS COMPONENT WILL RESULT IN PROPORTIONATE REDUCTION IN CORRESPONDING GENERAL EDUCATION AID.
- *4 DISTRICT UNDERLEVY IN THIS COMPONENT WILL RESULT IN PROPORTIONATE REDUCTION IN EQUALIZATION AID.
- *5 70% OF INTEGRATION REVENUE IS PROVIDED BY STATE AID. DISTRICT MUST PROVIDE 30% OF INTEGRATION REVENUE EITHER THROUGH THIS LEVY OR THROUGH OTHER DISTRICT FUNDS.
- *6 WITH COMMISSIONER APPROVAL, DISTRICTS MAY SPREAD THIS LEVY OVER UP TO THREE YEARS.

FISCAL YEAR (FY) REFERENCES IN THE LIMITATION COMPONENTS COLUMN RELATE TO PAYABLE 2023. FOR PAYABLE 2022 COLUMNS, THE AMOUNTS SHOWN ARE FOR ONE YEAR PRIOR THE FISCAL YEAR SHOWN.

LINE #	LIMITATION COMPONENTS	2021 PAY 2022 LIMITATION	2021 PAY 2022 CERTIFIED LEVY	2022 PAY 2023 LIMITATION	2022 PAY 2023 PROPOSED LEVY	2022 PAY 2023 CERTIFIED LEVY	NOTES
GENERAL NET TAX CAPACITY OTHER JOBZ EXEMPT (CON'T):							
LEVY ADJUSTMENTS:							
(1004)	FY 2023 OPER CAPITAL ADJUST	8,358.92	8,358.92	17.92-	17.92-	17.92-	*3
(1105)	FY 2021 OPER CAPITAL ADJUST	720.54-	720.54-	774.13	774.13	774.13	
(1076)	FY 2023 ALT TEACHER COMP ADJUST	17,977.09-	17,977.09-	6,392.60	6,392.60	6,392.60	*7
(1207)	FY 2021 ALT TEACHER COMP ADJUST	1,736.31-	1,736.31-	4,329.63	4,329.63	4,329.63	
(1069)	FY 2023 ACHIEVE & INTEG ADJUST						*5
(1185)	FY 2021 ACHIEVE & INTEG ADJUST						*5
(1190)	FY 2021 REEMPLOYMENT ADJUST			94,392.45-	94,392.45-	94,392.45-	
(1195)	FY 2021 SAFE SCHOOLS ADJUST	3,533.04	3,533.04	1,113.48-	1,113.48-	1,113.48-	
(1200)	FY 2021 SAFE SCHOOLS INTERM ADJ						
(1233)	FY 2021 CAREER TECHNICAL ADJUST	8,283.92	8,283.92	10,764.06	10,764.06	10,764.06	
(1237)	FY 2021 HEALTH BENEFITS ADJUST						
(1243)	FY 2021 ANNUAL OPEB ADJUST						
(1080)	FY 2023 LTFM EQUAL ADJUST	450.83	450.83	18,404.83	18,404.83	18,404.83	
(1084)	FY 2023 LTFM UNEQUAL ADJUST						
(1091)	FY 2022 LTFM EQUAL ADJUST	4,223.07-	4,223.07-	15,811.44	15,811.44	15,811.44	
(1098)	FY 2022 LTFM UNEQUAL ADJUST						
(1218)	FY 2021 LTFM EQUAL ADJUST	344.68	344.68	2,051.90-	2,051.90-	2,051.90-	
(1229)	FY 2021 LTFM UNEQUAL ADJUST						
(5005B)	SUBTOTAL - ADJUSTMENTS-THIS PAGE						
	GENERAL NTC OTHER JOBZ EXEMPT	3,685.62-	3,685.62-	41,099.06-	41,099.06-		

FOOTNOTES:

- *3 DISTRICT UNDERLEVY IN THIS COMPONENT WILL RESULT IN PROPORTIONATE REDUCTION IN CORRESPONDING GENERAL EDUCATION AID.
- *5 70% OF INTEGRATION REVENUE IS PROVIDED BY STATE AID. DISTRICT MUST PROVIDE 30% OF INTEGRATION REVENUE EITHER THROUGH THIS LEVY OR THROUGH OTHER DISTRICT FUNDS.
- *7 DISTRICT UNDERLEVY IN THIS COMPONENT WILL RESULT IN PROPORTIONATE REDUCTION IN ALTERNATIVE COMPENSATION EQUALIZATION

FISCAL YEAR (FY) REFERENCES IN THE LIMITATION COMPONENTS COLUMN RELATE TO PAYABLE 2023. FOR PAYABLE 2022 COLUMNS, THE AMOUNTS SHOWN ARE FOR ONE YEAR PRIOR THE FISCAL YEAR SHOWN.

LINE #	LIMITATION COMPONENTS	2021 PAY 2022 LIMITATION	2021 PAY 2022 CERTIFIED LEVY	2022 PAY 2023 LIMITATION	2022 PAY 2023 PROPOSED LEVY	2022 PAY 2023 CERTIFIED LEVY NOTES
GENERAL NET TAX CAPACITY OTHER JOBZ EXEMPT (CON'T):						
LEVY ADJUSTMENTS:						
(1362)	PAY 20 LEASE ADJUST			43,630.00-	43,630.00-	43,630.00-
(1363)	LEASE LEVY ADJ (MEMO)					
(1364)	OTHER CAPITAL ADJUST (MEMO)					
(760)	FY 2024 FAC & EQUIP BOND ADJUST					
(1366)	ECON DEV ABATE ADJUST					
(1367)	DEBT SURPLUS ADJUST					
(1382)	OTHER GENERAL ADJUST					
(2039)	ABATEMENT ADJUSTMENT	490.93	490.93	4,384.58	4,384.58	4,384.58 *10
(2052)	CARRY-OVER ABATEMENT ADJUST					*11
(2070)	ADVANCE ABATEMENT ADJUST	4,797.47	4,797.47	5,385.68-	5,385.68-	5,385.68- *12
(3029)	GENERAL OTH NTC NET OFFSET ADJ					
(3516)	GEN OTH NTC MAX EFFORT ADJ					
(4048)	GENERAL OTH NTC TACONITE ADJUST					
(5005C)	SUBTOTAL - ADJUSTMENTS- THIS PAGE GENERAL NTC OTHER JOBZ EXEMPT	5,288.40	5,288.40	44,631.10-	44,631.10-	
(5005A)	SUBTOTAL - INITIAL LEVIES- PAGE 35 GENERAL NTC OTHER JOBZ EXEMPT	1,046,795.57	1,046,795.57	1,133,925.55	1,133,925.55	
(5005B)	SUBTOTAL - ADJUSTMENTS- PAGE 36 GENERAL NTC OTHER JOBZ EXEMPT	3,685.62-	3,685.62-	41,099.06-	41,099.06-	
(5004)	TOTAL GENERAL - NTC OTHER JOBZ EXEMPT	1,048,398.35	1,048,398.35	1,048,195.39	1,048,195.39	1,048,195.39

FOOTNOTES:

*10 PAY 2024 LEVY LIMITATION WILL BE INCREASED BY THE AMOUNT OF ANY UNDERLEVY IN THIS COMPONENT. DISTRICTS MAY SPREAD THIS COMPONENT OVER A PERIOD OF TWO YEARS (UP TO THREE YEARS ON REQUEST).
*11 PAY 2024 LEVY LIMITATION WILL NOT BE INCREASED BY ANY UNDERLEVY IN THIS COMPONENT UNLESS EXTENSION IS REQUESTED.
*12 PAY 2024 LEVY LIMITATION WILL BE INCREASED BY THE AMOUNT OF ANY UNDERLEVY IN THIS COMPONENT.
FISCAL YEAR (FY) REFERENCES IN THE LIMITATION COMPONENTS COLUMN RELATE TO PAYABLE 2023. FOR PAYABLE 2022 COLUMNS, THE AMOUNTS SHOWN ARE FOR ONE YEAR PRIOR THE FISCAL YEAR SHOWN.

LINE #	LIMITATION COMPONENTS	2021 PAY 2022 LIMITATION	2021 PAY 2022 CERTIFIED LEVY	2022 PAY 2023 LIMITATION	2022 PAY 2023 PROPOSED LEVY	2022 PAY 2023 CERTIFIED LEVY	NOTES
COMMUNITY SERVICE JOBZ EXEMPT:							
(610)	BASIC COMMUNITY EDUC	148,275.05	148,275.05	148,275.05	148,275.05	148,275.05	*13
(620)	EARLY CHILD FAMILY	50,603.51	50,603.51	55,714.60	55,714.60	55,714.60	*14
(625)	HOME VISITING	1,460.56	1,460.56	1,625.05	1,625.05	1,625.05	
(627)	ADULTS W/ DISABILITIES	4,350.00	4,350.00	4,350.00	4,350.00	4,350.00	
(631)	SCHOOL-AGE CARE	95,000.00	95,000.00	115,000.00	115,000.00	115,000.00	*14
(633)	OTHER COMM ED (MEMO)						
(1403)	FY 2023 EARLY CHILD FAMILY ADJ	319.32	319.32	10.69-	10.69-	10.69-	
(1407)	FY 2021 HOME VISITING ADJUST	59.36-	59.36-	7.99	7.99	7.99	
(1411)	FY 2021 SCHOOL-AGE CARE ADJUST	12,609.43	12,609.43	17,221.15-	17,221.15-	17,221.15-	
(1412)	ADULTS W/ DISABILITIES ADJUST						
(1415)	OTHER ADJUST (MEMO)			17,221.15			
(2040)	ABATEMENT ADJUSTMENT	113.83	113.83	520.00	520.00	520.00	*10
(2053)	CARRY-OVER ABATEMENT ADJUST						*11
(2071)	ADVANCE ABATEMENT ADJUST	390.00	390.00	441.26-	441.26-	441.26-	*12
(3030)	COM SERV NET OFFSET ADJUST						
(3517)	COM SERV MAX EFFORT ADJUST						
(4046)	COM SERV TACONITE ADJUST						
(5010)	TOTAL COMMUNITY SERVICE JOBZ EXEMPT	313,062.34	313,062.34	325,040.74	307,819.59	307,819.59	

FOOTNOTES:

- *10 PAY 2024 LEVY LIMITATION WILL BE INCREASED BY THE AMOUNT OF ANY UNDERLEVY IN THIS COMPONENT. DISTRICTS MAY SPREAD THIS COMPONENT OVER A PERIOD OF TWO YEARS (UP TO THREE YEARS ON REQUEST).
 - *11 PAY 2024 LEVY LIMITATION WILL NOT BE INCREASED BY ANY UNDERLEVY IN THIS COMPONENT UNLESS EXTENSION IS REQUESTED.
 - *12 PAY 2024 LEVY LIMITATION WILL BE INCREASED BY THE AMOUNT OF ANY UNDERLEVY IN THIS COMPONENT.
 - *13 DISTRICT UNDERLEVY IN THIS COMPONENT WILL RESULT IN PROPORTIONATE REDUCTION IN CORRESPONDING STATE AID.
 - *14 DISTRICT UNDERLEVY IN THIS COMPONENT WILL RESULT IN PROPORTIONATE REDUCTION IN CORRESPONDING STATE AID. DISTRICT MUST PROVIDE A COMMUNITY EDUCATION PROGRAM TO QUALIFY FOR THIS LEVY.
- FISCAL YEAR (FY) REFERENCES IN THE LIMITATION COMPONENTS COLUMN RELATE TO PAYABLE 2023. FOR PAYABLE 2022 COLUMNS, THE AMOUNTS SHOWN ARE FOR ONE YEAR PRIOR THE FISCAL YEAR SHOWN.

LINE #	LIMITATION COMPONENTS	2021 PAY 2022 LIMITATION	2021 PAY 2022 CERTIFIED LEVY	2022 PAY 2023 LIMITATION	2022 PAY 2023 PROPOSED LEVY	2022 PAY 2023 CERTIFIED LEVY	NOTES
DEBT SERVICE VOTER APPROVED JOBZ NONEXEMPT:							
(808)	DEBT SERVICE-AID ELIG	3,835,711.36	3,835,711.36	5,429,433.00	5,429,433.00		*15
(810)	DEBT SERVICE-AID INELIG	1,184,366.50	1,184,366.50				*15
(780)	NATURAL DISASTER DEBT						*15
(1701)	REDUCTION FOR DEBT EXCESS	230,863.53-	230,863.53-	294,070.42-	294,070.42-		
(1702)	OTHER ADJUST (MEMO)						
(2041)	ABATEMENT ADJUSTMENT	108.40	108.40	7,982.31	7,982.31	7,982.31	*10,16
(2054)	CARRY OVER ABATEMENT						*11,16
(2072)	ADVANCE ABATE ADJUST	4,993.07	4,993.07	5,567.63-	5,567.63-	5,567.63-	*12,16
(3035)	GDS VTR NET OFFSET ADJUST						
(3511)	GDS VTR MAX EFFORT ADJ						
(4062)	GDS VTR TACONITE ADJUST						
(5015)	TOTAL DEBT SERVICE VOTER APPROVED JOBZ NONEXEMPT	4,794,315.80	4,794,315.80	5,137,777.26	5,137,777.26	5,137,777.26	*1
DEBT SERVICE OTHER JOBZ NONEXEMPT:							
(809)	DEBT SERVICE-AID ELIG						*15
(811)	DEBT SERVICE-AID INELIG	218,190.00	218,190.00	217,770.00	217,770.00		*15
(771)	LT FACILITIES DEBT SERVICE	474,890.65	474,890.65	608,023.65	608,023.65		*15
(1710)	FY 2023 LTFM DEBT SERV ADJ			23.20-	23.20-	23.20-	
(1717)	FY 2022 LTFM DEBT SERV ADJ						
(1728)	FY 2021 LTFM DEBT SERV ADJ						
(1704)	REDUCTION FOR DEBT EXCESS	66,287.00-	66,287.00-	71,124.35-	71,124.35-		
(1705)	OTHER ADJUST (MEMO)						
(2041)	ABATEMENT ADJUSTMENT						*10,16
(2054)	CARRY OVER ABATEMENT						*11,16
(2072)	ADVANCE ABATE ADJUST						*12,16
(3036)	GDS OTH NET OFFSET ADJUST						
(3512)	GDS OTH MAX EFFORT ADJ						
(4052)	GDS OTH TACONITE ADJUST						
(5016)	TOTAL DEBT SERVICE OTHER JOBZ NONEXEMPT	626,793.65	626,793.65	754,646.10	754,646.10	754,646.10	*1

FOOTNOTES:

- *1 SCHOOL BUILDING BOND AGRICULTURAL CREDIT WILL BE CALCULATED USING THE GENERAL DEBT SERVICE LEVY CATEGORIES
- *10 PAY 2024 LEVY LIMITATION WILL BE INCREASED BY THE AMOUNT OF ANY UNDERLEVY IN THIS COMPONENT. DISTRICTS MAY SPREAD THIS COMPONENT OVER A PERIOD OF TWO YEARS (UP TO THREE YEARS ON REQUEST).
- *11 PAY 2024 LEVY LIMITATION WILL NOT BE INCREASED BY ANY UNDERLEVY IN THIS COMPONENT UNLESS EXTENSION IS REQUESTED.
- *12 PAY 2024 LEVY LIMITATION WILL BE INCREASED BY THE AMOUNT OF ANY UNDERLEVY IN THIS COMPONENT.
- *15 DISTRICT MUST LEVY THE MAXIMUM AMOUNT FOR THIS LEVY COMPONENT.
- *16 ABATEMENT ADJUSTMENTS SHOWN ON LINES 2041, 2054 AND 2072 APPEAR AS VOTER APPROVED DEBT SERVICE IF VOTER APPROVED INITIAL DEBT SERVICE LEVY ON LINE 812 IS GREATER THAN ZERO. OTHERWISE ABATEMENT ADJUSTMENTS APPEAR AS OTHER DEBT SERVICE.

FISCAL YEAR (FY) REFERENCES IN THE LIMITATION COMPONENTS COLUMN RELATE TO PAYABLE 2023. FOR PAYABLE 2022 COLUMNS, THE AMOUNTS SHOWN ARE FOR ONE YEAR PRIOR THE FISCAL YEAR SHOWN.

LINE #	LIMITATION COMPONENTS	2021 PAY 2022 LIMITATION	2021 PAY 2022 CERTIFIED LEVY	2022 PAY 2023 LIMITATION	2022 PAY 2023 PROPOSED LEVY	2022 PAY 2023 CERTIFIED LEVY NOTES
OPEB/PENSION DEBT SERVICE VOTER APPROVED JOBZ NONEXEMPT:						
(903)	REQ DEBT SERVICE LEVY FOR OPEB/PENSION BONDS					*15
(1900)	REDUCTION FOR DEBT EXCESS					
(1901)	OTHER ADJUST (MEMO)					
(2042)	ABATEMENT ADJUSTMENT					*10,17
(2055)	CARRY OVER ABATEMENT					*11,17
(2073)	ADVANCE ABATE ADJUST					*12,17
(3041)	OPEB DEBT VTR NET OFFSET ADJUST					
(3513)	OPEB VTR MAX EFFORT ADJ					
(4060)	OPEB/PENSION DEBT TACONITE ADJUST					
(5022)	TOTAL OPEB/PENSION DEBT SERVICE VOTER APPROVED JOBZ NONEXEMPT					
OPEB/PENSION DEBT SERVICE OTHER JOBZ NONEXEMPT:						
(908)	REQ DEBT SERVICE LEVY FOR OPEB/PENSION BONDS					*15
(1903)	REDUCTION FOR DEBT EXCESS	26,917.84-	26,917.84-			
(1904)	OTHER ADJUST (MEMO)					
(2042)	ABATEMENT ADJUSTMENT					*10,17
(2055)	CARRY OVER ABATEMENT					*11,17
(2073)	ADVANCE ABATE ADJUST					*12,17
(3042)	OPEB DEBT OTH NET OFFSET ADJUST	26,917.84	26,917.84			
(3514)	OPEB OTH MAX EFFORT ADJ					
(4050)	OPEB/PENSION DEBT TACONITE ADJUST					
(5023)	TOTAL OPEB/PENSION DEBT SERVICE OTHER JOBZ NONEXEMPT					

FOOTNOTES:

- *10 PAY 2024 LEVY LIMITATION WILL BE INCREASED BY THE AMOUNT OF ANY UNDERLEVY IN THIS COMPONENT. DISTRICTS MAY SPREAD THIS COMPONENT OVER A PERIOD OF TWO YEARS (UP TO THREE YEARS ON REQUEST).
- *11 PAY 2024 LEVY LIMITATION WILL NOT BE INCREASED BY ANY UNDERLEVY IN THIS COMPONENT UNLESS EXTENSION IS REQUESTED.
- *12 PAY 2024 LEVY LIMITATION WILL BE INCREASED BY THE AMOUNT OF ANY UNDERLEVY IN THIS COMPONENT.
- *15 DISTRICT MUST LEVY THE MAXIMUM AMOUNT FOR THIS LEVY COMPONENT.
- *17 ABATEMENT ADJUSTMENTS SHOWN ON LINES 2042, 2055 AND 2073 APPEAR AS VOTER APPROVED OPEB DEBT SERVICE IF VOTER APPROVED INITIAL OPEB DEBT SERVICE LEVY ON LINE 903 IS GREATER THAN ZERO. OTHERWISE ABATEMENT ADJUSTMENTS APPEAR AS OTHER DEBT SERVICE.

FISCAL YEAR (FY) REFERENCES IN THE LIMITATION COMPONENTS COLUMN RELATE TO PAYABLE 2023. FOR PAYABLE 2022 COLUMNS, THE AMOUNTS SHOWN ARE FOR ONE YEAR PRIOR THE FISCAL YEAR SHOWN.

END OF LEVY LIMITATION AND CERTIFICATION REPORT

World's Best Workforce Goals

[Minnesota Statutes, section 120B.11](#)



All children are ready for school

To ensure all children residing in our district are ready for kindergarten, Big Lake Little Learners Preschool Program objectives will include:

- **Goal:** The percentage of four year olds (K-eligible Fall 2022) enrolled for over 20 weeks, who earn an achievement level of “Meets” the Widely Held Expectations or “Exceeds” the Widely Held Expectations in the literacy domain as measured by Teaching Strategies GOLD 15.a notices and discriminates rhyme, will increase from 50% in the Fall of 2021 to 75% in the Spring of 2022.
- **Results:** The percentage of four year olds (K-eligible Fall 2022) enrolled for over 20 weeks, who earn an achievement level of “Meets” the Widely Held Expectations or “Exceeds” the Widely Held Expectations in the literacy domain as measured by Teaching Strategies GOLD 15.a notices and discriminates rhyme, increased from 50% in the Fall of 2021 to 89% in the Spring of 2022. - Goal achieved.



All children are ready for school

To ensure all children residing in our district are ready for kindergarten, Big Lake Little Learners Preschool Program objectives will include:

- **Goal:** The percentage of children age 4 years olds (K-eligible Fall 2022) who have attended Little Learners preschool for over 20 weeks, who earn an achievement level of “Meets” the Widely Held Expectations or “Exceeds” the Widely Held Expectations in the social-emotional domain as measured by Teaching Strategies GOLD will increase their ability to manage feelings from 50% to 75% proficient in the Spring 2022.
- **Results:** The percentage of children age 4 years olds (K-eligible Fall 2022) who have attended Little Learners preschool for over 20 weeks, who earn an achievement level of “Meets” the Widely Held Expectations or “Exceeds” the Widely Held Expectations in the social-emotional domain as measured by Teaching Strategies GOLD increased their ability to manage feelings from 50% to 92% proficient in the Spring 2022. - Goal achieved.



All children are ready for school

To ensure all children residing in our district are ready for kindergarten, Big Lake Little Learners Preschool Program objectives will include:

- ✘ The percentage of four year olds (K-eligible Fall 2023) enrolled for over 20 weeks, who earn an achievement level of “Meets” the Widely Held Expectations or “Exceeds” the Widely Held Expectations in the literacy domain as measured by Teaching Strategies GOLD will reach 75% by Spring of 2023.



All children are ready for school

To ensure all children residing in our district are ready for kindergarten, Big Lake Little Learners Preschool Program objectives will include:

- ✘ The percentage of children age 4 years olds (K-eligible Fall 2023) who have attended Little Learners preschool for over 20 weeks, who earn an achievement level of “Meets” the Widely Held Expectations or “Exceeds” the Widely Held Expectations in the social emotional domain as measured by Teaching Strategies GOLD will reach 75% proficient by Spring of 2023.



Ready for School Strategies

- Ensure staff have an understanding of the expectations and support to implement targeted strategies.
- Partner with families through increased communication and at-home learning opportunities.
- Share resources and strategies with other childcare providers and families who elect not/are unable to attend Little Learners.
- Monitor progress prior to and at screenings in preparation for K.
- Participate in strategic planning to support alignment between EC and K-12.



All third-graders can read at grade level



Goal: By May 2022, grade 3 students will improve their overall proficiency on the MCA III reading test by increasing the percentage of students proficient from 46 to 53 percent.

Note: We anticipated proficiency would be consistent with pre-Covid results (mid-60s) given in-person learning, the number of students testing, and targeted strategies.

Result: 40.9% of grade 3 students were proficient on the 2022 MCA reading test. Goal not achieved.

All third-graders can read at grade level

- x MCA reading scores will increase from 40.9% of third grade students scoring proficient in Spring 2022 to at or above the state average with a minimum of 50% of third grade students scoring proficient in Spring 2023.

Reading by 3rd Grade Strategies

- Effectively implement Foundations (phonics program) for students in grades K-3 and Heggerty (phonemic awareness) for students in grades K-2.
- Effectively implement targeted literacy practices (academic conversations, response writing, and vocabulary strategies) for students in grades K-3.
- Refine units of instruction to ensure alignment with prioritized MN Academic Standards, the Science of Reading, and the Five Pillars.



All racial and economic achievement gaps between students are closed.

- **Goal:** By the end of the 2021-2022 school year, BLS will reduce the achievement gap by 3 percent on MCA reading, math, and science assessments for all student groups.
- **Results:** See charts - Goal not achieved.
- Note: Data will be disaggregated by race, gender, English Learners*, Special Education, and Free/Reduced

	All Students	Males	Females	SPED	EL	FRLP
Reading 2021	55.1	53.1	57.1	25.4	29.0	39.2
Reading 2022	54.0	52.7	55.2	29.0	20.4	39.8
	All Students	Males	Females	SPED	EL	FRLP
Math 2021	47.4	49.9	44.8	21.2	19.4	33.3
Math 2022	48.5	49.6	47.4	24.1	19.1	37.2
	All Students	Males	Females	SPED	EL	FRLP
Science 2021	45.8	48.3	44.0	10.0	7.7	26.2
Science 2022	43.8	45.5	42.1	28.6	8.3	27.7

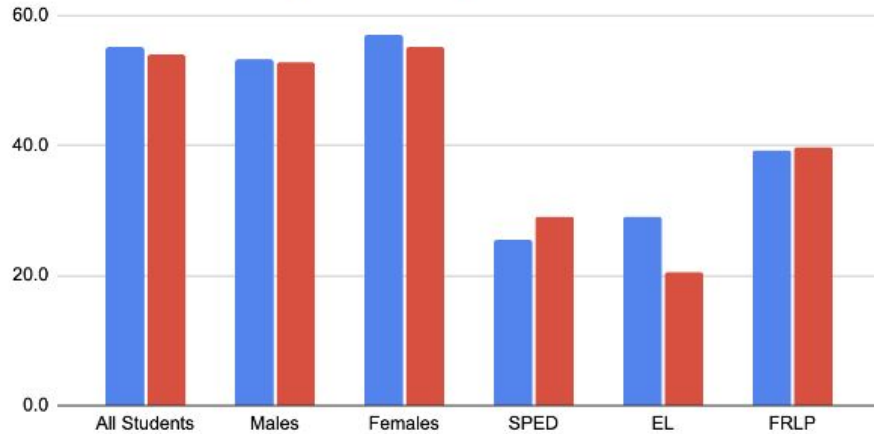
	All Students	White	Hispanic	American Indian	Asian	Black	2 or more races
Reading 2021	55.1	56.9	48.4	42.9	66.7	41.5	45.5
Reading 2022	54.0	56.2	44.5	50.0	62.5	40.0	49.4
	All Students	White	Hispanic	American Indian	Asian	Black	2 or more races
Math 2021	47.4	50.0	38.2		62.5	27.4	37.7
Math 2022	48.5	52.2	36.0	30.0	43.8	26.8	39.8
	All Students	White	Hispanic	American Indian	Asian	Black	2 or more races
Science 2021	45.8	46.9	42.4		75.0	27.3	45.8
Science 2022	43.8	47.7	34.1		50	15.2	34.9



Closing the Achievement Gap

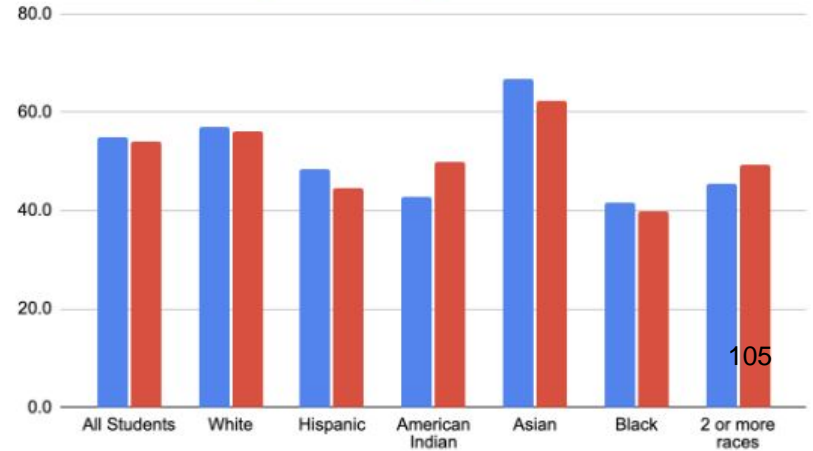
MCA Reading 2021 and 2022

Reading 2021 Reading 2022



MCA Reading 2021 and 2022

Reading 2021 Reading 2022



105

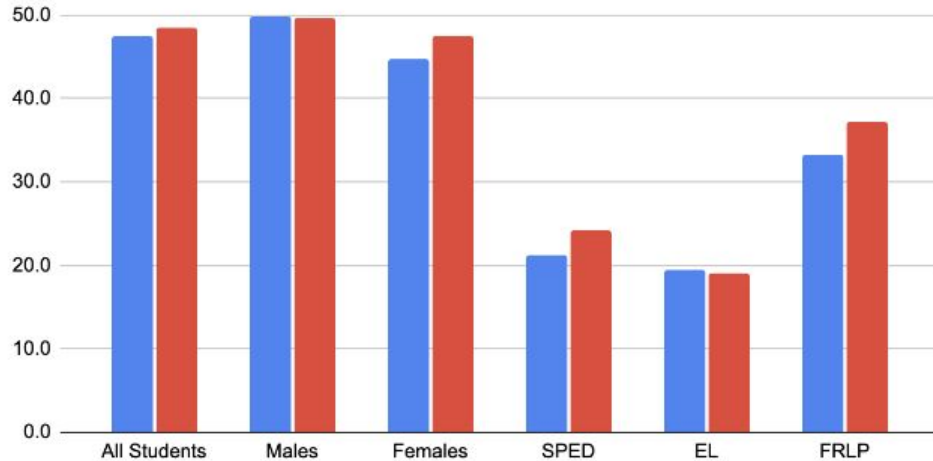




Closing the Achievement Gap

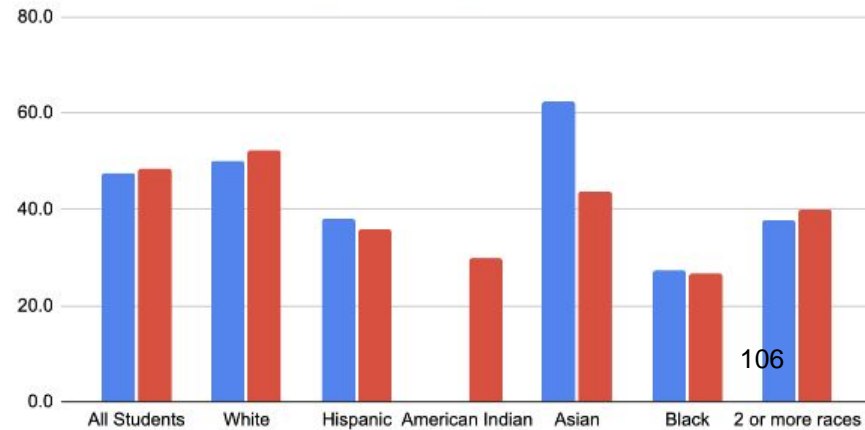
MCA Math 2021 and 2022

Math 2021 Math 2022



MCA Math 2021 and 2022

Math 2021 Math 2022

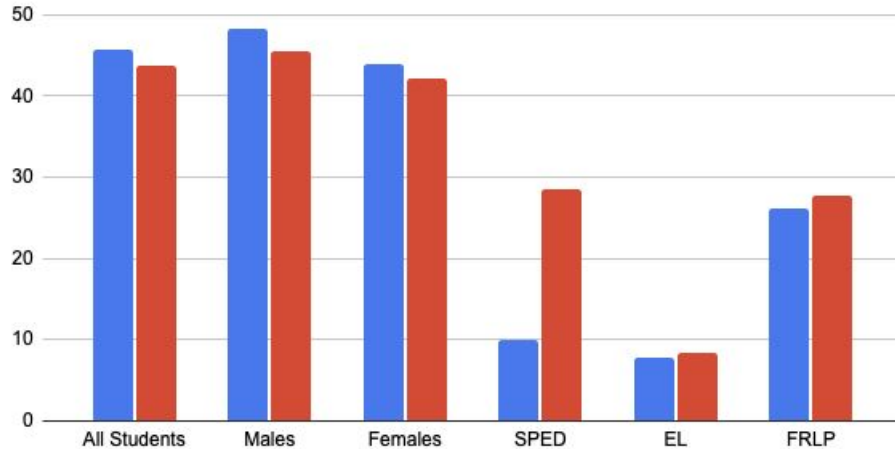


Closing the Achievement Gap



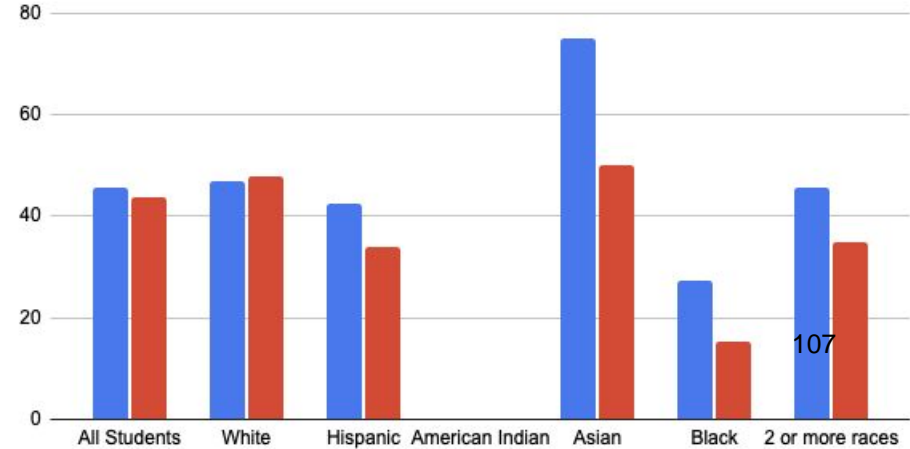
MCA Science 2021 and 2022

Science 2021 Science 2022



MCA Science 2021 and 2022

Science 2021 Science 2022



All racial and economic achievement gaps between students are closed.

- ✘ By the end of 2022-2023, BLS will reduce the achievement gap on MCA reading, math, and science assessments for all student groups while increasing the score for all students.
- ✘ Data will be disaggregated by race, gender, English Learners, Special Education, and Free/Reduced.

Strategies to Close the Achievement Gap

- Disaggregate and respond to what the data reveal per work in Professional Learning Communities (PLCs) and through building instructional leadership teams (ILTs).
- Provide professional learning for teachers on understanding the backgrounds of their students.
- Develop a deeper understanding of learner variability as a proactive approach to instructional planning.

Strategies to Close the Achievement Gap

- Implement the principles of Universal Design for Learning (UDL) to better address the needs of individual students.
- Effectively implement targeted literacy practices, focusing on academic conversations, response writing and vocabulary.
- Effectively implement social and emotional learning (SEL) practices.
- Continually refine units of instruction by focusing on the integration of prioritized grade-level standards, essential life-work skills, and literacy.

All students are ready for career and college

- **Goal:** By the end of the 2021-2022 school year, 90 percent of juniors* will take a career and/or college readiness assessment (ACT, Accuplacer, ASVAB).

*While career and college readiness assessments are administered during a HS student's junior year, some sophomores and seniors may elect to participate.

- **Results:** 53% of juniors took a career and/or college readiness assessment by the end of 2021-2022. - Goal not achieved

- ACT: entrance exam to inform college admissions and scholarship eligibility for 4 year universities
- Accuplacer: placement test for students interested in attending community and/or technical colleges
- ASVAB (Armed Services Vocational Aptitude Battery): skills and interest assessment that identifies interests and abilities for career options for both military and prospective members of the military



All students are ready for career and college

- x 100% of BLHS 9th grade students will complete a personalized learning plan for college and career readiness by Spring 2023.



Career & College Readiness Strategies

- Analyze and respond to SLEDS (Statewide Longitudinal Education Data System) data.
- Use the lagging indicators from SLEDS data to inform course offerings and programming at BLHS.
- Grow the apprenticeship program through expanded business and industry partnerships.
- Refine the Career and College Readiness (CCR) graduation requirements to reflect CCR-related data



Career & College Readiness Strategies

- Reinvigorate the use of Minnesota Career Information System (MCIS and MCIS Junior) to help students create and manage personalized learning plans.
- Increase collaboration among our schools to clarify and target life-work skills.
- Create more coherent skills-based pathways, especially for students in grades 6-12.

All students graduate from high school.

- **Goal:** The graduation rate for Big Lake High School will increase by 2 percent for the 2021-2022 school year.
- Note: This is based on data for a 4 year cohort. Graduation rates are also reported for 5, 6, and 7 years, based, in part, on students participating in transition programs (Special Education programming for 18-21 year olds).
- **Results:** In 2020, 90.31% of all students graduated in four years. In 2021, 95.39% of all students graduated in four years. The four year graduation rates for 2022 will be released in March 2023.

All students graduate from high school.

- ✘ Big Lake High School four-year adjusted cohort graduation rate will remain above 90% in 2022, with no student group below 85%.
- ✘ Note: Data will be disaggregated by race, gender, English Learners*, Special Education, and Free/Reduced

Graduation Strategies

- Reinvigorate the use of Minnesota Career Information System (MCIS and MCIS Junior) to help students create and manage personalized learning plans.
- Continue to have counselors monitor course completion to keep students on track for graduation.
- Provide alternatives for students who need additional courses and/or credits to stay on track for graduation.



Graduation Strategies

- Use STING (BLHS scheduled intervention period) to better target students who are in need of academic support.
- Continue to offer online learning options for students who may be more academically successful and confident learning in a different format and/or setting.





Thanks!

Any questions?

Minda Anderson

Assistant Superintendent of Teaching & Learning

m.anderson@biglakeschools.org

763-262-5105

Application for Cooperative Sponsorship

Deadline: Not later than 30 days prior to the first day of practice for that sport season.
 PLEASE SEE BYLAW 403.2 (A-C) and 403.4 (A-D) (amended May 15, 2017) FOR INFORMATION REGARDING REQUIRED DOCUMENTATION AND APPLICATION PROCEDURE

The governing boards of each participating school must jointly make application for cooperative sponsorship.

On behalf of the following schools, we hereby apply for cooperative sponsorship of **Boys Hockey** beginning with the **2023 - 2024** school year. (activity) (boys' or girls') (Adapted-CI or PI)

List **ALL** schools included in the cooperative sponsorship. *Attach another form if necessary.*

	School	Enrollment (9-12)*	City	Administrative Region**	Competitive Section**
High School #1:	Becker	861	Becker, MN	8AA	5A
High School #2:	Big Lake	1018	Big Lake, MN	8AA	5A
High School #3:					
High School #4:					

*Enrollment reported to the State of Minnesota on October 1 of the previous school year. **Current (Number and Class)

1. Do any of the above schools belong to a conference in this activity?
Yes This application must include a review and comments from the conference(s) of which the schools are members.
Mississippi 8 Conference approval – August 2022
2. Do any of the above schools currently have a cooperative agreement in this activity?
No An application for dissolution must be submitted for the existing agreement.
3. Describe the conditions which have prompted your request to co-sponsor this activity. (See model resolution at [www.mshsl.org/About MSHSL/Membership Information: A History & Model Resolution for School Boards](http://www.mshsl.org/About_MSHSL/Membership_Information:_A_History_&_Model_Resolution_for_School_Boards)) We are requesting to continue our boys' hockey coop. Neither school has enough players to field its own JV and V team. It has been a long-term coop.

4. List the number of students, by grade level, who participated in this activity during the previous year. *If the school did not sponsor the program last year, indicate the number of students expected to participate in this cooperatively-sponsored activity this year if approved.*

	7th	8th	9th	10th	11th	12th
High School #1	0	0	0	6	9	3
High School #2						
High School #3						
High School #4						

5. Team Identification: (Indicate how cooped schools should be identified in tournament program: Becker-Big Lake)
6. Team Colors: Blue / White / Black Team Mascot: Eagles
7. Host School (school that will receive revenue check): Becker HS

Board of Education (or designee)	School	Date
Signed _____	_____	_____
Signed _____	_____	_____
Signed _____	_____	_____
Signed _____	_____	_____

Official Action of the MSHSL Board of Directors
 Approved Not Approved

Signature: _____ Date: _____
MSHSL Executive Director

Application for Cooperative Sponsorship

Deadline: Not later than 30 days prior to the first day of practice for that sport season.

PLEASE SEE BYLAW 403.2 (A-C) and 403.4 (A-D) (amended May 15, 2017) FOR INFORMATION REGARDING REQUIRED DOCUMENTATION AND APPLICATION PROCEDURE

The governing boards of each participating school must jointly make application for cooperative sponsorship. On behalf of the following schools, we hereby apply for cooperative sponsorship of Girls Hockey beginning with the **2023 - 2024** school year.

List ALL schools included in the cooperative sponsorship. *Attach another form if necessary.*

	School	Enrollment (9-12)*	City	Administrative Region**	Competitive Section**
High School #1:	Princeton	951	Princeton	7AA	7AA
High School #2:	Becker	861	Becker	8AA	8AA
High School #3:	Big Lake	1018	Big Lake	8AA	8AA
High School #4:					

*Enrollment reported to the State of Minnesota on October 1 of the previous school year. **Current (Number and Class)

1. Do any of the above schools belong to a conference in this activity?

Yes M8 Conference approval August 2022 This application must include a review and comments from the conference(s) of which the schools are members.

2. Do any of the above schools currently have a cooperative agreement in this activity?

No An application for dissolution must be submitted for the existing agreement.

3. Describe the conditions which have prompted your request to co-sponsor this activity. (See model resolution at [www.mshsl.org/About MSHSL/Membership Information: A History & Model Resolution for School Boards](http://www.mshsl.org/About_MSHSL/Membership_Information:_A_History_&_Model_Resolution_for_School_Boards))

We are requesting to continue our GHOC Coop. The rationale is that we do not have enough players to field a JV and Varsity team by ourselves. This Coop has been in place for the past 10 years.

4. List the number of students, by grade level, who participated in this activity during the previous year. *If the school did not sponsor the program last year, indicate the number of students expected to participate in this cooperatively-sponsored activity this year if approved.*

	7th	8th	9th	10th	11th	12th
High School #1 Princeton	1	4	3	3	2	1
High School #2 Becker	0	1	1	0	0	0
High School #3 Big Lake	0	0	2	6	0	0
High School #4						

5. Team Identification: (Indicate how cooped schools should be identified in tournament programs): Princeton-Becker-Big Lake Tigers

6. Team Colors: Orange, Black, White Team Mascot: Tigers

7. Host School (school that will receive revenue share check):

Board of Education (or designee)	School	Date
Signed _____	_____	_____
Signed _____	_____	_____
Signed _____	_____	_____
Signed _____	_____	_____

Official Action of the MSHSL Board of Directors

Approved Not Approved

Signature: _____ Date: _____
 MSHSL Executive Director

RESOLUTION ESTABLISHING COMBINED POLLING PLACES FOR MULTIPLE
PRECINCTS AND DESIGNATING HOURS DURING WHICH THE POLLING
PLACES WILL REMAIN OPEN FOR VOTING FOR SCHOOL DISTRICT
ELECTIONS NOT HELD ON THE DAY OF A STATEWIDE ELECTION

BE IT RESOLVED by the School Board of Independent School District No.727, State of Minnesota, as follows:

1. Pursuant to Minnesota Statutes, Section 205A.11, the precincts and polling places for school district elections are those precincts or parts of precincts located within the boundaries of the school district which have been established by the cities or towns located in whole or in part within the school district. The board hereby confirms those precincts and polling places so established by those municipalities.

2. Pursuant to Minnesota Statutes, Section 205A.11, the board may establish a combined polling place for several precincts for school district elections not held on the day of a statewide election. Each combined polling place must be a polling place that has been designated for use as a polling place by a county or municipality. The following combined polling places are established to serve the precincts specified for all school district special and general elections not held on the same day as a statewide election in the calendar year following the adoption of this resolution:

Combined Polling Place: Saron Lutheran Church, 311 Lake St S, Big Lake, MN 55309

This combined polling place serves all territory in Independent School District No.727, located in Becker Township; Orrock Township; Big Lake Township P2, P3, P4 and the City of Big Lake P1, P2, and P3, Sherburne County, Minnesota.

3. Pursuant to Minnesota Statutes, Section 205A.09, the polling places will remain open for voting for school district elections not held on the same day as a statewide election between the hours of 7:00 o'clock a.m. and 8:00 o'clock p.m.

4. The clerk is directed to file a certified copy of this resolution with the county auditors of each of the counties in which the school district is located, in whole or in part, within thirty (30) days after its adoption.

5. As required by Minnesota Statutes, Section 204B.16, Subdivision 1a, the clerk is hereby authorized and directed to give written notice of new polling place locations to each affected household with at least one registered voter in the school district whose school district polling place location has been changed. The notice must be a nonforwardable notice mailed at least twenty-five (25) days before the date of the first election to which it will apply. A notice that is returned as undeliverable must be forwarded immediately to the appropriate county auditor, who shall change the registrant's status to "challenged" in the statewide registration system.

School District Clerk

Date