

|        |  |  |
|--------|--|--|
| AGENDA | CORBETT SCHOOL DISTRICT<br>REGULAR SCHOOL BOARD MEETING<br>MPB/Board Room/ZOOM-OWL<br>35800 E Historic Columbia River Highway<br>Corbett, Oregon 97019 | 7:00 PM<br>Wednesday, September 20, 2023 |
|--------|--|--|

- 1. PRELIMINARY BUSINESS
  - 1. Call to Order / Flag Salute
  - 2. Review and Acceptance of Agenda
  - 3. Board Chair Report Information/Discussion 3
- 2. Approval of Minutes Action Item 4
- 3. Introduction and Comments of Guests and Representatives
  - 1. Principal / Director/ Supervisor Reports 14
- 4. FINANCIAL REPORTS / MATTERS
  - 1. Report Information Item 25
  - 2. Budget Committee Vacancy Information Item 37
  - 3. Recommendation to Contract with Auditors 40  
Action Item
  
  - 4. Oregon School Board Members - New Law 41  
Information/Discussion Item
- 5. Superintendent Fialkiewicz 55  
Report Information Item
  - 1. Enrollment Numbers/Application Process Update
  - 2. Update on Corbett School campus upgrades and/or grants
  - 3. Strategic Planning/Future Planning 68
- 6. CONSENT AGENDA
  - 1. **Consent agenda \*\*Resolution items 09.35-23\*\* through 09.42-23\*\*** **Action Items**
- 7. CURRICULUM
- 8. STUDENTS
- 9. TRANSPORTATION, BUILDINGS AND MAINTENANCE
- 10. CO-CURRICULAR ACTIVITIES
- 11. Executive Session, if needed, held pursuant to ORS 192.660 (2)(d) for the purpose to conduct deliberations with persons designated to carry on labor negotiations.
- 12. Personnel
  - 1. See 6.1
  - 2. See 6.1
  - 3. See 6.1
  - 4. See 6.1
  - 5. See 6.1
  - 6. Vacant Positions Information Item
  - 7. Contract Bargaining Agreement (CBA for CEA) Action Item
  - 8. See 6.1

- 13. Policy 69
- 14. Matters for the Good of the Order
- 15. COMING EVENTS 70
  - 1. Thursday, September 21, 2023 - Fall OSBA Regional Meeting/Legislative Roadshow at Sheraton Portland Airport Hotel - should be signed up with Robin already.
  - 2. Friday, September 29 - Inservice
  - 3. Thursday, October 5, 2023 - Mid-term
  - 4. Monday, October 9-Thursday, October 12, National School Lunch Week
  - 5. Tuesday, Wednesday, - October 10-11, 2023, CAPS, CMS, CGS Conferences in eve
  - 6. Thursday, October 12, 2023, CHS Conferences in eve
  - 7. Wednesday, October 18, 2023 - Regular School Board Meeting in the MPB/Board Room/ZOOM/OWL, 7:00 P.M.
  - 8. OSBA Annual Convention - November 10-11, 2023 - Portland Marriott Downtown Waterfront Hotel  
Please sign up with Robin for any OSBA events you wish to attend.
- 16. ADJOURNMENT

# Corbett School District 39

Code: CBG  
Adopted: 7/21/21

## Evaluation of the Superintendent

The Board will formally evaluate the superintendent’s job performance at least once each year. The evaluation will be based on the administrative job description, any applicable standards of performance, Board policy and progress in attaining any goals for the year established by the superintendent and/or the Board.

Additional criteria for the evaluation, if any, will be developed at a public board meeting prior to conducting the evaluation. The superintendent will be notified of the additional criteria prior to the evaluation.

The Board’s discussion and conferences with and about the superintendent and their performance will be conducted in an executive session, unless the superintendent requests a session open to the public. Such an executive session will not include a general evaluation of any district goal, objective or operation. Results of the evaluation will be written and placed in the superintendent’s personnel file.

At the Board’s discretion, it may notify the superintendent in writing of specific areas to be remedied, and the superintendent may be given an opportunity to correct the problem(s). Where the Board provided written notice pursuant to the prior sentence, if the Board determines the superintendent’s performance remains unsatisfactory, the Board may dismiss or non-renew the superintendent pursuant to Board policy, the superintendent’s employment contract and state law and rules. In those situations where the superintendent’s employment contract includes an evaluation, dismissal or non-renewal provision, it shall take precedent over this policy.

END OF POLICY

---

### Legal Reference(s):

[ORS 192.660\(2\), \(8\)](#)  
[ORS 332.107](#)  
[ORS 332.505](#)

[ORS 342.513](#)  
[ORS 342.815](#)

[OAR 581-022-2405](#)

Hanson v. Culver Sch. Dist. (FDAB 1975).

### Cross Reference(s):

BDC - Executive Sessions  
CB - Superintendent  
CBA - Qualifications and Duties of the Superintendent

**August 16, 2023 - Corbett School District Regular Board Meeting Minutes**  
**Board Approved**

A Regular Board Meeting of the Board of Trustees of Corbett School District was held Wednesday, August 16, 2023, beginning at 7:00 PM in the MPB/Board Room and via ZOOM-Owl virtual platform. Board members present were Todd Mickalson, Vice Chairman; David Granberg, Ben Byers; Dylan Rickert and Leah Fredericks. Members Michelle Vo and Bob Buttke had excused absences. Also present were Administrators Derek Fialkiewicz, Ed.D., Superintendent; Jeanne Swift, Assistant Superintendent/Director Student Services; Brie Windust, Business Office Assistant/ZOOM moderator; Robin Lindeen-Blakeley, Deputy Clerk/HR Lead and Cindy Duley, Business Manager (virtual). No HS Student Representative was in attendance. NOTE: The minutes are prepared to coincide with time scheduled matters and the numbering system of the agenda and is not necessarily the actual order of happenings at the meeting.

**1. PRELIMINARY BUSINESS**

Meeting in person at MPB or if virtual,

Please click the link below to join the webinar:

<https://us02web.zoom.us/j/86432510383>

Or iPhone one-tap :

US: +16699006833,,86432510383# or +12532158782,,86432510383#

Or Telephone:

Dial(for higher quality, dial a number based on your current location):

US: +1 669 900 6833 or +1 253 215 8782 or +1 346 248 7799 or +1 929 205 6099  
or +1 301 715 8592 or +1 312 626 6799

Webinar ID: 864 3251 0383

International numbers available: <https://us02web.zoom.us/j/86432510383>

There were approximately 11 online attendees and several in person at the meeting.

Todd Mickalson, Board Vice Chair:

1.1. Called the meeting to Order and led the Flag Salute.

1.2. Review and Acceptance of Agenda

Todd Mickalson, Board Vice Chair – announced addition under Item 1.3 Bond Oversight Committee report by Todd Redfern.

Handouts for Superintendent contract (Item 5.3).

Additional information item under 11.0.

There will be an Executive Session prior to Item 11.7.

1.3. Board Chair Report Information/Discussion

Todd Mickalson - Board Vice Chair had nothing to report. He read aloud bullet points a.-c.

[https://policy.osba.org/corbett/AB/BD\\_BDA%20G1.PDF](https://policy.osba.org/corbett/AB/BD_BDA%20G1.PDF)

a. Scheduling Fall Retreat/Work Session/Training for the Board

b. Goals for District and Superintendent - Policy CBG

c. Oregon Audits Division - letter

**Attachments: (2)**

Todd Redfern reported to the Board about the G.O. Bond oversight committee. Five members

present and toured the new school recently after school hours with a walk through. Three of the five have construction backgrounds, so helped the understanding for the other two. It was good to see requirements happening there.

7:07 p.m.

## 2. Approval of Minutes Action Item

David Granberg moved and Leah Fredericks seconded:

**RESOLUTION NO. 8.23-23 - RESOLVED** that the Board approved the minutes of the Public Hearing 2023-2024 Budget / Regular School Board meeting of June 21, 2023 and the minutes of the July 18, 2023 Regular School Board meeting.

<https://policy.osba.org/corbett/AB/BDDG%20D1.PDF>

**Attachments:** (2)

The vote of the Board was 5-0.

## 3. Introduction and Comments of Guests and Representatives

- a. No comments from the audience at this time in the meeting.

<https://policy.osba.org/corbett/AB/BDDH%20D1.PDF>

### 3.1. Principal / Director/ Supervisor Reports

Derek Fialkiewicz, Ed.D. did not report at this time in the meeting.

---

## 4. FINANCIAL REPORTS / MATTERS

Derek Fialkiewicz, Ed.D., Superintendent and Cindy Duley, Business Manager

### 4.1. Report Information Item

Cindy Duley, Business Manager, reported that the financial report was in the board packet. She explained that Fund 08 & 09 are now also in Fund 10, as was suggested by the completion of the 2021-22 audit. Now Expenditures (XP) and Revenue (RV) for OSCIM grant so there is clear auditing, with spending out of Fund 10 first. XP categories overspent, so looked at variances. Over budget in Instructional Services, mostly ESSER and under in Support Services budget, which should have been Instructional Services. One time only training grant for Retention and Revitalization. We are tracking all '23-'24 grants now to make sure we under budget but also spend it out, for supplemental budget if needed based on our Adopted budget. We pushed out the deadline for the audit RFP and now have had three audit firms reach out to us.

Ms. Lindeen-Blakeley said there was one proposal in at this time.

Board discussion.

**Attachments:** (1)

### 4.2. Budget Committee Vacancy Information Item

Derek Fialkiewicz, Ed.D., Superintendent read aloud:

Position No. 3 is vacant and would be for a term that expires or renews on December 31, 2024. One applicant, Todd Redfern, has applied for the vacancy. We will accept applications until September 14, and appoint someone to fill the vacancy at the September 20, 2023 Board meeting.

**Attachments: (3)**

4.3. Employee lunch Information Item

Derek Fialkiewicz, Ed.D., Superintendent, received feedback from staff that they wanted the ability to buy lunch back. Seth Tucker, Kitchen Manager, has agreed. Staff can pre-pay through Mealtime for a seamless experience.

Employee meals requested by teachers, administrators, custodians, and other staff not directly involved with the operation of the district's nutrition and food services will prepay \$5.25 to purchase lunch to cover all direct and indirect costs of preparing and serving the meal.

<https://policy.osba.org/corbett/E/EFAA%20R%20D1.PDF>

5. Superintendent Fialkiewicz Report Information Item

Derek Fialkiewicz, Ed.D. reported:

- a. Summer Learning – no summer learning
- b. Woodard Road property project – lots of work done, metal siding almost done, all paint and drywall done on Building #1. Building #2 is framed/drywall with scheduled painting week of August 21. Painting is being done on two wooden buildings. Cabinets and sinks started on Building #1. Paving for driveway week of August 21. Landscaping and irrigation in. Moving fast with estimate for end of November completion and a month to move in. Brekik to have transition for move in to us the week of August 21 and plans for CMS students and staff to start at Woodard January 8, 2024.
- c. Fall opening plans – August 17 is new hire day on campus. They will be hearing about CSD and filling out paperwork including for health benefits. August 21 teachers are back and the Board is invited to In-service Day at Camp Angelos on August 23<sup>rd</sup> with 8:00 a.m. opening and 8:15 breakfast. Open House in evening on August 24.
- d. Goals for 2023-2024 – advised to keep away from quantitative, so will come to the next meeting with personal goals.  
<https://policy.osba.org/corbett/C/CBG%20G1.PDF>
- e. Survey results from summer 2023 – not at this time in the meeting

5.1. Enrollment/Application Process Update

Derek Fialkiewicz, Ed.D. noted that enrollment at 1092, many students in queue and two on wait list.

Ben Byers asked if waitlisted have been offered online option.

Dr. Fialkiewicz answered yes.

5.2. Update on Corbett School campus upgrades and/or grants

Derek Fialkiewicz, Ed.D. reported that CMS parking lot has been resurfaced and repainted with new traffic flow. All the locks on doors in the entire district have been replaced so that all door handles have push in button on inside and key access on outside. The gym floors have been re-polished. 6<sup>th</sup> graders have found space and two K-

1 teachers are now in new, two long spaces created in the Longhouse, with meeting space in the middle. One sink is to be added.

Todd Mickalson asked about status of CTE in CHS gym area.

Dr. Fialkiewicz said that it was done on time through CTE budget.

### 5.3. Proposed Revised Employment Contract Agreement for Superintendent Fialkiewicz Action Item

Todd Mickalson - Board Vice Chair announced that we have a handout copy with uncertain portions addressed in this version. He doesn't have any issues with this contract agreement. It was shared on screen. There is no increase in salary, but an increase in annuity. The overall cost increase about \$22,000 per year.

David Granberg appreciated the reason for variable except unknown value over one to ten years plus.

Dr. Fialkiewicz said he has a year to figure out and bring back to table.

Leah Fredericks said she had a chance to read and has no issues.

Todd Mickalson moved and David Granberg seconded:

**RESOLUTION NO. 8.24-23 - RESOLVED** that the Board approved the proposed and revised employment contract agreement between the Board of Directors of CSD 39 and Superintendent Fialkiewicz.

#### **Attachments:** (1)

The vote of the Board was 5-0.

Ben Byers thanked Dr. Fialkiewicz for working with the Board on the agreement.

Dr. Fialkiewicz replied "you're welcome."

---

### 6. CONSENT AGENDA

<https://policy.osba.org/corbett/AB/BDDC%20D1.PDF>

Todd Mickalson moved as written and David Granberg seconded:

---

#### 6.1. **Consent agenda \*\*Resolution items 8.25-23\*\* through 8.29-23\*\*Action Item**

**11.1\*\*RESOLUTION NO. 8.25-23\*\* - RESOLVED** that the Board confirmed the extra duty recommendations for Brie Windust as MS Head Girls Soccer coach and Grace Lam Tiang for JV2 Volleyball coach for the fall season; Eric Windust as HS Head Boys Basketball coach for the winter season and Paul Rondema as HS Head Track Coach for the spring season in 2023-24; Katelyn Selzer White, .33 FTE Activities Coordinator, for CAPS; Angela Davis, Athletic Director; (+30 contract days); Nicholas Budge, Activities Director; Rebecca Hart, Yearbook Advisor and Zach Goude, Robotics, for the 2023-24 school year.

**11.2\*\*RESOLUTION NO. 8.26-23\*\* - RESOLVED** that the Board rescinded the hire of 1.0 FTE GS Counselor, Heather Burdette, as she resigned her position prior to starting work on August 17, 2023.

**11.3\*\*RESOLUTION NO. 8.27-23\*\* - RESOLVED** that the Board confirmed the hire of Mandi Young, 1.00 FTE GS Counselor, effective August 17, 2023.

---

**11.4\*\*RESOLUTION NO. 8.28-23\*\* - RESOLVED** that the Board confirmed the hire of Sarah McIntyre, 1.00 FTE Temporary HS Spanish Teacher, effective August 17, 2023.

**11.5\*\*RESOLUTION NO. 8.29-23\*\* - RESOLVED** that the Board confirmed the hire of Zachary Young, 1.00 FTE Temporary HS Language Arts Teacher.

The vote of the Board was 5-0 in favor of Consent Agenda \*\*Resolution items 8.25-23\*\* through 8.29-23\*\*.

## 7. CURRICULUM

### a. Educational Excellence - Standards-based Instruction

Mrs. Kathy Childress, HS Principal – Addressed the Board and is excited about school year. This is her fourth year as Principal and fifth year in the District. Better year for not having to figure out a bunch of how to do school, since lots of solid processes in place and work yet to be done among staff in K-12 plan. The maps to align to priorities and standards in math, science, etc., starting on September 29. In February group will come back on In-service date to deconstruct for student language after touching bases with all teachers (their professional development for the year) and in the spring develop curriculum. Employees met in June and August. (Information attached in BoardBook Extras)

Mrs. Childress answered science, with better tests.

### b. Map Assessment -

Dr. Fialkiewicz added that it is a great idea to bring K-12 together and #OneCorbett. Next fall will have portrait for a person in NV to come and work with what traits we want to align K-12 and do mapping and align to our beliefs. The next couple of years we will see changes for alignment. Difficult tracking throughout the year and hard to know how students are doing from grade 3 to graduate and after if getting all the tools for after high school. Bringing in NWEA to Portland three times a year for testing and nationally normed. Teachers get professional development to map progress and work with students individually from year to year. Helps students to own their own learning. ESSER money used for professional development and math assessment.

Leah Frederick asked if they access every student in every grade.

Dr. Fialkiewicz said they are online computer adaptations and based on their abilities to keep testing up to help place them.

Ben Byers asked about grabbing recent graduates in the summertime for use with this mapping.

Dr. Fialkiewicz shared embargoed results graphs of 2023 SBAC report on screen. It is yet unofficial data not released from the state. (Information attached in BoardBook Extras) Comparing apples to oranges, different groups of kids. Reading by cohort is better with same group of kids to see great growth. 8<sup>th</sup> grade is working on it. Math by grade and 4<sup>th</sup> and 7<sup>th</sup> great. By cohort, all groups are up, with a small dip overall. Happy with progress and see nothing but positive. Especially with three months of CMS students being displaced, kudos to them and their staff given obstacles of move to other

buildings this year.

## 8. STUDENTS

Derek Fialkiewicz, Ed.D., Superintendent asked the Athletic Director to talk about sports. Angela Davis, Athletic Director, reported she is excited about over 150 students out for fall sports, the best since COVID-19. Two men's' soccer teams, 36 students out for cross country and volleyball, over 30 for football and one woman's soccer team. Red and Black inter school scrimmage at 5:30 August 24. Impact concussion testing for all sports. We do not have a trainer. Welcome to new coaches Eric Windust for men's basketball and Paul Rondema for cross country.

David Granberg asked about physicals and Todd Mickalson asked about a cutoff date being relayed.

They are due by the first practice and held out of first meet/game if not done. Urgent care has pretty low cost.

Some challenging transitions and hard changes streamlined to Big Teams registration. Training for coaches on concussion protocol, steroids, etc. Paying attention to heat and air quality on "Purple Air".

Todd Mickalson suggested need unity overall.

Ms. Davis has group texts for coaches in communication with OSAA for heat index and what facility use for gyms, etc. if over 100 index, need to be worried.

7:59 p.m.

## 9. TRANSPORTATION, BUILDINGS AND MAINTENANCE

Derek Fialkiewicz, Ed.D., Superintendent, announced exciting news for \$216,000 PGE Grant. We are getting new electric Ford Lightning truck and a utility van for maintenance department to replace our old truck. With three campuses and SBMH building, need for storage in van. Dual charging stations (two spaces) to be installed outside the gym can also be used by the public when not being used by maintenance department.

### a. PGE Drive Change Fund Award

#### **Attachments:** (1)

David Granberg asked about potential increase in using electricity.

Ben Byers wondered about costs beyond life of grant, ex. for maintenance.

Dr. Fialkiewicz said it should be much less than gas charges and maintenance requires no oil changes or tune ups.

Examples from Todd Mickalson for two vehicles at his work place about \$150-\$170/month. Are they giving us the money up front? Reminder about lithium battery caused fire damage in maintenance office.

Dr. Fialkiewicz said 75% up front and when complete, 25% reimbursement. Curtis Young worked on the grant. May open up possibility for electric bus.

Dylan Rickert asked if the vehicles are district owned and if charging station is in front of gym? Would it work for a future electric bus? Reporting looks semi-involved.

Board discussion regarding best placements for electric charging.

Dr. Fialkiewicz answered yes, but may to provide a PGE decal of some sort. We have capacity for breakers by the high school gym. Will look further at grant wording. Cindy Duley will be working with Curtis Young, as he is responsible for reporting and requirements for resources.

9.1. Solar for Woodard property Action Item

Derek Fialkiewicz, Ed.D., Superintendent – solar would cost us \$100,000.00, originally thought it would be about \$70,000.00. Talked with architectural group and they have crafted wording to get waiver. We need to forgo until we see where we are at end of project.

Leah Fredericks asked what solar panels would give us. If state grants waiver is it permanent?

Dr. Fialkiewicz said yes permanent waiver and would be about 10 years on investment. We've added insulation and new windows, so we will see a cost decrease in utilities. We tried to look at grant, but can't be paid for outside of the District by law. Could be six months or more down the road.

David Granberg suggested looking at grants or donations for time in future.

Board discussion on infrastructure and construction costs and approval would be needed by City of Gresham.

Todd Mickalson moved and David Granberg seconded:

**RESOLUTION NO. 8.30-23 - RESOLVED** that the Board does not support complying with state law and instead will ask the State of Oregon for a waiver for the ruling to spend 1.5% of the total of the construction costs on a renewable energy source.

Background information:

WHEREAS Corbett School District recognizes the need to provide safe, nurturing school buildings.

WHEREAS Corbett School District appreciates the generosity of the community in the passing of the 2020 school General Obligation bond and intends to be a good steward of public money.

And BE IT RESOLVED that any state mandated energy efficiency programs have a return on investment of (10) years or less.

<https://www.oregon.gov/energy/energy-oregon/Pages/GET.aspx>

The vote of the Board was 5-0 in favor.

8:16 p.m.

10. CO-CURRICULAR ACTIVITIES

Derek Fialkiewicz, Ed.D., Superintendent – no information at this time in the meeting.

11. Personnel

Derek Fialkiewicz, Ed.D. read aloud:

Transfer of Sammie Byron, .85 FTE SPED Educational Assistant II to .83 FTE Educational Assistant II.

Transfer of Talida Lui, .85 FTE SPED Educational Assistant II to .83 FTE Educational

Assistant II.

Transfer of Katelyn Selzer White, 1.00 FTE Culinary Arts Teacher to 1.00 FTE CAPS 6th-8th Grade Teacher.

Retirement of John Leamy, .45 FTE Bus Driver, returning post-retirement to Substitute Bus Driver through March 2024.

Rehire of post retiree Dorthy Hayden, .45 FTE Bus Driver.

Recommendation for Hire of Samantha Sanchez, .9 FTE CAPS Administrative Assistant, starting the week of August 14, 2023.

Recommendation for Hire of Amanda Brandt, .85 FTE Special Education Assistant I (FLS) effective August 17, 2023.

Recommendation for hire of Sandra Gabriel, .85 FTE Special Education Assistant I (FLS) effective August 17, 2023.

---

11.1. See 6.1

---

11.2. See 6.1

---

11.3. See 6.1

---

11.4. See 6.1

---

11.5. See 6.1

11.6. Vacant Positions Information Item

Derek Fialkiewicz, Ed.D. announced:

We have vacant positions open for the 2023-2024 school year for: Substitute Bus Driver; Bus Driver; Substitute Custodian; High School Head Varsity Track Coach and K-12th .85 FTE SPED Educational Assistant (FLS).

<https://corbett.tedk12.com/hire/Index.aspx>

11.7. Contract Bargaining Agreement (CBA for CEA) Action Item

We are unable to do current agreement so this should be voted down.

Todd Mickalson moved and Ben Byers seconded:

**RESOLUTION NO. 8.31-23 - RESOLVED** that the Board confirm ratification of the CBA between Corbett School District 39 and the East County Bargaining Council/Corbett Education Association (OEA/NEA) for July 1, 2023-June 30, 2026.

The Board voted 0-5, motion failed.

12. Policy

Board Vice Chair and Derek Fialkiewicz, Ed.D. – Superintendent said this is for the PFML and will be voted on next month.

Ms. Lindeen-Blakeley explained we have an Equivalent Plan through The Standard Insurance Company (third party administrator).

First Reading of Policy Information Item

a. GCBDF/CDBDF - Paid Family Medical Leave Insurance\*, Version 2

**Attachments:** (1)

12.1. Proposed School Calendar Change

Action Item

Dr. Fialkiewicz explained this is for the change of dates necessary for the In-service presenters' schedule.

Todd Mickalson moved and Leah Fredericks seconded:

**RESOLUTION NO. 8.32-23 - RESOLVED** that the Board reapproved the 2023-24 school calendar, changing the in-service date from February 2 to February 9, 2024.

**Attachments:** (1)

The vote of the Board was 5-0.

### 13. Matters for the Good of the Order

Board of Directors:

- a. David Granberg mentioned that Troy and Celia Younker's house burned down. All are OK and thanks for the community support. Reach out to him with any concerns or help organization
- b. Todd Mickalson appreciates all the sports and numbers of students out, including youth football too.
- c. Dr. Fialkiewicz gave a shout out to Michelle Smith and Liz Connor for sponsoring our staff breakfast this year.

<https://policy.osba.org/corbett/AB/BBAA%20D1.PDF>

### 14. COMING EVENTS

Vice Board Chair Todd Mickalson read aloud:

- 14.1. August 17, 2023 - Thursday, New Hire Day

---

- 14.2. August 21 and August 24, 2023 - Monday and Thursday, Teacher Preparation Days

---

- 14.3. Tuesday and Wednesday, August 22 and 23, 2023 - Teacher In-service  
The board invited to Camp Angelos on Wednesday 8:15-8:45 a.m. for welcome breakfast

---

- 14.4. Community Open House / Conference in the evening, Thursday, August 24, 2023 – Time is 5:00 p.m.

---

- 14.5. First Day of School for all students, Monday, August 28, 2023

---

- 14.6. Monday, September 4, 2023, Labor Day Holiday - no school

---

- 14.7. Friday, September 8, 2023 - School Day

---

- 14.8. Wednesday, September 20, 2023 - Regular School Board meeting in MPB/ZOOM 7:00 p.m.  
September 21, 2023 - Fall OSBA Regional Meeting at Sheraton Portland Airport Hotel  
OSBA Annual Convention - November 10-11, 2023 - Portland Marriott Downtown Waterfront Hotel  
Please sign up with Robin for any OSBA events you wish to attend.  
8:28 p.m.

---

Board Vice Chair Mickalson recessed the meeting from public session and Robin Lindeen-Blakeley cited information for:

15. Executive Session, held pursuant to ORS 192.660 (2)(d) for the purpose to conduct deliberations with persons designated to carry on labor negotiations.

Derek Fialkiewicz, Robin Lindeen-Blakeley and five Board members present at the beginning of the meeting met from 8:31 p.m. to 8:42 p.m.

The Board reconvened to public session at 8:43 p.m.

Vice Chair Mickalson announced that Leah Fredericks will sit in on negotiations for CBA and David Granberg would be an alternate.

16. ADJOURNMENT – The Board adjourned at 8:44 p.m.

# Advanced Placement Student Recognition Corbett High School

School Board Presentation  
September, 2023

# What does the score mean? Scale of 1–5

## Score 3+ to earn college credit at a University

English Language and Comp → 4 credits WR 121 = \$1,036

US History → 8 credits of History = \$1,972

Human Geography → 4 credits Geography = \$1,036

Spanish → 12 credits Spanish = \$2,908

15

58% of Class of 2023 earned college credit in at least one class, a value between \$38,332 and \$107,596

\*Oregon State Tuition base rate

\*One test costs Oregon taxpayers \$96, total cost in 2023 = \$37,706

# AP Data Report

|  | 2019      | 2020      | 2021      | 2022      | 2023      |
|--|-----------|-----------|-----------|-----------|-----------|
| <b>Total CHS Students</b>                    | 384       | 372       | 323       | 317       | 330       |
| <b>Total AP Students</b>                     | 332 (85%) | 296 (80%) | 189 (59%) | 270 (85%) | 264 (80%) |
| <b>Number of Exams</b>                       | 1,031     | 867       | 511       | 580       | 662       |
| <b>AP Students w/Scores 3+</b>               | 123       | 150       | 79        | 93        | 90        |
| <b>% of Total AP Students with Scores 3+</b> | 37.05     | 50.68     | 41.80     | 34.44     | 34.09     |

# AP Scholar – 3 or Higher on at least 3 Exams

Olivia Arechiga - Grad 2023

Allison Arnold - 2025

Summit Bowman - Grad 2023

Kaizan Connor - Grad 2023

Connor Cornelius - Grad 2023

Tate Correa - 2025

Maiya DeBruin - Grad 2023

Ava Detter - 2024

Jonah Dyk - 2024

Zachary Fredericks - 2025

Maya Gorecki - 2024

Carolyn Hardie - 2024

Aiden Harlow - 2024

Grace Heidegger - Grad 2023

Sydney Hildebrand - Grad 2023

Ellen Horton - 2026

Meagan Hyzer - 2024

Joey Kirnan - 2024

Beck Knight - 2024

Cyrus Kurkinen - 2024

Nathan Mack - 2024

Rivera Mackaness - Grad 2023

Malena Mayell - 2024

Jessie McGrew - 2026

Jackson Minsker - Grad 2023

Dyson Oldright - 2024

Flynn Parrish - 2025

Hailey Pinjagic - Grad 2023

Jack Plummer - Grad 2023

Sean Rohlf's - 2025

Jenna Spencer-Sherman - 2024

Theo Vandam - 2025 <sup>17</sup>

David Vittoria - Grad 2023

Owen Yamaguchi - 2024

# AP Scholar with Honor – Scores of 3 or higher on at least 4 exams.

Jackson Chiu - 2027

Ian McElmurry - 2024

Olivia Melchior - 2024

MJ Simmons - 2024

Alana Wilburn - 2026

# AP Scholar with Distinction – Scores of 3 or higher on at least 5 exams.

Sophie Bergkvist - 2024

Eden Conti - Grad 2023

Alexa Gentry - 2024

Kate Hawley - Grad 2023

Tatumn Hills - Grad 2023

Ava Horton - Grad 2023

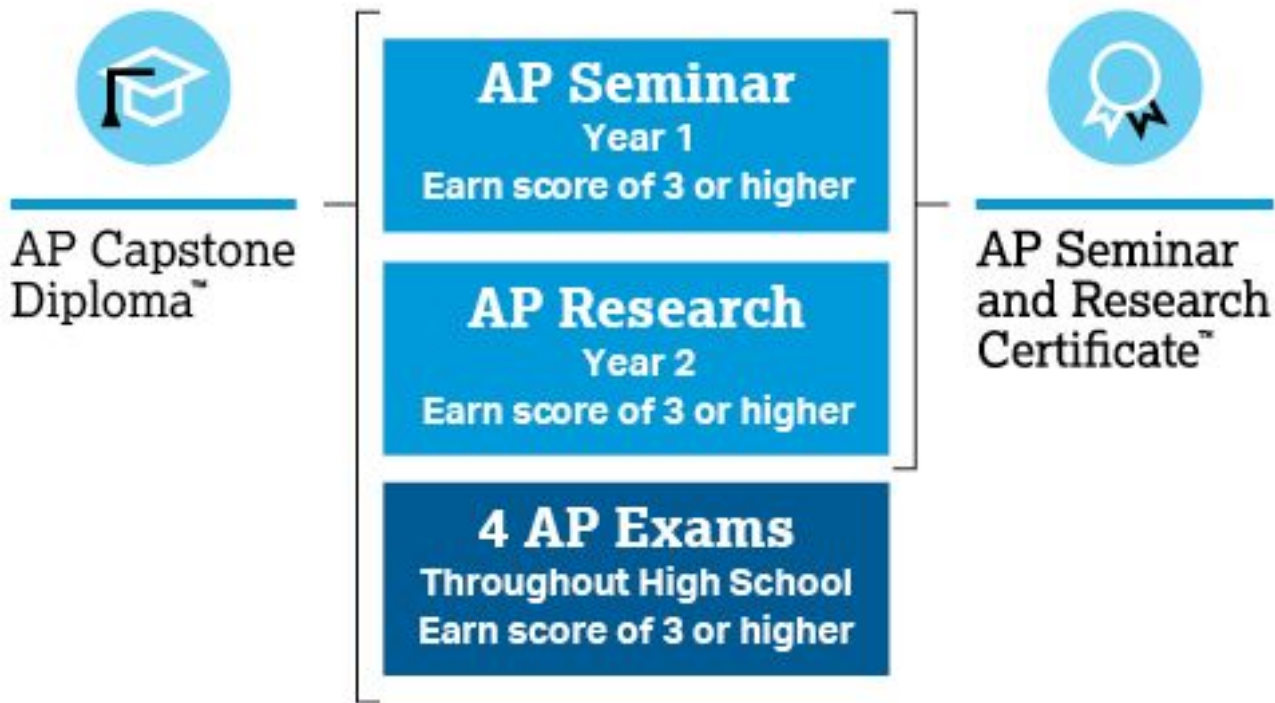
Isaiah Irving - 2024

Mia LaFramboise - 2024

Olivia McGrew - 2024

Jacob Williams - Grad 2023

# AP Capstone Diploma and Certificate



# AP Capstone Diploma Seminar and Research, and at least 4 exams 3+

Ava Detter - 2024

Carolyn Hardie - 2024

Tatumn Hills - Grad 2023

Meagan Hyzer - 2024

Joey Kirnan - 2024

Mia LaFramboise - 2024

Malena Mayell - 2024

MJ Simmons - 2024

Owen Yamaguchi - 2024

Bailey Jenkinson - Grad 2023

Hailey Pinjagic - Grad 2023

Jack Plummer - Grad 2023

Benjamin White - 2024

# AP International Diploma

Exceptional Achievement across a Variety of Disciplines; Capstone Diploma, AND attending a university outside of the United States

Eden Conti - Graduated 2023

# National Merit Scholarship Semi-Finalists

PSAT Scores in the top 1% in the state.

ONLY SCHOOL EAST OF I-205 with qualifying scores

23

Olivia McGrew

Sophia Bergkvist

Isaiah Irving

Gentry

# Students – thank you for your hard work!

And thank you to the community and school board for continuing to support students in their academic pursuits!

**Corbett School District**  
**Financial Report to the Board of Directors**  
**Wednesday, September 20, 2023**

With September we begin reporting on the 2023-24 fiscal year. This report includes expenses recorded through August 31, 2023, and most revenue. This report does not include p-card expenditures. Beginning fund balances may fluctuate as we continue work to close the 2022-23 fiscal year.

The Audit Services RFP received three responses. A recommendation for audit contract award is included in tonight's agenda.

Thank you,  
Cindy Duley, Business Manager  
[cduley@corbett.k12.or.us](mailto:cduley@corbett.k12.or.us)

---

**Board Financial Reports Guide:**

**Summary of Budget and Actual Expenditures by Fund and Major Function**

Shows the year-to-date expenditures compared to the legally appropriated budget. Actual expenditures cannot exceed appropriation.

**Year-to-Year Fund Statements**

Shows the current year-to-date revenues and expenditures compared to the same time last year for the following funds:

- General Fund
- Food Services Fund
- Federal Funds
- Student Investment Account
- FF&C Loan
- GO Bond 2021
- OSCIM Grant
- GO Bond Debt Service
- Energy Projects

**Year-to-Year General Fund Revenues and Expenditures by Month**

Shows prior year and current year-to-date revenues and expenditures in more detail, by major category and month, for the General Fund.

**Corbett School District 39**  
**Monthly Financial Report**  
**As of August 31, 2023**

**Summary of Budget and Actual Expenditures by Fund and Major Function**

| <b>Current Budget vs Actual Total Expenses</b>     | <b>Current<br/>Budget</b> | <b>Aug 31 2023<br/>YTD Actuals</b> | <b>Aug 31 2023<br/>Balance</b> |
|--|---------------------------|------------------------------------|--------------------------------|
| <b>Fund: 01 General Fund</b>                       |                           |                                    |                                |
| 1000 Instruction                                   | 8,459,144                 | 618,626                            | 7,840,518                      |
| 2000 Support Services                              | 5,480,001                 | 623,451                            | 4,856,550                      |
| 3000 Enterprise & Community Serves                 | 173,663                   | 4,228                              | 169,435                        |
| 5100 Debt Service                                  | 253,182                   | 90,281                             | 162,901                        |
| 6000 Contingencies                                 | 290,842                   | -                                  | 290,842                        |
| <b>Fund: 01 General Fund Total</b>                 | <b>14,656,832</b>         | <b>1,336,586</b>                   | <b>13,320,246</b>              |
| <b>Fund: 02 Food Services Fund</b>                 |                           |                                    |                                |
| 3000 Enterprise & Community Serves                 | 428,710                   | 25,251                             | 403,459                        |
| <b>Fund: 02 Food Services Fund Total</b>           | <b>428,710</b>            | <b>25,251</b>                      | <b>403,459</b>                 |
| <b>Fund: 03 Federal Funds</b>                      |                           |                                    |                                |
| 1000 Instruction                                   | 276,486                   | 53,133                             | 223,353                        |
| 2000 Support Services                              | 911,211                   | 81,061                             | 830,150                        |
| 5100 Debt Service                                  | -                         | 18,004                             | (18,004)                       |
| <b>Fund: 03 Federal Funds Total</b>                | <b>1,187,697</b>          | <b>152,197</b>                     | <b>1,035,500</b>               |
| <b>Fund: 04 Student Investment Account</b>         |                           |                                    |                                |
| 1000 Instruction                                   | 606,327                   | 48,230                             | 558,097                        |
| 2000 Support Services                              | 210,185                   | 29,711                             | 180,474                        |
| <b>Fund: 04 Student Investment Account Total</b>   | <b>816,512</b>            | <b>77,941</b>                      | <b>738,571</b>                 |
| <b>Fund: 06 Student Body Trust Fund</b>            |                           |                                    |                                |
| 1000 Instruction                                   | 300,000                   | -                                  | 300,000                        |
| <b>Fund: 06 Student Body Trust Fund Total</b>      | <b>300,000</b>            | <b>-</b>                           | <b>300,000</b>                 |
| <b>Fund: 08 Full Faith &amp; Credit Loan</b>       |                           |                                    |                                |
| 4000 Facilities Acquisition/Construction           | 2,355,000                 | -                                  | 2,355,000                      |
| 5100 Debt Service                                  | 150,000                   | -                                  | 150,000                        |
| <b>Fund: 08 Full Faith &amp; Credit Loan Total</b> | <b>2,505,000</b>          | <b>-</b>                           | <b>2,505,000</b>               |
| <b>Fund: 09 GO Bond 2021</b>                       |                           |                                    |                                |
| 2000 Support Services                              | 54,335                    | 20,000                             | 34,335                         |
| 4000 Facilities Acquisition/Construction           | 964,665                   | -                                  | 964,665                        |
| <b>Fund: 09 GO Bond 2021 Total</b>                 | <b>1,019,000</b>          | <b>20,000</b>                      | <b>999,000</b>                 |
| <b>Fund: 10 Bond Matching Grant</b>                |                           |                                    |                                |
| 4000 Facilities Acquisition/Construction           | 4,000,000                 | 1,573,540                          | 2,426,460                      |
| <b>Fund: 10 Bond Matching Grant Total</b>          | <b>4,000,000</b>          | <b>1,573,540</b>                   | <b>2,426,460</b>               |
| <b>Fund: 11 Debt Service Fund</b>                  |                           |                                    |                                |
| 5100 Debt Service                                  | 411,952                   | -                                  | 411,952                        |
| 5200 Transfers Out                                 | 30,000                    | -                                  | 30,000                         |
| <b>Fund: 11 Debt Service Fund Total</b>            | <b>441,952</b>            | <b>-</b>                           | <b>441,952</b>                 |
| <b>Fund: 20 Energy Projects Fund</b>               |                           |                                    |                                |
| 4000 Facilities Acquisition/Construction           | 20,000                    | -                                  | 20,000                         |
| <b>Fund: 20 Energy Projects Fund Total</b>         | <b>20,000</b>             | <b>-</b>                           | <b>20,000</b>                  |
| <b>Grand Total - All Funds</b>                     | <b>25,375,703</b>         | <b>3,185,515</b>                   | <b>22,190,188</b>              |

**Corbett School District No. 39**  
**Board Financial Report**  
**Fund 01: General Fund**

|                                   | Fiscal Year 2022-2023 |                  |            | Fiscal Year 2023-2024 |                   |                  |            |
|-----------------------------------|-----------------------|------------------|------------|-----------------------|-------------------|------------------|------------|
|                                   | Year End              | Year to Date     | % of YE    | Current               | Projected         | Year to Date     | % of       |
|                                   | Actuals               | Aug 31 2022      | Actuals    | Budget                | Actual            | Aug 31 2023      | Budgeted   |
| <b>Revenues</b>                   |                       |                  |            |                       |                   |                  |            |
| Property Taxes                    | 1,886,427             | 11,534           | 1%         | 2,178,344             | 2,178,344         | -                | 0%         |
| State School Fund                 | 10,065,153            | 2,446,251        | 24%        | 10,551,633            | 10,551,633        | 2,611,903        | 25%        |
| Local Sources                     | 371,465               | 32,592           | 9%         | 440,400               | 440,400           | 6,533            | 1%         |
| Intermediate Sources              | 400,000               | -                | 0%         | 201,200               | 201,200           | -                | 0%         |
| State Sources                     | 1,082,913             | 190,189          | 18%        | 712,328               | 712,328           | 22,945           | 3%         |
| Federal Sources                   | 129,869               | 19,792           | 15%        | 49,172                | 49,172            | 66,539           | 135%       |
| <b>Total Revenues</b>             | <b>13,935,827</b>     | <b>2,700,358</b> | <b>19%</b> | <b>14,133,077</b>     | <b>14,133,077</b> | <b>2,707,920</b> | <b>19%</b> |
| <b>Expenditures</b>               |                       |                  |            |                       |                   |                  |            |
| Salaries                          | 7,277,680             | 795,409          | 11%        | 7,396,526             | 7,396,526         | 707,373          | 10%        |
| Associated Payroll                | 4,412,984             | 495,400          | 11%        | 4,396,579             | 4,396,579         | 440,592          | 10%        |
| Purchased Services                | 1,668,669             | 139,975          | 8%         | 1,090,187             | 1,090,187         | 115,720          | 11%        |
| Supplies & Materials              | 658,287               | 85,234           | 13%        | 747,647               | 747,647           | 31,357           | 4%         |
| Capital Outlay                    | 65,080                | -                | 0%         | 171,000               | 171,000           | -                | 0%         |
| Debt Service                      | 152,346               | 34,141           | 22%        | 253,182               | 253,182           | 90,281           | 36%        |
| Other Objects                     | 314,695               | 216,605          | 69%        | 310,869               | 310,869           | 39,862           | 13%        |
| Contingency                       | -                     | -                |            | 290,842               | 290,842           | -                | 0%         |
| <b>Total Expenditures</b>         | <b>14,549,741</b>     | <b>1,766,764</b> | <b>12%</b> | <b>14,656,832</b>     | <b>14,656,832</b> | <b>1,425,186</b> | <b>10%</b> |
| <b>Other Sources (Uses)</b>       |                       |                  |            |                       |                   |                  |            |
| Other Sources                     | -                     | -                |            | 251,000               | 251,000           | -                | 0%         |
| Transfer In                       | -                     | -                |            | 30,000                | 30,000            | -                | 0%         |
| Transfer Out                      | -                     | -                |            | -                     | -                 | -                |            |
| <b>Total Other Sources (Uses)</b> | <b>-</b>              | <b>-</b>         |            | <b>281,000</b>        | <b>281,000</b>    | <b>-</b>         | <b>0%</b>  |
| <b>Change in Fund Balance</b>     | <b>(613,915)</b>      | <b>933,594</b>   |            | <b>(242,755)</b>      | <b>(242,755)</b>  | <b>1,282,734</b> |            |
| <b>Fund Balance - Beginning</b>   | <b>1,305,723</b>      | <b>1,305,723</b> |            | <b>1,065,086</b>      | <b>691,808</b>    | <b>691,808</b>   |            |
| <b>Fund Balance - Ending</b>      | <b>691,808</b>        | <b>2,239,317</b> |            | <b>822,331</b>        | <b>449,053</b>    | <b>1,974,542</b> |            |

| YTD Revenues          | FY 2022-23       | FY 2023-24       | Variance     | % Change  |
|-----------------------|------------------|------------------|--------------|-----------|
| Property Taxes        | 11,534           | -                | (11,534)     | -100%     |
| State School Fund     | 2,446,251        | 2,611,903        | 165,652      | 7%        |
| Local Sources         | 32,592           | 6,533            | (26,059)     | -80%      |
| Intermediate Sources  | -                | -                | -            |           |
| State Sources         | 190,189          | 22,945           | (167,244)    | -88%      |
| Federal Sources       | 19,792           | 66,539           | 46,747       | 236%      |
| <b>Total Revenues</b> | <b>2,700,358</b> | <b>2,707,920</b> | <b>7,562</b> | <b>0%</b> |

| YTD Expenditures          | FY 2022-23       | FY 2023-24       | Variance         | % Change    |
|---------------------------|------------------|------------------|------------------|-------------|
| Salaries                  | 795,409          | 707,373          | (88,036)         | -11%        |
| Associated Payroll        | 495,400          | 440,592          | (54,808)         | -11%        |
| Purchased Services        | 139,975          | 115,720          | (24,255)         | -17%        |
| Supplies & Materials      | 85,234           | 31,357           | (53,877)         | -63%        |
| Capital Outlay            | -                | -                | -                |             |
| Debt Service              | 34,141           | 90,281           | 56,140           | 164%        |
| Other Objects             | 216,605          | 39,862           | (176,743)        | -82%        |
| <b>Total Expenditures</b> | <b>1,766,764</b> | <b>1,425,186</b> | <b>(341,578)</b> | <b>-19%</b> |

**Corbett School District No. 39  
Board Financial Report  
Fund 02: Food Services Fund**

|                                 | Fiscal Year 2022-2023 |                             |                    | Fiscal Year 2023-2024 |                     |                             |                  |
|---------------------------------|-----------------------|-----------------------------|--------------------|-----------------------|---------------------|-----------------------------|------------------|
|                                 | Year End<br>Actuals   | Year to Date<br>Aug 31 2022 | % of YE<br>Actuals | Current<br>Budget     | Projected<br>Actual | Year to Date<br>Aug 31 2023 | % of<br>Budgeted |
| <b>Revenues</b>                 |                       |                             |                    |                       |                     |                             |                  |
| State School Fund               | 2,915                 | -                           | 0%                 | 2,000                 | 2,000               | -                           | 0%               |
| Local Sources                   | 75,841                | 2,397                       | 3%                 | 120,000               | 120,000             | 1,112                       | 1%               |
| State Sources                   | 6,749                 | -                           | 0%                 | 4,000                 | 4,000               | 2,005                       | 50%              |
| Federal Sources                 | 138,059               | 734                         | 1%                 | 121,000               | 121,000             | 7,286                       | 6%               |
| <b>Total Revenues</b>           | <b>223,564</b>        | <b>3,131</b>                | <b>1%</b>          | <b>247,000</b>        | <b>247,000</b>      | <b>10,404</b>               | <b>4%</b>        |
| <b>Expenditures</b>             |                       |                             |                    |                       |                     |                             |                  |
| Salaries                        | 98,661                | 14,500                      | 15%                | 136,223               | 136,223             | 14,581                      | 11%              |
| Associated Payroll              | 66,281                | 9,054                       | 14%                | 65,125                | 65,125              | 9,585                       | 15%              |
| Purchased Services              | 36,753                | 6,327                       | 17%                | 6,000                 | 6,000               | -                           | 0%               |
| Supplies & Materials            | 130,046               | 16,679                      | 13%                | 217,862               | 217,862             | 1,707                       | 1%               |
| Debt Service                    | (3,196)               | -                           | 0%                 | -                     | -                   | -                           | -                |
| Other Objects                   | 1,425                 | -                           | 0%                 | 3,500                 | 3,500               | 76                          | 2%               |
| <b>Total Expenditures</b>       | <b>329,969</b>        | <b>46,560</b>               | <b>14%</b>         | <b>428,710</b>        | <b>428,710</b>      | <b>25,949</b>               | <b>6%</b>        |
| <b>Change in Fund Balance</b>   | <b>(106,405)</b>      | <b>(43,429)</b>             |                    | <b>(181,710)</b>      | <b>(181,710)</b>    | <b>(15,545)</b>             |                  |
| <b>Fund Balance - Beginning</b> | <b>65,283</b>         | <b>65,283</b>               |                    | <b>196,133</b>        | <b>(41,122)</b>     | <b>(41,122)</b>             |                  |
| <b>Fund Balance - Ending</b>    | <b>(41,122)</b>       | <b>21,854</b>               |                    | <b>14,423</b>         | <b>(222,832)</b>    | <b>(56,667)</b>             |                  |

| YTD Revenues          | FY 2022-23   | FY 2023-24    | Variance     | % Change    |
|-----------------------|--------------|---------------|--------------|-------------|
| Local Sources         | 2,397        | 1,112         | (1,285)      | -54%        |
| State Sources         | -            | 2,005         | 2,005        |             |
| Federal Sources       | 734          | 7,286         | 6,553        | 893%        |
| <b>Total Revenues</b> | <b>3,131</b> | <b>10,404</b> | <b>7,273</b> | <b>232%</b> |

| YTD Expenditures          | FY 2022-23    | FY 2023-24    | Variance        | % Change    |
|---------------------------|---------------|---------------|-----------------|-------------|
| Salaries                  | 14,500        | 14,581        | 81              | 1%          |
| Associated Payroll        | 9,054         | 9,585         | 531             | 6%          |
| Purchased Services        | 6,327         | -             | (6,327)         | -100%       |
| Supplies & Materials      | 16,679        | 1,707         | (14,972)        | -90%        |
| Other Objects             | -             | 76            | 76              |             |
| <b>Total Expenditures</b> | <b>46,560</b> | <b>25,949</b> | <b>(20,611)</b> | <b>-44%</b> |

**Corbett School District No. 39  
Board Financial Report  
Fund 03: Federal Funds**

|                                 | Fiscal Year 2022-2023 |                             |                    | Fiscal Year 2023-2024 |                     |                             |                  |
|---------------------------------|-----------------------|-----------------------------|--------------------|-----------------------|---------------------|-----------------------------|------------------|
|                                 | Year End<br>Actuals   | Year to Date<br>Aug 31 2022 | % of YE<br>Actuals | Current<br>Budget     | Projected<br>Actual | Year to Date<br>Aug 31 2023 | % of<br>Budgeted |
| <b>Revenues</b>                 |                       |                             |                    |                       |                     |                             |                  |
| Federal Sources                 | 1,025,033             | -                           | 0%                 | 1,187,697             | 1,187,697           | -                           | 0%               |
| <b>Total Revenues</b>           | <b>1,025,033</b>      | <b>-</b>                    | <b>0%</b>          | <b>1,187,697</b>      | <b>1,187,697</b>    | <b>-</b>                    | <b>0%</b>        |
| <b>Expenditures</b>             |                       |                             |                    |                       |                     |                             |                  |
| Salaries                        | 482,741               | 24,490                      | 5%                 | 586,264               | 586,264             | 99,276                      | 17%              |
| Associated Payroll              | 179,437               | 14,024                      | 8%                 | 241,490               | 241,490             | 34,917                      | 14%              |
| Purchased Services              | 332,325               | -                           | 0%                 | 21,119                | 21,119              | 18,538                      | 88%              |
| Supplies & Materials            | 34,702                | 5,852                       | 17%                | 338,824               | 338,824             | 1,200                       | 0%               |
| Other Objects                   | 8                     | -                           | 0%                 | -                     | -                   | 4                           |                  |
| <b>Total Expenditures</b>       | <b>1,029,212</b>      | <b>44,366</b>               | <b>4%</b>          | <b>1,187,697</b>      | <b>1,187,697</b>    | <b>153,936</b>              | <b>13%</b>       |
| <b>Change in Fund Balance</b>   | <b>(4,179)</b>        | <b>(44,366)</b>             |                    | <b>-</b>              | <b>-</b>            | <b>(153,936)</b>            |                  |
| <b>Fund Balance - Beginning</b> | <b>8,401</b>          | <b>8,401</b>                |                    | <b>-</b>              | <b>4,222</b>        | <b>4,222</b>                |                  |
| <b>Fund Balance - Ending</b>    | <b>4,222</b>          | <b>(35,965)</b>             |                    | <b>-</b>              | <b>4,222</b>        | <b>(149,714)</b>            |                  |

| YTD Expenditures          | FY 2022-23    | FY 2023-24     | Variance       |
|---------------------------|---------------|----------------|----------------|
| Salaries                  | 24,490        | 99,276         | 74,787         |
| Associated Payroll        | 14,024        | 34,917         | 20,893         |
| Purchased Services        | -             | 18,538         | 18,538         |
| Supplies & Materials      | 5,852         | 1,200          | (4,651)        |
| Other Objects             | -             | 4              | 4              |
| <b>Total Expenditures</b> | <b>44,366</b> | <b>153,936</b> | <b>109,570</b> |

**Corbett School District No. 39  
Board Financial Report  
Fund 04: Student Investment Account**

|                                 | Fiscal Year 2022-2023 |                             |                    | Fiscal Year 2023-2024 |                     |                             |                  |
|---------------------------------|-----------------------|-----------------------------|--------------------|-----------------------|---------------------|-----------------------------|------------------|
|                                 | Year End<br>Actuals   | Year to Date<br>Aug 31 2022 | % of YE<br>Actuals | Current<br>Budget     | Projected<br>Actual | Year to Date<br>Aug 31 2023 | % of<br>Budgeted |
| <b>Revenues</b>                 |                       |                             |                    |                       |                     |                             |                  |
| State Sources                   | 850,796               | -                           | 0%                 | 816,512               | 816,512             | -                           | 0%               |
| <b>Total Revenues</b>           | <b>850,796</b>        | <b>-</b>                    | <b>0%</b>          | <b>816,512</b>        | <b>816,512</b>      | <b>-</b>                    | <b>0%</b>        |
| <b>Expenditures</b>             |                       |                             |                    |                       |                     |                             |                  |
| Salaries                        | 572,340               | 46,021                      | 8%                 | 526,785               | 526,785             | 52,050                      | 10%              |
| Associated Payroll              | 269,012               | 23,956                      | 9%                 | 286,663               | 286,663             | 25,891                      | 9%               |
| Purchased Services              | 7,350                 | -                           | 0%                 | -                     | -                   | -                           | -                |
| Supplies & Materials            | -                     | 491                         | -                  | 3,064                 | 3,064               | -                           | 0%               |
| Other Objects                   | 1                     | -                           | 0%                 | -                     | -                   | -                           | -                |
| <b>Total Expenditures</b>       | <b>848,702</b>        | <b>70,468</b>               | <b>8%</b>          | <b>816,512</b>        | <b>816,512</b>      | <b>77,941</b>               | <b>10%</b>       |
| <b>Change in Fund Balance</b>   | <b>2,094</b>          | <b>(70,468)</b>             |                    | <b>-</b>              | <b>-</b>            | <b>(77,941)</b>             |                  |
| <b>Fund Balance - Beginning</b> | <b>-</b>              | <b>-</b>                    |                    | <b>-</b>              | <b>2,094</b>        | <b>2,094</b>                |                  |
| <b>Fund Balance - Ending</b>    | <b>2,094</b>          | <b>(70,468)</b>             |                    | <b>-</b>              | <b>2,094</b>        | <b>(75,847)</b>             |                  |

| YTD Expenditures          | FY 2022-23    | FY 2023-24    | Variance     |
|---------------------------|---------------|---------------|--------------|
| Salaries                  | 46,021        | 52,050        | 6,029        |
| Associated Payroll        | 23,956        | 25,891        | 1,935        |
| Supplies & Materials      | 491           | -             | (491)        |
| <b>Total Expenditures</b> | <b>70,468</b> | <b>77,941</b> | <b>7,473</b> |

**Corbett School District No. 39  
Board Financial Report  
Fund 08: General Fund, FF&C Loan**

|                                   | Fiscal Year 2022-2023 |                             |                           | Fiscal Year 2023-2024 |                     |                             |                  |
|-----------------------------------|-----------------------|-----------------------------|---------------------------|-----------------------|---------------------|-----------------------------|------------------|
|                                   | Year End<br>Actuals   | Year to Date<br>Aug 31 2022 | % of YE<br>Actuals        | Current<br>Budget     | Projected<br>Actual | Year to Date<br>Aug 31 2023 | % of<br>Budgeted |
| <b>Revenues</b>                   |                       |                             |                           |                       |                     |                             |                  |
| State Sources                     | 20,905                | -                           | 0%                        | -                     | -                   | -                           |                  |
| <b>Total Revenues</b>             | <b>20,905</b>         | <b>-</b>                    | <b>0%</b>                 | <b>-</b>              | <b>-</b>            | <b>-</b>                    |                  |
| <b>Expenditures</b>               |                       |                             |                           |                       |                     |                             |                  |
| Purchased Services                | -                     | -                           |                           | 2,355,000             | 2,355,000           | -                           | 0%               |
| Capital Outlay                    | 158,460               | 241,860                     | 153%                      | -                     | -                   | -                           |                  |
| Debt Service                      | -                     | -                           |                           | 150,000               | 150,000             | -                           | 0%               |
| Other Objects                     | 3,132                 | -                           | 0%                        | -                     | -                   | -                           |                  |
| <b>Total Expenditures</b>         | <b>161,592</b>        | <b>241,860</b>              | <b>150%</b>               | <b>2,505,000</b>      | <b>2,505,000</b>    | <b>-</b>                    | <b>0%</b>        |
| <b>Other Sources (Uses)</b>       |                       |                             |                           |                       |                     |                             |                  |
| Other Sources                     | -                     | -                           |                           | 4,860,000             | 4,860,000           | -                           | 0%               |
| <b>Total Other Sources (Uses)</b> | <b>-</b>              | <b>-</b>                    |                           | <b>4,860,000</b>      | <b>4,860,000</b>    | <b>-</b>                    | <b>0%</b>        |
| <b>Change in Fund Balance</b>     | <b>(140,687)</b>      | <b>(241,860)</b>            |                           | <b>2,355,000</b>      | <b>2,355,000</b>    | <b>-</b>                    |                  |
| <b>Fund Balance - Beginning</b>   | <b>2,353,262</b>      | <b>2,353,262</b>            |                           | <b>-</b>              | <b>2,212,575</b>    | <b>2,212,575</b>            |                  |
| <b>Fund Balance - Ending</b>      | <b>2,212,575</b>      | <b>2,111,402</b>            |                           | <b>2,355,000</b>      | <b>4,567,575</b>    | <b>2,212,575</b>            |                  |
|                                   |                       |                             |                           |                       |                     |                             |                  |
|                                   |                       |                             | <b>YTD Expenditures</b>   | <b>FY 2022-23</b>     | <b>FY 2023-24</b>   | <b>Variance</b>             |                  |
|                                   |                       |                             | Capital Outlay            | 241,860               | -                   | (241,860)                   |                  |
|                                   |                       |                             | <b>Total Expenditures</b> | <b>241,860</b>        | <b>-</b>            | <b>(241,860)</b>            |                  |

**Corbett School District No. 39  
Board Financial Report  
Fund 09: GO Bond 2021**

|                                   | Fiscal Year 2022-2023 |                             |                    | Fiscal Year 2023-2024 |                     |                             |                  |
|-----------------------------------|-----------------------|-----------------------------|--------------------|-----------------------|---------------------|-----------------------------|------------------|
|                                   | Year End<br>Actuals   | Year to Date<br>Aug 31 2022 | % of YE<br>Actuals | Current<br>Budget     | Projected<br>Actual | Year to Date<br>Aug 31 2023 | % of<br>Budgeted |
| <b>Revenues</b>                   |                       |                             |                    |                       |                     |                             |                  |
| Local Sources                     | 6,155                 | 2,380                       | 39%                | 20,000                | 20,000              | -                           | 0%               |
| <b>Total Revenues</b>             | <b>6,155</b>          | <b>2,380</b>                | <b>39%</b>         | <b>20,000</b>         | <b>20,000</b>       | <b>-</b>                    | <b>0%</b>        |
| <b>Expenditures</b>               |                       |                             |                    |                       |                     |                             |                  |
| Purchased Services                | 2,067                 | -                           | 0%                 | 1,019,000             | 1,019,000           | 20,000                      | 2%               |
| Other Objects                     | -                     | 505                         |                    | -                     | -                   | -                           |                  |
| <b>Total Expenditures</b>         | <b>2,067</b>          | <b>505</b>                  | <b>24%</b>         | <b>1,019,000</b>      | <b>1,019,000</b>    | <b>20,000</b>               | <b>2%</b>        |
| <b>Other Sources (Uses)</b>       |                       |                             |                    |                       |                     |                             |                  |
| Other Sources                     | -                     | -                           |                    | 364,665               | 364,665             | -                           | 0%               |
| <b>Total Other Sources (Uses)</b> | <b>-</b>              | <b>-</b>                    |                    | <b>364,665</b>        | <b>364,665</b>      | <b>-</b>                    | <b>0%</b>        |
| <b>Change in Fund Balance</b>     | <b>4,088</b>          | <b>1,875</b>                |                    | <b>(634,335)</b>      | <b>(634,335)</b>    | <b>(20,000)</b>             |                  |
| <b>Fund Balance - Beginning</b>   | <b>998,897</b>        | <b>998,897</b>              |                    | <b>634,335</b>        | <b>1,002,986</b>    | <b>1,002,986</b>            |                  |
| <b>Fund Balance - Ending</b>      | <b>1,002,986</b>      | <b>1,000,773</b>            |                    | <b>-</b>              | <b>368,651</b>      | <b>982,986</b>              |                  |

|                       | <u>FY 2022-23</u> | <u>FY 2023-24</u> | <u>Variance</u> |
|-----------------------|-------------------|-------------------|-----------------|
| <b>YTD Revenues</b>   |                   |                   |                 |
| Local Sources         | 2,380             | -                 | (2,380)         |
| <b>Total Revenues</b> | <b>2,380</b>      | <b>-</b>          | <b>(2,380)</b>  |

|                           | <u>FY 2022-23</u> | <u>FY 2023-24</u> | <u>Variance</u> |
|---------------------------|-------------------|-------------------|-----------------|
| <b>YTD Expenditures</b>   |                   |                   |                 |
| Purchased Services        | -                 | 20,000            | 20,000          |
| Other Objects             | 505               | -                 | (505)           |
| <b>Total Expenditures</b> | <b>505</b>        | <b>20,000</b>     | <b>19,495</b>   |

**Corbett School District No. 39  
Board Financial Report  
Fund 10: OSCIM Grant**

|                                 | Fiscal Year 2022-2023 |                             |                    | Fiscal Year 2023-2024 |                     |                             |                  |
|---------------------------------|-----------------------|-----------------------------|--------------------|-----------------------|---------------------|-----------------------------|------------------|
|                                 | Year End<br>Actuals   | Year to Date<br>Aug 31 2022 | % of YE<br>Actuals | Current<br>Budget     | Projected<br>Actual | Year to Date<br>Aug 31 2023 | % of<br>Budgeted |
| <b>Revenues</b>                 |                       |                             |                    |                       |                     |                             |                  |
| State Sources                   | 2,705,767             | -                           | 0%                 | 1,335,164             | 1,335,164           | -                           | 0%               |
| <b>Total Revenues</b>           | <b>2,705,767</b>      | <b>-</b>                    | <b>0%</b>          | <b>1,335,164</b>      | <b>1,335,164</b>    | <b>-</b>                    | <b>0%</b>        |
| <b>Expenditures</b>             |                       |                             |                    |                       |                     |                             |                  |
| Purchased Services              | 22,791                | -                           | 0%                 | -                     | -                   | -                           | -                |
| Capital Outlay                  | 2,705,767             | -                           | 0%                 | 4,000,000             | 4,000,000           | 1,573,540                   | 39%              |
| <b>Total Expenditures</b>       | <b>2,728,558</b>      | <b>-</b>                    | <b>0%</b>          | <b>4,000,000</b>      | <b>4,000,000</b>    | <b>1,573,540</b>            | <b>39%</b>       |
| <b>Change in Fund Balance</b>   | <b>(22,791)</b>       | <b>-</b>                    |                    | <b>(2,664,836)</b>    | <b>(2,664,836)</b>  | <b>(1,573,540)</b>          |                  |
| <b>Fund Balance - Beginning</b> | <b>-</b>              | <b>-</b>                    |                    | <b>2,664,836</b>      | <b>(22,791)</b>     | <b>(22,791)</b>             |                  |
| <b>Fund Balance - Ending</b>    | <b>(22,791)</b>       | <b>-</b>                    |                    | <b>-</b>              | <b>(2,687,627)</b>  | <b>(1,596,332)</b>          |                  |

| YTD Expenditures          | FY 2022-23 | FY 2023-24       | Variance         |
|---------------------------|------------|------------------|------------------|
| Capital Outlay            | -          | 1,573,540        | 1,573,540        |
| <b>Total Expenditures</b> | <b>-</b>   | <b>1,573,540</b> | <b>1,573,540</b> |

**Corbett School District No. 39  
Board Financial Report  
GO Bond Debt Service Fund**

|                                   | Fiscal Year 2022-2023 |                             |                    | Fiscal Year 2023-2024 |                     |                             |                  |
|-----------------------------------|-----------------------|-----------------------------|--------------------|-----------------------|---------------------|-----------------------------|------------------|
|                                   | Year End<br>Actuals   | Year to Date<br>Aug 31 2022 | % of YE<br>Actuals | Current<br>Budget     | Projected<br>Actual | Year to Date<br>Aug 31 2023 | % of<br>Budgeted |
| <b>Revenues</b>                   |                       |                             |                    |                       |                     |                             |                  |
| Property Taxes                    | 351,598               | 1,320                       | 0%                 | 467,446               | 467,446             | -                           | 0%               |
| Local Sources                     | 1,779                 | -                           | 0%                 | -                     | -                   | -                           | -                |
| <b>Total Revenues</b>             | <b>353,377</b>        | <b>1,320</b>                | <b>0%</b>          | <b>467,446</b>        | <b>467,446</b>      | <b>-</b>                    | <b>0%</b>        |
| <b>Expenditures</b>               |                       |                             |                    |                       |                     |                             |                  |
| Debt Service                      | 31,115                | -                           | 0%                 | 411,952               | 411,952             | -                           | 0%               |
| <b>Total Expenditures</b>         | <b>31,115</b>         | <b>-</b>                    | <b>0%</b>          | <b>411,952</b>        | <b>411,952</b>      | <b>-</b>                    | <b>0%</b>        |
| <b>Other Sources (Uses)</b>       |                       |                             |                    |                       |                     |                             |                  |
| Transfer Out                      | -                     | -                           | -                  | (30,000)              | (30,000)            | -                           | 0%               |
| <b>Total Other Sources (Uses)</b> | <b>-</b>              | <b>-</b>                    | <b>-</b>           | <b>(30,000)</b>       | <b>(30,000)</b>     | <b>-</b>                    | <b>0%</b>        |
| <b>Change in Fund Balance</b>     | <b>322,262</b>        | <b>1,320</b>                |                    | <b>25,494</b>         | <b>25,494</b>       | <b>-</b>                    |                  |
| <b>Fund Balance - Beginning</b>   | <b>912</b>            | <b>912</b>                  |                    | <b>-</b>              | <b>323,175</b>      | <b>323,175</b>              |                  |
| <b>Fund Balance - Ending</b>      | <b>323,175</b>        | <b>2,233</b>                |                    | <b>25,494</b>         | <b>348,669</b>      | <b>323,175</b>              |                  |

| YTD Revenues          | FY 2022-23   | FY 2023-24 | Variance       |
|-----------------------|--------------|------------|----------------|
| Property Taxes        | 1,320        | -          | (1,320)        |
| <b>Total Revenues</b> | <b>1,320</b> | <b>-</b>   | <b>(1,320)</b> |

**Corbett School District No. 39  
Board Financial Report  
Fund 20: Energy Projects Fund**

|                                 | Fiscal Year 2022-2023 |                             |                    | Fiscal Year 2023-2024 |                     |                             |                  |
|---------------------------------|-----------------------|-----------------------------|--------------------|-----------------------|---------------------|-----------------------------|------------------|
|                                 | Year End<br>Actuals   | Year to Date<br>Aug 31 2022 | % of YE<br>Actuals | Current<br>Budget     | Projected<br>Actual | Year to Date<br>Aug 31 2023 | % of<br>Budgeted |
| <b>Revenues</b>                 |                       |                             |                    |                       |                     |                             |                  |
| Local Sources                   | 29,427                | 4,206                       | 14%                | 30,000                | 30,000              | 2,315                       | 8%               |
| <b>Total Revenues</b>           | <b>29,427</b>         | <b>4,206</b>                | <b>14%</b>         | <b>30,000</b>         | <b>30,000</b>       | <b>2,315</b>                | <b>8%</b>        |
| <b>Expenditures</b>             |                       |                             |                    |                       |                     |                             |                  |
| Purchased Services              | -                     | -                           |                    | 20,000                | 20,000              | -                           | 0%               |
| <b>Total Expenditures</b>       | <b>-</b>              | <b>-</b>                    |                    | <b>20,000</b>         | <b>20,000</b>       | <b>-</b>                    | <b>0%</b>        |
| <b>Change in Fund Balance</b>   | <b>29,427</b>         | <b>4,206</b>                |                    | <b>10,000</b>         | <b>10,000</b>       | <b>2,315</b>                |                  |
| <b>Fund Balance - Beginning</b> | <b>25,873</b>         | <b>25,873</b>               |                    | <b>64,552</b>         | <b>55,301</b>       | <b>55,301</b>               |                  |
| <b>Fund Balance - Ending</b>    | <b>55,301</b>         | <b>30,080</b>               |                    | <b>74,552</b>         | <b>65,301</b>       | <b>57,616</b>               |                  |

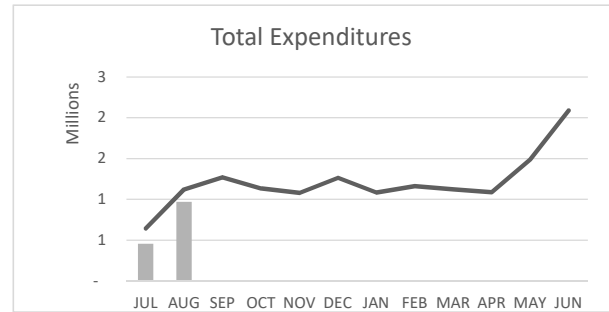
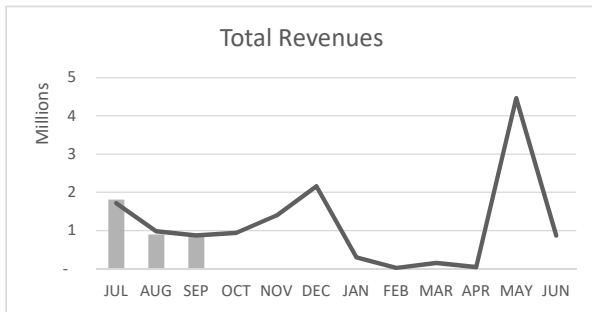
|                       | <b>FY 2022-23</b> | <b>FY 2023-24</b> | <b>Variance</b> |
|-----------------------|-------------------|-------------------|-----------------|
| <b>YTD Revenues</b>   |                   |                   |                 |
| Local Sources         | 4,206             | 2,315             | (1,891)         |
| <b>Total Revenues</b> | <b>4,206</b>      | <b>2,315</b>      | <b>(1,891)</b>  |

**FUND 01: GENERAL FUND  
Revenues and Expenditures by Month**

| <b>FY 2022-2023</b>       | <b>JUL</b>       | <b>AUG</b>       | <b>SEP</b>       | <b>OCT</b>       | <b>NOV</b>       | <b>DEC</b>       | <b>JAN</b>       | <b>FEB</b>       | <b>MAR</b>       | <b>APR</b>       | <b>MAY</b>       | <b>JUN</b>       | <b>TOTAL</b>      |
|---------------------------|------------------|------------------|------------------|------------------|------------------|------------------|------------------|------------------|------------------|------------------|------------------|------------------|-------------------|
| <b>Revenues</b>           |                  |                  |                  |                  |                  |                  |                  |                  |                  |                  |                  |                  |                   |
| Property Taxes            | 6,974            | 4,560            | 5,351            | 2,792            | 530,960          | 1,185,768        | 20,359           | 14,376           | 50,367           | 10,012           | 7,011            | 47,897           | 1,886,427         |
| State School Fund         | 1,631,160        | 815,091          | 815,091          | 815,091          | 815,091          | 818,240          | -                | -                | -                | -                | 4,358,304        | (2,915)          | 10,065,153        |
| Local Sources             | 13,384           | 19,208           | 30,590           | 18,257           | 23,127           | 19,196           | 8,850            | 11,661           | 102,155          | 35,531           | 9,211            | 80,295           | 371,465           |
| Intermediate Sources      | -                | -                | -                | -                | -                | -                | -                | -                | -                | -                | -                | -                | 400,000           |
| State Sources             | 66,685           | 123,504          | 17,964           | 100,000          | 21,597           | 140,779          | 278,222          | -                | -                | -                | 88,176           | 245,987          | 1,082,913         |
| Federal Sources           | -                | 19,792           | 5,524            | -                | -                | -                | -                | -                | -                | -                | -                | 104,554          | 129,869           |
| Other Sources             | -                | -                | -                | -                | -                | -                | -                | -                | -                | -                | -                | -                | -                 |
| <b>Total Revenues</b>     | <b>1,718,202</b> | <b>982,155</b>   | <b>874,520</b>   | <b>936,139</b>   | <b>1,390,776</b> | <b>2,163,982</b> | <b>307,430</b>   | <b>26,036</b>    | <b>152,522</b>   | <b>45,544</b>    | <b>4,462,701</b> | <b>875,818</b>   | <b>13,935,827</b> |
| <b>Expenditures</b>       |                  |                  |                  |                  |                  |                  |                  |                  |                  |                  |                  |                  |                   |
| Salaries                  | 154,658          | 640,751          | 597,617          | 633,847          | 648,558          | 589,280          | 632,960          | 603,345          | 600,507          | 601,957          | 633,541          | 940,660          | 7,277,680         |
| Associated Payroll        | 143,086          | 352,314          | 323,117          | 344,161          | 350,386          | 368,396          | 382,330          | 353,999          | 361,894          | 360,230          | 376,882          | 696,190          | 4,412,984         |
| Purchased Services        | 79,250           | 60,725           | 160,800          | 106,468          | 30,419           | 196,268          | 41,594           | 142,561          | 123,396          | 96,322           | 294,539          | 336,328          | 1,668,669         |
| Supplies & Materials      | 28,973           | 56,261           | 139,123          | 34,730           | 25,110           | 55,568           | 20,457           | 30,194           | 27,524           | 23,170           | 159,633          | 57,544           | 658,287           |
| Capital Outlay            | -                | -                | 16,469           | 9,808            | -                | -                | -                | -                | -                | -                | -                | 38,803           | 65,080            |
| Debt Service              | 29,973           | 4,168            | 20,286           | 4,168            | 10,968           | 20,437           | 4,168            | 24,217           | 4,168            | 4,168            | 21,457           | 4,168            | 152,346           |
| Other Objects             | 208,681          | 7,923            | 14,933           | 2,529            | 15,146           | 33,847           | 1,701            | 7,986            | 4,083            | 288              | 1,575            | 16,001           | 314,695           |
| <b>Total Expenditures</b> | <b>644,621</b>   | <b>1,122,143</b> | <b>1,272,346</b> | <b>1,135,709</b> | <b>1,080,586</b> | <b>1,263,797</b> | <b>1,083,210</b> | <b>1,162,302</b> | <b>1,121,572</b> | <b>1,086,135</b> | <b>1,487,628</b> | <b>2,089,694</b> | <b>14,549,741</b> |

| <b>FY 2023-2024</b>   | <b>JUL</b>       | <b>AUG</b>     | <b>SEP</b>     | <b>OCT</b> | <b>NOV</b> | <b>DEC</b> | <b>JAN</b> | <b>FEB</b> | <b>MAR</b> | <b>APR</b> | <b>MAY</b> | <b>JUN</b> | <b>TOTAL</b>     |
|-----------------------|------------------|----------------|----------------|------------|------------|------------|------------|------------|------------|------------|------------|------------|------------------|
| <b>Revenues</b>       |                  |                |                |            |            |            |            |            |            |            |            |            |                  |
| Property Taxes        | -                | -              | -              | -          | -          | -          | -          | -          | -          | -          | -          | -          | -                |
| State School Fund     | 1,741,617        | 870,286        | 870,286        | -          | -          | -          | -          | -          | -          | -          | -          | -          | 3,482,189        |
| Local Sources         | 6,533            | -              | -              | -          | -          | -          | -          | -          | -          | -          | -          | -          | 6,533            |
| Intermediate Sources  | -                | -              | -              | -          | -          | -          | -          | -          | -          | -          | -          | -          | -                |
| State Sources         | 12,417           | 10,527         | -              | -          | -          | -          | -          | -          | -          | -          | -          | -          | 22,945           |
| Federal Sources       | 46,713           | 19,826         | -              | -          | -          | -          | -          | -          | -          | -          | -          | -          | 66,539           |
| Other Sources         | -                | -              | -              | -          | -          | -          | -          | -          | -          | -          | -          | -          | -                |
| <b>Total Revenues</b> | <b>1,807,280</b> | <b>900,639</b> | <b>870,286</b> | <b>-</b>   | <b>-</b>   | <b>-</b>   | <b>-</b>   | <b>-</b>   | <b>-</b>   | <b>-</b>   | <b>-</b>   | <b>-</b>   | <b>3,578,206</b> |

|                           |                |                |          |          |          |          |          |          |          |          |          |          |                  |
|---------------------------|----------------|----------------|----------|----------|----------|----------|----------|----------|----------|----------|----------|----------|------------------|
| <b>Expenditures</b>       |                |                |          |          |          |          |          |          |          |          |          |          |                  |
| Salaries                  | 136,188        | 571,185        | -        | -        | -        | -        | -        | -        | -        | -        | -        | -        | 707,373          |
| Associated Payroll        | 112,100        | 328,492        | -        | -        | -        | -        | -        | -        | -        | -        | -        | -        | 440,592          |
| Purchased Services        | 100,773        | 14,947         | -        | -        | -        | -        | -        | -        | -        | -        | -        | -        | 115,720          |
| Supplies & Materials      | 19,855         | 11,503         | -        | -        | -        | -        | -        | -        | -        | -        | -        | -        | 31,357           |
| Capital Outlay            | -              | -              | -        | -        | -        | -        | -        | -        | -        | -        | -        | -        | -                |
| Debt Service              | 47,866         | 42,415         | -        | -        | -        | -        | -        | -        | -        | -        | -        | -        | 90,281           |
| Other Objects             | 39,842         | 20             | -        | -        | -        | -        | -        | -        | -        | -        | -        | -        | 39,862           |
| <b>Total Expenditures</b> | <b>456,624</b> | <b>968,562</b> | <b>-</b> | <b>-</b> | <b>-</b> | <b>-</b> | <b>-</b> | <b>-</b> | <b>-</b> | <b>-</b> | <b>-</b> | <b>-</b> | <b>1,425,186</b> |



# Corbett School District 39

Code: DBEA  
Adopted: 3/12/14  
Revised/Readopted: 8/18/21  
Orig. Code: DBEA

## Budget Committee

By law, the budget committee is charged with making recommendations concerning financial priorities.

The budget committee will have the responsibility for reviewing the financial programs of the district, reviewing the proposed district budget as presented by the superintendent, and recommending an annual or biennial district budget in keeping with the provisions of applicable state laws.

Educational policy decisions, however, are the responsibility of the Board, not the budget committee. The committee does not have the authority to add programs or to approve additional personnel or increase salaries. While the committee may, in effect, delete programs because of a fund decrease. The committee is charged primarily with a fiscal evaluation of programs. The committee may, alternatively, set an amount that changes the recommended budget and may request the administration make such changes in accordance with priorities set by the Board.

The following will govern the make up and process of establishing the district's budget committee:

1. The budget committee consists of seven members appointed by the Board plus the elected Board members of the district. To be eligible for appointment, the appointive member must:
  - a. Live and be registered to vote in the district;
  - b. Not be an officer, agent or employee of the district.
2. No budget committee member may receive any type of compensation from the district.
3. At its first meeting in July, the Board will identify vacant budget committee positions which must be filled by appointment of the Board. The Board will announce the vacancies and receive applications from interested persons during the month of July. Such applications will include a signed statement that the applicant is willing to serve as a member of the budget committee and to adhere to the policies of the district. The Board may appoint budget committee members to as many consecutive terms as deemed appropriate.
4. At the first regular Board meeting in August, the Board will review the names of persons filing applications and names of those persons who have served previously and are willing to be reappointed. At the first regular meeting in September, the Board will appoint persons to fill the vacant positions.
5. The appointive committee members of a budget committee in a district that prepares an annual budget will be appointed for three-year terms. The terms will be staggered so that, as near as practicable, one-third of the appointive members' terms end each year. The appointive members of a budget committee in a district that prepares a biennial budget shall be appointed to four-year terms.

The terms shall be staggered so that as near as practicable, one-fourth of the terms of the appointive members expire each year.

6. If any appointive member is unable to complete the term for which he/she was appointed, the Board will announce the vacancy at the first regular Board meeting following the committee member's resignation or removal. An appointment to fill the position for its unexpired term will be made at the next regular Board meeting.

### **Budget Committee Responsibilities**

The following items explain the budget committee's responsibilities:

7. At its first meeting after appointment, the budget committee will elect a presiding officer from among its members. It may also establish other ground rules as necessary for successful operation of the committee.
8. A majority of the constituted committee is required for passing an action item. Majority for a 14-member budget committee is 8. Therefore, if only 8 members are present, a unanimous vote is needed for passing an action.
9. The budget committee shall hold one or more meetings to receive the budget message, receive the budget document and to provide members of the public with an opportunity to ask questions about and comment on the budget document. The budget officer shall announce the time and place for all meetings, as provided by law. All meetings of the budget committee are open to the public.
10. The budget committee may request any information used in the preparation of or for revising the budget document from the superintendent or business manager. The committee may request the attendance of any district employee at its meetings. The budget committee will approve the budget document as submitted by the superintendent or as subsequently revised by the committee.
11. After approval of the original or revised budget document, the budget committee's duties cease. The hearing on the approved budget is held by the Board.

END OF POLICY

---

#### **Legal Reference(s):**

[ORS 174.130](#)  
[ORS 192.610 to -192.695](#)

[ORS 294.305 to -294.565](#)  
[ORS 433.835 to -433.875](#)

#### **Cross Reference(s):**

DBD - Budget Priorities

CORBETT SCHOOL DISTRICT NO.39

CANDIDATE INFORMATION SHEET  
BUDGET COMMITTEE

Please fill out and return to the school district office.

Name REDFERN TODD D. 7/27/2023  
Last First Initial Date

Home Address 43999 E. LARCH MT. ROAD

Mailing Address if different \_\_\_\_\_ Phone 503 754 4876

Home e-mail address T.d.redfern1@gmail.com

Business Address \_\_\_\_\_

\_\_\_\_\_

\_\_\_\_\_

Business e-mail Address \_\_\_\_\_ Phone \_\_\_\_\_

Occupation Estimator (CONSTRUCTION)

No. of years in District 53

Do you have children in the school district? NO

Which schools? \_\_\_\_\_

\_\_\_\_\_

Have you worked on any school committees? yes

If so, which committees? Equity + DEVERSITY, BOND OVERSIGHT, +  
Superintendent's Construction Committee.

Other community or business activities Hometown 4<sup>th</sup> of July festival,  
+ Jeff Lucas Memorial Parade Committees

Do you have other commitments which may conflict with your participation and attendance at school budget meetings? NOT CURRENTLY, NO.

Why do you wish to be appointed to the school budget committee? to continue helping  
Corbett School district remain financially transparent  
and fluid.

budvac.app

Thank you,

# Corbett School District 39

Code: DIE  
Adopted: 12/17/98  
Revised/Readopted: 8/18/21  
Orig. Code: DIE

## Audits

An audit of all accounts of the district will be made annually by an independent certified public accountant selected by the Board in accordance with Oregon law. The audit examination will be conducted in accordance with minimum auditing standards established by the Secretary of State.

The annual audit of the books and accounts will include all funds under the control of the district, including but not limited to: General Fund, Federal Funds, Child Nutrition Fund, Student Body Funds, Trust Accounts, Debt Services Funds and Capital Project Funds and those factors that are used to compute the district's State School Fund distribution.

The cost of the audit will be a charge against the funds of the district.

A copy of the audit report will be presented to the Board. The superintendent will submit a copy of the audit report to the Oregon Department of Education.

The Board will review audit service on a three-year basis.

END OF POLICY

---

### Legal Reference(s):

[ORS 294.155](#)

[ORS Chapter 297](#)

[ORS 327.137](#)

[ORS 328.465](#)

[OAR 162-010-0020\(11\)](#)

[OAR 581-023-0037](#)

### Cross Reference(s):

DIC - Financial Reports and Statements

DJB - Petty Cash Accounts



# New Law Allows Pay For Oregon School Board Members

**Published: August 9, 2023**

Parkrose School Board member Sonja McKenzie was stunned when she learned at her first national conference six years ago that school board members in some states get paid. They were equally amazed she didn't, she said.

McKenzie's next national conversation could be different. The 2023 Legislature removed Oregon's prohibition against paying school board members. Oregon school board members can now receive up to \$500 a month.

House Bill 2753 went into effect July 18. Boards can begin paying directors as soon they make proper budget allocations and pass a resolution. The available stipends are a significant shift in Oregon school board philosophy, and OSBA will release policy updates and sample resolutions to help guide boards.



valuable school board experience when overburdened members choose not to run again. He said a small stipend, less than many city councilors make, could ease the strain and help retain people as well as recruit a more representative body.

Bowman, the former Tigard-Tualatin School Board chair, said he struggled to interest people in his seat when he knew he was stepping down. The time demands away from family and the associated costs were an obstacle for many, he said.

"There should be some sacrifice in public service, but I don't think the sacrifice should be so large that large portions of the public are just unable to participate," he said.

The proposal divided school board members during the legislative session, and OSBA representatives worked hard to modify the bill to address concerns. The expense for districts, particularly ones with smaller budgets, drove much of the bill's opposition.

Bowman emphasized that the new law does not require school board members to be paid, nor does the stipend have to be set at \$500. He said the law gives districts the flexibility to decide what works best for them.

Paying the stipend requires board action, and OSBA recommends that boards pass a resolution annually. OSBA Policy Services has created a sample resolution that it will be sharing at the 2023 OSBA Summer Board Conference and on its website. OSBA is also preparing a policy update later this month for members, along with an FAQ.

HB 2753 says voting board members can be paid a stipend, "not to exceed \$500." The maximum will be tied to an inflation index so it will rise over time. Individual board members can decide not to take the stipend. The board can also decide whether the stipend will be in addition to expense reimbursements.

If board members do not receive a stipend, though, they must be reimbursed for "actual and necessary expenses" incurred by their service, according to the new law. Still, the board can decide what constitutes an expense.

The law specifies the payment does not make school board members into district employees, an important clarification to the bill's original text because district employees are not allowed to serve on school boards. The stipend is also part of "official compensation" so it does not conflict with Oregon ethics statutes against using an official position for "financial benefit."



"My concern, first and foremost, is the financial health of the district," she said. McKenzie said she has served hundreds of hours a year without financial assistance already but it would have been easier with some financial help.

McKenzie sees the stipend as an important step toward increasing equitable representation on Oregon's school boards, giving working and young families more of an opportunity. She said the conversation about stipends will provide board members an opening to offer a statement of support for school board service.

"If a stipend supports their work, it's an opportunity to stay engaged," she said.

– Jake Arnold, OSBA  
jarnold@osba.org

## SEARCH



## RELATED POSTS

### OSBA Legislative Roadshow opens Sept. 19 in Eugene

Lane Education Service District board member Linda Hamilton is calling board members all around her region to make sure they will be at OSBA's first 2023 Legislative Roadshow on Sept....

### Vernonia engages families to reach children

Vernonia School District Superintendent Jim Helmen warmly greets a student at "Meet the Family Night" on Thursday, Aug. 31. (Photo by Jake Arnold, OSBA) Despite a light rain, hundreds of...

### OSBA Board fills three open seats <sup>43</sup>





# Resources For Implementing Board Stipends

**Published: August 16, 2023**

With the passage of HB 2753 (2023), district school boards are now allowed to provide stipends of up to \$500 per month to board members. To assist with the many questions that surround board member stipends and their implementation, OSBA has created a sample resolution and a frequently asked questions document. OSBA will also be releasing an update to its model sample policy BHD, Board Member Compensation and Expense Reimbursement at the end of August 2023. Questions can be submitted to Spencer Lewis at [slewis@osba.org](mailto:slewis@osba.org).

Read more: [New Law Allows Pay For Oregon School Board Members](#)

## SEARCH





There are 52 exhibitor booths available as shown on the exhibitor map. Tiers are based on distance from the exhibitor hall entrance and prime attendee traffic zones. Booth purchases for both tiers include two full days of exhibitor space,

### Milestone Awards

Every two years, hundreds of individuals are elected to positions on the governing boards of Oregon school districts, education service districts and community colleges. With the crop of new faces...

### SBC 2023 Lodging Information

The 2023 Summer Board Conference (SBC) lodging information can be found

### SUBSCRIBE TO STAY UPDATED

Enter email address

Unsubscribe Me

Categories / Taxonomies

All categories

▶ Categories

**Subscribe Me**

### SHARE THIS ARTICLE



**Enrolled**  
**House Bill 2753**

Sponsored by Representative BOWMAN; Representatives BYNUM, NGUYEN H, PHAM K

CHAPTER .....

AN ACT

Relating to the compensation of directors of district school boards; creating new provisions; amending ORS 332.018; and declaring an emergency.

**Be It Enacted by the People of the State of Oregon:**

**SECTION 1.** ORS 332.018 is amended to read:

332.018. Except as provided in ORS 255.400 to 255.424:

(1) The term of office of director is four years.

(2) *[No]* **A person** *[shall be]* **is not** eligible to serve as director unless the person is an elector of the district and has resided *[therein]* **in the district** for the period of one year immediately preceding the election or appointment.

*[(3) No director shall receive any compensation for services as director other than reimbursement for reasonable and necessary expenses actually incurred on school business.]*

**(3)(a) A district school board may choose to provide each director who is a voting member of the board with a stipend in an amount determined by the board, not to exceed \$500 per month, as adjusted based on changes in the Consumer Price Index for All Urban Consumers, West Region (All Items), as published by the Bureau of Labor Statistics of the United States Department of Labor.**

**(b) If the district school board provides a stipend, the board:**

**(A) Must allow individual directors to choose to not receive the stipend; and**

**(B) May provide, in addition to the stipend, reimbursement for actual and necessary expenses incurred or paid by the director in the performance of the duties of the director.**

**(c) If the district school board does not provide a stipend, the board must provide reimbursement for actual and necessary expenses incurred or paid by the director in the performance of the duties of the director.**

**(d) A stipend provided to a director constitutes part of the director's official compensation package for purposes of ORS 244.040, but a director who receives a stipend is not considered an employee of the school district.**

**SECTION 2.** Notwithstanding ORS 332.018 (3)(a), as amended by section 1 of this 2023 Act, the first adjustment of the stipend amount may not occur until July 1, 2024.

**SECTION 3.** This 2023 Act being necessary for the immediate preservation of the public peace, health and safety, an emergency is declared to exist, and this 2023 Act takes effect July 1, 2023.

**Passed by House March 28, 2023**

.....  
Timothy G. Sekerak, Chief Clerk of House

.....  
Dan Rayfield, Speaker of House

**Passed by Senate June 21, 2023**

.....  
Rob Wagner, President of Senate

**Received by Governor:**

.....M,....., 2023

**Approved:**

.....M,....., 2023

.....  
Tina Kotek, Governor

**Filed in Office of Secretary of State:**

.....M,....., 2023

.....  
Secretary of State

# Board Member Stipend Frequently Asked Questions

## What does the change in statute allow districts to do?

Previously, ORS 332.018 prohibited board members from receiving any compensation from the district. During the 2023 Legislative session, House Bill 2753 was passed. This law removes the prohibition on compensation and allows school district boards to provide each “voting member of the board with a stipend in an amount determined by the board, not to exceed \$500 per month.”

## What is the procedure for a board to take up this topic? If the board wants to authorize a stipend for members, what would be a sample motion?

The statute does not specify a required procedure, but the board would need to vote to approve the stipend. The following process could be used:

1. Board amends, deletes or suspends policy BHD to allow for board member compensation;
2. Board ensures that the budget includes adequate funds;
3. Board approves resolution establishing the amount of the stipend;
4. District business office follows existing procedures to make payments to participating board members.

OSBA will be releasing an update to sample board policy BHD in August 2023. OSBA also has a sample resolution that the board can use.

## If the board authorizes stipends, can a member choose not to take the funds? How do we handle that?

HB 2753 specifically requires the board to “allow individual directors<sup>1</sup> to choose to not receive the stipend.” Board members should be made aware of the procedure to decline any stipend. Unused funds remain in the budget unless reallocated.

## Aren't board members not supposed to materially benefit from their position? What are the ethical implications of authorizing stipends?

Yes, ORS 244.040 prohibits board members from using their official position to receive a financial benefit. However, board members are allowed to receive official compensation and HB 2753 classifies the stipend as “part of the director’s official compensation package.” Reimbursements are also considered to be part of the official compensation package under ORS 244.040(2)(c).

## Do stipends violate the non-employment requirement of board service? If not, how does that work?

ORS 332.016(1) provides:

“A person who is an employee of a school district may not serve as a member of the district school board for the district by which the employee is employed.”

HB 2753 does not change this and specifically states “a director who receives a stipend is not considered an employee of the school district.”

---

<sup>1</sup> HB 2753 uses the term “director” in place of board member.



**If a board member accepts a stipend, can the district place any specific expectations on that member with regard to their board service?**

While it may depend on the expectations, likely not. HB 2753 states:

“A district school board may choose to provide *each director who is a voting member of the board* with a stipend...” (Emphasis added).

**If the board implements stipends, then later decides they are not working out, how does the board remove the payment of stipends?**

This depends on the method of approval used. If the board uses an annual resolution to approve the stipends but wants to discontinue at the end of a budget year, it could simply not approve the resolution for the following year. If the board adopts a policy stating that stipends will be paid every month, the board would need to amend the policy.

The board can also use the annual budgeting process to determine how funds will be used. Failure to allocate funds for stipends would halt those payments. In this case, the board should ensure that policy and resolution language match the budget.

**Is there a sample OSBA policy on stipends? Is it required?**

OSBA sample policy BHD includes language regarding compensation (previously a prohibition on compensation). An update will be included in the August 2023 Policy Update. It is not a required policy as nothing in the stipend law requires a board to have a policy. However, the policy can help organize the board to ensure that the proper process has been followed.

**Does the board have to vote on it?**

Yes, the board is the decision maker regarding stipends and all board decisions require a vote in a public meeting.

**Is it taxable income?**

Yes. Consult with your district’s business professionals for more information.

**How much can the stipend be?**

Initially, the stipend is capped at \$500 per month. This amount will be revised based on changes in the Consumer Price Index. The first adjustment to the amount can occur after July 1, 2024.

**Can I still be reimbursed for board expenses?**

If the board allows a stipend, the board can still allow for reimbursement of actual and necessary expenses (reimbursement in addition to the stipend). If the board does not allow a stipend, the board must allow reimbursement for actual and necessary expenses. Boards can continue to require approval and documentation for reimbursements.

**Should the board discuss with administration before enacting?**

Yes, it can be very beneficial to discuss the budget and any accounting procedures before approving stipends.



**Where does this money come from?**

No additional funds are being provided for these stipends. Funds will have to come out of the existing budget.

**Does the board need to adopt any budget adjustments?**

The funds for the stipends need to be included in the district’s budget. Each year when the board is going through the budgeting process, it should ensure that sufficient funds are allocated to cover the stipends. For the 2023-24 school year, adjustments may need to be made to the current budget. The board must follow legal requirements for amending the budget.

**Will the public know which board members receive the stipend?**

While individual board members are not required to make a public statement about whether they will accept the stipend, this information would be considered a public record and would be available upon request.

**What about ESD, community college and charter school board members?**

HB 2753 is codified in ORS 332 and only applies to school district boards. ESD board members (ORS 334.100(3)) and community college board members (ORS 341.283(6)) are still prohibited from receiving any compensation.

**What if the board only wants to do a stipend for childcare? Can we do that? If so, how?**

Providing a stipend for a single purpose sounds more like a reimbursement than a stipend. If the board approves a stipend, it should be provided to “each director who is a voting member of the board” unless that board member indicates that they do not want to receive the stipend. If the board wants to limit what payment can be used for, reimbursement may be a better option.

**When is this effective?**

HB 2753 included an emergency clause and became effective July 18, 2023. Subject to proper budget allocations, the board could authorize board members to receive payment for the stipend starting in July (back payments for July 2023 are allowable).

**Does this mean board members can be paid for coaching and other positions?**

No. ORS 332.016 still prohibits board members from being employees, consequently, board members cannot be paid for other positions. The difference between a coaching stipend and the board member stipend is that HB 2753 specifies that receipt of the board member stipend does not make the board member an employee.

**Can we make this effective at some time in the future?**

Yes, the board could decide to hold off on implementation of the stipends until next year, after the next election or another time in the future. OSBA recommends that the stipend be available for all board members at the same time.

This document was created by the Oregon School Boards Association as a resource for member school boards and their members. It is not intended as legal advice. If you have legal questions, please contact your legal counsel.





# OSBA Sample Resolution for Board Stipend Approval

School District Board of Education

Resolution No. 2023-

WHEREAS, board members provide many hours of valuable service to the district;

WHEREAS, the Oregon Legislature authorized payments of stipends to be paid to voting board members by passing [HB 2753 \(2023\)](#), amending ORS 332.018;

WHEREAS, individual board members may opt out of receiving the stipend by notifying the business office in writing;

WHEREAS, the district's adopted budget includes funds to cover the cost of the stipend;

[WHEREAS, board members will still be eligible for reimbursement of actual and necessary expenses incurred or paid by the board member in the performance of the duties of the board member in accordance with district policies;] *{If stipends are being provided, the district can, but is not required to provide reimbursement for actual and necessary expenses. If choosing to provide reimbursement in addition to the stipend, include this bracketed language. If the district does not provide a stipend, the district is required to reimburse for actual and necessary expenses. See ORS 332.018(3)(b)(B) as amended by HB 2753.}*

AND WHEREAS, board members do not become employees of the district by acceptance of the stipend;

BE IT THEREFORE RESOLVED that the  School District Board authorizes a monthly stipend be paid to all board members in the amount of [\$500<sup>1</sup>] for the fiscal year 2023-24.

ADOPTED by the  School District Board,  County, Oregon, at the regular meeting thereof, held this [1<sup>st</sup>] day of [August, 2023].

ATTEST: Board of Directors:

(Signatures of all board members follow)

*Notes (to be removed prior to approval)*


- *Coordinate with board policy BHD - Board Member Compensation and Expense Reimbursement. An update to BHD will be released in the August 2023 update. It is an optional policy;*
- *OSBA recommends the board to adopt this resolution annually after the budget has been adopted and the maximum amount has been adjusted (after July 1).*

---

<sup>1</sup> The maximum amount per month is \$500 for the fiscal year 2023-24. Beginning July 1, 2024, this amount may be adjusted in accordance with the Consumer Price Index for All Urban Consumers, West Region (All Items), as published by the Bureau of Labor Statistics of the United States Department of Labor.







# Staff and Family Feedback

June 2023



## Staff Feedback - Grade School

| Went Well   | Could Improve Upon   |
|---|--|
| <ul style="list-style-type: none"><li>● Great Team</li><li>● Class sizes</li><li>● Principal is a great problem solver</li><li>● Student behavior improving</li><li>● Great communication</li><li>● Weekly emails</li><li>● Collaboration with peers</li><li>● Teamwork</li></ul> | <ul style="list-style-type: none"><li>● Help enforcing student discipline</li><li>● Add a PE teacher</li><li>● Trained SpEd para support</li><li>● More specific encouraging feedback</li><li>● Everyone needs dedicated teaching and learning space</li></ul> |



## Family Feedback - Grade School

| Went Well   | Could Improve Upon   |
|---|--|
| <ul style="list-style-type: none"><li>● Communication</li><li>● Pick-up / Drop-off</li><li>● Kids happy</li><li>● Lovely teachers</li><li>● Starbase and 4-5 curriculum</li><li>● Social emotional learning</li><li>● Responsive teachers</li><li>● Diorama exhibit</li><li>● Drama/musical presentations</li></ul> | <ul style="list-style-type: none"><li>● Notice on field trips &amp; events</li><li>● Too much computer time</li><li>● More volunteer opportunities</li><li>● More time for lunch</li><li>● More qualified substitutes</li><li>● More fundraising opportunities</li><li>● Pick-up procedures</li><li>● Recess supervision</li><li>● Girls vs Boys playground activities</li></ul> |



## Staff Feedback - Middle School

| Went Well  | Could Improve Upon  |
|--|---|
| <ul style="list-style-type: none"><li>● Professional Development</li><li>● Theme-work</li><li>● Teacher collaboration</li><li>● Good field trips</li></ul> | <ul style="list-style-type: none"><li>● Note taking in synergy</li><li>● Parent contact about their child</li><li>● Communication among admin and staff</li><li>● More relevant subject specific PD</li><li>● Better coverage after lunch and morning meeting by teachers</li></ul> |



## Family Feedback - Middle School

| Went Well   | Could Improve Upon   |
|---|--|
| <ul style="list-style-type: none"><li>● Great teachers</li><li>● Mold issue handled well</li><li>● Field trips were great</li><li>● In-person feedback sessions with principal and superintendent</li><li>● Morning Meeting</li><li>● Pushing students outside of their comfort zone</li><li>● Students learn</li></ul> | <ul style="list-style-type: none"><li>● Severe Bullying</li><li>● Get in the new building ASAP</li><li>● Communication</li><li>● All students allowed to go to snack</li><li>● More after school activities (dances, movie nights, family nights, ...)</li><li>● More timely information about cost of field trips</li><li>● Sports practice not right after school</li><li>● Less online math</li></ul> |



## Staff Feedback - CAPS

| Went Well   | Could Improve Upon  |
|---|---|
| <ul style="list-style-type: none"><li>● Students learned</li><li>● Students felt supported and cared for</li><li>● Built strong relationships with students</li></ul> | <ul style="list-style-type: none"><li>● Communication about Math</li><li>● Staff morale</li><li>● Staff team building</li><li>● Literacy instruction in primary grades</li><li>● Implement Science of Reading with fidelity</li></ul> |



## Family Feedback - CAPS

| Went Well   | Could Improve Upon   |
|---|--|
| <ul style="list-style-type: none"><li>● Taiko drumming</li><li>● School community</li><li>● Return of field trips</li><li>● Capstone project</li><li>● Great teachers</li><li>● Students love school</li><li>● Caring staff</li><li>● Safe &amp; supportive environment</li></ul> | <ul style="list-style-type: none"><li>● GenEd &amp; SpEd staff working together</li><li>● Primary reading and writing</li><li>● Communication</li><li>● More community get togethers</li><li>● More outdoor time</li><li>● More extracurricular family events</li><li>● More Art</li><li>● Updated teaching reading techniques</li><li>● More conversational Spanish</li></ul> |



## Staff Feedback - High School

| Went Well  | Could Improve Upon  |
|--|---|
| <ul style="list-style-type: none"><li>● Equity work was helpful</li><li>● Everyone adjusting and adapting as necessary</li><li>● Welcoming and appreciative staff</li><li>● Students eager to receive mental health services</li></ul> | <ul style="list-style-type: none"><li>● Teachers subbing on their prep periods</li><li>● Communication on long-range planning</li><li>● Communication on top down directives</li><li>● Sense of community or camaraderie, especially towards those not from Corbett</li><li>● Divide between the CAPS kids and main campus kids</li></ul> |



## Family Feedback - High School

| Went Well   | Could Improve Upon  |
|---|---|
| <ul style="list-style-type: none"><li>● Graduation ceremony was great</li><li>● Student got great grades</li><li>● Amazing &amp; supportive teachers &amp; administrators</li><li>● Leadership was great</li><li>● Clubs</li><li>● High standards</li><li>● Love culinary</li><li>● Responsive teachers</li><li>● Supportive counselors</li></ul> | <ul style="list-style-type: none"><li>● Infuse more fun</li><li>● Address racism</li><li>● Campus Safety</li><li>● Students shouldn't know teachers' political beliefs</li><li>● Communication for struggling student</li><li>● More timely grading</li><li>● Walking for Fitness</li><li>● Disruptive classmates</li><li>● Early AP classes for athletes</li><li>● Restrooms</li></ul> |



## Staff Feedback - District Office

| Went Well  | Could Improve Upon  |
|--|---|
| <ul style="list-style-type: none"><li>● Communication on sports budgets</li><li>● Pleasant and friendly</li><li>● Monthly Newsletter</li><li>● Informative</li><li>● Running smoothly despite curveballs</li><li>● Communication</li><li>● The Help Ticket</li></ul> | <ul style="list-style-type: none"><li>● Paycheck issues</li><li>● Email responses</li><li>● Payroll</li><li>● Process payments (AP) more often</li><li>● Training new hires</li></ul> |




## Family Feedback - District Office

| Went Well  | Could Improve Upon  |
|--|---|
| <ul style="list-style-type: none"><li>● Improved perception of the district</li><li>● Preschool</li><li>● Communication</li><li>● Love the newsletter</li><li>● Very helpful in finding answers</li><li>● SBMH grant is HUGE</li><li>● Welcoming and friendly</li><li>● Extra bus for out of district riders</li></ul> | <ul style="list-style-type: none"><li>● Healthier food choices</li><li>● Better buildings</li><li>● Payments</li><li>● More school trips</li><li>● Hire more diverse teachers/staff</li><li>● Communication about athletics</li></ul> |



## Staff Feedback - Superintendent

| Went Well  | Could Improve Upon  |
|--|---|
| <ul style="list-style-type: none"><li>● Communication</li><li>● Desire to listen to all stakeholders</li><li>● Building relationships and gaining trust</li><li>● Town Hall Meetings</li><li>● Dreaming big</li><li>● Dropping into classrooms</li><li>● Set clear goals and expectations</li><li>● Woodard</li><li>● Visibility</li></ul> | <ul style="list-style-type: none"><li>● Continue building bridges between schools</li><li>● More assertive in sharing ideas</li><li>● More visibility during the day</li><li>● SpEd and Para-support staffing</li><li>● Do not pay teachers 10% to manage activities - let principals do that</li><li>● Communication with District office and MESD</li><li>● Oversight of Student Services</li><li>● Safety - keeping doors locked</li></ul> |



## Family Feedback - Superintendent

| Went Well   | Could Improve Upon  |
|---|---|
| <ul style="list-style-type: none"><li>● Addressed safety concerns</li><li>● Included parents in decisions</li><li>● Communication</li><li>● Participated in fun activities</li><li>● At school and community events</li><li>● Attended State Wrestling</li><li>● Thoughtful problem solving</li><li>● This survey</li><li>● Hold staff accountable</li><li>● Videos to explain unusual situations</li></ul> | <ul style="list-style-type: none"><li>● Transparency with MS issues</li><li>● Seems reserved &amp; hard to approach</li><li>● Weather related school closings</li><li>● Better relationships between GenEd and SpEd.</li><li>● Make videos shorter</li><li>● More Science PD for K-8 teachers</li><li>● Teach a HS class</li><li>● More World Language opportunities</li><li>● Divide in the community</li><li>● School maintenance</li></ul> |

# Corbett School District 39

Code: FB  
Adopted: 1/15/98  
Revised/Readopted: 10/20/21  
Orig. Code: FB

## Facilities Planning

The Board will gather and analyze appropriate data to evaluate the district's facilities needs on a long-range basis. Such data will include, but not be limited to, enrollment projections, anticipated changes in the instructional program, analysis of community building plans, analysis of sites and evaluation of present facilities.

END OF POLICY

---

### Legal Reference(s):

[ORS 195.110](#)  
[ORS 197.295 to -197.314](#)

[ORS 332.155](#)

[OAR 581-022-2345](#)

Toxic Substances Control Act, 15 U.S.C. §§ 2601-2629 (2012); Asbestos Hazard Emergency Response Act of 1986, 15 U.S.C. §§ 2641-2656 (2012).

# OSBA Model Sample Policy

Code: GCBDF/GDBDF  
Adopted:

## Paid Family Medical Leave Insurance \* (Version 2)

*{Optional policy. This version is designed for districts providing an equivalent plan instead of using Paid Leave Oregon.}*

The district provides an equivalent plan for paid family and medical leave and does not participate in Paid Leave Oregon. This plan has been approved<sup>{1}</sup> by the Employment Department. The district will file the Oregon Quarterly Tax Report as required.

The district will make available a notice poster that outlines the requirements and procedures for the equivalent plan.<sup>2</sup> This poster will be displayed in each of the district's buildings or worksites in an area that is accessible to and regularly frequented by employees. This poster will be provided<sup>3</sup> to remote employees upon hire or assignment to remote work.

END OF POLICY

---

### Legal Reference(s):

ORS 657B.210 – 657B.260

OAR 471-070-2200 - 2460

---

<sup>{1}</sup> Deadlines for the district to file an exemption application can be found on OAR 471-070-2205. Application requirements can be found in OAR 471-070-2210.

<sup>2</sup> For poster requirements, see OAR 471-070-2330.

<sup>3</sup> By hand delivery, regular mail, or through an electronic delivery method.

## Prepare Now for National School Lunch Week!



The week of October 9-13 is [National School Lunch Week](#). The Oregon Department of Education (ODE) and the Oregon School Boards Association (OSBA) are teaming up to raise awareness of the importance of child nutrition programs in schools.

Research shows that students who are adequately nourished at school:

- perform better academically
- behave better in the classroom

We invite school board members and superintendents to eat with students during that week to experience their local school lunches.

Encourage your board to participate by planning lunch with students that week. All they need to do is reach out to school nutrition staff and building administrators before their visit. Then they are encouraged to post to social media about their experience using the #NSLW23inOR hashtag and the ODE ([@ORDeptEd](#)) and OSBA ([@OSBANews](#)) handle.

From ODE Education Update, August 18, 2023