Independent School District #146
Regular School Board Meeting
6:00 PM on September 21, 2026
Barnesville High School
302 3rd Street South
Barnesville, MN 56514

1. Call to Order
2. Roll Call
Jeremy Cossette: Present
Marla Field: Present
Crystal Henderson: Present
Sara Hough: Present
Andrew Maier: Present
Josh Schroeder: Present
Jacob Thompson: Present

Present: 7, Absent 0

Dr. Jon Ellerbusch - Superintendent: Present
Mr. Bryan Strand - HS Principal: Present
Mr. Todd Henrickson - Elementary Principal: Present
Mr. Aaron Schindler - Director of Student Activities and Community Education Coordinator: Present
Ms. Jodi Samuelson - Finance Officer: Present

Guests Present: Derek Flanagan, Chandra Buck, Connie Strand, and Nathan Stokka

3. Pledge of Allegiance
4. Approval of Agenda
5. Approval of Minutes 2

Regular School Board Meeting
Monday, August 17, 2026 6:00 PM Central

Barnesville High School
302 3rd Street South
Barnesville, MN 56514

1. Call to Order

2. Roll Call

Jeremy Cossette: Present
Marla Field: Present
Crystal Henderson: Present
Sara Hough: Present
Andrew Maier: Present
Josh Schroeder: Present
Jacob Thompson: Present

Present: 7, Absent 0

Note: Jacob Thompson arrived at 7:06 PM.

Dr. Jon Ellerbusch - Superintendent: Present
Mr. Bryan Strand - HS Principal: Present
Mr. Todd Henrickson - Elementary Principal: Present
Mr. Aaron Schindler - Director of Student Activities and Community Education Coordinator: Present
Ms. Jodi Samuelson - Finance Officer: Present

Guests Present: Chandra Buck, Chris Messer, Jen Pickett, Erwin Miller, Connie Strand, and Nathan Stokka

3. Pledge of Allegiance

Called the meeting to order at 7:01 PM.

4. Approval of Agenda
Vote to approve the agenda as presented/amended. This motion, made by Sara Hough and seconded by Josh Schroeder, Passed.
Jacob Thompson: Absent, Jeremy Cossette: Yea, Marla Field: Yea, Crystal Henderson: Yea, Sara Hough: Yea, Andrew Maier: Yea, Josh Schroeder: Yea
Yea: 6, Nay: 0, Absent: 1

5. Approval of Minutes
Vote to approve the minutes of the Organizational and Regular School Board meetings held on July 20, 2026, as presented/amended. This motion, made by Marla Field and seconded by Andrew Maier, Passed.
Jacob Thompson: Absent, Jeremy Cossette: Yea, Marla Field: Yea, Crystal Henderson: Yea, Sara Hough: Yea, Andrew Maier: Yea, Josh Schroeder: Yea
Yea: 6, Nay: 0, Absent: 1

6. Claims, Accounts and Financial
Vote to approve claims, wires and all other financial reports as presented. This motion, made by Marla Field and seconded by Sara Hough, Passed.
Jeremy Cossette: Yea, Marla Field: Yea, Crystal Henderson: Yea, Sara Hough: Yea, Andrew Maier: Yea, Josh Schroeder: Yea, Jacob Thompson: Yea
Yea: 7, Nay: 0

7. Appreciation, Recognition and Presentations

7.A. Annual Investment Report

7.B. GaGa Ball Pit

8. Recognition of Citizens for Input Purposes

9. Reports/News

9.A. High School Principal's Report

9.B. Elementary Principal's Report

9.C. Director of Student Activities and Community Education Coordinator's Report

9.D. Superintendent's Report

9.E. Board Committee Reports

10. Removal of Consent Items for Discussion

11. Approval of Consent Items
Vote to approve the consent agenda items as presented/amended. This motion, made by Jeremy Cossette and seconded by Andrew Maier, Passed.
Jeremy Cossette: Yea, Marla Field: Yea, Crystal Henderson: Yea, Sara Hough: Yea, Andrew Maier: Yea, Josh Schroeder: Yea, Jacob Thompson: Yea
Yea: 7, Nay: 0

11.A. Personnel

11.A.1) Sharon Braton’s Retirement Resignation as Cook

11.A.2) Barb Wirth’s Resignation as a Kitchen Helper

11.A.3) Laura Anderson as Grade 2 Long-Term Substitute Teacher

11.A.4) Dawn Altringer as Elementary Special Education Paraprofessional

11.A.5) Brea Hauck as Elementary Special Education Paraprofessional

11.A.6) Heather Pepek as Elementary Special Education Paraprofessional

11.A.7) Morgan Retzlaff as Elementary Special Education Paraprofessional

11.A.8) Samantha Haugen as Special Education Paraprofessional, serving 50% at the High School and 50% at the Elementary School

11.A.9) Melissa Fogelquist as High School Special Education Paraprofessional

11.A.10) Alissa Nibbe as Musical Co-Director

11.A.11) Isaac Frauendienst as Musical Co-Director

11.A.12) Carolin Rotz as Head Girls Cross Country Coach

11.A.13) Chad Suter as Head Boys Cross Country Coach

11.A.14) Megan Askegaard as Head Volleyball Coach

11.A.15) Kailee Strand as JV Volleyball Coach

11.A.16) Karie Martinson as 8th Grade Volleyball Coach

11.A.17) Lois Vorachek as 7th Grade Volleyball Coach

11.A.18) Bryan Strand as Head Football Coach

11.A.19) Phil Trowbridge as Assistant Football Coach

11.A.20) Jacob Grosz as Assistant Football Coach

11.A.21) George Haj as Assistant Football Coach

11.A.22) Nick Paur as 8th Grade Football Coach

11.A.23) Scott Amundson as 7th Grade Football Coach

11.A.24) Tracy Hinsz as Assistant Junior High Football Coach

11.B. Donations

11.B.1) $2,500 Donation from Barnesville Clay Busters for Trap Team Ammunition

11.B.2) $2,400 Donation from the Barnesville Community Fund for the STARI Elementary Reading Curriculum

11.B.3) $600 Donation from Buffalo Red River Watershed District for 4th Grade River of Dreams Transportation

12. New Business

12.A. Adult Meal Prices for 2026-27 School Year
Vote to approve the adult meal prices for the 2026-2027 school year as follows: Breakfast: $3.00 Lunch: $5.30. This motion, made by Andrew Maier and seconded by Josh Schroeder, Passed.
Jeremy Cossette: Yea, Marla Field: Yea, Crystal Henderson: Yea, Sara Hough: Yea, Andrew Maier: Yea, Josh Schroeder: Yea, Jacob Thompson: Yea
Yea: 7, Nay: 0

12.B. Student Group Concession Event Compensation for the 2026–2027 School Year
Vote to approve payment to student groups working concessions of $400 per event date, with any remaining net profit distributed after the final concession event and payment of all concession expenses, based on each group's percentage of total gross concession sales for the fiscal year. This motion, made by Andrew Maier and seconded by Jacob Thompson, Passed.
Jeremy Cossette: Yea, Marla Field: Yea, Crystal Henderson: Yea, Sara Hough: Yea, Andrew

Maier: Yea, Josh Schroeder: Yea, Jacob Thompson: Yea
Yea: 7, Nay: 0

12.C. Concession Manager Compensation Adjustment for the 2026–2027 School Year
Vote to approve increasing the concession co-managers' compensation from $21.81 to $25.00 per hour for up to 12 preparation hours per week, as previously authorized. This motion, made by Jeremy Cossette and seconded by Josh Schroeder, Passed.
Jeremy Cossette: Yea, Marla Field: Yea, Crystal Henderson: Yea, Sara Hough: Yea, Andrew Maier: Yea, Josh Schroeder: Yea, Jacob Thompson: Yea
Yea: 7, Nay: 0

12.D. Barnesville High School Graduation Ceremony Eligibility Requirements

Vote to approve the Barnesville High School Graduation Ceremony proposal as presented, allowing students who are up to 0.5 high school credit short of graduating to participate in the May graduation ceremony if they are registered to complete the missing credit during June through August immediately following the ceremony. This motion, made by Josh Schroeder and seconded by Jeremy Cossette, Failed.
Marla Field: Nay, Sara Hough: Nay, Andrew Maier: Nay, Jacob Thompson: Nay, Jeremy Cossette: Yea, Crystal Henderson: Yea, Josh Schroeder: Yea
Yea: 3, Nay: 4

12.E. 2026–2027 Elementary Student-Parent Handbook
Vote to approve the 2026-2027 Elementary Student-Parent Handbook. This motion, made by Andrew Maier and seconded by Marla Field, Passed.
Jeremy Cossette: Yea, Marla Field: Yea, Crystal Henderson: Yea, Sara Hough: Yea, Andrew Maier: Yea, Josh Schroeder: Yea, Jacob Thompson: Yea
Yea: 7, Nay: 0

12.F. 2026-2027 High School Student-Parent Handbook
Vote to approve the 2026-2027 High School Student-Parent Handbook. This motion, made by Marla Field and seconded by Sara Hough, Passed.
Jeremy Cossette: Yea, Marla Field: Yea, Crystal Henderson: Yea, Sara Hough: Yea, Andrew Maier: Yea, Josh Schroeder: Yea, Jacob Thompson: Yea
Yea: 7, Nay: 0

12.G. 2026-2027 Activities Handbook
Vote to approve the 2026-2027 Activities Handbook. This motion, made by Andrew Maier and seconded by Josh Schroeder, Passed.
Jeremy Cossette: Yea, Marla Field: Yea, Crystal Henderson: Yea, Sara Hough: Yea, Andrew Maier: Yea, Josh Schroeder: Yea, Jacob Thompson: Yea
Yea: 7, Nay: 0

12.H. Barnesville High School Chimney and Venting Replacement Project
Vote to approve the Johnson Controls, Inc. turnkey proposal for the Barnesville High School chimney removal and venting replacement project in the amount of $177,360 through Sourcewell Contract No. 080824-JHN and authorize the superintendent to execute the necessary documents. This motion, made by Jeremy Cossette and seconded by Andrew Maier, Passed.

Jeremy Cossette: Yea, Marla Field: Yea, Crystal Henderson: Yea, Sara Hough: Yea, Andrew Maier: Yea, Josh Schroeder: Yea, Jacob Thompson: Yea
Yea: 7, Nay: 0

13. Addendum

13.A. Items for Remaining Voter Approved Authority
Vote to approve presented list of items using dollars made available by remaining voter approved authority. This motion, made by Marla Field and seconded by Josh Schroeder, Passed.
Jeremy Cossette: Yea, Marla Field: Yea, Crystal Henderson: Yea, Sara Hough: Yea, Andrew Maier: Yea, Josh Schroeder: Yea, Jacob Thompson: Yea
Yea: 7, Nay: 0

14. Discussion/Information

14.A. Storage Shed

14.B. Exterior Electronic Sign

14.C. Football Field Visitor-Side Press and Coaches' Box

15. Enrollment Update

16. Dates to Remember

16.A. Regular School Board Meeting

16.A.1) Monday, September 21, 2026, 6:00 PM, Barnesville High School

17. Adjournment
Vote to adjourn the meeting at 8:17 PM. This motion, made by Marla Field and seconded by Sara Hough, Passed.
Jeremy Cossette: Yea, Marla Field: Yea, Crystal Henderson: Yea, Sara Hough: Yea, Andrew Maier: Yea, Josh Schroeder: Yea, Jacob Thompson: Yea
Yea: 7, Nay: 0

6. Claims, Accounts and Financial 8

TREASURER'S REPORT

		2026-27	2025-26
Book Balance 8/1/2026		$576,916.57	$167,607.49
Receipts			
8/3/2026	802.33		
8/4/2026	7,897.38		
8/5/2026	477.19		
8/6/2026	2,001.11		
8/7/2026	363.08		
8/10/2026	477.95		
8/11/2026	7,727.08		
8/12/2026	1,411.80		
8/13/2026	3,616.24		
8/14/2026	2,095.80		
8/17/2026	502,111.41		
8/18/2026	9,940.75		
8/19/2026	24,335.20		
8/20/2026	19,863.49		
8/21/2026	1,070.23		
8/24/2026	708.74		
8/25/2026	2,565.77		
8/26/2026	2,247.48		
8/27/2026	1,860.69		
8/28/2026	3,906.15		
8/31/2026	14,197.03		
Net in Transit	3,449.00	$613,125.90	$1,792,576.87
		$1,190,042.47	$1,960,184.36
Disbursements		$1,024,769.46	$1,062,409.27
Book Balance	8/31/2026	$165,273.01	$897,775.09
Student Activities		$202,329.77	$170,663.37
MSDLAF Investment		$6,195,518.60	$5,990,814.98
Midwest Money Market		$717,338.73	$693,599.71
Actual Balance		$7,280,460.11	$7,752,853.15

FUND	BEGINNING BALANCE	RECEIPTS	DISBURSEMENTS	BALANCE		BALANCE	
General	$4,304,756.83	$2,959,609.98	$2,308,031.60	$4,956,335.21	*	$5,089,783.69	^
Student Activities	$202,164.66	$5,584.47	$5,419.36	$202,329.77		$170,663.37	
Food Service	$226,425.61	$8,022.98	$27,977.14	$206,471.45		$186,218.33	
Community Service	($73,278.34)	$54,016.53	$156,305.77	($175,567.58)		($75,943.83)	
Building Construction	$990,497.79	$3,021.10	$22,825.37	$970,693.52		$1,350,496.10	
Debt Service	$860,595.63	$259,602.11	$0.00	$1,120,197.74		$1,031,635.49	
Total	$6,511,162.18	$3,289,857.17	$2,520,559.24	$7,280,460.11		$7,752,853.15	

* General Fund balance includes $1,865,585 of restricted/committed funds. (NOT UPDATED YET)

^ General Fund balance includes $1,865,585 of restricted/committed funds.

Minnesota School District Liquid Asset Fund Plus
August 2026

Max Account	$3,188,316.48
Liquid Account	$1,078,388.65
2023 Bond Proceeds Account	$970,813.47
Certificate of Deposit	$958,000.00

Investment Date	Institution	Maturity Date	Net Rate	Investment Amount	Value at Maturity
10/27/2025	G Bank, NV	10/27/2026	4.10%	$240,000.00	$249,840.00
4/7/2026	Cfg Community Bank, MD	4/7/2026	4.05%	$240,000.00	$249,720.00
6/12/2026	T Bank, TX	6/12/2026	4.16%	$239,000.00	$248,996.88
8/3/2026	Mission National Bank, CA	8/3/2027	4.30%	$239,000.00	$249,277.00

Total Minnesota School District Liquid Asset Fund Plus	$6,195,518.60

Barnesville Public Schools #146
Revenue Guideline by Source
Period Ending August 31, 2026

Sequence: Fd, O/S

	Description	B27 Annual Budget	Period 202702	Year To Date	% YTD	Encumbrances	% YTD + Enc	Remaining Balance
01	General Fund					FY26		
001	Levies	(1,268,670.00)	0.00	(237,913.00)	19%	0.00	19%	(1,030,757.00)
004	Tax Increment Finance Revenue	(2,000.00)	0.00	0.00	0%	0.00	0%	(2,000.00)
010	County Apport	(30,010.00)	0.00	(5,823.39)	19%	0.00	19%	(24,186.61)
019	Misc Local	(20,810.00)	0.00	0.00	0%	0.00	0%	(20,810.00)
021	Revenue from MN Dist	(60,000.00)	0.00	0.00	0%	0.00	0%	(60,000.00)
050	Fees from Patrons	(78,750.00)	(34,855.00)	(36,505.00)	46%	0.00	46%	(42,245.00)
060	Student Activity	(127,700.00)	(1,494.50)	(1,644.50)	1%	0.00	1%	(126,055.50)
061	Entry Fee	(9,500.00)	0.00	0.00	0%	0.00	0%	(9,500.00)
071	Med Assist Fr Dept of HS	(75,000.00)	(2,364.32)	(2,386.19)	3%	0.00	3%	(72,613.81)
092	Interest	(102,000.00)	(23,696.90)	(16,910.24)	17%	0.00	17%	(85,089.76)
093	Rent Facilities	(13,000.00)	(7,073.75)	(7,238.75)	56%	0.00	56%	(5,761.25)
096	Gifts/Bequests	(29,000.00)	(1,086.00)	(1,126.00)	4%	0.00	4%	(27,874.00)
099	Misc Revene	(32,630.00)	(2,251.05)	(2,271.05)	7%	0.00	7%	(30,358.95)
201	Endowment Fund Appr	(66,210.00)	0.00	0.00	0%	0.00	0%	(66,210.00)
211	Foundation Aid	(8,177,620.00)	(368,486.29)	(617,094.44)	8%	0.00	8%	(7,560,525.56)
229	Disparity Reduction	(50.00)	0.00	0.00	0%	0.00	0%	(50.00)
234	Hmstd/Ag Market Value Credit	(4,000.00)	0.00	0.00	0%	0.00	0%	(4,000.00)
300	State & Grants	(157,490.00)	11,441.61	11,431.68	(7%)	0.00	(7%)	(168,921.68)
317	LTFM State Aid	(73,680.00)	5,147.25	5,147.25	(7%)	0.00	(7%)	(78,827.25)
360	Spec Ed General	(1,189,530.00)	(72,313.41)	(72,313.41)	6%	0.00	6%	(1,117,216.59)
369	Rev-Other State Agen	(90,000.00)	6,808.24	6,808.24	(8%)	0.00	(8%)	(96,808.24)
370	Misc Rev fm MDE	(6,430.00)	0.00	0.00	0%	0.00	0%	(6,430.00)
401	Federal Funds & Grants	(62,500.00)	0.00	18,627.00	(30%)	0.00	(30%)	(81,127.00)
619	COM Rev Producing Act (Contra)	45,000.00	0.00	0.00	0%	0.00	0%	45,000.00
620	Sale Mat-Rev Producing Act	(90,000.00)	0.00	0.00	0%	0.00	0%	(90,000.00)
621	Sale Mat-Resale Mat	(10,100.00)	0.00	0.00	0%	0.00	0%	(10,100.00)
624	Sale of Equipment	(5,000.00)	0.00	0.00	0%	0.00	0%	(5,000.00)
625	Insurance Recovery	(5,000.00)	0.00	0.00	0%	0.00	0%	(5,000.00)
01	General Fund	(11,741,680.00)	(490,224.12)	(959,211.80)	8%	11%	0.00 8%	(10,782,468.20)

Barnesville Public Schools #146
Revenue Guideline by Source
Period Ending August 31, 2026

Sequence: Fd, O/S

		Description	B27 Annual Budget	Period 202702	Year To Date	% YTD	Encumbrances		% YTD + Enc	Remaining Balance
02		Food Service					FY26			
	092	Interest	(5,000.00)	0.00	0.00	0%		0.00	0%	(5,000.00)
	099	Misc Revene	(25,420.00)	0.00	0.00	0%		0.00	0%	(25,420.00)
	300	State & Grants	(486,500.00)	0.00	0.00	0%		0.00	0%	(486,500.00)
	369	Rev-Other State Agen	(46,250.00)	0.00	0.00	0%		0.00	0%	(46,250.00)
	400	Federal Funds and Grants	(3,100.00)	(702.38)	(702.38)	23%		0.00	23%	(2,397.62)
	471	School Lunch Fed	(62,000.00)	0.00	0.00	0%		0.00	0%	(62,000.00)
	472	Free & Reduced Meals	(90,000.00)	0.00	0.00	0%		0.00	0%	(90,000.00)
	473	Commodity Cash Program	(400.00)	0.00	0.00	0%		0.00	0%	(400.00)
	474	Commodities	(35,000.00)	0.00	0.00	0%		0.00	0%	(35,000.00)
	476	Breakfast Revenue	(36,030.00)	0.00	0.00	0%		0.00	0%	(36,030.00)
	477	Cash In Lieu Commod	(210.00)	(185.60)	(185.60)	88%		0.00	88%	(24.40)
	601	Type A Pupil	(43,600.00)	(7,135.00)	(7,135.00)	16%		0.00	16%	(36,465.00)
	606	Type A Adult	(8,000.00)	0.00	(5.25)	0%		0.00	0%	(7,994.75)
02		**Food Service**	(841,510.00)	(8,022.98)	(8,028.23)	1%	3%	0.00	1%	(833,481.77)
04		Community Service								
	001	Levies	(63,370.00)	0.00	(9,585.17)	15%		0.00	15%	(53,784.83)
	019	Misc Local	(50.00)	0.00	0.00	0%		0.00	0%	(50.00)
	021	Revenue from MN Dist	(52,900.00)	0.00	0.00	0%		0.00	0%	(52,900.00)
	050	Fees from Patrons	(366,000.00)	(28,304.00)	(66,286.00)	18%		0.00	18%	(299,714.00)
	092	Interest	(180.00)	0.00	0.00	0%		0.00	0%	(180.00)
	096	Gifts/Bequests	(43,000.00)	(2,027.56)	(2,027.56)	5%		0.00	5%	(40,972.44)
	229	Disparity Reduction	(130.00)	0.00	0.00	0%		0.00	0%	(130.00)
	234	Hmstd/Ag Market Value Credit	(1,570.00)	0.00	0.00	0%		0.00	0%	(1,570.00)
	258	Wetland & Native	(20.00)	0.00	0.00	0%		0.00	0%	(20.00)
	300	State & Grants	(66,180.00)	(17,154.74)	(17,154.74)	26%		0.00	26%	(49,025.26)
	301	Non-Public Aid	(1,020.00)	72.05	72.05	(7%)		0.00	(7%)	(1,092.05)
04		**Community Service**	(594,420.00)	(47,414.25)	(94,981.42)	16%	16%	0.00	16%	(499,438.58)

Barnesville Public Schools #146
Revenue Guideline by Source
Period Ending August 31, 2026

Sequence: Fd, O/S

		Description	B27 Annual Budget	Period 202702	Year To Date	% YTD	Encumbrances	% YTD + Enc	Remaining Balance
06		Building Construction							
	092	**Interest**	**(25,000.00)**	**(3,021.10)**	**(6,109.56)**	**24%**	**0.00**	**24%**	**(18,890.44)**
06		**Building Construction**	**(25,000.00)**	**(3,021.10)**	**(6,109.56)**	**24%**	**0.00**	**24%**	**(18,890.44)**
07		Debt Redemption							
	001	**Levies**	**(1,313,410.00)**	**0.00**	**(58,753.75)**	**4%**	**0.00**	**4%**	**(1,254,656.25)**
	019	**Misc Local**	**(1,500.00)**	**0.00**	**0.00**	**0%**	**0.00**	**0%**	**(1,500.00)**
	092	**Interest**	**(30,000.00)**	**0.00**	**0.00**	**0%**	**0.00**	**0%**	**(30,000.00)**
	229	**Disparity Reduction**	**(1,200.00)**	**(176.69)**	**(353.38)**	**29%**	**0.00**	**29%**	**(846.62)**
	234	**Hmstd/Ag Market Value Credit**	**(24,300.00)**	**(3,274.50)**	**(6,549.00)**	**27%**	**0.00**	**27%**	**(17,751.00)**
	258	**Wetland & Native**	**(980,930.00)**	**(143,604.00)**	**(287,208.01)**	**29%**	**0.00**	**29%**	**(693,721.99)**
	317	**LTFM State Aid**	**(65,400.00)**	**(4,767.97)**	**(14,580.74)**	**22%**	**0.00**	**22%**	**(50,819.26)**
07		**Debt Redemption**	**(2,416,740.00)**	**(151,823.16)**	**(367,444.88)**	**15%**	**0.00**	**15%**	**(2,049,295.12)**
21		Student Activities Fund							
	099	**Misc Revene**	**200,000.00**	**0.00**	**0.00**	**0%**	**0.00**	**0%**	**200,000.00**
21		**Student Activities Fund**	**200,000.00**	**0.00**	**0.00**	**0%**	**0.00**	**0%**	**200,000.00**
		Report Totals:	**(15,419,350.00)**	**(700,505.61)**	**(1,435,775.89)**	**9%**	**0.00**	**9%**	**(13,983,574.11)**

Barnesville Public Schools #146
Exp Summary - Fd, Pro
Period Ending August 31, 2026

Sequence: Fd, Pro

B27

	Description	Annual Budget	Period 202702	Year To Date	% YTD	Encumbrances	% YTD + Enc	Remaining Balance
01	General Fund					FY26		
010	Board-Education	60,780.00	1,824.39	12,926.39	21%	0.00	21%	47,853.61
020	Office/Supt	252,590.00	19,376.29	40,008.76	16%	0.00	16%	212,581.24
050	School Admin	558,670.00	44,548.29	76,618.47	14%	0.00	14%	482,051.53
105	General Adm. Support	17,110.00	249.90	4,060.62	24%	0.00	24%	13,049.38
108	Administrative Tech Services	10,000.00	0.00	0.00	0%	0.00	0%	10,000.00
110	Business Services	306,760.00	20,254.66	48,015.94	16%	0.00	16%	258,744.06
201	Kindergarten	421,240.00	2,033.20	2,033.20	0%	0.00	0%	419,206.80
203	Elem Ed	261,260.00	22,823.79	64,063.15	25%	1,187.92	25%	196,008.93
204	First Grade	445,490.00	2,612.34	2,612.34	1%	180.25	1%	442,697.41
205	Second Grade	311,260.00	658.39	658.39	0%	167.00	0%	310,434.61
206	Third Grade	322,690.00	1,558.22	1,558.22	0%	28.59	0%	321,103.19
207	Fourth Grade	301,400.00	1,567.76	1,567.76	1%	0.00	1%	299,832.24
208	Fifth Grade	329,640.00	1,526.52	1,526.52	0%	83.63	0%	328,029.85
209	Sixth Grade	308,170.00	2,491.23	2,491.23	1%	225.00	1%	305,453.77
211	Secondary Ed-Gen	157,270.00	9,071.83	44,472.68	28%	640.73	29%	112,156.59
212	Art	168,450.00	1,148.72	1,148.72	1%	71.58	1%	167,229.70
213	Agriculture - Non Vocational	15,680.00	0.00	0.00	0%	0.00	0%	15,680.00
215	Business	800.00	0.00	0.00	0%	0.00	0%	800.00
216	Educ. Disadvantaged	51,800.00	313.23	313.23	1%	0.00	1%	51,486.77
218	Gifted And Talented	8,950.00	0.00	0.00	0%	0.00	0%	8,950.00
220	English	273,940.00	0.00	0.00	0%	0.00	0%	273,940.00
230	Foreign Language	62,550.00	0.00	0.00	0%	0.00	0%	62,550.00
240	Health/Phys Ed	304,250.00	120.02	120.02	0%	0.00	0%	304,129.98
249	Dr Trg/behind Wheel	640.00	0.00	0.00	0%	0.00	0%	640.00
254	Barnezville Branderz	3,000.00	0.00	0.00	0%	0.00	0%	3,000.00
255	Industrial Educ	120,530.00	0.00	992.08	1%	0.00	1%	119,537.92
256	Mathematics	251,050.00	0.00	0.00	0%	0.00	0%	251,050.00
258	Inst Music	78,950.00	54.00	54.00	0%	75.00	0%	78,821.00
259	Vocal Music	148,960.00	229.66	229.66	0%	25.60	0%	148,704.74

Barnesville Public Schools #146
Exp Summary - Fd, Pro
Period Ending August 31, 2026

Sequence: Fd, Pro

		Description	B27 Annual Budget	Period 202702	Year To Date	% YTD	Encumbrances	% YTD + Enc	Remaining Balance
01		General Fund							
	260	Science	284,400.00	0.00	0.00	0%	688.34	0%	283,711.66
	270	Social-Scienc/Study	318,940.00	20.98	20.98	0%	0.00	0%	318,919.02
	271	Remedial Reading/Lang Arts	80,740.00	0.00	0.00	0%	0.00	0%	80,740.00
	272	Remedial Math	32,420.00	0.00	0.00	0%	0.00	0%	32,420.00
	274	Study Skills Improvement	12,540.00	0.00	0.00	0%	0.00	0%	12,540.00
	275	Kndrgrtn Indiv Instruction	23,630.00	0.00	0.00	0%	0.00	0%	23,630.00
	288	Flow Thru/Sales	19,500.00	34.28	34.28	0%	0.00	0%	19,465.72
	289	Flo Thru/Sales	23,800.00	36,992.76	38,159.26	160%	0.00	160%	(14,359.26)
	292	Boys/Girls Athletic	86,010.00	15,348.44	17,702.06	21%	0.00	21%	68,307.94
	294	Boys Athletics	194,500.00	0.00	399.70	0%	5,732.84	3%	188,367.46
	295	One Act Play	11,490.00	1,925.00	1,925.00	17%	0.00	17%	9,565.00
	296	Girls Athletics	144,810.00	4,691.00	5,623.00	4%	0.00	4%	139,187.00
	298	Extra-Curricular	180,660.00	9,821.19	22,508.45	12%	0.00	12%	158,151.55
	299	Concessions	53,330.00	0.00	0.00	0%	0.00	0%	53,330.00
	301	Agriculture	87,990.00	5,872.85	7,162.12	8%	0.00	8%	80,827.88
	341	Business and Office Education	118,020.00	0.00	0.00	0%	0.00	0%	118,020.00
	400	General Special Education	300.00	0.00	0.00	0%	0.00	0%	300.00
	401	Speech/Lang.impaired	158,360.00	0.00	0.00	0%	0.00	0%	158,360.00
	402	M.I.-Mild-Moderate	153,110.00	0.00	0.00	0%	0.00	0%	153,110.00
	403	M.I.-Moderate-Severe	15,280.00	0.00	0.00	0%	0.00	0%	15,280.00
	404	Physically Impaired	20,070.00	0.00	0.00	0%	0.00	0%	20,070.00
	405	Deaf-Hard of Hearing	700.00	0.00	0.00	0%	0.00	0%	700.00
	406	Visually Impaired	12,490.00	0.00	0.00	0%	0.00	0%	12,490.00
	407	Spec Learning Disabl	240,370.00	0.00	0.00	0%	202.40	0%	240,167.60
	408	Emot/Behavior Disord	144,120.00	0.00	0.00	0%	0.00	0%	144,120.00
	410	Other Health Impair	288,420.00	0.00	0.00	0%	0.00	0%	288,420.00
	411	Autistic	239,250.00	0.00	0.00	0%	0.00	0%	239,250.00
	412	Develop Delayed	44,750.00	0.00	0.00	0%	0.00	0%	44,750.00
	416	Multiple Handicap	300.00	0.00	0.00	0%	0.00	0%	300.00

Barnesville Public Schools #146
Exp Summary - Fd, Pro
Period Ending August 31, 2026

Sequence: Fd, Pro

	Description	B27 Annual Budget	Period 202702	Year To Date	% YTD	Encumbrances	% YTD + Enc	Remaining Balance
01	General Fund							
420	Special Ed General	108,520.00	0.00	0.00	0%	0.00	0%	108,520.00
422	Early Intervening Services	92,360.00	0.00	0.00	0%	0.00	0%	92,360.00
430	Homebound	1,260.00	0.00	0.00	0%	0.00	0%	1,260.00
610	Curric. Consult/Development	58,890.00	0.00	7,794.92	13%	0.00	13%	51,095.08
612	Technology	85,640.00	18,097.92	40,351.32	47%	0.00	47%	45,288.68
620	Educ.media/Library	90,630.00	282.48	2,635.02	3%	119.30	3%	87,875.68
625	Audio/Visual Dept.	280.00	0.00	0.00	0%	0.00	0%	280.00
630	Instruc-Related Technology	111,700.00	14,582.58	29,987.96	27%	0.00	27%	81,712.04
640	Staff Development	123,100.00	1,095.63	1,542.71	1%	0.00	1%	121,557.29
690	Other Inst Support	65,100.00	0.00	0.00	0%	0.00	0%	65,100.00
710	Counseling/Guidance	81,050.00	0.00	0.00	0%	0.00	0%	81,050.00
715	School Security	51,440.00	3,825.40	19,674.59	38%	0.00	38%	31,765.41
716	Drug Abuse Prevention	2,000.00	0.00	0.00	0%	0.00	0%	2,000.00
720	Health Services	107,060.00	224.38	316.71	0%	0.00	0%	106,743.29
740	Social Work Services	70,850.00	0.00	0.00	0%	0.00	0%	70,850.00
760	Pupil Transport	796,920.00	(1,050.00)	14,409.13	2%	0.00	2%	782,510.87
790	Other Pupil Services	206,500.00	23,526.02	23,651.02	11%	0.00	11%	182,848.98
810	Oper/Maintenance	1,113,510.00	73,570.52	155,721.78	14%	104.37	14%	957,683.85
811	Grounds Maint	26,000.00	6,179.68	6,769.99	26%	0.00	26%	19,230.01
812	Buildings Maint	74,740.00	1,846.53	48,965.17	66%	0.00	66%	25,774.83
813	Equip Maint	20,000.00	0.00	0.00	0%	0.00	0%	20,000.00
850	Facilities	82,390.00	495.00	8,406.59	10%	0.00	10%	73,983.41
865	LTFM Excld Costs -Pro 866,867	104,410.00	55,904.84	61,066.45	58%	74,030.06	129%	(30,686.51)
940	Prop/Other Ins	113,100.00	0.00	117,993.13	104%	0.00	104%	(4,893.13)
960	Other Non-Recurring Items	7,000.00	0.00	0.00	0%	0.00	0%	7,000.00
01	**General Fund**	12,138,630.00	405,749.92	938,292.72	8%	83,562.61	8%	11,116,774.67
02	Food Service							
770	Food Service	841,510.00	17,109.33	31,086.15	4%	0.00	4%	810,423.85
02	**Food Service**	841,510.00	17,109.33	31,086.15	4%	0.00	4%	810,423.85

FY26

5%

Barnesville Public Schools #146
Exp Summary - Fd, Pro
Period Ending August 31, 2026

Sequence: Fd, Pro

	Description	B27 Annual Budget	Period 202702	Year To Date	% YTD	Encumbrances	% YTD + Enc	Remaining Balance
04	Community Service					FY26		
505	**Community Ed**	85,380.00	7,384.50	13,163.85	15%	0.00	15%	72,216.15
506	**Summer Recreation**	89,040.00	17,301.33	43,401.64	49%	0.00	49%	45,638.36
509	**Kids Club**	161,640.00	24,702.73	40,643.40	25%	0.00	25%	120,996.60
580	**Early Childhood**	51,240.00	23,844.55	23,844.55	47%	0.00	47%	27,395.45
582	**School Readiness**	217,560.00	59,654.90	59,654.90	27%	25.87	27%	157,879.23
583	**Preschool Screening**	3,100.00	0.00	0.00	0%	0.00	0%	3,100.00
585	**Youth Dev/Youth Serv**	10,720.00	0.00	0.00	0%	0.00	0%	10,720.00
590	**Other Community Programs**	1,020.00	0.00	0.00	0%	0.00	0%	1,020.00
04	**Community Service**	619,700.00	132,888.01	180,708.34	29%	15% 25.87	29%	438,965.79
06	Building Construction							
870	**Bldg/Capital Improv.**	1,041,000.00	22,825.37	59,510.37	6%	12,298.90	7%	969,190.73
06	**Building Construction**	1,041,000.00	22,825.37	59,510.37	6%	12,298.90	7%	969,190.73
07	Debt Redemption							
910	**Debt Redemption**	2,407,000.00	0.00	383,500.00	16%	0.00	16%	2,023,500.00
07	**Debt Redemption**	2,407,000.00	0.00	383,500.00	16%	17% 0.00	16%	2,023,500.00
21	Student Activities Fund							
298	**Extra-Curricular**	200,000.00	0.00	0.00	0%	0.00	0%	200,000.00
21	**Student Activities Fund**	200,000.00	0.00	0.00	0%	0.00	0%	200,000.00
	Report Totals:	17,247,840.00	578,572.63	1,593,097.58	9%	9% 95,887.38	10%	15,558,855.04

Barnesville Public Schools #146

Detail Payment Register By Check

Check Number: 0-2147483647 Payment Date: 08/15/2026-09/18/2026 Period: 202701-202703 Void Status: N

Bank	Check No	Code	Rcd	Vendor	Pmt/Void Date	Pmt Type		
MB		17576		WEX HEALTH INC		Wire		
			B 01 215 024	Flex Plan Medical & Dependent Care	$68.49			
PO#:	Voucher #:	114162	Invoice	Invoice No: 082126	8/24/2026	Paid Amt:	$68.49	
						Check Amount:		$68.49
MB		17576		WEX HEALTH INC		Wire		
			B 01 215 024	Flex Plan Medical & Dependent Care	$1,331.72			
PO#:	Voucher #:	114174	Invoice	Invoice No: 082426	8/26/2026	Paid Amt:	$1,331.72	
						Check Amount:		$1,331.72
MB		17576		WEX HEALTH INC		Wire		
			E 01 005 110 000 305 000	Benefits Fees	$110.00			
PO#:	Voucher #:	114175	Invoice	Invoice No: 0002437447-IN	8/26/2026	Paid Amt:	$110.00	
						Check Amount:		$110.00
MB		17576		WEX HEALTH INC		Wire		
			B 01 215 024	Flex Plan Medical & Dependent Care	$166.19			
PO#:	Voucher #:	114182	Invoice	Invoice No: 082726	8/28/2026	Paid Amt:	$166.19	
						Check Amount:		$166.19
MB		17576		WEX HEALTH INC		Wire		
			B 01 215 033	Health Savings Account	$122.95			
PO#:	Voucher #:	114194	Invoice	Invoice No: S2027040	8/31/2026	Paid Amt:	$122.95	
			B 01 215 033	Health Savings Account	$678.00			
PO#:	Voucher #:	113909	Invoice	Invoice No: S2026244	8/31/2026	Paid Amt:	$678.00	
						Check Amount:		$800.95
MB		12851	REMIT	EDUCATORS BENEFIT CONSULTANTS		Wire		
			B 01 215 005	Tax Sheltered Annuities	$150.00			
PO#:	Voucher #:	114193	Invoice	Invoice No: S2027040	8/31/2026	Paid Amt:	$150.00	
			B 01 215 005	Tax Sheltered Annuities	$726.47			
PO#:	Voucher #:	113908	Invoice	Invoice No: S2026244	8/31/2026	Paid Amt:	$726.47	
						Check Amount:		$876.47
MB		12860		MINNESOTA TEACHERS RETIREMENT		Wire		
			B 01 215 018	TRA	$24,523.42			
PO#:	Voucher #:	113907	Invoice	Invoice No: S2026244	8/31/2026	Paid Amt:	$24,523.42	
			B 01 215 018	TRA	$5,279.11			
PO#:	Voucher #:	114192	Invoice	Invoice No: S2027040	8/31/2026	Paid Amt:	$5,279.11	
						Check Amount:		$29,802.53

Bank	Check No	Code	Rcd	Vendor	Pmt/Void Date	Pmt Type		
MB		12861		PUBLIC EMPLOYEES RETIREMENT		Wire		
			B 01 215 017	PERA		$2,648.71		
PO#:	Voucher #:	113906	Invoice	Invoice No: S2026244	8/31/2026		Paid Amt:	$2,648.71
			B 01 215 017	PERA		$5,957.12		
PO#:	Voucher #:	114191	Invoice	Invoice No: S2027040	8/31/2026		Paid Amt:	$5,957.12
			B 01 215 017	PERA		$131.05		
PO#:	Voucher #:	113927	Invoice	Invoice No: S202624MD3	8/31/2026		Paid Amt:	$131.05
							Check Amount:	$8,736.88
MB		12862	REMIT	EDUCATORS BENEFIT CONSULTANTS		Wire		
			B 01 215 005	Tax Sheltered Annuities		$500.02		
PO#:	Voucher #:	114186	Invoice	Invoice No: S2027040	8/31/2026		Paid Amt:	$500.02
			B 01 215 005	Tax Sheltered Annuities		$166.36		
PO#:	Voucher #:	113901	Invoice	Invoice No: S2026244	8/31/2026		Paid Amt:	$166.36
							Check Amount:	$666.38
MB		14128		INTERNAL REVENUE SERVICE		Wire		
			B 01 215 010	FICA Payable		$22,776.82		
			B 01 215 011	Federal Tax		$9,474.83		
PO#:	Voucher #:	113899	Invoice	Invoice No: S2026244	8/31/2026		Paid Amt:	$32,251.65
			B 01 215 010	FICA Payable		$143.20		
			B 01 215 011	Federal Tax		$20.44		
PO#:	Voucher #:	113924	Invoice	Invoice No: S202624MD3	8/31/2026		Paid Amt:	$163.64
			B 01 215 010	FICA Payable		$11,635.48		
			B 01 215 011	Federal Tax		$5,118.05		
PO#:	Voucher #:	114184	Invoice	Invoice No: S2027040	8/31/2026		Paid Amt:	$16,753.53
							Check Amount:	$49,168.82
MB		14129		MINN DEPT OF REVENUE		Wire		
			B 01 215 013	State Tax		$36.35		
PO#:	Voucher #:	113926	Invoice	Invoice No: S202624MD3	8/31/2026		Paid Amt:	$36.35
			B 01 215 013	State Tax		$2,825.07		
PO#:	Voucher #:	114188	Invoice	Invoice No: S2027040	8/31/2026		Paid Amt:	$2,825.07
			B 01 215 013	State Tax		$5,280.10		
PO#:	Voucher #:	113903	Invoice	Invoice No: S2026244	8/31/2026		Paid Amt:	$5,280.10
							Check Amount:	$8,141.52
MB		14968	REMIT	EDUCATORS BENEFIT CONSULTANTS		Wire		
			B 01 215 005	Tax Sheltered Annuities		$517.35		
PO#:	Voucher #:	114190	Invoice	Invoice No: S2027040	8/31/2026		Paid Amt:	$517.35

Bank	Check No	Code	Rcd	Vendor	Pmt/Void Date	Pmt Type
MB		14968	REMIT	EDUCATORS BENEFIT CONSULTANTS		Wire
			B 01 215 005	Tax Sheltered Annuities	$1,436.37	
PO#:	Voucher #:	113905	Invoice	Invoice No: S2026244	8/31/2026	Paid Amt: $1,436.37
						Check Amount: $1,953.72
MB		16537	REMIT	EDUCATORS BENEFIT CONSULTANTS		Wire
			B 01 215 005	Tax Sheltered Annuities	$666.52	
PO#:	Voucher #:	113897	Invoice	Invoice No: S2026244	8/31/2026	Paid Amt: $666.52
			B 01 215 005	Tax Sheltered Annuities	$425.00	
PO#:	Voucher #:	114183	Invoice	Invoice No: S2027040	8/31/2026	Paid Amt: $425.00
						Check Amount: $1,091.52
MB		16936	REMIT	EDUCATORS BENEFITS CONSULTANTS		Wire
			B 01 215 005	Tax Sheltered Annuities	$670.91	
PO#:	Voucher #:	114185	Invoice	Invoice No: S2027040	8/31/2026	Paid Amt: $670.91
			B 01 215 005	Tax Sheltered Annuities	$2,886.53	
PO#:	Voucher #:	113900	Invoice	Invoice No: S2026244	8/31/2026	Paid Amt: $2,886.53
						Check Amount: $3,557.44
MB		12942		MIDWEST BANK		Wire
			E 01 005 110 000 305 000	Account Analysis Charge	$176.50	
PO#:	Voucher #:	114199	Invoice	Invoice No: 083126	8/31/2026	Paid Amt: $176.50
						Check Amount: $176.50
MB		11760		LAKES COUNTRY SERVICE COOP.		Wire
			B 01 215 026	Health Ins Premium	$83,196.28	
PO#:	Voucher #:	114200	Invoice	Invoice No: September 2026	9/14/2026	Paid Amt: $83,196.28
						Check Amount: $83,196.28
MB		17576		WEX HEALTH INC		Wire
			B 01 215 024	Flex Plan Medical & Dependent Care	$149.00	
PO#:	Voucher #:	114221	Invoice	Invoice No: 091426	9/14/2026	Paid Amt: $149.00
						Check Amount: $149.00
MB		17576		WEX HEALTH INC		Wire
			B 01 215 024	Flex Plan Medical & Dependent Care	$69.96	
PO#:	Voucher #:	114222	Invoice	Invoice No: 091426	9/14/2026	Paid Amt: $69.96
						Check Amount: $69.96
MB		17576		WEX HEALTH INC		Wire
			B 01 215 024	Flex Plan Medical & Dependent Care	$698.03	
PO#:	Voucher #:	114201	Invoice	Invoice No: 083126	9/14/2026	Paid Amt: $698.03
						Check Amount: $698.03

Check Number: 0-2147483647 Payment Date: 08/15/2026-09/18/2026 Period: 202701-202703 Void Status: N

Bank	Check No	Code	Rcd	Vendor		Pmt/Void Date	Pmt Type		
MB		17576		WEX HEALTH INC			Wire		
			B 01 215 024		Flex Plan Medical & Dependent Care		$394.95		
PO#:	Voucher #:	114220	Invoice	Invoice No: 090826		9/14/2026	Paid Amt:	$394.95	
							Check Amount:		$394.95
MB		17576		WEX HEALTH INC			Wire		
			B 01 215 024		Flex Plan Medical & Dependent Care		$6.49		
PO#:	Voucher #:	114223	Invoice	Invoice No: 090626		9/14/2026	Paid Amt:	$6.49	
							Check Amount:		$6.49
MB		12942		MIDWEST BANK			Wire		
			R 01 005 000 000 050 555		Technology Fee		$35.00		
PO#:	Voucher #:	114431	Invoice	Invoice No: 091426		9/16/2026	Paid Amt:	$35.00	
							Check Amount:		$35.00
MB		17576		WEX HEALTH INC			Wire		
			B 01 215 033		Health Savings Account		$8,442.29		
PO#:	Voucher #:	114451	Invoice	Invoice No: S2027050		9/16/2026	Paid Amt:	$8,442.29	
							Check Amount:		$8,442.29
MB		17576		WEX HEALTH INC			Wire		
			B 01 215 024		Flex Plan Medical & Dependent Care		$2.98		
PO#:	Voucher #:	114426	Invoice	Invoice No: 091526		9/16/2026	Paid Amt:	$2.98	
							Check Amount:		$2.98
MB		17576		WEX HEALTH INC			Wire		
			B 01 215 024		Flex Plan Medical & Dependent Care		$144.26		
PO#:	Voucher #:	114437	Invoice	Invoice No: 091426		9/16/2026	Paid Amt:	$144.26	
							Check Amount:		$144.26
MB		12851	REMIT	EDUCATORS BENEFIT CONSULTANTS			Wire		
			B 01 215 005		Tax Sheltered Annuities		$1,397.96		
PO#:	Voucher #:	114450	Invoice	Invoice No: S2027050		9/16/2026	Paid Amt:	$1,397.96	
							Check Amount:		$1,397.96
MB		12860		MINNESOTA TEACHERS RETIREMENT			Wire		
			B 01 215 018		TRA		$36,449.71		
PO#:	Voucher #:	114449	Invoice	Invoice No: S2027050		9/16/2026	Paid Amt:	$36,449.71	
			B 01 215 018		TRA		$932.50		
PO#:	Voucher #:	114456	Invoice	Invoice No: S202705S0		9/16/2026	Paid Amt:	$932.50	
							Check Amount:		$37,382.21

Check Number: 0-2147483647 Payment Date: 08/15/2026-09/18/2026 Period: 202701-202703 Void Status: N

Bank	Check No	Code	Rcd	Vendor	Pmt/Void Date	Pmt Type		
MB		12861		PUBLIC EMPLOYEES RETIREMENT		Wire		
			B 01 215 017	PERA	$1,990.07			
PO#:		Voucher #: 114455	Invoice	Invoice No: S202705S0	9/16/2026	Paid Amt:	$1,990.07	
			B 01 215 017	PERA	$9,921.25			
PO#:		Voucher #: 114448	Invoice	Invoice No: S2027050	9/16/2026	Paid Amt:	$9,921.25	
						Check Amount:		$11,911.32
MB		12862	REMIT	EDUCATORS BENEFIT CONSULTANTS		Wire		
			B 01 215 005	Tax Sheltered Annuities	$2,533.04			
PO#:		Voucher #: 114443	Invoice	Invoice No: S2027050	9/16/2026	Paid Amt:	$2,533.04	
						Check Amount:		$2,533.04
MB		14128		INTERNAL REVENUE SERVICE		Wire		
			B 01 215 010	FICA Payable	$39,894.26			
			B 01 215 011	Federal Tax	$16,973.13			
PO#:		Voucher #: 114441	Invoice	Invoice No: S2027050	9/16/2026	Paid Amt:	$56,867.39	
			B 01 215 010	FICA Payable	$3,752.48			
			B 01 215 011	Federal Tax	$351.04			
PO#:		Voucher #: 114452	Invoice	Invoice No: S202705S0	9/16/2026	Paid Amt:	$4,103.52	
						Check Amount:		$60,970.91
MB		14129		MINN DEPT OF REVENUE		Wire		
			B 01 215 013	State Tax	$9,389.74			
PO#:		Voucher #: 114445	Invoice	Invoice No: S2027050	9/16/2026	Paid Amt:	$9,389.74	
			B 01 215 013	State Tax	$590.35			
PO#:		Voucher #: 114454	Invoice	Invoice No: S202705S0	9/16/2026	Paid Amt:	$590.35	
						Check Amount:		$9,980.09
MB		14968	REMIT	EDUCATORS BENEFIT CONSULTANTS		Wire		
			B 01 215 005	Tax Sheltered Annuities	$2,617.81			
PO#:		Voucher #: 114447	Invoice	Invoice No: S2027050	9/16/2026	Paid Amt:	$2,617.81	
						Check Amount:		$2,617.81
MB		16537	REMIT	EDUCATORS BENEFIT CONSULTANTS		Wire		
			B 01 215 005	Tax Sheltered Annuities	$1,259.36			
PO#:		Voucher #: 114439	Invoice	Invoice No: S2027050	9/16/2026	Paid Amt:	$1,259.36	
						Check Amount:		$1,259.36
MB		16936	REMIT	EDUCATORS BENEFITS CONSULTANTS		Wire		
			B 01 215 005	Tax Sheltered Annuities	$6,329.92			
PO#:		Voucher #: 114442	Invoice	Invoice No: S2027050	9/16/2026	Paid Amt:	$6,329.92	
						Check Amount:		$6,329.92

Check Number: 0-2147483647 Payment Date: 08/15/2026-09/18/2026 Period: 202701-202703 Void Status: N

Bank	Check No	Code	Rcd	Vendor	Pmt/Void Date	Pmt Type		
MB		**17591**		**NELNET PAYMENT SERVICES**		**Wire**		
			E 01 005 110 000 305 000	ACH Fee		$4.23		
PO#:	**Voucher #:**	**114471**	Invoice	**Invoice No:** CI-000618398	**9/17/2026**		**Paid Amt:**	**$4.23**
							Check Amount:	**$4.23**
MB		**17576**		**WEX HEALTH INC**		**Wire**		
			B 01 215 024	Flex Plan Medical & Dependent Care		$133.98		
PO#:	**Voucher #:**	**114479**	Invoice	**Invoice No:** 091726	**9/18/2026**		**Paid Amt:**	**$133.98**
							Check Amount:	**$133.98**
MB	**90266**	**15395**		**MADISON NATIONAL LIFE**		**Check**		
			B 01 215 027	Life & LTD		$1,836.17		
PO#:	**Voucher #:**	**114161**	Invoice	**Invoice No:** September 2026	**8/24/2026**		**Paid Amt:**	**$1,836.17**
			B 01 215 219	MN Paid Leave		$387.28		
PO#:	**Voucher #:**	**113837**	Invoice	**Invoice No:** S2027010	**8/24/2026**		**Paid Amt:**	**$387.28**
			B 01 215 219	MN Paid Leave		$1,267.48		
PO#:	**Voucher #:**	**113820**	Invoice	**Invoice No:** S2026241	**8/24/2026**		**Paid Amt:**	**$1,267.48**
			B 01 215 219	MN Paid Leave		$665.88		
PO#:	**Voucher #:**	**113956**	Invoice	**Invoice No:** S2027020	**8/24/2026**		**Paid Amt:**	**$665.88**
			B 01 215 219	MN Paid Leave		$78.00		
PO#:	**Voucher #:**	**113846**	Invoice	**Invoice No:** S202701JG0	**8/24/2026**		**Paid Amt:**	**$78.00**
			B 01 215 219	MN Paid Leave		$7.30		
PO#:	**Voucher #:**	**113913**	Invoice	**Invoice No:** S202624MD0	**8/24/2026**		**Paid Amt:**	**$7.30**
			B 01 215 219	MN Paid Leave		$7.30		
PO#:	**Voucher #:**	**113917**	Invoice	**Invoice No:** S202624MD1	**8/24/2026**		**Paid Amt:**	**$7.30**
			B 01 215 219	MN Paid Leave		$195.68		
PO#:	**Voucher #:**	**113829**	Invoice	**Invoice No:** S202624S0	**8/24/2026**		**Paid Amt:**	**$195.68**
			B 01 215 219	MN Paid Leave		$19.78		
PO#:	**Voucher #:**	**113949**	Invoice	**Invoice No:** S202624S10	**8/24/2026**		**Paid Amt:**	**$19.78**
			B 01 215 219	MN Paid Leave		$1,267.48		
PO#:	**Voucher #:**	**113876**	Invoice	**Invoice No:** S2026242	**8/24/2026**		**Paid Amt:**	**$1,267.48**
							Check Amount:	**$5,732.35**
MB	**90267**	**12255**	**REMIT**	**GOPHER**		**Check**		
			E 04 005 505 321 401 000	62-692 Gopher Comp 1000-Composite Footba		$191.71		
			E 04 005 505 321 401 000	61-332 Gopher Comp 1000-Composite Footba		$191.71		
			E 04 005 505 321 401 000	63-274 ClipPro Flag Belt- System- 24 player s		$250.26		
			E 04 005 505 321 401 000	63-259 Clip Pro Flag Belt System- 24 Player S		$114.81		
PO#: 51869	**Voucher #:**	**114172**	Invoice	**Invoice No:** IN533249	**8/26/2026**		**Paid Amt:**	**$748.49**
							Check Amount:	**$748.49**

Bank	Check No	Code	Rcd	Vendor	Pmt/Void Date	Pmt Type
MB	90268	13776		MINNESOTA HISTORICAL SOCIETY		Check
			E 01 100 209 000 460 000	Northern Lights e book subscription renewal	$1,469.00	
PO#: 51846	Voucher #:	114171	Invoice	Invoice No: 36550	8/26/2026	Paid Amt: $1,469.00
						Check Amount: $1,469.00
MB	90269	17369		NATURE'S PUMPING		Check
			E 02 005 770 701 350 000	cleaned grease traps in kitchen concession an	$450.00	
PO#: 51880	Voucher #:	114170	Invoice	Invoice No: 12739	8/26/2026	Paid Amt: $450.00
						Check Amount: $450.00
MB	90270	12974	remit	SCHOLASTIC INC.		Check
			E 01 100 206 000 460 000	Scholastic news print and digital magazine	$377.40	
			E 01 100 206 000 460 000	Scholastic news print and digital magazine shi	$37.74	
PO#: 51718	Voucher #:	114166	Invoice	Invoice No: M7710659	8/26/2026	Paid Amt: $415.14
			E 01 100 204 000 460 000	Scholastic News 1st grade	$468.75	
			E 01 100 204 000 460 000	Shipping	$46.88	
PO#: 51490	Voucher #:	114165	Invoice	Invoice No: M7691084	8/26/2026	Paid Amt: $515.63
			E 01 100 207 000 460 000	Scholastic News Grade 4 Print and Digital	$163.54	
			E 01 100 207 000 460 000	Scholastic News Science Spin Grades 3-6	$38.74	
			E 01 100 207 000 460 000	Shipping	$20.22	
PO#: 51717	Voucher #:	114167	Invoice	Invoice No: M7724002	8/26/2026	Paid Amt: $222.50
						Check Amount: $1,153.27
MB	90271	16386	remit	SCHOOL HEALTH CORPORTATION		Check
			E 01 100 208 000 430 000	15322PS Battle Ship	$25.22	
			E 01 100 208 000 430 000	Freight	$12.95	
PO#: 51790	Voucher #:	114164	Invoice	Invoice No: CINV000438981	8/26/2026	Paid Amt: $38.17
						Check Amount: $38.17
MB	90273	18003		SPORTBOARDZ LLC		Check
			E 01 300 292 000 401 000	2026 Updated Records	$11.00	
PO#: 51888	Voucher #:	114169	Invoice	Invoice No: 001034	8/26/2026	Paid Amt: $11.00
						Check Amount: $11.00
MB	90274	16215	remit	TEACHER SYNERGY LLC		Check
			E 01 300 211 000 401 000	TPT materials HS	$500.00	
			E 01 300 211 000 401 000	TPT materials HS	($500.00)	
			E 01 300 211 000 430 000	TPT materials HS	$297.60	
			E 01 300 407 740 433 000	TPT materials HS	$202.40	
PO#: 51727	Voucher #:	114163	Invoice	Invoice No: T596973	8/26/2026	Paid Amt: $500.00
						Check Amount: $500.00

Check Number: 0-2147483647 Payment Date: 08/15/2026-09/18/2026 Period: 202701-202703 Void Status: N

Bank	Check No	Code	Rcd	Vendor								Pmt/Void Date	Pmt Type		
MB	**90275**	**11911**	**st cloud**	**HOLIDAY INN**									**Check**		
				E	01	300	640	316	366	000	room tax from conference		$61.77		
PO#: 51905		**Voucher #:**	**114173**	Invoice			**Invoice No:**	23839335				**8/26/2026**		**Paid Amt:**	**$61.77**
														Check Amount:	**$61.77**
MB	**90276**	**11245**	**REMIT**	**SCHOOL SPECIALTY LLC**									**Check**		
				E	01	100	208	000	460	000	2026124 Shell Education 180 Days of Spelling		$45.88		
				E	01	100	208	000	401	000	2021160 Paper Mate Handwriting Triangular M		$20.85		
				E	01	100	208	000	401	000	2040549 Musgrave Pencil Co. 5th Graders Are		$7.78		
				E	01	100	208	000	401	000	1438680 Scotch Thermal Laminating Pouches		$92.80		
				E	01	100	208	000	430	000	2041053 Astrobrights Card Stock, 8-1/2 x 11 Ir		$38.20		
				E	01	100	208	000	401	000	1397096 Duck Tape Colored Duct Tape, 1.88 i		$8.25		
				E	01	100	208	000	401	000	1566291 Color Me! Celebrate the Year Bookm		$34.57		
				E	01	100	208	000	401	000	1574772 Post-it Super Sticky Pop-Up Notes, 3		$56.54		
				E	01	100	208	000	401	000	1565390 Avery Economy Round Ring View Bir		$17.40		
				E	01	100	208	000	401	000	038857 BIC Brite Liner Highlighter, Chisel Tip,		$8.44		
				E	01	100	208	000	401	000	1569723 Paper Mate Flair Felt Tip Pens, Medi		$31.52		
				E	01	100	208	000	430	000	006183 Spectra Deluxe Bleeding Tissue Pape		$24.16		
				E	01	100	208	000	430	000	2100821 Surebonder Bold Color High Tempera		$33.75		
				E	01	100	208	000	430	000	2021450 Gorilla Glue Mini Hot Glue Sticks, Pa		$26.48		
PO#: 51783		**Voucher #:**	**114168**	Invoice			**Invoice No:**	308104928736				**8/26/2026**		**Paid Amt:**	**$446.62**
														Check Amount:	**$446.62**
MB	**90277**	**17583**		**A-OX WELDING SUPPLY INC**									**Check**		
				E	01	300	301	830	433	000	gas and regulator repair		$329.78		
PO#: 51899		**Voucher #:**	**114179**	Invoice			**Invoice No:**	0001548246				**8/26/2026**		**Paid Amt:**	**$329.78**
				E	01	300	301	830	433	000	cylinder rental		$25.62		
PO#: 51899		**Voucher #:**	**114176**	Invoice			**Invoice No:**	0000354267				**8/26/2026**		**Paid Amt:**	**$25.62**
				E	01	300	301	830	433	000	cylinder rental		$15.51		
PO#: 51899		**Voucher #:**	**114177**	Invoice			**Invoice No:**	0000352098				**8/26/2026**		**Paid Amt:**	**$15.51**
				E	01	300	301	830	433	000	cylinder rental		$25.05		
PO#: 51899		**Voucher #:**	**114178**	Invoice			**Invoice No:**	0000356444				**8/26/2026**		**Paid Amt:**	**$25.05**
														Check Amount:	**$395.96**
MB	**90278**	**16972**		**XCEL ENERGY**									**Check**		
				E	01	005	810	000	333	000	Natural Gas		$2,326.22		
PO#:		**Voucher #:**	**114181**	Invoice			**Invoice No:**	992483012				**8/28/2026**		**Paid Amt:**	**$2,326.22**
														Check Amount:	**$2,326.22**

Check Number: 0-2147483647 Payment Date: 08/15/2026-09/18/2026 Period: 202701-202703 Void Status: N

Bank	Check No	Code	Rcd	Vendor	Pmt/Void Date	Pmt Type
MB	**90279**	**16972**		**XCEL ENERGY**		**Check**
			E 01 005 810 000 333 000	Natural Gas		$1,265.97
PO#:	**Voucher #:**	**114180**	Invoice	**Invoice No:** 992540787	**8/28/2026**	**Paid Amt: $1,265.97**
						Check Amount: $1,265.97
MB	**90280**	**16086**	**remit**	**COLONIAL LIFE INSURANCE COMPANY**		**Check**
			B 01 215 029	Supplemental Insurance-Voluntary		$215.42
PO#:	**Voucher #:**	**114197**	Invoice	**Invoice No:** 41790570813921	**8/31/2026**	**Paid Amt: $215.42**
						Check Amount: $215.42
MB	**90281**	**15977**	**REMIT**	**ELAN FINANCIAL SERVICES**		**Check**
			E 01 005 612 000 405 000	ChatGPT subscription		$80.00
			E 04 005 509 321 405 000	Brightwheel subscription		$150.00
			E 04 005 506 321 401 424	Summer Field Trips		$59.70
			E 01 100 205 000 460 000	2nd grade instr. subscription		$354.96
			E 01 300 640 316 366 000	HS Staff Development		$105.56
			E 01 005 640 316 366 000	District Staff Development		$25.00
			E 01 005 020 000 401 000	General Supplies		$64.99
			E 01 100 288 000 401 000	Flow Through		$34.28
PO#:	**Voucher #:**	**114196**	Invoice	**Invoice No:** August 2026	**8/31/2026**	**Paid Amt: $874.49**
						Check Amount: $874.49
MB	**90282**	**15413**	**remit**	**FIDELITY SECURITY LIFE**		**Check**
			B 01 215 031	Vision Premium		$579.66
PO#:	**Voucher #:**	**114198**	Invoice	**Invoice No:** 3348463	**8/31/2026**	**Paid Amt: $579.66**
						Check Amount: $579.66
MB	**90284**	**16818**		**MN SCHOOL EMPLOYEES ASSOCIATION**		**Check**
			B 01 215 025	Nea-Mea-Bea Dues Payable		$156.21
PO#:	**Voucher #:**	**114189**	Invoice	**Invoice No:** S2027040	**8/31/2026**	**Paid Amt: $156.21**
						Check Amount: $156.21
MB	**90285**	**16194**		**ANDERSON, RYAN K**		**Check**
			E 01 300 294 000 305 502	Fees For Services		$160.00
PO#:	**Voucher #:**	**114202**	Invoice	**Invoice No:** 090326	**9/11/2026**	**Paid Amt: $160.00**
						Check Amount: $160.00
MB	**90286**	**10001**		**CITY OF BARNESVILLE**		**Check**
			E 01 005 810 000 332 000	Electricity		$16,642.51
			E 01 005 810 000 331 000	Water-Sewage		$910.56
			E 04 005 505 321 320 000	Communication		$33.89

Check Number: 0-2147483647 Payment Date: 08/15/2026-09/18/2026 Period: 202701-202703 Void Status: N

Bank	Check No	Code	Rcd	Vendor	Pmt/Void Date	Pmt Type
MB	**90286**	**10001**		**CITY OF BARNESVILLE**		**Check**
			E 01 005 810 000 320 000	Communication		$610.14
PO#:	**Voucher #:**	**114203**	Invoice	**Invoice No:** 10155604	**9/11/2026**	**Paid Amt: $18,197.10**
						Check Amount: $18,197.10
MB	**90287**	**16819**		**COLEMAN, CHRIS**		**Check**
			E 01 300 296 000 305 512	Fees For Services		$150.00
PO#:	**Voucher #:**	**114204**	Invoice	**Invoice No:** 090826	**9/11/2026**	**Paid Amt: $150.00**
						Check Amount: $150.00
MB	**90288**	**15760**		**ENGEL, ROD**		**Check**
			E 01 300 294 000 305 502	Fees For Services		$160.00
PO#:	**Voucher #:**	**114205**	Invoice	**Invoice No:** 090326	**9/11/2026**	**Paid Amt: $160.00**
						Check Amount: $160.00
MB	**90289**	**15730**		**ESSENTIA HEALTH**		**Check**
			E 01 300 790 000 305 000	monthly sports medicine agreement		$125.00
PO#:	**Voucher #:**	**114206**	Invoice	**Invoice No:** CINV-00004592	**9/11/2026**	**Paid Amt: $125.00**
						Check Amount: $125.00
MB	**90290**	**15508**		**GULSETH, MARK**		**Check**
			E 01 300 294 000 305 502	Fees For Services		$213.00
PO#:	**Voucher #:**	**114207**	Invoice	**Invoice No:** 090326	**9/11/2026**	**Paid Amt: $213.00**
						Check Amount: $213.00
MB	**90291**	**16345**		**HERDING, MORIAH**		**Check**
			E 01 300 296 000 305 512	Fees For Services		$229.75
PO#:	**Voucher #:**	**114208**	Invoice	**Invoice No:** 090126	**9/11/2026**	**Paid Amt: $229.75**
						Check Amount: $229.75
MB	**90292**	**17892**	**REMIT**	**KELLY SERVICES INC**		**Check**
			E 01 300 211 000 305 000	HS Substitute Teachers		$195.00
			E 01 300 211 000 305 000	Elem Substitute Teacher		$585.00
PO#:	**Voucher #:**	**114213**	Invoice	**Invoice No:** 5617982711	**9/11/2026**	**Paid Amt: $780.00**
			E 01 100 203 000 305 000	Elem Substitute Teacher		$682.50
PO#:	**Voucher #:**	**114214**	Invoice	**Invoice No:** 5617842419	**9/11/2026**	**Paid Amt: $682.50**
						Check Amount: $1,462.50
MB	**90293**	**15193**		**KING, ROY**		**Check**
			E 01 300 296 000 305 512	Fees For Services		$150.00
PO#:	**Voucher #:**	**114209**	Invoice	**Invoice No:** 090126	**9/11/2026**	**Paid Amt: $150.00**
						Check Amount: $150.00

Check Number: 0-2147483647 Payment Date: 08/15/2026-09/18/2026 Period: 202701-202703 Void Status: N

Bank	Check No	Code	Rcd	Vendor	Pmt/Void Date	Pmt Type
MB	**90294**	**16543**		**KIRCHNER, PHILIP**		**Check**
			E	01 300 294 000 305 502 Fees For Services		$160.00
PO#:		**Voucher #:**	**114210**	Invoice **Invoice No:** 090326	**9/11/2026**	**Paid Amt: $160.00**
						Check Amount: $160.00
MB	**90295**	**18008**		**KUHN-RICE, GARRETT**		**Check**
			E	01 300 294 000 305 502 Fees For Services		$160.00
PO#:		**Voucher #:**	**114211**	Invoice **Invoice No:** 090326	**9/11/2026**	**Paid Amt: $160.00**
						Check Amount: $160.00
MB	**90296**	**16827**		**MINNESOTA TECHNOLOGY & ENGINEERING EDUCATORS ASSOCIA**		**Check**
			E	01 300 640 316 366 000 Gen.trv,Meals, Rooms		$185.00
PO#:		**Voucher #:**	**114212**	Invoice **Invoice No:** Order #00034	**9/11/2026**	**Paid Amt: $185.00**
						Check Amount: $185.00
MB	**90297**	**15551**	**remit**	**NCS PEARSON INC**		**Check**
			E	01 100 420 740 401 000 BASC-3 TRS Child Record Forms Qty 25 (Prir		$62.60
			E	01 300 420 740 401 000 BASC-3 TRS Adolescent Record Forms Qty 2		$62.60
			E	01 100 420 740 401 000 BASC-3 SRP Child Record Forms Qty 25 (Prir		$62.60
			E	01 300 420 740 401 000 BASC-3 SRP Adolescent Record Forms Qty 2		$62.60
			E	01 100 420 740 401 000 KTEA-3 Form A Level 2 Written Expression Bc		$24.00
			E	01 100 420 740 401 000 Shipping and Handling		$16.48
PO#: 51801		**Voucher #:**	**114216**	Invoice **Invoice No:** 32094803	**9/11/2026**	**Paid Amt: $290.88**
						Check Amount: $290.88
MB	**90298**	**14821**	**bvle**	**OLE & LENA'S PIZZERIA**		**Check**
			R	01 300 299 000 619 000 Concessions Cost of Sales		$360.00
PO#:		**Voucher #:**	**114215**	Invoice **Invoice No:** 12470	**9/11/2026**	**Paid Amt: $360.00**
						Check Amount: $360.00
MB	**90299**	**13113**		**STORRUSTEN, DANIEL**		**Check**
			E	01 300 296 000 305 512 Fees For Services		$200.00
PO#:		**Voucher #:**	**114217**	Invoice **Invoice No:** 090826	**9/11/2026**	**Paid Amt: $200.00**
						Check Amount: $200.00
MB	**90300**	**17693**		**VALLEY GREEN & ASSOCIATES**		**Check**
			E	01 005 812 000 350 000 pest application for elementry		$55.00
PO#: 51938		**Voucher #:**	**114218**	Invoice **Invoice No:** 345062	**9/11/2026**	**Paid Amt: $55.00**
						Check Amount: $55.00

Check Number: 0-2147483647 Payment Date: 08/15/2026-09/18/2026 Period: 202701-202703 Void Status: N

Bank	Check No	Code	Rcd	Vendor	Pmt/Void Date	Pmt Type
MB	**90301**	**16653**	**remit**	**VERIFIED FIRST**		**Check**
			E 01 005 105 000 305 000	Background Checks		$244.08
PO#:	**Voucher #:**	**114219**	Invoice	**Invoice No:** INV-000644764	**9/11/2026**	**Paid Amt: $244.08**
						Check Amount: $244.08
MB	**90302**	**16124**		**A-1 SEWER & DRAIN INC**		**Check**
			E 01 005 812 000 350 000	cleaned main pipe from handicapped bathroon		$824.50
PO#: 51962	**Voucher #:**	**114466**	Invoice	**Invoice No:** 54778	**9/17/2026**	**Paid Amt: $824.50**
						Check Amount: $824.50
MB	**90303**	**15412**		**AFLAC TRADITIONAL AND DIRECT**		**Check**
			B 01 215 029	Supplemental Insurance-Voluntary		$307.25
PO#:	**Voucher #:**	**114224**	Invoice	**Invoice No:** 140561	**9/17/2026**	**Paid Amt: $307.25**
						Check Amount: $307.25
MB	**90304**	**14911**		**REMIT2 AMAZON CAPITAL SERVICES**		**Check**
			E 01 005 810 000 410 000	amazon electric pencil sharpener		$34.99
			E 01 005 810 000 410 000	shipping		$6.99
PO#: 51900	**Voucher #:**	**114249**	Invoice	**Invoice No:** 1DKY-QLYQ-DTJR	**9/17/2026**	**Paid Amt: $41.98**
			E 01 100 620 343 470 000	24 Hours in Nowhere		$10.56
PO#: 51912	**Voucher #:**	**114233**	Invoice	**Invoice No:** 1FHT-Q6GR-3K73	**9/17/2026**	**Paid Amt: $10.56**
			E 01 300 240 000 430 000	Fitvids Anti-Burst and Slip Resistant Exercise I		$49.95
PO#: 51901	**Voucher #:**	**114250**	Invoice	**Invoice No:** 1Y7K-JXKG-F6GH	**9/17/2026**	**Paid Amt: $49.95**
			E 01 300 256 000 430 000	Black Expo Markers		$22.49
			E 01 300 256 000 430 000	Triple A Batteries		$24.42
			E 01 300 256 000 430 000	White Board Erasers		$13.99
			E 01 300 256 000 430 000	Painters Tape		$5.99
			E 01 300 256 000 430 000	Papermate Felt Tip Pens		$13.99
			E 01 300 256 000 430 000	Colored Expo Markers		$22.49
			E 01 300 256 000 430 000	Magnetic Graph		$29.44
PO#: 51902	**Voucher #:**	**114252**	Invoice	**Invoice No:** 1F19-4DTG-HJ1Q	**9/17/2026**	**Paid Amt: $132.81**
			R 01 300 299 000 619 000	Concessions Cost of Sales		$299.31
PO#:	**Voucher #:**	**114253**	Invoice	**Invoice No:** 1F19-4DTG-MHYH	**9/17/2026**	**Paid Amt: $299.31**
			E 01 100 212 000 430 000	Kwik Stix Solid Tempera Paint Sticks, 144 Clas		$110.75
PO#: 51892	**Voucher #:**	**114251**	Invoice	**Invoice No:** 1C1M-6TVP-GL69	**9/17/2026**	**Paid Amt: $110.75**
			E 01 100 204 000 430 000	140 Pcs Translucent Pattern Blocks, Geometri		$16.19
			E 01 100 204 000 430 000	amazon.com/gp/product/B0C37MB35D/ref=ox		$9.98
			E 01 100 204 000 430 000	https://www.amazon.com/gp/product/B0084Y9		$74.24
			E 01 100 204 000 430 000	Ooly Rainbow Sparkle Metallic Watercolor Gel		$19.95
			E 01 100 204 000 430 000	Round LED Light Panel for Preschool and Clas		$89.99

Bank	Check No	Code	Rcd	Vendor								Pmt/Void Date		Pmt Type	
MB	**90304**	**14911**	**REMIT2**	**AMAZON CAPITAL SERVICES**										**Check**	
			E	01	100	204	000	430	000	Novelty Place Color Changing Mini Nightlight,		$14.95			
			E	01	100	204	000	430	000	Zhehao 20 Pack 8.5 Inch LCD Writing Tablet D		$39.99			
			E	01	100	204	000	430	000	Colored Smencils - Patented Gourmet Scente		$31.98			
			E	01	100	204	000	430	000	ODOXIA Sequin Wall Panel for Kids | Interacti		$54.95			
			E	01	100	204	000	430	000	4x6 Photo Albums - (Set of 8), by Paper Plan,		$15.50			
PO#: 51876		**Voucher #:**	**114245**	Invoice			**Invoice No:**			16P6-WC1Q-KLFG	**9/17/2026**			**Paid Amt:**	**$367.72**
			E	01	100	209	000	460	000	Small Spaces paperbook book		$39.45			
			E	01	100	209	000	460	000	Dead Voices paperback book		$7.99			
			E	01	100	209	000	460	000	Mystery In Rocky Mountain National Park (Nat		$8.70			
			E	01	100	209	000	460	000	Adventure in Grand Canyon National Park: A M		$11.99			
			E	01	100	209	000	460	000	Discovery in Great Sand Dunes National Park:		$9.80			
			E	01	100	209	000	460	000	Quest in Yosemite National Park: A Mystery Ac		$14.39			
			E	01	100	209	000	460	000	Grand Teton Stampede (The Campground Kid		$8.79			
			E	01	100	209	000	460	000	Smoky Mountain Survival (The Campground K		$9.59			
			E	01	100	209	000	460	000	Yellowstone Sabotage (The Campground Kids		$11.99			
			E	01	100	209	000	460	000	Zion Gold Rush (The Campground Kids: Natio		$11.99			
			E	01	100	209	000	460	000	Rocky Mountain Challenge (The Campground		$11.99			
			E	01	100	209	000	460	000	Yosemite Fortune (The Campground Kids: Nat		$11.99			
			E	01	100	209	000	460	000	Glacier Vanishing (The Campground Kids)		$14.45			
			E	01	100	209	000	460	000	The Academy		$7.49			
			E	01	100	209	000	460	000	The Storm Blitz (Local Legends: Sports Chapt		$11.65			
PO#: 51922		**Voucher #:**	**114230**	Invoice			**Invoice No:**			1YKY-9XCY-CM9R	**9/17/2026**			**Paid Amt:**	**$192.25**
			E	01	005	812	000	420	000	filters for locker rooms		$236.52			
PO#: 51841		**Voucher #:**	**114258**	Invoice			**Invoice No:**			1KL3-LLT4-KXFF	**9/17/2026**			**Paid Amt:**	**$236.52**
			E	01	100	209	000	401	000	Return		$15.00			
PO#:		**Voucher #:**	**114238**	Credit			**Invoice No:**			1MWW-YT69-69VG	**9/17/2026**			**Paid Amt:**	**($15.00)**
			E	01	100	209	000	401	000	This Classroom Is Better With You In It Neon S		$38.99			
			E	01	100	209	000	401	000	Sweet Orange Essential Oil 30mL by Revive E		$15.00			
PO#: 51835		**Voucher #:**	**114237**	Invoice			**Invoice No:**			1T1P-N3XH-6CDV	**9/17/2026**			**Paid Amt:**	**$53.99**
			E	01	100	410	740	401	000	Evekea Gooseneck Tablet Holder, iPad Holder		$18.98			
			E	01	100	410	740	401	000	Visual Edge - Slant Board for Writing – Adjusta		$0.00			
			E	01	100	410	740	401	000	The Pencil Grip Crossover Grip Ergonomic Wr		$18.69			
PO#: 51874		**Voucher #:**	**114227**	Invoice			**Invoice No:**			1KXV-7WCQ-KNMK	**9/17/2026**			**Paid Amt:**	**$37.67**
			E	01	300	270	000	430	000	Highlighters		$7.99			
			E	01	300	270	000	430	000	Magnetic Borders		$15.99			
			E	01	300	270	000	430	000	Gavel		$13.59			

Check Number: 0-2147483647 Payment Date: 08/15/2026-09/18/2026 Period: 202701-202703 Void Status: N

Bank	Check No	Code	Rcd	Vendor	Pmt/Void Date	Pmt Type
MB	**90304**	**14911**		**REMIT2 AMAZON CAPITAL SERVICES**		**Check**

			E	01	300	270	000	430	000	Expo markers	$6.59	
PO#: 51911	**Voucher #:**	**114234**	Invoice		**Invoice No:** 1DDR-9K7X-WFQN				**9/17/2026**		**Paid Amt:**	**$44.16**
			E	04	005	582	344	401	000	Mr. Pen Kraft paper 100 sheets	$11.55	
			E	04	005	582	344	401	000	ABC Tracing Puzzle Board	$32.99	
			E	04	005	582	344	401	000	Scotch Heavy Duty Shipping Packing Tape	$23.98	
			E	04	005	582	344	401	000	Samsill 200 Pack sheet protectors	$22.96	
			E	04	005	582	344	401	000	Teacher Created Resources Polka Dots Magn	$7.69	
			E	04	005	582	344	401	000	DIYMAG magnets with adhesive backing	$41.88	
			E	04	005	582	344	430	000	Scotch 5" Soft Touch Blunt Kid Scissors	$45.16	
			E	04	005	582	344	401	000	Craola Take Note Dry Erase Markers pack of 2	$23.16	
			E	04	005	582	344	430	000	Learning Resources Farm ANimal Counters 6(	$28.79	
PO#: 51851	**Voucher #:**	**114260**	Invoice		**Invoice No:** 19DX-HRCV-RNL4				**9/17/2026**		**Paid Amt:**	**$238.16**
			E	01	300	258	000	430	000	Quartet Dry Erase Markers	$29.84	
			E	01	300	258	000	430	000	Loop Earplugs	$44.50	
PO#: 51935	**Voucher #:**	**114310**	Invoice		**Invoice No:** 1HTY-6K3D-QGY4				**9/17/2026**		**Paid Amt:**	**$74.34**
			E	04	005	582	344	430	000	2100 shape stickers	$0.00	
			E	04	005	582	344	430	000	Listening Ninja	$10.33	
			E	04	005	582	344	401	000	Tallew 2800 dot stickers (macron color)	$8.99	
PO#: 51851	**Voucher #:**	**114239**	Invoice		**Invoice No:** 1F3W-MRV3-77HP				**9/17/2026**		**Paid Amt:**	**$19.32**
			E	04	005	582	344	401	000	Magna-Tiles Rail racers pack	$20.00	
			E	04	005	582	344	401	000	Amazon Basics White out tape	$7.54	
			E	04	005	582	344	401	000	Amazon Basics Dry Erase markers	$6.21	
			E	04	005	582	344	430	000	TBC Paint Sticks 36 pcs	$14.44	
			E	04	005	582	344	401	000	Shuttle Art Dot Markers 26 pcs	$18.98	
			E	04	005	582	344	401	000	Qoubai floor stickers	$11.99	
			E	04	005	582	344	401	000	Goolada Push Pins	$11.98	
			E	04	005	582	344	401	000	iBayam Scissors 3 pk	$9.49	
			E	04	005	582	344	401	000	Coopay 500 Pcs Foam Squares	$17.81	
			E	04	005	582	344	401	000	TBC paint sticks 24 pcs	$25.98	
			E	04	005	582	344	401	000	TBC paint sticks 12 pastel	$23.28	
			E	04	005	582	344	401	000	QianShouYan Wooden Block stacking games	$56.98	
			E	04	005	582	344	401	000	Tigerhu Building Blocks set	$20.99	
			E	04	005	582	344	401	000	Skillmatics Silicone Rainbow Sorting Game	$19.96	
			E	04	005	582	344	401	000	Bright pink astrobrights paper	$19.55	
			E	04	005	582	344	401	000	Pulsar Pink astrobrights paper	$16.64	
			E	04	005	582	344	401	000	Outrageous Orchid Neenah Paper	$20.03	

Check Number: 0-2147483647 Payment Date: 08/15/2026-09/18/2026 Period: 202701-202703 Void Status: N

Bank	Check No	Code	Rcd	Vendor								Pmt/Void Date	Pmt Type		
MB	**90304**	**14911**	**REMIT2 AMAZON CAPITAL SERVICES**										**Check**		
				E	04	005	582	344	401	000		Blast off BLue astrobrights	$17.92		
				E	04	005	582	344	401	000		Lunar Blue astrobrights	$12.59		
				E	04	005	582	344	401	000		Bright BLue astrobrights	$18.48		
				E	04	005	582	344	401	000		Acududoma 24 pcs dog party favor boxes	$15.99		
				E	04	005	582	344	401	000		Velcro 600pcs	$6.29		
				E	04	005	582	344	401	000		Mr. Pen Correction Tape 12 pcs	$6.82		
				E	04	005	582	344	430	000		TEMI magnet robot toy	$29.98		
				E	04	005	582	344	401	000		Hygloss Bleeding Tissue Assortment	$27.98		
				E	04	005	582	344	401	000		100 pcs mini resin ladybugs	$6.45		
				E	04	005	582	344	401	000		Loves Town 50 pcs Ants	$4.99		
				E	04	005	582	344	401	000		Secopad Scrapbook Tape	$6.98		
				E	04	005	582	344	401	000		Scotch Double Sided tape	$5.87		
				E	04	005	582	344	401	000		Kinetic Sand 11 lb brown	$48.99		
				E	04	005	582	344	401	000		Neenah Paper Carstock	$22.18		
				E	04	005	582	344	401	000		Poen 2000 pcs POmpoms	$29.49		
				E	04	005	582	344	401	000		Shuttle Art Dot markers 15 colors	$12.98		
				E	04	005	582	344	401	000		Cedar Canyon Jack Richeson Arti's Rubbing P	$16.27		
				E	04	005	582	344	401	000		Bostitch Office electric stapler	$35.38		
				E	04	005	582	344	401	000		4 pcs utility knife box cutters	$6.29		
				E	04	005	582	344	430	000		Educatinal Insights GeoSafari Microcope	$21.59		
				E	04	005	582	344	401	000		1800 Pack colored shape stickers	$8.69		
				E	04	005	582	344	401	000		10000 Pcs Small Dot Stickers	$5.69		
PO#: 51851		**Voucher #:**	**114261**	Invoice				**Invoice No:**			19C7-9PLR-YRVR	**9/17/2026**		**Paid Amt:**	**$689.74**
				E	01	100	408	740	401	000		Bissell 28806 Perfect Sweep Turbo, Grey	$45.21		
				E	01	100	408	740	401	000		MSTJRY Charging Station for Multiple Devices	$32.98		
PO#: 51939		**Voucher #:**	**114228**	Invoice				**Invoice No:**			1VG4-NQMY-WNWY	**9/17/2026**		**Paid Amt:**	**$78.19**
				E	01	100	209	000	401	000		Power Strips with Surge Protection, Flat Plug I	$18.96		
				E	01	100	209	000	401	000		newnewshow 8.5x11 Acrylic Sign Holder 3 Pac	$9.99		
				E	01	100	209	000	401	000		Dry Erase Board Eraser, Magnetic Detachable	$11.99		
				E	01	100	209	000	401	000		Hadley Designs Large Teacher Desk Calendar	$24.49		
				E	01	100	209	000	430	000		Prang (Formerly SunWorks) Construction Pap	$26.77		
				E	01	100	209	000	430	000		Outside by Jennifer L. Holm (Author)	$13.49		
				E	01	100	209	000	401	000		Teacher Created Resources Teacher Created	$8.99		
				E	01	100	209	000	401	000		Teacher Created Resources Black Straight Ro	$8.99		
				E	01	100	209	000	430	000		Popdarts USA Themed PRO Pack Game Set (	$39.19		
				E	01	100	209	000	401	000		Marbrasse 2 Pack Magnetic File Holder - Pape	$15.69		

Check Number: 0-2147483647 Payment Date: 08/15/2026-09/18/2026 Period: 202701-202703 Void Status: N

Bank	Check No	Code	Rcd	Vendor	Pmt/Void Date	Pmt Type
MB	**90304**	**14911**	**REMIT2**	**AMAZON CAPITAL SERVICES**		**Check**

			E	01	100	209	000	401	000	Audab 6 Rolls 1/4 Pinstripe Tape Vinyl Chart /\	$5.99	
			E	01	100	209	000	430	000	Nikotek Laser Level, Self-leveling Green Line I	$21.84	
			E	01	100	209	000	401	000	HTVRONT Black Permanent Vinyl - 12" x 14 F	$7.99	
			E	01	100	209	000	401	000	WRITECH Gel Pens Fine Point: Nebula Pen S	$12.34	
			E	01	100	209	000	401	000	Hamile for iPad 9th Generation Case with Key	$21.99	
			E	01	100	209	000	430	000	Zubebe 6 Sets Spoons Game Playing Cards G	$21.09	
			E	01	100	209	000	401	000	Teacher Created Resources Black with White	$8.65	
			E	01	100	209	000	401	000	catsMeow M08 Mini Plus Handheld Vacuum C	$23.99	
			E	01	100	209	000	401	000	Paper Mate InkJoy Gel Pens Ultimate Pack, R	$28.30	
			E	01	100	209	000	401	000	Small Table Lamp for Bedroom - Bedside Lam	$22.99	
			E	01	100	209	000	401	000	Teacher Created Resources Modern Farmhou	$12.99	
			E	01	100	209	000	401	000	BIC Xtra-Smooth Pastel Mechanical Pencils w	$4.38	
			E	01	100	209	000	401	000	Top 3 Essential Oils Kit by Revive Essential Oi	$22.00	
			E	01	100	209	000	401	000	MOSISO Laptop Case 13.3 inch,13-13.3 inch	$21.98	
			E	01	100	209	000	401	000	Mr. Pen- Round Magnetic Dry Erase Erasers,	$6.82	
			E	01	100	209	000	401	000	Phomemo Label Maker, D30 Bluetooth Mini La	$16.18	
			E	01	100	209	000	401	000	6 Pcs 11" x 9.5" Legal Pads College Ruled Not	$23.99	

PO#: 51835 **Voucher #:** **114262** Invoice **Invoice No:** 1NVQ-LDXH-GNKV **9/17/2026** **Paid Amt:** **$462.06**

			E	01	100	209	000	430	000	BIC Xtra-Smooth Mechanical Pencils, 0.7 mm	$7.06	
			E	01	100	209	000	401	000	Munfix 200 White Plastic Dessert Plates, 6 Inc	$17.99	
			E	01	100	209	000	401	000	Lamosi 100 Pack 12 oz Paper Cups, Disposab	$12.33	
			E	01	100	209	000	401	000	Amazon Basics Reclosable Double Zipper Sar	$3.18	
			E	01	100	209	000	401	000	ANZNKU Holographic Bags 5x7 Mylar Bags R	$6.98	
			E	01	100	209	000	401	000	KSIPZE 100ft Led Strip Lights RGB Music Syr	$9.99	
			E	01	100	209	000	401	000	bloom daily planners Desk Calendar 2026-202	$24.20	
			E	01	100	209	000	401	000	Whaline 100Pcs Happy Birthday Paper Gift Ta	$11.63	

PO#: 51855 **Voucher #:** **114240** Invoice **Invoice No:** 1WPD-KF7F-D3YV **9/17/2026** **Paid Amt:** **$93.36**

			E	01	300	298	000	401	000	Ball Pump for Sports Balls, Portable Electric B	$37.98	

PO#: 51854 **Voucher #:** **114263** Invoice **Invoice No:** 1WJK-YPHJ-NKJ4 **9/17/2026** **Paid Amt:** **$37.98**

			E	01	100	410	740	401	000	Training Grips For Pencil, Firesara Training Gr	$13.79	
			E	01	100	410	740	401	000	PenAgain Twist 'n Write Pencil Assorted Color	$15.58	
			E	01	100	410	740	401	000	HJZHII 12PCS Egg Pencil Pen Grips, Soft Cus	$7.99	

PO#: 51874 **Voucher #:** **114226** Invoice **Invoice No:** 1TH9-MTHC-7XQG **9/17/2026** **Paid Amt:** **$37.36**

			E	01	100	201	000	430	000	Amazon (back to school order 2026)	$201.35	

PO#: 51864 **Voucher #:** **114256** Invoice **Invoice No:** 1FNP-6MKY-9TC7 **9/17/2026** **Paid Amt:** **$201.35**

			E	04	005	582	344	430	000	Pushpeel Advanced ABC puzzle	$24.49	

Check Number: 0-2147483647 Payment Date: 08/15/2026-09/18/2026 Period: 202701-202703 Void Status: N

Bank	Check No	Code	Rcd	Vendor								Pmt/Void Date	Pmt Type		
MB	**90304**	**14911**	**REMIT2 AMAZON CAPITAL SERVICES**										**Check**		
				E	04	005	582	344	401	000		Melissa & Doug Horse Care Play Set	$26.11		
				E	04	005	582	344	430	000		Hexagonal Building BLocks	$17.99		
				E	04	005	582	344	401	000		Chopsticks	$6.98		
				E	04	005	582	344	401	000		Melissa & Doug BLockables	$22.99		
				E	04	005	582	344	430	000		Acrylic Paint	$15.97		
				E	04	005	582	344	401	000		Carpet Markers Spots Stars	$8.49		
				E	04	005	582	344	401	000		Charms	$6.97		
				E	04	005	582	344	401	000		PIp-Squeaks Skinnies	$27.98		
				E	04	005	582	344	401	000		Bean Bag Chair - Grey	$97.98		
				E	04	005	582	344	430	000		Communication Ninja	$12.91		
				E	04	005	582	344	430	000		My Mouth is. Volcano	$8.40		
				E	04	005	582	344	430	000		Patient Ninja	$11.98		
				E	04	005	582	344	430	000		Frustrated Ninja	$10.33		
				E	04	005	582	344	401	000		GeoSafari Talking Microscope	$47.69		
				E	04	005	582	344	401	000		35 Pcs Kitchen accessories	$14.99		
				E	04	005	582	344	401	000		Empty Plastic Sensory Bottles	$28.99		
				E	04	005	582	344	401	000		Glitter	$9.99		
				E	04	005	582	344	401	000		Floor Stickers - Polka Dots	$9.99		
				E	04	005	582	344	430	000		Paunchy Pastel Blue Bliss Astrobrights paper	$21.40		
				E	04	005	582	344	401	000		Sorbus wood Grain Floor Tiles - 36 pack - Carl	$126.09		
				E	04	005	582	344	401	000		Rolling Pins	$11.99		
				E	04	005	582	344	401	000		4200 Colored Dot Stickers	$7.19		
				E	04	005	582	344	430	000		Geometric Solids 300 pcs Math Counting Cub	$16.14		
				E	04	005	582	344	401	000		Playmags Large Magnetic Figures	$29.69		
				E	04	005	582	344	430	000		Geometric Apple Sorter	$16.98		
				E	04	005	582	344	401	000		Picasso Tiles Metro City Vehicle Magnet Set	$12.73		
				E	04	005	582	344	401	000		Amazon Basics Laminating Sheets 200	$102.32		
PO#: 51851		**Voucher #:**	**114257**	Invoice			**Invoice No:**		161Q-39RM-G9HY			**9/17/2026**		**Paid Amt:**	**$755.75**
				E	01	100	620	343	470	000		Cat Ninja: Welcome	$10.39		
				E	01	100	620	343	470	000		Cat Ninja: Cat's Claw	$9.06		
				E	01	100	620	343	470	000		Cat Ninja: The Heart of the Hero	$11.05		
				E	01	100	620	343	470	000		Warriors Graphic	$12.99		
				E	01	100	620	343	470	000		Rowley Jefferson's	$12.79		
				E	01	100	620	343	470	000		In Full Bloom	$7.99		
				E	01	100	620	343	470	000		The Pie Rat on 7th	$6.56		
				E	01	100	620	343	470	000		The Night Crew	$7.99		

Check Number: 0-2147483647 Payment Date: 08/15/2026-09/18/2026 Period: 202701-202703 Void Status: N

Bank	Check No	Code	Rcd	Vendor								Pmt/Void Date	Pmt Type		
MB	**90304**	**14911**	**REMIT2**	**AMAZON CAPITAL SERVICES**									**Check**		
				E	01	100	620	343	470	000		Leader of the Pack	$11.31		
				E	01	100	620	343	470	000		Pup vs. Squirrel	$17.63		
				E	01	100	620	343	470	000		Impossible Creatures	$10.15		
				E	01	100	620	343	470	000		The Poisoned King	$9.99		
				E	01	100	620	343	470	000		The Neverfear	$15.99		
				E	01	100	620	343	470	000		The Boy in the Striped Pajamas	$15.43		
				E	01	100	620	343	470	000		Escargot	$9.99		
				E	01	100	620	343	470	000		Chicks & Salsa	$5.50		
				E	01	100	620	343	470	000		Space Case	$14.99		
				E	01	100	620	343	470	000		Spaced Out	$14.99		
				E	01	100	620	343	470	000		Dark Wyng	$10.53		
				E	01	100	620	343	470	000		The Sun Thief	$12.26		
				E	01	100	620	343	470	000		The Pumpkin Thief	$15.19		
				E	01	100	620	343	470	000		Yarn is Everything	$10.99		
				E	01	100	620	343	470	000		Bad Kitty Gets a Job	$11.90		
				E	01	100	620	343	470	000		The Lost Library	$10.10		
PO#: 51912		**Voucher #:**	**114229**	Invoice				**Invoice No:**			1J19-9J3Q-JWX1	**9/17/2026**		**Paid Amt:**	**$275.76**
				E	01	100	204	000	401	000		EOOUT 24pcs Mesh Zipper Pouch Bags A4 D	$13.49		
				E	01	100	204	000	430	000		100 Pcs Motivational Pencils Bulk, Fun Inspira	$13.89		
				E	01	100	204	000	430	000		Amazon Basics Composition Notebook, Wide	$31.28		
				E	01	100	204	000	430	000		Gilprop 8 Pack Magnetic File Holder, 10"x13"x	$56.99		
				E	01	100	204	000	430	000		Play-Doh Modeling Compound 36-Pack Case	$19.49		
				E	01	100	204	000	401	000		KDG 2 Pack Cordless Table Lamp, Portable LI	$39.98		
				E	01	100	204	000	430	000		TOMYOU 400 Pieces Building Blocks Kids ST	$29.99		
				E	01	100	204	000	430	000		Apluses 42PCS Magnetic Blocks, Gifts for 3 4	$18.99		
				E	01	100	204	000	401	000		EXPO Dry Erase Markers, Low Odor Ink, Assc	$9.87		
				E	01	100	204	000	401	000		VZZNN 20-Pack Adhesive Pen Holder with Du	$16.99		
				E	01	100	204	000	430	000		Mr. Sketch Scented Markers, Chisel Tip, Asso	$13.95		
				E	01	100	204	000	430	000		16 Pieces Jumbo Rainbow Colored Pencils wi	$8.99		
				E	01	100	204	000	430	000		Ooly Scented Tutti Fruitti Color Changing Gel I	$9.95		
				E	01	100	204	000	430	000		BIC Xtra-Smooth Pastel Mechanical Pencils w	$4.38		
				E	01	100	204	000	430	000		100 Sheets Black Cardstock 8.5” x 11”, 65lb/18	$11.99		
				E	01	100	204	000	430	000		The Valentine's Day Villain | Blackthorn Stable	$11.99		
				E	01	100	204	000	430	000		Easter Trouble at the Chocolate Factory Black	$12.99		
				E	01	100	204	000	430	000		St. Patrick's Day and the Last Treasure Blackt	$12.99		
				E	01	100	204	000	401	000		YSCare Scratch Arts Party Favors for Kids: 24	$21.98		

Bank	Check No	Code	Rcd	Vendor	Pmt/Void Date	Pmt Type
MB	**90304**	**14911**	**REMIT2**	**AMAZON CAPITAL SERVICES**		**Check**

			E	01	100	204	000	401	000	Blueweenly 24 Pcs Birthday Small Stuffed Ani	$29.99			
			E	01	100	204	000	401	000	500 Pack Sheet Protectors 8.5 x 11 inch Clear	$21.59			
PO#: 51833	**Voucher #:**	**114241**	Invoice		**Invoice No:** 17K6-3GX7-FWPC					**9/17/2026**		**Paid Amt:**	**$411.75**	
			R	01	300	299	000	619	000	Concessions Cost of Sales	$294.84			
PO#:	**Voucher #:**	**114242**	Invoice		**Invoice No:** 1THJ-KK3L-GXPQ					**9/17/2026**		**Paid Amt:**	**$294.84**	
			E	01	100	203	302	530	000	ECR 4 Kids Classic Bookcase 36" Adjustable S	$158.39			
PO#: 51875	**Voucher #:**	**114243**	Invoice		**Invoice No:** 176M-Y6XN-MVWM					**9/17/2026**		**Paid Amt:**	**$158.39**	
			E	01	100	206	000	430	000	nametags	$7.46			
			E	01	100	206	000	430	000	painting paper	$32.99			
PO#: 51850	**Voucher #:**	**114259**	Invoice		**Invoice No:** 1L67-TJFQ-GML6					**9/17/2026**		**Paid Amt:**	**$40.45**	
			E	01	100	201	000	430	000	puzgic Stem Kids Toys for Creative Learning E	$13.98			
			E	01	100	201	000	430	000	POPULAR PLAYTHINGS Magnetic Mix or Mat	$37.99			
			E	01	100	201	000	430	000	Popular Playthings Magnetic Mix or Match Ani	$37.99			
			E	01	100	201	000	401	000	50 Pieces Happy Birthday Pencils Cake Balloc	$15.99			
			E	01	100	201	000	401	000	200 Pcs Stickers for Kids	$5.58			
			E	01	100	201	000	401	000	SHAOQINLIN 12 PCS Purple Mardi Gras Bea	$4.73			
			E	01	100	201	000	401	000	JCFIRE 100PCS Back to School Stickers for K	$4.99			
			E	01	100	201	000	401	000	16 Pack Plastic Water Bottles Colorful Bulk wi	$26.99			
PO#: 51886	**Voucher #:**	**114254**	Invoice		**Invoice No:** 137H-WVG4-YPCN					**9/17/2026**		**Paid Amt:**	**$148.24**	
			E	01	100	209	000	430	000	Paper Mate Handwriting Triangular Mechanica	$15.51			
PO#: 51855	**Voucher #:**	**114235**	Invoice		**Invoice No:** 1MY3-TLRN-DMQJ					**9/17/2026**		**Paid Amt:**	**$15.51**	
			E	01	100	201	000	401	000	D24TIME Birthday Certificates - Style 3	$9.99			
			E	01	100	201	000	430	000	Play-Doh Modeling Compound 24-Pack Case	$17.86			
PO#: 51865	**Voucher #:**	**114255**	Invoice		**Invoice No:** 1HPX-YDWG-3R13					**9/17/2026**		**Paid Amt:**	**$27.85**	
			E	01	100	204	000	430	000	Galaxy Projector Sound Machine Aurora Night	$42.95			
PO#: 51876	**Voucher #:**	**114236**	Invoice		**Invoice No:** 1PDK-LHH4-4QKW					**9/17/2026**		**Paid Amt:**	**$42.95**	
			E	01	100	204	000	430	000	Tru ray pink construction paper	$8.27			
			E	01	100	204	000	430	000	tru ray green construction paper	$16.32			
			E	01	100	204	000	430	000	tru ray dark blue construction paper	$25.68			
			E	01	100	204	000	430	000	pacon tru ray dark brown construction paper	$17.08			
			E	01	100	204	000	430	000	prang sky blue construction paper	$15.78			
			E	01	100	204	000	430	000	popular playthings playstix	$35.89			
			E	01	100	204	000	430	000	prang light brown construction paper	$11.60			
PO#: 51877	**Voucher #:**	**114246**	Invoice		**Invoice No:** 1TKW-DJT3-44WL					**9/17/2026**		**Paid Amt:**	**$130.62**	
			E	01	300	292	000	401	516	20 Pack Red Blank Sublimation Flag Set 5x8 I	$9.40			

Check Number: 0-2147483647 Payment Date: 08/15/2026-09/18/2026 Period: 202701-202703 Void Status: N

Bank	Check No	Code	Rcd	Vendor							Pmt/Void Date		Pmt Type		
MB	**90304**	**14911**	**REMIT2**	**AMAZON CAPITAL SERVICES**									**Check**		
			E	01	300	292	000	401	516	Xiny Tool Garden Stakes, 25 Pack Steel Plant		$28.49			
PO#: 51924	**Voucher #:**		**114231**	Invoice				**Invoice No:**		1VMR-V4Q3-GLT1	**9/17/2026**		**Paid Amt:**		**$37.89**
			E	01	100	204	000	430	000	40 pc flat paint brushes		$24.99			
			E	01	100	204	000	401	000	Bissell natural sweep carpet sweeper		$33.32			
			E	01	100	204	000	401	000	Deli/EZWORK swing arm swivel stapler		$7.59			
			E	01	100	204	000	430	000	Sharpie tank highlighters		$19.39			
			E	01	100	204	000	430	000	Sharpie permanent markers- black		$7.99			
			E	01	100	204	000	430	000	Sharpie permenant markers assorted colors		$7.97			
			E	01	100	204	000	401	000	Feierya card shuffler		$15.95			
			E	01	100	204	000	430	000	tru ray salmon construction paper		$7.58			
			E	01	100	204	000	430	000	1260 scratch and sniff stickerrs		$15.99			
			E	01	100	204	000	401	000	cool angle adjustable step stool		$28.49			
			E	01	100	204	000	430	000	zhehao LCD writing tablets		$39.99			
			E	01	100	204	000	430	000	neenah cardstock		$24.07			
			E	01	100	204	000	430	000	prang black construction paper		$12.69			
PO#: 51877	**Voucher #:**		**114247**	Invoice				**Invoice No:**		1N1Y-VDTM-VTF3	**9/17/2026**		**Paid Amt:**		**$246.01**
			E	01	100	203	000	401	000	EXPP Dry Erase Markers Low Odor Ink Blake		$63.98			
			E	01	100	203	000	401	000	LOCONHA Dry Erase Markers, 48 pack Magn		$13.99			
			E	01	100	203	000	401	000	sharpie tank style highlighters, chisel tip, floure		$16.51			
			E	01	100	203	000	401	000	Paper Mate Flair Felt Tip Pens, medium point		$9.79			
			E	01	100	203	000	401	000	Scribbledo Small Dry Erase Boards for Studen		$15.15			
			E	01	100	203	000	401	000	Math Place Value Arrow Cards- 71 pack with s		$16.14			
			E	01	100	203	000	401	000	Seetoo games Magnetic Bingo Chips Counters		$17.18			
			E	01	100	203	000	401	000	10 PCS Polyhedral D10 Dice Acrylic 10 Sides		$6.59			
PO#: 51873	**Voucher #:**		**114244**	Invoice				**Invoice No:**		13KY-V794-GF4F	**9/17/2026**		**Paid Amt:**		**$159.33**
			E	01	100	216	401	430	000	Bostitch Electric Pencil Sharpener for Classro		$42.99			
			E	01	100	216	401	430	000	EXPO Dry-Erase Marker, Chisel Tip, Black, 8/I		$44.87			
PO#: 51931	**Voucher #:**		**114232**	Invoice				**Invoice No:**		1GYR-X19X-JXW4	**9/17/2026**		**Paid Amt:**		**$87.86**
			E	01	300	402	740	401	000	12 rolls transparent tape clear 3/4 x 1000 inch		$9.18			
			E	01	300	402	740	401	000	Standard Sheer Protector 200/box		$17.99			
			E	01	300	402	740	401	000	Elmer's Disappearing Purple glue sticks 60 pie		$14.98			
PO#: 51910	**Voucher #:**		**114225**	Invoice				**Invoice No:**		1T6K-F7HF-4WHM	**9/17/2026**		**Paid Amt:**		**$42.15**
			E	01	300	258	000	401	000	Duck Brand Electrical Tape		$2.96			
			E	01	300	258	000	401	000	Printer Ink		$23.94			
			E	01	300	258	000	401	000	Pencils		$11.14			
			E	01	300	258	000	401	000	Sticky Dots		$9.99			

Bank	Check No	Code	Rcd	Vendor	Pmt/Void Date	Pmt Type
MB	**90304**	**14911**		**REMIT2 AMAZON CAPITAL SERVICES**		**Check**
			E 01 300 258 000 401 000	Painters Tape		$4.49
			E 01 300 258 000 401 000	Bandaids		$17.98
			E 01 300 258 000 401 000	Dry Erase Markers		$15.50
			E 01 300 258 000 401 000	Tissues		$6.27
PO#: 51887	**Voucher #:**	**114248**	Invoice	**Invoice No:** 14CK-LJQJ-FJN1	**9/17/2026**	**Paid Amt: $92.27**
						Check Amount: $6,462.15
MB	**90305**	**15900**		**ANDERSON ELECTRIC LLC**		**Check**
			E 01 005 865 370 350 000	installed new emergency lights ltfm 370 electr		$7,490.00
PO#: 51928	**Voucher #:**	**114266**	Invoice	**Invoice No:** 8836	**9/17/2026**	**Paid Amt: $7,490.00**
			E 01 005 812 000 350 000	fixed outlet got water heater working		$360.00
PO#: 51944	**Voucher #:**	**114264**	Invoice	**Invoice No:** 8845	**9/17/2026**	**Paid Amt: $360.00**
			E 01 005 865 370 350 000	replaced emergency lights LTFM 370		$2,972.00
PO#: 51944	**Voucher #:**	**114265**	Invoice	**Invoice No:** 8844	**9/17/2026**	**Paid Amt: $2,972.00**
						Check Amount: $10,822.00
MB	**90306**	**17583**		**A-OX WELDING SUPPLY INC**		**Check**
			E 01 300 301 830 433 000	rental		$25.62
			E 01 300 213 000 350 000	rental		$25.00
PO#: 51934	**Voucher #:**	**114463**	Invoice	**Invoice No:** 0000358661	**9/17/2026**	**Paid Amt: $50.62**
						Check Amount: $50.62
MB	**90307**	**15344**	**remit**	**AVIBEN LLC**		**Check**
			E 01 005 110 000 305 000	Fees For Services		$72.97
PO#:	**Voucher #:**	**114267**	Invoice	**Invoice No:** 43537	**9/17/2026**	**Paid Amt: $72.97**
						Check Amount: $72.97
MB	**90308**	**10685**		**BARNESVILLE BUS COMPANY, INC.**		**Check**
			E 01 005 760 720 360 000	Camera Charge (50%)		$200.00
PO#:	**Voucher #:**	**114270**	Invoice	**Invoice No:** Camera Aug/Sep 26	**9/17/2026**	**Paid Amt: $200.00**
			E 01 005 760 000 532 000	Rep-Maint Services		$657.62
PO#:	**Voucher #:**	**114271**	Invoice	**Invoice No:** Camera	**9/17/2026**	**Paid Amt: $657.62**
			E 04 005 509 321 360 000	Kids Club		$386.25
			E 01 300 289 000 369 000	Football Auxiliary		$594.75
			E 01 300 294 733 360 502	Football		$1,445.00
			E 01 300 296 733 360 512	Volleyball		$1,090.25
			E 01 300 292 733 360 516	Cross Country		$644.00
			E 04 005 506 321 360 424	Summer Field Trips		$1,456.25
PO#:	**Voucher #:**	**114269**	Invoice	**Invoice No:** Aug 26 Extra	**9/17/2026**	**Paid Amt: $5,616.50**

Bank	Check No	Code	Rcd	Vendor		Pmt/Void Date	Pmt Type	
MB	**90308**	**10685**		**BARNESVILLE BUS COMPANY, INC.**			**Check**	
			E	01 005 760 733 305 000	Fees For Services		$300.00	
PO#:	**Voucher #:**	**114465**	Invoice	**Invoice No:** 26 Type III		**9/17/2026**	**Paid Amt:**	**$300.00**
							Check Amount:	**$6,774.12**
MB	**90309**	**10685**		**BARNESVILLE BUS COMPANY, INC.**			**Check**	
			E	01 005 760 720 360 000	Monthly Fee		$62,667.00	
PO#:	**Voucher #:**	**114268**	Invoice	**Invoice No:** September 2026		**9/17/2026**	**Paid Amt:**	**$62,667.00**
							Check Amount:	**$62,667.00**
MB	**90310**	**12156**		**BARNESVILLE C-STORE**			**Check**	
			E	01 005 811 000 442 000	Gasoline		$33.29	
PO#:	**Voucher #:**	**114272**	Invoice	**Invoice No:** 6678-2		**9/17/2026**	**Paid Amt:**	**$33.29**
			E	01 005 811 000 442 000	Gasoline		$62.37	
PO#:	**Voucher #:**	**114274**	Invoice	**Invoice No:** 9912-2		**9/17/2026**	**Paid Amt:**	**$62.37**
			E	01 005 811 000 442 000	Gasoline		$59.04	
PO#:	**Voucher #:**	**114273**	Invoice	**Invoice No:** 6552-2		**9/17/2026**	**Paid Amt:**	**$59.04**
			E	01 005 811 000 442 000	Gasoline		$36.36	
PO#:	**Voucher #:**	**114276**	Invoice	**Invoice No:** 7249-1		**9/17/2026**	**Paid Amt:**	**$36.36**
			E	01 005 811 000 442 000	Gasoline		$93.60	
PO#:	**Voucher #:**	**114275**	Invoice	**Invoice No:** 6539-1		**9/17/2026**	**Paid Amt:**	**$93.60**
			E	01 005 760 733 442 000	Gasoline		$52.32	
			E	01 005 760 733 401 000	Car Wash		$10.00	
PO#:	**Voucher #:**	**114277**	Invoice	**Invoice No:** 7284-1		**9/17/2026**	**Paid Amt:**	**$62.32**
							Check Amount:	**$346.98**
MB	**90311**	**16618**		**BARNESVILLE DRUG & HARDWARE**			**Check**	
			E	01 005 810 000 410 000	Custodial Supplies		$37.98	
PO#:	**Voucher #:**	**114281**	Invoice	**Invoice No:** 277897		**9/17/2026**	**Paid Amt:**	**$37.98**
			E	01 005 810 000 410 000	Custodial Supplies		$15.98	
PO#:	**Voucher #:**	**114282**	Invoice	**Invoice No:** 278276		**9/17/2026**	**Paid Amt:**	**$15.98**
			E	01 005 810 000 410 000	Custodial Supplies		$109.89	
PO#:	**Voucher #:**	**114283**	Invoice	**Invoice No:** 277239		**9/17/2026**	**Paid Amt:**	**$109.89**
			E	01 005 810 000 410 000	softener salt		$1,258.74	
PO#:	**Voucher #:**	**114284**	Invoice	**Invoice No:** 277053		**9/17/2026**	**Paid Amt:**	**$1,258.74**
			E	01 005 810 000 410 000	Custodial Supplies		$164.99	
PO#:	**Voucher #:**	**114278**	Invoice	**Invoice No:** 279119		**9/17/2026**	**Paid Amt:**	**$164.99**
			E	01 005 810 000 410 000	Custodial Supplies		$13.78	
PO#:	**Voucher #:**	**114279**	Invoice	**Invoice No:** 278299		**9/17/2026**	**Paid Amt:**	**$13.78**

Check Number: 0-2147483647 Payment Date: 08/15/2026-09/18/2026 Period: 202701-202703 Void Status: N

Bank	Check No	Code	Rcd	Vendor	Pmt/Void Date	Pmt Type		
MB	**90311**	**16618**		**BARNESVILLE DRUG & HARDWARE**		**Check**		
			E 01 005 810 000 410 000	Custodial Supplies		$27.49		
PO#:	**Voucher #:**	**114280**	Invoice	**Invoice No:** 278713	**9/17/2026**	**Paid Amt:**	**$27.49**	
						Check Amount:		**$1,628.85**
MB	**90312**	**10013**		**BARNESVILLE GROCERY**		**Check**		
			E 02 005 770 469 490 000	Food		$15.96		
PO#:	**Voucher #:**	**114286**	Invoice	**Invoice No:** Aug 26 Food Service	**9/17/2026**	**Paid Amt:**	**$15.96**	
			R 01 300 299 000 619 000	Concessions Cost of Sales		$16.14		
PO#:	**Voucher #:**	**114285**	Invoice	**Invoice No:** Aug 26 Concessions	**9/17/2026**	**Paid Amt:**	**$16.14**	
						Check Amount:		**$32.10**
MB	**90313**	**10025**		**BARNESVILLE RECORD-REVIEW**		**Check**		
			E 01 005 010 000 380 000	Minutes - June & July meetings		$1,726.20		
			E 01 005 010 000 380 000	Potato Days ad		$795.00		
			E 01 005 010 000 380 000	Back to School page		$604.00		
			E 01 100 203 000 401 000	Elem Back to School Ad		$874.00		
PO#:	**Voucher #:**	**114287**	Invoice	**Invoice No:** 08312026	**9/17/2026**	**Paid Amt:**	**$3,999.20**	
						Check Amount:		**$3,999.20**
MB	**90314**	**15716**		**BERT'S TRUCK EQUIPMENT**		**Check**		
			E 01 005 813 000 420 000	shoe assembly for plow		$194.51		
PO#: 51920	**Voucher #:**	**114288**	Invoice	**Invoice No:** S106911	**9/17/2026**	**Paid Amt:**	**$194.51**	
						Check Amount:		**$194.51**
MB	**90315**	**17074**		**BLICK ART MATERIALS**		**Check**		
			E 01 100 207 000 401 000	07242-1010 The Pencil Grip Magnet Man Mag		$17.10		
PO#: 51778	**Voucher #:**	**114289**	Invoice	**Invoice No:** 8770141	**9/17/2026**	**Paid Amt:**	**$17.10**	
			E 01 100 212 000 430 000	21218-1109 Crayola Broad Line Markers - Set		$71.99		
			E 01 100 212 000 430 000	21206-2200 Crayola Ultra-Clean Washable Ma		$87.76		
			E 01 100 212 000 430 000	00135-3018 Blick Washable Tempera Paint - F		$31.42		
			E 01 100 212 000 430 000	00135-3016 Blick Washable Tempera Paint - F		$26.60		
			E 01 100 212 000 430 000	00135-4518 Blick Washable Tempera Paint - C		$31.42		
			E 01 100 212 000 430 000	00135-4516 Blick Washable Tempera Paint - C		$26.60		
			E 01 100 212 000 430 000	00135-4018 Blick Washable Tempera Paint - Y		$31.42		
			E 01 100 212 000 430 000	00135-4016 Blick Washable Tempera Paint - Y		$26.60		
			E 01 100 212 000 430 000	00135-7018 Blick Washable Tempera Paint - C		$31.42		
			E 01 100 212 000 430 000	00135-7016 Blick Washable Tempera Paint - C		$26.60		
			E 01 100 212 000 430 000	00135-8008 Blick Washable Tempera Paint - E		$31.42		
			E 01 100 212 000 430 000	00135-8006 Blick Washable Tempera Paint - E		$26.60		
			E 01 100 212 000 430 000	11446-5483 RiteCo Construction Paper - Light		$5.10		

Check Number: 0-2147483647 Payment Date: 08/15/2026-09/18/2026 Period: 202701-202703 Void Status: N

Bank	Check No	Code	Rcd	Vendor								Pmt/Void Date	Pmt Type	
MB	**90315**	**17074**		**BLICK ART MATERIALS**									**Check**	
				E	01	100	212	000	430	000	11446-2023 RiteCo Construction Paper - Blacl		$13.60	
				E	01	100	212	000	430	000	11446-3063 RiteCo Construction Paper - Pink,		$8.50	
				E	01	100	212	000	430	000	57603-2005 Westcott Anti-Microbial Kids Scis:		$69.20	
				E	01	100	212	000	430	000	13109-1102 Blick Economy Posterboard - 22"		$44.00	
				E	01	100	212	000	430	000	21315-2003 Sharpie Ultra-Fine Point Marker -		$66.00	
PO#: 51893		**Voucher #:**	**114290**	Invoice				**Invoice No:** 8822989				**9/17/2026**	**Paid Amt:**	**$656.25**
													Check Amount:	**$673.35**
MB	**90316**	**17977**	**REMIT**	**BOELTER COMPANIES INC**									**Check**	
				E	02	005	770	701	401	000	bun/sheet rack advanced tabco		$327.65	
				E	02	005	770	701	401	000	bun/sheet pan winco		$311.52	
				E	02	005	770	701	401	000	Freight		$215.60	
PO#: 51926		**Voucher #:**	**114432**	Invoice				**Invoice No:** 9100146033				**9/17/2026**	**Paid Amt:**	**$854.77**
				E	02	005	770	701	401	000	Refund		$215.60	
PO#:		**Voucher #:**	**114433**	Credit				**Invoice No:** 9100149962				**9/17/2026**	**Paid Amt:**	**($215.60)**
													Check Amount:	**$639.17**
MB	**90317**	**16343**	**remit**	**BRAINPOP LLC**									**Check**	
				E	01	100	205	000	460	000	Brainpop Jr Teacher access		$275.00	
				E	01	100	205	000	460	000	processing fee		$0.00	
				E	01	100	205	000	460	000	Brain Pop Jr 3 device subscription		$275.00	
				E	01	100	205	000	460	000	processing fee		$0.00	
PO#: 51891		**Voucher #:**	**114291**	Invoice				**Invoice No:** #US645036				**9/17/2026**	**Paid Amt:**	**$550.00**
													Check Amount:	**$550.00**
MB	**90318**	**15818**	**remit**	**CDW GOVERNMENT**									**Check**	
				E	01	300	612	000	405	000	Google Chrome EDU LIC		$66.00	
PO#: 51889		**Voucher #:**	**114292**	Invoice				**Invoice No:** AK7UP8K				**9/17/2026**	**Paid Amt:**	**$66.00**
				E	01	300	211	000	405	000	Google Chrome Edu Licenses		$264.00	
PO#: 51903		**Voucher #:**	**114293**	Invoice				**Invoice No:** AK7U87H				**9/17/2026**	**Paid Amt:**	**$264.00**
													Check Amount:	**$330.00**
MB	**90319**	**17854**	**REMIT**	**CINTAS CORP**									**Check**	
				E	02	005	770	469	401	000	Laundry/Dry Cleaning		$56.11	
PO#:		**Voucher #:**	**114294**	Invoice				**Invoice No:** 4278468138				**9/17/2026**	**Paid Amt:**	**$56.11**
													Check Amount:	**$56.11**

Check Number: 0-2147483647 Payment Date: 08/15/2026-09/18/2026 Period: 202701-202703 Void Status: N

Bank	Check No	Code	Rcd	Vendor	Pmt/Void Date	Pmt Type		
MB	**90320**	**10520**		**CLAY COUNTY AUDITOR -TREASURER**		**Check**		
			E	01 005 850 302 896 000 Taxes/Special Assessments		$1,813.00		
PO#:	**Voucher #:**	**114295**	Invoice	**Invoice No:** 1483381	**9/17/2026**		**Paid Amt:**	**$1,813.00**
							Check Amount:	**$1,813.00**
MB	**90321**	**14047**		**CLAY COUNTY EXTENSION**		**Check**		
			E	04 005 506 321 305 000 Summer 4H Day Camp		$383.00		
PO#:	**Voucher #:**	**114296**	Invoice	**Invoice No:** 082526	**9/17/2026**		**Paid Amt:**	**$383.00**
							Check Amount:	**$383.00**
MB	**90322**	**16568**		**COCA-COLA BOTTLING COMPANY HIGH COUNTRY**		**Check**		
			E	02 005 770 707 490 000 Food		$283.50		
PO#:	**Voucher #:**	**114300**	Invoice	**Invoice No:** 5545706	**9/17/2026**		**Paid Amt:**	**$283.50**
							Check Amount:	**$283.50**
MB	**90323**	**16568**	**CONC**	**COCA-COLA BOTTLING COMPANY HIGH COUNTRY**		**Check**		
			R	01 300 299 000 619 000 Credit		$578.00		
PO#:	**Voucher #:**	**114297**	Credit	**Invoice No:** 5480263	**9/17/2026**		**Paid Amt:**	**($578.00)**
			R	01 300 299 000 619 000 Concessions Cost of Sales		$1,891.50		
PO#:	**Voucher #:**	**114298**	Invoice	**Invoice No:** 5545707	**9/17/2026**		**Paid Amt:**	**$1,891.50**
			R	01 300 299 000 619 000 Concessions Cost of Sales		$1,727.00		
PO#:	**Voucher #:**	**114299**	Invoice	**Invoice No:** 5545708	**9/17/2026**		**Paid Amt:**	**$1,727.00**
							Check Amount:	**$3,040.50**
MB	**90324**	**16937**		**COLE PAPERS INC**		**Check**		
			E	01 005 810 000 410 000 disenfectant cleaner		$194.76		
			E	01 005 810 000 410 000 floor cleaner		$251.00		
			E	01 005 810 000 410 000 hand wash		$119.96		
			E	01 005 810 000 410 000 can liner		$78.70		
			E	01 005 810 000 410 000 can liner		$67.18		
			E	01 005 810 000 410 000 can liner		$35.42		
			E	01 005 810 000 410 000 toilet paper		$182.88		
			E	01 005 810 000 410 000 paper towel		$152.94		
			E	01 005 810 000 410 000 peroxide cleaner		$329.67		
			E	01 005 810 000 410 000 processing fee		$7.00		
PO#: 51881	**Voucher #:**	**114301**	Invoice	**Invoice No:** 10759306	**9/17/2026**		**Paid Amt:**	**$1,419.51**
			R	01 300 299 000 619 000 Concessions Cost of Sales		$92.98		
PO#:	**Voucher #:**	**114302**	Invoice	**Invoice No:** 10759951	**9/17/2026**		**Paid Amt:**	**$92.98**
			E	02 005 770 701 401 000 General Supplies		$111.37		
PO#:	**Voucher #:**	**114303**	Invoice	**Invoice No:** 10759444	**9/17/2026**		**Paid Amt:**	**$111.37**

Bank	Check No	Code	Rcd	Vendor	Pmt/Void Date	Pmt Type
MB	**90324**	**16937**		**COLE PAPERS INC**		**Check**
			E 01 005 813 000 350 000	repaired imop		$163.90
PO#: 51890	**Voucher #:**	**114304**	Invoice	**Invoice No:** 10759063	**9/17/2026**	**Paid Amt:** **$163.90**
			E 02 005 770 701 401 000	General Supplies		$550.62
PO#:	**Voucher #:**	**114305**	Invoice	**Invoice No:** 10759990	**9/17/2026**	**Paid Amt:** **$550.62**
			E 02 005 770 701 401 000	General Supplies		$98.72
PO#:	**Voucher #:**	**114306**	Invoice	**Invoice No:** 10760441	**9/17/2026**	**Paid Amt:** **$98.72**
			E 01 005 810 000 410 000	bath tissue		$228.60
			E 01 005 810 000 410 000	paper towel		$254.90
			E 01 005 810 000 410 000	blade kit		$39.54
			E 01 005 810 000 410 000	blade kit		$67.91
			E 01 005 810 000 410 000	Freight		$7.00
PO#: 51936	**Voucher #:**	**114307**	Invoice	**Invoice No:** 10766183	**9/17/2026**	**Paid Amt:** **$597.95**
			E 02 005 770 701 401 000	General Supplies		$321.36
PO#:	**Voucher #:**	**114308**	Invoice	**Invoice No:** 10766322	**9/17/2026**	**Paid Amt:** **$321.36**
			E 01 005 813 000 350 000	fixed vacuum		$132.91
PO#: 51929	**Voucher #:**	**114309**	Invoice	**Invoice No:** 10763346	**9/17/2026**	**Paid Amt:** **$132.91**
			E 01 005 810 000 410 000	toilet bowl mop		$10.20
PO#: 51936	**Voucher #:**	**114427**	Invoice	**Invoice No:** 10769512	**9/17/2026**	**Paid Amt:** **$10.20**
			E 01 005 810 000 410 000	24x32 can liner		$134.36
			E 01 005 810 000 410 000	29x44 can liner		$53.13
			E 01 005 810 000 410 000	38x58		$109.29
			E 01 005 810 000 410 000	Freight		$7.00
PO#: 51947	**Voucher #:**	**114428**	Invoice	**Invoice No:** 10767987	**9/17/2026**	**Paid Amt:** **$303.78**
			E 02 005 770 701 401 000	General Supplies		$271.19
PO#:	**Voucher #:**	**114429**	Invoice	**Invoice No:** 10768387	**9/17/2026**	**Paid Amt:** **$271.19**
			R 01 300 299 000 619 000	Concessions Cost of Sales		$100.70
PO#:	**Voucher #:**	**114430**	Invoice	**Invoice No:** 10768373	**9/17/2026**	**Paid Amt:** **$100.70**
			E 01 005 810 000 410 000	can liner		$78.75
			E 01 005 810 000 410 000	Freight		$7.00
PO#: 51957	**Voucher #:**	**114458**	Invoice	**Invoice No:** 10769684	**9/17/2026**	**Paid Amt:** **$85.75**
			R 01 300 299 000 619 000	Concessions Cost of Sales		$73.24
PO#:	**Voucher #:**	**114459**	Invoice	**Invoice No:** 10769730	**9/17/2026**	**Paid Amt:** **$73.24**
						Check Amount: **$4,334.18**

Check Number: 0-2147483647 Payment Date: 08/15/2026-09/18/2026 Period: 202701-202703 Void Status: N

Bank	Check No	Code	Rcd	Vendor								Pmt/Void Date	Pmt Type		
MB	**90325**	**15411**		**DELTA DENTAL OF MINNESOTA**									**Check**		
			B	01	215	032					premiums		$3,040.39		
PO#:		**Voucher #:**	**114460**	Invoice			**Invoice No:**	CNS0002272760				**9/17/2026**		**Paid Amt:**	**$3,040.39**
														Check Amount:	**$3,040.39**
MB	**90326**	**10041**	**REMIT**	**DEMCO INC**									**Check**		
			E	01	100	620	000	401	000		12200320 CoLibri Book Covers Standard 12-5		$61.50		
			E	01	100	620	000	401	000		13735540 DEMCO Premium Book Tape 2" x 3		$30.66		
			E	01	100	620	000	401	000		13735530 DEMCO Premium Book Tape 1-1/2'		$23.60		
			E	01	100	620	000	401	000		TAX Tax for Demco Inc.		$0.00		
PO#: 51919		**Voucher #:**	**114311**	Invoice			**Invoice No:**	7851249				**9/17/2026**		**Paid Amt:**	**$115.76**
														Check Amount:	**$115.76**
MB	**90327**	**17424**		**DGF SCHOOLS**									**Check**		
			E	01	300	296	000	369	512		Entry Fees/Student Travel		$200.00		
PO#:		**Voucher #:**	**114422**	Invoice			**Invoice No:**	091526				**9/17/2026**		**Paid Amt:**	**$200.00**
														Check Amount:	**$200.00**
MB	**90328**	**10600**	**REMIT**	**DISCOUNT SCHOOL SUPPLY**									**Check**		
			E	04	005	580	325	430	000		2455 Colorations Paraben-Free Liquid Waterc		$9.48		
			E	04	005	580	325	430	000		2451 Colorations Paraben-Free Liquid Waterc		$4.74		
			E	04	005	580	325	430	000		35501 Colorations Paraben-Free Liquid Water		$4.74		
			E	04	005	580	325	430	000		35500 Colorations Paraben-Free Liquid Water		$4.74		
			E	04	005	580	325	430	000		2438 Colorations Paraben-Free Liquid Waterc		$4.74		
			E	04	005	580	325	430	000		2443 Colorations Paraben-Free Liquid Waterc		$4.74		
			E	04	005	580	325	430	000		2463 Colorations Paraben-Free Liquid Waterc		$4.74		
			E	04	005	580	325	430	000		2448 Colorations Paraben-Free Liquid Waterc		$4.74		
			E	04	005	580	325	430	000		2442 Colorations Paraben-Free Liquid Waterc		$4.74		
			E	04	005	580	325	430	000		2464 Colorations Paraben-Free Liquid Waterc		$5.22		
			E	04	005	580	325	430	000		22986 Colorations Paraben-Free Glitter Liquid		$4.74		
			E	04	005	580	325	430	000		36558 Colorations Paraben-Free Washable Gl		$25.64		
			E	04	005	580	325	430	000		S1488491 Colorations Paraben-Free Fluoresc		$21.84		
			E	04	005	580	325	430	000		S1488598 Colorations Paraben-Free Metallic S		$21.84		
			E	04	005	580	325	430	000		3636 Colorations Paraben-Free Simply Washa		$9.02		
			E	04	005	580	325	430	000		3639 Colorations Paraben-Free Simply Washa		$9.02		
			E	04	005	580	325	430	000		3632 Colorations Paraben-Free Simply Washa		$9.02		
			E	04	005	580	325	430	000		3638 Colorations Paraben-Free Simply Washa		$9.02		
			E	04	005	580	325	430	000		3631 Colorations Paraben-Free Simply Washa		$4.51		
			E	04	005	580	325	430	000		16994 Colorations Paraben-Free Simply Wash		$4.51		
			E	04	005	580	325	430	000		16996 Colorations Paraben-Free Simply Wash		$4.51		

Check Number: 0-2147483647 Payment Date: 08/15/2026-09/18/2026 Period: 202701-202703 Void Status: N

Bank	Check No	Code	Rcd	Vendor								Pmt/Void Date	Pmt Type		
MB	**90328**	**10600**	**REMIT**	**DISCOUNT SCHOOL SUPPLY**									**Check**		
				E	04	005	580	325	430	000	3637 Colorations Paraben-Free Simply Washa	$4.51			
				E	04	005	580	325	430	000	3630 Colorations Paraben Free Washable Ten	$4.51			
				E	04	005	580	325	430	000	15421 Colorations Paraben-Free Simply Wash	$4.51			
				E	04	005	580	325	430	000	36082 Colorations Paraben-Free Simply Wash	$4.51			
				E	04	005	580	325	430	000	36730 Colorations Paraben-Free Simply Wash	$4.51			
				E	04	005	580	325	430	000	16997 Colorations Paraben-Free Simply Wash	$4.51			
				E	04	005	580	325	430	000	1116 Colorations Paraben-Free Washable Glitt	$5.69			
				E	04	005	580	325	430	000	1115 Colorations Paraben-Free Washable Glitt	$5.69			
				E	04	005	580	325	430	000	1120 Colorations Paraben-Free Washable Glit	$5.69			
				E	04	005	580	325	430	000	1117 Colorations Paraben-Free Washable Glitt	$5.69			
				E	04	005	580	325	430	000	23634 Colorations Paraben-Free Washable Gl	$5.69			
				E	04	005	580	325	430	000	1118 Colorations Paraben- Free Washable Glit	$5.69			
				E	04	005	580	325	430	000	2791 Colorations Paraben-Free Liquid Waterc	$37.99			
				E	04	005	580	325	430	000	389 Colorations 6 Bold Color Tempera Paint C	$22.78			
PO#: 51849		**Voucher #:**	**114312**	Invoice			**Invoice No:** 011909230101					**9/17/2026**	**Paid Amt:**	**$298.26**	
				E	01	100	212	000	430	000	27687 Colorations Wiggly Eyes, Black - 1,000	$20.89			
				E	01	100	212	000	430	000	27687 Colorations Wiggly Eyes, Black - 1,000	$20.89			
				E	01	100	212	000	430	000	31369 Acrylic Paint - 1/2 Gallon, Purple	$31.34			
				E	01	100	212	000	430	000	31369 Acrylic Paint - 1/2 Gallon, Purple	$31.34			
				E	01	100	212	000	430	000	27687 Colorations Wiggly Eyes, Black - 1,000	$20.89			
PO#: 51894		**Voucher #:**	**114313**	Invoice			**Invoice No:** 011972730101					**9/17/2026**	**Paid Amt:**	**$125.35**	
													Check Amount:		**$423.61**
MB	**90329**	**12394**	**REMIT**	**EIDE BAILLY**									**Check**		
				E	01	005	110	000	305	000	Progress billing - audit	$23,000.00			
				E	01	005	110	000	305	000	Technology Fee	$1,150.00			
PO#:		**Voucher #:**	**114314**	Invoice			**Invoice No:** EI02108688					**9/17/2026**	**Paid Amt:**	**$24,150.00**	
													Check Amount:		**$24,150.00**
MB	**90330**	**18000**		**ENGRAPHIX**									**Check**		
				E	01	005	812	000	420	000	interior signs for highschool	$749.50			
PO#: 51937		**Voucher #:**	**114438**	Invoice			**Invoice No:** A7158					**9/17/2026**	**Paid Amt:**	**$749.50**	
													Check Amount:		**$749.50**
MB	**90331**	**10052**		**FARMERS COOPERATIVE OIL CO**									**Check**		
				E	01	005	760	733	442	000	Gasoline	$41.10			
PO#:		**Voucher #:**	**114317**	Invoice			**Invoice No:** 9777-1					**9/17/2026**	**Paid Amt:**	**$41.10**	
				E	01	005	760	733	442	000	Gasoline	$14.47			
PO#:		**Voucher #:**	**114316**	Invoice			**Invoice No:** 9563-1					**9/17/2026**	**Paid Amt:**	**$14.47**	

Bank	Check No	Code	Rcd	Vendor	Pmt/Void Date	Pmt Type		
MB	**90331**	**10052**		**FARMERS COOPERATIVE OIL CO**		**Check**		
			E 01 005 760 733 442 000	Gasoline		$75.32		
PO#:	**Voucher #:**	**114315**	Invoice	**Invoice No:** 8165-1	**9/17/2026**	**Paid Amt:**	**$75.32**	
						Check Amount:		**$130.89**
MB	**90332**	**10060**		**FUCHS SANITATION, INC**		**Check**		
			E 01 005 810 000 330 000	Garbage		$1,447.08		
PO#:	**Voucher #:**	**114319**	Invoice	**Invoice No:** 2609016564066	**9/17/2026**	**Paid Amt:**	**$1,447.08**	
			E 01 005 810 000 330 000	Garbage		$1,447.08		
PO#:	**Voucher #:**	**114318**	Invoice	**Invoice No:** 2607313618326	**9/17/2026**	**Paid Amt:**	**$1,447.08**	
						Check Amount:		**$2,894.16**
MB	**90333**	**17726**		**GIRLS CROSS COUNTRY ISD 146**		**Check**		
			E 01 300 299 000 305 000	Concessions		$400.00		
PO#:	**Voucher #:**	**114320**	Invoice	**Invoice No:** 090826	**9/17/2026**	**Paid Amt:**	**$400.00**	
						Check Amount:		**$400.00**
MB	**90334**	**18002**		**HANSON SILO COMPANY**		**Check**		
			E 06 005 870 000 530 891	deluxe stand and concrete slab for visitor sidel		$9,975.00		
PO#: 51940	**Voucher #:**	**114321**	Invoice	**Invoice No:** 034983	**9/17/2026**	**Paid Amt:**	**$9,975.00**	
						Check Amount:		**$9,975.00**
MB	**90335**	**14156**		**HAWLEY HIGH SCHOOL**		**Check**		
			E 01 300 296 000 369 512	Entry Fees/Student Travel		$250.00		
PO#:	**Voucher #:**	**114424**	Invoice	**Invoice No:** 091526	**9/17/2026**	**Paid Amt:**	**$250.00**	
						Check Amount:		**$250.00**
MB	**90336**	**14156**	**VB**	**HAWLEY VOLLEYBALL**		**Check**		
			E 01 300 296 000 369 512	Entry Fees/Student Travel		$300.00		
PO#:	**Voucher #:**	**114423**	Invoice	**Invoice No:** 01526	**9/17/2026**	**Paid Amt:**	**$300.00**	
						Check Amount:		**$300.00**
MB	**90337**	**17997**		**INDEPENDENT SCHOOL DISTRICT 709**		**Check**		
			E 01 998 790 000 390 000	FY26 Payment Ed MN Dist		$16,994.83		
PO#:	**Voucher #:**	**114160**	Invoice	**Invoice No:** 1002600202	**9/17/2026**	**Paid Amt:**	**$16,994.83**	
						Check Amount:		**$16,994.83**
MB	**90338**	**15388**	**remit**	**INNOVATIVE OFFICE SOLUTIONS LLC**		**Check**		
			E 01 300 215 000 401 000	BOSEPS8HDGRY SHARPENER,PNCL,ELEC		$35.82		
PO#: 51916	**Voucher #:**	**114322**	Invoice	**Invoice No:** IN5192188	**9/17/2026**	**Paid Amt:**	**$35.82**	
			E 01 300 341 830 433 000	00048988505162 SOLID ODOR ABSORBER		$30.92		
			E 01 300 341 830 433 000	00048988506169 SOLID ODOR ABSORBER		$30.76		

Barnesville Public Schools #146

Detail Payment Register By Check

Check Number: 0-2147483647 Payment Date: 08/15/2026-09/18/2026 Period: 202701-202703 Void Status: N

Bank	Check No	Code	Rcd	Vendor	Pmt/Void Date	Pmt Type
MB	**90338**	**15388**	**remit**	**INNOVATIVE OFFICE SOLUTIONS LLC**		**Check**
			E 01 300 341 830 433 000	PENBL77A PEN,ENERGEL RTX .7,BK	$14.85	
PO#: 51913	**Voucher #:**	**114323**	Invoice	**Invoice No:** IN5187494	**9/17/2026**	**Paid Amt:** **$76.53**
			E 01 300 341 830 433 000	SAN80008A MARKER,DRY ER,CHSL,PP	$12.95	
			E 01 300 341 830 433 000	SAN81505 ERASER,DRY ERASE SURFACE	$5.10	
			E 01 300 341 830 433 000	KCC21400 TISSUE,FACIAL,KLNX,36BX	$52.85	
			E 01 300 341 830 433 000	LOG980000802 SPEAKERS,Z150, MLTMD,BI	$44.89	
			E 01 300 341 830 433 000	MMM172178ES STRIP,CMMND,20LB,PICHAI	$23.50	
			E 01 300 341 830 433 000	PAP2095470 PEN,BALLPT,1.0MM,BK	$13.14	
PO#: 51913	**Voucher #:**	**114324**	Invoice	**Invoice No:** IN5186723	**9/17/2026**	**Paid Amt:** **$152.43**
			E 01 100 212 000 430 000	SAN33001 MARKER,SUPER,SHARPIE,BK	$89.34	
PO#: 51895	**Voucher #:**	**114325**	Invoice	**Invoice No:** IN5186397	**9/17/2026**	**Paid Amt:** **$89.34**
			E 06 005 870 000 530 000	03082--SSLAMINATE-790960-SSTMOLD-BLA	$4,394.00	
			E 06 005 870 000 530 000	30933 Standard Width Tote & Housing - Clear	$1,339.00	
			E 06 005 870 000 530 000	Freight	$1,020.00	
			E 06 005 870 000 530 000	Install	$1,075.00	
PO#: 51733	**Voucher #:**	**114326**	Invoice	**Invoice No:** CIN134776	**9/17/2026**	**Paid Amt:** **$7,828.00**
			E 01 100 201 000 430 000	PAC7707 PAPER,CNST,12X18,50PK,TE	$3.70	
PO#: 51866	**Voucher #:**	**114327**	Invoice	**Invoice No:** IN5181735	**9/17/2026**	**Paid Amt:** **$3.70**
			E 01 005 110 000 401 000	MMM6837CF FLAG,FLAG,POSTIT,RAINBOW	$8.59	
			E 01 005 110 000 401 000	MMM680PU2 FLAG,1IN, 2PK OF 50,PE	$5.89	
			E 01 005 110 000 401 000	MMMR330UALT NOTE,POP-UP,3X3,12/PK,U	$22.58	
			E 01 005 110 000 401 000	ITA36180 HIGHLIGHTER,PEN,FLOR,ASST	$2.52	
			E 01 005 110 000 401 000	BSN36552 CLIP,BINDER,LRG,12EA	$3.74	
			E 01 005 110 000 401 000	BSN17525 FLDR,FILE,LTR,1/3,MLA,100CT	$17.98	
			E 01 005 110 000 401 000	HEWCE255X TONER,F/ HP P3015, HY,BK	$201.85	
			E 01 005 110 000 401 000	BSN65369 CLIP,BINDER,SM/MED,BLK,60CT	$2.48	
PO#: 51945	**Voucher #:**	**114329**	Invoice	**Invoice No:** IN5198085	**9/17/2026**	**Paid Amt:** **$265.63**
			E 01 100 201 000 430 000	PAC9907 PAPER,CNST,12X18,50PK,HYR	$4.70	
			E 01 100 201 000 430 000	PAC6707 PAPER,CNST,12X18,50PK,BN	$4.08	
			E 01 100 201 000 430 000	PAC6907 PAPER,CNST,12X18,50PK,LBN	$4.08	
			E 01 100 201 000 430 000	PAC9607 PAPER,CNST,12X18,50PK,BRG	$4.36	
			E 01 100 201 000 430 000	PAC103039 PAPER,CONST,12X18,TE	$3.88	
			E 01 100 201 000 430 000	PAC103057 PAPER,CONST,12X18,WARMBN	$8.32	
			E 01 100 201 000 430 000	PAC103425 PAPER,CONST,12X18,BRLNTLE	$5.24	
			E 01 100 201 000 430 000	PAC8707 PAPER,CNST,12X18,50PK,BRW	$4.36	
			E 01 100 201 000 430 000	CYO543115051 PAINT,TMPRA,ARTSTA II,BK	$3.53	

Check Number: 0-2147483647 Payment Date: 08/15/2026-09/18/2026 Period: 202701-202703 Void Status: N

Bank	Check No	Code	Rcd	Vendor								Pmt/Void Date	Pmt Type		
MB	**90338**	**15388**	**remit**	**INNOVATIVE OFFICE SOLUTIONS LLC**									**Check**		
				E	01	100	201	000	430	000	CYO543115053 PAINT,TMPRA,ARTSTA II,WH		$10.52		
				E	01	100	201	000	430	000	CYO543115034 PAINT,TMPRA,ARTSTA II,YL		$6.58		
				E	01	100	201	000	430	000	CYO543115007 PAINT,TMPRA,ARTSTA II,BR		$13.16		
				E	01	100	201	000	401	000	MMM810341296 TAPE,MAGIC 3/4X1296		$5.58		
				E	01	100	201	000	401	000	MMM8453 TAPE,BOOK,TRANS,3X15YDS		$19.98		
				E	01	100	201	000	430	000	CYO543115042 PAINT,TMPRA,ARTSTA II,BE		$3.29		
				E	01	100	201	000	430	000	CYO543115069 PAINT,TMPRA,WSH,16OZ,M		$3.76		
				E	01	100	201	000	430	000	PAC9107 PAPER,CNST,12X18,50PK,HPK		$2.18		
				E	01	100	201	000	430	000	PAC103034 PAPER,CONST.76#,50/PK,OE		$7.76		
PO#: 51866		**Voucher #:**	**114328**	Invoice				**Invoice No:**	IN5180608			**9/17/2026**		**Paid Amt:**	**$115.36**
														Check Amount:	**$8,566.81**
MB	**90339**	**17935**		**INTEGROW NUMERACY SOLUTIONS**									**Check**		
				E	01	100	216	401	430	000	100 bead string		$28.00		
				E	01	100	216	401	430	000	Numeral Roll- Set of 8		$27.80		
				E	01	100	216	401	430	000	Numeral Track- spiral bound		$180.00		
PO#: 51871		**Voucher #:**	**114331**	Invoice				**Invoice No:**	#INV10523			**9/17/2026**		**Paid Amt:**	**$235.80**
														Check Amount:	**$235.80**
MB	**90340**	**17936**		**JOHNSON CONTROLS BUILDING SOLUTIONS LLC**									**Check**		
				E	01	005	865	380	350	000	replacement of door on rooftop unit		$3,729.42		
PO#: 51882		**Voucher #:**	**114332**	Invoice				**Invoice No:**	1-138200423766			**9/17/2026**		**Paid Amt:**	**$3,729.42**
				E	01	005	812	000	420	000	battery replacement cleared battery fault		$220.52		
PO#: 51906		**Voucher #:**	**114333**	Invoice				**Invoice No:**	1-138223192430			**9/17/2026**		**Paid Amt:**	**$220.52**
				E	01	005	865	380	520	000	Chimney Repair		$50,121.94		
				E	01	005	865	380	520	000	rounding		($0.13)		
PO#: 51843		**Voucher #:**	**114334**	Invoice				**Invoice No:**	00049598353			**9/17/2026**		**Paid Amt:**	**$50,121.81**
				E	01	005	812	000	350	000	rented bigger lift to clean air return in bsa		$2,488.28		
PO#: 51941		**Voucher #:**	**114335**	Invoice				**Invoice No:**	1-138482952356			**9/17/2026**		**Paid Amt:**	**$2,488.28**
				E	01	005	812	000	350	000	replaced relay switch in ac unit		$1,016.00		
PO#: 51946		**Voucher #:**	**114336**	Invoice				**Invoice No:**	1-138508859942			**9/17/2026**		**Paid Amt:**	**$1,016.00**
														Check Amount:	**$57,576.03**
MB	**90341**	**12685**	**REMIT**	**JW PEPPER & SON INC.**									**Check**		
				E	01	300	258	000	430	000	Ijo Ajoyo		$70.00		
				E	01	300	258	000	430	000	Blue Ridge Overture		$70.00		
				E	01	300	258	000	430	000	Belle Qui Tiens Ma Vie		$125.00		
				E	01	300	258	000	430	000	Fantasy on Capricio Italien		$120.00		

Check Number: 0-2147483647 Payment Date: 08/15/2026-09/18/2026 Period: 202701-202703 Void Status: N

Bank	Check No	Code	Rcd	Vendor	Pmt/Void Date	Pmt Type		
MB	**90341**	**12685**	**REMIT**	**JW PEPPER & SON INC.**		**Check**		
			E 01 300 258 000 430 000	Freight		$32.99		
PO#: 51884	**Voucher #:**	**114339**	Invoice	**Invoice No:** 368724588	**9/17/2026**		**Paid Amt:**	**$417.99**
			E 01 300 259 000 430 000	Sheet Music (We are the Light)		$29.00		
PO#: 51958	**Voucher #:**	**114457**	Invoice	**Invoice No:** 368808287	**9/17/2026**		**Paid Amt:**	**$29.00**
			E 01 300 259 000 430 000	Sheet Music (Tidings of Comfort and Joy)		$2.50		
			E 01 300 259 000 430 000	Sheet Music (Have Yourself A Merry Little Chri		$2.65		
			E 01 300 259 000 430 000	Shipping		$16.99		
PO#: 51958	**Voucher #:**	**114461**	Invoice	**Invoice No:** 368809645	**9/17/2026**		**Paid Amt:**	**$22.14**
			E 01 300 258 000 430 000	Jumping Joeys		$55.00		
			E 01 300 258 000 430 000	Antz		$60.00		
PO#: 51884	**Voucher #:**	**114338**	Invoice	**Invoice No:** 368756506	**9/17/2026**		**Paid Amt:**	**$115.00**
			E 01 300 259 000 430 000	Sheet Music (If You Want To Sing Out, Sing O		$70.80		
			E 01 300 259 000 430 000	Sheet Music (You Will Be Found)		$29.50		
			E 01 300 259 000 430 000	Sheet Music (We Are the Music Makers)		$42.50		
			E 01 300 259 000 430 000	Shipping		$19.99		
PO#: 51923	**Voucher #:**	**114337**	Invoice	**Invoice No:** 368761905	**9/17/2026**		**Paid Amt:**	**$162.79**
			E 01 300 258 000 430 000	Loggerhead		$33.00		
PO#: 51884	**Voucher #:**	**114340**	Invoice	**Invoice No:** 368794712	**9/17/2026**		**Paid Amt:**	**$33.00**
							Check Amount:	**$779.92**
MB	**90342**	**16348**	**remit**	**KEMPS LLC**		**Check**		
			E 02 005 770 469 495 000	Milk		$91.90		
PO#:	**Voucher #:**	**114341**	Invoice	**Invoice No:** 6436803	**9/17/2026**		**Paid Amt:**	**$91.90**
			E 02 005 770 701 495 000	Milk		$740.40		
PO#:	**Voucher #:**	**114342**	Invoice	**Invoice No:** 6449019	**9/17/2026**		**Paid Amt:**	**$740.40**
			E 02 005 770 701 495 000	Milk		$1,725.90		
PO#:	**Voucher #:**	**114343**	Invoice	**Invoice No:** 6448989	**9/17/2026**		**Paid Amt:**	**$1,725.90**
							Check Amount:	**$2,558.20**
MB	**90343**	**14364**		**KENNEDY & GRAVEN, CHARTERED**		**Check**		
			E 01 005 105 000 305 000	Fees For Services		$270.00		
PO#:	**Voucher #:**	**114345**	Invoice	**Invoice No:** 194995	**9/17/2026**		**Paid Amt:**	**$270.00**
							Check Amount:	**$270.00**
MB	**90344**	**17948**		**KEN-RICH ENTERPRISES INC**		**Check**		
			R 01 300 299 000 619 000	Concessions Cost of Sales		$1,248.00		
PO#:	**Voucher #:**	**114344**	Invoice	**Invoice No:** 741059	**9/17/2026**		**Paid Amt:**	**$1,248.00**
							Check Amount:	**$1,248.00**

Check Number: 0-2147483647 Payment Date: 08/15/2026-09/18/2026 Period: 202701-202703 Void Status: N

Bank	Check No	Code	Rcd	Vendor	Pmt/Void Date	Pmt Type
MB	**90345**	**11345**	**REMIT**	**LAKESHORE LEARNING MATERIALS LLC**		**Check**
			E 04 005 582 344 430 000	LC208 LC208 - Magnetic Numbers	$12.34	
			E 04 005 582 344 401 000	CA110 Mavalus Stick Anywhere Tape Pack - V	$37.98	
			E 04 005 582 344 430 000	VS318 VS318 - Clean Sand - 25-Lb Box	$30.39	
			E 04 005 582 344 430 000	AC226 Number-Bots	$32.28	
			E 04 005 582 344 430 000	LL227 LL227 - Playful Penguins Ice Blocks	$56.98	
			E 04 005 582 344 430 000	AC225 AC225 - Alpha-Bots	$19.99	
PO#: 51847	**Voucher #:**	**114346**	Invoice	**Invoice No:** 94547087	**9/17/2026**	**Paid Amt: $189.96**
						Check Amount: $189.96
MB	**90346**	**17213**	**REMIT**	**LAPREA EDUCATION INC**		**Check**
			E 01 100 205 000 460 000	Guided readers and developing decoders	$501.01	
PO#: 51776	**Voucher #:**	**114347**	Invoice	**Invoice No:** 500D3F9C-0017	**9/17/2026**	**Paid Amt: $501.01**
			E 01 100 205 000 460 000	Guided readers and developing decoders	$296.99	
PO#: 51776	**Voucher #:**	**114348**	Invoice	**Invoice No:** 500D39C-0016	**9/17/2026**	**Paid Amt: $296.99**
						Check Amount: $798.00
MB	**90347**	**17662**		**LATEBLOOMER MICROGREENS**		**Check**
			E 02 005 770 699 490 000	Food	$120.00	
PO#:	**Voucher #:**	**114411**	Invoice	**Invoice No:** 000275	**9/17/2026**	**Paid Amt: $120.00**
						Check Amount: $120.00
MB	**90348**	**10439**		**MASSP**		**Check**
			E 01 300 050 000 366 000	School Law Seminar	$195.00	
PO#: 51954	**Voucher #:**	**114409**	Invoice	**Invoice No:** SLS14885	**9/17/2026**	**Paid Amt: $195.00**
						Check Amount: $195.00
MB	**90349**	**17883**		**MATH LEARNING CENTER**		**Check**
			E 01 100 204 000 460 000	Number Corner 3rd Edition Grade 1 Student B	$320.00	
			E 01 100 204 000 460 000	Shipping	$32.00	
PO#: 51805	**Voucher #:**	**114349**	Invoice	**Invoice No:** INV85877	**9/17/2026**	**Paid Amt: $352.00**
						Check Amount: $352.00
MB	**90350**	**14530**	**remit**	**MFAC, LLC**		**Check**
			E 01 300 292 000 401 505	6645-32 Blanks (.32)	$345.00	
			E 01 300 292 000 401 505	7412	$208.00	
			E 01 300 292 000 401 505	Shipping	$82.95	
PO#: 51951	**Voucher #:**	**114462**	Invoice	**Invoice No:** INV425716	**9/17/2026**	**Paid Amt: $635.95**
						Check Amount: $635.95

Barnesville Public Schools #146

Detail Payment Register By Check

Check Number: 0-2147483647 Payment Date: 08/15/2026-09/18/2026 Period: 202701-202703 Void Status: N

Bank	Check No	Code	Rcd	Vendor	Pmt/Void Date	Pmt Type
MB	90351	10165		MINN. SCHOOL BOARDS ASSOC.		Check
			E 01 005 010 000 305 000	Strategic Planning Services	$10,600.00	
PO#: 51948	Voucher #:	114350	Invoice	Invoice No: INV-16405-L0Z5T4	9/17/2026	Paid Amt: $10,600.00
						Check Amount: $10,600.00
MB	90352	10217		MINN. STATE HIGH SCHOOL LEAGUE		Check
			E 01 300 298 000 401 000	MSHSL Membership	$134.00	
			E 01 300 298 000 401 000	MSHSL Membership	$134.00	
			E 01 300 292 000 401 516	MSHSL Membership	$134.00	
			E 01 300 292 000 401 516	MSHSL Membership	$134.00	
			E 01 300 292 000 401 505	MSHSL Membership	$134.00	
			E 01 300 292 000 401 505	MSHSL Membership	$134.00	
			E 01 300 298 000 401 000	MSHSL Membership	$134.00	
			E 01 300 298 000 401 000	MSHSL Membership	$134.00	
			E 01 300 295 000 401 519	MSHSL Membership	$134.00	
			E 01 300 296 000 401 517	MSHSL Membership	$134.00	
			E 01 300 296 000 401 514	MSHSL Membership	$134.00	
			E 01 300 296 000 401 513	MSHSL Membership	$134.00	
			E 01 300 296 000 401 512	MSHSL Membership	$134.00	
			E 01 300 294 000 401 504	MSHSL Membership	$134.00	
			E 01 300 294 000 401 507	MSHSL Membership	$134.00	
			E 01 300 294 000 401 506	MSHSL Membership	$134.00	
			E 01 300 294 000 401 503	MSHSL Membership	$134.00	
			E 01 300 294 000 401 502	MSHSL Membership	$134.00	
PO#: 51883	Voucher #:	114351	Invoice	Invoice No: 044837	9/17/2026	Paid Amt: $2,412.00
						Check Amount: $2,412.00
MB	90353	16818		MN SCHOOL EMPLOYEES ASSOCIATION		Check
			B 01 215 025	Nea-Mea-Bea Dues Payable	$351.77	
PO#:	Voucher #:	114446	Invoice	Invoice No: S2027050	9/17/2026	Paid Amt: $351.77
						Check Amount: $351.77
MB	90354	10556	lss	MOORHEAD AREA PUBLIC SCHOOLS		Check
			E 01 998 790 000 390 000	Payment Ed MN Dist	$779.28	
PO#:	Voucher #:	114330	Invoice	Invoice No: 005378	9/17/2026	Paid Amt: $779.28
						Check Amount: $779.28
MB	90355	10105	remit	NASCO EDUCATION LLC/ SCHOOL SPECIALTY LLC		Check
			E 01 100 212 000 430 000	NE20084 Crayola Colors of the World Skin To	$36.00	
			E 01 100 212 000 430 000	NE20083 Crayola Colors of the World Skin To	$0.00	

Check Number: 0-2147483647 Payment Date: 08/15/2026-09/18/2026 Period: 202701-202703 Void Status: N

Bank	Check No	Code	Rcd	Vendor	Pmt/Void Date	Pmt Type
MB	90355	10105	remit	NASCO EDUCATION LLC/ SCHOOL SPECIALTY LLC		Check
			E 01 100 212 000 430 000	NE20081 Crayola Colors of the World Skin Toı	$88.00	
PO#: 51896	Voucher #:	114352	Invoice	Invoice No: 978723	9/17/2026	Paid Amt: $124.00
						Check Amount: $124.00
MB	90356	15415		NCPERS GROUP LIFE INS.		Check
			B 01 215 028	PERA Life Insurance	$64.00	
PO#:	Voucher #:	114353	Invoice	Invoice No: 1088020102026	9/17/2026	Paid Amt: $64.00
						Check Amount: $64.00
MB	90357	14821	bvle	OLE & LENA'S PIZZERIA		Check
			R 01 300 299 000 619 000	Concessions Cost of Sales	$375.00	
PO#:	Voucher #:	114434	Invoice	Invoice No: 12489	9/17/2026	Paid Amt: $375.00
						Check Amount: $375.00
MB	90358	17471		PERFORMANCE FOODSERVICE -TWIN CITIES		Check
			E 02 005 770 705 490 000	Breakfast Food	$1,111.54	
PO#:	Voucher #:	114354	Invoice	Invoice No: 235976	9/17/2026	Paid Amt: $1,111.54
						Check Amount: $1,111.54
MB	90359	16645		PITNEY BOWES GLOBAL FINANCIAL SERVICES LLC		Check
			E 01 005 110 302 370 000	Lease	$910.23	
PO#:	Voucher #:	114355	Invoice	Invoice No: 3108045264	9/17/2026	Paid Amt: $910.23
						Check Amount: $910.23
MB	90360	12076	remit	PREMIUM WATERS - FARGO		Check
			E 01 005 720 000 401 000	General Supplies	$94.58	
			E 01 100 720 000 401 000	Elem. Nurse's Office	$11.50	
PO#:	Voucher #:	114357	Invoice	Invoice No: 502958-08-26	9/17/2026	Paid Amt: $106.08
						Check Amount: $106.08
MB	90361	16017	REMIT	PURCHASE POWER		Check
			E 01 005 110 000 329 000	postage	$1,060.50	
PO#:	Voucher #:	114356	Invoice	Invoice No: 090826	9/17/2026	Paid Amt: $1,060.50
						Check Amount: $1,060.50
MB	90362	12663	remit	REALLY GOOD STUFF LLC		Check
			E 01 100 212 000 430 000	170344 Colorations 9 x 12 Mediumweight Wł	$11.32	
			E 01 100 212 000 430 000	709225 Mod Podge Gloss Gallon	$50.85	
PO#: 51897	Voucher #:	114358	Invoice	Invoice No: 9337203	9/17/2026	Paid Amt: $62.17
						Check Amount: $62.17

Check Number: 0-2147483647 Payment Date: 08/15/2026-09/18/2026 Period: 202701-202703 Void Status: N

Bank	Check No	Code	Rcd	Vendor	Pmt/Void Date	Pmt Type
MB	**90363**	**17730**	**remit**	**RICKFORD RANCH LLC**		**Check**
	E 02 005 770 699 490 000			Food (Farm to School)		$7,948.00
PO#:	**Voucher #:**	**114359**	Invoice	**Invoice No:** 359	**9/17/2026**	**Paid Amt:** **$7,948.00**
						Check Amount: **$7,948.00**
MB	**90364**	**14314**	**remit**	**RICK'S TIRE & TOWING**		**Check**
	E 01 005 760 733 350 000			oil change on two vans		$204.00
PO#: 51963	**Voucher #:**	**114467**	Invoice	**Invoice No:** 10672	**9/17/2026**	**Paid Amt:** **$204.00**
	E 01 005 813 000 350 000			put block heater on pickup truck		$263.00
PO#: 51963	**Voucher #:**	**114468**	Invoice	**Invoice No:** 10665	**9/17/2026**	**Paid Amt:** **$263.00**
	E 01 005 813 000 350 000			changed oil on bobcat		$280.00
PO#: 51963	**Voucher #:**	**114469**	Invoice	**Invoice No:** 10654	**9/17/2026**	**Paid Amt:** **$280.00**
						Check Amount: **$747.00**
MB	**90365**	**17514**		**RPM ATHLETICS LLC**		**Check**
	E 01 300 292 000 305 516			Cross Country Meet Timing Fee		$1,047.80
PO#:	**Voucher #:**	**114420**	Invoice	**Invoice No:** 6768	**9/17/2026**	**Paid Amt:** **$1,047.80**
						Check Amount: **$1,047.80**
MB	**90366**	**13532**	**remit**	**SCHMITT MUSIC CREDIT DEPT**		**Check**
	E 01 300 259 000 430 000			Music Folders		$158.00
PO#: 51885	**Voucher #:**	**114360**	Invoice	**Invoice No:** 7293787	**9/17/2026**	**Paid Amt:** **$158.00**
						Check Amount: **$158.00**
MB	**90367**	**12974**	**remit**	**SCHOLASTIC INC.**		**Check**
	E 01 300 260 000 430 000			Science World Magazine		$89.90
	E 01 300 260 000 430 000			Shipping		$8.99
PO#: 51914	**Voucher #:**	**114361**	Invoice	**Invoice No:** M7741245	**9/17/2026**	**Paid Amt:** **$98.89**
	E 01 100 205 000 460 000			SCHOLASTIC NEWS 2 + science spin		$503.10
	E 01 100 205 000 460 000			shipping and handling		$50.32
PO#: 51719	**Voucher #:**	**114363**	Invoice	**Invoice No:** M7697439	**9/17/2026**	**Paid Amt:** **$553.42**
	E 01 100 201 000 460 000			Scholastic Let's Find Out Print & Digital subsc		$566.10
	E 01 100 201 000 460 000			Freight		$56.61
PO#: 51720	**Voucher #:**	**114362**	Invoice	**Invoice No:** M7710060	**9/17/2026**	**Paid Amt:** **$622.71**
						Check Amount: **$1,275.02**
MB	**90368**	**11245**	**REMIT**	**SCHOOL SPECIALTY LLC**		**Check**
	E 01 100 208 000 401 000			086265 Bostitch EZ Squeeze 3-Hole Punch, 1		$24.50
	E 01 100 208 000 430 000			366222 Mattel Uno Card Game Item Number 3		$7.47
	E 01 100 208 000 430 000			2105030 Achieve It! Dotted Dice, Set of 36 Ite		$35.85
PO#: 51780	**Voucher #:**	**114368**	Invoice	**Invoice No:** 208137354039	**9/17/2026**	**Paid Amt:** **$67.82**

Check Number: 0-2147483647 Payment Date: 08/15/2026-09/18/2026 Period: 202701-202703 Void Status: N

Bank	Check No	Code	Rcd	Vendor								Pmt/Void Date		Pmt Type		
MB	**90368**	**11245**	**REMIT**	**SCHOOL SPECIALTY LLC**										**Check**		
			E	01	300	212	000	430	000	2003878 Liquitex BASICS Acrylic Paint, 4 Oun			$0.00			
			E	01	300	212	000	430	000	1429077 Prismacolor Premier Classroom Colc			$311.99			
PO#: 51809		**Voucher #:**	**114370**	Invoice				**Invoice No:** 208137645369				**9/17/2026**			**Paid Amt:**	**$311.99**
			E	01	100	206	000	401	000	2133004 School Smart Masonite Clipboards, 9			$22.74			
			E	01	100	206	000	401	000	081928 School Smart 8-Pocket Project Organi			$10.39			
			E	01	100	206	000	401	000	079044 StikkiWorks Stikki Clips Paper Holders			$15.72			
			E	01	100	206	000	460	000	9780838860434 EPS Words I Use When I Wri			$245.40			
			E	01	100	206	000	460	000	2041004 Post-it Super Sticky Easel Pads, 25 x			$168.84			
			E	01	100	206	000	460	000	085370 Pacon Multi-Program Handwriting Pap			$39.76			
			E	01	100	206	000	460	000	Freight			$41.93			
			E	01	100	206	000	401	000	Freight			$7.15			
			E	01	100	206	000	401	000	085944 Classroom Keepers Construction Pap			$28.59			
PO#: 51784		**Voucher #:**	**114366**	Invoice				**Invoice No:** 308104927000				**9/17/2026**			**Paid Amt:**	**$580.52**
			E	01	300	212	000	430	000	2091912 Sax True Flow Colorburst Glazes, 1 P			$166.00			
			E	01	300	212	000	430	000	2091910 Sax Gloss Glaze, Sunflower Yellow, 1			$23.52			
			E	01	300	212	000	430	000	1300255 Sax Gloss Glaze, 1 Pint, New Leaf Ite			$23.52			
			E	01	300	212	000	430	000	416938 Sax Gloss Glaze, 1 Pint, Tahiti Blue Ite			$23.52			
			E	01	300	212	000	430	000	2019248 Mayco Elements Glaze, Pint, EL-146			$25.08			
			E	01	300	212	000	430	000	2003167 Sax Gloss Glazes, 1 Pint Containers,			$63.95			
			E	01	300	212	000	430	000	1572447 Sax Heavy Body Acrylic Paint, 1/2 Ga			$23.02			
			E	01	300	212	000	430	000	403705 Liquitex BASICS Acrylic Paint, 4 Ounc			$15.58			
			E	01	300	212	000	430	000	403663 Liquitex BASICS Acrylic Paint, 4 Ounc			$15.58			
			E	01	300	212	000	430	000	2218185 Canson Artist Series Mixed Media Pa			$109.18			
			E	01	300	212	000	430	000	2002160 Jack Richeson Double-Pointed End B			$59.26			
			E	01	300	212	000	430	000	059190 Sakura Cray-Pas Junior Artist Oil Past			$22.40			
			E	01	300	212	000	430	000	1572448 Sax Heavy Body Acrylic Paint, Half G			$199.28			
PO#: 51809		**Voucher #:**	**114369**	Invoice				**Invoice No:** 308104952767				**9/17/2026**			**Paid Amt:**	**$769.89**
			E	01	100	201	000	430	000	054084 Tru-Ray Sulphite Construction Paper,			$5.58			
			E	01	100	201	000	430	000	1537842 Tru-Ray Sulphite Construction Paper,			$5.58			
			E	01	100	201	000	401	000	321841 Bostitch Standard Staples, Pack of 50			$6.22			
			E	01	100	201	000	401	000	2104157 Post-it Notes, 3 x 3 Inches, Canary Y			$10.39			
			E	01	100	201	000	430	000	2095590 LetterMark Multi-Purpose Paper, 20 l			$14.68			
			E	01	100	201	000	430	000	2095592 LetterMark Multi-Purpose Paper, 20 l			$14.68			
			E	01	100	201	000	430	000	085373 School Smart Finger Paint Paper, 60 l			$6.23			
			E	01	100	201	000	430	000	1006914 Spectra Deluxe Bleeding Tissue Pap			$3.63			
			E	01	100	201	000	430	000	054402 Tru-Ray Sulphite Construction Paper,			$2.98			

Check Number: 0-2147483647 Payment Date: 08/15/2026-09/18/2026 Period: 202701-202703 Void Status: N

Bank	Check No	Code	Rcd	Vendor	Pmt/Void Date	Pmt Type
MB	**90368**	**11245**	**REMIT**	**SCHOOL SPECIALTY LLC**		**Check**
			E 01 100 201 000 430 000	1506461 Prang Medium Weight Construction I	$7.32	
			E 01 100 201 000 430 000	201202 Prang Medium Weight Construction P:	$3.40	
PO#: 51868	**Voucher #:**	**114365**	Invoice	**Invoice No:** 208137536376	**9/17/2026**	**Paid Amt:** **$80.69**
			E 01 100 207 000 401 000	2143928 School Smart Student Dry Erase Boa	$98.52	
			E 01 100 207 000 401 000	1333746 EXPO Low Odor Dry Erase Markers,	$29.82	
			E 01 100 207 000 401 000	1333745 EXPO Low Odor Dry Erase Markers,	$34.96	
			E 01 100 207 000 401 000	1333747 EXPO Low Odor Dry Erase Markers,	$34.96	
			E 01 100 207 000 401 000	1589168 Ticonderoga Classic Wood-Cased Pe	$38.46	
			E 01 100 207 000 430 000	084409 School Smart Plastic Protractor 180 D	$23.76	
			E 01 100 207 000 401 000	1593068 School Smart Tank Style Highlighters	$85.98	
			E 01 100 207 000 401 000	2005720 Storex Interlocking Book Bins, Doubl	$157.14	
			E 01 100 207 000 401 000	2003234 EXPO Low Odor Dry Erase Markers,	$47.16	
			E 01 100 207 000 401 000	089941 School Smart Pencil Cap Erasers, Chi	$10.50	
			E 01 100 207 000 401 000	1494645 Scotch Lightweight Mounting Putty, 2	$6.21	
			E 01 100 207 000 401 000	060915 StikkiWorks Stikki Clips Paper Holders	$19.08	
			E 01 100 207 000 401 000	075483 Scotch 810 Magic Tape, 0.75 x 1000 I	$73.50	
PO#: 51779	**Voucher #:**	**114364**	Invoice	**Invoice No:** 308104940857	**9/17/2026**	**Paid Amt:** **$660.05**
			E 01 100 206 000 401 000	Refund on freight	$49.08	
PO#:	**Voucher #:**	**114367**	Credit	**Invoice No:** 208137644488	**9/17/2026**	**Paid Amt:** **($49.08)**
						Check Amount: **$2,421.88**
MB	**90369**	**17937**		**SCHRITZ PLUMBING & HEATING CF LLC**		**Check**
			E 01 005 812 000 350 000	installed faucet in elementry kitchen and fixed	$1,670.56	
PO#: 51964	**Voucher #:**	**114470**	Invoice	**Invoice No:** 629259	**9/17/2026**	**Paid Amt:** **$1,670.56**
						Check Amount: **$1,670.56**
MB	**90370**	**17905**		**STRAND ACE HARDWARE**		**Check**
			E 01 005 810 000 410 000	Custodial Supplies	$29.98	
PO#:	**Voucher #:**	**114372**	Invoice	**Invoice No:** 388829	**9/17/2026**	**Paid Amt:** **$29.98**
			E 01 005 810 000 410 000	Custodial Supplies	$4.60	
PO#:	**Voucher #:**	**114373**	Invoice	**Invoice No:** 38903	**9/17/2026**	**Paid Amt:** **$4.60**
			E 01 005 810 000 410 000	Custodial Supplies	$52.95	
PO#:	**Voucher #:**	**114374**	Invoice	**Invoice No:** 36647	**9/17/2026**	**Paid Amt:** **$52.95**
			E 01 005 810 000 410 000	Custodial Supplies	$159.99	
PO#:	**Voucher #:**	**114375**	Invoice	**Invoice No:** 38067	**9/17/2026**	**Paid Amt:** **$159.99**
			E 01 005 810 000 410 000	Custodial Supplies	$30.98	
PO#:	**Voucher #:**	**114376**	Invoice	**Invoice No:** 37150	**9/17/2026**	**Paid Amt:** **$30.98**

Bank	Check No	Code	Rcd	Vendor			Pmt/Void Date	Pmt Type		
MB	90370	17905		STRAND ACE HARDWARE				Check		
				E 01 005 810 000 410 000	Custodial Supplies			$20.77		
PO#:		Voucher #:	114377	Invoice	Invoice No: 37520		9/17/2026		Paid Amt:	$20.77
				E 01 005 810 000 410 000	Custodial Supplies			$27.98		
PO#:		Voucher #:	114378	Invoice	Invoice No: 36456		9/17/2026		Paid Amt:	$27.98
				E 01 005 812 000 420 000	Custodial Supplies			$38.98		
PO#:		Voucher #:	114379	Invoice	Invoice No: 37860		9/17/2026		Paid Amt:	$38.98
				E 01 005 812 000 420 000	Custodial Supplies			$21.96		
PO#:		Voucher #:	114380	Invoice	Invoice No: 37193		9/17/2026		Paid Amt:	$21.96
				E 01 005 810 000 410 000	Custodial Supplies			$8.99		
PO#:		Voucher #:	114381	Invoice	Invoice No: 38936		9/17/2026		Paid Amt:	$8.99
				E 01 005 810 000 410 000	Custodial Supplies			$13.99		
PO#:		Voucher #:	114382	Invoice	Invoice No: 39041		9/17/2026		Paid Amt:	$13.99
				E 01 300 301 830 433 000	Indiv Instruct Mat'l			$92.53		
PO#:		Voucher #:	114425	Invoice	Invoice No: 37221		9/17/2026		Paid Amt:	$92.53
				E 01 005 810 000 410 000	Custodial Supplies			$29.12		
PO#:		Voucher #:	114371	Invoice	Invoice No: 36438		9/17/2026		Paid Amt:	$29.12
				E 01 005 810 000 410 000	Custodial Supplies			$20.98		
PO#:		Voucher #:	114464	Invoice	Invoice No: 39477		9/17/2026		Paid Amt:	$20.98
									Check Amount:	$553.80
MB	90371	14824	remit	SUMMIT FIRE PROTECTION				Check		
				E 01 005 865 363 305 000	replaced batteries fixed fault on fire panel			$501.00		
PO#: 51942		Voucher #:	114385	Invoice	Invoice No: 4405460		9/17/2026		Paid Amt:	$501.00
				E 01 005 865 363 305 000	annual fire alarm inspection highschool			$1,266.00		
PO#: 51878		Voucher #:	114383	Invoice	Invoice No: 4351387		9/17/2026		Paid Amt:	$1,266.00
				E 01 005 865 363 305 000	annual fire alarm inspection elementry			$1,167.00		
PO#: 51878		Voucher #:	114384	Invoice	Invoice No: 4351396		9/17/2026		Paid Amt:	$1,167.00
									Check Amount:	$2,934.00
MB	90372	16858		SWEETWATER SOUNDS, INC.				Check		
				E 06 005 870 000 530 892	Listen Technologies Auri TX2N-D 2-channel Tr			$2,362.00		
				E 06 005 870 000 530 892	AURID1601 Listen Technologies Auri Docking			$944.00		
				E 06 005 870 000 530 892	PHX-206M Phoenix PHX3F to XLR Male Adap			$10.95		
				E 06 005 870 000 530 892	LA470 Listen Technologies Auri Neck Loop			$332.00		
				E 06 005 870 000 530 892	AURIRX1 Listen Technologies Auri RX1 Rece			$2,680.00		
PO#: 51921		Voucher #:	114386	Invoice	Invoice No: 51725699		9/17/2026		Paid Amt:	$6,328.95
									Check Amount:	$6,328.95

Check Number: 0-2147483647 Payment Date: 08/15/2026-09/18/2026 Period: 202701-202703 Void Status: N

Bank	Check No	Code	Rcd	Vendor	Pmt/Void Date	Pmt Type	
MB	**90373**	**17901**	**REMIT**	**SYSCO NORTH DAKOTA INC**		**Check**	
			E 02 005 770 705 490 000	Breakfast Food		$473.69	
			E 02 005 770 707 490 000	Food		$51.34	
			E 02 005 770 701 490 000	Food		$1,389.78	
PO#:	**Voucher #:**	**114387**	Invoice	**Invoice No:** 395248066	**9/17/2026**	**Paid Amt:**	**$1,914.81**
			E 02 005 770 707 490 000	Food		$272.82	
PO#:	**Voucher #:**	**114388**	Invoice	**Invoice No:** 395234990	**9/17/2026**	**Paid Amt:**	**$272.82**
			E 02 005 770 705 490 000	Breakfast Food		$198.09	
			E 02 005 770 701 490 000	Food		$2,076.25	
PO#:	**Voucher #:**	**114390**	Invoice	**Invoice No:** 395241307	**9/17/2026**	**Paid Amt:**	**$2,274.34**
			R 01 300 299 000 619 000	Concessions Cost of Sales		$246.67	
PO#:	**Voucher #:**	**114391**	Invoice	**Invoice No:** 395237034	**9/17/2026**	**Paid Amt:**	**$246.67**
			R 01 300 299 000 619 000	Concessions Cost of Sales		$125.92	
PO#:	**Voucher #:**	**114392**	Invoice	**Invoice No:** 395241308	**9/17/2026**	**Paid Amt:**	**$125.92**
			E 02 005 770 705 490 000	Breakfast Food		$125.62	
			E 02 005 770 701 490 000	Food		$1,776.08	
PO#:	**Voucher #:**	**114393**	Invoice	**Invoice No:** 395245909	**9/17/2026**	**Paid Amt:**	**$1,901.70**
			R 01 300 299 000 619 000	Concessions Cost of Sales		$1,662.09	
PO#:	**Voucher #:**	**114394**	Invoice	**Invoice No:** 395234991	**9/17/2026**	**Paid Amt:**	**$1,662.09**
			E 02 005 770 705 490 000	Breakfast Food		$638.26	
			E 02 005 770 701 490 000	Food		$3,291.86	
PO#:	**Voucher #:**	**114395**	Invoice	**Invoice No:** 395248065	**9/17/2026**	**Paid Amt:**	**$3,930.12**
			E 02 005 770 705 490 000	Breakfast Food		$1,258.13	
			E 02 005 770 701 490 000	Food		$3,097.88	
PO#:	**Voucher #:**	**114396**	Invoice	**Invoice No:** 395245910	**9/17/2026**	**Paid Amt:**	**$4,356.01**
			E 02 005 770 705 490 000	Breakfast Food		$839.04	
			E 02 005 770 701 490 000	Food		$1,605.41	
PO#:	**Voucher #:**	**114397**	Invoice	**Invoice No:** 395241309	**9/17/2026**	**Paid Amt:**	**$2,444.45**
			E 02 005 770 705 490 000	Breakfast Food		$256.29	
			E 02 005 770 701 490 000	Food		$2,588.66	
			E 04 005 509 321 490 000	Food		$296.53	
PO#:	**Voucher #:**	**114398**	Invoice	**Invoice No:** 395237032	**9/17/2026**	**Paid Amt:**	**$3,141.48**
			E 02 005 770 469 490 000	Food		$160.88	
PO#:	**Voucher #:**	**114399**	Invoice	**Invoice No:** 395207902	**9/17/2026**	**Paid Amt:**	**$160.88**
			E 02 005 770 469 490 000	Credit		$160.88	
PO#:	**Voucher #:**	**114400**	Credit	**Invoice No:** 395228911	**9/17/2026**	**Paid Amt:**	**($160.88)**

Bank	Check No	Code	Rcd	Vendor	Pmt/Void Date	Pmt Type		
MB	90373	17901	REMIT	SYSCO NORTH DAKOTA INC		Check		
			E 02 005 770 701 490 000	Credit		$31.90		
PO#:	Voucher #:	114401	Credit	Invoice No: 395242451	9/17/2026		Paid Amt:	($31.90)
			E 02 005 770 701 490 000	Credit		$95.70		
PO#:	Voucher #:	114402	Credit	Invoice No: 395242452	9/17/2026		Paid Amt:	($95.70)
			E 02 005 770 701 401 000	General Supplies		$54.64		
PO#:	Voucher #:	114403	Invoice	Invoice No: 395241749	9/17/2026		Paid Amt:	$54.64
			E 02 005 770 705 490 000	Breakfast Food		$71.90		
PO#:	Voucher #:	114404	Invoice	Invoice No: 395242990	9/17/2026		Paid Amt:	$71.90
			E 02 005 770 705 490 000	Breakfast Food		$412.03		
			E 02 005 770 707 490 000	Food		$1,037.28		
			E 02 005 770 701 490 000	Food		$2,418.31		
PO#:	Voucher #:	114389	Invoice	Invoice No: 395237033	9/17/2026		Paid Amt:	$3,867.62
			E 02 005 770 707 490 000	Food		$989.28		
PO#:	Voucher #:	114410	Invoice	Invoice No: 395232035	9/17/2026		Paid Amt:	$989.28
			R 01 300 299 000 619 000	Concessions Cost of Sales		$466.71		
PO#:	Voucher #:	114435	Invoice	Invoice No: 395250757	9/17/2026		Paid Amt:	$466.71
			E 02 005 770 707 490 000	Food		$265.27		
			E 02 005 770 701 490 000	Food		$1,778.30		
PO#:	Voucher #:	114436	Invoice	Invoice No: 395250756	9/17/2026		Paid Amt:	$2,043.57
							Check Amount:	$29,636.53
MB	90374	17615	REMIT	THEMES & VARIATIONS		Check		
			E 01 100 259 000 430 000	MusicplayOnline Annual Subscription		$200.00		
PO#: 51867	Voucher #:	114405	Invoice	Invoice No: 148518	9/17/2026		Paid Amt:	$200.00
							Check Amount:	$200.00
MB	90375	17865	REMIT	TOSHIBA AMERICA BUSINESS SOLUTIONS INC		Check		
			E 01 005 110 302 580 000			$492.11		
			E 01 300 211 302 580 000			$984.22		
			E 01 100 203 302 580 000			$984.22		
PO#:	Voucher #:	114406	Invoice	Invoice No: 5040052875	9/17/2026		Paid Amt:	$2,460.55
							Check Amount:	$2,460.55
MB	90376	10225		TRAINING ROOM INC		Check		
			E 01 300 298 000 401 000	General Supplies		$65.95		
PO#: 51725	Voucher #:	114407	Invoice	Invoice No: 0001718	9/17/2026		Paid Amt:	$65.95
							Check Amount:	$65.95
MB	90377	16453	remit	VOYAGER SOPRIS LEARNING		Check		
			E 01 100 288 000 430 000	Rewards Secondary 3E Teacher's Guide		$420.00		

Check Number: 0-2147483647 Payment Date: 08/15/2026-09/18/2026 Period: 202701-202703 Void Status: N

Bank	Check No	Code	Rcd	Vendor								Pmt/Void Date	Pmt Type		
MB	**90377**	**16453**	**remit**	**VOYAGER SOPRIS LEARNING**									**Check**		
				E	01	100	288	000	430	000	Rewards Secondary, 3E Student book set of 1		$145.00		
				E	01	100	288	000	430	000	shipping		$56.50		
PO#: 51909		**Voucher #:**	**114408**	Invoice				**Invoice No:** 8835488				**9/17/2026**		**Paid Amt:**	**$621.50**
														Check Amount:	**$621.50**
MB	**90378**	**12478**		**WAHPETON PUBLIC SCHOOL**									**Check**		
				E	01	300	292	000	369	516	Entry Fees/Student Travel		$300.00		
PO#:		**Voucher #:**	**114421**	Invoice				**Invoice No:** 091526				**9/17/2026**		**Paid Amt:**	**$300.00**
														Check Amount:	**$300.00**
MB	**90379**	**13590**		**WE TRAVEL PC INC**									**Check**		
				E	01	005	612	000	319	000	District Staff DNS Filter Pc/Macst		$99.00		
PO#: 51955		**Voucher #:**	**114416**	Invoice				**Invoice No:** 15055				**9/17/2026**		**Paid Amt:**	**$99.00**
				E	01	005	612	000	319	000	BHS PC & Mac Management		$750.00		
PO#: 51955		**Voucher #:**	**114415**	Invoice				**Invoice No:** 15054				**9/17/2026**		**Paid Amt:**	**$750.00**
				E	01	005	715	342	405	000	Email Security		$500.40		
				E	01	005	715	342	405	000	Google Workspace Backup		$520.00		
				E	01	005	715	342	405	000	Server Protection		$399.00		
				E	01	005	715	342	405	000	Treat Detection and Response		$1,000.00		
				E	01	005	715	342	405	000	Vulnerabililty Scanning and Compliance		$250.00		
				E	01	005	715	342	405	000	Security Awareness Training		$278.00		
PO#: 51955		**Voucher #:**	**114419**	Invoice				**Invoice No:** 15060				**9/17/2026**		**Paid Amt:**	**$2,947.40**
				E	01	005	612	000	405	000	Google AI Pro for Education		$24.00		
PO#: 51955		**Voucher #:**	**114418**	Invoice				**Invoice No:** 15059				**9/17/2026**		**Paid Amt:**	**$24.00**
				E	01	005	612	000	405	000	ChatGPT		$20.00		
PO#: 51955		**Voucher #:**	**114417**	Invoice				**Invoice No:** 15058				**9/17/2026**		**Paid Amt:**	**$20.00**
				E	01	300	612	000	401	000	Heavy Duty TV Wall Mounts - Teacher Classrc		$191.96		
				E	01	300	612	000	401	000	Ubiquiti Unifi Switch Flex 5 port		$139.00		
				E	01	005	612	000	401	000	25' HDMI Cable		$37.99		
				E	01	300	612	000	401	000	TP-Link USB Bluetooth		$12.99		
				E	01	100	612	000	455	000	Apple USB-C AV Adapter		$68.98		
				E	01	005	630	000	315	555	Logitech Rugged Combo 3 KB Case iPad		$299.97		
				E	01	300	612	000	401	000	Apple TV 4K		$199.00		
				E	01	100	612	000	455	000	External USB 3.0 DVD		$34.99		
				E	01	100	612	000	456	000	PIXEL finch lavalier Microphone		$49.99		
PO#: 51955		**Voucher #:**	**114413**	Invoice				**Invoice No:** 15003				**9/17/2026**		**Paid Amt:**	**$1,034.87**
				E	01	005	630	302	305	000	We Travel PC Contract Labor		$7,083.33		
PO#: 51955		**Voucher #:**	**114414**	Invoice				**Invoice No:** 15056				**9/17/2026**		**Paid Amt:**	**$7,083.33**

Check Number: 0-2147483647 Payment Date: 08/15/2026-09/18/2026 Period: 202701-202703 Void Status: N

Bank	Check No	Code	Rcd	Vendor	Pmt/Void Date	Pmt Type
MB	**90379**	**13590**		**WE TRAVEL PC INC**		**Check**
			E 01 005 612 000 405 000	Web Protection and DNS Filtering Student iPa	$10,980.00	
PO#: 51955	**Voucher #:**	**114412**	Invoice	**Invoice No:** 14936	**9/17/2026**	**Paid Amt: $10,980.00**
						Check Amount: $22,938.60
MB	**90380**	**14911**	**REMIT2**	**AMAZON CAPITAL SERVICES**		**Check**
			E 01 300 402 740 433 000	Visual Timer	$24.99	
			E 01 300 402 740 433 000	Freight	$6.99	
PO#: 51950	**Voucher #:**	**114478**	Invoice	**Invoice No:** 1DQT-N3X7-6QK4	**9/18/2026**	**Paid Amt: $31.98**
			E 01 300 299 000 401 000	General Supplies	$152.78	
PO#:	**Voucher #:**	**114472**	Invoice	**Invoice No:** 1VQR-MGMF-FHCC	**9/18/2026**	**Paid Amt: $152.78**
						Check Amount: $184.76
MB	**90381**	**10685**		**BARNESVILLE BUS COMPANY, INC.**		**Check**
			E 01 005 760 720 442 000	Gasoline	$559.39	
			E 01 005 760 720 442 000	Gasoline	$3,058.03	
PO#:	**Voucher #:**	**114473**	Invoice	**Invoice No:** Sep. 26 Fuel	**9/18/2026**	**Paid Amt: $3,617.42**
						Check Amount: $3,617.42
MB	**90382**	**17497**		**BARNESVILLE PTO**		**Check**
			E 01 300 299 000 305 000	Concessions	$400.00	
PO#:	**Voucher #:**	**114476**	Invoice	**Invoice No:** 090126	**9/18/2026**	**Paid Amt: $400.00**
						Check Amount: $400.00
MB	**90383**	**17904**		**BARNINGHAM, ANGELICA A**		**Check**
			E 04 005 505 321 305 000	TKD	$952.50	
PO#:	**Voucher #:**	**114474**	Invoice	**Invoice No:** 09182026	**9/18/2026**	**Paid Amt: $952.50**
						Check Amount: $952.50
MB	**90384**	**15814**	**REMIT**	**EVERWAY LLC**		**Check**
			E 01 300 402 740 433 000	Annual Subscription to curriculum	$280.99	
PO#: 51949	**Voucher #:**	**114477**	Invoice	**Invoice No:** #00295574N	**9/18/2026**	**Paid Amt: $280.99**
						Check Amount: $280.99
MB	**90385**	**17892**	**REMIT**	**KELLY SERVICES INC**		**Check**
			E 01 100 203 000 305 000	Elem Substitute Teachers	$2,070.15	
			E 01 300 211 000 305 000	HS Substitute Teachers	$195.00	
PO#:	**Voucher #:**	**114475**	Invoice	**Invoice No:** 5618116658	**9/18/2026**	**Paid Amt: $2,265.15**
						Check Amount: $2,265.15
MB	**90386**	**17905**		**STRAND ACE HARDWARE**		**Check**
			E 01 005 810 000 410 000	Custodial Supplies	$36.98	
PO#:	**Voucher #:**	**114480**	Invoice	**Invoice No:** 39766	**9/18/2026**	**Paid Amt: $36.98**

Detail Payment Register By Check

Check Number: 0-2147483647 Payment Date: 08/15/2026-09/18/2026 Period: 202701-202703 Void Status: N

Bank	Check No	Code	Rcd	Vendor	Pmt/Void Date	Pmt Type
MB	90386	17905		STRAND ACE HARDWARE		Check
			E	01 005 810 000 410 000 Custodial Supplies		$13.99
PO#:		Voucher #:	114481	Invoice Invoice No: 39690	9/18/2026	Paid Amt: $13.99
						Check Amount: $50.97
						Report Total: $719,687.48

Barnesville Public Schools #146
Detail Payment Register By Check
Fund Summary

Fund	Description	Total
01	General Fund	$647,523.38
02	Food Service	$41,374.35
04	Community Service	$6,657.80
06	Building Construction	$24,131.95
Report Total		**$719,687.48**

Student Activity Account

Detail Payment Register By Check

Check Number: 0-2147483647 Payment Date: 08/14/2026-09/18/2026 Period: 202701-202703 Void Status: N

Bank	Check No	Code	Rcd	Vendor	Pmt/Void Date	Pmt Type
MN	19011	1048		GERRELLS SPORT CENTER, INC		Check
			E 01 300 298 000 401 580	Knee Pads FB		$131.00
PO#:	Voucher #:	6052	Invoice	Invoice No: 220000153697	9/3/2026	Paid Amt: $131.00
			E 01 300 298 000 401 580	Mouthguards FB- Purple		$141.99
PO#:	Voucher #:	6053	Invoice	Invoice No: 220000154097	9/3/2026	Paid Amt: $141.99
			E 01 300 298 000 401 580	Football Scorebook		$41.00
PO#:	Voucher #:	6054	Invoice	Invoice No: 220000153860	9/3/2026	Paid Amt: $41.00
			E 01 300 298 000 401 580	Helmet Covers		$131.00
PO#:	Voucher #:	6055	Invoice	Invoice No: 220000154246	9/3/2026	Paid Amt: $131.00
						Check Amount: $444.99
MN	19012	1055		JK SPORTS		Check
			E 01 300 298 000 401 515	Cross Country Tshirt		$374.00
PO#: 1571	Voucher #:	6059	Invoice	Invoice No: 98724	9/3/2026	Paid Amt: $374.00
			E 01 300 298 000 401 515	Boys Cross Country Shirts		$579.00
PO#: 1573	Voucher #:	6058	Invoice	Invoice No: 98653	9/3/2026	Paid Amt: $579.00
						Check Amount: $953.00
MN	19013	1057		JOSTENS, INC		Check
			E 01 100 298 000 401 110	Student Planners		$348.00
PO#:	Voucher #:	6057	Invoice	Invoice No: 147445	9/3/2026	Paid Amt: $348.00
						Check Amount: $348.00
MN	19014	1688		SUTER, CHAD		Check
			E 01 300 298 000 401 516	Team Bonding-Mini Golf		$74.16
			E 01 300 298 000 401 516	Team Bonding-Pizza Ranch		$124.30
PO#:	Voucher #:	6056	Invoice	Invoice No: 08272026	9/3/2026	Paid Amt: $198.46
						Check Amount: $198.46
MN	19015	1011		ANDERSON'S		Check
			E 01 300 298 000 401 470	Martha (2") Crown-TIASPE		$79.95
			E 01 300 298 000 401 470	Isadorra (2 5/8")-TIAGCO		$28.99
			E 01 300 298 000 401 470	Royal Metallic Purple Crown with Silver Band- 3!		$50.99
			E 01 300 298 000 401 470	Homecoming Royalty Sash White & Purple 72in		$139.90
			E 01 300 298 000 401 470	Shipping		$9.99
PO#: 1574	Voucher #:	6067	Invoice	Invoice No: 4733896	9/9/2026	Paid Amt: $309.82
						Check Amount: $309.82
MN	19016	1008		ASKEGAARD, MEGAN		Check
			E 01 300 298 000 401 540	Mini Volleyballs		$308.58
PO#:	Voucher #:	6066	Invoice	Invoice No: 932026	9/9/2026	Paid Amt: $308.58

Check Number: 0-2147483647 Payment Date: 08/14/2026-09/18/2026 Period: 202701-202703 Void Status: N

Bank	Check No	Code	Rcd	Vendor	Pmt/Void Date	Pmt Type
MN	19016	1008		ASKEGAARD, MEGAN		Check
			E	01 300 298 000 401 540 VB Stat Program		$39.99
PO#:	Voucher #:	6065	Invoice	Invoice No: 8252026	9/9/2026	Paid Amt: $39.99
						Check Amount: $348.57
MN	19017	1029		BARNESVILLE DRUG & HARDWARE		Check
			E	01 300 298 000 401 580 Retreat Supplies		$34.95
PO#:	Voucher #:	6063	Invoice	Invoice No: 278506	9/9/2026	Paid Amt: $34.95
						Check Amount: $34.95
MN	19018	1026		ISD #146		Check
			E	01 300 298 000 401 580 Football Retreat Food		$449.04
PO#:	Voucher #:	6062	Invoice	Invoice No: WalMart	9/9/2026	Paid Amt: $449.04
						Check Amount: $449.04
MN	19019	1681		POTTY SHACKS		Check
			E	01 300 298 000 401 580 Team Camp		$225.00
PO#:	Voucher #:	6061	Invoice	Invoice No: 07-21888	9/9/2026	Paid Amt: $225.00
						Check Amount: $225.00
MN	19020	1410		RICK RASSIER		Check
			E	01 300 298 000 401 540 Team Motivation		$501.00
PO#:	Voucher #:	6060	Invoice	Invoice No: 9112026	9/9/2026	Paid Amt: $501.00
						Check Amount: $501.00
MN	19021	1277		TROWBRIDGE, PHIL		Check
			E	01 300 298 000 401 345 Blankets		$1,875.00
PO#:	Voucher #:	6064	Invoice	Invoice No: kir6ksk2-0001	9/9/2026	Paid Amt: $1,875.00
						Check Amount: $1,875.00
MN	19022	1434		AMAZON CAPITAL SERVICES		Check
			E	01 300 298 000 401 360 Lanyards for Senior-Kindergarten		$117.80
PO#: 1572	Voucher #:	6072	Invoice	Invoice No: 1TXG-CP6F-JTRY	9/16/2026	Paid Amt: $117.80
						Check Amount: $117.80
MN	19023	1016		BARNESVILLE GROCERY		Check
			E	01 300 298 000 401 580 Football Retreat		$284.98
PO#:	Voucher #:	6070	Invoice	Invoice No: 1088641158	9/16/2026	Paid Amt: $284.98
						Check Amount: $284.98
MN	19024	1842		HILLBILLY LASER		Check
			E	01 300 298 000 401 540 Team Posters		$232.50
PO#:	Voucher #:	6071	Invoice	Invoice No: 4998	9/16/2026	Paid Amt: $232.50
						Check Amount: $232.50

District # 1146 **Student Activity Account**

Detail Payment Register By Check

Check Number: 0-2147483647 Payment Date: 08/14/2026-09/18/2026 Period: 202701-202703 Void Status: N

Bank	Check No	Code	Rcd	Vendor								Pmt/Void Date	Pmt Type		
MN	19025	1026		ISD #146									Check		
			E	01	300	298	000	401	313	Chanhassen Tickets			$1,855.20		
PO#:		Voucher #:	6068	Invoice		Invoice No:	Chanhassen					9/16/2026		Paid Amt:	$1,855.20
														Check Amount:	$1,855.20
MN	19026	1091		SCHERLING PHOTOGRAPHY									Check		
			E	01	300	298	000	401	540	VB Banner			$175.00		
PO#:		Voucher #:	6069	Invoice		Invoice No:	09022026BHS					9/16/2026		Paid Amt:	$175.00
														Check Amount:	$175.00
														Report Total:	$8,353.31

CLAIMS PRESENTED TO THE BOARD OF EDUCATION						
Monday, September 21, 2026						
Altringer, Dawn				$427.70		
		Staff Development	$427.70			
Anderson, Breanna				$329.16		
		Staff Development	$329.16			
Andres, Liam				$412.20		
		Custodial Expense	$412.20			
Archambeau, Kraig				$455.05		
		Summer School	$219.30			
		Staff Development	$235.75			
Bang, Michaela				$291.59		
		Staff Development	$291.59			
Beischel, Thomas				$86.38		
		Custodial Expense	$86.38			
Berg, Annissa				$437.39		
		Staff Development	$437.39			
Bielejeski,Lisa				$276.90		
		Staff Development	$276.90			
Blanco, Amira				$1,339.14		
		Kids Club	$1,339.14			
Blilie, Macie				$1,815.96		
		Kids Club	$1,815.96			
Blomberg, Cassandra				$2,816.60		
		Kids Club	$2,455.29			
		Staff Development	$361.31			
Bolgrean, Shirley				$427.78		
		Staff Development	$427.78			
Braton, Carrie				$338.26		
		Staff Development	$338.26			
Braton, Lauryn				$532.72		
		Staff Development	$437.39			
		Paraprofessional	$95.33			
Braton, Lydia				$1,136.25		
		Kids Club	$1,136.25			
Caruso, Amy				$137.64		
		Staff Development	$137.64			
Connelly, Lesley				$338.80		
		Staff Development	$338.80			
Dabbert, Drew				$494.64		
		Custodial	$494.64			
Davis, Mckenzie				$263.16		
		Staff Development	$263.16			
Day, Alexandra				$500.55		
		Staff Development	$500.55			
Duval, Duane				$9.66		
		Custodial	$9.66			
Duval, Susan				$461.27		
		Staff Development	$360.99			
		Paraprofessional	$100.28			
Ellefson, Christine				$65.00		
		Community Ed	$65.00			
Ellerbusch, Jon				$88.45		
		Staff Development	$88.45			

Fenner, Juanita				$254.44		
		Food Service	$83.48			
		Staff Development	$170.96			
Field, Grady				$412.20		
		Custodial	$412.20			
Field, Michelle				$215.00		
		Staff Development	$215.00			
Fogelquist, Melissa				$378.08		
		Staff Development	$378.08			
Fradet, Annika				$1,278.27		
		Kids Club	$1,278.27			
Frauendienst, Isaac				$773.14		
		Summer Rec	$773.14			
Gardner, Colyn				$275.28		
		Staff Development	$275.28			
Gilbertson, Lisa				$1,148.16		
		Staff Development	$1,148.16			
Green, Reuben				$741.96		
		Custodial	$741.96			
Gregoire, Martan				$788.14		
		Summer Rec	$788.14			
Halverson-Wolters, Chrissa				$421.16		
		Staff Development	$421.16			
Hamman, Angela				$20.30		
		Staff Development	$20.30			
Haspel, Kelsey				$389.98		
		Staff Development	$298.22			
		Paraprofessional	$91.76			
Hatfield, Kristen				$250.00		
		Summer Rec	$250.00			
Hauck, Brea				$275.28		
		Staff Development	$275.28			
Haugen, Samantha				$1,038.81		
		Kids Club	$578.27			
		Summer School	$54.83			
		Staff Development	$405.71			
Haus, Jessica				$392.62		
		Staff Development	$392.62			
Heikes, Julia				$140.64		
		Staff Development	$140.64			
Henrickson, Todd				$30.45		
		Staff Development	$30.45			
Hinsz, Tracy				$2,179.84		
		Summer School	$1,181.44			
		Staff Development	$998.40			
Hoyer, Megan				$30.45		
		Staff Development	$30.45			
Jenkins, Carrie				$1,281.28		
		Summer School	$1,281.28			
Julsrud, Wanda				$189.74		
		Transportation	$24.74			
		Staff Development	$165.00			
Kluck, Melissa				$42.62		
		Transportation	$15.98			
		Staff Development	$26.64			

Lenoue, Ruth				$29.99		
		Staff Development	$29.99			
Lien, Christopher				$227.91		
		Food Service/Kids Club	$143.94			
		Work Camp	$83.97			
Marshall, Jovie				$232.16		
		Summer Rec	$232.16			
Marshall, Sienna				$232.16		
		Summer Rec	$232.16			
Martin, Megan				$108.16		
		Summer School	$108.16			
Messer, Savannah				$1,109.32		
		Kids Club	$928.27			
		Field Trips	$181.05			
Meyer, Sandra				$1,847.04		
		Summer School	$1,181.44			
		Staff Development	$665.60			
Nibbe, Alissa				$788.14		
		Summer Rec	$788.14			
Olson, Tori				$856.96		
		Summer School	$416.00			
		Field Trips	$440.96			
Palya, Samantha				$426.00		
		Staff Development	$426.00			
Peloubet-Messer, Christine				$2,335.96		
		Summer School	$815.36			
		Field Trips	$1,364.48			
		Concessions	$156.12			
Pender, Cassie				$304.72		
		Staff Development	$304.72			
Pepek, Heather				$510.42		
		Staff Development	$510.42			
Pickett, Jennifer				$138.84		
		Concessions	$138.84			
Poepping, Sarah				$582.40		
		Staff Development	$582.40			
Rasmussen, Janet				$533.42		
		Staff Development	$344.77			
		Paraprofessional	$188.65			
Retzlaff, Morgan				$526.32		
		Staff Development	$526.32			
Roller, Kevin				$3,480.65		
		Work Camp	$3,480.65			
Ronsberg, Betsy				$386.76		
		Staff Development	$386.76			
Rotz, Stacey				$1,125.20		
		Summer School	$802.90			
		Staff Development	$322.30			
Schilling, Emma				$261.18		
		Kids Club	$261.18			
Schindler, McKayla				$290.57		
		Staff Development	$290.57			
Schwartz, Ashley				$329.73		
		Staff Development	$329.73			
Snow, Kayla				$94.00		
		Kids Club	$94.00			

Sossa, Brooke				$659.43		
		Kids Club	$659.43			
Spillum, Emma				$1,099.14		
		Kids Club	$1,099.14			
Spillum, Mary				$1,877.69		
		Kids Club	$1,877.69			
Stetz, Hannah				$330.00		
		Summer Rec	$330.00			
Strand, Michael				$125.00		
		Summer Rec	$125.00			
Suter, Chad				$278.50		
		Staff Development	$278.50			
Suter, Cheryl				$329.16		
		Staff Development	$329.16			
Thompson, Avery				$1,875.00		
		Drivers Ed	$1,875.00			
Vorachek, Lois				$499.20		
		Staff Development	$499.20			
Wander, Michelle				$299.52		
		Staff Development	$299.52			
Wilhelm, April				$279.61		
		Staff Development	$279.61			
Wirth, Leah				$302.84		
		Staff Development	$302.84			
		TOTAL	$51,143.19	$51,143.19		
MSDLAF TRANSFERS TO MIDWEST BANK						
8/19/26		TRANSFER		$22,825		
9/1/26		TRANSFER		$500,000		
9/21/2026		TRANSFER		$524,132		
						$1,046,957
MIDWEST BANK CREDIT CARD EXPENDITURES						
Jon Ellerbusch						$119.27
		Supplies		$99.27		
		ChatGPT Subscription		$20.00		
Todd Henrickson						$20.00
		ChatGPT Subscription		$20.00		
Bryan Strand						$0.00
		None		$0.00		
Jodi Samuelson						$565.22
		Staff Development Expense		$130.56		
		Second Grade Instr. Supplies		$354.96		
		Chat GPT Subscription		$20.00		
		Summer Field Trips Exp.		$59.70		
Aaron Schindler						$170.00
		ChatGPT Subscription		$20.00		
		Brighthweel Subscription		$150.00		
Total Credit Card Expense						$874.49

7. Appreciation, Recognition and Presentations

A. Executive Summary of FY26 Audit 70

Derek Flanagan, Eide Bailly

Objective 12.1: Maintain long-term financial stability and sustainability, Objective 12.4: Increase stakeholder understanding of school finance and resource allocation., Objective 10.5: Improve understanding of district priorities, finances, and decision-making processes



Independent School District No. 146

70

Executive Summary – June 30, 2026

Eide Bailly

Audit Results and Findings

Audit Opinion

- The District received a “clean” audit opinion
  - Unmodified opinion – financial statements are prepared using accounting principles generally accepted in the U.S. (GAAP)
  - Financial statements do not contain material misstatements and are fairly presented

- Opinion is merely the auditor’s professional opinion, based on audit work, on whether the financial statements were prepared in accordance with GAAP, free from material misstatement, and fairly presented

Findings

Financial Statements:

- Preparation of Financial Statements
- Material Journal Entries

Minnesota Legal Compliance:

- None Reported



Cash and Investments

Cash and Investments

Most significantly affected by the state aid payment structure.

Balances (in thousands) of the District for the past ten years:

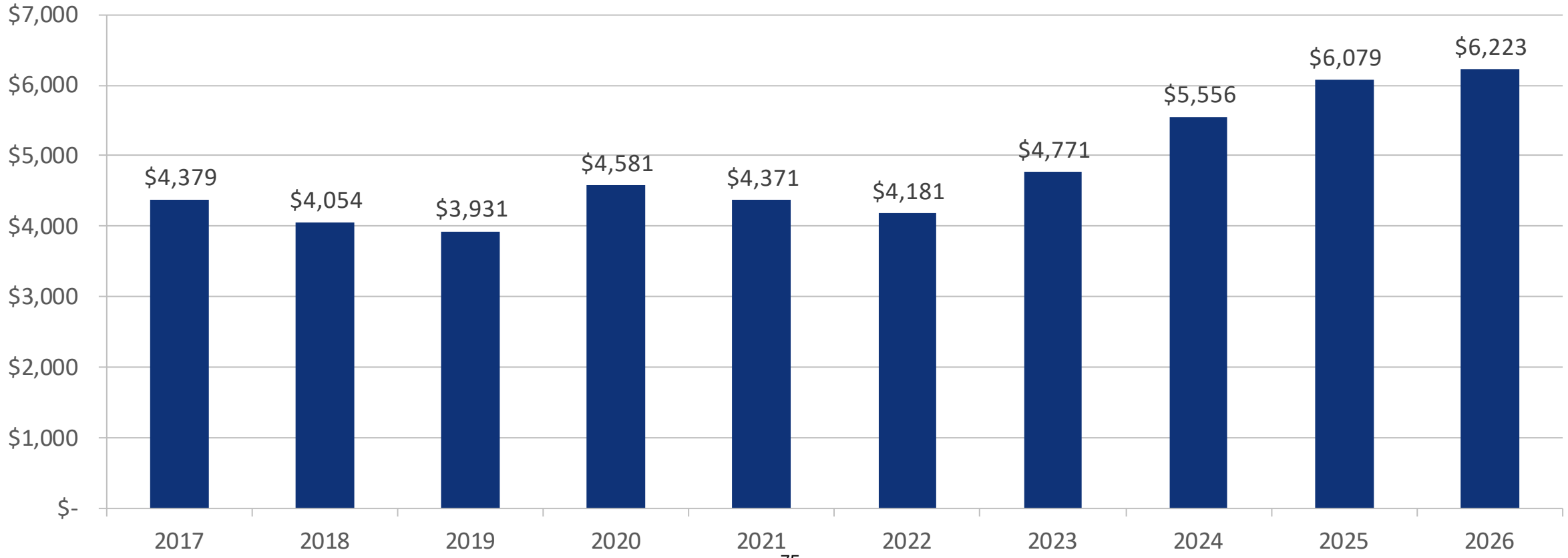

General Fund

ADM Served

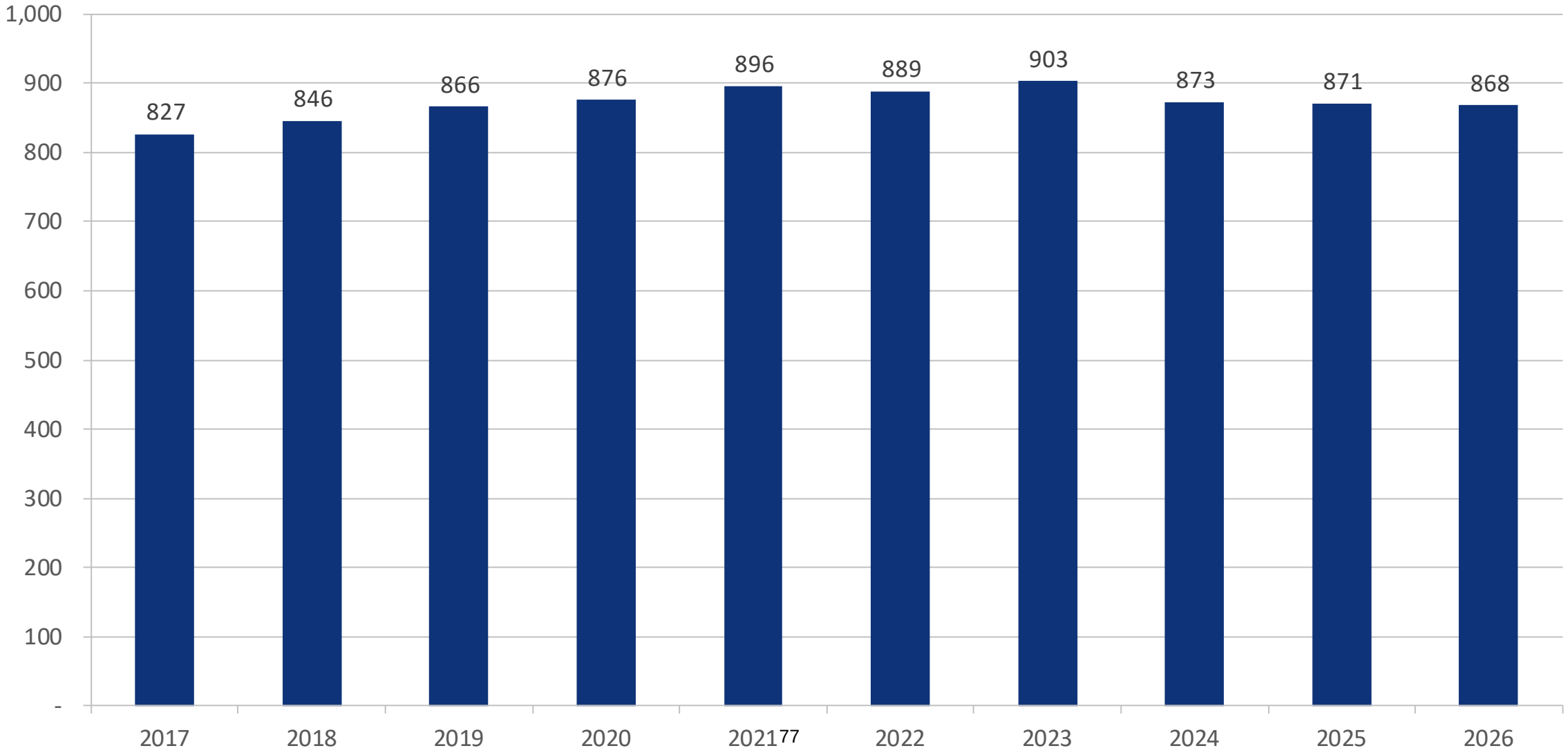
1,000
900
800
700
600
500
400
300
200
100
-
827
846
866
876
896
889
903
873
871
868
2017
2018
2019
2020
2021
2022
2023
2024
2025
2026

Budget to Actual

	Original Budget	Final Budget	Actual	Variance With Final Budget
Revenues				
State sources	$ 9,377,760	$ 9,358,860	$ 9,746,746	$ 387,886
Local levies	1,405,360	1,405,360	1,371,096	(34,264)
Federal sources	45,890	63,450	70,540	7,090
Other	805,160	914,140	1,047,484	133,344
Total revenues	11,634,170	11,741,810	12,235,866	494,056
				4.21% Over
Expenditures				
Current				
Regular and vocational instruction	6,040,830	6,081,390	6,084,480	(3,090)
Administration and district support services	1,129,470	1,174,200	1,189,839	(15,639)
Special education instruction	1,388,960	1,455,100	1,433,287	21,813
Instructional and pupil support services	1,750,440	1,808,330	1,837,018	(28,688)
Sites and buildings	1,323,110	1,321,680	1,321,577	103
Other	114,590	126,570	126,564	6
Debt service	21,720	34,070	20,664	13,406
Capital outlay	137,340	256,800	180,785	76,015
Total expenditures	11,906,460	12,258,140	12,194,214	63,926
				0.52% Under
Excess (Deficiency) of Revenues over (under) Expenditures	(272,290)	(516,330)	41,652	557,982
Other Financing Sources				
Lease proceeds	-	-	68,130	68,130
Sale of equipment	5,000	30,000	27,652	(2,348)
Total other financing sources	5,000	30,000	95,782	65,782
Net Change in Fund Balance	$ (267,290)	$ (486,330)	137,434	$ 623,764
Fund Balance, Beginning of Year			4,647,897	
Fund Balance, End of Year			$ 4,785,331	

Eide Bailly

A Positive Fund Balance

1. Contributes to a favorable bond rating

2. Produces investment income and provides a source of working capital to meet cash flow needs.

3. Offers a cushion for unexpected expenditures or revenue shortfalls.



Fund Balance Categories

Nonspendable	Restricted	Committed	Assigned	Unassigned
Represents amounts that cannot be spent	Legally restricted by outside parties	Intended for a specific activity	Intended for a specific activity by the council or designated individuals	Reserves
Not in spendable form	Cannot be appropriated for other spending	Imposed by formal action of the council but is not legally restricted	Not legally restricted	"Rainy day" fund
Inventory, prepaid expenses				

Eide Bailly

Changes in UFARS Fund Balances

	Fund Balance Beginning of Year	Net Change in Fund Balance	Fund Balance End of Year
Nonspendable	$ -	$ 21,314	$ 21,314
Restricted for student activities	174,549	26,877	201,426
Restricted for staff development	227,887	(87,952)	139,935
Restricted for literacy incentive	12,528	(2,611)	9,917
Restricted for operating capital	118,087	(59,028)	59,059
Restricted for gifted and talented	42,632	4,283	46,915
Restricted for safe schools levy	23,024	(13,363)	9,661
Restricted for literacy aid	34,948	(9,352)	25,596
Restricted for long term facilities maintenance	334,543	99,692	434,235
Restricted for medical assistance	16,410	30,514	46,924
Committed for severance	250,000	-	250,000
Committed for capital projects	750,000	-	750,000
Unassigned	2,663,289	127,060	2,790,349
	$ 4,647,897	$ 137,434	$ 4,785,331

Eide Bailly

Total Fund Balances

Total fund balances of the General Fund for the past 10 years (in thousands):

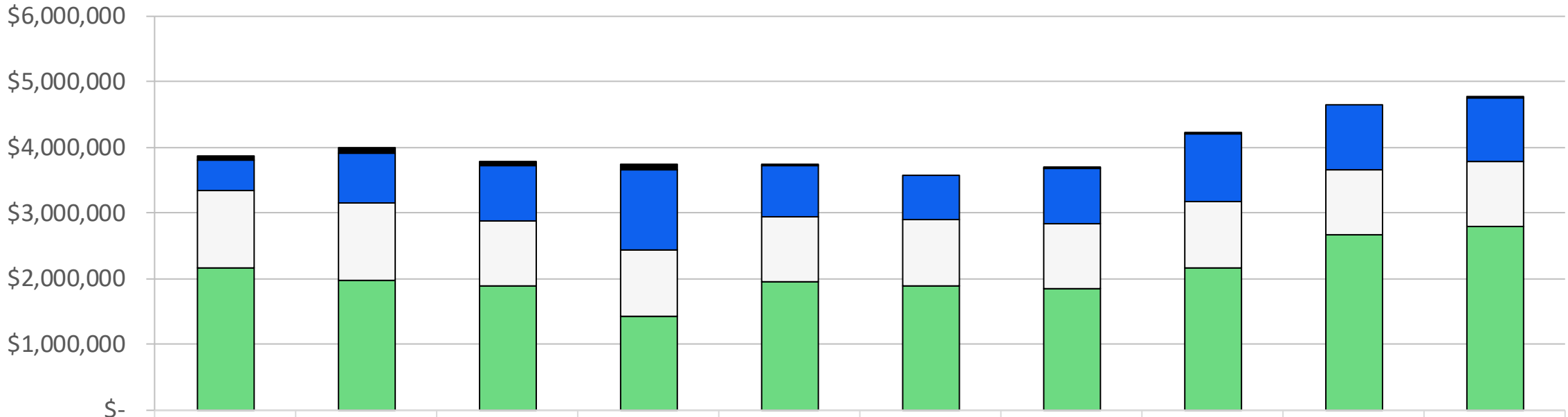

	2017	2018	2019	2020	2021	2022	2023	2024	2025	2026
Nonspendable	$65,330	$70,383	$71,500	$84,484	$10,857	$-	$522	$11,845	$-	$21,314
Restricted	$470,927	$772,190	$826,162	$1,225,911	$772,659	$674,760	$825,037	$1,027,739	$984,608	$973,668
Committed	$1,175,000	$1,175,000	$1,000,000	$1,000,000	$1,000,000	$1,000,000	$1,000,000	$1,000,000	$1,000,000	$1,000,000
Unassigned	$2,162,422	$1,974,480	$1,886,668	$1,430,131	$1,948,584	$1,896,223	$1,846,605	$2,170,622	$2,663,289	$2,790,349

Recommendations Regarding Fund Balances

The District's Policy: strive to maintain a minimum unassigned fund balance in an amount that shall be no less than 13% of the annual budget. For the current year that target amount is approximately $1.6 million.

Government Finance Officers Association (GFOA): recommends, at a minimum, that governments maintain unrestricted fund balances in their general fund of no less than two months (16.67%) of regular general fund expenditures. For the current year that target amount is approximately $2.0 million

Unrestricted and Unassigned Fund Balance

The District's unrestricted fund balance and unassigned fund balance as a percentage of expenditures in the General Fund for the last 10 years:

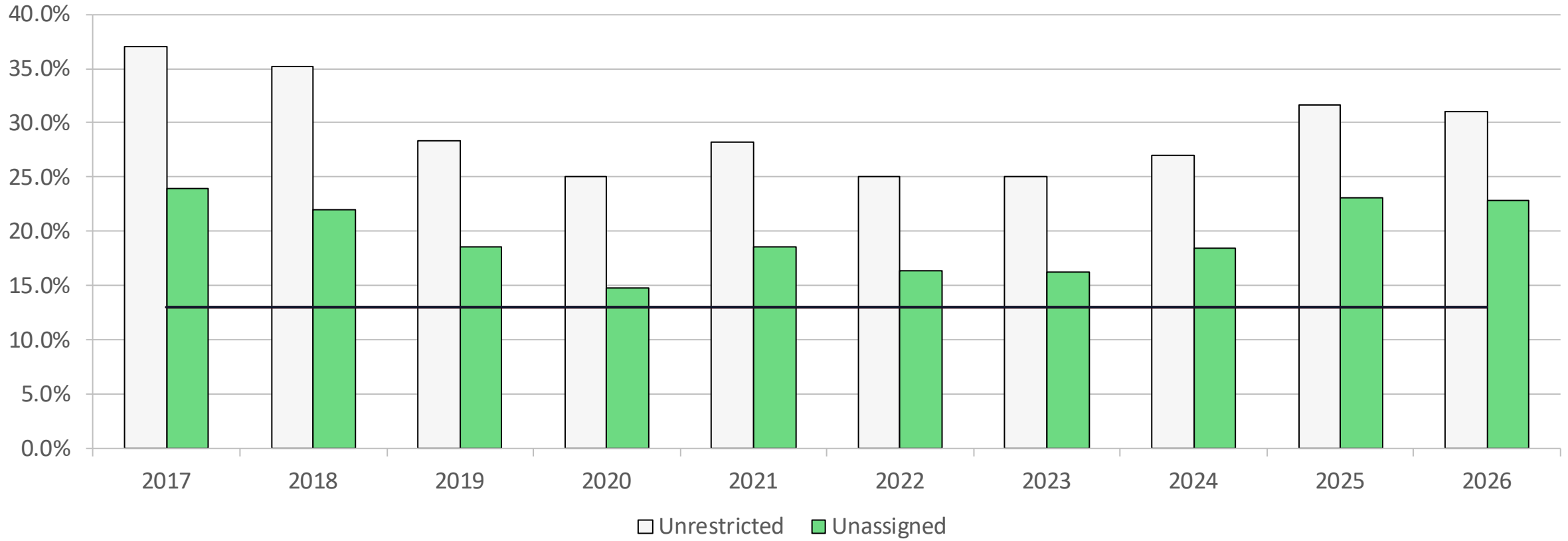

The black line indicate the District's fund balance policy of maintaining an unassigned fund balance of 13% of expenditures.

Other Funds

Year-End Fund Balance – Community Service Fund

Positive fund balance indicates that revenues of the community service programs are sufficient to cover the expenditures of the programs.

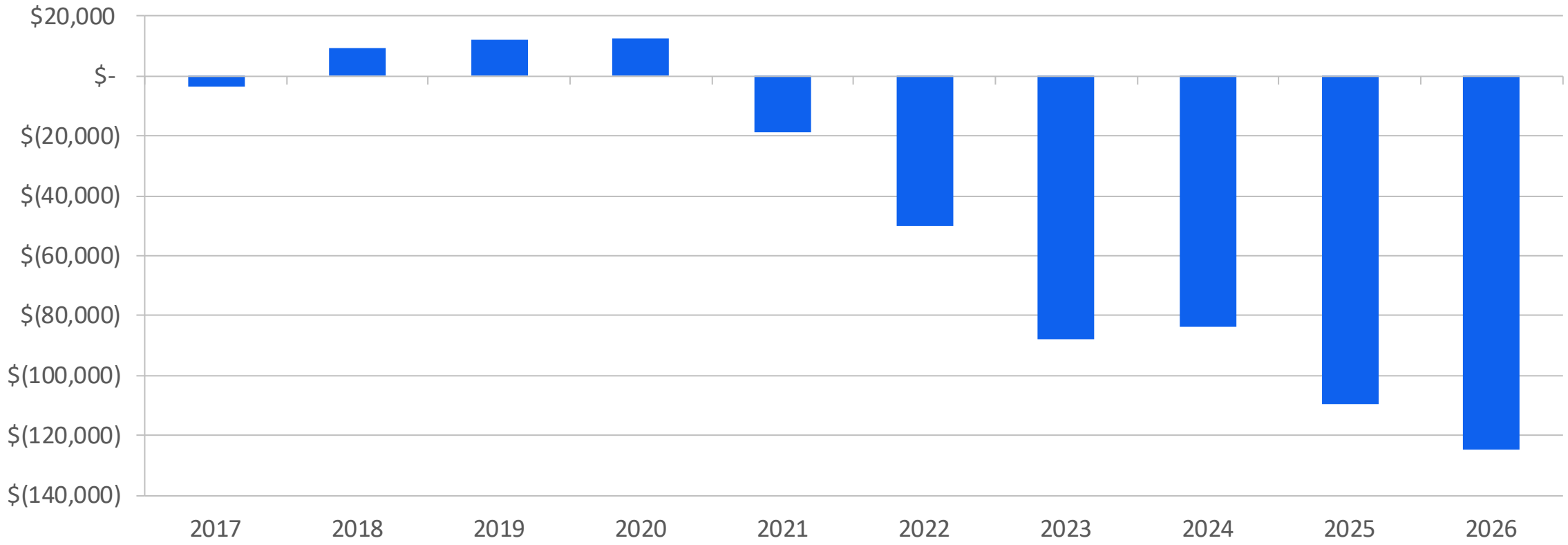

Year-End Fund Balance – Food Service Fund

Positive fund balance indicates that revenues of the food service program are sufficient to cover the expenditures of the program.

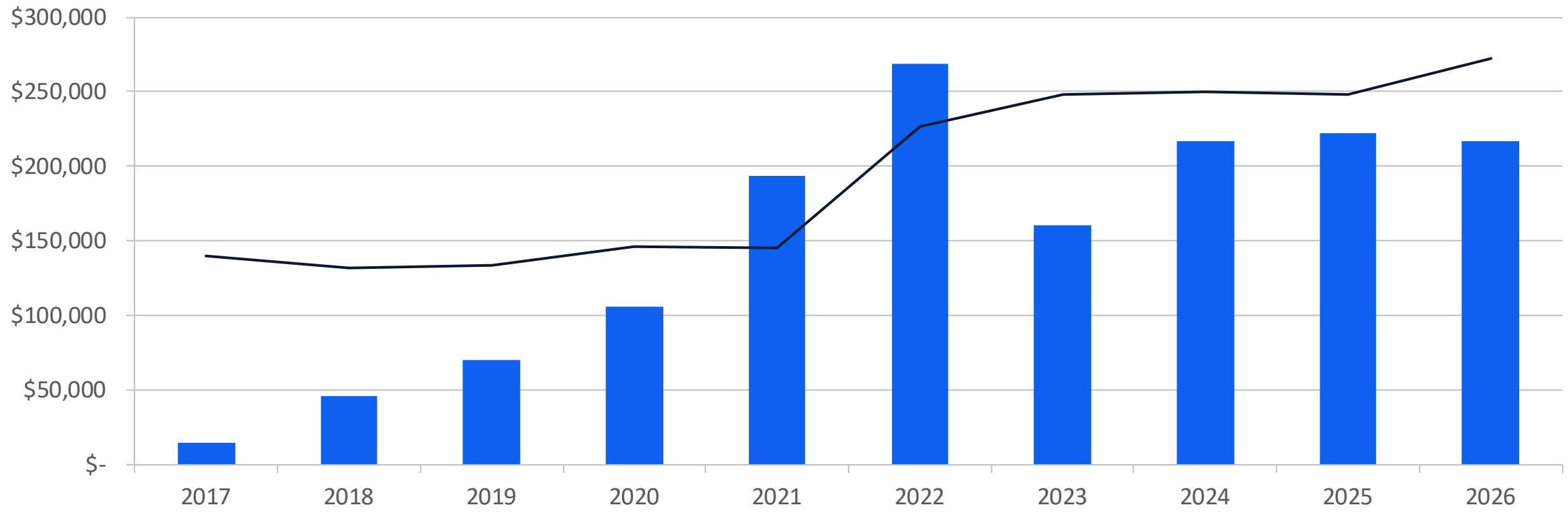

The black line indicates the maximum allowable fund balance of three months expenditures.



Questions?

This presentation is presented with the understanding that the information contained does not constitute legal, accounting or other professional advice. It is not intended to be responsive to any individual situation or concerns, as the contents of this presentation are intended for general information purposes only. Viewers are urged not to act upon the information contained in this presentation without first consulting competent legal, accounting or other professional advice regarding implications of a particular factual situation. Questions and additional information can be submitted to your Eide Bailly representative, or to the presenter of this session.

Thank You!

eidebailly.com

Financial Statements
June 30, 2026

Independent School District No. 146
Barnesville Public Schools

DRAFT

School Board and Administration I
Independent Auditor's Report II
Management's Discussion and Analysis VI
Basic Financial Statements
Government-Wide Financial Statements
Statement of Net Position 1
Statement of Activities 2
Fund Financial Statements
Balance Sheet 3
Reconciliation of the Balance Sheet to the Statement of Net Position 4
Statement of Revenues, Expenditures, and Changes in Fund Balances 5
Reconciliation of the Statement of Revenues, Expenditures, and Changes in Fund Balances to the Statement of Activities 6
Notes to Financial Statements 7
Required Supplementary Information
Budgetary Comparison Schedule – General Fund 42
Notes to the Budgetary Comparison Schedule – General Fund 43
Schedule of Changes in the District's Total OPEB Liability and Related Ratios 44
Notes to the Schedule of Changes in the District's Total OPEB Liability and Related Ratios 45
Schedule of Employer's Share of Net Pension Liability 47
Schedule of Employer's Contributions 48
Notes to the Schedule of Employer's Share of Net Pension Liability and Schedule of Employer's Contributions 49
Combining and Individual Fund Schedules
General Fund
Schedule of Changes in UFARS Fund Balances 57
Nonmajor Governmental Funds
Combining Balance Sheet 58
Combining Schedule of Revenues, Expenditures and Changes in Fund Balance 59
Other Supplementary Information
Uniform Financial Accounting and Reporting Standards Compliance Table 60
Additional Reports
Independent Auditor's Report on Internal Control over Financial Reporting and on Compliance and Other Matters Based on an Audit of Financial Statements Performed in Accordance with *Government Auditing Standards* 62
Independent Auditor's Report on *Minnesota Legal Compliance* 64
Schedule of Findings and Responses 65

DRAFT

Name	Position	Term Expires
School Board		
Jacob Thompson	Chairperson	2026
Andrew Maier	Vice Chairperson	2026
Joshua Schroeder	Clerk	2028
Marla Field	Treasurer	2026
Jeremy Cossette	Director	2028
Crystal Henderson	Director	2026
Sara Hough	Director	2028
Administration		
Jon Ellerbusch	Superintendent	
Jodi Samuelson	Finance Officer	

DRAFT

Independent Auditor's Report

The School Board of
Independent School District No. 146
Barnesville Public Schools
Barnesville, Minnesota

Report on the Audit of the Financial Statements

Opinions

We have audited the financial statements of the governmental activities, each major fund, and the aggregate remaining fund information of Independent School District No. 146 (the District), as of and for the year ended June 30, 2026, and the related notes to the financial statements, which collectively comprise the District's basic financial statements as listed in the table of contents.

In our opinion, the accompanying financial statements referred to above present fairly, in all material respects, the respective financial position of the governmental activities, each major fund, and the aggregate remaining fund information of Independent School District No. 146, as of June 30, 2026, and the respective changes in financial position for the year then ended in accordance with accounting principles generally accepted in the United States of America.

Basis for Opinions

We conducted our audit in accordance with auditing standards generally accepted in the United States of America (GAAS) and the standards applicable to financial audits contained in *Government Auditing Standards* issued by the Comptroller General of the United States *(Government Auditing Standards)*. Our responsibilities under those standards are further described in the Auditor's Responsibilities for the Audit of the Financial Statements section of our report. We are required to be independent of the District and to meet our other ethical responsibilities, in accordance with the relevant ethical requirements relating to our audit. We believe that the audit evidence we have obtained is sufficient and appropriate to provide a basis for our audit opinions.

DRAFT

Responsibilities of Management for the Financial Statements

Management is responsible for the preparation and fair presentation of the financial statements in accordance with accounting principles generally accepted in the United States of America, and for the design, implementation, and maintenance of internal control relevant to the preparation and fair presentation of financial statements that are free from material misstatement, whether due to fraud or error.

In preparing the financial statements, management is required to evaluate whether there are conditions or events, considered in the aggregate, that raise substantial doubt about the District's ability to continue as a going concern for twelve months beyond the financial statement date, including any currently known information that may raise substantial doubt shortly thereafter.

Auditor's Responsibilities for the Audit of the Financial Statements

Our objectives are to obtain reasonable assurance about whether the financial statements as a whole are free from material misstatement, whether due to fraud or error, and to issue an auditor's report that includes our opinions. Reasonable assurance is a high level of assurance but is not absolute assurance and therefore is not a guarantee that an audit conducted in accordance with GAAS and *Government Auditing Standards* will always detect a material misstatement when it exists. The risk of not detecting a material misstatement resulting from fraud is higher than for one resulting from error, as fraud may involve collusion, forgery, intentional omissions, misrepresentations, or the override of internal control. Misstatements are considered material if there is a substantial likelihood that, individually or in the aggregate, they would influence the judgment made by a reasonable user based on the financial statements.

In performing an audit in accordance with GAAS and *Government Auditing Standards*, we:

- Exercise professional judgment and maintain professional skepticism throughout the audit.
- Identify and assess the risks of material misstatement of the financial statements, whether due to fraud or error, and design and perform audit procedures responsive to those risks. Such procedures include examining, on a test basis, evidence regarding the amounts and disclosures in the financial statements.
- Obtain an understanding of internal control relevant to the audit in order to design audit procedures that are appropriate in the circumstances, but not for the purpose of expressing an opinion on the effectiveness of the District's internal control. Accordingly, no such opinion is expressed.
- Evaluate the appropriateness of accounting policies used and the reasonableness of significant accounting estimates made by management, as well as evaluate the overall presentation of the financial statements.
- Conclude whether, in our judgment, there are conditions or events, considered in the aggregate, that raise substantial doubt about the District's ability to continue as a going concern for a reasonable period of time.

We are required to communicate with those charged with governance regarding, among other matters, the planned scope and timing of the audit, significant audit findings, and certain internal control–related matters that we identified during the audit.

DRAFT

Required Supplementary Information

Accounting principles generally accepted in the United States of America require that the management's discussion and analysis, budgetary comparison schedule - general fund, schedule of changes in the District's total OPEB liability and related ratios, schedule of employer's share of net pension liability, and schedule of employer's contributions be presented to supplement the basic financial statements. Such information is the responsibility of management and, although not a part of the basic financial statements, is required by the Governmental Accounting Standards Board who considers it to be an essential part of financial reporting for placing the basic financial statements in an appropriate operational, economic, or historical context. We have applied certain limited procedures to the required supplementary information in accordance with GAAS, which consisted of inquiries of management about the methods of preparing the information and comparing the information for consistency with management's responses to our inquiries, the basic financial statements, and other knowledge we obtained during our audit of the basic financial statements. We do not express an opinion or provide any assurance on the information because the limited procedures do not provide us with sufficient evidence to express an opinion or provide any assurance.

Supplementary Information

Our audit was conducted for the purpose of forming opinions on the financial statements that collectively comprise the District's basic financial statements. The schedule of changes in UFARS fund balances – general fund; combining balance sheet – nonmajor governmental funds; combining schedule of revenues, expenditures, and changes in fund balance – nonmajor governmental funds; and uniform financial accounting and reporting standards compliance table are presented for purposes of additional analysis and are not a required part of the basic financial statements. Such information is the responsibility of management and was derived from and relates directly to the underlying accounting and other records used to prepare the basic financial statements. The information has been subjected to the auditing procedures applied in the audit of the basic financial statements and certain additional procedures, including comparing and reconciling such information directly to the underlying accounting and other records used to prepare the basic financial statements or to the basic financial statements themselves, and other additional procedures in accordance with GAAS. In our opinion, the schedule of changes in UFARS fund balances – general fund; combining balance sheet – nonmajor governmental funds; combining schedule of revenues, expenditures, and changes in fund balance – nonmajor governmental funds; and uniform financial accounting and reporting standards compliance table are fairly stated, in all material respects, in relation to the basic financial statements as a whole.

Other Information

Management is responsible for the other information included in the annual report. The other information comprises the school board and administration listing but does not include the basic financial statements and our auditor's report thereon. Our opinions on the basic financial statements do not cover the other information, and we do not express an opinion or any form of assurance thereon.

In connection with our audit of the basic financial statements, our responsibility is to read the other information and consider whether a material inconsistency exists between the other information and the basic financial statements, or the other information otherwise appears to be materially misstated. If, based on the work performed, we conclude that an uncorrected material misstatement of the other information exists, we are required to describe it in our report.

DRAFT

Other Reporting Required by *Government Auditing Standards*

In accordance with *Government Auditing Standards*, we have also issued our report dated REPORT DATE, on our consideration of the District's internal control over financial reporting and on our tests of its compliance with certain provisions of laws, regulations, contracts, grant agreements, and other matters. The purpose of that report is solely to describe the scope of our testing of internal control over financial reporting and compliance and the results of that testing, and not to provide an opinion on the effectiveness of the District's internal control over financial reporting or on compliance. That report is an integral part of an audit performed in accordance with *Government Auditing Standards* in considering the District's internal control over financial reporting and compliance.

Report on Other Legal and Regulatory Requirements

In accordance with the Legal Compliance Audit Guide prepared by the Office of the State Auditor pursuant to Minn. Stat. §6.65, we have also issued a report dated REPORT DATE, on our consideration of the District's compliance with aspects of the provisions of the Minnesota Legal Compliance Audit Guide for School Districts. The purpose of that report is to describe the scope of our testing of compliance and the results of that testing, and not directed primarily toward obtaining knowledge of noncompliance. That report is an integral part of procedures performed in accordance with Office of the State Auditor's Minnesota Legal Compliance Audit Guide for School Districts in considering the District's compliance with certain regulatory requirements pursuant to Minn. Stat. §6.65.

Fargo, North Dakota
REPORT DATE

DRAFT

The purpose of management's discussion and analysis (MD&A) is to help District residents and other readers understand what the financial statements and notes in this financial report say about the District's financial health and why it changed since last year. It contains information drawn from those other parts of the report, accompanied by explanations informed by the finance staff's knowledge of the District's finances.

If you have questions about this report or require further information, contact the Business Office, Independent School District No. 146, Barnesville, Minnesota.

OVERVIEW OF THE FINANCIAL STATEMENTS

The District's financial report contains basic financial statements. Those financial statements present the District's finances at both an overall and a detailed level. The first two—the government-wide financial statements—cover the District's governmental activities.

Governmental activities comprise the District's most basic functions, such as regular and special education, transportation, administration, food service, and community education. Property taxes and state aids finance most of these activities.

The remaining basic financial statements present the District's finances in greater detail. As their name implies, the fund financial statements disaggregate financial information by separate funds to report on the specific purposes for which resources are used or for which they are restricted. The District reports one type of fund.

Governmental fund financial statements report all of the governmental activities. In addition to the District's main operating fund—the general fund—those financial statements report two special revenue funds to track the District's food service and community service operations, a debt service fund to record the repayment of outstanding bonds, and a capital projects fund to account for the construction of District facilities.

The next section of this financial report contains notes to financial statements, which delve deeper into the District's finances as reported in the financial statements. The information in the notes is as important to understanding the District's finances as the information in the financial statements. The District uses notes to (1) present information in greater detail than is possible within the financial statements themselves, (2) explain the nature of amounts reported in the financial statements and how those amounts were determined, and (3) report certain information that does not meet the requirements for inclusion in the financial statements (such as certain contingencies).

DRAFT

Types of Information in the Financial Statements

The District's government-wide financial statements use the economic resources measurement focus and accrual basis of accounting. In other words, they comprehensively report all types of financial statement elements:

- Assets—resources the District controls, from short-term assets like cash to long-term assets like buildings and equipment
- Liabilities—amounts the District owes, from short-term liabilities such as salaries payable to long-term liabilities such as outstanding debt and net amounts owed to employees for pensions.
- Deferred outflows of resources and deferred inflows of resources—flows that occurred during the year, or in prior years, that will not be reported as expenses and revenues until the future year to which they are related.
- Revenues and expenses—inflows and outflows of economic resources, respectively, related to the current year.

Governmental fund financial statements use the current financial resources measurement focus and modified accrual basis of accounting to report on the sources, uses, and balances of current financial resources. The governmental funds do not report nonfinancial assets, such as capital assets, or certain other long-term items, such as general obligation bonds, but they do report the flows of current financial resources related to those long-term items; for example, the proceeds from issuing bonds or selling equipment, as well as principal and interest payments on bonds and spending on the construction of a District building.

	Financial Statements	
	Government-Wide	Governmental Funds
Types of assets and liabilities	All assets and liabilities, both financial and nonfinancial, short-term and long-term	Only current financial resources, such as cash, taxes receivable, and accounts payable
Types of revenues	All types of revenues that flow into the government during the year that relate to that year, regardless of when cash is received	Only revenues that are measurable and available to finance expenditures of that year
Types of expenses/expenditures	All types of expenses that flow out of the government during the year that relate to that year, regardless of when cash is paid	Only expenditures for which the related governmental fund liability is incurred in that year
Types of deferred outflows of resources and deferred inflows of resources	All types of resources that flow into and out of the government during the year that relate to a future year	Current financial resources that flow into and out of the governmental funds during the year that relate to a future year

More detail about the measurement focuses and bases of accounting can be found in the first note to financial statements, the summary of significant accounting policies.

DRAFT

FINANCIAL SUMMARY AND ANALYSIS OF THE DISTRICT'S FINANCES

Net Position

Statement of Net Position
June 30, 2026 and 2025

	2026	2025	Percent Change
Assets			
Current assets	$ 10,938,036	$ 11,311,146	-3.3%
Capital assets	31,208,992	32,184,839	-3.0%
Total assets	42,147,028	43,495,985	-3.1%
Deferred Outflows of Resources	1,296,773	1,708,931	-24.1%
Liabilities			
Other liabilities	1,263,542	1,274,117	-0.8%
Long-term liabilities	30,118,820	32,237,342	-6.6%
Total liabilities	31,382,362	33,511,459	-6.4%
Deferred Inflows of Resources	5,796,798	5,743,602	0.9%
Net Position			
Net investment in capital assets	8,137,021	8,846,421	-8.0%
Restricted for specific purposes	2,835,393	1,738,030	63.1%
Unrestricted	(4,707,773)	(4,634,596)	1.6%
Total net position	$ 6,264,641	$ 5,949,855	5.3%

As of June 30, 2026, the District's total net position—assets and deferred outflows minus liabilities and deferred inflows—was approximately $6.3 million, an increase of $314.8 thousand or 5.3 percent compared with 2025. This increase was the result of the financial performance of the governmental activities. The following section of MD&A analyzes the finances of the governmental activities.

Governmental Activities

The table below shows that revenues exceeded expenses in the current year, resulting in an increase in net position. Various events contributed to this increase in net position; however, the primary factors affecting the change in net position are as follows:

- An increase in operating grants due to an increase in special education aid due to increases in the number of students receiving services
- An increase in aids and payments from state and other due to an increase in the amount of per-pupil general education aid from the state

DRAFT

- An increase in regular instruction due to a 2.5% increase in teacher salaries, an increase in the liability for compensated absences, and the purchase of new textbooks in the current year
- An increase in pupil support services due to an increase in costs allocated to the food service program and an increase in costs for students served outside of the District

Statement of Activities
Years Ended June 30, 2026 and 2025

	2026	2025*	Percent Change
Revenues			
Program revenues			
Charges for service	$ 1,082,851	$ 1,014,663	6.7%
Operating grants and contributions	2,330,095	2,158,456	8.0%
General			
Property taxes	2,749,388	2,806,904	-2.0%
Aids and payments from state and other	9,409,875	9,356,275	0.6%
Miscellaneous revenues	516,797	492,621	4.9%
Total revenues	16,089,006	15,828,919	1.6%
Expenses			
Administration	821,160	797,492	3.0%
District support services	411,259	318,236	29.2%
Regular instruction	6,013,150	5,420,576	10.9%
Vocational instruction	208,012	195,543	6.4%
Special education instruction	1,438,388	1,422,797	1.1%
Community education and services	618,713	618,954	0.0%
Instructional support services	552,057	594,010	-7.1%
Pupil support services	2,122,119	1,933,742	9.7%
Sites and buildings	2,808,908	2,913,612	-3.6%
Fiscal and other fixed-cost programs	780,454	845,360	-7.7%
Total expenses	15,774,220	15,060,322	4.7%
Change in Net Position	314,786	768,597	-59.0%
Net Position - Beginning	5,949,855	5,181,258	14.8%
Net Position - Ending	$ 6,264,641	$ 5,949,855	5.3%

*Certain prior-year amounts presented in the Statement of Activities have been reclassified to conform to the current-year presentation. These reclassifications were made to improve financial statement presentation and comparability and had no effect on previously reported total change in net position.

DRAFT

Governmental Funds

The District reports two major funds individually in the governmental fund financial statements. Those funds are the general fund and the debt service fund. Most of the discussion regarding governmental activities is equally applicable to the finances of those governmental funds. However, certain factors that are relevant to the District's current financial health are more apparent in the fund financial statements than in the government-wide financial statements.

	General Fund		Debt Service Fund	
	2026	2025	2026	2025
Total Revenues	$ 12,235,866	$ 11,953,952	$ 2,429,587	$ 2,468,810
Total Expenditures	12,194,214	11,559,377	2,401,700	2,392,500
Excess (Deficiency) of Revenues over (under) Expenditures	41,652	394,575	27,887	76,310
Other Financing Sources				
Sale of property	27,652	-	-	-
Insurance recovery	-	21,967	-	-
Lease proceeds	68,130	21,149	-	-
Net Change in Fund Balance	137,434	437,691	27,887	76,310
Fund Balance, Beginning of Year	4,647,897	4,210,206	549,910	473,600
Fund Balance, End of Year	$ 4,785,331	$ 4,647,897	$ 577,797	$ 549,910

Fund balance represents the financial standing of a governmental fund as of the end of the fiscal year from a short-term perspective.

General Fund

The General Fund includes the primary operations of the District in providing educational services to students from kindergarten through grade 12, including pupil transportation activities, buildings and grounds, and capital outlay projects.

DRAFT

The following schedule presents a summary of General Fund Revenues.

	Year Ended June 30,		Amount of Increase (Decrease)	Percent Increase (Decrease)
	2026	2025		
Local property taxes	$ 1,371,096	$ 1,361,429	$ 9,667	0.7%
Other local sources	995,229	857,027	138,202	16.1%
State sources	9,746,746	9,612,482	134,264	1.4%
Federal sources	70,540	68,319	2,221	3.3%
Miscellaneous	52,255	54,695	(2,440)	-4.5%
Total general fund revenues	$ 12,235,866	$ 11,953,952	$ 281,914	2.4%

Total General Fund revenue increased by $281,914 or 2.4% from the previous year. Basic general education revenue is determined by a state per student funding formula and consists of an equalized mix of property tax and state aid revenue. The mix of property tax and state aid can change significantly from year to year without any net change on revenue. Other local sources increased as a result of increased fundraising activity for student activities.

The following schedule presents a summary of General Fund expenditures.

	Year Ended June 30,		Amount of Increase (Decrease)	Percent Increase (Decrease)
	2026	2025		
Salaries and benefits	$ 8,466,545	$ 8,295,370	$ 171,175	2.1%
Purchased services	2,588,133	2,325,664	262,469	11.3%
Supplies and materials	898,920	799,752	99,168	12.4%
Capital expenditures	163,712	28,068	135,644	483.3%
Other expenditures	76,904	110,523	(33,619)	-30.4%
Total general fund expenditures	$ 12,194,214	$ 11,559,377	$ 634,837	5.5%

Total General Fund expenditures increased by $634,837 or 5.5% from the previous year. The increase was primarily driven by higher costs associated with students served outside of the District and contracted services for elementary substitute teachers. In addition, capital expenditures increased due to the purchase of classroom furniture and a passenger van in the current year, while the increase in supplies and materials was primarily attributable to significant textbook purchases made to support the District's curriculum.

DRAFT

Debt Service Fund

The District's inflows from property taxes may be used only to repay outstanding general obligation bonds. The increase in inflows from property taxes mentioned earlier was more than sufficient to cover debt service fund expenditures for principal and interest. The overall revenues were $2,429,587 while the overall expenditures were $2,401,700, increasing the fund balance by $27,887.

Capital Projects Fund

The Capital Projects Fund, which was reported as a major fund in the prior year, is reported as a nonmajor governmental fund in fiscal year 2026 because it no longer met the criteria for major fund reporting.

CAPITAL ASSET AND LONG-TERM FINANCING ACTIVITY

Capital Assets

By the end of fiscal year 2026, the District had invested approximately $44.3 million in a broad range of capital assets, including school buildings, athletic facilities, computer and audit-visual equipment, and school vehicles. Total depreciation/amortization expense for the year was $1,579,867. Note 5 presents the detail of the District's capital assets.

Capital Assets Governmental Activities
June 30, 2026 and 2025

	2026	2025
Land	$ 719,663	$ 719,663
Buildings and improvements	41,266,779	41,228,420
Equipment	2,210,431	2,068,212
Lease assets - buildings and improvements	4,515	4,515
Lease assets - equipment	84,765	145,245
Accumulated depreciation/amortization	(13,077,161)	(11,981,216)
Total capital assets	$ 31,208,992	$ 32,184,839

Major capital asset additions during the year included $217,500 of elementary classroom furniture and a $65,300 passenger van. Additional purchases were made for technology equipment and various building and grounds improvements.

DRAFT

Long-Term Liabilities

At year end the District had $25,084,092 of long term debt, excluding pension and OPEB liabilities. This consisted of bonded indebtedness of $21,335,000, unamortized bond premiums of $1,669,402, leases payable of $67,569, and compensated absences payable of $2,012,121. Note 7 presents the detail of the District's long-term debt. Note 6 presents the details of the District's leases. The District has $367,605 in liabilities for other postemployment benefits. See Note 8 for further information on OPEB obligations. The District has $4,667,123 in net pension liability at June 30, 2026. See Note 9 for further information on pensions.

CURRENTLY KNOWN FACTS, DECISIONS, AND CONDITIONS

The District is dependent on the State of Minnesota for its revenue authority. The state did allocate additional resources to school districts at a much greater level in the last few years than has been seen for quite some time. However, with the continuing uncertainty of funding sustainability and student enrollment, the District will continue to monitor its spending to remain fiscally responsible.

DRAFT

Independent School District No. 146
Barnesville Public Schools
Statement of Net Position
June 30, 2026

Assets	
Cash and cash equivalents	$ 7,247,292
Receivables	
Current property taxes	2,471,453
Delinquent property taxes	41,977
Accounts	11,766
Due from other governmental units	1,121,383
Interest	19,238
Prepaid items	21,314
Inventories	3,613
	10,938,036
Capital assets	
Capital assets not being depreciated/amortized	
Land	719,663
Capital assets, net of accumulated depreciation/amortization	
Buildings and improvements	29,349,721
Equipment	1,075,715
Right-to-use leased assets	63,893
Total capital assets	31,208,992
Total assets	42,147,028
Deferred Outflows of Resources	
Other postemployment benefits	89,901
Pension plans	1,206,872
Total deferred outflows of resources	1,296,773
Liabilities	
Accounts payable	72,059
Due to other governmental units	88,895
Salaries payable	764,799
Accrued interest payable	319,583
Unearned revenue	18,206
Long-term liabilities	
Due within one year - other than pensions and OPEB	3,826,365
Due in more than one year - other than pensions and OPEB	21,257,727
Due in more than one year - total OPEB liability	367,605
Due in more than one year - net pension liability	4,667,123
Total liabilities	31,382,362
Deferred Inflows of Resources	
Property taxes levied for subsequent year	3,521,901
Other postemployment benefits	142,363
Pension plans	2,132,534
Total deferred inflows of resources	5,796,798
Net Position	
Net investment in capital assets	8,137,021
Restricted for specific purposes	2,835,393
Unrestricted	(4,707,773)
Total net position	$ 6,264,641

DRAFT

Independent School District No. 146
Barnesville Public Schools
Statement of Activities
Year Ended June 30, 2026

Functions/Programs	Expenses	Program Revenues: Charges for Services	Program Revenues: Operating Grants and Contributions	Program Revenues: Capital Grants and Contributions	Net (Expense) Revenue and Changes in Net Position
Governmental Activities					
Administration	$ 821,160	$ -	$ -	$ -	$ (821,160)
District support services	411,259	-	-	-	(411,259)
Regular instruction	6,013,150	556,222	-	-	(5,456,928)
Vocational instruction	208,012	-	-	-	(208,012)
Special education instruction	1,438,388	37,110	1,310,687	-	(90,591)
Community education and services	618,713	406,743	72,320	-	(139,650)
Instructional support services	552,057	-	-	-	(552,057)
Pupil support services	2,122,119	44,593	799,047	-	(1,278,479)
Sites and buildings	2,808,908	38,183	148,041	-	(2,622,684)
Fiscal and other fixed-cost programs	780,454	-	-	-	(780,454)
Total governmental activities	$ 15,774,220	$ 1,082,851	$ 2,330,095	$ -	(12,361,274)
General Revenues					
Property taxes, levied for general purposes					1,361,833
Property taxes, levied for community education and services					66,273
Property taxes, levied for debt service					1,321,282
Aids and payments from state sources					9,298,999
Aids and payments from federal sources					70,540
County apportionment					40,336
Unrestricted investment earnings					204,012
Miscellaneous revenues					312,785
Total general revenues					12,676,060
Change in Net Position					314,786
Net Position - Beginning					5,949,855
Net Position - Ending					$ 6,264,641

DRAFT

Independent School District No. 146
Barnesville Public Schools
Governmental Funds
Balance Sheet
June 30, 2026

	General	Debt Service	Other Governmental Funds	Totals
Assets				
Cash and cash equivalents	$ 4,947,486	$ 1,024,336	$ 1,275,470	$ 7,247,292
Receivables				
Current property taxes	679,813	1,756,765	34,875	2,471,453
Delinquent property taxes	15,418	25,815	744	41,977
Accounts	11,766	-	-	11,766
Due from other governmental units	1,005,207	107,779	8,397	1,121,383
Interest	19,238	-	-	19,238
Due from other funds	48,019	-	-	48,019
Prepaid items	21,314	-	-	21,314
Inventories	-	-	3,613	3,613
Total assets	$ 6,748,261	$ 2,914,695	$ 1,323,099	$ 10,986,055
Liabilities				
Accounts payable	$ 25,785	$ -	$ 46,274	$ 72,059
Due to other governmental units	64,807	-	24,088	88,895
Salaries payable	722,567	-	42,232	764,799
Due to other funds	-	-	48,019	48,019
Unearned revenue	-	-	18,206	18,206
Total liabilities	813,159	-	178,819	991,978
Deferred Inflows of Resources				
Unavailable revenue-property taxes	10,903	18,255	526	29,684
Property taxes levied for subsequent year	1,138,868	2,318,643	64,390	3,521,901
Total deferred inflows of resources	1,149,771	2,336,898	64,916	3,551,585
Fund Balance				
Nonspendable	21,314	-	3,613	24,927
Restricted	973,668	577,797	1,576,952	3,128,417
Committed	1,000,000	-	-	1,000,000
Unassigned	2,790,349	-	(501,201)	2,289,148
Total fund balance	4,785,331	577,797	1,079,364	6,442,492
Total liabilities, deferred inflows of resources, and fund balance	$ 6,748,261	$ 2,914,695	$ 1,323,099	$ 10,986,055

DRAFT

Total Fund Balances - Governmental Funds	$ 6,442,492
Amounts Reported for Governmental Activities in the Statement of Net Position is Different Because:	
Capital assets used in governmental activities are not financial resources, and, therefore, are not reported as assets in the governmental funds.	31,208,992
Accrued interest payable for long-term liabilities are not due and payable in the current period and therefore are not reported as liabilities in the funds.	(319,583)
Delinquent property taxes are not available to pay for current period expenditures and, therefore, are reported as unavailable revenue in the funds.	29,684
Deferred outflows and inflows of resources related to pension and OPEB plans are applicable to future periods and, therefore, are not reported in the funds.	(978,124)
Long-term liabilities, including bonds payable, leases, bond premiums, compensated absences, other post-employment benefits, and pension liabilities are not due and payable in the current period and, therefore, are not reported in the funds.	(30,118,820)
Total Net Position - Governmental Activities	$ 6,264,641

DRAFT

Independent School District No. 146
Barnesville Public Schools
Statement of Revenues, Expenditures, and Changes in Fund Balances
Year Ended June 30, 2026

	General	Debt Service	Fund Previously Reported as Major	Other Governmental Funds	Totals
Revenues					
Local property tax levies	$ 1,371,096	$ 1,321,265		$ 66,272	$ 2,758,633
Other local and county sources	821,438	17		472,973	1,294,428
Investment earnings	167,260	30,515		44,420	242,195
Rental income	6,531	-		-	6,531
State sources	9,746,746	1,077,790		556,079	11,380,615
Federal sources	70,540	-		248,479	319,019
Sales and other conversion of assets	52,255	-		44,593	96,848
Total revenues	12,235,866	2,429,587		1,432,816	16,098,269
Expenditures					
Current					
Administration	821,160	-		-	821,160
District support services	368,679	-		-	368,679
Regular instruction	5,876,468	-		-	5,876,468
Vocational instruction	208,012	-		-	208,012
Special education instruction	1,433,287	-		-	1,433,287
Community education and service	-	-		598,305	598,305
Instructional support services	542,325	-		-	542,325
Pupil support services	1,294,693	-		784,828	2,079,521
Sites and buildings	1,321,577	-		-	1,321,577
Fiscal and other fixed cost programs	126,564	-		-	126,564
Debt service					
Principal	19,018	1,560,000		-	1,579,018
Interest and fees	18,719	841,700		-	860,419
Capital outlay	163,712	-		484,159	647,871
Total expenditures	12,194,214	2,401,700		1,867,292	16,463,206
Excess (Deficiency) of Revenues Over (Under) Expenditures	41,652	27,887		(434,476)	(364,937)
Other Financing Sources					
Sale of property	27,652	-		-	27,652
Lease proceeds	68,130	-		-	68,130
Total other financing sources	95,782	-		-	95,782
Net Change in Fund Balance	137,434	27,887		(434,476)	(269,155)
Fund Balance, Beginning, as Previously Reported	4,647,897	549,910	1,401,126	112,714	6,711,647
Adjustments (Note 12)	-	-	(1,401,126)	1,401,126	-
Fund Balance, Beginning, as Restated	4,647,897	549,910	-	1,513,840	6,711,647
Fund Balance, Ending	$ 4,785,331	$ 577,797	$ -	$ 1,079,364	$ 6,442,492

DRAFT

Net Change in Fund Balances - Total Governmental Funds	$	(269,155)
Amounts Reported for Governmental Activities in the Statement of Activities are Different Because:		
Capital outlays are reported as expenditures in governmental funds. However, in the statement of activities the cost of capital assets is allocated over their estimated useful lives as depreciation/amortization expense.		
Capital outlay		647,871
Depreciation/amortization expense		(1,579,867)
The net effect of the disposal of capital assets is to decrease net position.		(43,851)
Revenues in the statement of activities that do not provide current financial resources are not reported as revenues in the funds.		(9,263)
In the statement of activities, compensated absences are measured by the amounts earned during the year. In the governmental funds, however, expenditures for these items are measured by the amount of financial resources used.		(436,050)
In the statement of activities, OPEB liabilities are measured by the amounts earned during the year. In the governmental funds, however, expenditures for these items are measured by the amount of financial resources used.		(53,752)
In the statement of activities, the cost of pension benefits earned net of employee contributions is reported as pension expense. In the governmental funds, however, the contributions are reported as an expense.		360,155
The issuance of long-term debt provides current financial resources to governmental funds, while the repayment of principal of long-term debt consumes the current financial resources of governmental funds. Neither transaction, however, has any effect on net position. This amount is the net effect of these differences in the treatment of long-term debt and related items.		1,698,698
Change in Net Position of Governmental Activities	$	314,786

DRAFT

Note 1 - Summary of Significant Accounting Policies

A. Organization

Independent School District No. 146, Barnesville Public Schools, Barnesville, Minnesota ("the District") was formed and operates pursuant to applicable Minnesota laws and statutes. The District is governed by a School Board elected by voters of the District. The financial statements of the District have been prepared in conformity with accounting principles generally accepted in the United States of America as applied to governmental units. The Governmental Accounting Standards Board (GASB) is the accepted standard setting body for establishing governmental accounting and financial reporting principles.

B. Reporting Entity

The accompanying financial statements include all funds, departments, agencies, boards, commissions, and other organizations that comprise the District, along with any component units.

Component units are legally separate entities for which the District (primary government) is financially accountable, or for which the exclusion of the component unit would render the financial statements of the primary government misleading. The criteria used to determine if the primary government is financially accountable for a component unit include whether or not the primary government appoints the voting majority of the potential component unit's governing body, is able to impose its will on the potential component unit, is in a relationship of financial burden or benefit with the potential component unit, or is fiscally depended upon by the potential component unit.

Based on these criteria, there are no organizations considered to be component units of the District.

C. Government-Wide Financial Statement Presentation

The government-wide financial statements (Statement of Net Position and Statement of Activities) display information about the reporting government as a whole. These statements include all the financial activities of the District. Generally, the effect of interfund activity has been removed from the government-wide financial statements.

The Statement of Activities demonstrates the degree to which the direct expenses of a given function or segment are offset by program revenues. Direct expenses are those that are clearly identifiable with a specific function or segment. Program revenues include charges to customers or applicants who purchase, use, or directly benefit from goods, services, or privileges provided by a given function or segment and grants and contributions that are restricted to meeting the operational or capital requirements of a particular function or segment. Taxes and other internally directed revenues are reported as general revenues.

DRAFT

The government-wide financial statements are reported using the economic resources measurement focus and the accrual basis of accounting. Revenues are recorded when earned and expenses are recorded when a liability is incurred, regardless of the timing of the related cash flows. Property taxes are generally recognized as revenues in the fiscal year for which they are levied, except for amounts advance recognized in accordance with a statutory "tax shift" described later in these notes. Grants and similar items are recognized when all eligibility requirements imposed by the provider have been met.

The District applies restricted resources first when an expense is incurred for which both restricted and unrestricted resources are available. For capital assets that can be specifically identified with, or allocated to functional areas, depreciation expense is included as a direct expense in the functional areas that utilize the related capital assets.

D. Fund Financial Statement Presentation

Major individual governmental funds are reported as separate columns in the fund financial statements. Aggregated information for the remaining nonmajor governmental funds is reported in a single column in the fund financial statements.

Governmental fund financial statements are reported using the current financial resources measurement focus and the modified accrual basis of accounting. Under this basis of accounting transactions are recorded in the following manner:

Revenue Recognition – Revenue is recognized when it becomes measurable and available. "Measurable" means the amount of the transaction can be determined and "available" means collectible within the current period or soon enough thereafter to be used to pay liabilities of the current period. For this purpose, the District generally considers revenues to be available if they are collected within 60 days after year-end. Grants and similar items are recognized when all eligibility requirements imposed by the provider have been met. State revenue is recognized in the year to which it applies according to Minnesota Statutes. Federal revenue is recorded in the year in which the related expenditure is made. Proceeds of long-term debt and acquisitions under leases are reported as other financing sources.

Recording of Expenditures – Expenditures are generally recorded when a liability is incurred, as under accrual accounting. However, debt service principal and interest expenditures on general long-term debt, including lease liabilities, as well as expenditures related to compensated absences, severance, postemployment benefits, and pensions, are recognized later based on specific accounting rules applicable to each, generally when payment is due. General capital asset acquisitions, including entering into contracts giving the District the right to use leased assets, are reported as expenditures in the governmental funds. Issuance of long-term debt and financing through leases are reported as other financing sources.

DRAFT

Description of Funds

The existence of the various district funds has been established by the Minnesota Department of Education. Each fund is accounted for as an independent entity. Descriptions of the funds included in this report are as follows:

Major Governmental Funds

General Fund – The general fund is used to account for all financial resources except those required to be accounted for in another fund. It includes the general operations and pupil transportation activities of the District, as well as the capital related activities such as maintenance of facilities, equipment purchases, and health and safety projects. The District's Student Activity Funds are under board control and are reported in the general fund.

Debt Service Fund – The debt service fund is used to account for the accumulation of resources for, and payment of, general obligation bond principal, interest, and related costs.

Nonmajor Governmental Funds

Food Service Fund – The food service fund is used to account for food service revenues and expenditures.

Community Service Fund – The community service fund is used to account for services provided to residents in the areas of recreation, civic activities, nonpublic pupils, adult or early childhood programs, extended day programs, or other similar services.

Capital Projects Fund – The capital projects fund is used to account for capital projects within the District.

E. Other Significant Accounting Policies

Cash and Cash Equivalents

Cash balances for all district funds are pooled and invested to the extent available in various investment instruments as authorized by state statutes. Earnings from such investments are allocated to each of the funds based on the fund's average monthly cash and cash equivalents balance. Funds that incur a deficit balance in pooled cash and cash equivalents during the year are charged interest.

Deposits and investments consist of deposits, money market funds, petty cash, and monies deposited with the Minnesota School District Liquid Asset Fund (MSDLAF), and are stated at fair value. Fair value is the price that would be received to sell the investment in an orderly transaction at year end.

The District has an approved investment policy in place to ensure compliance with state laws relating to investments, and to guarantee that investments meet certain primary criteria.

DRAFT

Receivables

Amounts are shown net of any allowance for uncollectibles. No allowances for uncollectibles have been recorded. The only receivables not expected to be collected within one year are property taxes receivable.

Inventories

Inventories are recorded using the consumption method of accounting and consist of purchased food, supplies, and surplus commodities received from the federal government. Food and supply purchases are recorded at invoice cost, computed on a first-in, first-out method. Surplus commodities are stated at standardized costs, as determined by the U.S. Department of Agriculture.

Prepaid Items

Certain payments to vendors reflect costs applicable to future accounting periods and are recorded as prepaid items in both the government-wide and fund financial statements. The cost of prepaid items is recorded as expenses when consumed rather than purchased.

Property Taxes

The majority of district revenue is determined annually by statutory funding formulas. The total revenue allowed by these formulas is allocated between property taxes and state aids by the Legislature based on education funding priorities.

Generally, property taxes are recognized as revenue by the District in the fiscal year that begins midway through the calendar year in which the tax levy is collectible. To help balance the state budget, the Minnesota Legislature utilizes a tool referred to as the "tax shift," which periodically changes the District's recognition of property tax revenue. The tax shift advance recognizes cash collected for the subsequent year's levy as current year revenue, allowing the state to reduce the amount of aid paid to the District. The remaining portion of the taxes collectible in 2026 is recorded as deferred inflows of resources (property taxes levied for subsequent year).

Property tax levies are certified to the County Auditor in December of each year for collection from taxpayers in May and October of the following calendar year. In Minnesota, counties act as collection agents for all property taxes. The county spreads all levies over taxable property. Such taxes become a lien on property on the following January 1. The county generally remits taxes to the District at periodic intervals as they are collected. A portion of the property taxes levied is paid by the State of Minnesota through various tax credits, which are included in revenue from state sources in the financial statements.

Current property taxes receivable is the uncollected portion of the taxes levied in 2025 and collectible in 2026. This levy is offset with a deferred inflow of resources for property taxes levied for a subsequent year. Delinquent taxes receivable includes the past six years' uncollected taxes. Delinquent taxes have been offset by a deferred inflow of resources for delinquent taxes not received within 60 days after year-end in the fund financial statements.

DRAFT

Capital Assets

Capital assets are capitalized at historical cost, or estimated historical cost for assets where actual historic cost is not available. Donated capital assets are recorded at acquisition value at the date of donation. Acquisition value is the price that would have been paid to acquire an asset with equivalent service potential on the date of the donation. The District maintains a threshold level of $5,000 or more for capitalizing capital assets. The cost of normal maintenance and repairs that do not add to the value of the asset or materially extend asset lives are not capitalized.

Capital assets are recorded in the government-wide financial statements, but are not reported in the fund financial statements. Capital assets are depreciated using the straight-line method over their estimated useful lives. Since surplus assets are sold for an immaterial amount when declared as no longer needed for public school purposes by the District, no salvage value is taken into consideration for depreciation purposes. Useful lives vary from 3 to 50 years. Land is not depreciated.

The District does not possess any material amounts of infrastructure capital assets. Items such as sidewalks and other land improvements are considered to be part of the cost of buildings or other improvable property.

Right to use leased assets are recognized at the lease commencement date and represent the District's right to use an underlying asset for the lease term. Right to use leased assets are measured at the initial value of the lease liability plus any payments made to the lessor before commencement of the lease term, less any lease incentives received from the lessor at or before the commencement of the lease term, plus any initial direct costs necessary to place the lease asset into service. Right to use leased assets are amortized over the shorter of the lease term or useful life of the underlying asset using the straight-line method. The amortization period varies from 3 to 5 years.

Long-Term Obligations

In the government-wide financial statements, long-term debt and other long-term obligations are reported as liabilities in the applicable governmental activities. Bond premiums and discounts are deferred and amortized over the life of the bonds using the straight-line method.

In the fund financial statements, governmental fund types recognize bond premiums and discounts, as well as bond issuance costs, during the current period. The face amount of debt issued is reported as other financing sources. Premiums received on debt issuances are reported as other financing sources, while discounts on debt issuances are reported as other financing uses. Issuance costs, whether or not withheld from the actual debt proceeds received, are reported as debt service expenditures.

Lease liabilities represent the District's obligation to make lease payments arising from the lease. Lease liabilities are recognized at the lease commencement date based on the present value of future lease payments expected to be made during the lease term. The present value of lease payments are discounted based on a borrowing rate determined by the District.

DRAFT

Compensated Absences

The District recognizes a liability for compensated absences for leave time that (1) has been earned for services previously rendered by employees, (2) accumulates and is allowed to be carried over to subsequent years, and (3) is more likely than not to be used as time off or settled (for example paid in cash to the employee or payment to an employee flex spending account) during or upon separation from employment. Based on the criteria listed, three types of leave qualify for liability recognition for compensated absences – sick leave, severance and vacation. The liability for compensated absences is reported as incurred in the government-wide financial statements. A liability for compensated absences is recorded in the governmental funds only if the liability has matured because of employee resignations or retirements. The liability for compensated absences includes salary-related benefits, where applicable.

Sick Leave and Personal Leave

The District's policy permits employees to accumulate earned but unused sick leave and personal leave. All sick leave lapses when employees leave the District and, upon separation from service, no monetary obligation exists. However, a liability for estimated value of sick leave and personal leave that will be used by employees as time off is included in the liability for compensated absences. In some instances, unused sick leave does enter into the calculation of severance pay for some employees upon termination.

Severance

The District's administration are eligible for severance payment upon separation from employment equal to 30% of unused and accrued sick leave at the current pay rate.

Vacation

The District's policy permits substantially all full-time noncertified to accumulate earned but unused vacation benefits, which are eligible for payment at the employee's current pay rate upon separation from employment. In the fund financial statements, the expenditure for vacation pay is recognized when payment is made. In the government-wide statements, vacation expense is recognized as earned and a liability is recorded for all earned vacation pay.

Postemployment Benefits Other Than Pensions (OPEB)

Under the provisions of the various employee and union contracts, the District provides certain postemployment benefits other than pensions to eligible retirees. These OPEB obligations are funded on a pay-as-you-go basis. The total OPEB liability, deferred outflows/inflows of resources, and OPEB expense were actuarially determined in accordance with GASB Statement No. 75. Additional information can be found in Note 8.

DRAFT

Pensions

For purposes of measuring the net pension liability, deferred outflows/inflows of resources, and pension expense, information about the fiduciary net position of the Public Employees Retirement Association (PERA) and the Teachers Retirement Association (TRA) and additions to/deductions from PERA's and TRA's fiduciary net position have been determined on the same basis as they are reported by PERA and TRA. For this purpose, plan contributions are recognized as of employer payroll paid dates and benefit payments and refunds are recognized when due and payable in accordance with the benefit terms. Investments are reported at fair value.

TRA has a special funding situation created by direct aid contributions made by the State of Minnesota, City of Minneapolis and Minneapolis School District. This direct aid is a result of the Minneapolis Teachers Retirement Fund Association merger into TRA in 2006. A second direct aid source is from the State of Minnesota for the merger of the Duluth Teacher's Retirement Fund Association (DTRFA) in 2015. Additional information can be found in Note 9.

Deferred Outflows of Resources

In addition to assets, the statement of financial position will sometimes report a separate section for deferred outflows of resources. This separate financial statement element, *deferred outflows of resources*, represents a consumption of net assets that applies to a future period(s) and so will *not* be recognized as an outflow of resources (expense/ expenditure) until then.

The District has two items that qualify for reporting in this category on the government-wide statement of net position. Deferred outflows of resources related to other postemployment benefits consists of various estimate differences and contributions made to the plan subsequent to the measurement date that will be recognized as expenditures in future years. Deferred outflows of resources related to pension plans consists of various estimate differences and contributions made to the plan subsequent to the measurement date that will be recognized as expenses in future years.

Deferred Inflows of Resources

In addition to liabilities, the statement of financial position will sometimes report a separate section for deferred inflows of resources. This separate financial statement element, *deferred inflows of resources*, represents an acquisition of net assets that applies to a future period(s) and so will *not* be recognized as an inflow of resources (revenue) until that time.

DRAFT

The District has three types of items that qualify for reporting in this category. The first item, unavailable revenue from property taxes, arises under a modified accrual basis of accounting and is reported only in the Governmental Funds Balance Sheet. Delinquent property taxes not collected within 60 days of year-end are deferred and recognized as an inflow of resources in the governmental funds in the period the amounts become available. The second item is property taxes levied for subsequent years, which represent property taxes received or reported as a receivable before the period for which the taxes are levied, and is reported as a deferred inflow of resources in both the government-wide statement of net position and the governmental funds balance sheet. Property taxes levied for subsequent years are deferred and recognized as an inflow of resources in the government-wide financial statements in the year for which they are levied and in the governmental fund financial statements during the year for which they are levied, if available. The third item is deferred inflows related to pension and other postemployment benefits plans as a result of various estimate differences that will be recognized as expenses in future years, reported in the government-wide statement of net position.

Net Position

Net position represents the difference between (a) assets and deferred outflows of resources and (b) liabilities and deferred inflows of resources in the District's government-wide financial statements. Net investment in capital assets consists of capital assets, net of accumulated depreciation/amortization, reduced by the outstanding balances of any long-term debt attributable to the acquisition, construction, or improvement of those assets. Restricted net position consists of restricted assets reduced by liabilities and deferred inflows of resources related to those assets. Unrestricted net position is the net amount of assets, deferred outflows of resources, liabilities, and deferred inflows of resources that are not included in the determination of net investment in capital assets or the restricted component of net position.

Sometimes the District will fund outlays for a particular purpose from both restricted (e.g., restricted bond or grant proceeds) and unrestricted resources. In order to calculate the amounts to report as restricted net position and unrestricted net position in the government-wide and proprietary fund financial statements, a flow assumption must be made about the order in which the resources are considered to be applied. It is the District's policy to consider restricted net position to have been depleted before unrestricted net position is applied.

Fund Balance

In governmental fund types, the difference between assets and deferred outflows of resources less liabilities and deferred inflows of resources is called "fund balance." The District's governmental funds report the following categories of fund balance, based on the nature of any limitations requiring the use of resources for specific purposes.

- Nonspendable fund balance amounts are comprised of funds that cannot be spent because they are either not in spendable form or are legally or contractually required to be maintained intact. They include items that are inherently unspendable, such as, but not limited to, inventories, prepaid items, long-term receivables, non-financial assets held for resale, or the permanent principal of endowment funds.

- Restricted fund balance amounts are comprised of funds that have legally enforceable constraints placed on their use that either are externally imposed by resource providers or creditors (such as through debt covenants), grantors, contributors, voters, or laws or regulations of other governments, or are imposed by law through constitutional provisions or enabling legislation.

- Committed fund balance amounts are comprised of unrestricted funds used for specific purposes pursuant to constraints imposed by formal action of the school board and that remain binding unless removed by the school board by subsequent formal action. The formal action to commit a fund balance must occur prior to fiscal year end; however, the specific amounts actually committed can be determined in the subsequent fiscal year. A majority vote of the school board is required to commit a fund balance to a specific purpose and subsequently to remove or change any constraint so adopted by the board. A committed fund balance cannot be a negative number.

- Assigned fund balance amounts are comprised of unrestricted funds constrained by the school district's intent that they be used for specific purposes, but that do not meet the criteria to be classified as restricted or committed. In funds other than the general fund, the assigned fund balance represents the remaining amount that is not restricted or committed. The assigned fund balance category will cover the portion of a fund balance that reflects the school district's intended use of those resources. The action to assign a fund balance may be taken after the end of the fiscal year. An appropriation of an existing fund balance to eliminate a projected budgetary deficit in the subsequent year's budget in an amount no greater than the projected excess of expected expenditures over expected revenues satisfies the criteria to be classified as an assignment of fund balance. The school board, by majority vote, may assign fund balances to be used for specific purposes when appropriate. The board also delegates the power to assign fund balances to the following: the Superintendent of Schools and the Finance Officer. Assignments so made shall be reported to the school board on a monthly basis, either separately or as part of ongoing reporting by the assigning party if other than the school board. An assigned fund balance cannot be a negative number.

- Unassigned fund balance amounts are the residual amounts in the general fund not reported in any other classification. Unassigned amounts in the general fund are technically available for expenditure for any purpose. The general fund is the only fund that can report a positive unassigned fund balance. Other funds would report a negative unassigned fund balance should the total of nonspendable, restricted, and committed fund balances exceed the total net resources of that fund.

If resources from more than one fund balance classification could be spent, the school district will strive to spend resources from fund balance classifications in the following order (first to last): restricted, committed, assigned, and unassigned. The school district will strive to maintain an unassigned general fund balance of 13% of the annual general fund operating expenditures.

DRAFT

Risk Management

The District is exposed to various risks of loss related to torts: theft of, damage to, and destruction of assets; errors and omissions; natural disasters; and workers' compensation for which the District carries commercial insurance. Settled claims have not exceeded this commercial coverage in any of the past three fiscal years. There were no significant reductions in the District's insurance coverage in fiscal year 2026.

Estimates

The preparation of financial statements in conformity with accounting principles generally accepted in the United States of America requires management to make estimates and assumptions that affect the reported amounts of assets and liabilities and disclosure of contingent assets and liabilities at the date of the financial statements and the reported amounts of revenues and expenses during the reporting period. Actual results could differ from those estimates.

Adoption of New Accounting Standards

As of July 1, 2025, the District adopted Governmental Accounting Standards Board (GASB) Statement No. 103, *Financial Reporting Model Improvements*. This Statement enhances the clarity and consistency of financial reporting requirements related to the following areas: 1) Management's discussion and analysis 2) Proprietary fund reporting 3) Unusual or infrequent items and 4) Budgetary comparison schedules. The District has incorporated all required presentation and disclosure changes resulting from the adoption of GASB Statement No. 103 into the accompanying financial statements and required supplementary information.

As of July 1, 2025, the District adopted GASB Statement No. 104, *Disclosure of Certain Capital Assets*. The implementation of this standard establishes requirements for certain types of capital assets to be disclosed separately in the capital assets note disclosures and establishes requirements for capital assets held for sale, including additional disclosures for those capital assets. There was not a significant effect on the District's financial statements as a result of the implementation of this standard.

Note 2 - Stewardship, Compliance, and Accountability

Deficit Fund Balance

At June 30, 2026, the Community Service Fund had a deficit fund balance of $124,651. The deficit will be eliminated in the following year through a transfer from the General Fund.

DRAFT

Note 3 - Deposits and Investments

Deposits

In accordance with applicable Minnesota Statutes, the District maintains deposits at depository banks authorized by the District's School Board. All such depositories are members of the Federal Reserve System.

The following is considered the most significant risk associated with deposits:

Custodial Credit Risk – In the case of deposits, this is the risk that in the event of a bank failure, the District's deposits may be lost.

Minnesota Statutes require that all deposits be protected by federal deposit insurance, corporate surety bond, or collateral. The market value of collateral pledged must equal 110% of the deposits not covered by federal deposit insurance or corporate surety bonds. Authorized collateral includes treasury bills, notes, and bonds; issues of U.S. government agencies; general obligations rated "A" or better; revenue obligations rated "AA" or better; irrevocable standard letters of credit issued by the Federal Home Loan Bank; and certificates of deposit. Minnesota Statutes require that securities pledged as collateral be held in safekeeping in a restricted account at the Federal Reserve Bank or in an account at a trust department of a commercial bank or other financial institution that is not owned or controlled by the financial institution furnishing the collateral.

At June 30, 2026, all deposits were insured or collateralized by securities held by the District's agent in the District's name.

Concentration of Credit Risk – The District maintains its cash in bank deposit accounts which exceed federally insured limits. Accounts are guaranteed by the Federal Deposit Insurance Corporation (FDIC) up to $250,000 per depositor, per insured bank, for each account ownership category. At June 30, 2026, the District had approximately $1.6 million in excess of FDIC insured limits.

Investments

The following are considered the most significant risks associated with investments:

Credit Risk - Investments – Minnesota Statutes authorize the District to invest in obligations of the U.S. Treasury, agencies and instrumentalities, bankers' acceptances, certain repurchase agreements and commercial paper rated A-1 by Standard & Poor's Corporation or P-1 by Moody's Commercial Paper Record.

Custodial Credit Risk - Investments – The investment in the Minnesota School District Liquid Asset Fund is not subject to the credit risk classifications as noted in paragraph 9 of GASB Statement No. 40.

DRAFT

Interest Rate Risk - Investments – The District does not have a formal policy that limits investment maturities.

The District categorizes its fair value measurements within the fair value hierarchy established by generally accepted accounting principles. The hierarchy is based on the valuation inputs used to measure the fair value of the asset. Level 1 inputs are quoted prices in active markets for identical assets; Level 2 inputs are significant other observable inputs; Level 3 inputs are significant unobservable inputs.

The following table presents the District's deposit and investment balances at June 30, 2026:

		Investment Maturities (in Years)		
Type	Fair Value	N/A	< 1	1 - 5
Cash and Cash Equivalents				
Minnesota School District Liquid Asset Fund	$ 4,670,262	$ 4,670,262	$ -	$ -
Deposits	1,671,462	1,671,462	-	-
Money market	905,268	905,268	-	-
Petty cash	300	300	-	-
	$ 7,247,292	$ 7,247,292	$ -	$ -

The Minnesota School District Liquid Asset Fund is an external investment pool not registered with the Securities and Exchange Commission (SEC) that follows the same regulatory rules of the SEC under rule 2a7. The fair value of the position in the pool is the same as the value of the pool's shares.

Note 4 - Due from Other Governmental Units

Amounts receivable from other governments as of June 30, 2026, include:

Fund	Federal	State	Total
Major Funds			
General	$ 18,627	$ 986,580	$ 1,005,207
Debt service	-	107,779	107,779
Non-major Funds	1,125	7,272	8,397
	$ 19,752	$ 1,101,631	$ 1,121,383

DRAFT

Note 5 - Capital Assets

Capital asset activity for the year ended June 30, 2026 is as follows:

	Balance July 1, 2025	Additions	Deletions	Balance June 30, 2026
Capital Assets Not Being Depreciated				
Land	$ 719,663	$ -	$ -	$ 719,663
Capital Assets Being Depreciated/Amortized				
Buildings and improvements	41,228,420	38,359	-	41,266,779
Equipment	2,068,212	541,382	399,163	2,210,431
Lease assets - buildings and improvements	4,515	-	-	4,515
Lease assets - equipment	145,245	68,130	128,610	84,765
Total capital assets being depreciated/amortized	43,446,392	647,871	527,773	43,566,490
Less Accumulated Depreciation/Amortization for				
Buildings and improvements	10,453,330	1,463,728	-	11,917,058
Equipment	1,394,297	95,731	355,312	1,134,716
Lease assets - buildings and improvements	903	-	-	903
Lease assets - equipment	132,686	20,408	128,610	24,484
Total accumulated depreciation/amortization	11,981,216	1,579,867	483,922	13,077,161
Net capital assets, depreciated/amortized	31,465,176	(931,996)	43,851	30,489,329
Total capital assets, net	$ 32,184,839	$ (931,996)	$ 43,851	$ 31,208,992

Depreciation/amortization expense for the year ended June 30, 2026, was charged to the following functions/programs:

Regular instruction	$ 22,070
Special education instruction	2,975
Instructional support services	1,954
Pupil support services	33,164
Sites and buildings	1,519,704
Total depreciation/amortization expense	$ 1,579,867

Note 6 - Leases Payable

The District has entered into lease agreements as lessee for the use of athletic practice space and technology equipment. The District is required to make principal and interest payments through July 2030. The leases were valued using an interest rate of 2.19-3.5%. For leases with no stated interest rate, the District utilized its average borrowing rate at inception of the lease.

DRAFT

The future principal and interest lease payments as of June 30, 2026 were as follows:

Years Ending June 30,	Principal	Interest
2027	$ 17,559	$ 1,453
2028	18,005	1,008
2029	16,633	559
2030	14,177	195
2031	1,195	2
	$ 67,569	$ 3,217

Note 7 - Long-Term Liabilities

Changes in long-term liabilities during the year ended June 30, 2026 are as follows:

	Balance July 1, 2025	Additions	Deletions	Balance June 30, 2026	Due Within One Year
Bonds payable	$ 22,895,000	$ -	$ 1,560,000	$ 21,335,000	$ 1,640,000
Unamortized bond premium	1,826,087	-	156,685	1,669,402	156,685
Leases	18,457	68,130	19,018	67,569	17,559
Compensated absences*	1,576,071	436,050	-	2,012,121	2,012,121
	$ 26,315,615	$ 504,180	$ 1,735,703	$ 25,084,092	$ 3,826,365

*Change in compensated absences is presented as the net change for the year.

Bonds Payable

Following is a summary of bonds payable as of June 30, 2026:

Bond Description	Final Maturity	Interest Rate	Original Principal	Outstanding Balance
General Obligation Facilities Maintenance Bonds, Series 2018A	2028	3.00%	$ 1,565,000	$ 345,000
General Obligation School Building Bonds, Series 2019A	2040	3.00%-5.00%	25,285,000	19,205,000
General Obligation School Building Bonds, Series 2023A	2030	5.00%	2,265,000	1,785,000
				$ 21,335,000

The bonds are general obligations of the District for which the full faith and credit and unlimited taxing powers of the district are pledged. Bond principal and interest payments are made by the debt service fund.

DRAFT

Remaining principal and interest payments on bonds are as follows:

Years Ending June 30,	Bonds Payable Principal	Bonds Payable Interest
2027	$ 1,640,000	$ 767,000
2028	1,715,000	688,400
2029	1,615,000	606,150
2030	1,700,000	525,400
2031	1,265,000	452,600
2032-2036	7,005,000	1,602,000
2037-2040	6,395,000	486,600
	$ 21,335,000	$ 5,128,150

Leases Payable

Leases payable consists of long-term leases as described in Note 6. Principal and interest payments are made by the general fund.

Compensated Absences Payable

Compensated absences payable consists of estimated future use of sick leave and accumulated severance and vacation benefits as discussed in Note 1.

Note 8 - Other Post-Employment Benefits

A. Plan Description

The Barnesville Public Schools Group Insurance Plan is a single employer defined benefit OPEB plan. All employees are allowed upon meeting the eligibility requirements under Minn. Stat. 471.61 subd, 2b, to participate in the District's health insurance plan after retirement. This plan covers active and retired employees who have reached age 55 with at least 3 years of service. Benefit provisions are established through negotiations between the District and the union representing District employees and are renegotiated at the end of each contract period. Medical coverage is administered by Medica. In as much as the Plan has no assets, reporting another employee benefit trust fund in the accompanying financial statements is not required nor was a separate or stand-alone report issued.

B. Benefits Provided

The contract groups have access to other post-retirement benefits of blended medical premiums of $866 for single and $2,172 for family coverage. The implicit rate subsidy is only until Medicare eligibility. There are no subsidized post-employment medical, dental, or life insurance benefits.

DRAFT

C. Employees Covered by Benefit Terms

At the valuation date of July 1, 2025, the following employees were covered by the benefit terms:

Inactive employees or beneficiaries currently receiving benefit payments	6
Inactive employees entitled to but not yet receiving benefit payments	-
Active employees	82
	88

D. Total OPEB Liability

The District's total OPEB liability of $367,605 was measured as of July 1, 2025, and was determined by an actuarial valuation of July 1, 2025.

E. Actuarial Assumptions

The total OPEB liability in the July 1, 2025, actuarial valuation was determined using the following actuarial assumptions and other inputs, applied to all periods included in the measurement, unless otherwise specified:

Inflation	2.50 percent
Salary increases	Service graded table
Discount rate	4.90 percent
Healthcare cost trend rates	6.50 percent, grading to 5.00 percent over 6 years, and then to 4.00 percent over the next 48 years
Retiree plan participation	
Pre-65 subsidy available	N/A
Pre-65 subsidy not available	
Non-certified and MSEA	10%
All others	50%
Percent of married retirees electing spouse coverage	
Spouse subsidy available	N/A
Spouse subsidy not available	25%

Since the plan is not funded by an irrevocable trust, the discount rate is equal to the 20-Year Municipal Bond Yield.

Mortality rates were based on the Pub-2016 Public Retirement Plans Headcount-Weighted Mortality Tables (General, Teachers) with MP-2021 Generational Improvement Scale.

DRAFT

The actuarial assumptions used in the July 1, 2025, valuation were based on inputs from a variety of published sources of historical and projected future financial data. Salary increase, retirement, and withdrawal rates for teachers, principals and the superintendent are based on the Teacher Retirement Association of Minnesota actuarial experience study for the period July 1, 2014 through June 30, 2018 and a study of economic assumptions dated November 2017. The rates for other employees are based on the Public Employees Retirement Association of Minnesota most recent six-year experience study for the General Employees Plan completed in 2013 and a review of the inflation assumption.

Since the previous valuation dated July 1, 2023, the following changes have been made:

Actuarial assumptions:

- The health care trend rates were changed to better anticipate short and long-term medical increases.
- The mortality tables were updated from the Pub-2010 Public Retirement Plans Headcount-Weighted Mortality Tables (General, Teachers) with MP-2021 Generational Improvement Scale to the Pub-2016 Public Retirement Plans Headcount-Weighted Mortality Tables (General, Teachers) with MP-2021 Generational Improvement Scale.
- The salary increase rates for non-teachers were updated to reflect the latest experience study.
- The discount rate was changed from 3.90% to 4.90%.

Plan Provisions

- One retired Teacher is receiving an Early Retirement Incentive of $10,000 every year paid to a post-retirement Health Care Savings Plan, paid every July 15th for 8 years with the final payment on July 15, 2031.

F. Changes in the Total OPEB Liability

Balance at June 30, 2025	$	450,667
Changes from the Prior Year:		
Service cost		18,351
Interest cost		17,705
Assumption changes		(10,972)
Plan changes		58,883
Difference between expected and actual experience		(136,650)
Benefit payments		(30,379)
Total Net Changes		(83,062)
Balance at June 30, 2026	$	367,605

The measurement date of the OPEB liability was July 1, 2025; the date of the actuarial valuation on which the total OPEB liability is based was July 1, 2025.

DRAFT

G. Sensitivity of the Total OPEB Liability to Changes in Discount Rate and the Healthcare Cost Trend Rates

The following presents the total OPEB liability of the District, as well as what the District's total OPEB liability would be if it were calculated using a discount rate of one percentage point lower and one percentage point higher than the current discount rate:

	1% Decrease in Discount Rate	Discount Rate	1% Increase in Discount Rate
Discount rate	3.90%	4.90%	5.90%
Total OPEB liability	$ 387,139	$ 367,605	$ 348,820

The following presents the total OPEB liability of the District, as well as what the District's total OPEB liability would be if it were calculated using a healthcare cost trend of one percentage point lower and one percentage point higher than the current healthcare cost trend rates:

	1% Decrease in Healthcare Trend Rate	Selected Healthcare Trend Rate	1% Increase in Healthcare Trend Rate
Medical trend rate	5.50%, decreasing to 4.00% over 6 years then to 3.00% over the next 48 years	6.50%, decreasing to 5.00% over 6 years then to 4.00% over the next 48 years	7.50%, decreasing to 6.00% over 6 years then to 5.00% over the next 48 years
Total OPEB liability	$ 341,231	$ 367,605	$ 398,152

H. OPEB Expense and Deferred Outflows and Inflows of Resources Related to OPEB

For the year ended June 30, 2026, the District recognized OPEB expense of $85,454. At June 30, 2026, the District reported deferred outflows and inflows of resources related to OPEB from the following sources:

	Deferred Outflows of Resources	Deferred Inflows of Resources
Liability losses/gains	$ 50,294	$ 113,875
Assumption changes	7,905	28,488
Employer contributions made after the measurement date	31,702	-
	$ 89,901	$ 142,363

The $31,702 reported as deferred outflows of resources related to OPEB resulting from the District's contributions subsequent to the measurement date will be recognized as a reduction of the total OPEB liability in the year ended June 30, 2027.

DRAFT

Other amounts reported as deferred outflows of resources and deferred inflows of resources related to OPEB will be recognized in OPEB expenses as follows:

Years Ended June 30,	(Reduction of) OPEB Expense
2027	$ (8,543)
2028	(8,544)
2029	(17,871)
2030	(24,604)
2031	(24,602)

Note 9 - Defined Benefit Pension Plans

Substantially all employees of the District are required by state law to belong to defined benefit, multi-employer, cost-sharing pension plans administered by the Public Employees' Retirement Association (PERA) or the Teachers' Retirement Association (TRA), both of which are administered on a state-wide basis.

For the year ended June 30, 2026, the District reported its proportionate share of deferred outflows of resources, net pension liabilities, deferred inflows of resources, and pension expense for each of the plans as follows:

	Deferred Outflows of Resources	Net Pension Liability	Deferred Inflows of Resources	Pension Expense
PERA	$ 244,335	$ 677,760	$ 533,094	$ (22,407)
TRA	962,537	3,989,363	1,599,440	296,025
Total all plans	$ 1,206,872	$ 4,667,123	$ 2,132,534	$ 273,618

Disclosures relating to these plans are as follows:

Public Employees Retirement Association (PERA)

A. Plan Descriptions

The District participates in the General Employees Retirement Plan, a cost-sharing multiple-employer defined benefit pension plan administered by the Public Employees Retirement Association of Minnesota (PERA). Plan provisions are established and administered according to Minnesota Statutes chapters 353, 353D, 353E, 353G, and 356. Minnesota Statutes chapter 356 defines each plan's financial reporting requirements. PERA's defined benefit pension plans are tax qualified plans under Section 401(a) of the Internal Revenue Code.

DRAFT

Membership in the General Plan includes employees of counties, cities, townships, schools in non-certified positions, and other governmental entities whose revenues are derived from taxation, fees, or assessments. Plan membership is required for any employee who is expected to earn more than $425 in a month, unless the employee meets exclusion criteria.

B. Benefits Provided

PERA provides retirement, disability, and death benefits. Benefit provisions are established by state statute and can only be modified by the state Legislature. Vested, terminated employees who are entitled to benefits, but are not receiving them yet, are bound by the provisions in effect at the time they last terminated their public service. When a member is "vested," they have earned enough service credit to receive a lifetime monthly benefit after leaving public service and reaching an eligible retirement age. Members who retire at or over their Social Security full retirement age with at least one year of service qualify for a retirement benefit.

General Employees Plan requires three years of service to vest. Benefits are based on a member's highest average salary for any five successive years of allowable service, age, and years of credit at termination of service. Two methods are used to compute benefits for General Plan members. Members hired prior to July 1, 1989, receive the higher of the Step or Level formulas. Only the Level formula is used for members hired after June 30, 1989. Under the Step formula, General Plan members receive 1.2% of the highest average salary for each of the first 10 years of service and 1.7% for each additional year. Under the Level formula, General Plan members receive 1.7% of highest average salary for all years of service. For members hired prior to July 1, 1989 a full retirement benefit is available when age plus years of service equal 90 and normal retirement age is 65. Members can receive a reduced retirement benefit as early as age 55 if they have three or more years of service. Early retirement benefits are reduced by .25% for each month under age 65. Members with 30 or more years of service can retire at any age with a reduction of .25% for each month the member is younger than age 62. The Level formula allows General Plan members to receive a full retirement benefit at age 65 if they were first hired before July 1, 1989 or at age 66 if they were hired on or after July 1, 1989. Early retirement begins at age 55 with an actuarial reduction applied to the benefit.

Benefit increases are provided to benefit recipients each January. The postretirement increase is equal to 50% of the cost-of-living adjustment (COLA) announced by the SSA, with a minimum increase of at least 1% and a maximum of 1.5%. The 2025 annual increase was 1.25%. Recipients that have been receiving the annuity or benefit for at least a full year as of the June 30 before the effective date of the increase will receive the full increase. Recipients receiving the annuity or benefit for at least one month but less than a full year as of the June 30 before the effective date of the increase will receive a prorated increase.

DRAFT

C. Contribution Rate

Minnesota Statutes Chapter 353, 353E, 353G, and 356 sets the rates for employer and employee contributions. Contribution rates can only be modified by the state Legislature.

General Plan members were required to contribute 6.50 percent of their annual covered salary in fiscal year 2026 and the District was required to contribute 7.50 percent for General Plan members. The District's contributions to the General Employees Fund for the year ended June 30, 2026, were $138,904. T The District's contributions were equal to the required contributions as set by state statute.

D. Pension Costs

At June 30, 2026, the District reported a liability of $677,760 for its proportionate share of the General Employees Fund's net pension liability. The District's net pension liability reflected a reduction due to the State of Minnesota's contribution of $16 million. The State of Minnesota is considered a non-employer contributing entity and the state's contribution meets the definition of a special funding situation. The State of Minnesota's proportionate share of the net pension liability associated with the District totaled $16,350.

District's proportionate share of net pension liability	$	677,760
State of Minnesota's proportionate share of the net pension liability associated with the District		16,350
Total	$	694,110

The net pension liability was measured as of June 30, 2025, and the total pension liability used to calculate the net pension liability was determined by an actuarial valuation as of that date. The District's proportion of the net pension liability was based on the District's contributions received by PERA during the measurement period for employer payroll paid dates from July 1, 2024, through June 30, 2025, relative to the total employer contributions received from all of PERA's participating employers. The District's proportionate share was 0.0205 percent at the end of the measurement period and 0.0222 percent for the beginning of the period.

For the year ended June 30, 2026, the District recognized a reduction of pension expense of $22,407 for its proportionate share of the General Employees Plan's pension expense. In addition, the District recognized $2,508 as a reduction of pension expense (and grant revenue) for its proportionate share of the State of Minnesota's contribution of $16 million to the General Employees Fund.

DRAFT

At June 30, 2026 the District reported its proportionate share of the General Employees Plan's deferred outflows of resources and deferred inflows of resources related to pensions from the following sources:

	Deferred Outflows of Resources	Deferred Inflows of Resources
Differences between expected and actual economic experience	$ 64,576	$ -
Changes in actuarial assumptions	16,330	155,950
Net difference between projected and actual earnings on pension plan investments	-	269,687
Changes in proportion	24,525	107,457
Contributions paid to PERA subsequent to the measurement date	138,904	-
Total	$ 244,335	$ 533,094

The $138,904 reported as deferred outflows of resources related to pensions resulting from District contributions subsequent to the measurement date will be recognized as a reduction of the net pension liability in the year ended June 30, 2027. Other amounts reported as deferred outflows and deferred inflows of resources related to pensions will be recognized in pension expense as follows:

Years Ended June 30,	(Reduction of) Pension Expense
2027	$ (92,773)
2028	(168,810)
2029	(117,904)
2030	(48,176)

DRAFT

E. Long-Term Expected Return on Investment

The State Board of Investment, which manages the investments of PERA, prepares an analysis of the reasonableness on a regular basis of the long-term expected rate of return using a building-block method in which best-estimate ranges of expected future rates of return are developed for each major asset class. These ranges are combined to produce an expected long-term rate of return by weighting the expected future rates of return by the target asset allocation percentages. The target allocation and best estimates of geometric real rates of return for each major asset class are summarized in the following table:

Asset Class	Target Allocations	Long-Term Expected Real Rate of Return
Domestic Equity	33.5%	5.10%
International Equity	16.5%	5.30%
Private Markets	25.0%	5.90%
Fixed Income and Cash	25.0%	0.75%
Total	**100.0%**	

F. Actuarial Methods and Assumptions

The total pension liability for the cost-sharing defined benefit plan was determined by an actuarial valuation as of June 30, 2025, using the entry age normal actuarial cost method. The long-term rate of return on pension plan investments used to determine the total liability is 7 percent. The 7 percent assumption is based on a review of inflation and investment return assumptions from a number of national investment consulting firms. The review provided a range of investment return rates considered reasonable by the actuary. An investment return of 7 percent is within that range.

Inflation is assumed to be 2.25 percent for the General Employees Plan. Benefit increases after retirement are assumed to be 1.50 percent for the General Employees Plan.

Salary growth assumptions in the General Employees Plan range in annual increments from 11.5 percent after one year of service to 3.0 percent after 27 years of service.

Mortality rates for the General Employees Plan are based on the Pub-2010 General Employee Mortality Table. The table is adjusted slightly to fit PERA's experience.

Actuarial assumptions for the General Employees Plan are reviewed every four years. The General Employees Plan was last reviewed in 2022. The assumption changes were adopted by the board and became effective with the July 1, 2023 actuarial valuation.

DRAFT

The following changes in actuarial assumptions and plan provisions occurred in 2025:

Changes in Actuarial Assumptions:

- The combined service annuity loading factors increased from 15% to 19% for vested terminated members and from 3% to 44% for non-vested, terminated members.
- The assumed post-retirement benefit increase changed from 1.25% to 1.5%.

Changes in Plan Provisions:

- The post-retirement benefit increase formula changed to 100% of the Social Security annual increase, between 1% and 1.75% , beginning January 1, 2026. If the funded ratio (on a market value of assets basis) is less than 85% for the last two consecutive annual valuations or is less than 80% in the most recent actuarial valuation, the maximum is reduced to 1.5%. Previously, the benefit increase was 50% of the Social Security annual increase, between 1% and 1.5%.
- The 1% additional employer contribution is eliminated when the plan reaches 98% funded status (on an actuarial value of assets basis); this contribution was previously scheduled to stop when the plan reached 100% funded status.

G. Discount Rate

The discount rate used to measure the total pension liability in 2025 was 7.0 percent. The projection of cash flows used to determine the discount rate assumed that contributions from plan members and employers will be made at rates set in Minnesota Statutes. Based on these assumptions, the fiduciary net position of the General Employees Fund was projected to be available to make all projected future benefit payments of current plan members. The long-term expected rate of return on pension plan investments was applied to all periods of projected benefit payments to determine the total pension liability.

H. Pension Liability Sensitivity

The following presents the District's proportionate share of the net pension liability for the plan it participates in, calculated using the discount rate disclosed in the preceding paragraph, as well as what the District's proportionate share of the net pension liability would be if it were calculated using a discount rate one percentage point lower or one percentage point higher than the current discount rate:

Sensitivity Analysis
Net Pension Liability (Asset) at Different Discount Rates

	General Employees Fund		
1% Lower	6.00%	$	1,646,173
Current Discount Rate	7.00%	$	677,760
1% Higher	8.00%	$	(107,841)

DRAFT

I. Pension Plan Fiduciary Net Position

Detailed information about the pension plan's fiduciary net position is available in a separately-issued PERA financial report that includes financial statements and required supplementary information. That report may be obtained on the Internet at www.mnpera.org.

Teachers Retirement Association (TRA)

A. Plan Descriptions

The Teachers Retirement Association (TRA) is an administrator of a multiple employer, cost-sharing, defined benefit retirement fund. TRA administers a Basic Plan (without Social Security coverage) and a Coordinated Plan (with Social Security coverage) in accordance with Minnesota Statutes, Chapters 354 and 356. TRA is a separate statutory entity and administered by a Board of Trustees. The Board consists of four active members, one retired member, and three statutory officials.

Educators employed in Minnesota's public elementary and secondary school, charter schools, and certain other TRA-covered educational institutions maintained by the state are required to be TRA members (except those employed by St. Paul schools or Minnesota State Colleges and Universities). Educators first hired by Minnesota State may elect either TRA coverage within one year of eligible employment or elect coverage through the Defined Contribution Retirement Plan (DCR) administered by Minnesota State. A teacher employed by Minnesota State and electing DCR plan is not a member of TRA except for purposes of social security coverage.

B. Benefits Provided

TRA provides retirement benefits as well as disability benefits to members, and benefits to survivors upon death of eligible members. Benefits are established by Minnesota Statute and vest after three years of service credit. The defined retirement benefits are based on a member's highest average salary for any consecutive 60 months of formula service, age and years of formula service credit at termination of service. TRA members belong to either the Basic or Coordinated Plan.

Two methods are used to compute benefits for TRA's Coordinated and Basic Plan members. Members first employed before July 1, 1989, receive the greater of the Tier I or Tier II benefits as described.

Tier I Benefits

Tier 1	Step Rate Formula	Percentage
Basic	First ten years of service	2.2% per year
	All years after	2.7% per year
Coordinated	First ten years if service years are up to July 1, 2006	1.2% per year
	First ten years if service years are July 1, 2006 or after	1.4% per year
	All other years of service if service years are up to July 1, 2006	1.7% per year
	All other years of service if service years are July 1, 2006 or after	1.9% per year

With these provisions:

a.) Normal retirement age is 65 with less than 30 years of allowable service and age 60 with 30 or more years of allowable service.
b.) 3 percent per year early retirement reduction factor for all years under normal retirement age.
c.) Unreduced benefits for early retirement under a Rule-of-90 (age plus allowable service equals 90 or more).

or

For years of service prior to July 1, 2006, a level formula of 1.7% per year for coordinated members and 2.7% per year for basic members is applied. For years of service July 1, 2006 and after, a level formula of 1.9% per year for coordinated members and 2.7% per year for Basic members applies. An early retirement reduction is applied to members retiring prior to age 65. Beginning June 30, 2025, new reduction factors will apply, including special factors for members retiring at age 60 or later with at least 30 years of service.

Tier II Benefits

Members first employed after June 30, 1989, receive only the Tier II benefit calculation with a normal retirement age that is their retirement age for full Social Security retirement benefits, but not to exceed age 65 effective July 1, 2024. An early retirement reduction is applied to members retiring before age 65. Beginning June 30, 2025, new reduction factors will apply, including special factors for members retiring at age 60 or later with at least 30 years of service.

Six different types of annuities are available to members upon retirement. The No Refund Plan is a lifetime annuity that ceases upon the death of the retiree – no survivor annuity is payable. A retiring member may also choose to provide survivor benefits to a designated beneficiary(ies) by selecting one of the five plans that have survivorship features. Vested members may also leave their contributions in the TRA Fund upon termination of service in order to qualify for a deferred annuity at retirement age. Any member terminating service is eligible for a refund of their employee contributions plus interest. The benefit provisions stated apply to active plan participants. Vested, terminated employees who are entitled to benefits but not yet receiving them are bound by the plan provisions in effect at the time they last terminated their public service.

C. Contribution Rate

Per Minnesota Statutes, Chapter 354 sets the contribution rates for employees and employers. Rates for the fiscal year 2026 for coordinated were 8.00% for the employee and 9.81% for the employer. Basic rates were 11.50% for the employee and 13.81% for the employer. The District's contributions to TRA for the plan's fiscal year ended June 30, 2026, were $485,482. The District's contributions were equal to the required contributions for each year as set by state statute.

DRAFT

D. Actuarial Assumptions

The total pension liability in the July 1, 2025, actuarial valuation was determined using the following actuarial assumptions, applied to all periods included in the measurement.

Key Methods and Assumptions Used in Valuation of Total Pension Liability	
Actuarial Information	
Experience Study	August 2, 2023 (demographic and economic assumptions)*
Actuarial Cost Method	Entry Age Normal
Actuarial Assumptions:	
Investment rate of return	7.00%
Price inflation	2.50%
Wage growth rate	2.85% before July 1, 2028, and 3.25% after June 30, 2028
Projected salary increase	2.85% to 8.85% before July 1, 2028, and 3.25% to 9.25% after June 30, 2028
Cost of living adjustment	1.0% for January 2019 through January 2023, then increasing by 0.1% each year up to 1.5% annually
Mortality Assumptions	
Pre-retirement	PubT-2010 (A) Employee Mortality Table, male rates set forward 1 year and female rates unadjusted. Generational projection uses the MP-2021 scale.
Health Retirees	PubT-2010(A) Employee Mortality Table, male rates set forward 1 year and female rates unadjusted. Generational projection uses the MP-2021 scale.
Beneficiaries	Pub-2010(A) Contingent Survivor Mortality Table, male rates set forward 1 year and female rates unadjusted. Generational projection uses the MP-2021 scale.
Disabled Retires	PubNS-2010 Disabled Retiree Mortality Table, male rates set forward 1 year and femail rates unadjusted. Generational projection uses the MP-2021 scale.

*The assumptions prescribed are based on the experience study dated August 2, 2023. For GASB 67 purposes, the long-term rate of return assumptions is selected by TRA management in consultation with actuary.

DRAFT

The long-term expected rate of return on pension plan investments was determined using a building-block method in which best-estimate ranges of expected future real rates of return (expected returns, net of pension plan investment expense and inflation) are developed for each major asset class. These ranges are combined to produce the long-term expected rate of return by weighting the expected future real rates of return by the target asset allocation percentage and by adding expected inflation.

The target allocation and best estimates of geometric real rates of return for each major asset class are summarized in the following table:

Asset Class	Target Allocations	Long-Term Expected Real Rate of Return
Domestic Equity	33.5%	4.36%
International Equity	16.5%	5.28%
Private Markets	20.0%	6.70%
Fixed Income	25.0%	2.03%
Cash	5.0%	2.92%
	100.0%	

Changes in actuarial assumptions since the 2024 valuation

- Liability load for inactive non-vested members changed from 9% to 13% and the liability load for inactive vested members changed from 7% to 6%.

E. Discount Rate

The discount rate used to measure the total pension liability was 7%. There was no change in the discount rate since the prior measurement date. The projection of cash flows used to determine the discount rate assumed that employee contributions will be made at the fiscal year 2025 contribution rate, contributions from school districts will be made at contractually required rates (actuarially determined), and contributions from the state will be made at current statutorily required rates. Therefore, the long-term expected rate of return on pension plan investments was applied to all periods of projected benefit payments to determine the total pension liability.

F. Net Pension Liability

On June 30, 2026, the District reported a liability of $3,989,363 for its proportionate share of the net pension liability. The net pension liability was measured as of June 30, 2025, and the total pension liability used to calculate the net pension liability was determined by an actuarial valuation as of that date. The District's proportion of the net pension liability was based on the District's contributions to TRA in relation to total system contributions including direct aid from the State of Minnesota, City of Minneapolis and Minneapolis School District. District proportionate share was 0.0696 percent at the end of the measurement period and 0.0732 percent for the beginning of the year.

DRAFT

The pension liability amount reflected a reduction due to direct aid provided to TRA. The amount recognized by the District as its proportionate share of the net pension liability, the direct aid, and total portion of the net pension liability that was associated with the District were as follows:

District's proportionate share of net pension liability	$ 3,989,363
State's proportionate share of the net pension liability associated with the District	247,768
Total	$ 4,237,131

For the year ended June 30, 2026, the District recognized pension expense of $296,025. It also recognized $6,205 as a decrease to pension expense for the support provided by direct aid.

During the plan year ended June 30, 2025, the State of Minnesota contributed $28,462,000 to the Fund. The State of Minnesota is not included as a non-employer contributing entity in the plan pension allocation schedules for the $28,462,000 in direct state aid because this contribution was not considered to meet the definition of a special funding situation. The District recognized $19,813 for the year ended June 30, 2026, as revenue and an offsetting reduction of net pension liability for its proportionate share of the State of Minnesota's on-behalf contributions to the Fund.

At June 30, 2026, the District reported deferred outflows of resources and deferred inflows of resources related to pensions from the following sources:

	Deferred Outflows of Resources	Deferred Inflows of Resources
Differences between expected and actual experience	$ 183,964	$ 39,180
Net difference between projected and actual investment earnings on pension plan investments	-	801,042
Changes of assumptions	225,346	421,999
Changes in proportion	67,745	337,219
District's contributions to TRA subsequent to the measurement date	485,482	-
Total	$ 962,537	$ 1,599,440

The $485,482 reported as deferred outflows of resources related to pensions resulting from District contributions to TRA subsequent to the measurement date will be recognized as a reduction in the net pension liability in the year ended June 30, 2027.

DRAFT

Other amounts reported as deferred outflows and inflows of resources related to TRA pensions will be recognized in pension expense as follows:

Years Ended June 30,	(Reduction of) Pension Expense
2027	$ 211,716
2028	(575,788)
2029	(464,422)
2030	(258,322)
2031	(35,569)

G. Pension Liability Sensitivity

The following presents the District's proportionate share of the net pension liability of TRA calculated using the discount rate of 7%, as well as what the net pension liability would be if it were calculated using a discount rate that is one percentage point lower (6%) or one percentage point higher (8%) than the current rate

Sensitivity of Net Pension Liability (NPL) to changes in the discount rate

1% decrease (6.00%)	Current (7.00%)	1% increase (8.00%)
$ 7,525,048	$ 3,989,363	$ 1,079,516

H. Pension Plan Fiduciary Net Position

Detailed information about TRA's fiduciary net position is available in a separately issued TRA financial report. That report can be obtained at www.MinnesotaTRA.org, by writing to TRA at 60 Empire Drive, Suite 400, St. Paul, MN, 55103-4000; or by calling (651)-296-2409 or (800)-657-3669.

Note 10 - Interfund Payable and Receivables

	Due From Other Funds	Due To Other Funds
General Fund	$ 48,019	$ -
Nonmajor Governmental Funds		
Community Service Fund	-	48,019
	$ 48,019	$ 48,019

At June 30, 2026, an interfund payable and receivable existed between the General Fund and Community Service Fund as a result of deficit cash balances in the Community Service Fund.

DRAFT

Note 11 - Fund Balance

Certain portions of fund balances are restricted based on state requirements to track special program funding, to provide for funding on certain long-term liabilities, or as required by other outside parties.

The following is a summary of fund balances as of June 30, 2026:

	General	Debt Service	Other Government Funds	Totals
Nonspendable				
Inventories	$ -	$ -	$ 3,613	$ 3,613
Prepaid items	21,314	-	-	21,314
Total nonspendable	21,314	-	3,613	24,927
Restricted				
Student activities	201,426	-	-	201,426
Staff development	139,935	-	-	139,935
Literacy incentive	9,917	-	-	9,917
Operating capital	59,059	-	-	59,059
Early childhood and family education	-	-	58,898	58,898
Gifted and talented	46,915	-	-	46,915
Safe schools levy	9,661	-	-	9,661
Literacy aid	25,596	-	-	25,596
Food service	-	-	212,993	212,993
Community service	-	-	317,652	317,652
Capital projects	-	-	987,409	987,409
Debt service	-	577,797	-	577,797
Long-term facilities maintenance	434,235	-	-	434,235
Medical assistance	46,924	-	-	46,924
Total restricted	973,668	577,797	1,576,952	3,128,417
Committed				
Severance	250,000	-	-	250,000
Capital	750,000	-	-	750,000
Total committed	1,000,000	-	-	1,000,000
Unassigned	2,790,349	-	(501,201)	2,289,148
Total fund balance	$ 4,785,331	$ 577,797	$ 1,079,364	$ 6,442,492

DRAFT

The UFARS fund balance reporting standards are slightly different than the reporting standards under GASB Statement No. 54, *Fund Balance Reporting and Governmental Fund Type Definitions*. Below is a reconciliation between the fund balance reporting under GASB 54 and UFARS reporting standards:

	GASB Balance	Reconciling Items	UFARS Balance
Nonspendable			
Inventories	$ 3,613	$ -	$ 3,613
Prepaid items	21,314	-	21,314
Total nonspendable	24,927	-	24,927
Restricted			
Student activities	201,426	-	201,426
Staff development	139,935	-	139,935
Literacy incentive	9,917	-	9,917
Operating capital	59,059	-	59,059
Community education	-	(162,427)	(162,427)
Early childhood and family education	58,898	-	58,898
Gifted and talented	46,915	-	46,915
School readiness	-	(338,774)	(338,774)
Safe schools levy	9,661	-	9,661
Literacy aid	25,596	-	25,596
Food service	212,993	-	212,993
Community service	317,652	-	317,652
Capital projects	987,409	-	987,409
Debt service	577,797	-	577,797
Long-term facilities maintenance	434,235	-	434,235
Medical assistance	46,924	-	46,924
Total restricted	3,128,417	(501,201)	2,627,216
Committed			
Severance	250,000	-	250,000
Capital Projects	750,000	-	750,000
Total committed	1,000,000	-	1,000,000
Unassigned	2,289,148	501,201	2,790,349
Total fund balance	$ 6,442,492	$ -	$ 6,442,492

DRAFT

Note 12 - Restatement

During fiscal year 2026, there was a change within the financial reporting entity which resulted in the Capital Projects Fund being reported as a nonmajor fund instead of as a major fund. As a result, fund balance of the Capital Projects Fund of $1,401,126 which was previously reported in the Capital Projects Fund column is now reported in the nonmajor fund column and the nonmajor fund beginning fund balance has been adjusted by $1,401,126. This resulted in adjustments to and restatements of beginning fund balance to nonmajor funds as follows:

	July 1, 2025, As Previously Reported	Change to or within the Financial Reporting Entity	July 1, 2025, As Restated
Governmental Funds			
Major Funds			
Capital Projects	1,401,126	(1,401,126)	-
Nonmajor Funds	112,714	1,401,126	1,513,840
Total Govermental Funds	$ 1,513,840	$ -	$ 1,513,840

Note 13 - Flexible Benefit Plan

The District has a flexible benefit plan which is classified as a “cafeteria plan” (the Plan) under section 125 of the Internal Revenue Code. All employee groups of the District are eligible if and when the collective bargaining agreement or contract with their group allows eligibility. Eligible employees can elect to participate by contributing pre-tax dollars withheld from payroll checks to the Plan for healthcare and dependent care benefits.
Before the beginning of the Plan year, which is from September 1, thru August 31, each participant designates a total amount of pre-tax dollars to be contributed to the Plan during the year. At June 30, the District is contingently liable for claims against the total amount of participants’ annual contributions to the medical reimbursement portion of the Plan, whether or not such contributions have been made.

Payment of insurance premiums (health, dental, life, and disability) are made by the District directly to the designated insurance companies. These payments are made monthly and are accounted for in the General Fund and special revenue funds.

Amounts withheld for medical reimbursement and dependent care are paid by the District to an outside administrator upon an employee submitting a request for reimbursement. Payments are made by the outside administrator to participating employees upon submitting a request for reimbursement of eligible expenses actually incurred by the employee.

DRAFT

All property of the Plan and income attributable to that property is solely the property of the District, subject to the claims of the District's general creditors. Participants' rights under the plan are equal to those of general creditors of the District in an amount equal to eligible healthcare and dependent care expenses incurred by the participants. The District believes that it is unlikely that it will use the assets to satisfy the claims of general creditors in the future.

Note 14 - Employee Benefit Plan 403(b)

District employees are eligible to participate in the 403(b) when they are full-time employees with at least two years of experience or an employee who works at least 5 hours per day for at least 130 days annually in one classification. Employees may defer up to $24,500 per year and the District will match the employee's deferral up to the following:

Years of Service	Certified District Match	MSEA District Match - Employees Working between 5 and 6 Hours per Day	MSEA and Noncertified District Match - Employees Working 6 or more Hours per Day
0-1	$-	$-	$-
2-3	500	250	500
4-10	1,000	500	1,000
11 and up	1,750	1,000	2,000

Contributions are invested in tax deferred annuities selected and owned by Plan participants. The District contributions for the years ended June 30, 2026, 2025, and 2024, were $98,023, $105,071, and $108,123, respectively.

Note 15 - Commitments and Contingencies

Federal and State Revenue

Amounts received or receivable from federal and state agencies are subject to agency audit and adjustment. Any disallowed claims, including amounts already collected, may constitute a liability of the applicable funds. The amount, if any, of funds which may be disallowed by the agencies cannot be determined at this time although the District expects such amounts, if any, to be immaterial.

DRAFT

Note 16 - Related Organizations

The District, in conjunction with five other school districts, is a member district of Lake Agassiz Education Cooperative, Joint Power District No. 397. The Cooperative is governed by a Governing Board appointed by the District they represent. The purpose of the Joint Powers Board is to provide by cooperative effort a comprehensive special education program for the member districts. Contributions of $254,681 were made by the District to the related organization for the year ended June 30, 2026. The contributions are based on the operating budget of the Cooperative and allocated per agreement to the member districts. Lake Agassiz Education Cooperative is separately audited from the District. Complete financial statements for the Cooperative can be obtained from its administrative office at PO Box 628, Hawley, Minnesota 56549.

Note 17 - Tax Abatements

The District provides tax abatements through one program, Property Tax Incentives for New Single Family, Condo, and Townhouse Residential Properties. The exemption for certain new single family, condo, and townhouse residential properties allows for newly constructed homes, excluding land, to be exempt for up to two years from when construction begins. During the year ended June 30, 2026, tax abatements for the District totaled $13,097.

DRAFT

Required Supplementary Information
June 30, 2026

Independent School District No. 146
Barnesville Public Schools

DRAFT

	Original Budget	Final Budget	Variance with Original Budget- over (under) Final Budget	Actual	Variance with Final Budget- over (under) Actual
Revenues					
Local property tax levies	$ 1,405,360	$ 1,405,360	$ -	$ 1,371,096	$ (34,264)
Other local and county sources	636,060	745,040	108,980	821,438	76,398
Investment earnings	102,000	102,000	-	167,260	65,260
Rental income	13,000	13,000	-	6,531	(6,469)
State sources	9,377,760	9,358,860	(18,900)	9,746,746	387,886
Federal sources	45,890	63,450	17,560	70,540	7,090
Sales and other conversion of assets	54,100	54,100	-	52,255	(1,845)
Total revenues	11,634,170	11,741,810	107,640	12,235,866	494,056
Expenditures					
Current					
Administration	821,710	823,070	1,360	821,160	1,910
District support services	307,760	351,130	43,370	368,679	(17,549)
Regular instruction	5,846,140	5,886,260	40,120	5,876,468	9,792
Vocational instruction	194,690	195,130	440	208,012	(12,882)
Special education instruction	1,388,960	1,455,100	66,140	1,433,287	21,813
Instructional support services	475,140	530,420	55,280	542,325	(11,905)
Pupil support services	1,275,300	1,277,910	2,610	1,294,693	(16,783)
Sites and buildings	1,323,110	1,321,680	(1,430)	1,321,577	103
Fiscal and other fixed cost programs	114,590	126,570	11,980	126,564	6
Debt Service					
Principal	83,040	103,320	20,280	19,018	84,302
Interest	25,000	17,070	(7,930)	18,719	(1,649)
Capital outlay	51,020	170,480	119,460	163,712	6,768
Total expenditures	11,906,460	12,258,140	351,680	12,194,214	63,926
Excess (Deficiency) of Revenues over (under) Expenditures	(272,290)	(516,330)	(244,040)	41,652	557,982
Other Financing Sources					
Sale of property	5,000	30,000	25,000	27,652	(2,348)
Lease proceeds	-	-	-	68,130	68,130
Total Other Financing Sources	5,000	30,000		95,782	65,782
Net Change in Fund Balance	$ (267,290)	$ (486,330)	$ (244,040)	137,434	$ 623,764
Fund Balance, Beginning of Year				4,647,897	
Fund Balance, End of Year				$ 4,785,331	

DRAFT

Note 1 - Budgetary Basis of Accounting

An operating budget is adopted by July 1 of each fiscal year for all governmental funds on the same modified accrual basis used to reflect actual revenues and expenditures. The superintendent is authorized to transfer budget amounts within line items; however, supplemental appropriations that amend total appropriations of any fund require a board resolution. Reported budgeted amounts are as originally adopted or as amended by board resolution. Unencumbered appropriations lapse at year-end.

Note 2 - General Fund Budgetary Highlights

Management has evaluated variances between (1) original and final budget amounts and (2) final budget and actual amounts for the General Fund. A variance is considered significant if it exceeds both 10 percent of the applicable budget category and 2.5 percent of the fund's total budgeted expenditures.

Original Budget Compared to Final Budget

During the year, there was no need for any significant amendments to increase either the original estimated revenues or original budgeted appropriations.

Final Budget Compared to Actual Results

A review of actual expenditures compared to the appropriations in the final budget yields no significant variances.

DRAFT

Schedule of Changes in the District's Total OPEB Liability and Related Ratios, Last 10 Fiscal Years*

	2026	2025	2024	2023	2022	2021	2020	2019	2018
Service Cost	$ 18,351	$ 30,625	$ 29,733	$ 29,005	$ 28,160	$ 22,750	$ 22,087	$ 20,499	$ 19,902
Interest	17,705	17,521	8,452	8,284	9,576	8,692	8,845	7,955	7,704
Changes of Assumptions	(10,972)	-	(38,692)	-	27,670	-	(11,699)	-	-
Plan Changes	58,883	-	-	-	-	-	-	-	-
Differences between Expected and Actual Experience	(136,650)	-	79,080	-	37,639	-	5,105	-	-
Benefit Payments	(30,379)	(31,939)	(33,523)	(26,545)	(10,173)	(6,533)	(3,017)	(4,701)	(36,634)
Net Change in Total OPEB Liability	(83,062)	16,207	45,050	10,744	92,872	24,909	21,321	23,753	(9,028)
Total OPEB Liability - Beginning	450,667	434,460	389,410	378,666	285,794	260,885	239,564	215,811	224,839
Total OPEB Liability - Ending	$ 367,605	$ 450,667	$ 434,460	$ 389,410	$ 378,666	$ 285,794	$ 260,885	$ 239,564	$ 215,811
Covered Payroll	$ 5,605,017	$ 6,288,631	$ 6,105,467	$ 5,806,562	$ 5,637,439	$ 5,521,631	$ 5,360,807	$ 4,926,228	$ 4,782,746
District's Total OPEB Liability as a Percentage of Covered Payroll	6.56%	7.17%	7.12%	6.71%	6.72%	5.18%	4.87%	4.86%	4.51%

*GASB Statement No. 75 requires ten years of information to be presented in this table. However, until a full 10-year trend is compiled, the District will present information for those years for which information is available.

DRAFT

Notes to the Schedule of Changes in the District's Total OPEB Liability and Related Ratios

2026 Changes

Changes in Actuarial Assumptions

- The health care trend rates were changed to better anticipate short term and long term medical increases.
- The mortality tables were updated from the Pub-2010 Public Retirement Plans Headcount-Weighted Mortality Tables (General, Teachers) with MP-2021 Generational Improvement Scale to the Pub-2016 Public Retirement Plans Headcount-Weighted Mortality Tables (General, Teachers) with MP-2021 Generational Improvement Scale.
- The salary increase rates for non-teachers were updated to reflect the latest experience study.
- The discount rate was changed from 3.90% to 4.90%.

Changes in Plan Provisions

- One retired Teacher is receiving an Early Retirement Incentive of $10,000 every year paid to a post-retirement Health Care Savings Plan, paid every July 15th for 8 years with the final payment on July 15, 2031.

2025 Changes

Changes in Actuarial Assumptions

- None

Changes in Plan Provisions

- None

2024 Changes

Changes in Actuarial Assumptions

- Health care trend rates and mortality tables were updated.
- The inflation rate was changed from 2.00% to 2.50%.
- The discount rate was changed from 2.10% to 3.90%.

Changes in Plan Provisions

- None

2023 Changes

Changes in Actuarial Assumptions

- None

Changes in Plan Provisions

- None

2022 Changes

Changes in Actuarial Assumptions

- Health care trend rates, mortality tables, and salary increase rates were updated.
- The salary scale for non-teachers was updated.
- The inflation rate was changed from 2.50% to 2.00%.
- The discount rate was changed from 3.10% to 2.10%.

Changes in Plan Provisions

- None

DRAFT

2021 Changes

Changes in Actuarial Assumptions

- None

Changes in Plan Provisions

- None

2020 Changes

Changes in Actuarial Assumptions

- The health care trend rates were changed to better anticipate short term and long term medical increases.
- The mortality tables were updated to the Pub-2010 Public Retirement Plans Headcount-Weighted Mortality Tables (General, Teachers) with MP-2018 Generational Improvement Scale.
- The salary increase rates were changed from a flat 3.00% per year for all employees to rates which vary by service and contract group.
- The discount rate was changed from 3.40% to 3.10%.

Changes in Plan Provisions

- None

2019 Changes

Changes in Actuarial Assumptions

- None

Changes in Plan Provisions

- None

DRAFT

Independent School District No. 146
Barnesville Public Schools
Schedule of Employer's Share of Net Pension Liability
June 30, 2026

Pension Plan	Measurement Date	Employer's Proportion (Percentage) of the Net Pension Liability (Asset)	Employer's Proportionate Share (Amount) of the Net Pension Liability (Asset) (a)	State's Proportionate Share (Amount) of the Net Pension Liability Associated With District (b)	Total (d) (a+b)	Employer's Covered Payroll (e)	Employer's Proportionate Share of the Net Pension Liability (Asset) as a Percentage of its Covered Payroll (a/e)	Plan Fiduciary Net Position as a Percentage of the Total Pension Liability
PERA	6/30/2016	0.0212%	$ 1,721,335	$ 22,505	$ 1,743,840	$ 1,224,026	140.6%	68.9%
PERA	6/30/2017	0.0215%	1,372,546	17,227	1,389,773	1,323,752	103.7%	75.9%
PERA	6/30/2018	0.0202%	1,120,613	36,824	1,157,437	1,272,361	88.1%	79.5%
PERA	6/30/2019	0.0193%	1,067,054	33,165	1,100,219	1,259,085	84.7%	80.2%
PERA	6/30/2020	0.0202%	1,211,082	37,304	1,248,386	1,353,148	89.5%	79.1%
PERA	6/30/2021	0.0202%	862,631	26,322	888,953	1,365,794	63.2%	87.0%
PERA	6/30/2022	0.0216%	1,710,727	50,078	1,760,805	1,521,105	112.5%	76.7%
PERA	6/30/2023	0.0232%	1,297,318	35,703	1,333,021	1,843,200	70.4%	83.1%
PERA	6/30/2024	0.0222%	819,697	21,196	840,893	1,798,613	45.6%	89.1%
PERA	6/30/2025	0.0205%	677,760	16,350	694,110	1,828,947	37.1%	90.8%
TRA	6/30/2016	0.0709%	$ 16,911,342	$ 1,697,098	$ 18,608,440	$ 3,700,293	457.0%	44.9%
TRA	6/30/2017	0.0714%	14,252,735	1,377,731	15,630,466	3,845,973	370.6%	51.6%
TRA	6/30/2018	0.0709%	4,451,889	418,058	4,869,947	3,940,333	113.0%	78.1%
TRA	6/30/2019	0.0717%	4,570,173	404,212	4,974,385	4,070,091	112.3%	78.2%
TRA	6/30/2020	0.0731%	5,400,726	452,448	5,853,174	4,246,982	127.2%	75.5%
TRA	6/30/2021	0.0766%	3,352,245	282,859	3,635,104	4,582,841	73.1%	86.6%
TRA	6/30/2022	0.0736%	5,893,499	437,287	6,330,786	4,550,228	129.5%	76.2%
TRA	6/30/2023	0.0731%	6,035,300	422,653	6,457,953	4,713,392	128.0%	76.4%
TRA	6/30/2024	0.0732%	4,651,363	304,254	4,955,617	4,912,377	94.7%	82.1%
TRA	6/30/2025	0.0696%	3,989,363	247,768	4,237,131	4,931,771	80.9%	84.5%

DRAFT

Pension Plan	Fiscal Year Ending	Statutorily Required Contribution (a)	Contributions in Relation to the Statutorily Required Contribution (b)	Contribution Deficiency (Excess) (a-b)	Covered Payroll (d)	Contributions as a Percentage of Covered Payroll (b/d)
PERA	6/30/2017	$ 99,281	$ 99,281	$ -	$ 1,323,752	7.5%
PERA	6/30/2018	95,427	95,427	-	1,272,361	7.5%
PERA	6/30/2019	94,431	94,431	-	1,259,085	7.5%
PERA	6/30/2020	101,486	101,486	-	1,353,148	7.5%
PERA	6/30/2021	102,435	102,435	-	1,365,794	7.5%
PERA	6/30/2022	114,083	114,083	-	1,521,105	7.5%
PERA	6/30/2023	138,240	138,240	-	1,843,200	7.5%
PERA	6/30/2024	134,896	134,896	-	1,798,613	7.5%
PERA	6/30/2025	137,171	137,171	-	1,828,947	7.5%
PERA	6/30/2026	138,904	138,904	-	1,852,053	7.5%
TRA	6/30/2017	$ 288,448	$ 288,448	$ -	$ 3,845,973	7.5%
TRA	6/30/2018	295,525	295,525	-	3,940,333	7.5%
TRA	6/30/2019	313,804	313,804	-	4,070,091	7.7%
TRA	6/30/2020	336,361	336,361	-	4,246,982	7.9%
TRA	6/30/2021	372,585	372,585	-	4,582,841	8.1%
TRA	6/30/2022	379,489	379,489	-	4,550,228	8.3%
TRA	6/30/2023	402,995	402,995	-	4,713,392	8.6%
TRA	6/30/2024	429,833	429,833	-	4,912,377	8.8%
TRA	6/30/2025	431,530	431,530	-	4,931,771	8.8%
TRA	6/30/2026	485,482	485,482	-	4,948,848	9.8%

DRAFT

Notes to the Schedule of Employer's Share of Net Pension Liability and Schedule of Employer's Contributions

PERA

2025 Changes

Changes in Actuarial Assumptions

- The combined service annuity loading factors increased from 15% to 19% for vested terminated members and from 3% to 44% for non-vested, terminated members.
- The assumed post-retirement benefit increase changed from 1.25% to 1.5%.

Changes in Plan Provisions

- The post-retirement benefit increase formula changed to 100% of the Social Security annual increase, between 1% and 1.75% , beginning January 1, 2026. If the funded ratio (on a market value of assets basis) is less than 85% for the last two consecutive annual valuations or is less than 80% in the most recent actuarial valuation, the maximum is reduced to 1.5%. Previously, the benefit increase was 50% of the Social Security annual increase, between 1% and 1.5%.
- The 1% additional employer contribution is eliminated when the plan reaches 98% funded status (on an actuarial value of assets basis); this contribution was previously scheduled to stop when the plan reached 100% funded status.

2024 Changes

Changes in Actuarial Assumptions

The following changes in assumptions are effective with the July 1, 2024, valuation, as recommended in the most recent experience study (dated June 29, 2023):

- Rates of merit and seniority were adjusted, resulting in slightly higher rates.
- Assumed rates of retirement were adjusted as follows: increase the rate of assumed unreduced retirements, slight adjustments to Rule of 90 retirement rates, and slight adjustments to early retirement rates for Tier 1 and Tier 2 members.
- Minor increase in assumed withdrawals for males and females.
- Lower rates of disability.
- Continued use of Pub-2010 general mortality table with slight rate adjustments as recommended in the most recent experience study.
- Minor changes to form of payment assumptions for male and female retirees.
- Minor changes to assumptions made with respect to missing participant data.

Changes in Plan Provisions

- The workers' compensation offset for disability benefits was eliminated. The actuarial equivalent factors updated to reflect the changes in assumptions.

2023 Changes

Changes in Actuarial Assumptions

- The investment return assumption and single discount rate were changed from 6.50 percent to 7.00 percent.

DRAFT

Changes in Plan Provisions

- An additional one-time direct state aid contribution of $170.1 million will be contributed to the Plan on October 1, 2023.
- The vesting period of those hired after June 30, 2010, was changed from five years of allowable service to three years of allowable service.
- The benefit increase delay for early retirements on or after January 1, 2024, was eliminated.
- A one-time, non-compounding benefit increase of 2.5 percent minus the actual 2024 adjustment will be payable in a lump sum for calendar year 2024 by March 31, 2024.

2022 Changes

Changes in Actuarial Assumptions

- The mortality improvement scale was changed from Scale MP-2020 to Scale MP-2021.

Changes in Plan Provisions

- There were no changes in plan provisions since the previous valuation.

2021 Changes

Changes in Actuarial Assumptions

- The investment return and single discount rates were changed from 7.50 percent to 6.50 percent, for financial reporting purposes.
- The mortality improvement scale was changed from Scale MP-2019 to Scale MP-2020.

Changes in Plan Provisions

- There were no changes in plan provisions since the previous valuation.

2020 Changes

Changes in Actuarial Assumptions

- The price inflation assumption was decreased from 2.50% to 2.25%.
- The payroll growth assumption was decreased from 3.25% to 3.00%.
- Assumed salary increase rates were changed as recommended in the June 30, 2019 experience study. The net effect is assumed rates that average 0.25% less than previous rates.
- Assumed rates of retirement were changed as recommended in the June 30, 2019 experience study. The changes result in more unreduced (normal) retirements and slightly fewer Rule of 90 and early retirements.
- Assumed rates of termination were changed as recommended in the June 30, 2019 experience study. The new rates are based on service and are generally lower than the previous rates for years 2-5 and slightly higher thereafter.
- Assumed rates of disability were changed as recommended in the June 30, 2019 experience study. The change results in fewer predicted disability retirements for males and females.
- The base mortality table for healthy annuitants and employees was changed from the RP-2014 table to the Pub-2010 General Mortality table, with adjustments. The base mortality table for disabled annuitants was changed from the RP-2014 disabled annuitant mortality table to the PUB-2010 General/Teacher disabled annuitant mortality table, with adjustments.

DRAFT

- The mortality improvement scale was changed from Scale MP-2018 to Scale MP-2019.
- The assumed spouse age difference was changed from two years older for females to one year older.
- The assumed number of married male new retirees electing the 100% Joint & Survivor option changed from 35% to 45%. The assumed number of married female new retirees electing the 100% Joint & Survivor option changed from 15% to 30%. The corresponding number of married new retirees electing the Life annuity option was adjusted accordingly.

Changes in Plan Provisions

- Augmentation for current privatized members was reduced to 2.0% for the period July 1, 2020 through December 31, 2023 and 0.0% after. Augmentation was eliminated for privatizations occurring after June 30, 2020.

2019 Changes

Changes in Actuarial Assumptions

- The mortality projection scale was changed from MP-2017 to MP-2018.

Changes in Plan Provisions

- The employer supplemental contribution was changed prospectively, decreasing from $31.0 million to $21.0 million per year. The State's special funding contribution was changed prospectively, requiring $16.0 million due per year through 2031.

2018 Changes

Changes in Actuarial Assumptions

- The mortality projection scale was changed from MP-2015 to MP-2017.
- The assumed benefit increase was changed from 1.00 percent per year through 2044 and 2.50 percent per year thereafter to 1.25 percent per year.

Changes in Plan Provisions

- The augmentation adjustment in early retirement factors is eliminated over a five-year period starting July 1, 2019, resulting in actuarial equivalence after June 30, 2024.
- Interest credited on member contributions decreased from 4.00 percent to 3.00 percent, beginning July 1, 2018.
- Deferred augmentation was changed to 0.00 percent, effective January 1, 2019. Augmentation that has already accrued for deferred members will still apply.
- Contribution stabilizer provisions were repealed.
- Postretirement benefit increases were changed from 1.00 percent per year with a provision to increase to 2.50 percent upon attainment of 90.00 percent funding ratio to 50.00 percent of the Social Security Cost of Living Adjustment, not less than 1.00 percent and not more than 1.50 percent, beginning January 1, 2019.
- For retirements on or after January 1, 2024, the first benefit increase is delayed until the retiree reaches normal retirement age; does not apply to Rule of 90 retirees, disability benefit recipients, or survivors.
- Actuarial equivalent factors were updated to reflect revised mortality and interest assumptions.

DRAFT

2017 Changes

Changes in Actuarial Assumptions

- The combined service annuity (CSA) loads were changed from 0.80 percent for active members and 60.00 percent for vested and non-vested deferred members. The revised CSA load are now 0.00 percent for active member liability, 15.00 percent for vested deferred member liability, and 3.00 percent for non-vested deferred member liability.
- The assumed postretirement benefit increase rate was changed for 1.00 percent per year for all years to 1.00 percent per year through 2044 and 2.50 percent per year thereafter.

Changes in Plan Provisions

- The State's contribution for the Minneapolis Employees Retirement Fund equals $16,000,000 in 2017 and 2018, and $6,000,000 thereafter.
- The Employer Supplemental Contribution for the Minneapolis Employees Retirement Fund changed from $21,000,000 to $31,000,000 in calendar years 2019 to 2031. The state's contribution changed from $16,000,000 to $6,000,000 in calendar years 2019 to 2031.

2016 Changes

Changes in Actuarial Assumptions

- The assumed postretirement benefit increase rate was changed from 1.00 percent per year through 2035 and 2.50 percent per year thereafter to 1.00 percent per year for all years.
- The assumed investment return was changed from 7.90 percent to 7.50 percent. The single discount rate changed from 7.90 percent to 7.50 percent.
- Other assumptions were changed pursuant to the experience study June 30, 2015. The assumed future salary increases, payroll growth, and inflation were decreased by 0.25 percent to 3.25 percent for payroll growth and 2.50 percent for inflation.

Changes in Plan Provisions

- There have been no changes since the prior valuation.

TRA

2025 Changes

Changes in Actuarial Assumptions

- Liability load for inactive non-vested members changed from 9% to 13% and the liability load for inactive vested members changed from 7% to 6%.

Changes in Plan Provisions

- The 2025 Omnibus Pensions and Retirement Bill (HF 1889/SF 2884) made several changes to benefit provisions
  - Expanded the current special early retirement reductions available at age 62 with at least 30years of service to ages 60 and 61 with at least 30 years of service.
  - Lowered special early retirement reductions for members who retire after reaching age 60 with 30 years of service from 6% with augmentation to 5% with augmentation.
  - Delayed retired members' eligibility for their first COLA until age 65, including members who retire under special early retirement.
  - Increased employer contribution rates by 0.31% above the previous scheduled increase.

DRAFT

2024 Changes

Changes in Actuarial Assumptions

- Mortality tables were updated for active employees, retirees, disabled retirees, and contingent beneficiaries to recently published tables derived from public plan data known as the Pub2010 family of tables.
- Retirement rates were increased for some of the tier 2 early retirement ages and some of the unreduced retirement rates were modified for both tiers to better align with actual experience.
- Probability that new female retirees elect either the Straight Life Annuity or 100% Joint & Survivor Annuity were refined to reflect the actual experience.
- Termination rates were reduced in the first ten years of employment and slightly increased in years 16 to 25 to better match the observed experience.
- Disability rates were decreased beyond age 45 by 15% to reflect the continued lower than expected observations.

Changes in Plan Provisions

- The 2024 Omnibus Pensions and Retirement Bill (HF 5040/SF 4643) lowered the normal retirement age for Tier 2 members from 66 to 65 effective July 1, 2024, and provided for a one-time State appropriation of $28.46 million to cover the cost. HF 3100, appropriated $176,166,838 to TRA, payable on October 1, 2023:
  - $28,735,816 for the difference between the statutory 1.1% compounded COLA payable on January 1, 2024, and a one-time 2.5% lump-sum COLA for coordinated plan members;
  - $2,384,222 for the difference between the statutory 1.1% compounded COLA payable on January 1, 2024, and a one-time 4.0% lump-sum COLA for basic plan members; and
  - $145,046,800 to pay down the unfunded actuarial accrued liability.

2023 Changes

Changes in Actuarial Assumptions

- The investment return assumption was changed from 7.50% to 7.00%. This does not affect the GASB valuation which was already using the 7.00% assumption.

Changes in Plan Provisions

- Effective July 1, 2025, the normal retirement age for Tier 2 members will decrease from 66 to 65.
- The employer contribution rate will increase from 8.75% to 9.50% on July 1, 2025.
- The employee contribution rate will increase from 7.75% to 8.00% on July 1, 2025.

2022 Changes

Changes in Actuarial Assumptions

- There have been no changes since the prior valuation.

Changes in Plan Provisions

- There have been no changes since the prior valuation.

2021 Changes

Changes in Actuarial Assumptions

- The investment return assumption was changed from 7.50 percent to 7.00 percent.

Changes in Plan Provisions

- There have been no changes since the prior valuation.

DRAFT

2020 Changes

Changes in Actuarial Assumptions

- The COLA was reduced from 2.0% each January 1 to 1.0%, effective January 1, 2019. Beginning January 1, 2024, the COLA will increase 0.1% each year until reaching the ultimate rate of 1.5% in January 1, 2028.
- Beginning July 1, 2024, eligibility for the first COLA changes to normal retirement age (age 65 to 66, depending on date of birth). However, members who retire under Rule of 90 and members who are at least age 62 with 30 years of service credit are exempt.
- The COLA trigger provision, which would have increased the COLA to 2.5% if the funded ratio was at least 90% for two consecutive years, was eliminated.
- Augmentation in the early retirement reduction factors is phased out over a five-year period beginning July 1, 2019 and ending June 30, 2024 (this reduces early retirement benefits). Members who retire and are at least age 62 with 30 years of service are exempt.
- Augmentation on deferred benefits will be reduced to zero percent beginning July 1, 2019. Interest payable on refunds to members was reduced from 4.0% to 3.0%, effective July 1, 2018. Interest due on payments and purchases from members, employers is reduced from 8.5% to 7.5%, effective July 1, 2018.
- The employer contribution rate is increased each July 1 over the next 6 years, (7.71% in 2018, 7.92% in 2019, 8.13% in 2020, 8.34% in 2021, 8.55% in 2022, and 8.75% in 2023). In addition, the employee contribution rate will increase from 7.50% to 7.75% on July 1, 2023. The state provides funding for the higher employer contribution rate through an adjustment in the school aid formula.

Changes in Plan Provisions

- There have been no changes since the prior valuation.

2019 Changes

Changes in Actuarial Assumptions

- The COLA was reduced from 2.0% each January 1 to 1.0%, effective January 1, 2019. Beginning January 1, 2024, the COLA will increase 0.1% each year until reaching the ultimate rate of 1.5% in January 1, 2028.
- Beginning July 1, 2024, eligibility for the first COLA changes to normal retirement age (age 65 to 66, depending on date of birth). However, members who retire under Rule of 90 and members who are at least age 62 with 30 years of service credit are exempt.
- The COLA trigger provision, which would have increased the COLA to 2.5% if the funded ratio was at least 90% for two consecutive years, was eliminated.
- Augmentation in the early retirement reduction factors is phased out over a five-year period beginning July 1, 2019 and ending June 30, 2024 (this reduces early retirement benefits). Members who retire and are at least age 62 with 30 years of service are exempt.
- Augmentation on deferred benefits will be reduced to zero percent beginning July 1, 2019. Interest payable on refunds to members was reduced from 4.0% to 3.0%, effective July 1, 2018. Interest due on payments and purchases from members, employers is reduced from 8.5% to 7.5%, effective July 1, 2018.
- The employer contribution rate is increased each July 1 over the next 6 years, (7.71% in 2018, 7.92% in 2019, 8.13% in 2020, 8.34% in 2021, 8.55% in 2022, and 8.75% in 2023). In addition, the employee contribution rate will increase from 7.50% to 7.75% on July 1, 2023. The state provides funding for the higher employer contribution rate through an adjustment in the school aid formula.

Changes in Plan Provisions

- There have been no changes since the prior valuation.

DRAFT

2018 Changes

Changes in Actuarial Assumptions

- The discount rate was decreased to 4.66% from 8.0%.
- The cost of living adjustment (COLA) was reduced from 2.0% each January 1 to 1.0%, effective January 1, 2019. Beginning January 1, 2024, the COLA will increase 0.1% each year until reaching the ultimate rate of 1.5% on January 1, 2028.
- Beginning July 1, 2024, eligibility for the first COLA changes to normal retirement age (age 65 to 66, depending on date of birth). However, members who retire under Rule of 90 and members who are at least age 62 with 30 years of service credit are exempt.
- The COLA trigger provision, which would have increased the COLA to 2.5% if the funded ratio was at least 90% for two consecutive years, was eliminated.
- Augmentation in the early retirement reduction factors is phased out over a five-year period beginning July 1, 2019 and ending July 1, 2024 (this reduces early retirement benefits). Members who retire and are at least age 62 with 30 years of service are exempt.
- Augmentation on deferred benefits will be reduced to zero% beginning July 1, 2019. Interest payable on refunds to members was reduced from 4.0% to 3.0%, effective July 1, 2018. Interest due on payments and purchases from members, employers was reduced from 8.5% to 7.5%, effective July 1, 2018.
- The employer contribution rate is increased each July 1 over the next six years (7.71% in 2018, 7.92% in 2019, 8.13% in 2020, 8.34% in 2021, 8.55% in 2022, and 8.75% in 2023). In addition, the employee contribution rate will increase from 7.50% to 7.75% on July 1, 2023. The state provides funding for the higher employer contribution rate through an adjustment in the school aid formula.

Changes in Plan Provisions

- There have been no changes since the prior valuation.

2017 Changes

Changes in Actuarial Assumptions

- The discount rate was decreased to 5.12% from 4.66%.
- The cost of living adjustment (COLA) was assumed to increase from 2.0% annually to 2.5% annually on July 1, 2045.
- The COLA was not assumed to increase to 2.5% but remain at 2.0% for all future years.
- Adjustments were made to the combined service annuity loads. The active load was reduced from 1.4% to 0.0%, the vested inactive load increased from 4.0% to 7.0% and the non-vested inactive load increased from 4.0% to 9.0%.
- The investment return assumption was changed from 8.0% to 7.5%.
- The price inflation assumption was lowered from 2.75% to 2.5%.
- The payroll growth assumption was lowered from 2.5% to 3.0%.
- The general wage growth assumption was lowered from 3.5% to 2.85% for ten years followed by 3.25% thereafter.
- The salary increase assumption was adjusted to reflect the changes in the general wage growth assumption.

Changes in Plan Provisions

- There have been no changes since the prior valuation.

DRAFT

2016 Changes

Changes in Actuarial Assumptions

- The discount rate was decreased to 4.66% from 8.0%.
- The COLA was not assumed to increase for funding or the GASB calculation. It remained at 2% for all future years.
- The price inflation assumption was lowered from 3% to 2.75%.
- The general wage growth and payroll growth assumptions were lowered from 3.75% to 3.5%.
- Minor changes as some durations for the merit scale of the salary increase assumption.
- The pre-retirement mortality assumption was changed to the RP 2014 white collar employee table, male rates set back six years and female rates set back five years. Generational projection uses the MP 2015 scale.
- The post-retirement mortality assumption was changed to the RP 2014 white collar annuitant table, male rates set back three years and female rates set back three years, with further adjustments of the rates. Generational projection uses the MP 2015 scale.
- The post-disability mortality assumption was changed to the RP 2014 disabled retiree mortality table, without adjustment.
- Augmentation in the early retirement reduction factors is phased out o Separate retirement assumptions for members hired before or after July 1, 1989, were created to better reflect each group's behavior in light of different requirements for retirement eligibility.
- Assumed termination rates were changed to be based solely on years of service in order to better fit the observed experience.
- A minor adjustment and simplification of the assumption regarding the election of optional form of annuity payment at retirement were made.

Changes in Plan Provisions

- There have been no changes since the prior valuation.

PERA's Comprehensive Annual Financial Report may be obtained on the PERA's website at www.mnpera.org for notes to the Schedule of Employer's Share of Net Pension Liability and Schedule of Employer's Contributions.

Additional financial and actuarial information can be found in TRA's GASB 67-68 report. Both reports can be obtained at https://minnesotatra.org.

DRAFT

Combining and Individual Fund Schedules
June 30, 2026

Independent School District No. 146
Barnesville Public Schools

DRAFT

Independent School District No. 146
Barnesville Public Schools
General Fund
Schedule of Changes in UFARS Fund Balances
Year Ended June 30, 2026

	Fund Balance Beginning of Year	Net Change in Fund Balance	Fund Balance End of Year
Nonspendable	$ -	$ 21,314	$ 21,314
Restricted for Student Activities	174,549	26,877	201,426
Restricted for Staff Development	227,887	(87,952)	139,935
Restricted for Literacy Incentive	12,528	(2,611)	9,917
Restricted for Operating Capital	118,087	(59,028)	59,059
Restricted for Gifted and Talented	42,632	4,283	46,915
Restricted for Safe Schools Levy	23,024	(13,363)	9,661
Restricted for Literacy Aid	34,948	(9,352)	25,596
Restricted for Long Term Facilities Maintenance	334,543	99,692	434,235
Restricted for Medical Assistance	16,410	30,514	46,924
Committed for Severance	250,000	-	250,000
Commited for Capital Projects	750,000	-	750,000
Unassigned	2,663,289	127,060	2,790,349
	$ 4,647,897	$ 137,434	$ 4,785,331

DRAFT

Independent School District No. 146
Barnesville Public Schools
Nonmajor Governmental Funds
Combining Balance Sheet
June 30, 2026

	Food Service	Community Service	Capital Projects	Totals
Assets				
Cash and cash equivalents	$ 251,376	$ -	$ 1,024,094	$ 1,275,470
Receivables				
Current property taxes	-	34,875	-	34,875
Delinquent property taxes	-	744	-	744
Due from other governmental units	1,125	7,272	-	8,397
Inventories	3,613	-	-	3,613
Total assets	$ 256,114	$ 42,891	$ 1,024,094	$ 1,323,099
Liabilities				
Accounts payable	$ 424	$ 9,165	$ 36,685	$ 46,274
Due to other governmental units	-	24,088	-	24,088
Salaries payable	22,498	19,734	-	42,232
Due to other funds	-	48,019	-	48,019
Unearned revenue	16,586	1,620	-	18,206
Total liabilities	39,508	102,626	36,685	178,819
Deferred Inflows of Resources				
Unavailable revenue-property taxes	-	526	-	526
Property taxes levied for subsequent year	-	64,390	-	64,390
Total deferred inflows of resources	-	64,916	-	64,916
Fund Balance (Deficit)				
Nonspendable	3,613	-	-	3,613
Restricted	212,993	376,550	987,409	1,576,952
Unassigned	-	(501,201)	-	(501,201)
Total fund balance (deficit)	216,606	(124,651)	987,409	1,079,364
Total liabilities, deferred inflows of resources, and fund balance (deficit)	$ 256,114	$ 42,891	$ 1,024,094	$ 1,323,099

DRAFT

Independent School District No. 146
Barnesville Public Schools
Nonmajor Governmental Funds
Combining Schedule of Revenues, Expenditures and Changes in Fund Balance
Year Ended June 30, 2026

	Food Service	Community Service	Capital Projects	Totals
Revenues				
Local property tax levies	$ -	$ 66,272	$ -	$ 66,272
Other local and county sources	29,119	443,854	-	472,973
Investment earnings	6,237	-	38,183	44,420
State sources	483,045	73,034	-	556,079
Federal sources	248,479	-	-	248,479
Sales and other conversion of assets	44,593	-	-	44,593
Total revenues	811,473	583,160	38,183	1,432,816
Expenditures				
Current				
Community education and service	-	598,305	-	598,305
Pupil support services	784,828	-	-	784,828
Capital outlay	32,259	-	451,900	484,159
Total expenditures	817,087	598,305	451,900	1,867,292
Net Change in Fund Balance	(5,614)	(15,145)	(413,717)	(434,476)
Fund Balance (Deficit), Beginning, as Previously Reported	222,220	(109,506)	-	112,714
Adjustments (Note 12)	-	-	1,401,126	1,401,126
Fund Balance (Deficit), Beginning, as Restated	222,220	(109,506)	1,401,126	1,513,840
Fund Balance (Deficit), End of Year	$ 216,606	$ (124,651)	$ 987,409	$ 1,079,364

DRAFT

Other Supplementary Information
June 30, 2026

Independent School District No. 146
Barnesville Public Schools

DRAFT

01 GENERAL FUND	Audit	UFARS	Audit - UFARS
Total Revenue	$12,235,866	$12,235,864	$2
Total Expenditures	$12,194,214	$12,194,211	$3
Non Spendable:			
4.60 Non Spendable Fund Balance	$21,314	$21,314	$0
Restricted / Reserved:			
4.01 Student Activities	$201,426	$201,426	$0
4.02 Scholarships	$0	$0	$0
4.03 Staff Development	$139,935	$139,935	$0
4.07 Capital Projects Levy	$0	$0	$0
4.08 Cooperative Revenue	$0	$0	$0
4.12 Literacy Incentive Aid	$9,917	$9,917	$0
4.14 Operating Debt	$0	$0	$0
4.16 Levy Reduction	$0	$0	$0
4.17 Taconite Building Maint	$0	$0	$0
4.20 American Indian Education Aid	$0	$0	$0
4.24 Operating Capital	$59,059	$59,059	$0
4.26 $25 Taconite	$0	$0	$0
4.27 Disabled Accessibility	$0	$0	$0
4.28 Learning & Development	$0	$0	$0
4.34 Area Learning Center	$0	$0	$0
4.35 Contracted Alt. Programs	$0	$0	$0
4.36 State Approved Alt. Program	$0	$0	$0
4.37 Q Comp	$0	$0	$0
4.38 Gifted & Talented	$46,915	$46,915	$0
4.39 English Learner	$0	$0	$0
4.40 Teacher Development and Evaluation	$0	$0	$0
4.41 Basic Skills Programs	$0	$0	$0
4.43 School Library Aid	$0	$0	$0
4.48 Achievement and Integration	$0	$0	$0
4.49 Safe Schools Levy	$9,661	$9,661	$0
4.51 QZAB Payments	$0	$0	$0
4.52 OPEB Liab Not In Trust	$0	$0	$0
4.53 Unfunded Sev & Retiremt Levy	$0	$0	$0
4.56 READ Act - Literacy Aid	$25,596	$25,596	$0
4.57 READ Act - Tchr Training Compensation	$0	$0	$0
4.67 LTFM	$434,235	$434,235	$0
4.71 Student Support Personnel Aid	$0	$0	$0
4.72 Medical Assistance	$46,924	$46,924	$0
Restricted:			
4.64 Restricted Fund Balance	$0	$0	$0
4.75 Title VII Impact Aid	$0	$0	$0
4.76 Payments in Lieu of Taxes	$0	$0	$0
Committed:			
4.18 Committed for Separation	$250,000	$250,000	$0
4.61 Committed Fund Balance	$750,000	$750,000	$0
Assigned:			
4.62 Assigned Fund Balance	$0	$0	$0
Unassigned:			
4.22 Unassigned Fund Balance	$2,790,349	$2,790,349	$0

06 BUILDING CONSTRUCTION	Audit	UFARS	Audit - UFARS
Total Revenue	$38,183	$38,183	$0
Total Expenditures	$451,900	$451,899	$1
Non Spendable:			
4.60 Non Spendable Fund Balance	$0	$0	$0
Restricted / Reserved:			
4.07 Capital Projects Levy	$0	$0	$0
4.13 Funded by COP/FP	$0	$0	$0
4.67 LTFM	$0	$0	$0
Restricted:			
4.64 Restricted Fund Balance	$987,409	$987,409	$0
Unassigned:			
4.63 Unassigned Fund Balance	$0	$0	$0

07 DEBT SERVICE	Audit	UFARS	Audit - UFARS
Total Revenue	$2,429,587	$2,429,587	$0
Total Expenditures	$2,401,700	$2,401,700	$0
Non Spendable:			
4.60 Non Spendable Fund Balance	$0	$0	$0
Restricted / Reserved:			
4.25 Bond Refundings	$0	$0	$0
4.33 Maximum Effort Loan Aid	$0	$0	$0
4.51 QZAB Payments	$0	$0	$0
4.67 LTFM	$0	$0	$0
Restricted:			
4.64 Restricted Fund Balance	$577,797	$577,797	$0
Unassigned:			
4.63 Unassigned Fund Balance	$0	$0	$0

08 TRUST	Audit	UFARS	Audit - UFARS
Total Revenue	$0	$0	$0
Total Expenditures	$0	$0	$0
Restricted / Reserved:			
4.01 Student Activities	$0	$0	$0
4.02 Scholarships	$0	$0	$0
4.22 Unassigned Fund Balance (Net Assets)	$0	$0	$0

18 CUSTODIAL	Audit	UFARS	Audit - UFARS
Total Revenue	$0	$0	$0
Total Expenditures	$0	$0	$0
Restricted / Reserved:			
4.01 Student Activities	$0	$0	$0
4.02 Scholarships	$0	$0	$0
4.48 Achievement and Integration	$0	$0	$0
4.64 Restricted Fund Balance	$0	$0	$0

20 INTERNAL SERVICE	Audit	UFARS	Audit - UFARS
Total Revenue	$0	$0	$0
Total Expenditures	$0	$0	$0
4.22 Unassigned Fund Balance (Net Assets)	$0	$0	$0

DRAFT

02 FOOD SERVICES

Total Revenue	$811,473	$811,474	($1)
Total Expenditures	$817,087	$817,088	($1)
Non Spendable:			
4.60 Non Spendable Fund Balance	$3,613	$3,613	$0
Restricted / Reserved:			
4.52 OPEB Liab Not In Trust	$0	$0	$0
Restricted:			
4.64 Restricted Fund Balance	$212,994	$212,994	$0
Unassigned:			
4.63 Unassigned Fund Balancee	$0	$0	$0

04 COMMUNITY SERVICE

Total Revenue	$583,160	$583,164	($4)
Total Expenditures	$598,305	$598,308	($3)
Non Spendable:			
4.60 Non Spendable Fund Balance	$0	$0	$0
Restricted / Reserved:			
4.26 $25 Taconite	$0	$0	$0
4.31 Community Education	($162,427)	($162,427)	$0
4.32 E.C.F.E	$58,898	$58,898	$0
4.37 Q Comp	$0	$0	$0
4.40 Teacher Development and Evaluation	$0	$0	$0
4.44 School Readiness	($338,774)	($338,774)	$0
4.47 Adult Basic Education	$0	$0	$0
4.52 OPEB Liab Not In Trust	$0	$0	$0
4.56 READ Act - Literacy Aid	$0	$0	$0
4.57 READ Act - Tchr Training Compensation	$0	$0	$0
Restricted:			
4.64 Restricted Fund Balance	$317,652	$317,652	$0
Unassigned:			
4.63 Unassigned Fund Balance	$0	$0	$0

25 OPEB REVOCABLE TRUST

Total Revenue	$0	$0	$0
Total Expenditures	$0	$0	$0
4.22 Unassigned Fund Balance (Net Assets)	$0	$0	$0

45 OPEB IRREVOCABLE TRUST

Total Revenue	$0	$0	$0
Total Expenditures	$0	$0	$0
4.22 Unassigned Fund Balance (Net Assets)	$0	$0	$0

47 OPEB DEBT SERVICE

Total Revenue	$0	$0	$0
Total Expenditures	$0	$0	$0
Non Spendable:			
4.60 Non Spendable Fund Balance	$0	$0	$0
Restricted:			
4.25 Bond Refundings	$0	$0	$0
4.64 Restricted Fund Balance	$0	$0	$0
Unassigned:			
4.63 Unassigned Fund Balance	$0	$0	$0

DRAFT

Additional Reports
June 30, 2026

Independent School District No. 146
Barnesville Public Schools

DRAFT

Independent Auditor's Report on Internal Control over Financial Reporting and on Compliance and Other Matters Based on an Audit of Financial Statements Performed in Accordance with *Government Auditing Standards*

The School Board of
Independent School District No. 146
Barnesville Public Schools
Barnesville, Minnesota

We have audited, in accordance with auditing standards generally accepted in the United States of America and the standards applicable to financial audits contained in *Government Auditing Standards*, issued by the Comptroller General of the United States (*Government Auditing Standards*), the financial statements of the governmental activities, each major fund, and the aggregate remaining fund information of Independent School District No. 146, Barnesville Public Schools (the District), as of and for the year ended June 30, 2026, and the related notes to the financial statements, which collectively comprise the District's basic financial statements and have issued our report thereon dated REPORT DATE.

Report on Internal Control over Financial Reporting

In planning and performing our audit of the financial statements, we considered the District's internal control over financial reporting (internal control) as a basis for designing audit procedures that are appropriate in the circumstances for the purpose of expressing our opinions on the financial statements, but not for the purpose of expressing an opinion on the effectiveness of the District's internal control. Accordingly, we do not express an opinion on the effectiveness of the District's internal control.

A *deficiency in internal control* exists when the design or operation of a control does not allow management or employees, in the normal course of performing their assigned functions, to prevent, or detect and correct, misstatements on a timely basis. A *material weakness* is a deficiency, or a combination of deficiencies, in internal control, such that there is a reasonable possibility that a material misstatement of the District's financial statements will not be prevented, or detected and corrected on a timely basis. A *significant deficiency* is a deficiency, or a combination of deficiencies, in internal control that is less severe than a material weakness, yet important enough to merit attention by those charged with governance.

Our consideration of internal control was for the limited purpose described in the first paragraph of this section and was not designed to identify all deficiencies in internal control that might be material weaknesses or significant deficiencies and therefore, material weaknesses or significant deficiencies may exist that have not been identified. We identified certain deficiencies in internal control, described in the accompanying Schedule of Findings and Responses as items 2026-001 and 2026-002 that we consider to be material weaknesses.

Report on Compliance and Other Matters

As part of obtaining reasonable assurance about whether the District's financial statements are free from material misstatement, we performed tests of its compliance with certain provisions of laws, regulations, contracts, and grant agreements, noncompliance with which could have a direct and material effect on the financial statements. However, providing an opinion on compliance with those provisions was not an objective of our audit and, accordingly, we do not express such an opinion. The results of our tests disclosed no instances of noncompliance or other matters that are required to be reported under *Government Auditing Standards*.

District's Response to Findings

Government Auditing Standards requires the auditor to perform limited procedures on the District's response to the findings identified in our audit and described in the accompanying Schedule of Findings and Responses. The District's response was not subjected to the other auditing procedures applied in the audit of the financial statements and, accordingly, we express no opinion on the response.

Purpose of this Report

The purpose of this report is solely to describe the scope of our testing of internal control and compliance and the results of that testing, and not to provide an opinion on the effectiveness of the District's internal control or on compliance. This report is an integral part of an audit performed in accordance with *Government Auditing Standards* in considering the District's internal control and compliance. Accordingly, this communication is not suitable for any other purpose.

Fargo, North Dakota
REPORT DATE

DRAFT

Independent Auditor's Report on *Minnesota Legal Compliance*

The School Board of
Independent School District No. 146
Barnesville Public Schools
Barnesville, Minnesota

We have audited, in accordance with auditing standards generally accepted in the United States of America and the standards applicable to financial audits contained in *Government Auditing Standards*, issued by the Comptroller General of the United States (*Government Auditing Standards*), the financial statements of the governmental activities, each major fund, and the aggregate remaining fund information of Independent School District No. 146, Barnesville Public Schools ("the District") as of and for the year ended June 30, 2026, and the related notes to the financial statements, which collectively comprise the District's basic financial statements, and have issued our report thereon dated REPORT DATE.

In connection with our audit, nothing came to our attention that caused us to believe that the District failed to comply with the provisions of the contracting – bid laws, depositories of public funds and public investments, conflicts of interest, public indebtedness, claims and disbursements, miscellaneous provisions, and uniform financial accounting and reporting standards for Minnesota school districts (UFARS) sections of the *Minnesota Legal Compliance Audit Guide for School Districts*, promulgated by the State Auditor pursuant to Minn. Stat. § 6.65 insofar as they relate to accounting matters. However, our audit was not directed primarily toward obtaining knowledge of such noncompliance. Accordingly, had we performed additional procedures, other matters may have come to our attention regarding the District's noncompliance with the above referenced provisions, insofar as they relate to accounting matters.

The purpose of this report is solely to describe the scope of our testing of compliance and the results of that testing, and not to provide an opinion on compliance. Accordingly, this communication is not suitable for any other purpose.

Fargo, North Dakota
REPORT DATE

DRAFT

Section I – Financial Statement Findings

2026-001 Preparation of Financial Statements
Material Weakness

Criteria – A good system of internal accounting control contemplates an adequate system for internally preparing the District's financial statements.

Condition – The District does not have an internal control system designed to provide for the preparation of the financial statements being audited. The auditors were requested to, and did, draft the financial statements and accompanying notes to the financial statements.

Cause – The District does not have an internal control system designed to provide for the preparation of the financial statements being audited.

Effect – The disclosures in the financial statements could be incomplete.

Recommendation – It is the responsibility of management and those charged with governance to make the decision whether to accept the degree of risk associated with this condition because of cost or other considerations.

Views of Responsible Officials – There is no disagreement with the audit finding.

2026-002 Material Journal Entries
Material Weakness

Criteria – A good system of internal accounting control contemplates an adequate system for recording and processing entries material to the financial statements.

Condition – During the course of our engagement, we proposed material audit adjustments that were not identified as a result of the District's existing internal controls, and therefore could have resulted in a material misstatement of the District's financial statements.

Cause – The District does not have an internal control system designed to identify all necessary adjustments.

Effect – This deficiency could result in a misstatement to the financial statements that would not be prevented or detected.

Recommendation – A thorough review and reconciliation of accounts in each fund should take place prior to the beginning of the audit. This review should be done at both the accounting staff and accounting supervisor levels.

Views of Responsible Officials – There is no disagreement with the audit finding.

DRAFT

Section II –Minnesota Legal Compliance Findings

None reported

DRAFT

B. 2028 Spanish Department Student Trip to Peru 176
Ben Del Greco
Objective 2.3: Increase opportunities for real-world learning, internships, job shadowing, and community partnerships.

EDUCATIONAL TOURS

Watch videos, read reviews, and enroll on your ***teacher's Tour Website***

eftours.com/

This is also your tour number

PERU: LAND OF THE INCA

9 or 11 days | Lima | Sacred Valley | Machu Picchu | Cuzco | Extension to Iquitos and Amazon Lodge

Peru is an awe-inspiring portal to the world of the Inca, one of the world's great ancient civilizations. Spellbinding sites like Machu Picchu, informative exhibits at Larco Museum, and monuments like Sacsayhuaman bring it all into focus. The Peruvian culture of today is no less compelling—get a glimpse at one of its colorful markets.





YOUR EXPERIENCE INCLUDES

- **Full-time Tour Director**
- **Sightseeing:** 5 sightseeing tours led by expert, licensed local guides; 2 walking tours
- **Entrances:** San Francisco Monastery; Larco Museum; Korikancha Temple; Maras salt ponds; Machu Picchu; Ollantaytambo; Sacsayhuaman Fortress; ceramic studio
- **Experiential learning:** Weaving demonstration; visit with a local community; *with extension: jungle hike, wildlife boat tours, indigenous village and local community visits*
- **weShare:** Our personalized learning experience engages students before, during, and after tour, with the option to create a final, reflective project for academic credit.
- **All of the details are covered:** Round-trip flights on major carriers; comfortable motorcoach; train; internal flights; 7 overnight stays in hotels with private bathrooms *(9 with extension)*; breakfast and dinner daily; *(3 lunches with extension)*

Anyone can see the world.

YOU'RE GOING TO EXPERIENCE IT.

As you can see, your EF tour includes visits to the places you've learned about in school. That's a given. But it's so much more than that. Immersing yourself in new cultures—surrounded by the people, the language, the food, the way of life—creates inspirational moments that can't be listed in an itinerary. They can only be experienced.

And the experience begins long before you get your passport stamped and meet your ***Tour Director*** in your arrival city. It begins the moment you decide to go. Whether it's connecting with other travelers on Facebook, Twitter, or Instagram, or delving deeper into your destinations with our personalized learning experience, ***weShare***, the excitement will hit you long before you pack your suitcase.

When your group arrives abroad, everything is taken care of so you can relax and enjoy the experience. Your full-time Tour Director is with your group around the clock, handling local transportation, hotels, and meals while also providing their own insight into the local history and culture. ***Expert local guides*** will lead your group on sightseeing tours, providing detailed views on history, art, architecture, or anything you may have a question about.

When your journey is over and you're unpacking your suitcase at home, you'll realize the benefits of your life-changing experience do not end. They have just begun.

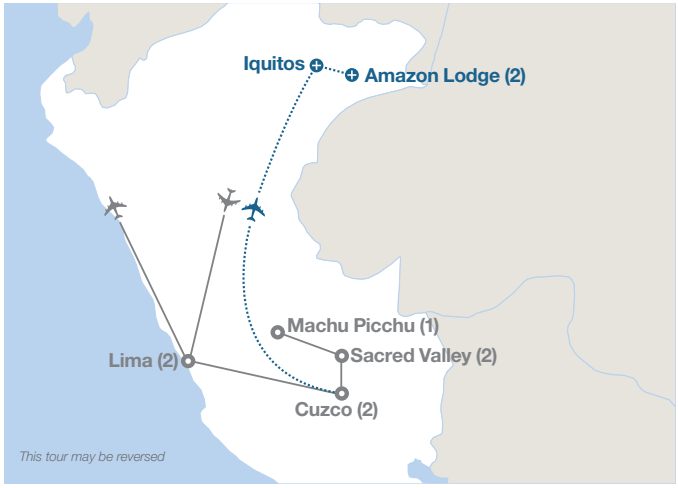


Learn from your Tour Director and expert local guides


Maras salt ponds

@EFtours I attribute my college semester abroad to the love for travel I discovered on an EF Tour in high school #traveltuesday

– MELISSA, TRAVELER

Via Twitter


Via Instagram



CHECK OUT WHAT A TOUR IS ALL ABOUT

Watch the videos at **eftours.com/**

Your teacher's Tour Website

What you'll experience on your tour

Day 1: Fly to Peru
– Meet your Tour Director at the airport in Lima.

Day 2: Lima
– See vestiges of the city's rich colonial heritage, including the Government Palace, Archbishop's Palace, City Hall, and the Lima Cathedral as you take an expertly guided tour of Lima. Built on a coastal oasis at the foot of the Andes, Lima has served as Peru's capital since 1535.
– Visit the 17th-century San Francisco monastery.
– Visit the Larco Museum. Located in an 18th century mansion built over a 7th century pre-Columbian pyramid, you'll find the finest gold and silver collection from Ancient Peru, along with other outstanding examples of art and archaeological artifacts.
– Get a taste of contemporary Lima during a walking tour of Miraflores.

Day 3: Lima | Sacred Valley
– Fly to Cuzco, the "navel of the Earth" and the former epicenter of a vast empire stretching from Colombia to Chile.
– Adjust to the high altitude and on your expertly guided tour of the Korikancha Temple, scene of Incan religious rites in bygone times.
– On your expertly guided tour of the Sacsayhuaman fortress, witness a feat of masonry that confounds modern scientists; its irregularly shaped stones are pieced together so precisely that even a piece of paper cannot be wedged between them.
– Journey to the Sacred Valley.

Day 4: Sacred Valley
– See a weaving demonstration.
– Glimpse Ollantaytambo's exquisitely preserved canals and narrow streets on an expert-led tour.
– Visit the Maras salt ponds.

Day 5: Sacred Valley | Machu Picchu
– Travel by train to Machu Picchu.
– Visit Machu Picchu, the fabled "Lost City of the Inca" and one of the New Seven Wonders of the World. A 35-mile-long trail winds through desert, cloud forest, and an orchid-filled jungle before reaching this UNESCO World Heritage Site. Archaeologists have yet to determine why the site, perched atop a mist-shrouded peak, was abandoned. See remnants of temples and terraces that have yet to reveal the true purpose of Machu Picchu—some believe only an elite Incan priesthood knew of its former existence. Your visit will consist of both a guided tour and free time to explore on your own.

Day 6: Machu Picchu | Sacred Valley | Pisac | Cuzco
– Travel by train to Ollantaytambo in the Sacred Valley.
– Visit a ceramics studio.
– Visit an Indian market in Pisac.
– Travel to Cuzco.

Day 7: Cuzco
– Visit Cuzco's local market.
– Visit with a local community

Day 8: Cuzco | Lima | Depart for home
– Enjoy a free morning in Cuzco.
– Fly to Lima.
– Board overnight flight for home.

Day 9: Arrive home

⊕ 2-DAY TOUR EXTENSION

Day 8: Cuzco | Iquitos
– Fly to Iquitos.
– Travel to a jungle lodge, nestled on the banks of the Amazon River—the longest river in the world.
– Hike through the rainforest with an expert local guide, and experience local plants and wildlife.
– Enjoy a nighttime boat ride down the Amazon River in search of nocturnal animal species while admiring the starry sky above.

Day 9: Iquitos
– Visit an indigenous village to learn about the customs and traditions of a local tribe.
– Go on a river excursion in search of the unique Amazon River Dolphin, known for its pink hue.

Day 10: Iquitos | Lima | Depart for home
– Visit a local community, and learn about everyday life along the Amazon River.
– Travel by boat to Iquitos before heading back to Lima.
– Board overnight flight for home.

Day 11: Arrive home

The itinerary was educational, creative, and perfectly paced. The sites were more amazing in person than I had ever dreamed. If you want to take a trip to a place that is vibrant, alive, and exhilarating, you can't go wrong with Peru.

– CAITLIN, GROUP LEADER

Tour review

Peru was my first trip out of America and it was the experience of a lifetime. Seeing a different culture helps you gain an understanding that they can't teach you in school. Expect the unexpected, embrace every experience, take lots of pictures, try new foods, and most importantly take this trip with you in your memory forever.

– TARA, TRAVELER

Tour review

TOP THREE THINGS I WILL SEE, DO, TRY, OR EXPLORE

1. _____

2. _____

3. _____

⊕ Optionals and excursions

The easiest ways to

ENROLL TODAY



Enroll on our website
eftours.com/enroll



Enroll by phone
800-665-5364



Enroll by mail
EF Educational Tours
Two Education Circle
Cambridge, MA 02141

My daughter has gained such an amazing view of the world and history from this experience. She has not stopped talking since I picked her up at the airport. Thank you for all the organization, helpful hints, flexible payment plan, and knowledgeable tour guides.

–CHARLOTTE, PARENT OF TRAVELER

Tour review

THE WORLD LEADER IN INTERNATIONAL EDUCATION

For over 50 years EF has been working toward one global mission: *Opening the World Through Education*. Your teacher has partnered with EF because of our unmatched worldwide presence, our focus on affordability, and our commitment to providing experiences that teach critical thinking, problem solving, collaboration, and global competence. What's more:

– **We always offer the lowest prices, guaranteed** so more students can travel.

– **We're fully accredited, just like your school,** so you can earn credit while on tour.

– **All of our educational tours feature experiential learning activities** and visits to the best sites.

– **We're completely committed to your safety.** We have more than 600 schools and offices in over 50 countries around the world, so local EF staff members can react quickly and in person wherever you travel.

– **Your full-time Tour Director is with your group** every step of the way on tour, providing insight about your destinations as well as great local tips.

Education First

8. Recognition of Citizens for Input Purposes
9. Reports/News
    A. High School Principal's Report 181



Barnesville High School – Board Report
September 21, 2026

Past Months Events

1. Beginning of school year has gone very well
    1. Teacher workshops were held August 24-26
    2. First day of school was September 1.
2. School pictures with Scherling's were held today
    1. November 3 will be retakes
3. Mrs. Loen's report on State Fair.

Beef Cattle
Brylee Meyer- 2nd Lightweight Market Beef
10th Beef Carcass Contest
Lane Berggren-3rd Heavyweight Market Beef
7th Beef Carcass Contest
Piper Thompson-3rd Angus Cow/Calf Pair
Riley Rickford-3rd Commercial Beef Early Spring Yearling Heifer
4th Heavyweight Market Beef
6th Beef Carcass Contest
3rd Chapter Beef Herdsmanship

Swine
Allison Smith- Yorkshire Late January-Early February Gilt
8th Lightweight Market Barrow
10th Purebred Duroc Market Hog
Holden Brendemuhl-9th Purebred Duroc Market Hog
10th Middleweight Market Barrow
Jaqueline Brendemuhl-
7th Purebred Spot Market Hog
Piper Thompson-
5th Crossbred Breeding Gilt January-March
Shayna Erickson-
2nd Berkshire Early January Gilt 6th Middleweight Market Barrow
8th Crossbred Breeding Gilt January-March

Crops
Madeline Brendemuhl-6th Shelled Corn, Commercial

Agriculture Technology
Baxter Rickford-1st Misc. Wood Project
Champion Directed Activities- Intermediate Woods
Reserve Overall Champion- Division F

BEST OF SHOW- Ag Technology
(This was all done with one entry)
1st Two Wheel Trailer
1st Misc. Metal Project- Intro Metal
Brooke Nord-1st Educational Materials Grades 10-12, Leadership
Holden Brendemuhl- 1st Wood Shelf- Introductory WoodsChampion Directed Activities- Introductory Woods (same entry)Micah Schlauderaff-
1st Special Hydraulics- Advanced Construction
3rd Misc. Advanced Project- Advanced Construction

Riley Rickford-1st Educational Materials Grades 10-12, Animal Sciences

Livestock Judging
3rd Place Judging Team
Team Members-
3rd Brylee Meyer
16th Piper Thompson
22nd Riley Rickford
52nd Shelby Erickson

Safe Tractor Operators Contest
Reserve Champion Team
Team Members-
3rd Micah Schlauderaff
Holden Brendemuhl
Baxter Rickford

Live Ag Mechanics
Champion Woods Team
Allison Smith
Holden Brendemuhl

Congrats to everyone who participated at the state fair and a big thank you to everyone who cheered for our members!

Future High School Events

4. This Wednesday 7th and 8th grade will be doing Bicycle Safety training along with the elementary students at 2:00 p.m. in the PAC
5. September 25 - CPT -1:00 p.m. HS dismissal
6. Homecoming - week of September 28-October 2 - vs Perham, will have 8th hour activities
   - Homecoming Coronation - Monday, September 28th @ 7:30pm ($1 admission)
   - 8th Hour Activities on Tuesday and Wednesday of Homecoming Week
   - Powderpuff Football - Wednesday, September 30th @ 7:00pm
   - Homecoming Dance - Friday, October 2nd from 9:00-12:00
7. October 12 High school conference 4:00-7:30
8. MEA October 15-16 No School

THE TROJAN WAY

ELEMENTARY BOARD REPORT

September 21, 2026

Todd Henrickson | Elementary Principal

2026–27 SCHOOL YEAR

SCHOOL UPDATES

- **Aug 26th – Back-to-School Day (10.3 / 9.1)**
  - 9:00am – 7:00pm
  - Many positive comments
  - Potential Changes (based on feedback)
    - Picture line was long
      - Look to add a second camera
      - Designate at time for Preschool pictures
    - Morning and Evening were very busy – Teacher work time was limited
      - Run a morning session & an evening session.
      - Would give teachers time to work between the sessions

- **Sept 1st – First Week of School**
  - All went well!

- **School Safety (4.5)**
  - Sept 11th – Bus Safety
    - Thank you to Debbie and Michelle for taking the time to talk with our students
  - Sept 10th – First Fire Drill
  - Sept 15th – SRP Drill - Hold

- **Sept 14th - Benchmark Testing was completed (5.1/2.1)**

- **Sept 14th – Library opened**

- **Sept 16th - WIN (What I Need) Groups were started (5.1 / 2.1)**

- **Sept 17th – Grade Level Meetings were held (8.1/8.4)**

- **Sept 21st – SEL (Social/Emotional Learning) Groups will start (4.2 / 5.5)**

CALENDAR

Sep	21	A	8:30 - Picture Retakes – HS 6:00 – School Board Meeting – HS Library
Sep	22	B	7:30 – Wellness Meeting – HS Conference Room (9.2 / 4.2)
Sep	23	C	Bike/Pedestrian Safety Presentations – PAC (4.5) • 1:00 – Grades K-3 • 2:00 – Grades 4-8 7:30 – Grade Level Meetings – Pre & K / 1-2 / 3-4 / 5-6 (8.1 / 2.1)

2:45 – TAT Team – Conference Room (5.1 / 5.5)
Sep 24 A 7:30 – Staff Development (7.2)
Sep 25 B 1:00 - CPT – Buses Leave the Building (7.2 / 8.1 / 8.3)

Homecoming Week
Sep 28 B Pajama Day!
Door Supervision – Change
Sep 29 C Western Day!
8:15 – Grade 5 – Tamarac National Wildlife Refuge (2.3 / 6.2)
8:45 – Senior Class/Kindergarten Welcome – Athletic Complex (6.3)
Sep 30 A Tacky Tourist or on Vacation Day!
2:45 – BIT Team – Conference Room (5.1 / 5.5)
Oct 1 B USA Day – Red, White, & Blue
Oct 2 C Trojan Spirit Day!
5:00 – Hall of Honor Program - PAC

Unity Day - Library Presentations (4.3 / 6.3)
Oct 5 A
Oct 6 B 9:15 – Kindergarten – Lil Bitz Pumpkin Patch – Fargo (2.3)
Oct 7 C National Walk-to-School Day
7:30 – Site Council – Library (8.1 / 8.3)
2:45 – TAT Team – Conference Room (5.1 / 5.5)
Oct 8 A
Oct 9 B

SAEBRS/mySAEBRS – Complete (5.1 / 4.2)
Oct 12 C
Oct 13 A
Oct 14 B 7:30 – PBIS Team – Library (4.1 / 6.3)
2:45 – BIT Team – Conference Room (5.1 / 5.5)
Oct 15 C NO SCHOOL - MEA
Oct 16 A NO SCHOOL – MEA

ACTIVITIES AND COMMUNITY EDUCATION BOARD REPORT

September 21, 2026

Aaron Schindler | Activities Director and Community Education Coordinator

Fall participation, program updates, staffing needs, and key dates aligned with the 2026–2031 Strategic Plan.

FALL ACTIVITY PARTICIPATION

ACTIVITY	GRADE-LEVEL PARTICIPATION	TOTAL
9–12 Volleyball (Objective 6.1)	7th: 1 | 8th: 3 | 9th: 17 | 10th: 7 | 11th: 11 | 12th: 9	**48**
9–12 Football (Objective 6.1)	9th: 17 | 10th: 11 | 11th: 16 | 12th: 9	**53**
Junior High Volleyball (Objective 6.1)	7th: 23 | 8th: 12	**35**
Junior High Football (Objective 6.1)	7th: 20 | 8th: 19	**39**
Girls Cross Country (Objective 6.1)	7th: 4 | 8th: 6 | 9th: 5 | 10th: 4 | 11th: 0 | 12th: 0	**19**
Boys Cross Country (Objective 6.1)	7th: 4 | 8th: 4 | 9th: 2 | 10th: 4 | 11th: 2 | 12th: 0	**16**
7–12 Musical (Objective 6.1)	7th: 2 | 8th: 5 | 9th: 6 | 10th: 4 | 11th: 4 | 12th: 6	**27**

PROGRAM AND OPERATIONS UPDATES

- **September 14 – MSHSL Fall Area Meeting** (Objectives 8.1 and 10.2)
  - Discussion focused on online schools and scheduling.
- **Fall Musical – Guys and Dolls** (Objectives 6.1 and 6.2)
  - November 12–14 at 7:00 p.m. and November 15 at 2:00 p.m. in the PAC.
- **Open Coaching Positions** (Objectives 7.1 and 8.5)
  - Junior High Girls Basketball; JV Boys/Girls Golf; JV Softball; Head Baseball.
- **State Tournament Dates** (Objective 10.2)
  - Cross Country: November 7 at Majestic Oaks Golf Club.
  - Volleyball: November 11–14.
  - Football: Quarterfinals November 12–14; semifinals November 19–21; championship November 27 or 28.

BARNESVILLE PUBLIC SCHOOLS

SEPTEMBER 2026 | BOARD AND COMMUNITY UPDATE

Superintendent's Monthly Report

Dr. Jon Ellerbusch, Superintendent | September 21, 2026 | Regular School Board Meeting

This month's report shares the start of the 2026–2027 school year, progress on our strategic plan, and district projects and financial matters of interest to families and community members.

01 Strategic Plan Implementation

We are beginning implementation of our strategic plan. The presentation prepared for the August 24 All-Staff Workshop provides an overview of the planning process, the final plan, and the work ahead. Thank you to the School Board and everyone whose participation helped shape priorities that reflect our schools and community.

The work described throughout this report connects those priorities to specific improvements in communication, employee support, student opportunities, and responsible use of district resources.

View the Strategic Plan All-Staff Workshop Presentation

STRATEGIC PLAN OBJECTIVES 10.2, 10.5, 8.1, 8.3 | COMMUNICATION AND COLLABORATION

02 Student Enrollment for 2026–2027

Our September enrollment update reported 889 students in kindergarten through grade 12. This is 20 more students than the 869 enrolled at the end of last school year and 11 above the 878 students projected when we prepared the budget last spring. We will continue monitoring enrollment to guide staffing, budgeting, and long-term planning.

View the Student Enrollment Report

STRATEGIC PLAN OBJECTIVES 12.1, 12.5, 3.3 | ENROLLMENT AND DISTRICT VIABILITY

03 Additional Coaches for Growing Student Participation

Strong participation is leading us to add a second seventh-grade volleyball coach and another junior high football coach. With 22 seventh-grade volleyball players, two teams of 11 will provide appropriate team sizes and support equal playing time at this developmental level.

Football participation includes 19 eighth-grade and 18 seventh-grade students. Another coach will allow two coaches to work with each team at all times, improving supervision, individualized instruction, and safety. It is encouraging to see so many students participating.

STRATEGIC PLAN OBJECTIVES 12.2, 6.1, 6.2 | STUDENT ACTIVITIES AND OPPORTUNITIES

04 American Indian Parent Advisory Committee

Our American Indian Parent Advisory Committee held its inaugural meeting on August 17. The committee gives families a formal opportunity to advise the district and School Board about the educational and cultural needs of American Indian students. Jamie Chen was selected as chair.

Parents described positive experiences, equal access to learning and activities, and very little to no racism or differential treatment. They encouraged us to expand exposure to American Indian history and culture through classroom instruction, guest speakers, field trips, powwows, cultural dance, and other traditions.

The next meeting is Monday, October 19, at 5:00 p.m. in the high school library. Before that meeting, the principals will confirm enrollment and compile privacy-protected information on grades, attendance, discipline, and student supports to help guide the committee's work.

View the Inaugural Meeting Minutes | Meeting Agenda

MDE Formation Guidance | Parent and Community Participation Statute

STRATEGIC PLAN OBJECTIVES 10.3, 2.1, 4.4, 8.4 | FAMILY INPUT AND STUDENT SUPPORT

05 Updated iPad Agreement and Voluntary Protection Plan

Families received an updated, one-page iPad Technology Agreement and Voluntary Protection Plan to replace the earlier two-page form. The revised agreement clearly identifies the protection plan as optional and uses "enrollment cost" or "enrollment payment" in place of "technology fee."

Every student receives an iPad and 24/7 content filtering at no cost, regardless of participation. Declining the protection plan does not affect device access, grades, diplomas, or required coursework. Families may enroll, decline coverage, or request confidential financial assistance.

The form explains coverage, exclusions, and the family's responsibility when coverage is declined. It also offers cost reductions, waivers, or payment arrangements when needed. The updated form was emailed to families and is available at either school office.

View the Updated iPad Agreement and Voluntary Protection Plan

STRATEGIC PLAN OBJECTIVES 10.2, 10.4, 12.3, 12.4 | CLEAR COMMUNICATION AND TECHNOLOGY ACCESS

06 Meal Repack Program

We plan to continue the Meal Repack Program this school year under the School Board's December 15, 2025, authorization. After each school activity, $50 from concessions profits is allocated to help offset program costs. Any remaining monthly balance is covered by the General Fund.

STRATEGIC PLAN OBJECTIVE 12.2 | RESOURCES ALIGNED WITH STUDENT NEEDS

07 Monthly Updates for Families and Community Members

The new Superintendent's Families and Community Update gives residents another convenient way to stay connected with our schools. Subscribers receive one email each month with district news, student and staff highlights, progress on district goals, upcoming opportunities, and other helpful information. As of September 18, 96 people had signed up.

Casey has created a permanent location for these updates on the front page of the district website, in the blocks below News & Announcements. Anyone may subscribe, including community members without children in our schools. Every issue will also remain available on the website.

The monthly email builds on the regular updates provided to the School Board and administrative team and the recently added weekly update for all employees. Please share the sign-up flyer, which includes a direct link and QR code, with others who would like to stay informed.

Sign Up for the Monthly Update | District Website

View and Share the Sign-Up Flyer

STRATEGIC PLAN OBJECTIVES 10.2, 10.4 | FAMILY AND COMMUNITY COMMUNICATION

08 District Communication Framework and Principles

The May 2026 Employee Communication Methods Survey showed that we have many communication tools, but need better coordination, clearer expectations, and fewer overlapping methods. The results are helping us develop a districtwide communication framework.

The administrative team met during the week of September 14 to review a draft communication matrix and principles. The matrix identifies the appropriate method and responsible person for different types of information. The team will continue editing it during the week of September 21.

Once the initial draft is ready, we will seek feedback from employees and School Board members before asking families for their input. A final framework and set of principles will then be presented to the School Board for approval. This work should make information easier to find and reduce unnecessary duplication and employee workload.

View the Employee Communication Survey Analysis

View the Draft Communication Framework and Principles

STRATEGIC PLAN OBJECTIVES 10.1–10.4, 8.1, 8.3–8.5, 9.1, 9.3 | COORDINATED COMMUNICATION

09 District Branding Guidelines

More employees and organizations are using our approved Trojan mascot, district colors, and fonts in communications, publications, clothing orders, and other materials. Implementation will occur gradually over several years as replacement and maintenance opportunities arise.

Digital materials can often be updated quickly. Physical features, such as gym floor markings, may remain until their normal replacement cycle. We appreciate everyone making the transition when it is practical and cost-effective. The guide is also useful when working with vendors or asking AI tools to help prepare district materials.

View the Barnesville Brand Guidelines

STRATEGIC PLAN OBJECTIVE 10.2 | CONSISTENT DISTRICT COMMUNICATION

10 Employee Job Descriptions

The first group of 13 employee job descriptions is on the September 21 agenda for School Board approval. Each description has gone through several drafts and review with the employee serving in the position so responsibilities and expectations accurately reflect the work.

After this group is approved, I will begin the next group. Some positions, such as the high school counselor, need an individual description even when only one employee serves in that role. Other positions may share a description, while the distinct responsibilities within food service will likely require several.

Completing descriptions for all employee positions is a first-year priority in our five-year strategic plan. I am committed to completing this work by the end of that first year. Approved descriptions will be posted on the district website.

STRATEGIC PLAN OBJECTIVE 8.5 | ROLES AND ORGANIZATIONAL EXPECTATIONS

11 Employee Exit Interview Form and Process

The revised Employee Exit Interview Form and the process for using it will be shared and discussed at the September 21 School Board meeting. Following the meeting, we will begin providing the form to employees who leave the district.

The process includes collecting completed forms, tracking feedback and common themes, and using what we learn to guide improvements in recruitment, retention, and the employee experience. The form is intended for employees in all roles. The HR/Payroll Office will mail it with a self-addressed, stamped return envelope to encourage participation and candid feedback.

View the Employee Exit Interview Form

STRATEGIC PLAN OBJECTIVE 7.1 | STAFF RECRUITMENT AND RETENTION

12 Exploring ChatGPT for Teachers and Responsible AI Use

Elementary Site Council members expressed interest in using ChatGPT more frequently and described limits with their free accounts. I have asked Casey to investigate a centrally managed district workspace through ChatGPT for Teachers. The opportunity identified in our September update offers no-cost access for verified U.S. K–12 educators and school employees through June 2028.

Potentially eligible employees include teachers, paraprofessionals, office staff, custodians, food service staff, administrators, and others directly employed by the district. Students are not eligible for this particular program.

Casey's review will address employee verification, domain management, single sign-on, administrative controls, privacy protections, and any needed district policies or agreements. The program describes a secure workspace and protections against using district information to train models by default; those protections will be part of our review before moving forward.

This exploration connects with plans to launch an Artificial Intelligence Committee during the school year. Appropriate training and oversight will be important as we consider ways AI may help staff with their work. No School Board action is requested at this time.

Learn About ChatGPT for Teachers

STRATEGIC PLAN OBJECTIVES 12.3, 7.2, 9.1, 9.3 | TECHNOLOGY AND EMPLOYEE SUPPORT

13 FY 2026 Audit Presentation

Eide Bailly began the FY 2026 audit in August and provided its planning communication outlining responsibilities, scope, timing, and areas receiving additional attention. The risks identified in an audit planning letter are standard planning considerations and do not by themselves indicate that something is wrong.

Derek Flanagan is scheduled to present the draft FY 2026 Executive Summary at the September 21 meeting. Draft financial statements have also been shared. The presentation will be informational because Eide Bailly still has administrative items and a final review to complete. The financial statements will be brought forward for approval after the audit process is complete.

View the Draft Audit Executive Summary | Draft Financial Statements

View the Audit Planning Communication

STRATEGIC PLAN OBJECTIVES 10.5, 12.1, 12.2, 8.4 | FINANCIAL OVERSIGHT AND TRANSPARENCY

14 Construction Investments and Remaining Voter Approved Authority

The Construction Funds Investment and Impact Analysis brings together the improvements supported by these resources over the past several years. Investments have improved learning spaces, facilities, technology, safety, accessibility, student activities, and district operations. Sharing the report helps the public see the scope and purpose of this work.

The proposed uses of remaining voter-approved authority have been updated to include $88,680 for 50% of the high school chimney project cost. This brings the total proposed amount to $157,551.25. The updated proposal is included with the September 21 School Board agenda for approval.

Remaining construction resources must also be considered alongside other needs, including equipment storage and the facility proposals described in this report. The Board will continue evaluating costs and priorities based on the benefit to students, employees, and our schools.

View the Construction Funds Investment and Impact Analysis

STRATEGIC PLAN OBJECTIVES 12.2–12.4, 2.3, 2.4, 4.5, 6.1 | FACILITIES AND RESPONSIBLE STEWARDSHIP

15 Workcamp Lodging Facility Reimbursement

Our August update outlined a $27,083.68 lodging facility reimbursement request for Workcamp 2026 expenses. The request includes food, staffing, and maintenance supplies and was being finalized for submission. Recovering these costs supports responsible use of district resources while allowing us to participate in community service efforts.

STRATEGIC PLAN OBJECTIVES 11.3, 12.1, 12.2 | COMMUNITY INVOLVEMENT AND FINANCIAL STEWARDSHIP

16 Wrestling Practice Area Remodeling Proposal

We are recommending that the School Board approve a budget of up to $50,000 to improve the wrestling practice area before the upcoming season. The proposal includes flooring, cabinetry, the sink area, storage, and improvements to the space's appearance and functionality.

Team Elite submitted the lowest of the three estimates received for the proposed scope. I also asked the head wrestling coach, who gathered the estimates, to obtain pricing for replacement ceiling tiles and lighting in the smaller rooms. Those areas are in poor condition, and addressing them with the other work would allow a more complete improvement.

The proposal, estimates, drawings, renderings, cabinet plans, and finish options have been shared with the Buildings and Grounds Committee. The recommended project budget remains subject to School Board approval on September 21.

View the Wrestling Room Remodel Proposal
Project Image | **Team Elite Finish Options**
Room Drawing | **Cabinet Drawings** | **Additional Room Plans**
Vendor Quote SQUO000571-1 | **Team Elite Revised Estimate 1239**
Country Classic Cabinets Estimate 9264 | **Fluid Quote 2949-28744**

STRATEGIC PLAN OBJECTIVES 12.3, 6.1 | FACILITIES AND STUDENT ACTIVITIES

17 Elementary Lunchroom Serving Area

Food Service Director Kevin Roller has asked us to consider redesigning the elementary serving area with equipment that can maintain appropriate hot and cold food temperatures during meal service, similar to the high school serving line.

Currently, large food pans sit directly on the counter rather than in dedicated hot and cold serving equipment. This limits menu options, including Farm to School offerings, and raises concerns about temperature control and service efficiency. Possible changes include removing part of a wall, adding serving equipment, and installing a rolling service door.

I asked Kevin to work with a food service consultant on possible designs and cost estimates. Remaining construction funds could support the project, and our Farm to School grant may cover some equipment and other eligible expenses. No decision has been made; designs, costs, and funding eligibility will guide further consideration.

STRATEGIC PLAN OBJECTIVES 11.2, 12.2, 12.3, 4.5 | FOOD SERVICE AND FACILITY PLANNING

18 Exploring an Electronic School Message Board

Scott, our Director of Buildings and Grounds; Josh, a member of the Board's Buildings and Grounds Committee; and I met with Daktronics to explore an electronic message board. We identified four potential locations and designs, and the representative will develop proposals for Board review.

My preferred option, if feasible, is an elevated, three-sided sign near the corner of the south elementary employee parking lot, visible to drivers approaching from the east, west, and north. Other proposals will consider a boulevard sign or displays mounted on school buildings.

The sign could help communicate with families, residents, and people passing our schools. Because these systems are a significant investment, the Board will compare costs with other construction priorities, including storage for custodial equipment. No installation decision has been made.

View the Daktronics Galaxy Displays Brochure

STRATEGIC PLAN OBJECTIVES 10.2, 10.4, 12.2, 12.3 | COMMUNICATION AND FACILITY PLANNING

19 Buffalo Ridge I and II Solar Project Information

School Board Chair Jake Thompson and I met with representatives of Doral Renewables to learn about the proposed Buffalo Ridge I and II solar projects and the benefits they believe the development could provide locally. Representatives described a combined 930-megawatt development covering more than 5,000 fenced acres east and north of Barnesville, with an investment exceeding $1 billion.

They discussed potential county tax revenue, construction activity, permanent operations positions, landowner payments, and environmental benefits. A direct financial benefit to Barnesville Public Schools has not yet been demonstrated.

I explained that district operating revenue is largely determined by enrollment and state funding formulas, and that a larger tax base generally spreads the existing levy rather than creating additional operating revenue. I asked the company to provide supporting analysis before publicly describing the project as a financial benefit to the district. Its tax department is working with the Clay County assessor, and we will share more information when it is received.

Buffalo Ridge I Overview | **Buffalo Ridge II Overview**

Doral Information | **Utility-Scale Solar FAQ**

STRATEGIC PLAN OBJECTIVES 10.5, 12.1, 12.4 | UNDERSTANDING SCHOOL FINANCE

20 Minnesota Permanent School Fund Amendment

We are sharing information about the Minnesota Permanent School Fund Amendment on the November 3 ballot. Marla and I worked on an informational handout, and I have developed a yard sign that directs residents to additional information.

I plan to discuss producing approximately 50 signs for placement around our schools and throughout the community at the September 21 Board meeting. The purpose is to increase awareness and help residents access information about the proposal.

The FY 2025 School Land Trust Endowment Payment report illustrates the potential financial impact. If the amendment had been in place during FY 2025, Barnesville Public Schools would have received an estimated additional $29,260.11. This is an illustration using FY 2025 figures, rather than a guaranteed future payment.

View the Informational Handout | **Proposed Yard Sign**

View the FY 2025 School Land Trust Payment Report

STRATEGIC PLAN OBJECTIVES 10.2, 10.4, 10.5, 12.4 | PUBLIC INFORMATION AND SCHOOL FINANCE

E. Board Committee Reports

10. Removal of Consent Items for Discussion
11. Approval of Consent Items

A. Personnel

All hirings are based upon the findings of each individual's background check, licensure status, and discipline report from the Minnesota Department of Education.

1) Lane Change for Amber Blilie from MA + 10 to MA + 20
2) Lane Change for Nick Paur from BA to BA + 10
3) Kenzie Skogen as 7th Grade Volleyball Coach
4) Ben Del Greco as a Junior High Football Coach
5) 2026–2028 Terms and Conditions of Employment for Noncertified Employees 197

Objective 7.4: Regularly review compensation and benefits to remain competitive within the region., Objective 9.4: Foster a positive workplace culture built on respect and trust.

BARNESVILLE PUBLIC SCHOOLS

INDEPENDENT SCHOOL DISTRICT 146

TERMS AND CONDITIONS OF EMPLOYMENT

NONCERTIFIED EMPLOYEES

CLERICAL | FOOD SERVICE | KIDS CLUB | SPECIAL EDUCATION TRANSPORTATION

TERM

July 1, 2026 - June 30, 2028

Table of Contents

ARTICLE I: RATE OF PAY 4

Section 1. Rates of Pay: 4

Section 2. Step Advancement: 4

Section 3. Number of Annual Hours Worked: 4

Section 4. Paydays: 4

Section 5. Consistent Rate of Pay for Secretaries Working in Food Service: 4

Section 6. Grandfather Provision—Rates of Pay and Paydays: 4

Subd. 1. Existing Employees: 4

Subd. 2. Newly Hired Employees: 5

Article II: LEAVES OF ABSENCE 5

Section 1. Sick Leave: 5

Subd. 1. Required Hours: 5

Subd. 2. Accruing Sick Leave: 5

Subd. 3. Qualifying Events: 5

Subd. 4. Medical Certificate: 5

Subd. 5. Deducting Accrued Leave: 5

Subd. 6. Submitting Requests: 6

Subd. 7. Pay Out Sick Leave Over 120 Days: 6

Section 2. Workers' Compensation: 6

Section 3. Bereavement Leave: 6

Section 4. Personal Leave: 6

Subd. 1. Number of Personal Days: 6

Subd. 2. Reimbursement for Over Three (3) Days: 6

Subd. 3. Requesting Personal Day: 6

Section 5. Childcare Leave: 7

Subd. 1. Subject to Provisions: 7

Subd. 2. Written Intention: 7

Subd. 3. Pregnancy: 7

Subd. 4. Adjusting Proposed Ending Date: 7

Subd. 5. Commencement and Duration: 7

Subd. 6. Re-employed in Position: 7

Subd. 7. Grounds for Termination: 7

Subd. 8. Experience Credit: 7

Subd. 9. Eligibility to Participate in Group Insurance: 8

Section 6. Family and Medical Leave: 8

Subd. 1. Up to Twelve (12) Weeks per Year: 8

Subd. 2. Unpaid and Eligible for Health Contributions: 8

Subd. 3. Substituting Paid Vacation, Paid Sick Leave, or Paid Personal Leave: 8

Subd. 4. Thirty (3) Day Written Notice: 8

Section 7. Other Leave: 8

Section 8. Time Off in One-Hour Increments: 9

Article III: Vacations and Holidays 9
Section 1. Vacations for 12-Month Employees: 9
Section 2. Vacations for 10-Month Employees: 9
Section 3. Maximum Accumulated Vacation: 9
Section 4. Payout for Unused Vacation Days: 9
Section 5. Holiday Schedule: 10
Article IV: 403(b) Deferred Compensation Match Program 10
Section 1. Eligibility: 10
Section 2. Annual District Match: 10
Section 3. Utilization: 10
Section 4. Authorization: 10
Section 5. Vendors: 10
Article V: Group Insurance 11
Section 1. Health and Hospitalization Insurance: 11
Article VI: Substitutes 11
Section 1. Substitute Rate: 11
Section 2. Long-term Substitute: 11
Article VII: Detention Supervisors 11
Section 1. Rate of Pay: 11
SALARY SCHEDULES 12

ARTICLE I: RATE OF PAY

Section 1. Rates of Pay:

All employees will be compensated at the hourly rates shown on the attached salary schedule. All employees must clock in and out using the District-approved electronic timekeeping system. Hours must be approved by the employee's supervisor in accordance with the District's Pay Schedule. The timing and distribution of wage payments will be governed by Sections 4 and 6 below.

Section 2. Step Advancement:

An employee who works 15 hours or more per week and 130 days in one classification will be eligible for step advancement. Those employees working less than 15 hours per week in one classification or less than 130 days in one classification will be eligible for step advancement every 2 years. The steps are earned at the beginning of each fiscal year. Twelve-month employees will earn their step advancement on the anniversary of their employment. Summer cleaning positions will be eligible for step advancement beginning with the 3rd consecutive season of employment.

Section 3. Number of Annual Hours Worked:

The School District will assign the total number of annual work hours for each position. Assigned hours are exclusive of unpaid lunch periods. Employees must record their actual hours worked in the District-approved timekeeping system, including changes resulting from early dismissals, late starts, or other variations from their assigned schedule. For grandfathered employees receiving wages in 20 or 24 equal installments, wages paid for assigned hours that were not worked will be deducted from the employee's final paycheck. Employees who are not grandfathered will be paid each pay period based on their actual approved hours worked.

Section 4. Paydays:

Employees will be paid on the District's regular paydays in accordance with the District's Pay Schedule. Except for grandfathered employees who elect equal installments under Section 6, wages will be based on the actual hours worked, recorded, and approved for the applicable pay period. Paychecks based on actual hours worked will not be issued in equal amounts

Section 5. Consistent Rate of Pay for Secretaries Working in Food Service:

Secretaries shall receive a consistent pay rate for all hours worked throughout their scheduled day. This includes any time spent performing duties in the lunchroom, where their pay will no longer be subject to a reduction. This ensures that their hourly wage remains uniform, regardless of their specific work location or responsibilities during the workday.

Section 6. Grandfather Provision—Rates of Pay and Paydays:

Subd. 1. Existing Employees:

Employees employed in a position covered by these Terms and Conditions as of September 21, 2026, shall retain their existing election to receive wages in 20 or 24 equal installments. The existing election will remain in effect without requiring the employee to submit a new election each year. This grandfather provision applies only while the employee remains continuously employed by the District. An employee who terminates employment with the District and is later rehired will not be eligible for the 20- or 24-installment option.

Subd. 2. Newly Hired Employees:

Employees hired into positions covered by this Terms and Conditions of Employment on or after September 22, 2026 shall be subject to the following provisions, notwithstanding any conflicting language in Section 1, Rates of Pay, or Section 4, Paydays:

All newly hired employees must clock in and out using the district-approved electronic timekeeping system. Wages will be paid on an hourly basis in accordance with the attached salary schedule and the District's Pay Schedule, based on actual hours worked and approved by the employee's supervisor. Paychecks will not be issued in equal increments.

Article II: LEAVES OF ABSENCE

Section 1. Sick Leave:

Subd. 1. Required Hours:

Employees must work at least three hours a day to qualify for sick leave.

Subd. 2. Accruing Sick Leave:

It will be prorated at the rate of one day per month times the number of annual months worked per year, accumulative to 120 days. All days earned beyond 90 days must be earned while physically present on the job.

Subd. 3. Qualifying Events:

Disability/sick leave with pay shall be allowed by the School District according to MS 181.9413 whenever an employee's absence is found to have been due to the employee's illness/disability, or illness/disability to the employee's child (as defined in Section 181.940, subd 4), adult child, spouse, sibling, parent, grandparent, stepparent which prevented the employee's attendance at school and performance of duties on that day or days. Disability/sick leave will be granted to the employee if a member of the employee's family (Section 181.940, subd 4) is under the care of a qualified physician. Disability/sick leave may be granted at the discretion of the Superintendent to the employee if a person outside the employee's family (Section 181.940, subd 4) is seriously ill. A medical certificate may be required by the Superintendent to certify that the member of the employee's family is under a qualified physician's care.

Subd. 4. Medical Certificate:

The School District may require an employee to furnish a medical certificate from a qualified physician as evidence of his or her illness indicating such absence was due to illness in order to qualify for disability/sick leave pay. In the absence of a medical certificate, the final determination of eligibility of an employee for disability/sick leave is reserved to the School District. If a certificate is provided, the School District may require a second opinion. Should a second opinion be required, the cost of obtaining such certificate shall be borne by the School District.

Subd. 5. Deducting Accrued Leave:

Disability/sick leave allowed shall be deducted from the accrued disability/sick leave days earned by the employee.

Subd. 6. Submitting Requests:

Disability/sick leave pay shall be approved only upon submission using an electronic time clock provided by the School District.

Subd. 7. Pay Out Sick Leave Over 120 Days:

On June 30th of each year, employees having accrued over 120 days sick leave will be paid out 25% of their individual daily rate of pay for each full day over 120 days.

Section 2. Workers' Compensation:

Pursuant to M.S. 176, an employee injured on the job in the service of the School District and collecting workers' compensation insurance may draw sick leave and receive full salary from the School District, the salary to be reduced by an amount equal to the insurance payments and only that fraction of the days not covered by insurance will be deducted from accrued sick leave.

Section 3. Bereavement Leave:

Employees attending a funeral of their immediate family member, either their and/or their spouse's mother, father, brother or sister's funeral, shall be granted up to five (5) days of paid leave per funeral. Additional days with pay may be granted at the discretion of the Superintendent. The number of days used shall be deducted from accrued sick leave days. In addition, employees attending funerals not in the immediate family may have a total of three days during the duration of this agreement that will be deducted from their accumulated disability/sick leave. Employees attending other funerals may use personal leave, other leave or any combination of the above not to exceed five (5) days per funeral. At the discretion of the Superintendent, additional days may be credited against disability/sick leave.

Section 4. Personal Leave:

Non-Certified personnel will be granted personal leave as specified in the teachers' Master Agreement, Article XII, Section 5.

Subd. 1. Number of Personal Days:

An employee will be granted three days personal leave per year, accumulative to a maximum of six days.

Subd. 2. Reimbursement for Over Three (3) Days:

At the conclusion of each school year, employees having accrued over 3 days of personal leave will be reimbursed for up to three (3) days over three at the rate of $110.00 for each full day or the prorated amount for a fractional day. Employees who are scheduled less than eight (8) hours per day will receive a prorated payout rate based on their scheduled daily working hours divided by eight (8).

Subd. 3. Requesting Personal Day:

Requests for personal leave must be submitted through the District-approved system at least three days in advance, except in an emergency. Personal leave must be taken in minimum increments of one-half day, except that clerical staff identified in Section 8 may take personal leave in one-hour increments. No more than three noncertified employees per building may use personal leave on the same day. Approval of a third employee's request is subject to the availability of a qualified substitute. During the first two weeks and last two weeks of the school year, no more than two noncertified employees per building may use personal leave on the same day. Personal leave during the last week of school may be granted at the Superintendent's discretion and is not grievable.

Section 5. Childcare Leave:

Child care leave will be granted to non-certified personnel as specified in the teachers' Master Agreement, Article XII, Section 6.

Subd. 1. Subject to Provisions:

A childcare leave shall be granted by the School District, subject to the provisions of this section, provided such parent is caring for the child on a full time basis.

Subd. 2. Written Intention:

A employee making application for childcare leave shall inform the Superintendent in writing of intention to take the leave at least three calendar months before commencement of the intended leave. In the event of an unusual circumstance, this time period may be waived.

Subd. 3. Pregnancy:

If the reason for the childcare leave is occasioned by pregnancy, an employee may utilize disability/sick leave pursuant to the disability/sick leave provisions of the Agreement during a period of physical disability. However, an employee shall not be eligible for disability/sick leave during a period of time covered by a childcare or other leave of absence. A pregnant employee will also provide, at the time of the leave application, a statement from her physician indicating the expected date of delivery. Leave days used as disability/sick leave days that qualify under the Family Medical Leave Act shall be deducted first from disability/sick leave days accrued in prior years before being deducted from the days accrued during the current year.

Subd. 4. Adjusting Proposed Ending Date:

The School District may adjust the proposed ending date of a childcare leave so that the dates of the leave coincide with some natural break in the school year - i.e.: winter vacation, spring vacation, semester break, end of a grading period, end of the school year, or the like.

Subd. 5. Commencement and Duration:

In making a determination concerning the commencement and duration of a childcare leave, the School District shall not, in any event, be required to:

1. Grant any leave more than twelve (12) months in duration.
2. Permit the employee to return to his or her employment prior to date designated in the request for childcare leave.

Subd. 6. Re-employed in Position:

A employee returning from childcare leave shall be re-employed in a position for which he or she is licensed unless previously discharged or placed on unrequested leave.

Subd. 7. Grounds for Termination:

Failure of the employee to return pursuant to the date determined under this section shall constitute grounds for termination unless the School District and the employee mutually agree to an extension in the leave.

Subd. 8. Experience Credit:

A employee who returns from child care leave within the provisions of this section shall retain all previous experience credit for pay purposes and any unused leave time accumulated under the provisions of this Agreement at the commencement of the beginning of the leave. The employee shall

not accrue additional experience credit for pay purposes or leave time during the period of absence for childcare leave.

Subd. 9. Eligibility to Participate in Group Insurance:

A employee on child care leave is eligible to participate in group insurance programs if permitted under the insurance policy provisions, but shall pay the entire premium for such programs as the employee wishes to retain, commencing with the beginning of the childcare leave. The right to continue participation in such group insurance programs, however, will terminate if the employee does not return to the district pursuant to this section. Leave under this section shall be without pay or fringe benefits.

Section 6. Family and Medical Leave:

Subd. 1. Up to Twelve (12) Weeks per Year:

Pursuant to the Family and Medical Leave Act, 29 U.S.C. 2601 et. seq., an eligible employee shall be granted, upon written request, up to a total of twelve (12) weeks of leave per year in connection with: (1) the birth and first-year care of a child; (2) the adoption or foster placement of a child; (3) the serious health condition of an employee's spouse, child or parent, and; (4) the employee's own serous health condition.

Subd. 2. Unpaid and Eligible for Health Contributions:

Such leave shall be unpaid, except an eligible employee, during such leave, shall be eligible for regular School District group health insurance contributions as provided in this Agreement for the period of the leave, but not to exceed twelve (12) weeks per year, notwithstanding any other provisions of this Agreement.

Subd. 3. Substituting Paid Vacation, Paid Sick Leave, or Paid Personal Leave:

The employee may elect, or the School District may require the employee, to substitute paid vacation, paid sick leave, or paid personal leave for leave otherwise provided under this section. However, nothing herein, nor any other provision of the Agreement, shall require the School District to combine leaves for a period of time that exceeds twelve (12) weeks.

Subd. 4. Thirty (3) Day Written Notice:

The employee will provide at least thirty (30) days of written notice of request for leave when the reason for the leave is foreseeable. The employee shall further make reasonable efforts to schedule any treatment so as to minimize disruption of the work of the School District.

Section 7. Other Leave:

The Superintendent must approve all other leave. With the exception of jury duty or a legal subpoena, other leaves will be without pay. All days of leave not reimbursed by the School District will be limited to one (1) per school year and other leave is subject to a salary deduction on a per diem basis. In addition to the employee salary deduction, the employee requesting and receiving approval for additional other leave days (beyond the one day permitted per year) will also provide the necessary compensation for the substitute needed to fill the vacancy. Leave requested for medical purposes for the employee and/or employee's immediate family as defined in the Disability/Sick Leave section shall be excluded from providing compensation for the substitute. Employees will not be able to accumulate and/or carry over other leave days from one school year to the next school year. Employees must request to the Superintendent of Schools both in writing and in person at a minimum of thirty (30) days in advance of all requests for other leave. Other leave requests will be granted at the discretion of the

Superintendent of Schools in cooperation and with consultation of the building administrators. Employees requesting other leave must have exhausted all personal leave and vacation days prior to making a request for other leave. The language herein applies to nine month employees. Ten and twelve month employees seeking unpaid leave beyond one day will be subject to the discretion of the Superintendent for approval.

Section 8. Time Off in One-Hour Increments:

Clerical staff, defined as secretaries, administrative assistants, and the Payroll/HR Assistant, may take District-provided sick leave, ESST, vacation, and personal leave in increments of one hour. This provision does not apply to Minnesota Paid Leave, which must be taken in minimum increments of one full scheduled workday under the District's MNPL Internal Procedures.

Article III: Vacations and Holidays

Section 1. Vacations for 12-Month Employees:

The following positions are eligible for paid vacation: Superintendent's Secretary, Community Education Secretary, and Payroll/HR Assistant.

Years of Experience	Vacation Days
1-4	10
5-14	15
15-24	20
25 and up	25

Section 2. Vacations for 10-Month Employees:

Clerical staff working at least 10 months per year will receive 5 paid vacation days.

Section 3. Maximum Accumulated Vacation:

Employees can accumulate a maximum of 35 days of paid vacation. Any days exceeding this limit will be forfeited without compensation.

Section 4. Payout for Unused Vacation Days:

Unused vacation days are not eligible for payout.

Section 5. Holiday Schedule:

The following positions are eligible for paid holidays: Superintendent's Secretary, Community Education Secretary, and Payroll/HR Assistant.

Paid Holidays Include:

- New Year's Day
- President's Day (if observed as a school holiday)
- Good Friday
- Memorial Day
- Juneteenth
- Independence Day
- Labor Day
- Thanksgiving Day
- Day after Thanksgiving
- Christmas Eve
- Christmas Day
- New Year's Eve

Article IV: 403(b) Deferred Compensation Match Program

Section 1. Eligibility:

To be eligible to participate in the certified 403(b) match program, an employee must work 6 hours per day, accumulative to 130 days in one classification. The HR/Payroll Assistant qualifies working a minimum of 5 hours per day, 12 months per year.

Section 2. Annual District Match:

The district match shall be based on years of service in District No. 146 as follows:

Years of Service	Match per Year
1	$0
2-3	$500
4-10	$1,000
11-up	$2,000

The maximum district contribution per non-certified career with ISD No. 146 is not to exceed $34,500.

Section 3. Utilization:

Eligible employees must annually make the deferred compensation election during the annual election period or lose the annual benefit.

Section 4. Authorization:

The deferred compensation program is subject to MN Stat. 356.24.

Section 5. Vendors:

Educators Financial Services Inc., Valic, HBW Financial Services/Cetera Advisor Networks, Horace Mann Insurance Co., and FMS Financial Planning and Edward Jones. The 403b deferred match program will be administered by a 3rd party hired by the School District.

Article V: Group Insurance

Section 1. Health and Hospitalization Insurance:

An employee deemed full-time under the Affordable Care Act calculation shall receive a health insurance contribution of $6,300 in 2026–2027 and $6,700 in 2027–2028. Any additional premium cost shall be borne by the employee and paid through payroll deduction.

Article VI: Substitutes

Section 1. Substitute Rate:

Rate of pay for substitutes is set annually by the School District.

Section 2. Long-term Substitute:

A long term substitute will move from the substitute rate of pay to the first step of the band and grade of the employee they are replacing based on one of the following conditions:

1. Approval by the school board for a leave of absence
2. Employed as a substitute for 30 consecutive workdays in that position. The rate of pay will not be retroactive and benefits would be pro-rated.

Article VII: Detention Supervisors

Section 1. Rate of Pay:

Rate of pay will be at the B-2-1 lane, experience counted. Substitutes will be paid at the established rate for substitutes.

SALARY SCHEDULES

2026-27

STEP	A-1-1	A-1-2	A-1-3	B-2-1	B-2-2	B-2-3
1	$14.87	$18.77	$20.80	$22.82	$23.69	$24.61
2	$15.75	$19.31	$21.39	$23.48	$24.37	$25.29
3	$16.65	$19.80	$21.92	$24.05	$24.90	$25.92
4	$17.54	$20.28	$22.42	$24.59	$25.49	$26.57
5	$18.51	$20.79	$22.97	$25.13	$26.02	$27.18
6	$19.36	$21.84	$23.76	$25.71	$26.54	$27.84

2027-28

STEP	A-1-1	A-1-2	A-1-3	B-2-1	B-2-2	B-2-3
1	$15.24	$19.24	$21.32	$23.39	$24.28	$25.23
2	$16.14	$19.79	$21.92	$24.07	$24.98	$25.92
3	$17.07	$20.30	$22.47	$24.65	$25.52	$26.57
4	$17.98	$20.79	$22.98	$25.20	$26.13	$27.23
5	$18.97	$21.31	$23.54	$25.76	$26.67	$27.86
6	$19.84	$22.39	$24.35	$26.35	$27.20	$28.54

A-1-1 Cook Helper, Kids Club Student Worker, Custodian Student Worker
A-1-2 Food Service Cashier, Van Driver
A-1-3 Kids Club Adult Assistant
B-2-1 Cook
B-2-2 HS Records Secretary, Elem Office Assistant, Kids Club Leader
B-2-3 HS Administrative Assistant, Elem Administrative Assistant, DO Administrative Assistant, Community Ed Secretary, Payroll/HR Assistant

Objective 8.5: Clarify roles, responsibilities, and organizational expectations.

DISTRICT ADMINISTRATION

Superintendent

Leading learning, stewardship, and community trust across Barnesville.

This full-time, 12-month salaried position serves as chief executive officer for the school district. The Superintendent provides leadership in developing and maintaining high-quality educational programs and services and administers all functions of the district.

Position at a Glance

EMPLOYMENT Full-time | 12-month | Salaried	**REPORTS TO** School Board
DEPARTMENT District Office	**SUPERVISES** All district personnel
WRITTEN AND REVISED September 2026	**JOB EVALUATION DATE** January

Role Focus

40%		**DISTRICT LEADERSHIP** | Programs, strategy, and improvement
25%		**ACCOUNTABILITY** | Performance, finance, facilities, and planning
20%		**SCHOOL BOARD** | Governance support and policy implementation
10%		**COMMUNICATION** | Internal, community, and public relations
5%		**STAFF LEADERSHIP** | Hiring, supervision, evaluation, and growth

Qualification Snapshot

EDUCATION	EXPERIENCE	LICENSURE
Master's or specialist degree required	3 or more years as a superintendent or principal desired	Minnesota Superintendent license required

Core Capabilities

- Working knowledge of all aspects of a public school district.
- Ability to lead and supervise people with varied skills and responsibilities.
- Effective, timely, and successful decision-making skills.
- Ability to build positive relationships with the School Board, employees, students, families, and community.
- Excellent written, verbal, interpersonal, and organizational skills.
- Ability to analyze data, manage resources, and communicate clear direction.
- Sound professional judgment, discretion, and commitment to confidentiality.
- Ability to remain effective while managing competing priorities, frequent interruptions, and high-stakes decisions.

01 Districtwide Leadership — 40%

Programs, systems, strategy, and continuous improvement

ESSENTIAL DUTIES AND RESPONSIBILITIES

- Provides leadership for all school district programs and processes.
- Articulates a mission and vision for the school district and leads the creation and implementation of the district's strategic plan.
- Leads continuous improvement efforts focused on expanding student opportunities and increasing achievement through collaboration with stakeholder groups.
- Ensures the delivery of high-quality curriculum, instructional programs, student services, and activities.
- Directs and coordinates the efforts of the district's administrative leadership team.
- Ensures compliance with district policies and all applicable state and federal standards and requirements.

02 Accountability & Stewardship — 25%

Performance, planning, finance, facilities, and organizational health

- Implements accountability systems and leads the school district through continuous improvement efforts.
- Develops short- and long-range plans to address identified needs through the collection, disaggregation, and analysis of relevant data.
- Disseminates information related to the school district's progress.
- Holds district staff accountable to performance expectations, goals, and standards.
- Oversees the district's financial condition and recommends budgetary actions to the School Board to support long-term fiscal health.
- Ensures district facilities and grounds are adequately maintained, safe, secure, and responsive to current and future needs.

03 School Board Leadership — 20%

Governance support, policy implementation, and informed decision-making

- Coordinates School Board activities and serves as chief executive officer under the direction of the Board.
- Implements and executes the decisions and policies of the School Board.
- Prepares the agenda for each meeting, attends all meetings, and participates in Board deliberations as an ex-officio member.
- Makes recommendations and provides information to support Board decisions on compensation, negotiations, curriculum and instruction, financial and facilities planning, policies, and the general welfare of the district.

04 Stakeholder Communication — 10%

Internal communication, community relations, and public representation

- Communicates effectively, both orally and in writing.
- Serves as spokesperson for the school district internally and externally.
- Represents the district with professional and business organizations, government agencies, and the general public.
- Responds to matters brought to the School Board and promotes positive community relations.

05 Staff Leadership — 5%

Recruitment, supervision, evaluation, accountability, and professional growth

- Ensures the hiring of qualified and competent staff.
- Hires administrators and makes recommendations to the School Board regarding the hiring and retention of district personnel.
- Supervises and evaluates members of the administrative leadership team.
- Ensures professional development opportunities are provided to district staff.

06 Professional Context

Decision-making, working conditions, and performance expectations

Decision-Making, Freedom to Act, and Major Challenges

The Superintendent is directly responsible to the School Board for decisions made on behalf of the district. Authority is delegated based on circumstances. Decision-making is guided by employment contracts, Board policies and procedures, past practice, and state and federal law.

Working Conditions

Most work is performed in typical office and school settings. The position requires travel between district buildings and travel away from the district for meetings, professional activities, and other responsibilities.

Physical Effort

The position requires sustained periods of sitting, attending meetings, moving throughout district facilities, and working with technology and office equipment.

Mental Effort

The position requires high-stakes decision-making; development and interpretation of policy; collaboration with state departments, community organizations, and other entities; effective delegation; and the simultaneous management of multiple priorities. The Superintendent analyzes and interprets data, conducts research, manages resources, visualizes outcomes, and evaluates the performance of others.

07 Accountability & Expected Outcomes

Position accountability and annual performance expectations

A performance evaluation will be conducted annually by the School Board.

Supervision of Others

The position includes responsibility for all district employees.

Machines, Tools, Equipment, Electronic Devices, and Software

- Operates various office equipment, technology equipment, and related software.

Job Outcomes

- Projects a positive, cooperative, and respectful attitude with community members, parents, students, and employees.
- Provides the School Board with adequate information and guidance for informed decision-making.
- Provides leadership in planning programs and future direction so the district offers appropriate educational services for a changing society.
- Provides leadership to administrators and directors so buildings and departments operate smoothly and efficiently while delivering high-quality educational programs.
- Ensures district facilities are adequately maintained and needs are addressed in a timely manner.
- Oversees development and administration of the district budget and financial management to assure efficient and appropriate allocation of funds in accordance with state regulations and generally accepted accounting principles.
- Ensures the district recruits and selects high-quality employees and provides evaluation and professional development opportunities that maintain and improve performance.
- Provides a coordinated, high-quality curriculum that is continually reviewed and updated.

Position Description Statement

This description summarizes the general nature of the work expected of an individual assigned to this position. Employees may be required to perform other job-related duties requested by the School Board. All requirements are subject to possible modification to reasonably accommodate individuals with a disability.

BUSINESS SERVICES

Finance Officer

Stewarding public resources with accuracy, transparency, and long-term financial discipline.

This full-time salaried position provides leadership for the district's financial operations and personally carries out many core financial functions. The Finance Officer leads budgeting, accounting, financial reporting, payroll finance, purchasing controls, cash management, audit preparation, and financial systems while also coordinating employee benefit finance, investments, debt accounting, grants and program finance, and related federal and state financial compliance.

Position at a Glance

EMPLOYMENT Full-time | 12-month | Salaried	**REPORTS TO** Superintendent
DEPARTMENT District Office	**SUPERVISES** None
WRITTEN AND REVISED September 2026	**JOB EVALUATION DATE** TBD

Role Focus

20%	**BUDGET DEVELOPMENT & PLANNING** | Budgets, forecasts, levy requirements, and financial analysis
20%	**ACCOUNTING & FINANCIAL REPORTING** | General ledger, closing, reconciliations, and reporting
20%	**COMPLIANCE & AUDIT** | Federal and state reporting, regulatory compliance, audit coordination, insurance, and financial records
14%	**PAYROLL FINANCE, BENEFITS & TRANSACTIONS** | Payroll finance, benefits, transactions, and required payroll/benefit filings
10%	**PURCHASING & CASH MANAGEMENT** | Procurement controls, banking, investments, and internal controls
10%	**GRANTS & PROGRAM FINANCE** | Restricted funding, reimbursements, School Nutrition, and program financial compliance
5%	**FINANCIAL SYSTEMS & SUPPORT** | Technology, procedures, staff guidance, and operational continuity
1%	**DEBT & LONG-TERM FINANCING** | Bond accounting, debt administration, financing coordination, and related reporting

Qualification Snapshot

EDUCATION	EXPERIENCE	KNOWLEDGE	TECHNOLOGY
Bachelor's degree in accounting, finance, business administration, or a related field.	Progressively responsible experience in school finance, governmental accounting, budgeting, audit, payroll finance, purchasing, or related financial work preferred.	Governmental accounting, Minnesota school finance, UFARS, GASB, financial systems, internal controls, and applicable federal and state requirements.	Proficiency with Microsoft Word, Excel, PowerPoint, Google Sheets and other Google Workspace applications, accounting and payroll systems, and web-based financial applications.

Core Capabilities

- Knowledge of accounting, budgeting, payroll finance, purchasing, investments, cash management, and Minnesota school finance.
- Ability to maintain accurate records and reconcile complex financial accounts.
- Ability to interpret policies, procedures, contracts, accounting standards, and reporting requirements.
- Excellent written, verbal, interpersonal, and organizational skills.
- Ability to analyze financial data and explain impacts, options, and recommendations.
- Ability to administer and improve financial systems, business processes, and internal controls.
- Ability to meet deadlines and manage multiple priorities.

01 Budget Development & Planning — 20%

Annual budgets, forecasts, analysis, levy requirements, and long-range fiscal stewardship

- Leads development, implementation, monitoring, and revision of the districts' annual budgets in collaboration with the Superintendent and administrators.
- Prepares multi-year financial projections and analyzes revenues, expenditures, staffing costs, enrollment, fund balances, and other factors affecting long-term financial sustainability.
- Monitors budget-to-actual results, identifies significant variances, and evaluates potential budget changes and funding options.
- Coordinates levy certification, Truth in Taxation requirements, and other statutory budget and property-tax reporting.
- Prepares and presents budget information, financial reports, forecasts, and analyses to the Superintendent, Finance Committee, School Board, and other stakeholders.

02 Accounting & Financial Reporting — 20%

General ledger integrity, reconciliations, closing, statements, and decision support

- Maintains accurate accounting records and the district chart of accounts in accordance with GAAP, GASB, UFARS, Board policy, and applicable requirements.
- Performs month-end and year-end closing processes, including reconciliations, schedules, accruals, receivables, transfers, and other required entries.
- Reviews and records accounting transactions and maintains appropriate documentation, coding, and financial master data.
- Prepares periodic financial statements, budget-to-actual reports, supporting schedules, and analyses for administration and the School Board.
- Monitors changes in governmental accounting standards and implements required accounting and financial reporting changes.

03 Compliance & Audit — 20%

Federal and state reporting, regulatory compliance, audit coordination, insurance, and records

- Coordinates annual audit preparation and provides schedules, reconciliations, confirmations, records, and supporting documentation to the independent auditors.
- Completes and coordinates required federal, state, and other governmental financial reports, filings, and regulatory submissions, except retirement reporting.
- Monitors changes in federal and state laws, regulations, agency requirements, and reporting requirements affecting District financial operations and implements necessary compliance procedures.
- Coordinates District insurance renewals and coverage and related financial responsibilities.
- Assists with public data requests involving financial records and provides financial information to governmental agencies and other authorized parties.

04 Payroll Finance, Benefits & Transaction Processing — 14%

Payroll finance, employee benefits, payables, receivables, and required reporting

- Coordinates payroll and employee benefit financial functions with the Payroll/HR Assistant, including financial coding, reconciliations, and implementation of negotiated and other approved compensation and benefit provisions.
- Coordinates HITA, benefit renewals, open enrollment, and related employee benefit administration and serves as the primary financial resource for benefits.
- Completes required payroll, tax, and benefits filings, including payroll tax reports, W-2s, 1099s, ACA compliance, Pay
- Equity, and other assigned federal and state reports.
- Administers accounts payable and receivable processes and maintains appropriate supporting documentation and controls.
- Prepares staff cost analyses and negotiation costing for bargaining and non-bargaining employee groups.

05 Purchasing & Cash Management — 10%

Procurement compliance, cash, banking, investments, and stewardship of public funds

- Administers purchasing and procurement procedures and provides guidance to staff regarding Board policy, state law, federal requirements, and applicable procurement regulations.
- Reviews purchase orders and expenditures for appropriate coding, funding, documentation, and procurement requirements; purchase approval remains with the appropriate supervisor.
- Manages District cash resources, banking relationships, deposits, disbursements, and investments in accordance with Board policy and applicable statutes.
- Maintains appropriate separation of duties and develops, implements, documents, and improves internal financial controls that safeguard District assets.
- Reviews financial terms of contracts, agreements, purchases, and other business transactions and provides financial, funding, or procurement guidance when needed.

06 Grants & Program Finance — 10%

Restricted funding, reimbursements, School Nutrition, and program financial compliance

- Administers the financial aspects of federal, state, and local grants and special revenue programs, including budgets, coding, reimbursement requests, financial reporting, and supporting documentation.
- Coordinates ESEA and other assigned grant budgets and reimbursements and monitors expenditures for compliance with funding restrictions and approved uses.
- Provides financial oversight of School Nutrition and supports financial and procurement compliance for child nutrition programs, including required claims and financial reporting.
- Assists administrators in identifying appropriate funding sources and financial requirements for programs, purchases, and restricted expenditures.
- Prepares and maintains financial documentation supporting program reviews, reimbursement claims, and other program compliance requirements.

07 Financial Systems & Support — 5%

Technology, procedures, staff guidance, and operational continuity

- Administers, evaluates, and improves financial systems, spreadsheets, reporting tools, business processes, and internal procedures; does not develop or configure software applications.
- Implements procedural and system-related changes required by legislation, Board policy, technology, or District operational needs.
- Provides financial procedure, UFARS coding, system, and funding guidance to administrators and staff.
- Maintains financial procedures and documentation and supports cross-training and continuity of business office functions.
- Represents the District in financial matters with auditors, governmental agencies, financial institutions, consultants, vendors, and other external partners.

08 Debt & Long-Term Financing — 1%

Bond accounting, debt administration, financing coordination, and related reporting

- Coordinates bond accounting, debt administration, debt payments, financial reporting, and ongoing financial compliance related to debt and financing agreements.
- Serves as the District's financial liaison with municipal advisors, bond counsel, financial institutions, rating agencies, auditors, and other financing professionals.
- Provides District financial information and participates in rating calls, financing analyses, and other activities related to bond issues and long-term financing.

09 Professional Context

Decision-making, working relationships, working conditions, physical effort, and mental effort

Decision-Making, Freedom to Act, and Major Challenges

The Finance Officer uses independent professional judgment, experience, accounting standards, District policies and procedures, contract language affecting financial transactions, and state and federal requirements when carrying out assigned responsibilities and resolving financial issues. The position provides objective financial analysis and recommendations within delegated authority. Material exceptions, policy questions, and decisions beyond delegated authority are referred to the Superintendent.

Working Conditions

Work is performed primarily in a typical office environment and may include meetings outside normal business hours and concentrated work during budget, payroll reporting, levy, year-end, grant, and audit deadlines.

Physical Effort

The position requires extended periods of sitting and repetitive use of computers and other office equipment, with occasional movement of records, supplies, and files.

Mental Effort

The position requires sustained concentration, numerical accuracy, confidentiality, organization of complex records, and completion of time-sensitive work despite frequent interruptions. The Finance Officer must manage multiple priorities, analyze financial data, resolve discrepancies, interpret requirements, and meet recurring statutory and operational deadlines.

10 Accountability & Expected Outcomes

Position accountability and annual performance expectations

Supervision of Others

The position does not supervise other employees.

Machines, Tools, Equipment, Electronic Devices, and Software

Operates computers, calculators, scanners, printers, and other office equipment and uses Microsoft Word, Excel, PowerPoint, Google Sheets and other Google Workspace applications, accounting and payroll systems, databases, banking platforms, and web-based financial and governmental reporting applications.

Job Outcomes

- Maintains accurate, complete, secure, and auditable financial records and completes required financial processes and reporting accurately and on schedule.
- Provides timely, understandable financial information and analysis to support informed administrative and School Board decisions.
- Maintains District financial operations in compliance with UFARS, GASB, applicable laws and regulations, grant requirements, Board policies, and financial procedures.
- Supports responsible stewardship of public funds through sound budgeting, financial planning, cash and investment management, procurement compliance, and effective internal controls.
- Maintains reliable financial systems, procedures, and documentation while providing responsive, confidential, professional, and cooperative support to staff and District operations.

Position Description Statement

This description summarizes the general nature of the work expected of an individual assigned to this position. Employees may be required to perform other job-related duties requested by their supervisor. All requirements are subject to possible modification to reasonably accommodate individuals with a disability.

TECHNOLOGY

Director of Technology

Keeping Barnesville connected, secure, supported, and ready to learn.

This districtwide administrative leadership position directs, maintains, secures, and supports the technology systems that power instruction, administration, communication, and facility safety. The Director provides hands-on technical expertise, protects district data and access, supports employees and students, and recommends practical improvements - from networks and WiFi to iPads, cybersecurity, cameras, and user support.

Position at a Glance

EMPLOYMENT Full-time | 12-month | Administrative	**REPORTS TO** Superintendent and Principals
DEPARTMENT Technology	**SUPERVISES** None
WRITTEN AND REVISED September 2026	**JOB EVALUATION DATE** TBD

Role Focus

25%	**NETWORK SYSTEMS** | Wired infrastructure, servers, switches, and firewalls
25%	**TECHNOLOGY SUPPORT** | Teachers, staff, students, and classrooms
10%	**WIFI SYSTEMS** | Connectivity across buildings and grounds
20%	**IPAD SYSTEMS & DEVICE DEPLOYMENT** | Secure, supported devices across their lifecycle
10%	**CYBERSECURITY & SAFETY SYSTEMS** | Privacy, cameras, access, and incident response
10%	**COMMUNICATIONS & GROWTH** | Website, social media, and professional learning

Qualification Snapshot

EDUCATION	EXPERIENCE PREFERRED	CERTIFICATION
Two- or four-year degree in IT, computer science, network administration, educational technology, or a related field; applicable experience may substitute	Network infrastructure, WiFi, device management, and technology support in education or another multi-user setting	No certification or licensure required; CompTIA Network+, Security+, Apple, Cisco, or equivalent preferred

Core Capabilities

- Network protocols, switching and routing, firewalls, WiFi standards, and cybersecurity fundamentals.
- Mobile Device Management, especially Apple/iPad ecosystems, device deployment, and inventory systems.
- IP security cameras, video-management software, storage, and access controls.
- Strong troubleshooting, diagnostic, and problem-solving skills across hardware, software, and connectivity.
- Clear communication and the ability to explain technical information to non-technical users.
- Ability to work with varied constituencies while staying current with educational technology and endpoint-management trends.

01 Network Systems — 25%

Secure, well-documented core infrastructure

ESSENTIAL DUTIES AND RESPONSIBILITIES

- Oversees the design, configuration, monitoring, security, and performance of wired infrastructure, servers, switches, firewalls, and related systems.
- Performs routine maintenance, troubleshooting, updates, backups, and security measures and coordinates major repairs or vendor support as needed.
- Maintains network documentation, access controls, and compliance with district policies and relevant regulations.
- Recommends network upgrades, replacements, and capacity planning as district needs evolve.

02 Technology Support — 25%

Teachers, staff, students, classrooms, and instructional tools

- Provides day-to-day technical assistance for hardware, software, classroom devices, projection systems, and instructional technology tools.
- Performs troubleshooting, setup, configuration, and repair coordination and escalates complex issues appropriately.
- Trains and supports teachers and staff on effective technology use and responds to help-desk tickets and on-site requests promptly.
- Assists with technology integration for instructional and administrative needs.

03 WiFi Systems — 10%

Reliable connectivity across district buildings and grounds

- Manages wireless access points, controllers, coverage, performance, and security across all district buildings and grounds.
- Monitors signal strength, capacity, and interference and performs troubleshooting, firmware updates, and optimizations.
- Supports seamless connectivity for instructional devices, staff, and approved guests.
- Coordinates WiFi expansions, upgrades, documentation, and vendor support when needed.

04 iPad Systems & Device Deployment — 20%

Secure, supported devices throughout their lifecycle

- Oversees MDM platforms, enrollment, configuration profiles, app deployment, updates, and security settings.
- Manages inventory, imaging and setup, distribution, recovery, and end-of-life processes for student and staff iPads.
- Provides user support, troubleshooting, and training related to iPads and associated apps and services.
- Maintains accurate device records and recommends replacement cycles.

05 Cybersecurity & Safety Systems — 10%

Data privacy, incident response, cameras, storage, and access

- Monitors systems, enforces security policies, applies updates, supports vulnerability checks and awareness training, and promotes data-privacy compliance.
- Responds to technology incidents and coordinates security measures, repairs, documentation, and vendor support.
- Oversees security-camera installation, configuration, recording, storage, access, maintenance, coverage, retention, and authorized footage requests.

06 Communications & Professional Growth — 10%

Website, social media, training, and emerging technology

- Maintains accurate district website content and functionality.
- Creates, schedules, and posts official social-media content consistent with district branding and communication guidelines.
- Attends training, seminars, district in-service, and staff meetings and stays current with emerging technologies and cybersecurity practices.
- Applies professional learning to district needs and recommends practical technology improvements.

07 Professional Context

Decision-making, working conditions, physical effort, and mental effort

Decision-Making, Freedom to Act, and Major Challenges

The Director makes decisions about networks, WiFi, device management, support priorities, cybersecurity, and security cameras, consulting the Superintendent, building principals, and other personnel when needed. The Director balances security with usability, prioritizes competing requests, and manages limited resources under time constraints. The Technology Committee meets monthly or as needed to discuss and update district technology needs.

Working Conditions

Work is performed primarily in offices, server and network rooms, and classrooms, with occasional work outdoors, in confined spaces, or at heights for access points and cameras. The role may encounter moderate equipment noise, dust, and typical building conditions and may require protective equipment or safety procedures. Occasional evening or weekend work supports maintenance, upgrades, and urgent needs.

Physical Effort

The position regularly sits, stands, walks, bends, stoops, kneels, and moves through district buildings. It uses ladders or lifts occasionally, frequently carries equipment up to 20 pounds, and occasionally lifts up to 50 pounds. The work requires visual acuity, depth perception, hand-eye coordination, manual dexterity, and extended periods at a computer or on-site.

Mental Effort

The position manages concurrent tasks, interruptions, urgent outages, and competing demands. It analyzes technical data, diagnoses complex issues, researches solutions, manages resources, learns new systems quickly, meets service expectations, and communicates and collaborates continually with colleagues and end users.

08 Accountability & Expected Outcomes

Position accountability and annual performance expectations

A performance evaluation will be conducted annually by the Superintendent.

Supervision of Others

The position has no formal supervision of employees, but may coordinate with or guide part-time support staff, vendors, or student helpers as assigned.

Machines, Tools, Equipment, Electronic Devices, and Software

- Uses computers, laptops, servers, switches, routers, firewalls, wireless access points and controllers, iPads, MDM platforms, security-camera systems, video-management software, cabling tools, testers, hand tools, ladders, diagnostic equipment, office-productivity software, network-monitoring and management tools, remote-support tools, inventory systems, and vendor software.

Job Outcomes

- Maintains reliable, secure networks, WiFi, servers, switches, firewalls, and related infrastructure.
- Provides timely, respectful technical support for teachers, staff, students, and classrooms.
- Manages district iPads and other devices through enrollment, configuration, deployment, recovery, and replacement.
- Maintains accurate documentation, inventories, access controls, and recommended replacement cycles.
- Protects district data, systems, and access through cybersecurity measures, updates, awareness, and incident response.
- Maintains security-camera systems and supports authorized footage requests in accordance with district practices.
- Keeps district website and social-media content accurate, functional, branded, and timely.
- Communicates and collaborates effectively with district staff, students, and the community.
- Projects a positive, cooperative, respectful, and service-oriented attitude with students, families, staff, vendors, and community members.

Position Description Statement

This description summarizes the general nature of the work expected of an individual assigned to this position. Employees may be required to perform other job-related duties requested by their supervisor. All requirements are subject to possible modification to reasonably accommodate individuals with a disability.

FACILITIES & OPERATIONS

Director of Buildings and Grounds

Leading safe, clean, reliable, and well-planned facilities for learning and community use.

This full-time, 12-month administrative leadership position directs the maintenance, cleaning, safety, security, and long-term stewardship of district buildings, grounds, equipment, and furnishings. The Director leads department personnel, preventive maintenance, regulatory compliance, energy management, facility use, capital planning, and emergency response so facilities remain safe, efficient, and ready for education and community programs.

Position at a Glance

EMPLOYMENT Full-time | 12-month | Administrative	**REPORTS TO** Superintendent
DEPARTMENT Buildings & Grounds	**SUPERVISES** Buildings and grounds personnel
WRITTEN AND REVISED September 2026	**JOB EVALUATION DATE** TBD

Role Focus

30%	**PEOPLE & DEPARTMENT LEADERSHIP** | Staffing, training, supervision, and performance
25%	**FACILITIES & MAINTENANCE** | Systems, work orders, repairs, and reliability
15%	**SAFETY & COMPLIANCE** | Health, security, records, and preparedness
10%	**GROUNDS & OPERATIONS** | Seasonal services, fleet, and facility use
10%	**BUDGET & ENERGY** | Purchasing, contracts, utilities, and efficiency
10%	**CAPITAL & DISTRICT PLANNING** | Long-range priorities, projects, and support

Qualification Snapshot

EDUCATION	EXPERIENCE	KNOWLEDGE
Bachelor's degree or equivalent relevant education and experience in facilities, building systems, trades, or a related field	Successful facilities-management and supervisory experience preferred	Building systems, preventive maintenance, custodial operations, safety, budgets, energy controls, and capital projects

Core Capabilities

- Current boiler/engineer license and valid Minnesota driver's license required; Facilities Director Certification preferred.
- Training and experience in electrical, plumbing, carpentry, HVAC, and pneumatic and digital controls.
- Ability to lead and evaluate staff fairly and interpret policies, labor agreements, codes, contracts, and regulations.
- Strong human relations, communication, organization, problem-solving, and conflict-resolution skills.
- Ability to manage budgets, purchasing, contracts, data, energy use, and operational priorities.
- Ability to coordinate capital projects and exercise sound emergency and after-hours judgment.

01 People & Department Leadership — 30%

Staffing, assignments, training, performance, and employee relations

ESSENTIAL DUTIES AND RESPONSIBILITIES

- Establishes department staffing, schedules, assignments, procedures, service standards, and performance expectations.
- Coordinates employee selection and recommends hiring, lead assignments, promotions, and reassignments under district policy and labor agreements.
- Trains staff in custodial and maintenance procedures, equipment, chemicals, protective equipment, and emergency response; evaluates performance.
- Supervises employees fairly, resolves routine concerns, maintains coverage, and communicates department priorities.

02 Facilities & Preventive Maintenance — 25%

Building systems, inspections, work orders, repairs, and emergency response

- Directs daily inspection, operation, cleaning, maintenance, and repair of district buildings, systems, furnishings, and equipment.
- Maintains preventive-maintenance schedules, work-order priorities, equipment histories, warranties, and quality-control systems.
- Assigns staff or contractors for HVAC, boiler, electrical, plumbing, carpentry, controls, and other building-system work.
- Coordinates planned and emergency repairs and after-hours response to protect people, property, and continuity of operations.

03 Safety, Security & Compliance — 15%

Health and safety programs, regulatory compliance, records, and preparedness

- Administers health, safety, and environmental programs and compliance with EPA, OSHA, AHERA, fire, building, and accessibility requirements.
- Coordinates required inspections, tests, permits, reports, records, corrective actions, and regulatory follow-up.
- Oversees access and security systems and supports emergency plans, drills, incident response, and operational continuity.
- Manages hazardous materials, safety data sheets, chemical storage and disposal, protective equipment, and exposure response.

04 Grounds & Operational Support — 10%

Outdoor facilities, seasonal services, fleet, events, and community use

- Directs grounds, outdoor facilities, snow and ice control, landscaping, athletic surfaces, and seasonal maintenance.
- Coordinates facility access, setups, custodial coverage, equipment, and restoration for district and community users.
- Oversees facilities vehicles and equipment, including service schedules, inspections, inventories, and safe operation.
- Maintains readiness during severe weather, school breaks, summer projects, special events, and emergencies.

05 Budget, Purchasing & Energy — 10%

Budgets, contracts, inventories, utilities, controls, and efficiency

- Develops, recommends, and monitors the department budget, staffing, overtime, supplies, equipment, contracts, and replacements.
- Oversees purchasing, inventories, maintenance contracts, quotes, bids, and vendor performance.
- Monitors utilities, energy use, building automation, and controls and recommends efficiency and reliability improvements.

06 Capital Planning & District Leadership — 10%

Facility priorities, projects, administrative leadership, and communication

- Maintains facility-condition data and long-range maintenance, capital improvement, and equipment-replacement priorities.
- Coordinates remodeling, repair, and capital projects and monitors scope, schedule, budget, safety, and quality.
- Serves on the superintendent's administrative team and supports district initiatives, committees, and professional development.
- Advises the Superintendent and School Board on facility risks, priorities, projects, and resources and communicates during emergencies.

07 Professional Context

Decision-making, working conditions, physical effort, and mental effort

Decision-Making, Freedom to Act, and Major Challenges

The Director of Buildings and Grounds uses professional judgment, technical knowledge, experience, district policy, labor agreements, fire and building codes, contracts, budget parameters, and state and federal requirements when making decisions, solving problems, and resolving conflicts. The Director may take immediate action within delegated authority to protect people, property, and continuity of operations. Material exceptions, policy questions, major unbudgeted commitments, and decisions beyond delegated authority are referred to the Superintendent.

Working Conditions

Work is performed throughout district buildings and grounds, including offices, mechanical rooms, rooftops, confined spaces, shops, storage areas, and outdoor facilities. The position may encounter extreme temperatures, dirt, dust, chemicals, high humidity, wet or noisy conditions, heights, moving equipment, and cleanup of bodily fluids. The Director travels between district sites and is on call for off-hours programming, severe weather, alarms, and emergency situations.

Physical Effort

The position requires frequent movement throughout facilities and grounds, with occasional climbing, work at heights or in confined spaces, pushing and pulling, and lifting or moving objects weighing up to 50 pounds. The employee must be able to inspect equipment and work areas and safely use required protective equipment.

Mental Effort

The position requires analysis of technical and operational information, visualization of solutions, sound emergency judgment, and resolution of interpersonal conflicts. The Director must organize work for self and others, manage simultaneous priorities and interruptions, respond calmly under time pressure, and remain flexible and service-oriented when conditions change.

08 Accountability & Expected Outcomes

Position accountability and annual performance expectations

A performance evaluation will be conducted annually by the Superintendent.

Supervision of Others

The position supervises all buildings and grounds personnel, including assigned custodial, maintenance, grounds, seasonal, and department-support employees. The Director establishes work expectations, schedules and assigns work, provides training and feedback, evaluates performance, and recommends personnel actions in accordance with district policy and applicable labor agreements.

Machines, Tools, Equipment, Electronic Devices, and Software

- Operates computers, office equipment, work-order and recordkeeping systems, building automation and energy-management systems, security and communication systems, testing instruments, hand and shop tools, cleaning equipment, forklifts, personnel lifts, trucks, snowplows, tractors, loaders, mowers, and other facilities and grounds equipment for which properly trained or licensed.

Job Outcomes

- Maintains safe, clean, comfortable, secure, accessible, and attractive facilities for education and community use.
- Ensures daily building, grounds, custodial, and plant operations are reliable, efficient, and responsive.
- Identifies and corrects maintenance risks early through effective inspections, preventive maintenance, and work-order systems.
- Leads department employees consistently, fairly, and effectively in accordance with district policy, labor agreements, and law.
- Maintains required health, safety, environmental, inspection, and facility records and completes corrective actions promptly.
- Administers budgets, purchasing, inventories, contracts, staffing, overtime, and energy use within approved guidelines.
- Coordinates capital projects and equipment renewal to improve safety, efficiency, reliability, and long-term value.
- Provides timely operational information, recommendations, and emergency communication to district leadership.
- Projects a positive, cooperative, respectful, and service-oriented attitude with students, families, staff, contractors, and community members.

Position Description Statement

This description summarizes the general nature of the work expected of an individual assigned to this position. Employees may be required to perform other job-related duties requested by their supervisor. All requirements are subject to possible modification to reasonably accommodate individuals with a disability.

STUDENT NUTRITION

Director of Food Service

Leading safe, nutritious, efficient, and welcoming meal programs for students throughout the district.

This full-time administrative leadership position directs the district's Preschool through Grade 12 school nutrition program during the school year and coordinates meal service for Kids Club during the summer months. The Director leads menu planning, food production, employee supervision, food safety, regulatory compliance, purchasing, budgeting, records, and program improvement, and performs stipend-supported food preparation and purchasing duties for activity concessions.

Position at a Glance

EMPLOYMENT Full-time | 12-month | Salaried	**REPORTS TO** Superintendent
DEPARTMENT Food Service	**SUPERVISES** Food service personnel
WRITTEN AND REVISED September 2026	**JOB EVALUATION DATE** TBD

Role Focus

30%	**NUTRITION PROGRAM OPERATIONS** | Menus, production, meal service, quality, and participation
25%	**STAFF & KITCHEN LEADERSHIP** | Scheduling, training, workflow, and performance
15%	**FOOD SAFETY & COMPLIANCE** | HACCP, sanitation, meal patterns, dietary needs, and wellness
10%	**BUDGET, PURCHASING & INVENTORY** | Forecasting, procurement, commodities, and equipment
10%	**RECORDS & PROGRAM IMPROVEMENT** | Claims, documentation, reviews, data, and communication
10%	**KIDS CLUB & CONCESSIONS** | Summer meals and stipend-supported activity service

Qualification Snapshot

EDUCATION	EXPERIENCE	KNOWLEDGE
Meets USDA professional hiring standards applicable to the district; relevant postsecondary education or equivalent qualifying experience preferred	Successful food-service management and supervisory experience required; school-nutrition experience preferred	School nutrition programs, meal patterns, food safety, purchasing, budgets, inventory, production records, and staff supervision

Core Capabilities

- Minnesota Certified Food Protection Manager credential required or ability to obtain within six months of employment.
- Ability to meet USDA professional standards, food-safety training, and annual continuing-education requirements.
- Knowledge of menu planning, standardized recipes, food production, portion control, special diets, and safe food handling.
- Strong leadership, communication, organization, problem-solving, and customer-service skills.
- Ability to manage budgets, purchasing, inventory, claims, records, data, and program deadlines accurately.
- Ability to support school-year meals, summer Kids Club meals, and activity-season concessions.

01 Nutrition Program Operations — 30%

Menus, production, meal service, quality, and participation

ESSENTIAL DUTIES AND RESPONSIBILITIES

- Directs planning, preparation, service, and evaluation of meals for Preschool through Grade 12 students and district programs.
- Develops compliant menus that consider student needs, food availability, cost, and district wellness goals.
- Establishes production schedules, standardized recipes, portion controls, service standards, and food-quality expectations.
- Monitors participation, service efficiency, food quality, waste, and feedback and adjusts operations to improve program performance.

02 Staff & Kitchen Leadership — 25%

Staffing, scheduling, training, workflow, and performance

- Recruits, schedules, trains, supervises, and evaluates food service employees under district policy and labor agreements.
- Organizes preparation, service, cleanup, cashiering, and recordkeeping work and maintains appropriate staffing and coverage.
- Provides ongoing training in food safety, equipment, sanitation, allergens, meal patterns, customer service, and required records.
- Promotes respectful, student-centered service and coordinates operations with administrators and other departments.

03 Food Safety, Compliance & Wellness — 15%

HACCP, sanitation, meal patterns, dietary needs, and wellness

- Administers school nutrition programs under USDA, Minnesota Department of Education, health-department, and district requirements.
- Maintains food-safety and HACCP plans, sanitation procedures, logs, inspections, recall procedures, and corrective actions.
- Coordinates required meal modifications and allergy accommodations with families, school nurses, and staff.
- Supports district wellness-policy implementation and maintains safe, inclusive, and orderly meal-service environments.

04 Budget, Purchasing & Inventory — 10%

Budgeting, procurement, commodities, inventory, and equipment

- Develops and monitors the food service budget, revenues, expenditures, staffing, meal costs, pricing, and financial performance.
- Purchases food, beverages, supplies, and equipment under procurement requirements and approved specifications.
- Manages USDA Foods, deliveries, receiving, storage, inventory rotation, security, loss prevention, and waste reduction.
- Evaluates vendor performance and recommends equipment maintenance, repair, replacement, and long-range kitchen needs.

05 Records & Program Improvement — 10%

Claims, production records, reviews, data analysis, and communication

- Maintains accurate meal counts, claims, eligibility and verification records, production records, inventories, and financial documentation.
- Prepares for MDE administrative reviews, audits, health inspections, and program monitoring and completes required corrective actions.
- Analyzes participation, cost, compliance, and service data and reports to the Superintendent and School Board.

06 Summer Kids Club & Concessions — 10%

Summer meal service and stipend-supported activity concessions

- Plans and coordinates summer Kids Club meals and snacks, including menus, purchasing, preparation, food safety, and records.
- Performs stipend-supported concession food preparation and ordering of food, candy, beverages, and supplies during activity seasons.
- Coordinates concession menus, quantities, storage, and delivery with activity and concession staff.
- Separately tracks school nutrition, Kids Club, and concession purchases, inventory, expenses, and records.

07 Professional Context

Decision-making, working conditions, physical effort, and mental effort

Decision-Making, Freedom to Act, and Major Challenges

The Director of Food Service uses professional judgment, food-safety knowledge, district policy, program regulations, approved budgets, and operational data when making decisions. The Director may adjust menus, staffing, production, purchasing, and service within delegated authority. Major policy, personnel, or unbudgeted matters are referred to the Superintendent.

Working Conditions

Work is performed in school kitchens, cafeterias, storage areas, freezers, coolers, receiving areas, and offices. The position is exposed to heat, cold, steam, noise, wet or slippery surfaces, cleaning chemicals, allergens, sharp utensils, and moving equipment. School-year meals, summer Kids Club service, and activity-season concessions may require early mornings, occasional evenings, and schedule adjustments.

Physical Effort

The position requires prolonged standing and walking; frequent bending, reaching, pushing, pulling, and repetitive hand use; and lifting or moving food, supplies, and equipment up to 50 pounds. The employee must safely operate commercial kitchen equipment in refrigerated, heated, and wet environments.

Mental Effort

The position requires managing meal periods, staffing, deadlines, records, purchases, compliance requirements, and interruptions. The Director must analyze data, respond calmly to food-safety or allergy concerns, solve service problems quickly, and remain accurate under time pressure.

08 Accountability & Expected Outcomes

Position accountability and annual performance expectations

A performance evaluation will be conducted annually by the Superintendent.

Supervision of Others

The position supervises all food service personnel. The Director establishes schedules and expectations, assigns duties, trains and evaluates employees, maintains coverage, and recommends personnel actions in accordance with district policy and applicable labor agreements.

Machines, Tools, Equipment, Electronic Devices, and Software

- Operates computers, point-of-sale and meal-accounting systems, office equipment, thermometers, scales, ovens, ranges, steamers, kettles, slicers, mixers, warmers, refrigerators, freezers, dish machines, carts, and other commercial food-service equipment for which properly trained.

Job Outcomes

- Provides safe, nutritious, appealing, and compliant meals for Preschool through Grade 12 students and district programs.
- Maintains efficient, welcoming, and respectful meal service that supports student wellness, learning, and participation.
- Keeps school nutrition operations compliant, properly licensed, financially responsible, and prepared for reviews and inspections.
- Leads food service employees consistently and fairly and maintains effective staffing, training, and coverage.
- Maintains accurate meal counts, claims, production records, food-safety logs, inventories, purchasing records, and required reports.
- Administers budgets, procurement, USDA Foods, inventories, contracts, and equipment resources within approved guidelines.
- Provides reliable, safe, and well-documented meals and snacks for Kids Club during the summer months.
- Completes stipend-supported concession food preparation and purchasing responsibilities effectively during activity seasons.
- Projects a positive, cooperative, responsive, and service-oriented attitude with students, families, staff, vendors, and community members.

Position Description Statement

This description summarizes the general nature of the work expected of an individual assigned to this position. Employees may be required to perform other job-related duties requested by their supervisor. All requirements are subject to possible modification to reasonably accommodate individuals with a disability.

ACTIVITIES & COMMUNITY EDUCATION

Director of Student Activities and Community Education Coordinator

Leading student experiences and lifelong learning opportunities across Barnesville.

This full-time, 11-month salaried position develops, implements, and maintains districtwide co-curricular and extracurricular student activities and community education programs for all age groups. The position also assists administrators with supervision of district personnel.

Position at a Glance

EMPLOYMENT Full-time | 11-month | Salaried	**REPORTS TO** Superintendent and principals
DEPARTMENT Activities and Community Education	**SUPERVISES** Secretary, coaches, officials, activity workers, and concession manager
WRITTEN AND REVISED Fall 2026	**JOB EVALUATION DATE** TBD

Role Focus

70%		**STUDENT ACTIVITIES** | Preschool through Grade 12
15%		**COMMUNITY EDUCATION** | Programs for all ages
15%		**DISTRICT LEADERSHIP** | Coordination and other duties

Qualification Snapshot

EDUCATION	EXPERIENCE	LICENSURE
BA/BS degree required Master's degree in educational leadership preferred	Experience in a Pre-K through Grade 12 educational setting Administrative experience preferred	Educational leadership licensure preferred

Core Capabilities

- Demonstrated ability to work positively with children and adults.
- Ability to work effectively with school personnel and the public.
- Strong attention to detail and ability to maintain confidentiality.
- Excellent written, verbal, interpersonal, spelling, grammar, mathematical, and organizational skills.
- Ability to multitask while maintaining accuracy and organization.
- Ability to remain on task amid frequent interruptions.
- Self-directed, dependable, and able to take initiative.
- Highly proficient with and adaptable to relevant and emerging technologies.

01 Student Activities — 70%

Cocurricular and Extracurricular Student Activities | Preschool through Grade 12

ESSENTIAL DUTIES AND RESPONSIBILITIES

- Administers all co-curricular and extracurricular student activities in the district.
- Hires new coaches, advisors, and volunteers, including interviewing candidates and recommending hires.
- Evaluates all activities coaches, advisors, and volunteers.
- Schedules all co-curricular and extracurricular student activities in the district.
- Arranges transportation for all co-curricular and extracurricular student activities in the district.
- Manages all game-day activities, including programs, workers, and ticket sales.
- Attends more than 75% of all co-curricular and extracurricular student activities, including all parent nights.
- Hires and arranges payment for all referees and umpires for student activities.
- Oversees and maintains equipment and supplies for all student activities programs.
- Maintains related district and Minnesota State High School League (MSHSL) websites.
- Plans and organizes fine arts and athletic banquets.
- Updates and recommends student activities handbooks for Board approval.
- Manages all matters related to students' participation in MSHSL activities, including permission and medical forms, academic eligibility, school activities fees, and the investigation and reporting of violations.
- Completes and submits all student activities reports required by the district, MSHSL, and the Minnesota Department of Education (MDE).
- Plans and recommends grounds and facilities improvements.
- Serves as the school liaison to booster clubs.

02 Community Education — 15%

Programs and learning opportunities for all ages

- Develops and evaluates classes and programs for community members of all ages.
- Oversees participant enrollment in community education classes and programs and maintains accurate records.
- Employs instructors for enrichment classes.
- Supervises the mailing of informational materials and catalogs announcing community education programs and offerings.
- Collects data needed for program analysis and decision-making.
- Participates in local and state activities designed to improve adult education.

03 District Leadership

15%

District coordination, communication, and administrative support

- Consults regularly with principals regarding progress, issues, and concerns.
- Attends weekly administration meetings and makes recommendations to administrators.
- Conducts regular advisory committee meetings.
- Coordinates use of all indoor and outdoor facilities.
- Writes related articles for the school website, Facebook, and local newspaper.
- Performs other duties assigned or requested by the Superintendent and principals.

04 Professional Context

Decision-making, working conditions, and performance expectations

Decision-Making, Freedom to Act, and Major Challenges

The position requires effective time management across daily duties and after-school and evening event supervision. The director uses experience, past practice, district policy, and state and federal law when making decisions, solving problems, and resolving conflict. Precedent-setting or sensitive matters are referred to the Superintendent.

Working Conditions

The position includes supervision of outdoor activities during inclement weather and occasional exposure to conditions other staff members may encounter, including airborne pathogens and ill students.

Physical Effort

The position requires movement throughout the district during the day and evening, travel from one activity to another, and attendance at professional meetings, conferences, and seminars.

Mental Effort

The position involves managing multiple tasks simultaneously; analyzing and interpreting data; forming conclusions; identifying successful solutions; managing resources; conducting research; and evaluating the performance of others.

05 Accountability & Expected Outcomes

Position accountability and annual performance expectations

A performance evaluation will be conducted annually by the Superintendent and principals.

Supervision of Others

This position supervises all employees and contracted workers involved in co-curricular and extracurricular activities.

Machines, Tools, Equipment, Electronic Devices, and Software

- Various office equipment, technology and related software, and security equipment.
- Bound, RevTrak, JMC, and MSHSL.
- Other tools and systems as assigned or adopted by the district.

Job Outcomes

- Projects a positive, cooperative, and respectful attitude with community members, parents, students, and employees.
- Provides programs that portray a positive public image to the community, parents, and students.
- Establishes open communication channels with the community to gather information important to the overall development of community education.
- Develops and implements community education programs that better serve community needs.
- Provides an environment in which each student can reach their potential.
- Administers program budgets within budget guidelines and in accordance with state regulations, rules, guidelines, district policies, and procedures.

Position Description Statement

This description summarizes the general nature of the work expected of an individual assigned to this position. Employees may be required to perform other job-related duties requested by their supervisor. All requirements are subject to possible modification to reasonably accommodate individuals with a disability.

ACTIVITIES & COMMUNITY EDUCATION

Community Education & Activities Secretary

Connecting students, families, staff, and community through organized programs and responsive service.

This full-time, hourly, non-administrative position provides secretarial support for student activities and community education. The Secretary manages registrations and records, assists with schedules and events, processes fees and routine paperwork, prepares communications, and serves students, families, staff, instructors, and community members.

Position at a Glance

EMPLOYMENT Full-time | 12-month | Hourly	**REPORTS TO** Director of Student Activities and Community Education Coordinator
DEPARTMENT Student Activities & Community Education	**SUPERVISES** None
WRITTEN AND REVISED Fall 2026	**JOB EVALUATION DATE** TBD

Role Focus

25%	**STUDENT ACTIVITIES** | Auxiliary accounts, transactions, statements, and advisor and coach support
25%	**COMMUNITY EDUCATION** | School-year and summer program creation, registration, participant service, and records
20%	**FINANCIAL & PURCHASING** | Fees, deposits, orders, invoices, and account support
15%	**SCHEDULING & EVENTS** | Facilities, calendars, facility-use contracts, building access, and logistics
12%	**COMMUNICATIONS & OFFICE** | Correspondence, publications, websites, and service
3%	**SYSTEMS & OPERATIONS** | Door security, access systems, data systems, procedures, and continuity

Qualification Snapshot

EDUCATION	EXPERIENCE	KNOWLEDGE
High school diploma required; postsecondary training in office support, bookkeeping, or business preferred	Secretarial, office management, customer service, registration, scheduling, or related school experience preferred	Office systems, registration and scheduling software, records, basic bookkeeping, and data privacy

Core Capabilities

- Strong office administration, recordkeeping, registration, and customer service skills.
- Ability to maintain accurate activity and community education records and process routine financial transactions.
- Ability to use registration, scheduling, student, accounting, and web-based systems.
- Sound judgment, organization, discretion, and confidentiality.
- Excellent written, verbal, interpersonal, and organizational skills.
- Ability to coordinate schedules, facilities, forms, and deadlines across multiple programs.
- Ability to create clear correspondence, flyers, programs, brochures, and online information.
- Interest in student activities, enrichment, recreation, and community programs.

01 Student Activities Administration — 25%

Auxiliary accounts, transactions, statements, and advisor and coach support

ESSENTIAL DUTIES AND RESPONSIBILITIES

- Maintains accurate auxiliary account records, including checks, deposits, monthly statements, and year-end documentation.
- Works with activity advisors and coaches to process transactions, maintain required records, and respond to routine account questions.

02 Community Education Services — 25%

Program registration, participant records, customer service, and program support

- Processes registrations for community education classes, recreation, enrichment, and other district programs.
- Maintains rosters, waitlists, attendance, fees, payments, discounts, scholarships, and refund records; communicates changes and cancellations.
- Provides courteous support to participants, families, instructors, volunteers, and community organizations and resolves routine registration issues.
- Assists with instructor and volunteer forms, supplies, room arrangements, participant communications, and program evaluations.
- Creates and maintains school-year and summer recreation programs.
- Coordinates driver education class schedules, registrations, instructor communications, required paperwork, and contracts.
- Manages Kids Club online registration, weekly billing, fee tracking, and participant lists.

03 Financial & Purchasing Support — 20%

Fees, deposits, purchasing, invoices, account transactions, and records

- Enters requisitions, seeks quotations as directed, places orders, and documents receipt of equipment and supplies.
- Collects and processes activity and community education fees, gate and concession receipts, fundraiser donations, receipts, refunds, and deposits.
- Processes student activity account transactions and routes invoices, timesheets, and payment paperwork for workers, officials, and instructors.
- Pulls periodic financial reports, maintains supporting records, and assists the Director with routine budget monitoring.

04 Scheduling & Event Coordination — 15%

Facilities, calendars, contracts, building access, and event logistics

- Coordinates practice, game, event, class, and facility schedules and maintains accurate shared calendars.
- Secures and processes required paperwork for event workers, officials, transportation providers, non-conference contracts, and instructors.
- Coordinates room and facility needs, setup, custodial services, technology, and equipment requests as directed.
- Communicates schedule changes and cancellations and assists with activity-event and community-program logistics.
- Prepares and sends facility-use contracts and invoices and schedules building access for outside groups.

05 Communications & Office Support — 12%

Correspondence, publications, websites, files, and front-office service

- Provides secretarial support by preparing correspondence, flyers, programs, brochures, catalogs, forms, meeting materials, and files.
- Answers phones, email, and in-person inquiries and provides efficient, courteous service to students, families, staff, and the public.
- Maintains district, conference, and MSHSL websites and community education registration pages, calendars, and program information.
- Assign and manage access fobs for school employees and other authorized individuals.

06 Systems & Operational Support

3%

Concessions, door security, access systems, immediate needs, and continuity

- Supports concessions by ordering and stocking supplies, scheduling work groups, maintaining inventory, and processing event receipts.
- Administers door-security and other electronic access systems, programs key fobs for staff, coaches, and other authorized users, and safeguards confidential access data.
- Addresses routine immediate needs in the Director's absence and refers safety, policy, personnel, or unusual matters to an administrator.
- Documents procedures and participates in cross-training to support consistent service and operational continuity.

07 Professional Context

Decision-making, working conditions, physical effort, and mental effort

Decision-Making, Freedom to Act, and Major Challenges

The Community Education & Activities Secretary uses established district procedures, approved schedules, program information, registration rules, and supervisor direction to complete work and resolve routine questions. This non-administrative position does not independently approve programs, establish fees, determine eligibility exceptions, hire or discipline personnel, sign contracts, or commit district funds. Questions outside established procedures are referred to the Director or another appropriate administrator.

Working Conditions

Work is performed primarily in an office and at district activity or community education locations. The position includes frequent public contact, concentrated work during registration and event periods, and occasional evening or weekend responsibilities.

Physical Effort

The position requires extended periods of sitting and repetitive use of computers and other office equipment, with occasional lifting and movement of records, supplies, products, and equipment weighing up to 25 pounds.

Mental Effort

The position requires accuracy, organization, and timely completion of multiple tasks despite frequent interruptions. The Secretary must manage overlapping calendars and deadlines, handle money and records carefully, communicate calmly with the public, and shift priorities when activities, events, or programs change.

08 Accountability & Expected Outcomes

Position accountability and annual performance expectations

A performance evaluation will be conducted annually by the Director of Student Activities and Community Education Coordinator.

Supervision of Others

The position does not supervise other employees. It coordinates routine paperwork, schedules, and information for coaches, advisors, instructors, officials, event workers, volunteers, and community groups under the Director's guidance.

Machines, Tools, Equipment, Electronic Devices, and Software

- Operates standard office technology; registration, scheduling, student, and accounting systems; websites and web applications; and the door-security system.

Job Outcomes

- Maintains accurate, complete, current, and secure student activity and community education records.
- Processes registrations, fees, payments, deposits, refunds, purchases, and routine account transactions accurately and on schedule.
- Keeps schedules, facilities, rosters, event-worker information, and program communications current and coordinated.
- Provides timely support that allows the Director, coaches, advisors, and instructors to focus on program leadership and participants.
- Keeps websites, registration pages, publications, calendars, forms, and public information accurate and current.
- Provides students, families, staff, participants, instructors, and community members with responsive and respectful service.
- Maintains appropriate confidentiality and security for student, participant, payment, and other sensitive information.
- Documents procedures and maintains reliable systems that support continuity, internal controls, and efficient operations.
- Supports a positive, cooperative, welcoming, and service-oriented activities and community education office.

Position Description Statement

This description summarizes the general nature of the work expected of an individual assigned to this position. Employees may be required to perform other job-related duties requested by their supervisor. All requirements are subject to possible modification to reasonably accommodate individuals with a disability.

SCHOOL ADMINISTRATION

Elementary School Principal

Leading learning, belonging, and achievement for Barnesville's youngest students.

This full-time salaried position implements School Board policies under the direction of the Superintendent; leads the Elementary School's instructional program; supervises building personnel; and directs school operations, instruction, improvement planning, and student support.

Position at a Glance

EMPLOYMENT Full-time | 10-month | Salaried	**REPORTS TO** Superintendent
DEPARTMENT Elementary School	**SUPERVISES** All certified and classified Elementary School employees
WRITTEN AND REVISED Fall 2026	**JOB EVALUATION DATE** TBD

Role Focus

30%	**STAFF LEADERSHIP** | Recruitment, supervision, evaluation, and growth
20%	**INSTRUCTION** | Programs, curriculum, strategy, and improvement
10%	**BUDGET & PROGRAMS** | Building budget, programs, and activities
10%	**ACCOUNTABILITY** | Achievement data and school improvement
10%	**DISTRICT LEADERSHIP** | District initiatives and professional leadership
10%	**SCHOOL CLIMATE** | Behavior, discipline, safety, and belonging
10%	**COMMUNICATION** | Students, employees, families, and community

Qualification Snapshot

EDUCATION	EXPERIENCE	LICENSURE
Master's or specialist degree required	At least 3 years teaching; 3-5 years as a principal desired	Minnesota Principal license required

Core Capabilities

- Instructional leadership focused on student learning and achievement.
- Ability to recruit, supervise, evaluate, and support certified and classified staff.
- Knowledge of curriculum, school improvement, assessment, and data-informed decision-making.
- Ability to establish a safe, orderly, inclusive, and positive elementary school climate.
- Excellent written, verbal, interpersonal, and organizational skills.
- Sound budget, program, resource-management, and operational judgment.
- Ability to resolve concerns and conflicts with students, employees, and families.
- Ability to manage multiple priorities while maintaining accuracy, fairness, and confidentiality.

01 Staff Leadership — 30%

Recruitment, supervision, evaluation, accountability, and professional growth

ESSENTIAL DUTIES AND RESPONSIBILITIES

- Recruits, selects, assigns, supervises, schedules, and evaluates certified and classified building employees.
- Implements the district's staff-development and employee-evaluation models.
- Conducts regular classroom observations and provides staff with feedback focused on instruction, student engagement, and professional growth.
- Establishes clear performance expectations and supports employees in improving professional practice.
- Makes recommendations to the Superintendent regarding hiring and the renewal or nonrenewal of contracts.

02 Instructional Leadership — 20%

School vision, curriculum, programs, strategy, and continuous improvement

- Provides leadership for all Elementary School programs and processes.
- Articulates a mission and vision for the school that is consistent with the district's strategic plan.
- Leads continuous improvement efforts focused on student opportunities and achievement through collaboration with stakeholder groups.
- Assists with implementation of the district's strategic plan and districtwide instructional initiatives.
- Oversees development of the master schedule and curriculum to provide a comprehensive elementary program.
- Maintains confidentiality and ensures compliance with district policies and applicable requirements for student and employee records, data privacy, civil rights, special education, Section 504, and other state and federal requirements.

03 Budget & Program Stewardship — 10%

Building expenditures, educational programs, and school activities

- Develops and implements the Elementary School budget.
- Establishes and monitors a budget for all building expenditures.
- Manages the school's educational programs, extracurricular programs, and activities.

04 Student Achievement & Accountability — 10%

Performance data, identified needs, and school improvement planning

- Implements accountability measures for student achievement.
- Assists the school community in collecting, disaggregating, and analyzing school performance data.
- Develops, implements, and monitors a school improvement plan that addresses identified student and program needs.

05 District Leadership — 10%

Administrative collaboration, district initiatives, and professional representation

- Serves as a member of the district's administrative leadership team.
- Supports the general direction of the Superintendent and administrative leadership team.
- Assists with implementation of districtwide initiatives.
- Engages in relevant professional development.
- Participates on councils, committees, and task forces representing the Elementary School, district, and Superintendent.

06 School Climate & Student Support — 10%

Positive relationships, student behavior, discipline, safety, and belonging

- Creates and promotes a positive Elementary School environment.
- Leads systems supporting students' academic, behavioral, social-emotional, physical, and mental health needs, including MTSS, special education, Section 504, attendance, intervention services, and other student support programs; collaborates with staff and families; and ensures appropriate services consistent with district policy and law.
- Establishes and communicates clear expectations for student behavior.
- Monitors and promotes a positive building climate and cooperative working relationships.
- Supervises and administers student discipline using fair, consistent, and educationally appropriate practices.
- Participates in student meetings, employee meetings, professional development, and curriculum and instruction activities.
- Leads implementation of building safety, security, emergency response, crisis management, and student reunification procedures with district administration and community emergency partners. May respond to student safety situations and, when trained and authorized, participate in district-approved student safety interventions.

07 Stakeholder Communication — 10%

Students, employees, families, community, and public representation

- Communicates effectively, both orally and in writing.
- Serves as spokesperson for the Elementary School internally and externally.
- Works directly with students, employees, and families to resolve day-to-day concerns and conflicts.
- Promotes participation in community activities.
- Encourages collaboration between the Elementary School and other schools within the district.

08 Professional Context

Decision-making, working conditions, physical effort, and mental effort

Decision-Making, Freedom to Act, and Major Challenges

The principal uses experience, past practice, district policy and procedures, and state and federal law when making decisions, solving problems, and resolving conflict. Precedent-setting or sensitive matters are referred to the Superintendent.

Working Conditions

The position works in a typical school environment, attends evening events, and may be exposed to conditions encountered by other building employees, including airborne pathogens and students who are physically acting out.

Physical Effort

The position requires movement throughout the building and may occasionally require physical intervention with students.

Mental Effort

The position requires managing multiple tasks simultaneously, analyzing and interpreting data, conducting research, managing resources, and evaluating the performance of others.

09 Accountability & Expected Outcomes

Position accountability and annual performance expectations

A performance evaluation will be conducted annually by the Superintendent.

Supervision of Others

The position supervises all certified and classified employees assigned to the Elementary School.

Machines, Tools, Equipment, Electronic Devices, and Software

- Operates various office equipment, computers and related software, and security equipment.

Job Outcomes

- Demonstrates ethical, student-centered leadership; builds trust through fair, consistent, and respectful decisions; remains visible and accessible; develops positive relationships with students, employees, families, and community members; uses sound judgment; maintains confidentiality; and represents Barnesville Public Schools professionally.
- Provides a school environment that portrays a positive public image and communicates that resources are appropriately utilized.
- Maintains a safe and orderly Elementary School environment.
- Encourages collaboration between the Elementary School and other schools within the district.
- Provides educational opportunities that help every student reach their potential.
- Supervises building employees consistently and fairly in accordance with employment agreements, district policies, and labor law.
- Administers the building budget within established guidelines and in accordance with applicable rules, regulations, policies, and procedures.
- Recruits and selects high-quality employees and provides ongoing evaluation and professional development to maintain and improve employee and student performance.

Position Description Statement

This description summarizes the general nature of the work expected of an individual assigned to this position. Employees may be required to perform other job-related duties requested by their supervisor. All requirements are subject to possible modification to reasonably accommodate individuals with a disability.

ELEMENTARY SCHOOL OFFICE

Elementary School Administrative Assistant

Supporting students, families, staff, and the daily work of the elementary school.

This hourly, non-administrative position is the primary contact for the Barnesville Elementary School office. The Administrative Assistant supports daily office operations, student records and attendance, family communication, staffing, student health and safety, financial transactions, and school programs.

Position at a Glance

EMPLOYMENT 205 days | 1,640 hours | Hourly	**REPORTS TO** Elementary School Principal
DEPARTMENT Barnesville Elementary School	**SUPERVISES** Administrative and student office aides as assigned
WRITTEN AND REVISED Fall 2026	**JOB EVALUATION DATE** TBD

Role Focus

25%	**ELEMENTARY SCHOOL OFFICE** | Front office, visitors, daily procedures, calendars, mail, and student assistance
20%	**STUDENT RECORDS** | Attendance, JMC, enrollment, reporting, testing, and transportation changes
15%	**SCHOOL COMMUNICATIONS** | Families, mailings, alerts, announcements, and community information
15%	**STAFF & PRINCIPAL SUPPORT** | Substitutes, staff systems, projects, and administrative assistance
15%	**HEALTH, SAFETY & SECURITY** | First aid, medications, student supervision, drills, and building security
10%	**FINANCIAL & PROGRAM SUPPORT** | Payments, kindergarten, preschool, summer programs, and transportation support

Qualification Snapshot

EDUCATION	EXPERIENCE	KNOWLEDGE
High school diploma or equivalent; postsecondary office training preferred	School office, secretarial, records, health-office, or customer service experience preferred	JMC or student systems, attendance, communication tools, data privacy, first aid procedures, and basic bookkeeping

Core Capabilities

- Welcoming, organized service to students, families, staff, and visitors.
- Accurate attendance, records, reporting, and routine financial work.
- Ability to use JMC, Blackboard, and other district systems with care.
- Clear written and verbal communication, sound judgment, and confidentiality.
- Ability to follow student health, medication, safety, and security procedures.
- Ability to multitask, prioritize responsibilities, and respond calmly to interruptions.

01 Elementary School Office Operations — 25%

Front office, visitors, daily procedures, calendars, mail, and student assistance

ESSENTIAL DUTIES AND RESPONSIBILITIES

- Serves as the primary contact for the Barnesville Elementary School office and greets and assists students, parents and guardians, staff, visitors, and members of the public.
- Answers and directs telephone calls, responds to routine email and messages, and routes questions and information to the appropriate staff member.
- Maintains an organized, welcoming, and professional school office and assists students and staff with office equipment and procedures.
- Provides appropriate supervision and assistance for students waiting in or assigned to the office, including after school or during detention as directed.
- Sorts and distributes incoming mail and school communications and takes outgoing mail to the post office when an office aide is unavailable.
- Coordinates copying, filing, mailings, lamination, and other office projects and clerical needs.
- Maintains the conference calendar and room, hallway information display, lost and found, and office supplies.
- Coordinates new-family tours and serves as the school contact for student and organization pictures.
- Supervises administrative and student office aides when assigned.
- Maintains confidentiality of student, family, and staff information.

02 Student Records Attendance and Transportation — 20%

Attendance, JMC, enrollment, reporting, testing, and end-of-day changes

- Maintains accurate student attendance records in JMC, including absences, tardies, early dismissals, and related information.
- Confirms daily teacher attendance and communicates with parents or guardians regarding student absences when needed.
- Maintains student sign-in and sign-out procedures and assigns teacher schedules to students as directed.
- Compiles, maintains, and updates confidential student demographic, contact, enrollment, transfer, withdrawal, and related information.
- Prepares or assists with MARSS and Ed-Fi reporting, including PreK information, DIRS reporting, and other required student reports.
- Maintains records related to state testing and prints and organizes MCA materials.
- Assists students, parents and guardians, and bus drivers with end-of-day transportation changes and communicates changes promptly.
- Coordinates with the bus company and provides current lists of kindergarten, preschool, and newly enrolled students.

03 School Communications and Family Support — 15%

Mailings, alerts, announcements, family information, and community communication

- Coordinates and assists with school communications and mailings, including back-to-school information, report cards, progress reports, conferences, Kindergarten Round-Up, preschool screening, end-of-year information, health notices, and other school programs and events.
- Uses the Blackboard school alert system to distribute timely school information and emergency notifications as directed.
- Communicates school information and notices to the local newspaper as directed.
- Trains and assists students with morning announcements.
- Collects donations for school Spiritwear and organizes Spiritwear distribution on Fridays.
- Collects and organizes donated items and helps connect students with needed winter clothing or shoes.
- Assists families with routine questions and directs concerns to the appropriate employee or administrator.

04 Staffing Principal and Administrative Support — 15%

Substitutes, staff systems, projects, events, and administrative assistance

- Coordinates substitute teacher coverage when employees are absent and communicates assignments and changes to appropriate staff.
- Creates and maintains substitute folders and supporting information.
- Enters new employees and required setup information in JMC and other school systems as directed.
- Assists the Elementary School Principal with staff schedules, notices, projects, reports, correspondence, and other administrative needs.
- Assists teachers and staff with administrative and clerical needs and helps prepare and distribute information.
- Assists with preparation and organization of special events and school activities.
- Provides administrative assistance to the Parent Teacher Organization with various tasks.
- Prepares reports and information requested by the Elementary School Principal or district office.
- Performs other duties assigned by the Elementary School Principal, Superintendent, or High School office.

05 Student Health Safety and Security — 15%

First aid, medications, student supervision, emergency procedures, and building security

- Provides basic first aid within the scope of district procedures and training and assists with supervision of students in the health or sick room.
- Follows district procedures during medical emergencies and contacts the school nurse, parents or guardians, emergency personnel, or administrators as required.
- Orders student medications as directed and maintains complete and accurate medication records.
- Administers medications when needed and authorized in accordance with district procedures and training.
- Assists with emergency and fire drills and related student and staff communication.
- Supports school security procedures, including monitoring doors and hall passes and reporting concerns to the appropriate authorities.
- Responds calmly and professionally to changing student health, safety, and supervision needs.

06 Financial and Program Support — 10%

Payments, kindergarten, preschool, summer programs, and transportation support

- Collects, documents, and processes payments of various types, including rentals, checks, cash, lunch payments, preschool invoices, iPad fees, and other school funds in accordance with district procedures.
- Assists with Kindergarten Round-Up, kindergarten registration and enrollment, and preparation of student folders and registration materials.
- Assists with preschool screening communication and records, compiles preschool student folders and information, and prepares preschool invoices and reports.
- Assists with collection and documentation of preschool payments when assigned.
- Assists with planning and coordination of summer field trips and helps organize summer school programming.
- Assists van drivers with scheduling, student information, and other transportation needs.

07 Professional Context

Decision-making, working conditions, physical effort, and mental effort

Decision-Making, Freedom to Act, and Major Challenges

The Administrative Assistant follows district procedures and the Elementary School Principal's direction to resolve routine office, student-record, health, safety, transportation, and financial matters. Policy decisions, unusual requests, and matters requiring administrative judgment are referred to the Principal or other appropriate staff.

Working Conditions

Work is performed primarily in the elementary school office with frequent contact with students, families, staff, and visitors. The position may involve busy arrival, dismissal, health-room, reporting, school-event, and summer-program periods.

Physical Effort

The position requires extended sitting and regular use of computers and office equipment, with occasional movement of records, supplies, and materials.

Mental Effort

The position requires accuracy, discretion, and frequent multitasking while handling interruptions, multiple deadlines, confidential records, money, medications, and urgent student or family needs.

08 Accountability & Expected Outcomes

Position accountability and annual performance expectations

A performance evaluation will be conducted annually by the Elementary School Principal.

Supervision of Others

The position supervises administrative and student office aides when assigned and coordinates routine information and paperwork with students, families, teachers, substitute employees, transportation personnel, office staff, and district staff under the Principal's guidance.

Machines, Tools, Equipment, Electronic Devices, and Software

- Uses computers, scanners, printers, telephones, office equipment, JMC, Blackboard, student reporting systems, spreadsheets, word processing, email, and other district applications.

Job Outcomes

- Provides a welcoming and responsive elementary school office for students, families, staff, and visitors.
- Maintains accurate attendance, enrollment, student information, testing records, and transportation information.
- Communicates routine and urgent information clearly through JMC, Blackboard, mailings, announcements, and direct contact.
- Coordinates substitute coverage, staff setup, office aides, and administrative support reliably.
- Follows student health, medication, safety, security, and emergency procedures accurately.
- Accounts for payments and other school funds accurately under district procedures.
- Supports kindergarten, preschool, summer programs, special events, and student services.
- Protects confidential information and maintains orderly records and procedures.
- Provides dependable administrative support to the Elementary School Principal and school staff.

Position Description Statement

This description summarizes the general nature of the work expected of an individual assigned to this position. Employees may be required to perform other job-related duties requested by their supervisor. All requirements are subject to possible modification to reasonably accommodate individuals with a disability.

ELEMENTARY SCHOOL OFFICE

Elementary Office Assistant

Supporting students, families, staff, and the daily work of the elementary school.

This hourly, non-administrative position assists with daily operations in the Barnesville Elementary School office. The Office Assistant supports student records and attendance, meal cashier duties, student health and safety, school payments, the Backpack Program, and clerical needs of the Principal and staff.

Position at a Glance

EMPLOYMENT 195 days | 1,170 hours | Hourly	**REPORTS TO** Elementary School Principal
DEPARTMENT Barnesville Elementary School	**SUPERVISES** None
WRITTEN AND REVISED Fall 2026	**JOB EVALUATION DATE** TBD

Role Focus

30%	**FRONT OFFICE & STUDENT SUPPORT** | Visitors, phones, records, attendance, and daily student needs
20%	**BREAKFAST & LUNCH CASHIER** | Meal purchases, daily counts, payments, and lunchroom support
15%	**FINANCIAL & ADMINISTRATIVE DUTIES** | School payments, weekly deposits, and documentation
15%	**STUDENT HEALTH & SAFETY** | First aid, health-office supervision, and emergency procedures
10%	**PRINCIPAL & STAFF SUPPORT** | Clerical assistance, office coverage, projects, and staff support
10%	**BACKPACK PROGRAM & SCHOOL EVENTS** | Weekly food packs, mailings, materials, and special events

Qualification Snapshot

EDUCATION	EXPERIENCE	KNOWLEDGE
High school diploma or equivalent; office training preferred	School office, clerical, cashier, records, or customer service experience preferred	JMC or student systems, attendance, data privacy, first aid procedures, and cash handling

Core Capabilities

- Welcoming, organized service to students, families, staff, and visitors.
- Accurate attendance, records, meal counts, and routine financial work.
- Ability to use JMC and other district systems with care.
- Clear written and verbal communication, sound judgment, and confidentiality.
- Ability to follow student health, safety, and emergency procedures.
- Ability to multitask, prioritize responsibilities, and respond calmly to interruptions.

01 Front Office and Student Support — 30%

Visitors, phones, records, attendance, and daily student needs

ESSENTIAL DUTIES AND RESPONSIBILITIES

- Greets and assists students, parents and guardians, staff, and visitors in a welcoming and professional manner.
- Answers telephone calls, takes messages, and directs questions to the appropriate staff member.
- Distributes incoming mail and school materials to staff and takes outgoing mail to the post office daily.
- Assists students and staff with office equipment and office procedures as needed.
- Assists with filing, copying, data entry, mailings, laminating, and other office projects.
- Helps maintain an organized and welcoming elementary office.
- Assists with maintaining accurate and confidential student files and records.
- Accurately enters, updates, and verifies student information in JMC as needed.
- Monitors student attendance and enters or corrects absences, tardies, early dismissals, and other attendance information in JMC as needed.
- Assists with communication and distribution of information to staff and families.
- Assists with JMC and other school software as needed.
- Assists students who report to or are temporarily assigned to the elementary office.
- Assists with student messages, deliveries, and other daily needs.

02 Breakfast and Lunch Cashier — 20%

Meal purchases, daily counts, payments, and lunchroom support

- Serves as breakfast and lunch cashier and assists with daily meal counts and payment procedures.
- Assists students with questions related to breakfast and lunch meal purchases.
- Helps maintain an orderly and positive lunchroom environment.
- Communicates daily meal counts to kitchen staff.
- Notify families when lunch balance goes negative.

03 Financial and Administrative Duties — 15%

School payments, weekly deposits, and documentation

- Maintains weekly cash and check deposits received from staff and parents for iPad fees, lunch fees, milk and juice payments, library fines, and Pre-K payments.
- Maintains accurate records and distributes deposits and supporting documentation to the Finance Officer in accordance with district procedures.

04 Student Health and Safety — 15%

First aid, health-office supervision, and emergency procedures

- Provides basic first aid within the scope of school district procedures and training.
- Assists with supervision of students in the health office when needed.
- Follows school and district procedures during medical emergencies.
- Contacts the school nurse, parents or guardians, emergency personnel, or administrators as required.
- Maintains student confidentiality and responds calmly and professionally to health and safety needs.

05 Principal and Staff Support — 10%

Clerical assistance, office coverage, projects, and staff support

- Assists the Elementary School Principal, teachers, and staff with administrative and clerical needs.
- Provides additional office coverage as needed.
- Assists with large mailings and school-wide projects.

06 Backpack Program and School Events — 10%

Weekly food packs, mailings, materials, and special events

- Distributes food packs weekly to students enrolled in the Backpack Program.
- Maintains communication with the Director of the Food Pantry to ensure enough food packs are available for participating students.
- Assists with the preparation, organization, and distribution of materials for school programs, activities, and special events as needed.
- Supports school mailings and other time-sensitive office projects.

07 Professional Context

Decision-making, working conditions, physical effort, and mental effort

Decision-Making, Freedom to Act, and Major Challenges

The Office Assistant follows district procedures and the Elementary School Principal's direction to complete routine office, attendance, meal-service, financial, student-support, health, and safety duties. Policy decisions, unusual requests, and matters requiring administrative judgment are referred to the Principal or another appropriate employee.

Working Conditions

Work is performed primarily in the elementary school office and meal-service areas with frequent contact with students, families, staff, and visitors. The position may involve busy arrival, meal, dismissal, health-office, mailing, and school-event periods.

Physical Effort

The position requires regular sitting, standing, walking, and use of computers and office equipment, with occasional movement of records, food packs, supplies, and program materials.

Mental Effort

The position requires accuracy, discretion, and frequent multitasking while handling interruptions, confidential information, money, attendance, meal counts, and changing student needs.

08 Accountability & Expected Outcomes

Position accountability and annual performance expectations

A performance evaluation will be conducted annually by the Elementary School Principal.

Supervision of Others

The position does not supervise other employees. It coordinates routine information, paperwork, and support with students, families, teachers, food service staff, the Finance Officer, the Food Pantry, school staff, and district staff under the Principal's guidance.

Machines, Tools, Equipment, Electronic Devices, and Software

- Uses computers, scanners, printers, telephones, office equipment, JMC, spreadsheets, word processing, email, point-of-sale or meal-service systems, and other district applications.

Job Outcomes

- Provides a welcoming and responsive elementary school office for students, families, staff, and visitors.
- Maintains accurate attendance, student information, meal counts, payments, and deposit records.
- Supports breakfast and lunch cashier duties reliably and communicates meal counts to kitchen staff.
- Provides appropriate assistance to students in the office and follows student health, safety, and emergency procedures.
- Supports the Elementary School Principal and staff with clerical work, office coverage, projects, mailings, programs, and events.
- Coordinates Backpack Program food-pack distribution and communication with the Food Pantry.
- Protects confidential information and maintains orderly records and procedures.

Position Description Statement

This description summarizes the general nature of the work expected of an individual assigned to this position. Employees may be required to perform other job-related duties requested by their supervisor. All requirements are subject to possible modification to reasonably accommodate individuals with a disability.

HIGH SCHOOL

High School Principal

Leading learning, belonging, and achievement as students prepare for college, careers, and life.

This full-time salaried position implements School Board policies under the direction of the Superintendent; leads the High School's instructional program; supervises building personnel; and directs school operations, instruction, improvement planning, and student support.

Position at a Glance

EMPLOYMENT Full-time | 10-month | Salaried	**REPORTS TO** Superintendent
DEPARTMENT High School	**SUPERVISES** All certified and classified High School employees
WRITTEN AND REVISED Fall 2026	**JOB EVALUATION DATE** TBD

Role Focus

20%	**STAFF LEADERSHIP** | Recruitment, supervision, evaluation, and growth
20%	**SCHOOL CLIMATE** | Behavior, discipline, safety, and belonging
15%	**INSTRUCTION** | Programs, courses, curriculum, and improvement
15%	**ACCOUNTABILITY** | Achievement, graduation, and school improvement
10%	**BUDGET & PROGRAMS** | Building budget and educational and extracurricular programs
10%	**DISTRICT LEADERSHIP** | District initiatives and professional leadership
10%	**COMMUNICATION** | Students, employees, families, and community

Qualification Snapshot

EDUCATION	EXPERIENCE	LICENSURE
Master's or specialist degree required	At least 3 years teaching; 3-5 years as a principal desired	Minnesota Principal license required

Core Capabilities

- Instructional leadership focused on student learning and achievement.
- Ability to recruit, supervise, evaluate, and support certified and classified staff.
- Knowledge of curriculum, school improvement, assessment, and data-informed decision-making.
- Ability to establish a safe, orderly, inclusive, and positive high school climate.
- Excellent written, verbal, interpersonal, and organizational skills.
- Sound budget, program, resource-management, and operational judgment.
- Ability to resolve concerns and conflicts with students, employees, and families.
- Ability to manage multiple priorities while maintaining accuracy, fairness, and confidentiality.

01 Staff Leadership — 20%

Recruitment, supervision, evaluation, accountability, and professional growth

ESSENTIAL DUTIES AND RESPONSIBILITIES

- Recruits, selects, assigns, supervises, schedules, and evaluates certified and classified building employees.
- Implements the district's staff-development and employee-evaluation models.
- Establishes clear performance expectations and supports employees in improving professional practice.
- Makes recommendations to the Superintendent regarding hiring and the renewal or nonrenewal of contracts.

02 School Climate & Student Support — 20%

Positive relationships, student behavior, discipline, safety, and belonging

- Creates and promotes a positive High School environment.
- Establishes and communicates clear expectations for student behavior.
- Monitors and promotes a positive building climate and cooperative working relationships.
- Supervises and administers student discipline using fair, consistent, and educationally appropriate practices.
- Participates in student meetings, employee meetings, professional development, and curriculum and instruction activities.
- Maintains a safe and orderly school environment.

03 Instructional Leadership — 15%

School vision, curriculum, programs, strategy, and continuous improvement

- Provides leadership for all High School programs and processes.
- Articulates a mission and vision for the school that is consistent with the district's strategic plan.
- Leads continuous improvement efforts focused on student opportunities and achievement through collaboration with stakeholder groups.
- Assists with implementation of the district's strategic plan and districtwide instructional initiatives.
- Oversees course registration, the master schedule, credit-bearing courses, and curriculum to provide a comprehensive high school program.
- Ensures compliance with district policies and applicable state and federal standards and requirements.

04 Student Achievement & Accountability — 15%

Performance data, identified needs, and school improvement planning

- Implements accountability measures for student achievement.
- Leads the school community in collecting, disaggregating, and analyzing school performance data.
- Develops, implements, and monitors a school improvement plan that addresses identified student and program needs.

05 Budget & Program Stewardship — 10%

Building expenditures and educational and extracurricular programs

- Develops and implements the High School budget.
- Monitors a budget for all building expenditures.
- Manages the school's educational and extracurricular programs.

06 District Leadership — 10%

Administrative collaboration, district initiatives, and professional representation

- Serves as a member of the district's administrative leadership team.
- Supports the general direction of the Superintendent and administrative leadership team.
- Assists with implementation of districtwide initiatives.
- Engages in relevant professional development.
- Participates on councils, committees, and task forces representing the High School, district, and Superintendent.

07 Stakeholder Communication — 10%

Students, employees, families, community, and public representation

- Communicates effectively, both orally and in writing.
- Serves as spokesperson for the High School internally and externally.
- Works directly with students, employees, and families to resolve day-to-day concerns and conflicts.
- Promotes participation in community activities.
- Encourages collaboration between the High School and other schools within the district.

08 Professional Context

Decision-making, working conditions, physical effort, and mental effort

Decision-Making, Freedom to Act, and Major Challenges

The principal uses experience, past practice, district policy and procedures, and state and federal law when making decisions, solving problems, and resolving conflict. Precedent-setting or sensitive matters are referred to the Superintendent.

Working Conditions

The position works in a typical school environment, attends evening events, and may be exposed to conditions encountered by other building employees, including airborne pathogens and students who are physically acting out.

Physical Effort

The position requires movement throughout the building and may occasionally require physical intervention with students.

Mental Effort

The position requires managing multiple tasks simultaneously, analyzing and interpreting data, conducting research, managing resources, and evaluating the performance of others.

09 Accountability & Expected Outcomes

Position accountability and annual performance expectations

A performance evaluation will be conducted annually by the Superintendent.

Supervision of Others

The position supervises all certified and classified employees assigned to the High School.

Machines, Tools, Equipment, Electronic Devices, and Software

- Operates various office equipment, computers and related software, and security equipment.

Job Outcomes

- Projects a positive, cooperative, and respectful attitude with community members, families, students, employees, and others.
- Provides a school environment that portrays a positive public image and communicates that resources are appropriately utilized.
- Maintains a safe and orderly High School environment.
- Encourages collaboration between the High School and other schools within the district.
- Provides educational opportunities that prepare students for graduation, postsecondary education, careers, and civic life.
- Supervises building employees consistently and fairly in accordance with employment agreements, district policies, and labor law.
- Administers the building budget within established guidelines and in accordance with applicable rules, regulations, policies, and procedures.
- Recruits and selects high-quality employees and provides ongoing evaluation and professional development to maintain and improve employee and student performance.

Position Description Statement

This description summarizes the general nature of the work expected of an individual assigned to this position. Employees may be required to perform other job-related duties requested by their supervisor. All requirements are subject to possible modification to reasonably accommodate individuals with a disability.

HIGH SCHOOL OFFICE

High School Administrative Assistant

Supporting students, families, staff, and the daily work of the high school.

This hourly, non-administrative position is the primary contact for the Barnesville High School office. The Administrative Assistant supports daily operations, student records and attendance, communication with families and staff, financial transactions, and required reports.

Position at a Glance

EMPLOYMENT 205 days | 1,640 hours | Hourly	**REPORTS TO** High School Principal
DEPARTMENT Barnesville High School	**SUPERVISES** None
WRITTEN AND REVISED Fall 2026	**JOB EVALUATION DATE** TBD

Role Focus

30%	**STUDENT RECORDS** | Attendance, JMC, enrollment, transcripts, and meals
20%	**HIGH SCHOOL OFFICE** | Front desk, calendars, correspondence, and supplies
15%	**FAMILY COMMUNICATION** | Parent assistance, messages, and confidentiality
15%	**PRINCIPAL & STAFF** | Clerical support, substitute coverage, and school systems
10%	**FINANCIAL DUTIES** | Collections, deposits, and monthly lunch reports
10%	**REQUIRED REPORTS** | MARSS/Ed-Fi, DIRS, CRDC, Perkins, SunBUCKS, and demographics

Qualification Snapshot

EDUCATION	EXPERIENCE	KNOWLEDGE
High school diploma or equivalent; postsecondary office training preferred	School office, secretarial, records, or customer service experience preferred	JMC or student systems, attendance, data privacy, and basic bookkeeping

Core Capabilities

- Welcoming, organized service to students, families, staff, and visitors.
- Accurate attendance, records, reporting, and routine financial work.
- Ability to use JMC and other district systems with care.
- Clear written and verbal communication and sound judgment.
- Confidential handling of student, family, and staff information.
- Ability to manage deadlines and interruptions in a busy office.

01 Student Records — 30%

Attendance, enrollment, student information, and meal records

ESSENTIAL DUTIES AND RESPONSIBILITIES

- Monitors daily attendance in JMC; enters and corrects attendance, tardies, early dismissals, and related information.
- Assists students and families with attendance questions; maintains daily sign-in and sign-out procedures, passes, dismissal information, homeroom assignments, and lockers.
- Maintains accurate, confidential student records; assists with enrollment and withdrawal; prepares transcripts and enrollment verification; and updates student information in district systems.
- Communicates with the bus garage regarding new and withdrawn students to ensure transportation information is accurate and up to date.
- Reports cases of truancy to the appropriate county authorities when necessary.
- Maintains open enrollment documents and free and reduced-price lunch information, sends required family letters, and prepares monthly lunch reports for the business office.

02 High School Office Operations — 20%

Front office, daily administration, supplies, mail, and JMC setup

- Serves as the primary contact for the Barnesville High School office and greets and assists students, parents, staff, visitors, and community members.
- Answers and directs calls, responds to routine email and messages, and provides information on school procedures, schedules, activities, and events.
- Maintains a professional, welcoming, organized office and assists the High School Principal with daily administrative needs and special projects.
- Maintains office supplies, mail, deliveries, and other materials; mails report cards quarterly; and prepares JMC for each school year.
- Prepares daily student announcements.
- Provides backup Health Aide support and administers medications to students when the Health Aide is unavailable, in accordance with district policies and established procedures.

03 Communication and Parent Support — 15%

Families, messages, routing, and confidentiality

- Communicates with parents and guardians about routine attendance, enrollment, scheduling, and office matters.
- Receives and relays messages to students, teachers, coaches, and staff.
- Assists families with questions and directs matters to the appropriate staff member when necessary.
- Maintains confidentiality when handling student, family, and staff information.

04 Support for Principal and Staff — 15%

Clerical assistance, substitute coverage, office files, and school software

- Assists teachers and staff with administrative and clerical needs.
- Monitors daily staff absences and coordinates substitute coverage, including contacting substitute teachers and arranging for teachers or other qualified staff to cover classes when Kelly Services is unable to fill an absence.
- Maintains records of substitute teachers and verifies and approves substitute time worked for payroll processing.
- Helps prepare, communicate, and distribute information to staff and families.
- Maintains office files and records in accordance with district procedures.
- Assists staff with JMC and other school software as needed.

05 Financial and Administrative Duties — 10%

Collections, documentation, deposits, and district procedures

- Collects and accounts for iPad fees, lunch money, and other funds in accordance with district procedures.
- Prepares deposits and turns funds over to the district office.

06 Required Reports

10%

Student data and program reporting

- Prepares or assists with MARSS/Ed-Fi reporting.
- Prepares or assists with DIRS and Carl Perkins reports.
- Prepares or assists with CRDC reporting for the Civil Rights Data Collection.
- Prepares or assists with SunBUCKS and ancestry/ethnic origin reporting.
- Checks supporting records for completeness and accuracy and coordinates submission with appropriate district staff as directed.

07 Professional Context

Decision-making, working conditions, physical effort, and mental effort

Decision-Making, Freedom to Act, and Major Challenges

The Administrative Assistant follows district procedures and the Principal's direction to resolve routine office and student-record matters. Policy decisions, unusual requests, and matters requiring administrative judgment are referred to the Principal or other appropriate staff.

Working Conditions

Work is performed primarily in the high school office with frequent contact with students, families, staff, and visitors. The position may involve busy arrival, dismissal, reporting, and school-event periods.

Physical Effort

The position requires extended sitting and regular use of computers and office equipment, with occasional movement of records, supplies, and materials.

Mental Effort

The position requires accuracy and discretion while handling interruptions, multiple deadlines, confidential records, money, and urgent student or family questions.

08 Accountability & Expected Outcomes

Position accountability and annual performance expectations

A performance evaluation will be conducted annually by the High School Principal.

Supervision of Others

The position does not supervise other employees. It coordinates routine information and paperwork with students, families, teachers, coaches, office personnel, and district staff under the Principal's guidance.

Machines, Tools, Equipment, Electronic Devices, and Software

- Uses computers, scanners, printers, telephones, office equipment, JMC, student reporting systems, spreadsheets, word processing, email, and other district applications.

Job Outcomes

- Provides a welcoming and responsive high school office for students, families, staff, and visitors.
- Maintains accurate and current attendance, enrollment, transcripts, student information, and other records.
- Processes sign-in, sign-out, passes, dismissals, homeroom and locker assignments, and report cards on schedule.
- Keeps JMC and other district systems accurate and ready for daily and annual use.
- Communicates routine information clearly and routes questions and messages to the right people.
- Accounts for collections and deposits accurately under district procedures.
- Prepares required reports and supporting student data accurately and on time.
- Protects confidential information and maintains orderly records and procedures.
- Provides dependable administrative support to the Principal and school staff.

Position Description Statement

This description summarizes the general nature of the work expected of an individual assigned to this position. Employees may be required to perform other job-related duties requested by their supervisor. All requirements are subject to possible modification to reasonably accommodate individuals with a disability.

HIGH SCHOOL OFFICE

High School Records Secretary

Supporting students from enrollment through graduation with accurate records and coordinated services.

This hourly, non-administrative position maintains accurate and confidential student records and supports scheduling, the Counselor's Office, graduation, homeschool reporting, school van coordination, lunch procedures, and related school services.

Position at a Glance

EMPLOYMENT 205 days | 1,640 hours | Hourly	**REPORTS TO** High School Principal
DEPARTMENT Barnesville High School	**SUPERVISES** None
WRITTEN AND REVISED Fall 2026	**JOB EVALUATION DATE** TBD

Role Focus

20%	**STUDENT RECORDS** | Files, enrollment, transcripts, and academic history
15%	**SCHEDULING & ACADEMICS** | Schedules, credits, progress, and graduation status
15%	**GRADUATION & SENIORS** | Orders, records, communication, programs, and ceremonies
10%	**COUNSELOR OFFICE** | Testing, mailings, materials, and confidential support
10%	**HOMESCHOOL REPORTING** | Family records, documentation, and state reports
10%	**SCHOOL VANS** | Scheduling, mileage, availability, and service needs
10%	**LUNCH DUTIES** | Cashier procedures, accounts, safety, and supervision
5%	**COMMUNICATION** | Students, families, staff, agencies, and vendors
5%	**ADMINISTRATIVE SUPPORT** | Documents, calendars, deadlines, and projects

Qualification Snapshot

EDUCATION	EXPERIENCE	KNOWLEDGE
High school diploma or equivalent; postsecondary office training preferred	School records, secretarial, counseling office, or customer service experience preferred	Student systems, data privacy, transcripts, scheduling, and detailed recordkeeping

Core Capabilities

- Accurate, confidential management of detailed student records.
- Organized coordination of schedules, deadlines, orders, and reports.
- Ability to use student information and office systems with care.
- Clear service and communication with students, families, staff, and agencies.
- Sound judgment when handling sensitive information and competing priorities.
- Dependable follow-through across the full school year.

01 Student Records — 20%

Cumulative files, enrollment, transcripts, student information, and academic history

ESSENTIAL DUTIES AND RESPONSIBILITIES

- Maintains accurate and confidential student cumulative and permanent records.
- Enters, updates, and verifies student demographic, contact, emergency, academic, and program information in the student information system.
- Processes student enrollments, withdrawals, transfers, and changes in student information.
- Requests and sends student records to and from schools and other educational institutions.
- Ensures records are complete, organized, secure, and maintained according to district policies and legal requirements.
- Processes requests for official and unofficial transcripts as appropriate.
- Maintains documentation of academic history, credits, graduation requirements, and other student records.

02 Scheduling & Academic Records — 15%

Course schedules, credits, transcripts, graduation status, and academic progress

- Assists with student course scheduling and schedule changes.
- Enters and maintains student schedules in the student information system.
- Assists students, parents or guardians, and staff with questions about schedules, credits, transcripts, and academic records.
- Maintains accurate records related to credits, grade levels, graduation status, and academic progress.
- Assists with graduation preparation, including senior records, transcripts, diplomas, programs, and related documentation.

03 Graduation & Senior Class Coordination — 15%

Senior records, graduation orders, family communication, programs, and ceremonies

- Assists seniors with graduation-related processes, including cap and gown orders.
- Serves as a primary school contact with Jostens for cap and gown orders and other graduation needs.
- Coordinates and submits orders for diplomas and other graduation materials and supplies.
- Maintains accurate records of graduation orders and related student information.
- Coordinates graduation communication with seniors, families, staff, and vendors.
- Compiles and prepares the annual graduation program.
- Assists with preparation and organization of graduation ceremonies and related senior activities.
- Verifies senior information for diplomas, programs, and other graduation materials.

04 Counselor's Office Support — 10%

Testing information, assessment records, mailings, materials, and confidentiality

- Provides administrative support to the school counselor and Counselor's Office.
- Prepares and coordinates mailings to students, parents or guardians, colleges, agencies, and other organizations.
- Enters, updates, organizes, files, and maintains student testing information, test scores, and other academic assessment records.
- Assists with the distribution and collection of testing-related materials and information.
- Maintains confidentiality of all student counseling and academic information.

05 Homeschool Information & Reporting — 10%

Family communication, required documentation, confidential records, and reporting

- Serves as the primary district contact for compiling and maintaining homeschool information.
- Collects and maintains required homeschool information and documentation.
- Communicates with families regarding homeschool reporting requirements and related information.
- Maintains accurate records of homeschool students and educational information.
- Compiles homeschool information for required district and state reporting.
- Submits required homeschool reports and documentation within established deadlines.
- Ensures homeschool records are accurate, complete, organized, and confidential.

06 School Van Coordination — 10%

Scheduling, assignments, usage records, mileage, availability, and service needs

- Coordinates and maintains the schedule for school vans.
- Assigns vans for school activities, events, field trips, athletics, and other approved transportation needs.
- Communicates van assignments, scheduling information, and changes to appropriate staff.
- Maintains accurate records of school van usage and compiles mileage information.
- Monitors van schedules and coordinates with staff to help ensure vans are available and properly scheduled.
- Communicates maintenance and service needs to the appropriate personnel.

07 Lunch Cashier & Junior High Supervision — 10%

Meal purchases, account procedures, student safety, and lunchroom supervision

- Serves as a lunch cashier and assists with daily meal account and payment procedures.
- Accurately processes student lunch purchases and maintains appropriate records.
- Assists students with questions related to lunch accounts and meal purchases.
- Provides Junior High lunch supervision and monitors student behavior and safety.
- Helps maintain an orderly and positive lunchroom environment.

08 Communication & Customer Service — 5%

Student, family, staff, agency, and vendor communication and service

- Serves as a primary contact regarding student records and related school matters.
- Responds to telephone calls, emails, and in-person inquiries professionally and promptly.
- Provides clear information regarding enrollment, records requests, transcripts, schedules, testing, graduation, homeschool requirements, and other student matters.
- Communicates effectively with vendors, organizations, agencies, and other outside contacts.
- Handles sensitive and confidential information with professionalism and discretion.

09 Administrative Support — 5%

Documents, filing systems, calendars, deadlines, school activities, and projects

- Provides administrative support to the principal, counselor, administration, and other school personnel as assigned.
- Prepares correspondence, forms, reports, lists, mailings, and other documents.
- Maintains organized electronic and paper filing systems.
- Assists with registration, orientation, testing, graduation, and other school activities involving student records.
- Maintains calendars, deadlines, and records-related schedules as needed.
- Coordinates multiple deadlines and projects throughout the school year.
- Assists with special projects and other duties assigned by administration.

10 Professional Context

Decision-making, working conditions, physical effort, and mental effort

Decision-Making, Freedom to Act, and Major Challenges

The Records Secretary follows district procedures and the direction of the Principal and school counselor to manage routine records, scheduling, graduation, reporting, transportation coordination, and service matters. Policy decisions, unusual requests, and matters requiring administrative judgment are referred to the Principal or other appropriate staff.

Working Conditions

Work is performed primarily in the high school and Counselor's offices with frequent contact with students, families, staff, agencies, and vendors. The position includes Junior High lunch supervision and may involve busy registration, testing, reporting, graduation, and school-event periods.

Physical Effort

The position requires extended sitting and regular use of computers and office equipment, along with standing and walking during lunch supervision and occasional movement of records, testing materials, graduation supplies, and other materials.

Mental Effort

The position requires accuracy and discretion while managing confidential records, transcripts, schedules, testing information, graduation details, financial transactions, interruptions, multiple deadlines, and student or family questions.

11 Accountability & Expected Outcomes

Position accountability and annual performance expectations

A performance evaluation will be conducted annually by the High School Principal.

Supervision of Others

The position does not supervise other employees. It coordinates information, records, schedules, orders, reports, and services with students, families, the counselor, the Principal, staff, vendors, agencies, and other schools under administrative guidance.

Machines, Tools, Equipment, Electronic Devices, and Software

- Uses computers, scanners, printers, telephones, copiers, office equipment, JMC, student information and testing systems, graduation vendor systems, spreadsheets, word processing, email, lunch cashier equipment, and school van scheduling and mileage records.

Job Outcomes

- Maintains complete, accurate, secure, and confidential student cumulative and permanent records.
- Processes enrollment, withdrawals, transfers, transcripts, schedules, credits, and academic records accurately and promptly.
- Provides dependable administrative and testing support to the school counselor and Counselor's Office.
- Coordinates accurate graduation records, orders, communication, programs, and ceremony preparation.
- Maintains complete homeschool documentation and submits required reports on time.
- Coordinates school van schedules, assignments, mileage records, availability, and service communication.
- Processes lunch purchases accurately and provides safe, orderly Junior High lunch supervision.
- Communicates clearly and professionally with students, families, staff, schools, vendors, and agencies.
- Manages records-related calendars, deadlines, documents, files, and projects with dependable follow-through.

Position Description Statement

This description summarizes the general nature of the work expected of an individual assigned to this position. Employees may be required to perform other job-related duties requested by their supervisor. All requirements are subject to possible modification to reasonably accommodate individuals with a disability.

C. Donations

1) $1,086 from Barnesville FFA Alumni Association for FFA State Convention Bus Costs
2) $902 from Dollar General Literacy Foundation for Rewards Curriculum
3) $35 from Britta Teeples for Summer Field Trips
4) $30 from Christine Messer for Summer Field Trips
5) $250 from April Leitch for Flag Football
6) $300 from the Barnesville Booster Club for Flag Football
7) $100 from Barnesville Grocery Store for Flag Football
8) $200 from the Barnesville PTO for Flag Football
9) $50 from the Barnesville Record Review for Flag Football
10) $200 from Link Contracting for Flag Football
11) $400 from Schritz Plumbing for Flag Football
12) $200 from Strand Ace Hardware of Barnesville for Flag Football
13) $1,000 from the Barnesville Booster Club for the Home Boys Cross Country Meet
14) $300 in Food and Beverages from Barnesville Grocery Store for the Home Cross Country Meet
15) $1,000.01 from Barnesville Potato Days for the Europe Trip
16) $500 from the Barnesville Booster Club for the Volleyball Dells Trip
17) $300 Donation from Barnesville Area Community Fund for Summer Field Trips 255

West Central Initiative

September 9, 2026

Jon Ellerbusch
Barnesville Public Schools #146
PO Box 189
Barnesville, MN 56514-0189

Grant Number: D-21666

Dear Jon:

We've enclosed a check for $300.00 from the Barnesville Area Community Fund, Barnesville Community Needs Fund, in payment of the grant award for the Trojans Give Back award for summer field trips.

Our auditors require that you respond in writing or via email (funds@wcif.org) to West Central Initiative to acknowledge you received this payment. Please respond at your earliest convenience and reference the grant number noted above in your reply.

Donors, advisors, and any related parties cannot receive any personal benefit related to this grant. If you have any questions about the intended purpose of the funds, please contact our office.

Sincerely,

Rebecca L Petersen

Rebecca Petersen
Director of Development

Enclosure: Check #67883

1000 Western Avenue | P.O. Box 318 | Fergus Falls, MN 56538 | (800) 735-2239 | wcif.org

COMMUNITY FOUNDATIONS ACCREDITED
Excellence Accountability Impact

September 21, 2026

Dear Ms. Peterson:

On behalf of Barnesville Public Schools, thank you for the Barnesville Area Community Fund's generous $300 donation to support our summer field trips.

Your support helps give students opportunities to explore new places and learn beyond the classroom. We appreciate the Fund's generosity and commitment to our students.

Please share our thanks with everyone at the Barnesville Area Community Fund.

Sincerely,

Dr. Jon Ellerbusch

Jon P. Ellerbusch, Ed.D.

Superintendent

Barnesville Public Schools
310 5th Street SE Barnesville, MN 56514 • P.O. Box 189 • tel (218) 354-2217

12. New Business

A. Truth in Taxation Hearing

Objective 12.4: Increase stakeholder understanding of school finance and resource allocation., Objective 10.3: Expand opportunities for two-way communication and stakeholder feedback.

1) Monday, December 21, 2026, 6:10 PM, Barnesville High School

B. Preliminary Levy Certification 258

Objective 12.1: Maintain long-term financial stability and sustainability, Objective 12.4: Increase stakeholder understanding of school finance and resource allocation., Objective 12.2: Evaluate and prioritize expenditures based on student needs and strategic priorities

I. COMPUTATION OF 2026 PAYABLE 2027 LEVY LIMITATION BY FUND (BEFORE COUNTY AUDITOR ADJUSTMENTS):

FUND	INITIAL LEVY LIMITATION	LIMITATION ADJUSTMENTS	ABATEMENT ADJUSTMENTS	OFFSET ADJUSTMENTS	TAC/MAX EFF ADJUSTMENT	MAXIMUM LEVY LIMITATION
GEN-RMV VOTER-EXEMP	244,857.07	19,578.67-	N/A			225,278.40
GEN-RMV OTHER-EXEMP	775,149.56	10,204.01	N/A			785,353.57
GEN-NTC VOTER-EXEMP			N/A			
GEN-NTC OTHER-GENED	N/A	N/A	N/A	N/A	N/A	N/A
GEN-NTC OTHER-EXEMP	455,553.73	5,935.29-	441.19			450,059.63
TOTAL GENERAL	1,475,560.36	15,309.95-	441.19			1,460,691.60
COM SERV-EXEMP	64,613.75	221.10	20.50			64,855.35
DEBT-VOTER-NONEXEMP	2,334,308.00	140,954.95-	786.30			2,194,139.35
DEBT-OTHER-NONEXEMP	116,335.99	11,428.45-				104,907.54
TOTAL DEBT SERV	2,450,643.99	152,383.40-	786.30			2,299,046.89
OPEB-VOTER-NONEXEMP						
OPEB-OTHER-NONEXEMP						
TOTAL OPEB/PENSION						
TOTAL	3,990,818.10	167,472.25-	1,247.99			3,824,593.84

II. COMPARISON OF 2025 PAYABLE 2026 LEVY LIMITATION WITH 2026 PAYABLE 2027 LEVY LIMITATION (BEFORE COUNTY AUDITOR ADJUSTMENTS):

FUND	2025 PAY 2026 LIMITATION	2026 PAY 2027 LIMITATION	INCREASE (DECREASE)	PERCENT CHANGE
GENERAL	1,272,669.10	1,460,691.60	188,022.50	14.77
COMMUNITY SERVICE	64,390.01	64,855.35	465.34	.72
GENERAL DEBT SERVICE	2,318,643.26	2,299,046.89	19,596.37-	.85-
OPEB DEBT SERVICE				
TOTAL	3,655,702.37	3,824,593.84	168,891.47	4.62

III. COMPARISON OF 2025 PAYABLE 2026 CERTIFIED LEVY PLUS COUNTY AUDITOR ADJUSTMENTS WITH
2026 PAYABLE 2027 CERTIFIED LEVY PLUS COUNTY AUDITOR ADJUSTMENTS:

FUND	2025 PAY 2026 CERTIFIED LEVY + ADJUSTMENTS	2026 PAY 2027 CERTIFIED LEVY + ADJUSTMENTS	INCREASE (DECREASE)	PERCENT CHANGE
GENERAL	1,272,669.10			
COMMUNITY SERVICE	64,390.01			
GENERAL DEBT SERVICE	2,318,643.26			
OPEB DEBT SERVICE				
TOTAL AFTER ADJUSTMENTS	3,655,702.37			

C. Items for Remaining Voter Approved Authority 260

Objective 4.5: Maintain safe and secure facilities and learning environments., Objective 6.1: Increase student participation in activities, athletics, fine arts, leadership, and service opportunities., Objective 12.3: Continue proactive planning for facilities, technology, and infrastructure needs.

Approved Items for Remaining Voter Approved Authority

September 21, 2026

Item	Quantity	Unit Cost	Total Cost
Wrestling Room Remodel	1	$50,000.00	$50,000.00
Custodial Equipment for Cleaning	1	$18,871.25	$18,871.25
High School Chimney	1	$88,680.00	$88,680.00

Total $157,551.25

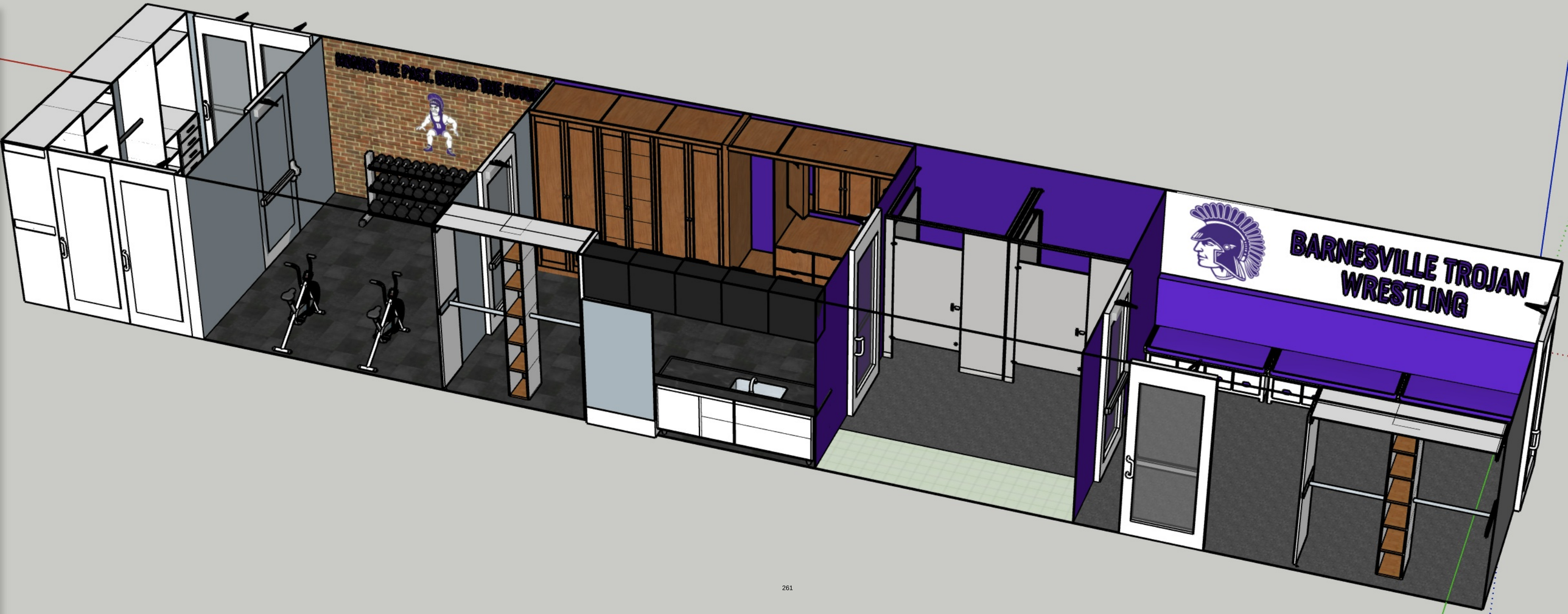
BARNESVILLE TROJAN
WRESTLING

Barnesville Wrestling Facility Improvement Proposal

Total Funding Request: $50,000

Project Purpose

This project will renovate and complete the five-room support area connected to the Barnesville wrestling room. The improvements are designed to create a cleaner, safer, and more organized facility that better supports athletes, coaches, families, and the programs that share the space.

The requested $50,000 includes the improvements described below, along with new flooring, ceiling tiles, lighting, cabinetry, changing stalls, equipment storage, materials, and installation.

Proposed Improvements

Room 1: Entrance and Seating Area

The first room will become a comfortable seating and waiting area for athletes and parents.

Improvements will include:

- Approximately 192 inches of built-in padded bench seating
- Storage cubbies underneath the entire bench
- Commercial carpet tile throughout the room
- Improved organization for shoes, coats, and personal belongings
- Fresh paint, new ceiling tiles, and updated LED lighting

This room will provide parents with a place to sit outside the wrestling room during practices while helping reduce dirt and debris tracked onto the wrestling mats.

Room 2: Scale and Changing Area

The second room will become a dedicated weight-check and changing area for athletes.

Improvements will include:

- Two commercial changing stalls with partition walls and privacy doors
- A dedicated athlete scale area
- Carpet tile beneath and around the changing stalls
- LVT flooring throughout the remainder of the room
- Fresh paint, new ceiling tiles, and updated LED lighting

The changing stalls will give athletes a safe and private place to change without relying on access to the bathrooms on the floor below.

Barnesville Wrestling Facility Improvement Proposal

Room 3: Main Storage and Medical Supply Room

The main storage room will be completely reorganized with new cabinetry designed to improve inventory control, security, and daily use.

Improvements will include:

- Floor-to-ceiling storage cabinets with doors
- Base cabinets with a countertop to create a dedicated medical station
- Upper cabinets above the medical station
- Secure storage for wrestling gear, apparel, medical supplies, and program equipment
- A deep utility sink for filling and emptying mop buckets
- New LVT flooring
- Fresh paint, new ceiling tiles, and updated LED lighting

This room will become the primary organized storage and supply area for the wrestling program.

Room 4: Exercise and Flexible-Use Room

The fourth room will receive the necessary finish improvements to create a clean and usable space.

Improvements will include:

- New LVT flooring
- Freshly painted walls
- New ceiling tiles
- Updated LED lighting

Room 5: Shared Equipment Storage

The final room will be cleaned, repaired, and improved to provide additional organized storage.

Improvements will include:

- New LVT flooring
- Freshly painted walls
- New ceiling tiles
- Updated LED lighting
- Open storage space for Taekwondo equipment

Moving Taekwondo equipment into this room will free up space currently being used inside the wrestling room.

Barnesville Wrestling Facility Improvement Proposal

Wrestling Room Equipment Storage

The project will also include improvements inside the existing wrestling room:

- A new slat-wall storage system in the wrestling room nook for organizing workout and training equipment
- Eight pull-up bars installed along the far wall

These additions will move equipment off the floor, improve organization, and make better use of the available wall space.

Facility-Wide Improvements

The $50,000 project also includes the following improvements throughout the entire five-room support area:

- Removal and replacement of the existing ceiling tiles with new 2-foot-by-2-foot ceiling tiles
- New LED lighting to replace the existing fluorescent fixtures
- Fresh paint on all walls
- New commercial flooring throughout
- Necessary preparation, finish work, materials, and installation

Volunteer Contribution and Cost Savings

To help keep the project within the proposed $50,000 budget, volunteers will assist with:

- Demolition and removal of existing cabinets, shelving, and equipment
- General cleanup and preparation
- Wall preparation
- Painting

Using volunteer labor for these portions of the project allows more of the available funding to be directed toward permanent improvements, including cabinetry, flooring, changing stalls, lighting, equipment storage, and other materials.

Funding Request

Approval is requested for a total project budget of:

$50,000

This investment will transform the unfinished support area into a functional, organized, and professional facility that will serve Barnesville athletes, coaches, families, and shared programs for years to come.

13. Addendum
A. 2027 Paid Family Leave Insurance Renewal 266

September 18, 2026

Barnesville ISD 146

RE: Insurance Renewal for Barnesville ISD 146, Group # 016527
Paid Family Leave, Madison National Life Insurance Company, Inc.
Carrier Policy # 9045, NIS Policy # 20398

The Paid Family Leave Insurance renews January 1, 2027. After careful review of the current plan, Madison National Life Insurance Company, Inc. is adjusting the rates as follows:

Paid Family Leave

Class Title	Current Per Rate of Covered Benefit	Renewal Per Rate of Covered Benefit	Impact
All Classes	0.7800%	0.8700%	**Increase**

These rates are guaranteed for 1 Year until January 1, 2028, assuming no changes to the current benefit structure.

We believe our level of commitment to you is most evident in our ongoing efforts to secure both competitive pricing and extended rate guarantees. We truly appreciate your business and the opportunity to continue negotiating on your behalf.

Please complete the bottom portion and return a copy to National Insurance Services as indication of your acceptance of the renewal. Thank you for your continued business. Please do not hesitate to call me if you have any questions.

Sincerely,

Jordynn Stanley
Account Executive

_____

The January 1, 2027 renewal of Group Paid Family Leave Insurance as outlined above is accepted.

_____ _____
Signature & Title Date

Renewal eForm # 23803

Insurance Renewal for Barnesville ISD 146, Group # 016527
Paid Family Leave, Madison National Life Insurance Company, Inc.
Carrier Policy # 9045, NIS Policy # 20398

B. 2028 Spanish Department Student Trip to Peru
Objective 2.3: Increase opportunities for real-world learning, internships, job shadowing, and community partnerships.
C. Substitute Food Service and Van Driver Pay Rates

14. Discussion/Information
A. Minnesota Permanent School Fund Amendment 268
Objective 12.1: Maintain long-term financial stability and sustainability, Objective 12.4: Increase stakeholder understanding of school finance and resource allocation.

PERMANENT SCHOOL FUND

MINNESOTA'S 2026 CONSTITUTIONAL AMENDMENT

ON THE BALLOT
NOVEMBER 3, 2026

OFFICIAL BALLOT QUESTION

> **"Shall the Minnesota Constitution be amended to increase the funding going to all school districts from the permanent school fund, which is a fund that supports school districts without raising individual income or property taxes, effective July 1, 2027?"**

WHY IS THIS ON THE BALLOT?

The Permanent School Fund was created nearly 170 years ago. The fund has grown substantially, but its constitutional distribution rules have not kept pace with modern investment practices. The proposed amendment would allow a market-value-based formula intended to provide more stable support for students today while preserving the fund's purchasing power for future generations.

TEN QUICK FACTS TO KNOW

1 THE FUND HAS EXISTED SINCE 1858

It was created when Minnesota became a state to provide long-term support for public education.

2 THE FUND ALREADY BENEFITS PUBLIC SCHOOLS

Every public school district, charter school, and tribal school currently receives funding from the fund.

3 THE FUND HAS GROWN SIGNIFICANTLY

It grew from about $675 million in 2010 to $2.3 billion in fiscal year 2025. Distributions have not kept pace under the current constitutional limits.

4 THE FORMULA WOULD CHANGE - TAXES WOULD NOT

If approved, state law would use 4.5% of the fund's three-year average market value instead of limiting distributions to interest and dividends. It does not raise property, income, sales, or other taxes.

5 THE PURPOSE OF THE FUND REMAINS THE SAME

The Permanent School Fund would remain dedicated to supporting Minnesota public education.

6 EVERY DISTRICT WOULD CONTINUE TO BENEFIT

Funding would continue to be distributed statewide to public school districts, charter schools, and tribal schools.

7 THE PROPOSAL RECEIVED STRONG BIPARTISAN SUPPORT

A nine-member legislative task force unanimously endorsed the recommendations. The Legislature then placed the amendment on the ballot with strong bipartisan support.

8 VOTER APPROVAL IS REQUIRED

Because the current distribution language is in the Minnesota Constitution, voters must approve the proposed changes.

9 A BLANK VOTE COUNTS AS A NO VOTE

Under Minnesota law, skipping a constitutional amendment question has the same effect as voting no.

10 THE GOAL INCLUDES CURRENT AND FUTURE STUDENTS

The proposal is intended to increase support for today's students while maintaining the fund as a long-term resource.

LEARN MORE
www.mnpsfamendment.org

SOURCES: Minnesota Secretary of State; 2026 Laws of Minnesota, Chapter 114; Permanent School Fund Task Force Report; mnpsfamendment.org.

Barnesville Public Schools - educational information only; this handout does not advocate a yes or no vote.

MINNESOTA PERMANENT SCHOOL FUND AMENDMENT

ON THE NOVEMBER 3 BALLOT



WATCH THE VIDEO

10 QUICK FACTS

A BLANK VOTE COUNTS AS A NO VOTE

Barnesville Public Schools • barnesville.k12.mn.us

FY 2025 Full Year School Land Trust

	FY 2025 Full Year Endowment	$57,926,890.49		
	2023-24 ADM (Final)	849,628.92		
	Full Year Earnings/ADM	68.17		

District #	District Name	Final ADM	Earnings Due Full Year	IF PSF Constitutional Amendment were in place in FY 2025, estimated financial impact.
1	Aitkin Public School District	983.20	67,025.63	$ 32,445.60
1	Minneapolis Public School District	28,757.37	1,960,415.89	$ 948,993.21
2	Hill City Public School District	233.04	15,886.55	$ 7,690.32
4	McGregor Public School District	412.47	28,118.45	$ 13,611.51
6	South St. Paul Public School Dist	2,818.28	192,124.69	$ 93,003.24
11	Anoka-Hennepin School District	37,625.25	2,564,947.28	$ 1,241,633.25
12	Centennial Public School District	6,478.43	441,640.43	$ 213,788.19
13	Columbia Heights Public School Dist	3,601.99	245,550.91	$ 118,865.67
14	Fridley Public School District	2,584.81	176,208.83	$ 85,298.73
15	St. Francis Area Schools	4,106.75	279,960.86	$ 135,522.75
16	SPRING LAKE PARK PUBLIC SCHOOLS	6,000.94	409,089.50	$ 198,031.02
22	DETROIT LAKES PUBLIC SCHOOL DIST.	2,738.32	186,673.75	$ 90,364.56
23	FRAZEE-VERGAS PUBLIC SCHOOL DIST.	806.11	54,953.25	$ 26,601.63
25	Pine Point Public School District	48.20	3,285.84	$ 1,590.60
31	Bemidji Public School District	4,594.76	313,228.94	$ 151,627.08
32	BLACKDUCK PUBLIC SCHOOL DISTRICT	705.92	48,123.20	$ 23,295.36
36	KELLIHER PUBLIC SCHOOL DISTRICT	322.92	22,013.75	$ 10,656.36
38	RED LAKE PUBLIC SCHOOL DISTRICT	1,396.58	95,206.12	$ 46,087.14
47	Sauk Rapids-Rice Public Schools	4,285.85	292,170.27	$ 141,433.05
51	FOLEY PUBLIC SCHOOL DISTRICT	1,858.39	126,688.13	$ 61,326.87
75	ST. CLAIR PUBLIC SCHOOL DISTRICT	804.21	54,823.72	$ 26,538.93
77	MANKATO PUBLIC SCHOOL DISTRICT	8,015.70	546,437.51	$ 264,518.10
81	COMFREY PUBLIC SCHOOL DISTRICT	103.87	7,080.91	$ 3,427.71
84	SLEEPY EYE PUBLIC SCHOOL DISTRICT	565.61	38,558.14	$ 18,665.13
85	SPRINGFIELD PUBLIC SCHOOL DISTRICT	588.58	40,124.03	$ 19,423.14
88	NEW ULM PUBLIC SCHOOL DISTRICT	2,187.50	149,123.85	$ 72,187.50
91	BARNUM PUBLIC SCHOOL DISTRICT	649.49	44,276.32	$ 21,433.17
93	CARLTON PUBLIC SCHOOL DISTRICT	308.44	21,026.63	$ 10,178.52
94	CLOQUET PUBLIC SCHOOL DISTRICT	2,637.13	179,775.53	$ 87,025.29
95	CROMWELL-WRIGHT PUBLIC SCHOOLS	298.89	20,375.60	$ 9,863.37
97	MOOSE LAKE PUBLIC SCHOOL DISTRICT	582.92	39,738.18	$ 19,236.36
99	ESKO PUBLIC SCHOOL DISTRICT	1,262.53	86,067.81	$ 41,663.49
100	WRENSHALL PUBLIC SCHOOL DISTRICT	331.90	22,625.92	$ 10,952.70
108	CENTRAL PUBLIC SCHOOL DISTRICT	932.73	63,585.05	$ 30,780.09
110	WACONIA PUBLIC SCHOOL DISTRICT	3,925.50	267,604.88	$ 129,541.50
111	Watertown-Mayer Public School Dist	1,463.08	99,739.49	$ 48,281.64

112	EASTERN CARVER COUNTY PUBLIC	9,100.49	620,388.62	$ 300,316.17
113	Walker-Hackensack-Akeley Schl. Dist	672.24	45,827.21	$ 22,183.92
115	CASS LAKE-BENA PUBLIC SCHOOLS	1,082.02	73,762.28	$ 35,706.66
116	PILLAGER PUBLIC SCHOOL DISTRICT	1,289.72	87,921.38	$ 42,560.76
118	NORTHLAND COMMUNITY SCHOOLS	314.02	21,407.03	$ 10,362.66
129	MONTEVIDEO PUBLIC SCHOOL DISTRICT	1,412.77	96,309.81	$ 46,621.41
138	North Branch Area Public Schools	2,730.65	186,150.88	$ 90,111.45
139	RUSH CITY PUBLIC SCHOOL DISTRICT	855.35	58,309.98	$ 28,226.55
146	BARNESVILLE PUBLIC SCHOOL DIST.	886.67	60,445.09	$ 29,260.11
150	HAWLEY PUBLIC SCHOOL DISTRICT	1,078.53	73,524.36	$ 35,591.49
152	Moorhead Area Public Schools	7,211.19	491,593.34	$ 237,969.27
162	BAGLEY PUBLIC SCHOOL DISTRICT	893.14	60,886.16	$ 29,473.62
166	Cook County Public Schools	440.80	30,049.73	$ 14,546.40
173	MOUNTAIN LAKE PUBLIC SCHOOLS	498.61	33,990.69	$ 16,454.13
177	Windom Public School District	1,174.00	80,032.64	$ 38,742.00
181	BRAINERD PUBLIC SCHOOL DISTRICT	5,867.03	399,960.74	$ 193,611.99
182	Crosby-Ironton Public School Dist.	981.79	66,929.51	$ 32,399.07
186	PEQUOT LAKES PUBLIC SCHOOLS	1,774.42	120,963.81	$ 58,555.86
191	Burnsville-Eagan-Savage Schools	7,467.36	509,056.68	$ 246,422.88
192	FARMINGTON PUBLIC SCHOOL DISTRICT	6,588.69	449,156.95	$ 217,426.77
194	Lakeville Area Schools	11,912.01	812,052.48	$ 393,096.33
195	RANDOLPH PUBLIC SCHOOL DISTRICT	850.31	57,966.40	$ 28,060.23
196	ROSEMOUNT-APPLE VALLEY-EAGAN	28,583.27	1,948,547.34	$ 943,247.91
197	West St. Paul-Mendota Heights-Eagan	5,221.60	355,961.19	$ 172,312.80
199	INVER GROVE HEIGHTS SCHOOLS	3,480.20	237,248.38	$ 114,846.60
200	Hastings Public School District	4,038.90	275,335.46	$ 133,283.70
203	HAYFIELD PUBLIC SCHOOL DISTRICT	641.00	43,697.55	$ 21,153.00
204	Kasson-Mantorville School District	2,177.47	148,440.10	$ 71,856.51
206	Alexandria Public School District	3,995.53	272,378.89	$ 131,852.49
213	OSAKIS PUBLIC SCHOOL DISTRICT	849.82	57,933.00	$ 28,044.06
227	CHATFIELD PUBLIC SCHOOLS	866.29	59,055.77	$ 28,587.57
229	LANESBORO PUBLIC SCHOOL DISTRICT	436.28	29,741.60	$ 14,397.24
238	Mabel-Canton Public School District	250.66	17,087.72	$ 8,271.78
239	RUSHFORD-PETERSON PUBLIC SCHOOLS	631.36	43,040.38	$ 20,834.88
241	Albert Lea Public School District	3,266.55	222,683.66	$ 107,796.15
242	ALDEN-CONGER PUBLIC SCHOOL	439.74	29,977.47	$ 14,511.42
252	CANNON FALLS PUBLIC SCHOOL DISTRICT	1,054.92	71,914.85	$ 34,812.36
253	GOODHUE PUBLIC SCHOOL DISTRICT	752.09	51,270.65	$ 24,818.97
255	Pine Island Public School District	1,524.00	103,892.46	$ 50,292.00
256	Red Wing Public School District	2,411.29	164,379.82	$ 79,572.57
261	ASHBY PUBLIC SCHOOL DISTRICT	323.55	22,056.70	$ 10,677.15
264	Herman-Norcross Community School	94.67	6,453.74	$ 3,124.11
270	HOPKINS PUBLIC SCHOOL DISTRICT	6,944.04	473,381.48	$ 229,153.32
271	Bloomington Public Schools	10,133.96	690,841.21	$ 334,420.68
272	EDEN PRAIRIE PUBLIC SCHOOL DISTRICT	9,042.77	616,453.80	$ 298,411.41
273	EDINA PUBLIC SCHOOL DISTRICT	8,541.02	582,249.05	$ 281,853.66
276	MINNETONKA PUBLIC SCHOOL DISTRICT	11,287.13	769,453.85	$ 372,475.29

277	Westonka Public School District	2,405.00	163,951.02	$ 79,365.00
278	ORONO PUBLIC SCHOOL DISTRICT	2,921.93	199,190.61	$ 96,423.69
279	OSSEO PUBLIC SCHOOL DISTRICT	20,631.17	1,406,445.50	$ 680,828.61
280	RICHFIELD PUBLIC SCHOOL DISTRICT	4,035.90	275,130.95	$ 133,184.70
281	ROBBINSDALE PUBLIC SCHOOL DISTRICT	10,588.85	721,851.47	$ 349,432.05
282	ST. ANTHONY-NEW BRIGHTON SCHOOLS	1,821.05	124,142.62	$ 60,094.65
283	ST. LOUIS PARK PUBLIC SCHOOL DIST.	4,336.69	295,636.08	$ 143,110.77
284	WAYZATA PUBLIC SCHOOL DISTRICT	12,499.77	852,120.61	$ 412,492.41
286	Brooklyn Center Community Schools	2,136.52	145,648.50	$ 70,505.16
294	HOUSTON PUBLIC SCHOOL DISTRICT	1,934.70	131,890.25	$ 63,845.10
297	SPRING GROVE SCHOOL DISTRICT	353.73	24,114.09	$ 11,673.09
299	CALEDONIA PUBLIC SCHOOL DISTRICT	715.50	48,776.28	$ 23,611.50
300	La Crescent-Hokah School District	1,005.03	68,513.80	$ 33,165.99
306	Laporte Public School District	359.79	24,527.21	$ 11,873.07
308	NEVIS PUBLIC SCHOOL DISTRICT	583.28	39,762.72	$ 19,248.24
309	PARK RAPIDS PUBLIC SCHOOL DISTRICT	1,600.20	109,087.08	$ 52,806.60
314	BRAHAM PUBLIC SCHOOL DISTRICT	778.96	53,102.41	$ 25,705.68
316	GREENWAY PUBLIC SCHOOL DISTRICT	991.13	67,566.23	$ 32,707.29
317	DEER RIVER PUBLIC SCHOOL DISTRICT	814.35	55,514.98	$ 26,873.55
318	GRAND RAPIDS PUBLIC SCHOOL DISTRICT	3,918.79	267,147.45	$ 129,320.07
319	NASHWAUK-KEEWATIN SCHOOL DISTRICT	556.25	37,920.07	$ 18,356.25
323	FRANCONIA PUBLIC SCHOOL DISTRICT	21.00	1,431.59	$ 693.00
330	HERON LAKE-OKABENA SCHOOL DISTRICT	265.55	18,102.78	$ 8,763.15
332	Mora Public Schools	1,639.79	111,785.97	$ 54,113.07
333	OGILVIE PUBLIC SCHOOL DISTRICT	484.23	33,010.40	$ 15,979.59
345	NEW LONDON-SPICER SCHOOL DISTRICT	1,542.81	105,174.75	$ 50,912.73
347	Willmar Public School District	4,039.43	275,371.59	$ 133,301.19
356	LANCASTER PUBLIC SCHOOL DISTRICT	196.77	13,413.99	$ 6,493.41
361	INTERNATIONAL FALLS SCHOOL DISTRICT	903.36	61,582.87	$ 29,810.88
362	LITTLEFORK-BIG FALLS SCHOOL DIST.	362.84	24,735.13	$ 11,973.72
363	SOUTH KOOCHICHING SCHOOL DISTRICT	180.45	12,301.44	$ 5,954.85
378	Dawson-Boyd Public School District	564.00	38,448.39	$ 18,612.00
381	LAKE SUPERIOR PUBLIC SCHOOL DIST.	1,267.17	86,384.12	$ 41,816.61
390	LAKE OF THE WOODS SCHOOL DISTRICT	439.33	29,949.52	$ 14,497.89
391	CLEVELAND PUBLIC SCHOOL DISTRICT	628.45	42,842.00	$ 20,738.85
402	HENDRICKS PUBLIC SCHOOL DISTRICT	253.26	17,264.96	$ 8,357.58
403	IVANHOE PUBLIC SCHOOL DISTRICT	117.07	7,980.77	$ 3,863.31
404	LAKE BENTON PUBLIC SCHOOL DISTRICT	183.73	12,525.04	$ 6,063.09
413	MARSHALL PUBLIC SCHOOL DISTRICT	2,549.58	173,807.17	$ 84,136.14
414	MINNEOTA PUBLIC SCHOOL DISTRICT	501.62	34,195.89	$ 16,553.46
415	Lynd Public School District	213.94	14,584.48	$ 7,060.02
423	HUTCHINSON PUBLIC SCHOOL DISTRICT	2,652.16	180,800.14	$ 87,521.28
424	LESTER PRAIRIE PUBLIC SCHOOL DIST.	453.05	30,884.83	$ 14,950.65
432	MAHNOMEN PUBLIC SCHOOL DISTRICT	630.40	42,974.94	$ 20,803.20
435	Waubun-Ogema-White Earth Schools	708.15	48,275.23	$ 23,368.95
441	MARSHALL COUNTY CENTRAL SCHOOLS	459.34	31,313.62	$ 15,158.22
447	GRYGLA PUBLIC SCHOOL DISTRICT	119.67	8,158.01	$ 3,949.11

458	TRUMAN PUBLIC SCHOOL DISTRICT	229.78	15,664.31	$ 7,582.74
463	EDEN VALLEY-WATKINS SCHOOL DISTRICT	882.02	60,128.10	$ 29,106.66
465	Litchfield Public School District	1,547.46	105,491.75	$ 51,066.18
466	Dassel-Cokato Public Schools	1,978.50	134,876.13	$ 65,290.50
473	ISLE PUBLIC SCHOOL DISTRICT	411.17	28,029.83	$ 13,568.61
477	PRINCETON PUBLIC SCHOOL DISTRICT	3,146.57	214,504.52	$ 103,836.81
480	ONAMIA PUBLIC SCHOOL DISTRICT	540.38	36,838.19	$ 17,832.54
482	Little Falls Community Schools	2,345.04	159,863.50	$ 77,386.32
484	PIERZ PUBLIC SCHOOL DISTRICT	1,230.27	83,868.62	$ 40,598.91
485	ROYALTON PUBLIC SCHOOL DISTRICT	907.45	61,861.69	$ 29,945.85
486	SWANVILLE PUBLIC SCHOOL DISTRICT	336.13	22,914.29	$ 11,092.29
487	UPSALA PUBLIC SCHOOL DISTRICT	328.43	22,389.37	$ 10,838.19
492	Austin Public School District	5,102.05	347,811.36	$ 168,367.65
495	GRAND MEADOW PUBLIC SCHOOL	435.59	29,694.56	$ 14,374.47
497	LYLE PUBLIC SCHOOL DISTRICT	310.32	21,154.79	$ 10,240.56
499	LEROY-OSTRANDER PUBLIC SCHOOLS	250.67	17,088.40	$ 8,272.11
500	Southland Public School District	508.55	34,668.31	$ 16,782.15
505	FULDA PUBLIC SCHOOL DISTRICT	358.34	24,428.36	$ 11,825.22
507	NICOLLET PUBLIC SCHOOL DISTRICT	323.03	22,021.25	$ 10,659.99
508	ST. PETER PUBLIC SCHOOL DISTRICT	2,073.00	141,318.28	$ 68,409.00
511	ADRIAN PUBLIC SCHOOL DISTRICT	575.34	39,221.45	$ 18,986.22
514	ELLSWORTH PUBLIC SCHOOL DISTRICT	131.75	8,981.52	$ 4,347.75
518	WORTHINGTON PUBLIC SCHOOL	3,869.60	263,794.13	$ 127,696.80
531	Byron Public School District	2,327.69	158,680.73	$ 76,813.77
533	DOVER-EYOTA PUBLIC SCHOOL DISTRICT	1,102.84	75,181.60	$ 36,393.72
534	STEWARTVILLE PUBLIC SCHOOL DISTRICT	2,017.19	137,513.66	$ 66,567.27
535	Rochester Public School District	17,000.40	1,158,932.63	$ 561,013.20
542	BATTLE LAKE PUBLIC SCHOOL DISTRICT	410.70	27,997.79	$ 13,553.10
544	Fergus Falls Public School District	3,012.33	205,353.26	$ 99,406.89
545	HENNING PUBLIC SCHOOL DISTRICT	365.55	24,919.87	$ 12,063.15
547	PARKERS PRAIRIE PUBLIC SCHOOL DIST.	531.88	36,258.74	$ 17,552.04
548	Pelican Rapids Public Schools	834.15	56,864.76	$ 27,526.95
549	PERHAM-DENT PUBLIC SCHOOL DISTRICT	1,659.47	113,127.57	$ 54,762.51
550	UNDERWOOD PUBLIC SCHOOL DISTRICT	564.11	38,455.89	$ 18,615.63
553	NEW YORK MILLS PUBLIC SCHOOL DIST.	800.16	54,547.63	$ 26,405.28
561	GOODRIDGE PUBLIC SCHOOL DISTRICT	247.39	16,864.80	$ 8,163.87
564	THIEF RIVER FALLS SCHOOL DISTRICT	1,782.66	121,525.54	$ 58,827.78
577	WILLOW RIVER PUBLIC SCHOOL DISTRICT	416.94	28,423.18	$ 13,759.02
578	PINE CITY PUBLIC SCHOOL DISTRICT	1,584.15	107,992.94	$ 52,276.95
581	EDGERTON PUBLIC SCHOOL DISTRICT	424.32	28,926.28	$ 14,002.56
592	CLIMAX-SHELLY PUBLIC SCHOOLS	168.15	11,462.94	$ 5,548.95
593	Crookston Public School District	1,136.03	77,444.19	$ 37,488.99
595	East Grand Forks Public Schools	1,915.02	130,548.64	$ 63,195.66
599	FERTILE-BELTRAMI SCHOOL DISTRICT	483.22	32,941.54	$ 15,946.26
600	Fisher Public School District	219.62	14,971.69	$ 7,247.46
601	FOSSTON PUBLIC SCHOOL DISTRICT	602.78	41,092.06	$ 19,891.74
621	Mounds View Public School District	11,256.52	767,367.14	$ 371,465.16

622	North St. Paul-Maplewood Oakdale	10,465.12	713,416.68	$	345,348.96
623	ROSEVILLE PUBLIC SCHOOL DISTRICT	7,234.15	493,158.54	$	238,726.95
624	White Bear Lake School District	8,298.43	565,711.47	$	273,848.19
625	Saint Paul Public Schools	31,660.24	2,158,307.16	$	1,044,787.92
630	RED LAKE FALLS PUBLIC SCHOOL DIST.	385.26	26,263.52	$	12,713.58
635	MILROY PUBLIC SCHOOL DISTRICT	68.69	4,682.66	$	2,266.77
640	WABASSO PUBLIC SCHOOL DISTRICT	411.78	28,071.41	$	13,588.74
656	FARIBAULT PUBLIC SCHOOL DISTRICT	3,060.16	208,613.87	$	100,985.28
659	NORTHFIELD PUBLIC SCHOOL DISTRICT	3,839.75	261,759.23	$	126,711.75
671	HILLS-BEAVER CREEK SCHOOL DISTRICT	351.08	23,933.44	$	11,585.64
676	BADGER PUBLIC SCHOOL DISTRICT	223.36	15,226.65	$	7,370.88
682	ROSEAU PUBLIC SCHOOL DISTRICT	1,065.06	72,606.10	$	35,146.98
690	WARROAD PUBLIC SCHOOL DISTRICT	1,023.45	69,769.51	$	33,773.85
695	CHISHOLM PUBLIC SCHOOL DISTRICT	646.18	44,050.67	$	21,323.94
696	ELY PUBLIC SCHOOL DISTRICT	512.43	34,932.82	$	16,910.19
698	FLOODWOOD PUBLIC SCHOOL DISTRICT	152.14	10,371.52	$	5,020.62
700	Hermantown Community Schools	2,061.21	140,514.55	$	68,019.93
701	Hibbing Public School District	2,135.00	145,544.88	$	70,455.00
704	Proctor Public School District	1,828.31	124,637.54	$	60,334.23
707	NETT LAKE PUBLIC SCHOOL DISTRICT	72.74	4,958.75	$	2,400.42
709	DULUTH PUBLIC SCHOOL DISTRICT	8,236.74	561,506.01	$	271,812.42
712	MOUNTAIN IRON-BUHL SCHOOL	583.70	39,791.36	$	19,262.10
716	BELLE PLAINE PUBLIC SCHOOL DISTRICT	1,530.79	104,355.34	$	50,516.07
717	JORDAN PUBLIC SCHOOL DISTRICT	1,818.74	123,985.15	$	60,018.42
719	Prior Lake-Savage Area Schools	8,665.59	590,741.10	$	285,964.47
720	Shakopee Public School District	7,670.10	522,877.65	$	253,113.30
721	NEW PRAGUE AREA SCHOOLS	3,995.36	272,367.30	$	131,846.88
726	BECKER PUBLIC SCHOOL DISTRICT	2,809.34	191,515.25	$	92,708.22
727	BIG LAKE PUBLIC SCHOOL DISTRICT	3,179.22	216,730.30	$	104,914.26
728	Elk River Public School District	14,066.82	958,947.83	$	464,205.06
738	HOLDINGFORD PUBLIC SCHOOL DISTRICT	1,068.62	72,848.79	$	35,264.46
739	KIMBALL PUBLIC SCHOOL DISTRICT	734.95	50,102.21	$	24,253.35
740	MELROSE PUBLIC SCHOOL DISTRICT	1,305.04	88,965.76	$	43,066.32
741	Paynesville Area Schools	913.18	62,252.31	$	30,134.94
742	ST. CLOUD PUBLIC SCHOOL DISTRICT	9,217.46	628,362.58	$	304,176.18
743	SAUK CENTRE PUBLIC SCHOOL DISTRICT	1,141.69	77,830.04	$	37,675.77
745	ALBANY PUBLIC SCHOOL DISTRICT	1,780.65	121,388.52	$	58,761.45
748	Sartell-St. Stephen School District	3,984.69	271,639.92	$	131,494.77
750	ROCORI PUBLIC SCHOOL DISTRICT	2,360.94	160,947.41	$	77,911.02
756	Blooming Prairie Public Schools	873.71	59,561.60	$	28,832.43
761	OWATONNA PUBLIC SCHOOL DISTRICT	4,877.54	332,506.31	$	160,958.82
763	Medford Public School District	876.79	59,771.57	$	28,934.07
768	HANCOCK PUBLIC SCHOOL DISTRICT	427.99	29,176.46	$	14,123.67
771	Chokio-Alberta Public Schools	143.57	9,787.30	$	4,737.81
775	KERKHOVEN-MURDOCK-SUNBURG	797.40	54,359.48	$	26,314.20
777	BENSON PUBLIC SCHOOL DISTRICT	740.91	50,508.50	$	24,450.03
786	BERTHA-HEWITT PUBLIC SCHOOL DIST.	513.79	35,025.53	$	16,955.07

787	BROWERVILLE PUBLIC SCHOOL DISTRICT	548.98	37,424.46	$ 18,116.34
801	Browns Valley Public School Dist	183.87	12,534.58	$ 6,067.71
803	Wheaton Area Public School District	346.08	23,592.59	$ 11,420.64
811	Wabasha-Kellogg School District	1,009.62	68,826.71	$ 33,317.46
813	LAKE CITY PUBLIC SCHOOL DISTRICT	1,200.51	81,839.85	$ 39,616.83
815	PRINSBURG PUBLIC SCHOOL DISTRICT	1.03	70.22	$ 33.99
818	VERNDALE PUBLIC SCHOOL DISTRICT	504.67	34,403.81	$ 16,654.11
820	SEBEKA PUBLIC SCHOOL DISTRICT	475.66	32,426.17	$ 15,696.78
821	Menahga Public School District	948.27	64,644.42	$ 31,292.91
829	WASECA PUBLIC SCHOOL DISTRICT	1,669.78	113,830.41	$ 55,102.74
831	Forest Lake Public School District	5,682.13	387,355.94	$ 187,510.29
832	MAHTOMEDI PUBLIC SCHOOL DISTRICT	3,171.30	216,190.39	$ 104,652.90
833	South Washington County Schools	19,008.60	1,295,833.43	$ 627,283.80
834	Stillwater Area Public Schools	8,265.38	563,458.42	$ 272,757.54
836	Butterfield-Odin Public Schools	218.87	14,920.57	$ 7,222.71
837	MADELIA PUBLIC SCHOOL DISTRICT	615.29	41,944.88	$ 20,304.57
840	ST. JAMES PUBLIC SCHOOL DISTRICT	1,116.94	76,142.81	$ 36,859.02
846	BRECKENRIDGE PUBLIC SCHOOL DISTRICT	577.01	39,335.29	$ 19,041.33
850	ROTHSAY PUBLIC SCHOOL DISTRICT	305.31	20,813.26	$ 10,075.23
852	Campbell-Tintah Public Schools	127.65	8,702.02	$ 4,212.45
857	Lewiston-Altura Public School Dist	567.78	38,706.08	$ 18,736.74
858	ST. CHARLES PUBLIC SCHOOL DISTRICT	949.43	64,723.50	$ 31,331.19
861	WINONA AREA PUBLIC SCHOOL DISTRICT	2,348.52	160,100.73	$ 77,501.16
876	ANNANDALE PUBLIC SCHOOL DISTRICT	2,036.61	138,837.54	$ 67,208.13
877	Buffalo-Hanover-Montrose Schools	5,206.47	354,929.76	$ 171,813.51
879	DELANO PUBLIC SCHOOL DISTRICT	2,412.81	164,483.44	$ 79,622.73
881	MAPLE LAKE PUBLIC SCHOOL DISTRICT	793.69	54,106.56	$ 26,191.77
882	Monticello Public School District	4,118.67	280,773.45	$ 135,916.11
883	ROCKFORD PUBLIC SCHOOL DISTRICT	1,559.18	106,290.71	$ 51,452.94
885	St. Michael-Albertville Schools	6,573.01	448,088.03	$ 216,909.33
891	CANBY PUBLIC SCHOOL DISTRICT	593.57	40,464.20	$ 19,587.81
911	Cambridge-Isanti Public School Dist	4,969.55	338,778.71	$ 163,995.15
912	MILACA PUBLIC SCHOOL DISTRICT	1,585.64	108,094.51	$ 52,326.12
914	ULEN-HITTERDAL PUBLIC SCHOOL DIST	295.53	20,146.55	$ 9,752.49
2071	LAKE CRYSTAL-WELLCOME MEMORIAL	959.18	65,388.17	$ 31,652.94
2125	TRITON SCHOOL DISTRICT	880.25	60,007.44	$ 29,048.25
2134	United South Central Schools	759.75	51,792.84	$ 25,071.75
2135	MAPLE RIVER SCHOOL DISTRICT	937.96	63,941.58	$ 30,952.68
2137	KINGSLAND PUBLIC SCHOOL DISTRICT	543.02	37,018.16	$ 17,919.66
2142	ST. LOUIS COUNTY SCHOOL DISTRICT	1,857.03	126,595.41	$ 61,281.99
2143	WATERVILLE-ELYSIAN-MORRISTOWN	742.49	50,616.21	$ 24,502.17
2144	Chisago Lakes School District	3,286.52	224,045.04	$ 108,455.16
2149	MINNEWASKA SCHOOL DISTRICT	1,292.88	88,136.80	$ 42,665.04
2155	WADENA-DEER CREEK SCHOOL DISTRICT	1,113.10	75,881.03	$ 36,732.30
2159	Buffalo Lake-Hector-Stewart	448.34	30,563.74	$ 14,795.22
2164	DILWORTH-GLYNDON-FELTON	1,574.56	107,339.18	$ 51,960.48
2165	HINCKLEY-FINLAYSON SCHOOL DISTRICT	925.57	63,096.94	$ 30,543.81

2167	LAKEVIEW SCHOOL DISTRICT	719.48	49,047.60	$ 23,742.84
2168	NRHEG SCHOOL DISTRICT	769.08	52,428.88	$ 25,379.64
2169	Murray County Central Schools	703.07	47,928.92	$ 23,201.31
2170	STAPLES-MOTLEY SCHOOL DISTRICT	912.15	62,182.09	$ 30,100.95
2171	KITTSON CENTRAL SCHOOL DISTRICT	242.28	16,516.45	$ 7,995.24
2172	KENYON-WANAMINGO SCHOOL DISTRICT	670.42	45,703.14	$ 22,123.86
2174	PINE RIVER-BACKUS SCHOOL DISTRICT	848.51	57,843.69	$ 28,000.83
2176	WARREN-ALVARADO-OSLO SCHOOL DIST.	564.03	38,450.43	$ 18,612.99
2180	MACCRAY School District	743.60	50,691.88	$ 24,538.80
2184	LUVERNE PUBLIC SCHOOL DISTRICT	1,147.84	78,249.29	$ 37,878.72
2190	YELLOW MEDICINE EAST	605.81	41,298.61	$ 19,991.73
2198	FILLMORE CENTRAL	574.95	39,194.86	$ 18,973.35
2215	NORMAN COUNTY EAST SCHOOL	188.26	12,833.85	$ 6,212.58
2310	SIBLEY EAST SCHOOL DISTRICT	1,060.88	72,321.15	$ 35,009.04
2311	CLEARBROOK-GONVICK SCHOOL DISTRICT	468.43	31,933.30	$ 15,458.19
2342	WEST CENTRAL AREA	741.64	50,558.27	$ 24,474.12
2358	TRI-COUNTY SCHOOL DISTRICT	164.47	11,212.07	$ 5,427.51
2364	BELGRADE-BROOTEN-ELROSA SCHOOL	601.17	40,982.30	$ 19,838.61
2365	GFW Public Schools	611.52	41,687.87	$ 20,180.16
2396	A.C.G.C. Public School District	895.42	61,041.59	$ 29,548.86
2397	LE SUEUR-HENDERSON SCHOOL DISTRICT	906.71	61,811.24	$ 29,921.43
2448	Martin County West School District	634.81	43,275.57	$ 20,948.73
2534	BIRD ISLAND-OLIVIA-LAKE LILLIAN	613.20	41,802.40	$ 20,235.60
2536	Granada Huntley East Chain	302.36	20,612.15	$ 9,977.88
2580	EAST CENTRAL SCHOOL DISTRICT	739.86	50,436.92	$ 24,415.38
2609	WIN-E-MAC SCHOOL DISTRICT	438.47	29,890.90	$ 14,469.51
2683	Greenbush Middle River Schools	222.08	15,139.39	$ 7,328.64
2687	HOWARD LAKE-WAVERLY-WINSTED	1,313.77	89,560.89	$ 43,354.41
2689	Pipestone Area School District	1,129.10	76,971.77	$ 37,260.30
2711	MESABI EAST SCHOOL DISTRICT	859.85	58,616.75	$ 28,375.05
2752	FAIRMONT AREA SCHOOL DISTRICT	1,790.14	122,035.46	$ 59,074.62
2753	Long Prairie-Grey Eagle School Dist	999.62	68,145.00	$ 32,987.46
2754	CEDAR MOUNTAIN SCHOOL DISTRICT	404.90	27,602.40	$ 13,361.70
2769	MORRIS AREA PUBLIC SCHOOLS	1,062.33	72,420.00	$ 35,056.89
2805	Zumbrota-Mazeppa School District	1,227.36	83,670.24	$ 40,502.88
2835	JANESVILLE-WALDORF-PEMBERTON	623.87	42,529.78	$ 20,587.71
2853	Lac qui Parle Valley Schools	811.67	55,332.28	$ 26,785.11
2856	STEPHEN-ARGYLE CENTRAL SCHOOLS	283.28	19,311.45	$ 9,348.24
2859	GLENCOE-SILVER LAKE SCHOOL DISTRICT	1,424.28	97,094.45	$ 47,001.24
2860	Blue Earth Area School District	1,054.06	71,856.22	$ 34,783.98
2884	RED ROCK CENTRAL SCHOOL DISTRICT	365.09	24,888.52	$ 12,047.97
2886	GLENVILLE-EMMONS SCHOOL DISTRICT	267.85	18,259.58	$ 8,839.05
2888	Clinton-Graceville-Beardsley	325.14	22,165.09	$ 10,729.62
2889	LAKE PARK AUDUBON SCHOOL DISTRICT	702.46	47,887.33	$ 23,181.18
2890	Renville County West Schools	509.32	34,720.80	$ 16,807.56
2895	Jackson County Central School Dist.	1,116.28	76,097.82	$ 36,837.24
2897	REDWOOD AREA SCHOOL DISTRICT	1,077.60	73,460.97	$ 35,560.80

2898	WESTBROOK-WALNUT GROVE SCHOOLS	469.25	31,989.20	$	15,485.25
2899	Plainview-Elgin-Millville	1,414.64	96,437.29	$	46,683.12
2902	RTR Public Schools	644.93	43,965.46	$	21,282.69
2903	Ortonville Public Schools	498.38	33,975.01	$	16,446.54
2904	TRACY AREA PUBLIC SCHOOL DISTRICT	652.55	44,484.92	$	21,534.15
2905	Tri-City United School District	1,876.55	127,926.11	$	61,926.15
2906	RED LAKE COUNTY CENTRAL PUBLIC SCH	327.56	22,330.06	$	10,809.48
2907	ROUND LAKE-BREWSTER PUBLIC	531.84	36,256.01	$	17,550.72
2908	BRANDON-EVANSVILLE PUBLIC SCHOOLS	542.97	37,014.76	$	17,918.01
2909	Rock Ridge Public Schools	2,344.55	159,830.09	$	77,370.15
2910	Ada-Borup-West Public Schools	669.69	45,653.37	$	22,099.77
4000	City Academy	135.45	9,233.75	$	4,469.85
4001	BLUFFVIEW MONTESSORI	213.47	14,552.44	$	7,044.51
4003	NEW HEIGHTS SCHOOL, INC.	102.91	7,015.47	$	3,396.03
4005	Metro Deaf School	49.59	3,380.60	$	1,636.47
4007	Minnesota New Country School	213.36	14,544.94	$	7,040.88
4008	PACT CHARTER SCHOOL	1,052.99	71,783.28	$	34,748.67
4011	Athlos Leadership Academy	712.28	48,556.77	$	23,505.24
4015	COMMUNITY OF PEACE ACADEMY	814.38	55,517.02	$	26,874.54
4016	WORLD LEARNER CHARTER SCHOOL	203.10	13,845.51	$	6,702.30
4017	Minnesota Transitions Charter Sch	5,256.54	358,343.08	$	173,465.82
4018	ACHIEVE LANGUAGE ACADEMY	444.54	30,304.69	$	14,669.82

15. Strategic Plan Progress Update
A. Objective 7.1 Develop and implement a comprehensive staff recruitment and retention plan
1) Employee Exit Interviews 279

YOUR EXPERIENCE MATTERS

Employee Exit Interview Form

An opportunity to provide thoughtful feedback about your experience with Barnesville Public Schools.

Thank you for the time, energy, and care you have given to Barnesville Public Schools. Your honest feedback will help us recognize what is working, understand where we can improve, and create a stronger workplace for current and future employees.

REFLECT	SHARE	IMPROVE
Consider the full experience.	Offer candid, constructive feedback.	Help strengthen the workplace.

This form is intended to be completed independently. Please answer the questions that feel relevant to your experience. Responses will be handled thoughtfully and shared only as needed for district improvement and appropriate follow-up

About Your Experience

EMPLOYEE NAME	POSITION OR TITLE
SCHOOL OR DEPARTMENT	PRINCIPAL OR SUPERVISOR
FIRST DAY WITH THE DISTRICT	LAST DAY WITH THE DISTRICT

Your Decision to Leave

Primary reason for leaving

- ☐ Other position or new business
- ☐ Moving from the area
- ☐ Returning to school
- ☐ End of temporary assignment
- ☐ Retirement
- ☐ Dissatisfaction with the position
- ☐ Medical or personal reasons
- ☐ Other: _____

If you are joining another employer, what made that opportunity more desirable?

- ☐ Location
- ☐ Salary
- ☐ Benefits
- ☐ Schedule or flexibility
- ☐ Career advancement
- ☐ Role or responsibilities
- ☐ Workplace culture
- ☐ Other: _____

What most influenced your decision to leave?

Did workplace climate influence your decision?

- ☐ District climate: Yes
- ☐ District climate: No
- ☐ School / department: Yes
- ☐ School / department: No

If yes, what specifically contributed?

WORKPLACE EXPERIENCE

How did work feel day to day?

Please select the responses that best reflect your experience.

School / Department Culture

Check any words that describe the environment in which you worked.

☐ Supportive	☐ Apathetic	☐ Organized	☐ Chaotic
☐ Cheerful	☐ Stressful	☐ Challenging	☐ Isolated
☐ Collegial	☐ Professional	☐ Political	☐ Safe
☐ Unsafe	☐ Welcoming	☐ Team-based	☐ Other: _____

Overall Job Satisfaction

Very dissatisfied	☐ 1	☐ 2	☐ 3	☐ 4	☐ 5	Very satisfied

Factors Affecting Job Satisfaction

Rate how positively each factor contributed to your overall employment experience.

EMPLOYMENT FACTOR	1	2	3	4	5
Physical working conditions	☐	☐	☐	☐	☐
Available technology	☐	☐	☐	☐	☐
Equipment and resources to perform the job	☐	☐	☐	☐	☐
Job security	☐	☐	☐	☐	☐
District financial stability	☐	☐	☐	☐	☐
Relationship with principal / supervisor	☐	☐	☐	☐	☐
Recognition of job performance	☐	☐	☐	☐	☐
Feeling safe at work	☐	☐	☐	☐	☐
Employee morale	☐	☐	☐	☐	☐
Overall workplace culture	☐	☐	☐	☐	☐
Level of responsibility	☐	☐	☐	☐	☐
Involvement in decision-making	☐	☐	☐	☐	☐
Flexibility to balance life and work	☐	☐	☐	☐	☐
Career development opportunities	☐	☐	☐	☐	☐
Job-specific training	☐	☐	☐	☐	☐
Salary	☐	☐	☐	☐	☐
Benefits	☐	☐	☐	☐	☐
Other: _____	☐	☐	☐	☐	☐

1 = Very negative 5 = Very positive

What change would have most improved your job satisfaction?

_____

_____

_____

SUPPORT AND LEADERSHIP

Leadership, feedback, and communication

Think about the principal or supervisor who most directly supported your work.

Principal / Supervisor Support

LEADERSHIP PRACTICE	1	2	3	4	5
Provided useful performance feedback	☐	☐	☐	☐	☐
Recognized accomplishments	☐	☐	☐	☐	☐
Clearly communicated expectations	☐	☐	☐	☐	☐
Treated me fairly and respectfully	☐	☐	☐	☐	☐
Coached, trained, and developed me	☐	☐	☐	☐	☐
Provided effective leadership	☐	☐	☐	☐	☐
Encouraged teamwork and cooperation	☐	☐	☐	☐	☐
Resolved concerns promptly	☐	☐	☐	☐	☐
Listened to suggestions and feedback	☐	☐	☐	☐	☐
Kept employees informed	☐	☐	☐	☐	☐
Supported work-life balance	☐	☐	☐	☐	☐
Provided appropriate and challenging assignments	☐	☐	☐	☐	☐

1 = Never 5 = Always

Feedback and Recognition

How often did you receive feedback from your principal / supervisor?

☐ Regular formal feedback ☐ Regular informal feedback

☐ Occasional feedback ☐ No feedback

What types of feedback did you receive?

☐ Performance appraisals ☐ Informal coaching

☐ Verbal recognition or praise ☐ Constructive criticism

☐ Criticism that felt unfair or unreasonable ☐ None

How would you describe the quality and usefulness of the feedback you received?

What could district or building leadership have done differently to support you?

Recognition matters. Please note any individual, team, or practice that made a positive difference in your experience.

GROWTH AND RESOURCES

Training, development, and priorities

Your feedback can help Barnesville better prepare and support employees.

Training and Development

How adequate was the training provided at the beginning of your employment?

☐ Sufficient and job-specific ☐ Helpful, but not specific enough ☐ Insufficient

Comments about onboarding or induction training

How adequate was the training provided during your employment?

☐ Sufficient and job-specific ☐ Helpful, but not specific enough ☐ Insufficient

Comments about ongoing training

Which career or growth opportunities were important to you?

☐ Special projects ☐ Additional responsibility ☐ Advancement opportunities

☐ Professional learning ☐ Not seeking progression ☐ Other: _____

Were you able to discuss career opportunities? How did leadership respond?

Top Priorities for Improvement

Place 1, 2, and 3 beside the three areas Barnesville should prioritize. Use 1 for the highest priority.

Rank: ___ Salary	**Rank:** ___ Benefits
Rank: ___ Communication within the school / department	**Rank:** ___ Communication across the district
Rank: ___ Leadership within the school / department	**Rank:** ___ Leadership across the district
Rank: ___ Employee recognition	**Rank:** ___ Team and relationship building
Rank: ___ Training opportunities	**Rank:** ___ Feedback about job performance

What is one practical change that would improve your school or department?

What is one practical change that would improve the district as a whole?

FINAL REFLECTIONS

What should Barnesville carry forward?

Thank you for helping us learn from your experience.

What did you most enjoy about your employment with Barnesville Public Schools?

What did you least enjoy?

Did any district policies or procedures make your job more difficult? If so, how?

Did you witness conduct that may have violated a law, policy, or district expectation? If yes, please describe it below or request a direct conversation with the superintendent.

Urgent safety, discrimination, harassment, or legal concerns should be reported promptly rather than relying only on this form.

What is the biggest challenge your school or department now needs to address?

What is the biggest challenge the district now needs to address?

Would you recommend Barnesville Public Schools as a place to work?

Definitely not	☐ 1	☐ 2	☐ 3	☐ 4	☐ 5	Definitely yes

Would you consider working for Barnesville Public Schools again in the future?

☐ Yes ☐ Maybe ☐ No ☐ Prefer not to answer

Final comments or anything else you would like district leadership to understand

Thank you for your service to Barnesville Public Schools.
Return this form to Dr. Jon Ellerbusch, Superintendent, at the District Office, 310 5th Street SE, Barnesville, MN 56514, or email jellerbusch@barnesville.k12.mn.us. You are also welcome to request an in-person exit conversation.

B. Objective 8.5 Clarify roles, responsibilities, and organizational expectations.
1) Job Descriptions for All Employee Positions
C. Objective 10.2: Increase consistency and clarity of communication across all stakeholder groups.
1) Superintendent's Families and Community Update 285

BARNESVILLE
PUBLIC SCHOOLS

Click here for Barnesville Strategic Plan

Superintendent's Families and Community Update

September 2026 | Families and Community

01 Welcome to Our New Monthly Update

Welcome to the first Superintendent's Families and Community Update! I am excited to share this new monthly connection with you. It builds on the weekly updates I have shared with the School Board and administrative team for years, and the employee update I began earlier this month.

Each month, you will find news about our students, schools, programs, facilities, finances, and district priorities, with a closer look at the work happening across Barnesville Public Schools.

I want every family and community member to feel informed, included, and connected to our schools. Together, we can celebrate student opportunities and better understand the decisions shaping our future. Your questions, ideas, and feedback are always welcome!

Signup flyer: Sign Up for the Superintendent's Monthly Update

STRATEGIC PLAN CONNECTION

- Objective 10.1: Develop a comprehensive district communication plan.
- Objective 10.2: Increase consistency and clarity of communication across all stakeholder groups.
- Objective 10.3: Expand opportunities for two-way communication and stakeholder feedback.
- Objective 10.4: Utilize multiple communication platforms to reach families and community members.

02 Building Our Future with the 2026-2031 Strategic Plan

Our district has an exciting shared direction for the next five years! On July 20, 2026, the School Board adopted our new Strategic Plan. It builds on what our community values while helping us respond to student needs, workforce expectations, enrollment choices, staffing needs, and available resources.

Thank you to everyone who helped shape this plan through surveys, listening sessions, and committee discussions. Students, employees, administrators, Board members, parents, and community partners brought their perspectives to the process. The committee met three times to review district information and develop the foundation, goals, and objectives that will guide our work.

> *MISSION: Our mission is to equip every student with a strong academic foundation, practical life skills, and the character needed to succeed in an ever-changing world.*
>
> *VISION: Modeling educational excellence where every student is known, valued, and prepared to thrive today and lead tomorrow.*

The values and priorities guiding us

Five core values reflect what matters to our school community and will guide our work in classrooms, activities, daily operations, and School Board decisions:

- Academic Excellence & Individual Growth
- Mutual Respect & Belonging
- Accountability & Integrity
- Community Partnerships & Relationships
- Future Readiness & Practical Capability

Four focus areas bring these values to life, with three goals and specific objectives in each:

- Student Success & Future Readiness
- Student Well-Being, Safety & Belonging
- Staff Excellence & Organizational Effectiveness
- Community Engagement, Communication & Stewardship

Helping every graduate thrive

Our Portrait of a Graduate looks ahead to the future we want for every student. We want Barnesville graduates to be prepared, respectful, responsible, resilient, connected, and curious, with the communication, problem-solving, and leadership skills to take their next steps with confidence.

> *Our tagline celebrates that future: "Known. Valued. Prepared to Thrive. Ready to Lead."*

Putting our plan into action

Now we get to put this shared vision to work! We will build progress over five years at a pace the district can support. In Year 1, we are strengthening curriculum and instruction, student behavior and support, employee recruitment and collaboration, communication, financial stability, and planning for facilities and technology.

You will be able to follow our progress along the way. Each year, we will set targets in the fall, check progress in winter, share results in spring, and refine our plans in summer. Future updates will highlight the plan in action and show how district decisions support its goals and objectives.

Barnesville Public Schools 5-Year Strategic Plan

Barnesville Public Schools Strategic Plan Comprehensive Implementation Handbook 2026-2031

03 Welcoming 889 Students This School Year

We are pleased to welcome 889 students in grades K-12 this school year! We ended last year with 869 students and projected 878 when preparing our 2026-2027 budget last spring.

That puts us 20 students above the end of last year and 11 above our budget projection. Every student is an important part of our school community. We will continue tracking enrollment throughout the year to plan thoughtfully for classrooms, staffing, programs, transportation, and our long-term financial needs.

Student Enrollment for SY2026-2027

STRATEGIC PLAN CONNECTION

- Objective 3.3: Analyze enrollment trends annually and identify strategies to retain resident students.
- Objective 12.1: Maintain long-term financial stability and sustainability.
- Objective 12.5: Monitor enrollment trends and develop strategies that support long-term district viability.

04 Celebrating Strong Participation in Fall Athletics

Our fall teams are full of students ready to learn, compete, and connect! Strong participation has led us to add a second 7th-grade volleyball coach and another junior high football coach.

With 22 students in 7th-grade volleyball, two teams of 11 help provide balanced playing opportunities and room to develop skills. Junior high football has 19 eighth-grade and 18 seventh-grade students. The added coach gives each team two coaches, supporting closer supervision, more individual instruction, and student safety.

We love seeing students discover their interests, build friendships, and strengthen their connection to school. Thank you to the coaches and families supporting them this fall!

STRATEGIC PLAN CONNECTION

- Objective 6.1: Increase student participation in activities, athletics, fine arts, leadership, and service opportunities.
- Objective 6.2: Expand opportunities for students to explore interests and passions.
- Objective 12.2: Evaluate and prioritize expenditures based on student needs and strategic priorities.

05 Continuing Our Meal Repack Program

We look forward to continuing the Meal Repack Program this school year! In December 2025, the School Board approved putting $50 from concessions profits after each school activity toward the program, with the General Fund covering any remaining monthly costs.

This partnership between activity proceeds and district resources helps sustain an established program that supports our students. Thank you to everyone who contributes through school concessions!

STRATEGIC PLAN CONNECTION

- Objective 12.2: Evaluate and prioritize expenditures based on student needs and strategic priorities.

06 Sharing Our Trojan Pride

Trojan pride is showing up in more places! Employees and organizations are using our newly approved mascot, colors, and fonts in communications, clothing, and publications. Thank you to everyone helping create a consistent, recognizable look that celebrates Barnesville Public Schools.

We will bring the updated branding into use over several years as materials are replaced. Electronic documents, websites, social media, and new clothing orders offer easy opportunities to get started. Larger updates will follow regular maintenance and replacement schedules, such as when a gym floor is fully sanded, remarked, stained, and recoated.

Planning school apparel or other district materials? Please share our branding guide with the company or organization creating them so they have our official mascot, colors, fonts, and design standards.

Barnesville Brand Guidelines

STRATEGIC PLAN CONNECTION

- Objective 10.2: Increase consistency and clarity of communication across all stakeholder groups.

07 Your Support at Work in Our Schools

Your support is making a difference in our schools! The Construction Funds Investment and Impact Analysis highlights improvements made possible by voter-approved funds over the past several years.

These investments have strengthened learning spaces, facilities, technology, safety, accessibility, student activities, and daily operations. I invite you to explore the report to see how these resources are benefiting students and employees. Thank you for investing in our schools and trusting us to use these funds responsibly.

Barnesville Construction Funds Investment and Impact Analysis

STRATEGIC PLAN CONNECTION

- Objective 12.2: Evaluate and prioritize expenditures based on student needs and strategic priorities.
- Objective 12.3: Continue proactive planning for facilities, technology, and infrastructure needs.
- Objective 12.4: Increase stakeholder understanding of school finance and resource allocation.
- Objective 4.5: Maintain safe and secure facilities and learning environments.
- Objective 6.1: Increase student participation in activities, athletics, fine arts, leadership, and service opportunities.

08 Exploring an Electronic School Message Board

An electronic school message board could offer another welcoming way to share school news with families, students, neighbors, and people driving by. Scott Odden, School Board member Josh Schroeder, and I met with a Daktronics representative to explore the possibilities.

We identified four possible locations and designs. If feasible, my preferred location is near the corner of the south elementary employee parking lot. A suggested three-sided sign could be seen from the east, west, and north. Proposals will also include a boulevard sign or electronic displays mounted on school buildings.

We are still exploring, and no decision has been made. Once proposals arrive, the School Board will review costs and consider this opportunity alongside other construction needs, including a possible custodial equipment storage building and other projects that may arise. This review will help us set thoughtful priorities.

Daktronics Galaxy Displays Brochure

STRATEGIC PLAN CONNECTION

- Objective 10.2: Increase consistency and clarity of communication across all stakeholder groups.
- Objective 10.4: Utilize multiple communication platforms to reach families and community members.
- Objective 12.2: Evaluate and prioritize expenditures based on student needs and strategic priorities.
- Objective 12.3: Continue proactive planning for facilities, technology, and infrastructure needs.

09 Exploring Improvements to Elementary Meal Service

Food Service Director Kevin Roller has brought forward an opportunity to improve the elementary lunchroom serving area. A setup similar to the high school serving line could help our team serve students and employees efficiently while keeping hot and cold foods at appropriate temperatures.

The current setup places large food pans directly on the counter and limits menu choices, temperature control, and serving efficiency. Dedicated hot and cold serving equipment could address these concerns while opening the door to more menu options, including expanded Farm to School offerings.

Ideas include removing part of the wall, adding serving equipment, and installing a rolling service door like the one at the high school. I have asked Kevin to work with a food service consultant on possible designs and cost estimates so we can explore the opportunity carefully.

Remaining construction funds could help, and our Farm to School grant may cover equipment or other eligible expenses. No decisions have been made. We look forward to sharing more as designs and estimates take shape.

STRATEGIC PLAN CONNECTION

- Objective 11.2: Increase collaboration with local businesses, higher education institutions, and civic organizations.
- Objective 12.2: Evaluate and prioritize expenditures based on student needs and strategic priorities.
- Objective 12.3: Continue proactive planning for facilities, technology, and infrastructure needs.
- Objective 4.5: Maintain safe and secure facilities and learning environments.

10 Exploring How AI Can Support Student Learning

We are exploring new ways to support great teaching and learning! Our Artificial Intelligence Committee launched in September to guide responsible AI use in classrooms and district operations. Its work will address appropriate uses, employee training, student needs, privacy, security, and clear districtwide expectations.

One opportunity under review is ChatGPT for Teachers, currently available at no cost to verified U.S. K-12 educators and school employees through June 2028. We see promising possibilities for helping teachers save time, create engaging lessons, strengthen instruction, and give students additional support.

Student learning will guide every step. As we explore these tools, we will pair curiosity with thoughtful oversight, protect district information, and focus on ways technology can help employees support students. We look forward to learning together as these opportunities develop.

STRATEGIC PLAN CONNECTION

- Objective 7.2: Expand opportunities for professional growth, leadership development, and credential attainment.
- Objective 9.3: Strengthen systems that allow staff to focus on student learning and support.
- Objective 12.3: Continue proactive planning for facilities, technology, and infrastructure needs.

11 Stay Connected and Join the Conversation

I hope this first update helps you feel more connected to the people, opportunities, and progress across Barnesville Public Schools. I look forward to sharing more with you each month!

Have a question, idea, or topic you would like to see in a future update? Please contact me directly. Students, employees, families, businesses, civic organizations, and neighbors all contribute to strong schools. Your perspective matters, and I would love to hear from you.

Join our monthly mailing list using the signup flyer linked below or the QR code in the attached flyer. We would be glad to have you stay connected!

Signup flyer: Sign Up for the Superintendent's Monthly Update

Thank you for cheering on our students and helping Barnesville Public Schools thrive!

Jon Ellerbusch, Ed.D.
Superintendent | Barnesville Public Schools

BARNESVILLE PUBLIC SCHOOLS

ISD 146 • BARNESVILLE, MINNESOTA

STAY CONNECTED

Sign Up for the Superintendent’s Monthly Update

Families and community members are invited to receive a monthly email from Superintendent Jon Ellerbusch featuring district news, celebrations, important information, and a look at what is happening across Barnesville Public Schools.

One email each month. A closer connection to our schools.

Updates may include student and staff highlights, progress on district goals, upcoming opportunities, and other information helpful to families and our community.

Sign Up for the Monthly Update

Or scan with your phone’s camera to sign up

You may unsubscribe at any time.

2) Superintendent's Weekly Staff Update 291

BARNESVILLE
PUBLIC SCHOOLS

Click here for Barnesville Strategic Plan

Superintendent's Weekly Update

Friday, September 11, 2026 | All School Employees

01 Superintendent's Monthly Update for Families and Community Members

A flyer will be sent home to all families inviting them to sign up for the new Superintendent's Monthly Update. Families will also be encouraged to share it with community members who do not have children in our schools but would like to stay informed about Barnesville Public Schools.

The monthly update will include news, celebrations, important information, and other items from across our schools and district. The goal is to provide families and community members with another convenient way to stay connected with our schools.

Signup flyer: Sign Up for the Superintendent's Monthly Update

STRATEGIC PLAN CONNECTION

- Objective 10.2: Increase consistency and clarity of communication across all stakeholder groups.
- Objective 10.4: Utilize multiple communication platforms to reach families and community members.

02 Implementing Our District Branding Guidelines

I have noticed more employees and organizations using our newly approved branding guidelines for the Trojan mascot, district colors, and fonts. Thank you to everyone who is incorporating the new standards into district communications, clothing orders, publications, and other materials.

Full implementation will take several years as opportunities arise to replace older branding. Some updates can be made easily through electronic documents, websites, social media, and new clothing orders. Other changes will occur during the normal replacement or maintenance cycle, such as when a gym floor is scheduled to be completely sanded, remarked, stained, and recoated.

Please use the attached branding guide when working with companies or organizations that ask for our official mascot, colors, fonts, or other design standards. Employees who use artificial intelligence may also find it helpful to upload the guide and ask AI to reference our approved standards when creating district materials.

Attached: Barnesville Brand Guidelines

STRATEGIC PLAN CONNECTION

- Objective 10.2: Increase consistency and clarity of communication across all stakeholder groups.

03 Construction Funds Investment and Impact Analysis

Attached is the Construction Funds Investment and Impact Analysis, which shows how these funds have supported improvements throughout our schools over the past several years.

The investments have improved learning spaces, facilities, technology, safety, accessibility, student activities, and district operations. The report provides a clear overview of how these resources have benefited our students, employees, and schools while demonstrating responsible stewardship of the funds.

Attached: Barnesville Construction Funds Investment and Impact Analysis

STRATEGIC PLAN CONNECTION

- Objective 12.2: Evaluate and prioritize expenditures based on student needs and strategic priorities.
- Objective 12.3: Continue proactive planning for facilities, technology, and infrastructure needs.
- Objective 12.4: Increase stakeholder understanding of school finance and resource allocation.
- Objective 4.5: Maintain safe and secure facilities and learning environments.
- Objective 6.1: Increase student participation in activities, athletics, fine arts, leadership, and service opportunities.

04 Exploring Options for an Electronic School Message Board

Scott Odden, School Board member Josh Schroeder, and I met with a Daktronics representative to explore the possible installation of an electronic message board. The sign would provide another way to share information with students, families, residents, and everyone who drives past our schools.

We identified four possible locations and designs. My preferred option, if feasible, would be near the corner of the south elementary employee parking lot. The representative suggested a three sided sign that would be visible to drivers approaching from the east, west, and north. Other proposals will include a boulevard sign or electronic displays mounted on the school buildings.

No decision has been made. Once the proposals are received, the School Board will review the costs and determine how this project should be prioritized with other potential construction needs, including a storage building for custodial equipment and projects that may arise.

Attached: Daktronics Galaxy Displays Brochure

STRATEGIC PLAN CONNECTION

- Objective 10.2: Increase consistency and clarity of communication across all stakeholder groups.
- Objective 10.4: Utilize multiple communication platforms to reach families and community members.
- Objective 12.2: Evaluate and prioritize expenditures based on student needs and strategic priorities.
- Objective 12.3: Continue proactive planning for facilities, technology, and infrastructure needs.

05 Elementary Lunchroom Serving Area Redesign

Food Service Director Kevin Roller asked the district to consider redesigning the elementary lunchroom serving area. The goal would be to create a setup similar to the high school serving line, with equipment that keeps hot and cold foods at appropriate temperatures while meals are served to students and employees.

Currently, large food pans are placed directly on the counter instead of in dedicated hot and cold serving equipment. This limits menu options, including opportunities to expand our Farm to School offerings, and creates concerns related to temperature control and efficient meal service.

A possible redesign could include removing part of the wall, purchasing new serving equipment, and installing a rolling service door similar to the high school serving area. I asked Kevin to work with a food service consultant to develop possible designs and cost estimates.

Remaining construction funds could support the improvement, and our Farm to School grant may cover some equipment or other eligible expenses. No decisions have been made. We will share more information as plans and estimates are developed.

STRATEGIC PLAN CONNECTION

- Objective 11.2: Increase collaboration with local businesses, higher education institutions, and civic organizations.
- Objective 12.2: Evaluate and prioritize expenditures based on student needs and strategic priorities.
- Objective 12.3: Continue proactive planning for facilities, technology, and infrastructure needs.
- Objective 4.5: Maintain safe and secure facilities and learning environments.

Thank you for the many ways you support our students, families, colleagues, and community each day!

Jon Ellerbusch, Ed.D.
Superintendent | Barnesville Public Schools

BARNESVILLE
PUBLIC SCHOOLS

Superintendent's Weekly Update

Friday, September 4, 2026 | All School Employees

01 2026-2027 Student Enrollment Update

We finished last school year with 869 students in grades K-12. When preparing our budget last spring, we projected an enrollment of 878 students for the 2026-2027 school year.

We are now 889 students. This represents an increase of 20 students compared with the end of last school year and is 11 students above our budget projection.

Enrollment report: Student Enrollment for SY2026-2027

STRATEGIC PLAN CONNECTION

- Objective 12.1: Maintain long-term financial stability and sustainability.
- Objective 12.5: Monitor enrollment trends and develop strategies that support long-term district viability.
- Objective 3.3: Analyze enrollment trends annually and identify strategies to retain resident students.

02 Addition of 7th-Grade Volleyball and Junior High Football Coaches

We added a second 7th-grade volleyball coach and another junior high football coach due to strong student participation in both programs.

We currently have 22 girls participating in 7th-grade volleyball. Dividing the students into two teams of 11 players is the appropriate team size, especially at the 7th-grade level, when equal playing time is expected.

We also have 19 eighth-grade and 18 seventh-grade students participating in football. Adding another coach will allow us to have two coaches with each team at all times, providing better supervision, more individualized instruction, and a safer environment for our student-athletes.

It is great to see this level of student participation in our athletic programs!

STRATEGIC PLAN CONNECTION

- Objective 12.2: Evaluate and prioritize expenditures based on student needs and strategic priorities.
- Objective 6.1: Increase student participation in activities, athletics, fine arts, leadership, and service opportunities.
- Objective 6.2: Expand opportunities for students to explore interests and passions.

03 Meal Repack Program Continuing This School Year

December 15, 2025, the School Board approved the following motion:

> *"Vote to approve, effective immediately, allocating $50 from concessions profits after each school activity to help offset the costs of the Meal Repack Program, with any remaining monthly balance covered by the General Fund."*

Based on this previous approval, we plan to continue the Meal Repack Program this school year.

STRATEGIC PLAN CONNECTION

- Objective 12.2: Evaluate and prioritize expenditures based on student needs and strategic priorities.

04 Employee Communication Methods Survey

Attached is the report summarizing the results of the May 2026 Employee Communication Methods Survey. The survey asked employees to identify the different ways they communicate with families, students, and others, as well as the challenges they experience.

This work is part of Goal 10 in our strategic plan and our ongoing effort to improve the consistency, effectiveness, and clarity of district communications. The report identifies the communication methods currently being used, summarizes the major findings, and provides recommendations for developing a more coordinated districtwide approach.

The central finding is that the district does not appear to have a shortage of communication tools. Instead, the results point to a need for greater coordination, clearer expectations, and fewer overlapping communication methods.

Please review the attached report. We will use these findings as we continue evaluating how the district communicates with employees, students, families, and the community.

Survey report: Barnesville Employee Communication Methods Survey Analysis - May 2026

STRATEGIC PLAN CONNECTION

- Objective 10.1: Develop a comprehensive district communication plan.
- Objective 10.2: Increase consistency and clarity of communication across all stakeholder groups.
- Objective 10.3: Expand opportunities for two-way communication and stakeholder feedback.
- Objective 10.4: Utilize multiple communication platforms to reach families and community members.
- Objective 8.1: Strengthen collaboration among staff, administrators, and departments.
- Objective 8.3: Increase employee engagement and participation in district improvement initiatives.
- Objective 8.4: Utilize data to guide decision-making and continuous improvement efforts.
- Objective 8.5: Clarify roles, responsibilities, and organizational expectations.
- Objective 9.1: Identify and address workload concerns where possible.
- Objective 9.3: Strengthen systems that allow staff to focus on student learning and support.

05 ChatGPT for Teachers for All School Employees

ChatGPT came up at the Elementary Site Council meeting. Teachers shared that they would like to use it more frequently, but they do not have access to the paid version and reported that their free accounts allow only a limited number of prompts before restricting further use.

I learned that OpenAI currently offers ChatGPT for Teachers at no cost to verified U.S. K-12 educators and school employees through June 2028. Eligible users may include teachers, paraprofessionals, office staff, custodians, food service employees, administrators, and other employees directly employed by the district.

The program appears to provide access to advanced ChatGPT features within a secure, district-managed workspace. It also includes administrative controls, domain management, single sign-on, and protections that prevent district information from being used to train OpenAI's models by default.

This opportunity aligns well with our efforts this year to launch an Artificial Intelligence Committee that will explore how AI can responsibly support our teachers, staff, and students. Although students are not eligible for this particular program, providing employees with appropriate tools, training, oversight, and privacy protections could help us use AI more effectively throughout the district.

I have asked Casey to investigate whether we could establish a centrally managed Barnesville Public Schools workspace for interested employees. He will review employee verification, domain management, single sign-on, administrative controls, privacy protections, and any district policies or agreements that would be needed before moving forward.

Additional information: ChatGPT for Teachers

STRATEGIC PLAN CONNECTION

- Objective 12.3: Continue proactive planning for facilities, technology, and infrastructure needs.
- Objective 7.2: Expand opportunities for professional growth, leadership development, and credential attainment.
- Objective 9.1: Identify and address workload concerns where possible.
- Objective 9.3: Strengthen systems that allow staff to focus on student learning and support.

Thank you for the many ways you support our students, families, colleagues, and community each day!

Jon Ellerbusch, Ed.D.
Superintendent | Barnesville Public Schools

3) Employee Communication Methods Survey Analysis 298

BARNESVILLE PUBLIC SCHOOLS

RESEARCH & FINDINGS REPORT

Employee Communication Methods Survey Analysis

An analysis of the communication channels, patterns, challenges, and opportunities identified by school employees

MAY 2026

44 employee responses

Analysis of Employee Communication Methods Survey

The survey confirms that Barnesville employees use a wide range of communication methods, but it also reveals substantial fragmentation. Employees generally have effective tools available; the larger concern is that families must monitor too many places and may receive either duplicate messages or miss important information entirely.

Survey participation

The workbook contains 44 responses:

- 24 classroom teachers, including employees with multiple roles
- 9 support staff
- 9 specialists
- 6 coaches or activity advisors
- 2 administrators

Because employees could identify more than one role, these categories overlap.

Most frequently used communication methods

Communication method	Respondents	Percentage
School email	37	84%
Phone calls	24	55%
Schoology	10	23%
Seesaw	10	23%
Printed or digital newsletters	6	14%
Facebook	5	11%
Personal email	3	7%
Text messages	3	7%
School or classroom website	2	5%
Instagram	1	2%

Fifteen respondents also selected “Other,” identifying additional systems such as JMC, TeamReach, BAND, Remind, Blackboard, BoardBook, Destiny, and mailed letters.

Approximately 75% of respondents selected at least two communication methods. More significantly, the 44 employees reported 23 different combinations of tools. Fourteen of those combinations were used by only one respondent. This demonstrates that families may experience communication very differently depending on the employee, classroom, grade level, or activity.

Complete communication inventory

Employees identified at least 18 current communication methods:

Purpose	Methods identified
Direct individual communication	School email, personal email, telephone calls, text messages
Classroom communication	Seesaw, Schoology, JMC
Districtwide or public communication	Blackboard, district/class websites, BoardBook
Activities and athletics	TeamReach, BAND, Remind
Social media	Facebook, Instagram
Print communication	Newsletters, mailed letters, paper notices sent home
Specialized communication	Destiny library notices

AET was mentioned as a possible future FFA communication platform. RevTrak and Canva were also referenced as systems connected to communication, although they are not primarily messaging platforms.

Major findings

1. Email is the district's common denominator

School email is the only tool used broadly across nearly every employee group and grade level. It is used for:

- Individual student progress or behavior
- Forms and paperwork
- Meeting scheduling
- Medication and health matters
- General announcements
- Responses to parent questions

Several employees specifically preferred school email because it provides one consistent and professional communication method. However, one elementary employee reported using personal email, which suggests the district may want to clarify expectations regarding official communication channels.

2. The district already has a natural grade-level structure

The results show a clear division:

- Seesaw is concentrated in the elementary grades, especially primary classrooms.
- Schoology is concentrated in grades 7–12.
- JMC is used across grade levels for grades, lunch balances, records, and some messaging.

Among the 21 respondents primarily serving elementary students, 10 reported using Seesaw. Among the 17 respondents primarily serving secondary students, 9 reported using Schoology.

Employees generally spoke positively about Seesaw, especially its ability to share photos, newsletters, calendars, individual messages, and confirmation that a message was viewed. Secondary employees viewed Schoology and JMC as useful, but several reported that families do not understand how to use them or do not check them consistently.

3. Too many platforms are creating confusion

This was the strongest recurring concern. Employees referenced families needing to check combinations of:

- Email
- Seesaw
- Schoology
- JMC
- Blackboard
- Websites
- Facebook
- Team or activity apps
- Printed materials

One respondent summarized the concern as: “Less is best.”

Approximately 15 respondents raised concerns related to excessive platforms, duplicate messages, inconsistent practices, or communication overload. Some employees also responded from their perspective as parents and described the difficulty of checking several systems daily.

4. More communication does not necessarily mean better communication

Employees reported two competing problems:

- Some parents and students do not check messages or respond.
- Other parents believe they receive too many messages.

Blackboard was specifically cited as an example because a single announcement may generate a phone call, text message, and email. Respondents worried that repeated or excessive alerts cause families to ignore future messages—including messages that may be more important.

This suggests the district should distinguish between:

- Emergency or urgent alerts
- Important districtwide announcements
- Routine reminders
- Classroom information
- Individual student communication
- Promotional social-media content

5. Districtwide information is sometimes being passed through teachers

Several teachers expressed concern about being asked to repost information from the district or school office on their classroom platforms. This creates:

- Additional work for teachers
- Duplicate messages for families
- Inconsistent delivery if some teachers post and others do not
- Uncertainty about who is responsible for answering follow-up questions

There is support for having districtwide and buildingwide information distributed directly by the appropriate office, while teachers focus on classroom-specific communication.

6. Families need clearer guidance and training

Several secondary employees reported that parents do not know how to use JMC or Schoology. One employee recommended parent training so families do not experience a lengthy learning curve at the beginning of the year.

Employees also want a clear answer when families ask, “Where should I look for information?” At present, that answer varies by grade, teacher, activity, and type of information.

7. Staff consistency is as important as platform selection

Respondents indicated that secondary teachers do not always use Schoology in the same way. For example, some post assignments, tests, and homework consistently, while others do not. This makes it difficult for students and parents to develop a reliable routine.

The survey suggests that selecting a common platform will not solve the problem unless the district also establishes minimum expectations for how and when it is used.

8. Activity communication is especially decentralized

Teams, clubs, music groups, theatre, FFA, and other programs reported using:

- TeamReach
- BAND
- Remind
- Facebook
- Instagram
- Schoology
- Email

Employees generally like the specialized activity platforms. BAND received especially positive feedback because it combines calendars, messaging, files, photos, sign-ups, polls, and group discussions. The challenge is that every additional activity may require families to learn and monitor another platform.

9. Social media is primarily promotional

Twelve respondents—27%—reported managing a class, team, club, or school-related account. Facebook and Instagram are primarily used for:

- Event announcements
- Reminders
- Student recognition
- Senior spotlights
- Photos
- Promoting programs and activities

Social media is valuable for community engagement, but respondents correctly noted that it reaches only families who use those services. It should not be the only location for essential information.

Recommended district response

I recommend creating a district communication framework that identifies the official channel for each type of information:

Type of communication	Recommended primary method
Emergency or urgent district alerts	Blackboard
Districtwide or buildingwide information	District email, website, and/or JMC
Elementary classroom information	Seesaw
Secondary coursework and assignments	Schoology
Grades, attendance, lunch, and student records	JMC
Individual or confidential matters	School email or telephone
Team and activity information	One district-approved activity platform
Community promotion and recognition	Facebook and Instagram
Families without reliable digital access	Printed or mailed communication

Additional recommendations include:

- Establish minimum expectations for how elementary and secondary platforms will be used.
- Reduce routine use of Blackboard's simultaneous call, text, and email delivery.
- Have district and building offices send their own general announcements.
- Provide families with a one-page "Where to Find Information" guide.
- Offer short JMC and Schoology training at registration, conferences, or back-to-school events.
- Create easier school-email distribution lists so teachers do not need to enter parent addresses individually.
- Review personal email, personal texting, and unofficial social-media use for privacy, records-retention, and professional-boundary concerns.

- Establish reasonable response-time expectations so staff are not expected to respond immediately or outside working hours.
- Maintain alternative communication for families who lack internet access or prefer translated or printed materials.

Overall conclusion

The district does not appear to have a shortage of communication tools. It has a coordination problem.

The survey supports maintaining Seesaw for elementary classrooms and Schoology for secondary classrooms while strengthening JMC as a central family information system. The greatest improvement would come from clearly defining what belongs on each platform, reducing unnecessary duplication, assigning responsibility for districtwide messages, and teaching families where to look.

The findings should be interpreted as the experiences of the 44 respondents—not necessarily all district employees—because the workbook does not include the total number of employees invited to participate or response rates by employee group.

Source: May 2026 Survey of Employee Communication Methods.xlsx. Analysis prepared for Barnesville Public Schools.

16. Enrollment Update 306

Objective 12.5: Monitor enrollment trends and develop strategies that support long-term district viability.

Barnesville Public School
Student Enrollment
SY 2026-2027

	2025-26 Oct 1 Count	2025-26 End-of-Year	2026-27 Projection	Sep 2	Oct 1	Nov 1	Dec 1	Jan 1	Feb 1	Mar 1	Apr 1	May 1	May 26
Grade K	71	73	68	67									
Grade 1	61	61	73	76									
Grade 2	52	53	61	60									
Grade 3	76	76	53	52									
Grade 4	66	67	76	78									
Grade 5	75	75	67	68									
Grade 6	74	75	75	78									
	475	**480**	**473**	**479**	**0**	**0**	**0**	**0**	**0**	**0**	**0**	**0**	**0**
Grade 7	74	73	75	75									
Grade 8	67	66	73	73									
Grade 9	60	61	66	69									
Grade 10	75	74	61	64									
Grade 11	60	57	74	72									
Grade 12	59	58	56	57									
	395	**389**	**405**	**410**									
Grades K-12	**870**	**869**	**878**	**889**									

17. Dates to Remember
    A. Regular School Board Meeting
        1) Monday, October 19, 2026, 6:00 PM, Barnesville High School
18. Adjournment