



Ford Administration  
1620 E. Elza, Hazel Park, MI 48030 | 248-658-5200 | F: 248-544-5223  
www.hazelparkschools.org

**Agenda**

**Board of Education Workshop**

Ford Administration Building  
1620 E Elza Avenue  
Hazel Park, MI 48030  
January 8, 2024  
5:00 PM

**LOCATION AND FORMAT:** The meeting will be held at the Ford Administration Building, 1620 E Elza Hazel Park, Michigan. Members of the public wishing to speak during the public comment portion of the meeting may do so in-person.

CALL TO ORDER

ROLL CALL

APPROVAL OF THE AGENDA

PUBLIC COMMENT

NEW BUSINESS

A. Bond Questions

B. Student Achievement

C. January Meeting (Action Item)

2

PUBLIC COMMENT

BOARD MEMBERS AND ADMINISTRATION COMMENTS

ADJOURNMENT

Any person with a disability who needs accommodation for participation in this meeting should contact the Superintendent's office at (248) 658-5220 at least five (5) days in advance of the meeting to request assistance.

All Official minutes of school board meetings are stored and available for inspection in the Ford Administration office at the above address.

This notice is given in compliance with Act No. 267 of the Public Acts Michigan, 1976

**Hazel Park Schools**  
**State Assessment and School**  
**Index Update 2023-2024**

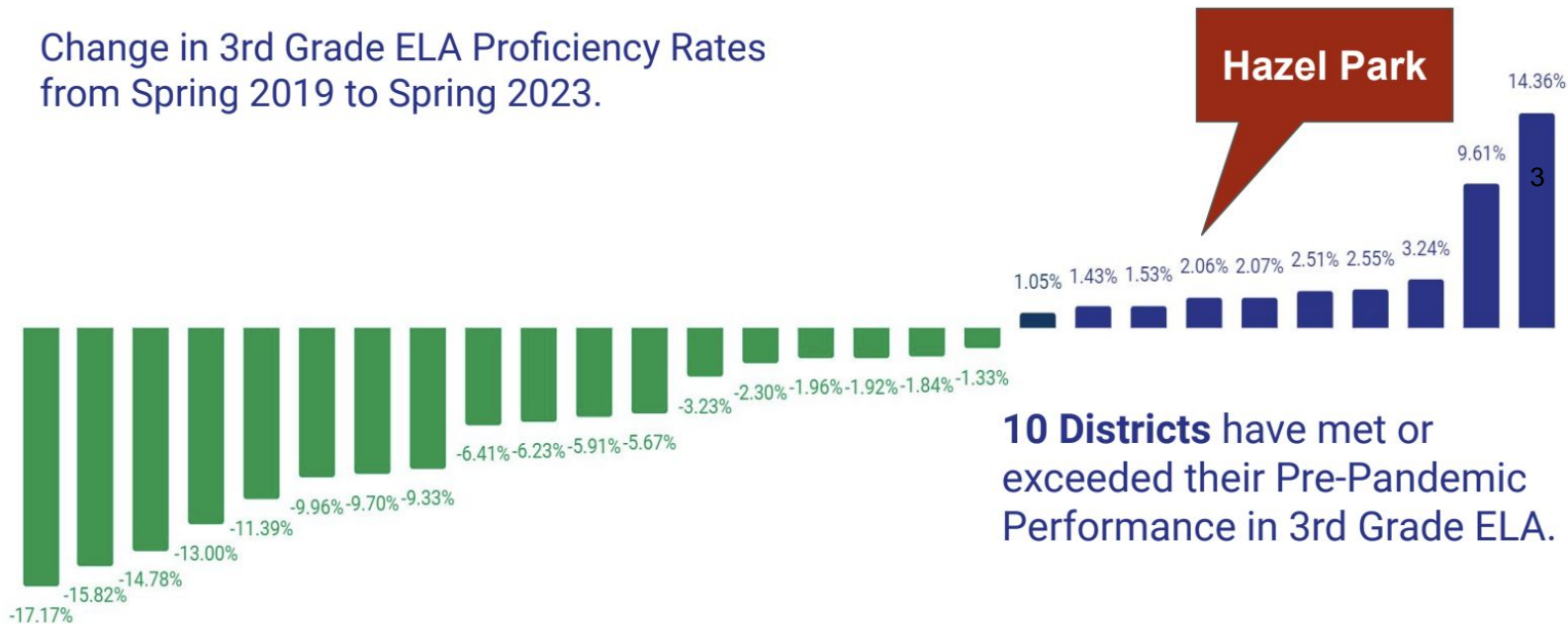
2





## 3rd Grade ELA M-STEP Performance

Change in 3rd Grade ELA Proficiency Rates from Spring 2019 to Spring 2023.

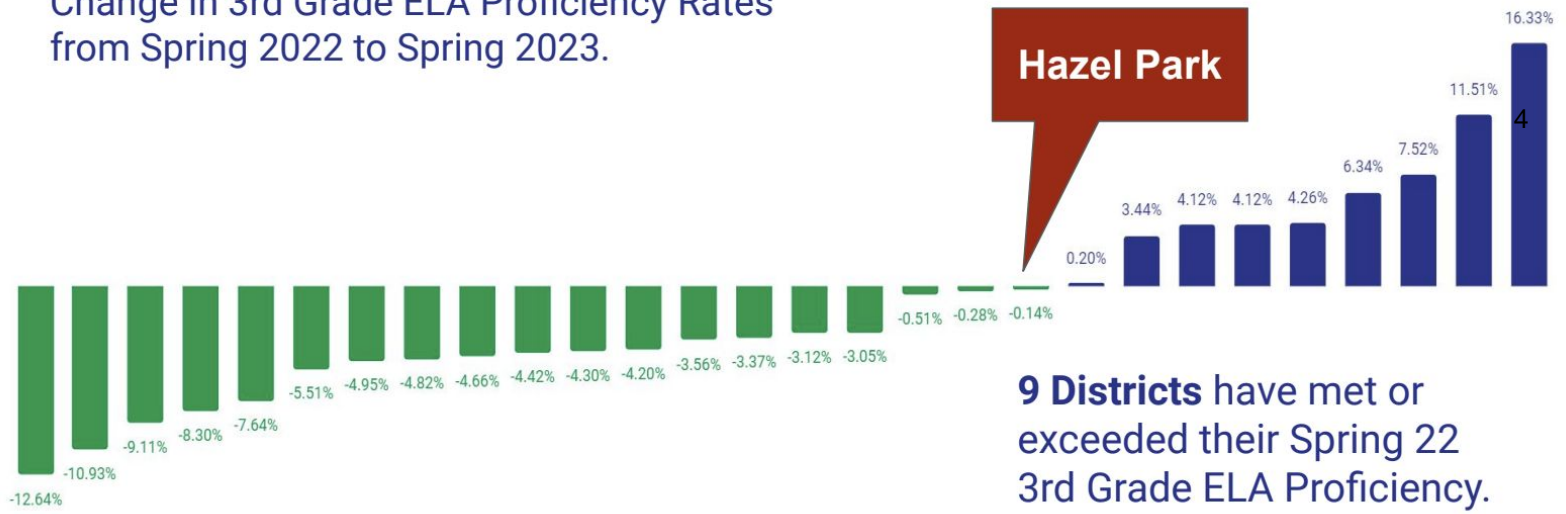


**10 Districts** have met or exceeded their Pre-Pandemic Performance in 3rd Grade ELA.



# 3rd Grade ELA M-STEP Performance

Change in 3rd Grade ELA Proficiency Rates from Spring 2022 to Spring 2023.



**9 Districts** have met or exceeded their Spring 22 3rd Grade ELA Proficiency.

# School Index Score and School Grade Overview

Michigan's school index system is designed to comply with the federal Every Student Succeeds Act requiring every state to have an accountability system for public schools. It includes data about each school and assigns points based on factors such as chronic absenteeism, graduation rate and English learner progress.

## School Index Score Breakdown

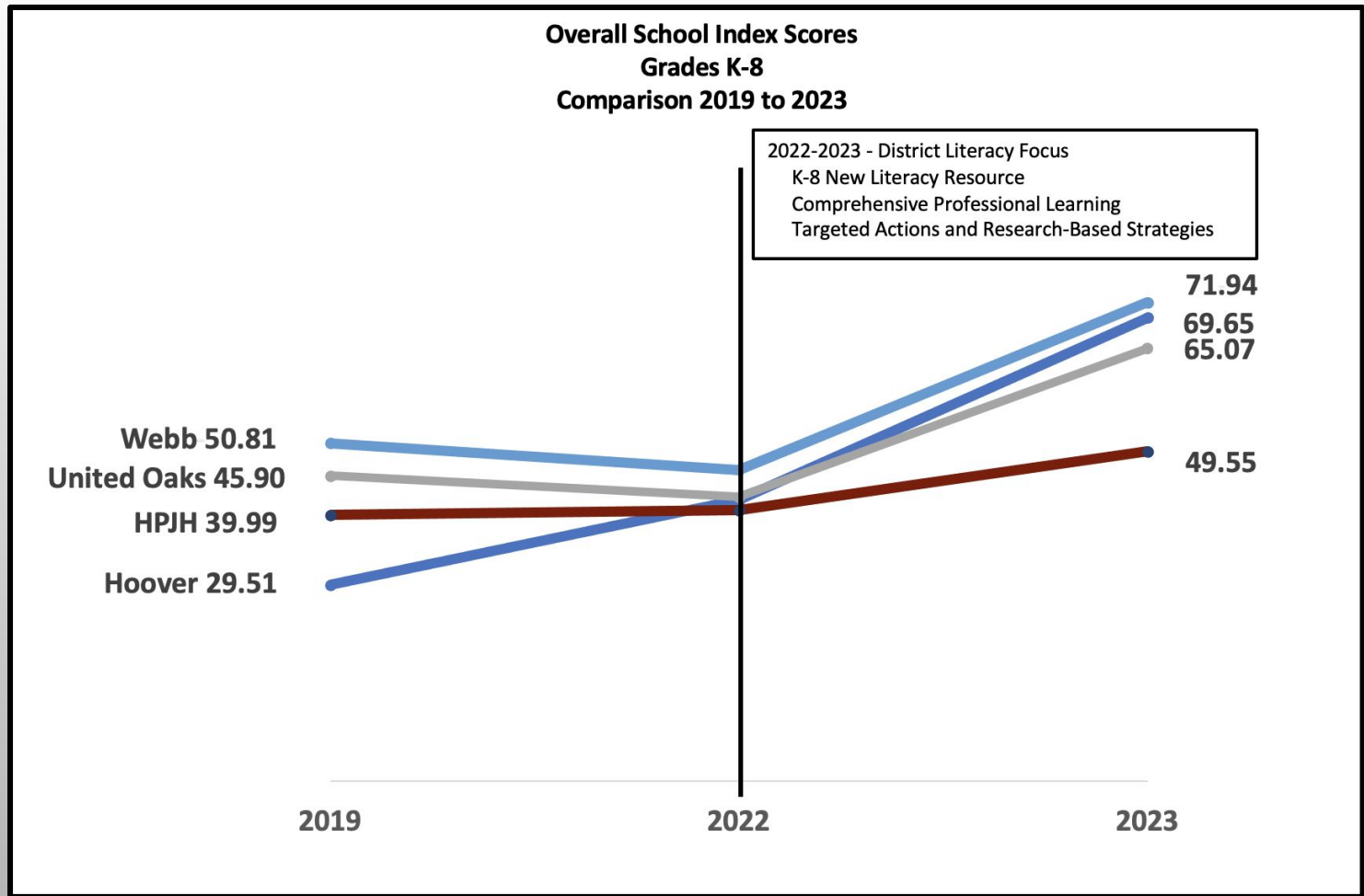
Component	Weight
Student Growth	34%
Student Proficiency	29%
School Quality/Student Success*	14%
Graduation Rate	10%
English Learner Progress	10%
Test Participation – M-STEP, MI-ACCESS, PSAT, SAT	2%
English Learner Test Participation – WIDA	1%

*\*Includes: Chronic Absenteeism, Advanced Coursework, Postsecondary Enrollment, Access to Arts/Physical Education, and Access to Librarian*

## School Grades A-F Rating Legislation Removed

As stated by Whitmer, this “legislation will eliminate burdensome requirements and allow schools to implement the best practices to help their students succeed.”

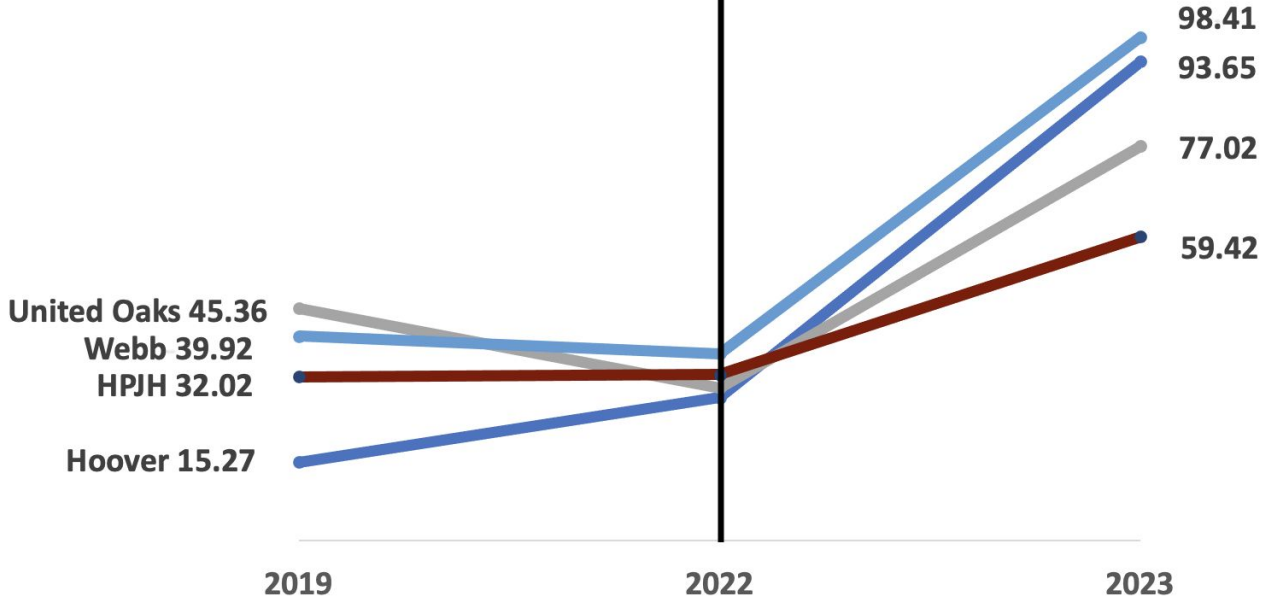
# School Index Score Trends - Overall School Index Score



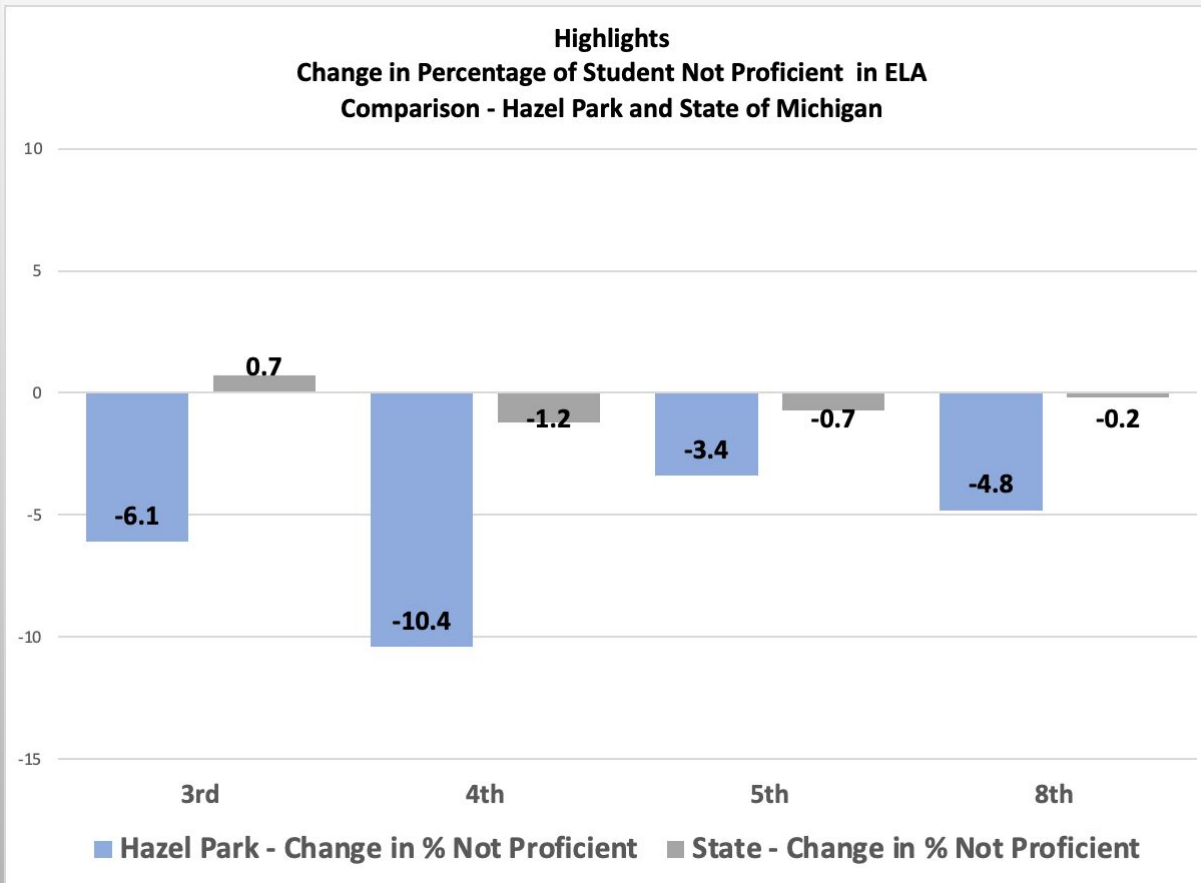
# School Index Score Trends - School Index Growth

**School Index Growth Scores  
Grades K-8  
Comparison 2019 to 2023**

2022-2023 - District Literacy Focus  
K-8 New Literacy Resource  
Comprehensive Professional Learning  
Targeted Actions and Research-Based Strategies



# Highlights: M-STEP 2022 and 2023 Comparison - Change in *Not Proficient* in ELA Hazel Park and State of Michigan



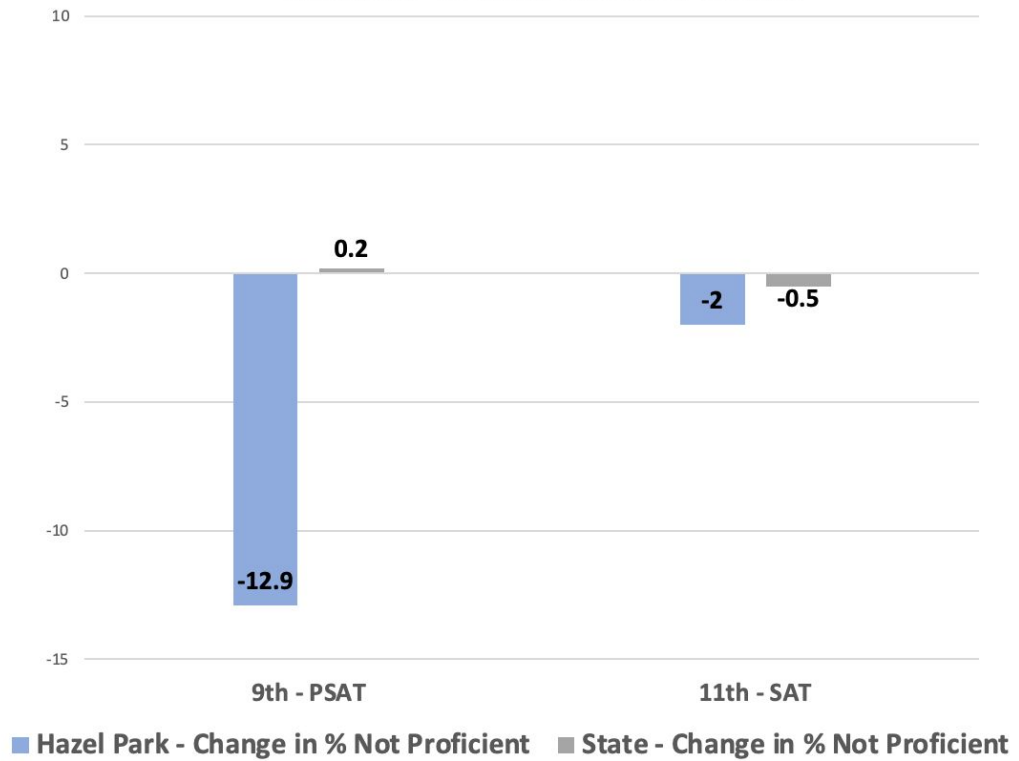
*Below the Midline = Positive Growth or Decrease in % Not Proficient*

8

Among Hazel Park students, the decrease in students not proficient far exceeded the change across the state!

# Highlights: PSAT & SAT 2022 - 2023 Comparison - Change in % *Not Proficient* in Reading/Writing Hazel Park and State of Michigan

Change in Percentage of Student Not Proficient  
Evidence-Based Reading & Writing  
Comparison - Hazel Park and State of Michigan

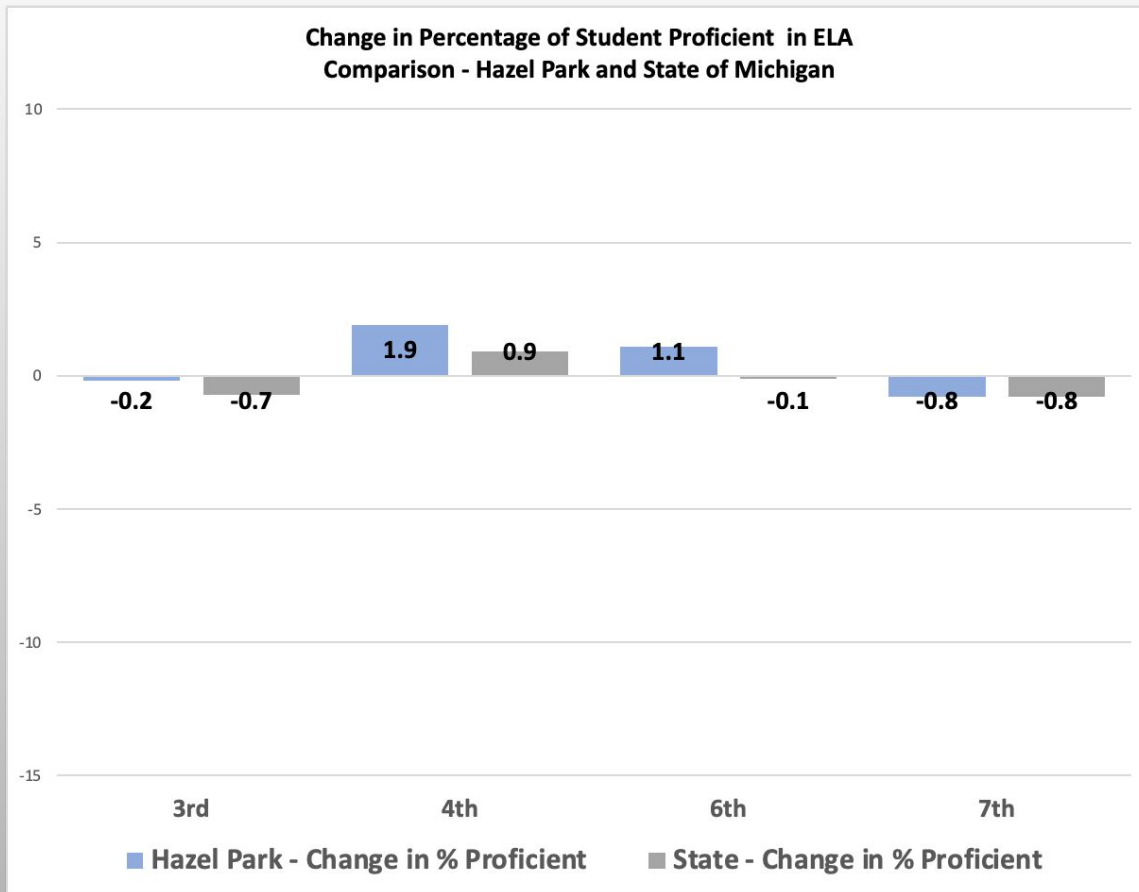


*Below the Midline = Positive Growth or Decrease in % Not Proficient*

Among Hazel Park students, the decrease in students not proficient exceeded the change across the state, especially in grade 9.

# Highlights: M-STEP 2022 and 2023 Comparison - Change in % *Proficient* in ELA

## Hazel Park and State of Michigan

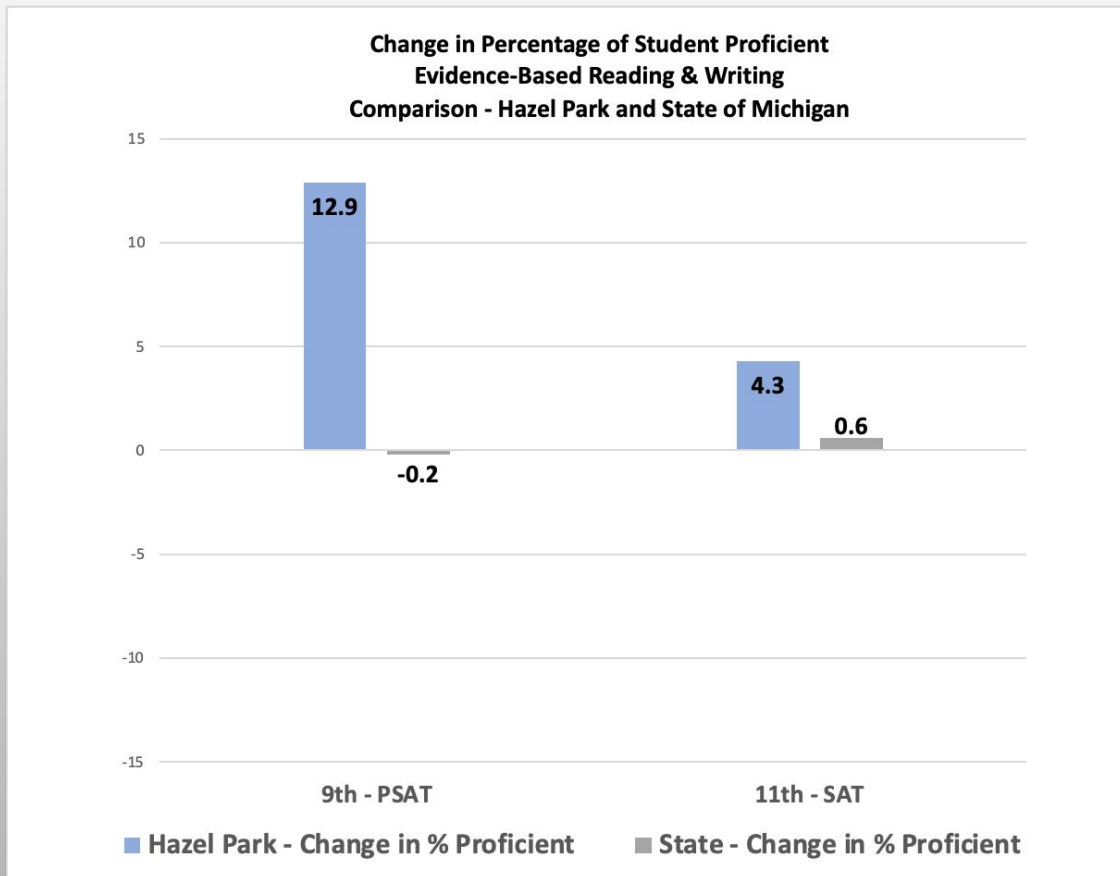


*Above the Midline = Positive Growth or an Increase in % Proficient*

10

Hazel Park demonstrated a slight increase in grades 4 and 6, with similar rates as the state in grades 3 and 7. Changes in ELA proficiency were essentially flat across the state.

# Highlights: PSAT and SAT 2022 and 2023 Comparison- Change in % *Proficient* in Reading/Writing Hazel Park and State of Michigan

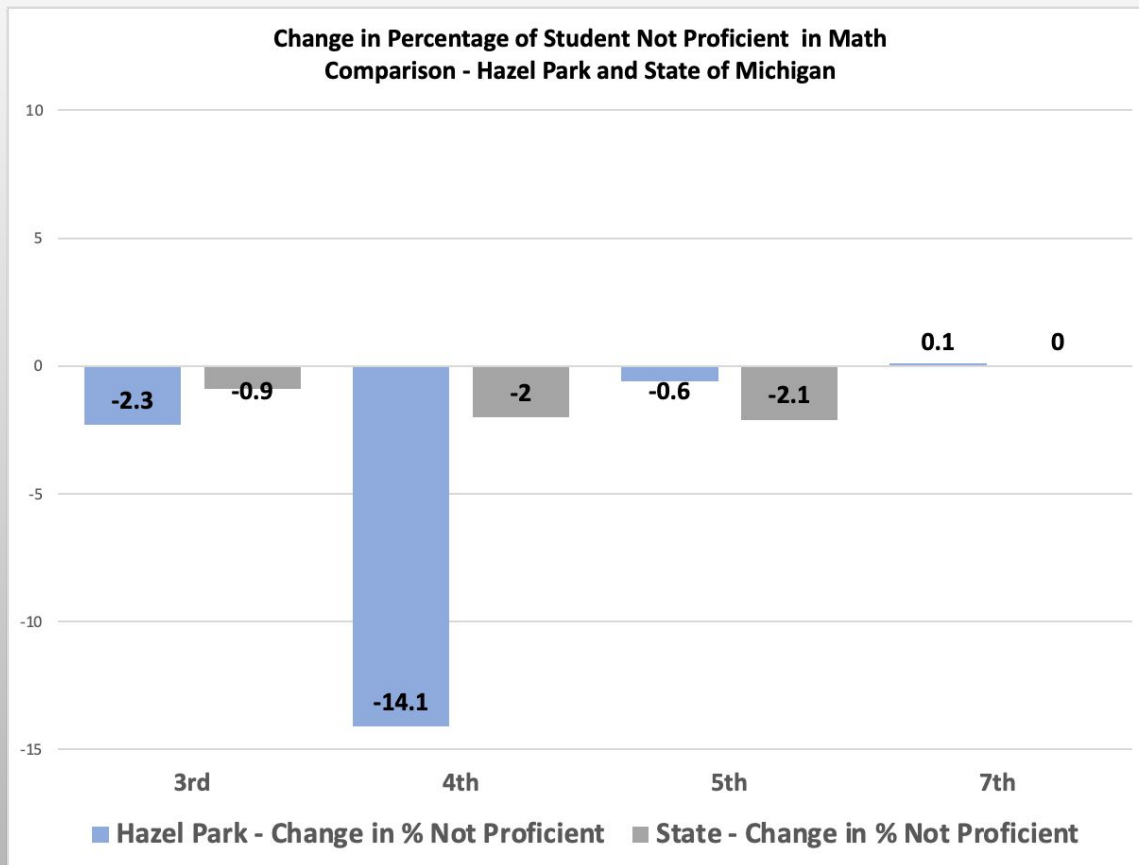


*Above the Midline = Positive Growth or an Increase in Percent Proficient*

11

Changes in Reading and Writing proficiency were essentially flat across the state. Hazel Park noted a significant improvement, especially in grade 9.

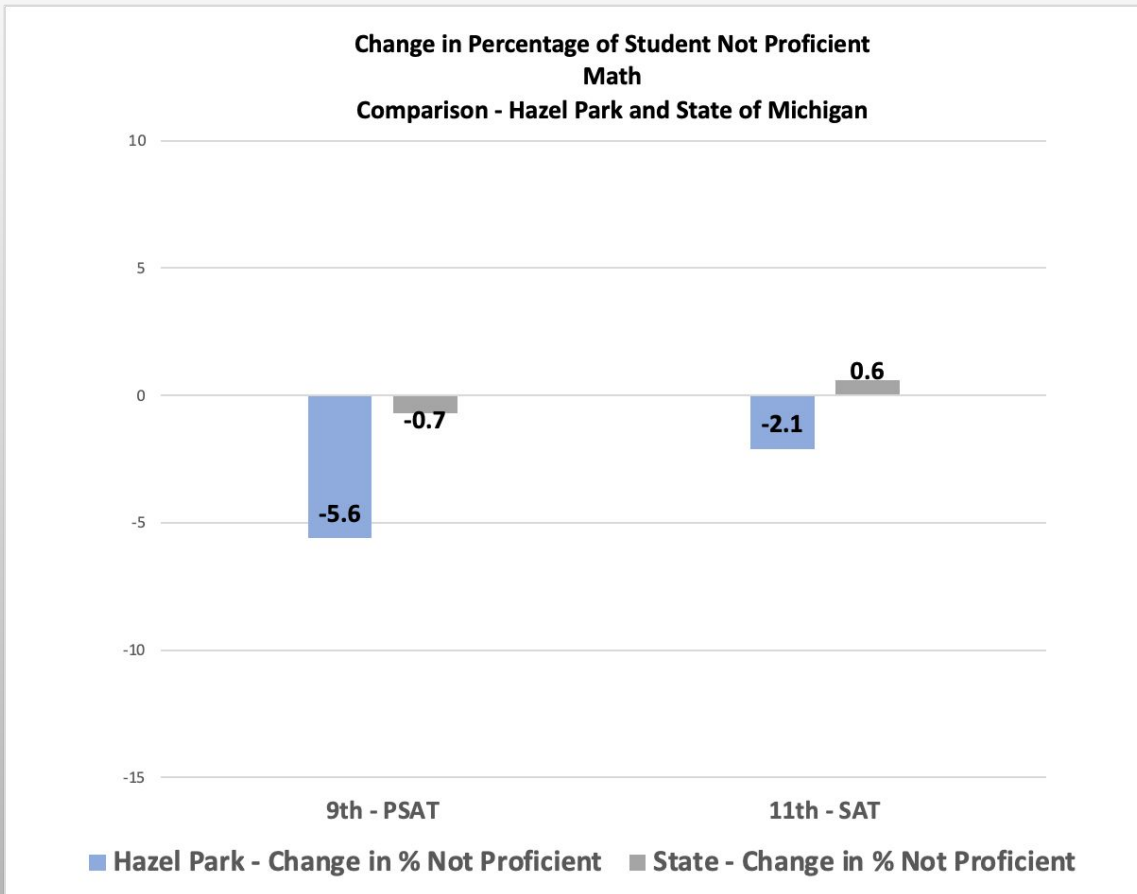
# Highlights: M-STEP 2022 and 2023 Comparison - Change in *Not Proficient* in Math Hazel Park and the State of Michigan



*Below the Midline = Positive Growth or Decrease in % Not Proficient*

Hazel Park noted similar performance or slightly better than the state in all grades expect 4th. The 4th grade decrease is significant, and notable, since we know math proficiency was hit the hardest as a result of the pandemic learning years.

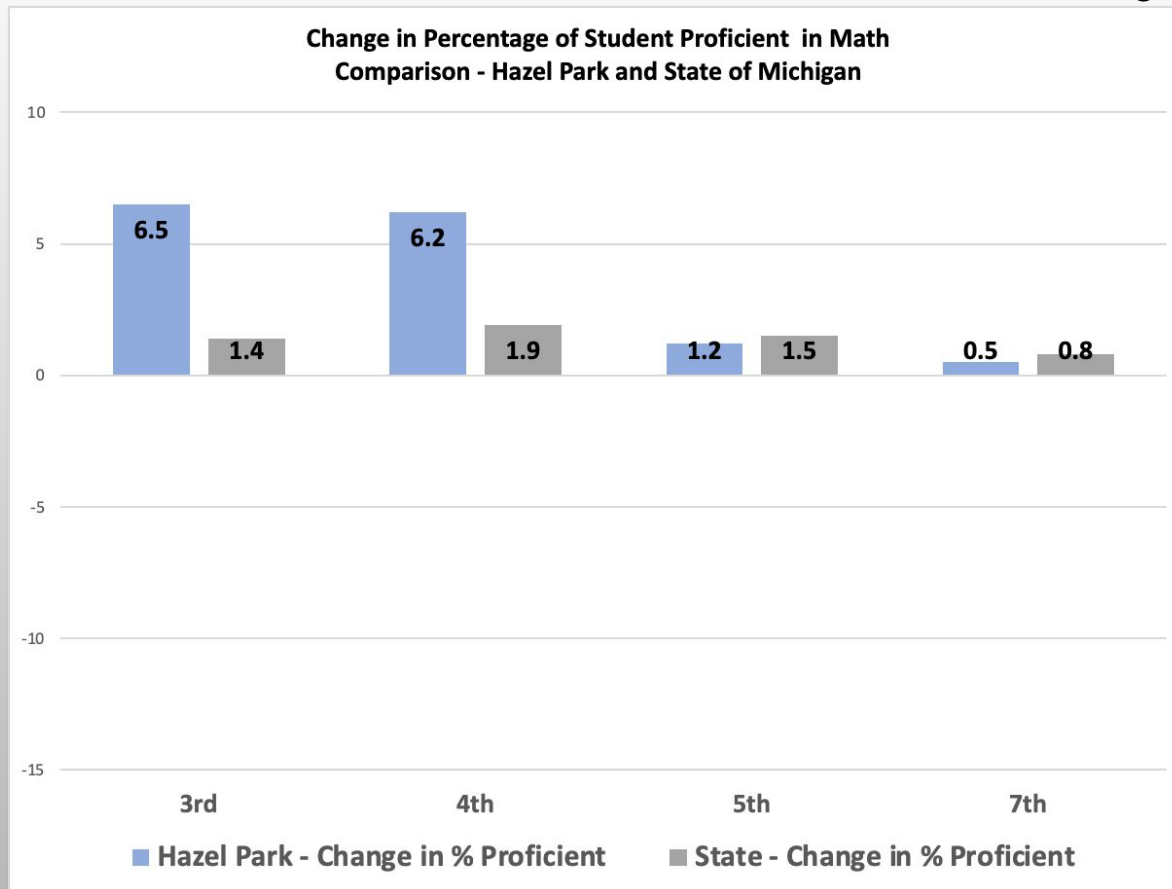
# Highlights: PSAT and SAT 2022 and 2023 - Change in % *Not Proficient* in Math Hazel Park and State of Michigan



*Below the Midline = Positive Growth or Decrease in % Not Proficient*

The change in proficiency for 9<sup>th</sup> and 11<sup>th</sup> grades student is notable. The decrease in % not proficient for HP students exceeded the State of Michigan.

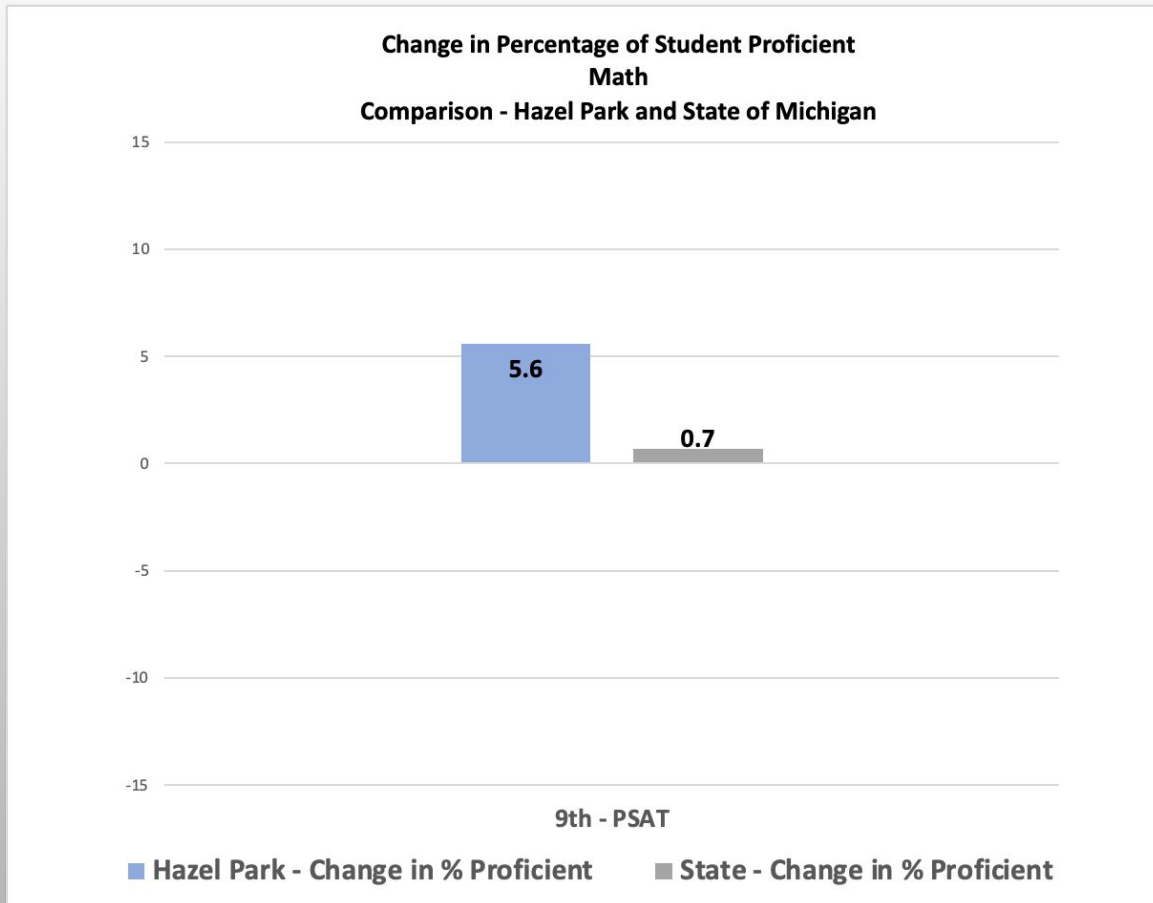
# Highlights: M-STEP 2022 and 2023 Comparison - Change in % *Proficient* in Math Hazel Park and State of Michigan



*Above the Midline = Positive Growth or an Increase in Percent Proficient*

Hazel Park's increase in percent proficient surpassed the state in grades 3 and 4 by a significant margin.<sup>14</sup>

# Highlights: PSAT and SAT 2022 and 2023 - Change in % *Proficient* in Math Hazel Park and State of Michigan





*Above the Midline = Positive Growth or an Increase in Percent Proficient*

While the increase in % proficient among 9th graders in Math was not as significant as EBRW, Hazel Park 9th graders surpassed the change at the state level.



## Value of a Hazel Park School District Education - Academics

i-Ready ELA Scores - Impact of Two or More Years in Hazel Park (21-22 and 22-23) when compared to students who only attended in 2022-2023.

-  9% More in Tier 1 (Grades 1-7)
-  10% Fewer in Tier 3 (Grades 1-7)

16

i-Ready Math Scores - Impact of Two or More Years in Hazel Park (21-22 and 22-23)

-  9% More in Tier 1 (Grades 1-7)
-  9% Fewer in Tier 3 (Grades 1-7)

## What Story Does the Data Tell

The data paints a picture of steady progress and focused efforts within Hazel Park School District. Notable improvements in reading proficiency, coupled with substantial growth in the index scores, indicate the district's commitment to addressing learning gaps and fostering student achievement. While challenges persist, the district's strategic interventions and targeted resources showcase a positive impact on student learning outcomes. The data serves as a compass, guiding ongoing efforts towards elevating educational standards and ensuring every student's success within Hazel Park School District.

At the start of the 2022-2023 school year, Hazel Park embarked on a journey of improvement in reading. The concerted efforts to improve foundational reading skills resulted in tangible change, with reductions in the "Not Proficient" category, especially in the formative years of grades 3, 4, and 5. A similar trend was noted in math. In several grades, the increase in percent proficient or decrease in students not proficient surpassed the State.

17

The comparison between the 2019 and 2023 index scores across Hazel Park School District reveals a compelling story of progress. Each school within the district experienced substantial growth, reflective of dedicated efforts and strategic initiatives. The index scores not only showcase academic growth but also serve as a reflection of the collective commitment within Hazel Park School District towards nurturing a thriving educational environment and fostering student success.

The journey reflected in the data mirrors the district's unwavering dedication, portraying the resilience of educators, the strength and potential of students, and the [school] community's unwavering support. It's a story of progress and a reminder of paths yet to be taken and the future of learning in HP! The data isn't merely numbers; it's a guide steering Hazel Park School District towards a future where each student's potential flourishes, where educational excellence and equity are the norms, and where the journey of growth never ceases.

# Value of a Hazel Park School District Education: Pathways & Opportunities

## *Why HP?*

- Strong community-driven schools and high-levels of wraparound support
- Hazel Park Junior Vikings/ Increased after school programing.
- Building Foundation for Full-Service Community School District
- Community family focused district with an amazing supportive community
- Strong Staff
- Future EMC Program - Only 6 Districts in Oakland County host their own EMC
- Promise Zone
- Unique CTE and Dual Enrollment Options - Firefighter's Academy, Welding, Chrysler's School to Work Program, and NAF Academy School - Health Sciences