

ISD 110 School Board Work Session & Truth in Taxation

Monday, December 8, 2025 7:00 PM

Waconia Public Schools - District Office - Conf Rm A, 512 Industrial Blvd.,
Waconia, MN 55387

1. Truth in Taxation

Presenter: Pam
Carman, Director of
Finance and
Operations



Waconia Public Schools, ISD 110

Public Hearing for Taxes Payable in 2026

December 8, 2025

Presented by:

Pam Carman
Director of Finance & Operations

Agenda

- Meeting Requirements & General Overview
- Presentation of the Current (2025-26) School Year Budget
- Tax Levy Overview
- Presentation of Proposed Tax Levy
- Estimated Taxpayer Impact
- Public Comment





Meeting Requirements & General Overview

Minnesota State Law Requirements

A Public Meeting...

- Between November 25th & December 30th
- At 6:00 PM or later
- May be part of regularly scheduled meeting
- Must allow for public comments
- May adopt final levy at same meeting

...and Presentation of:

- Fiscal Year 2026 budget
- Pay 2026 Proposed Tax Levy



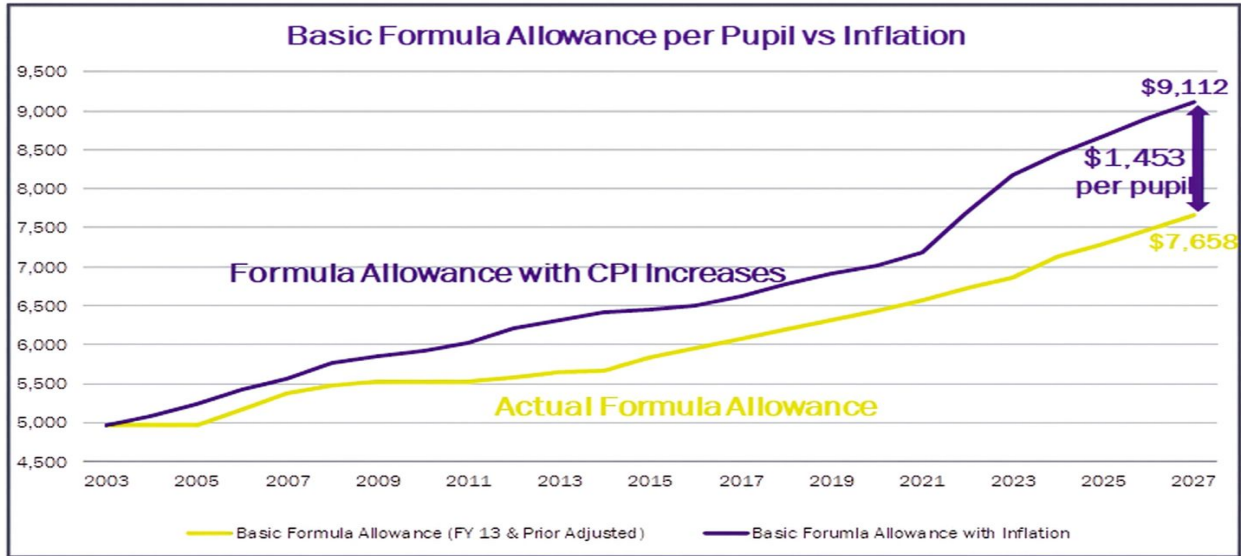
Minnesota School Funding



Public schools districts are funded by the federal government, state government, local fees and local taxpayers through property taxes with the ***State of Minnesota being the largest source of funding.***



Basic General Education Formula Lags Inflation



¹ Inflation is based on consumer price index

² Basic formula allowance includes changes made by legislature in 2023 and is adjusted for FY 2014 and earlier due to pupil weight changes

³ FY 25-26 & FY 26-27 are based on estimated inflation forecasts updated in July 2025 by the State of Minnesota



Change in Tax Levy does not Determine Change in Budget

1

Tax levy is based on many state-determined formulas plus voter approved referendums

2

Some increases in tax levies are revenue neutral, offset by reductions in state aid

3

Expenditure budget is limited by state-set revenue formulas, voter-approved levies, and fund balance

4

An increase in school taxes does not always correlate to an equal increase in budget



School District Levy Cycle Differs from City/County Levy Cycle

City/County

- Budget year same as calendar year
- 2025 taxes provide revenue for 2025 calendar year
- 2026 taxes provide revenue for 2026 calendar year budget

School Districts

- Budget year begins July 1st and coincides with the school year
- 2025 taxes provide revenue for the 2025-26 school year
- 2026 taxes provide revenue for the 2026-27 school year
- 2026-27 Budget will be adopted in June 2026



Fiscal Year 2025-2026 Budget



Budget Information

Because approval of school district budget lags certification of tax levy by six months, the state requires ***only current year budget information be presented at this hearing***

Fiscal year 2026-27 budget will be adopted by the School Board in June 2026

Our school district is required to use a “Fund Accounting” system, thus we account for our revenues and expenditures using six separate funds:

- General Fund*
- Food Service Fund
- Community Service Fund*
- Building Construction Fund
- Debt Service Fund*
- Internal Service
- Other Post-Employment Benefits (OPEB)



FY 2025-26 Budget Summary

Operating and Non-Operating Funds Budget Fiscal Year 2026

2025-26
Original
Adopted Budget

Revenues:

General Fund - Fund 01	\$ 56,149,587
Food Service - Fund 02	\$ 3,449,636
Community Service - Fund 04	\$ 4,171,711
Debt Service - Fund 07	\$ 9,737,900
Total Revenue Excluding Construction	\$ 73,508,834
Building Construction - Fund 06	\$ 75,000
Total Revenues - Operating and Non-Operating Funds	\$ 73,583,834

Expenditures:

General Fund - Fund 01	\$ 54,994,193
Food Service - Fund 02	\$ 3,828,301
Community Service - Fund 04	\$ 3,889,861
Debt Service - Fund 07	\$ 9,737,900
Total Excluding Construction	\$ 72,450,255
Building Construction - Fund 06	\$ 9,384,517
Total Expenditures - Operating and Non-Operating Funds	\$ 81,834,772

Proprietary and Fiduciary Funds Budget Fiscal Year 2026

2025-26
Original
Adopted Budget

Revenues:

Proprietary Fund - Internal Service Fund - Fund 20	\$ 485,000
Fiduciary Fund - Other Post-Employment Benefits (OPEB) - Fund 45	\$ 135,000
Total Revenues - Proprietary and Fiduciary Funds	\$ 620,000
Total Revenues - ALL FUNDS	\$ 74,203,834

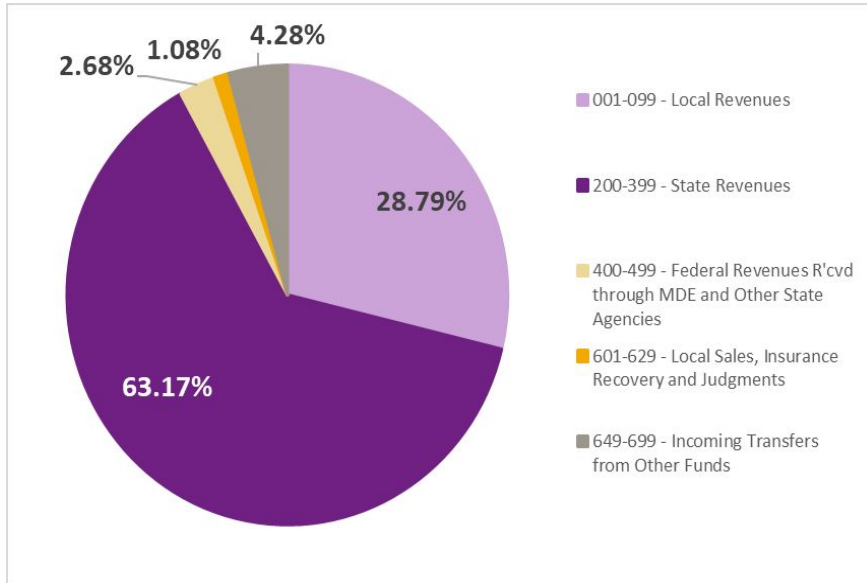
Expenditures:

Proprietary Fund - Internal Service Fund - Fund 20	\$ 485,000
Fiduciary Fund - Other Post-Employment Benefits (OPEB) - Fund 45	\$ 135,000
Total Expenditures - Proprietary and Fiduciary Funds	\$ 620,000
Total Expenditures - ALL FUNDS	\$ 82,454,772



2025-26 Revenue Budget

Operating and Non-Operating Funds - By Source



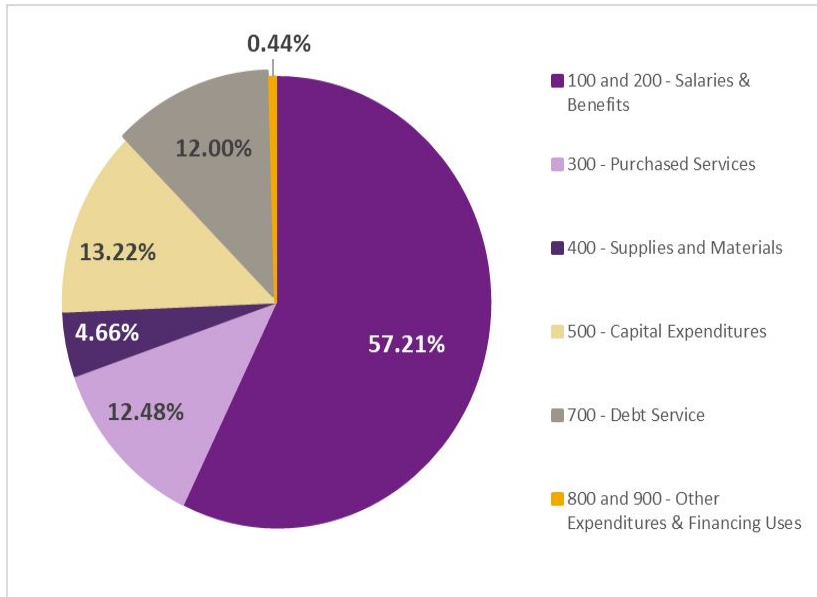
Revenue Source Category	Amount
001-099 - Local Revenues	\$ 21,186,502
200-399 - State Revenues	\$ 46,485,377
400-499 - Federal Revenues R'cvd through MDE and Other State Agencies	\$ 1,969,084
601-629 - Local Sales, Insurance Recovery and Judgments	\$ 792,215
649-699 - Incoming Transfers from Other Funds	\$ 3,150,656
Total Revenue - Operating and Non-Operating Funds	\$ 73,583,834

**Excludes Proprietary & Fiduciary Funds*



2025-26 Expenditure Budget

Operating and Non-Operating Funds - By Object



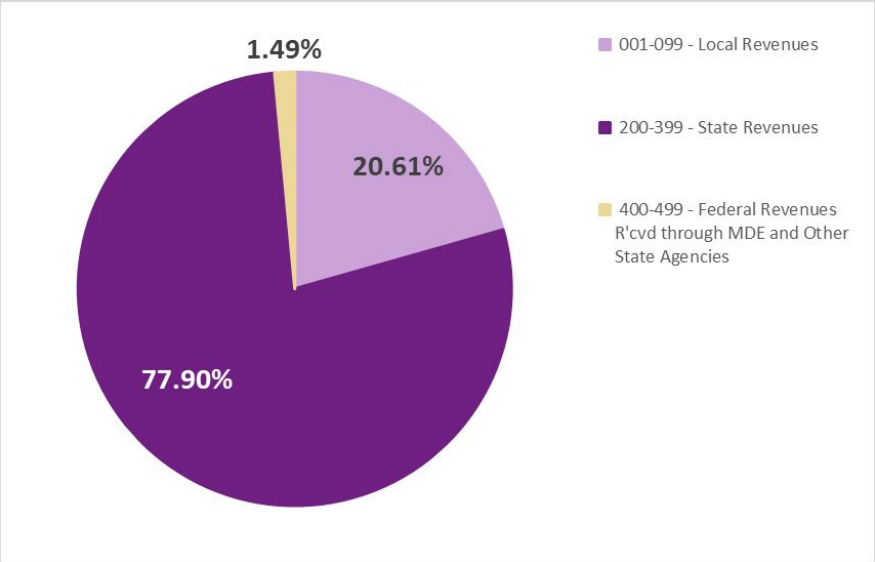
Expenditure Object Category	Amount
100 and 200 - Salaries & Benefits	\$ 46,813,857
300 - Purchased Services	\$ 10,214,613
400 - Supplies and Materials	\$ 3,812,359
500 - Capital Expenditures	\$ 10,816,352
700 - Debt Service	\$ 9,819,187
800 and 900 - Other Expenditures & Financing Uses	\$ 358,404
Total Expenditures - Operating and Non-Operating Funds	\$ 81,834,772

**Excludes Proprietary & Fiduciary Funds*



2025-26 General Fund Revenue

Budgeted Revenue - By Source

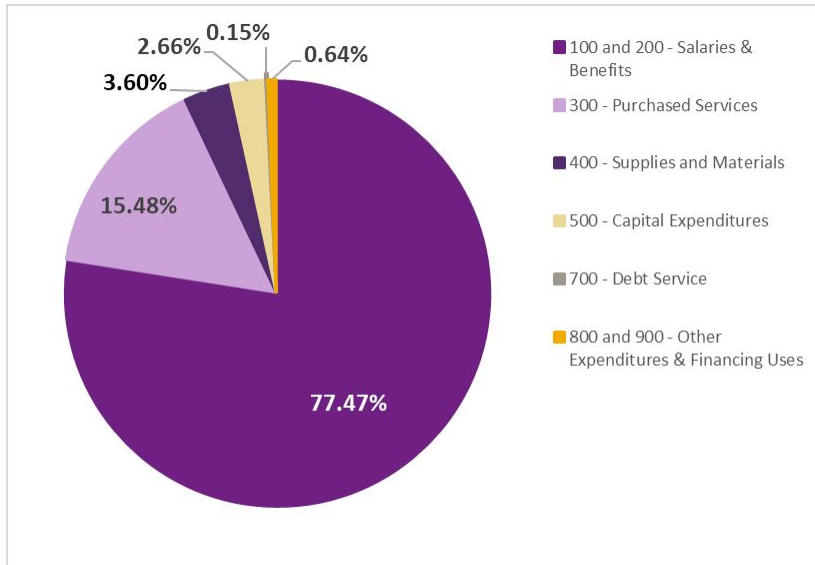


Revenue Source Category	Amount
001-099 - Local Revenues	\$ 11,572,685
200-399 - State Revenues	\$ 43,738,854
400-499 - Federal Revenues R'cvd through MDE and Other State Agencies	\$ 838,048
Total Revenue - General Fund	\$ 56,149,587



2025-26 General Fund Expenditures

Budgeted Expenditures - By Object

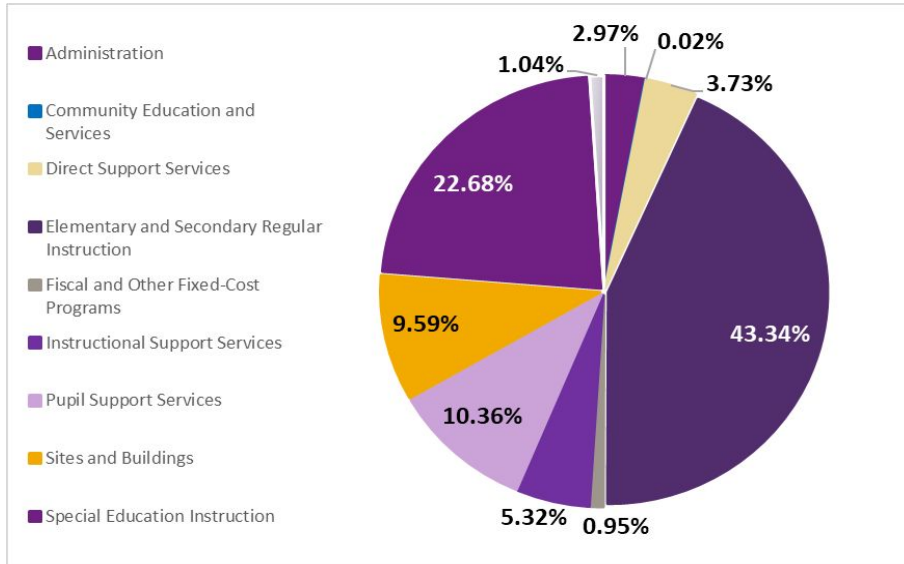


Expenditure Object Category	Amount
100 and 200 - Salaries & Benefits	\$ 42,604,674
300 - Purchased Services	\$ 8,513,778
400 - Supplies and Materials	\$ 1,980,575
500 - Capital Expenditures	\$ 1,462,300
700 - Debt Service	\$ 81,287
800 and 900 - Other Expenditures & Financing Uses	\$ 351,579
Total Expenditures - General Fund	\$ 54,994,193



2025-26 General Fund Expenditures

Budgeted Expenditures - By Program



Expenditure Program Category	Amount	%
Administration	\$ 1,631,841	2.97%
Community Education and Services	\$ 8,848	0.02%
Direct Support Services	\$ 2,052,639	3.73%
Elementary and Secondary Regular Instruction	\$ 23,833,465	43.34%
Fiscal and Other Fixed-Cost Programs	\$ 525,000	0.95%
Instructional Support Services	\$ 2,923,864	5.32%
Pupil Support Services	\$ 5,697,145	10.36%
Sites and Buildings	\$ 5,273,390	9.59%
Special Education Instruction	\$ 12,473,658	22.68%
Vocational Education Instruction	\$ 574,343	1.04%
Total Expenditures - General Fund	\$ 54,994,193	100.00%



Tax Levy Overview



Tax Levy Fundamentals related to School Districts

- **What is a Tax Levy?**

- A tax levy is the amount of money a school district requests from local property owners to help fund education
- Local property taxes fund school operations, debt repayment, and community services

- **Components of the Tax Levy:**

- General Fund: Supports daily operations, staffing, and instructional costs
- Debt Service: Pays off bonds for school buildings and infrastructure
- Community Service: Funds early childhood programs and community education programs



Property Tax Background

- Every owner of taxable property pays property taxes to various “taxing jurisdictions” (county, city/township, school district, special districts) in which property is located
- Each taxing jurisdiction sets own tax levy, often based on limits in state law
- County sends bills, collect taxes from property owners & distributes funds back to taxing jurisdictions

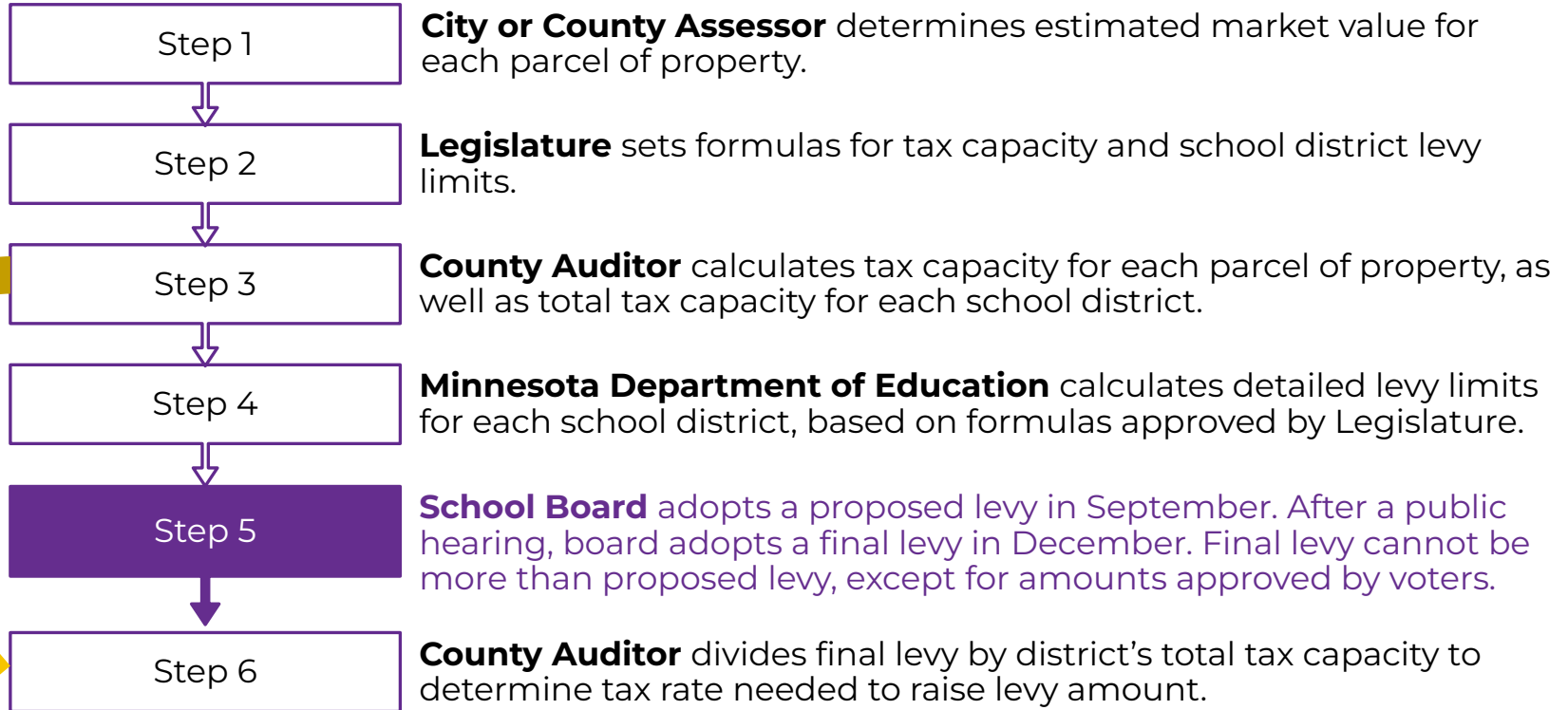


School District Property Taxes

- Each school district may levy taxes in over 40 different categories
- Maximum levy amounts, calculated by the Minnesota Department of Education (MDE) for each category are set by:
 - State law
 - Voter approval



School District Property Tax Process



Approval of District's Tax Levy 2025 Payable 2026 for FY2027

September 8:
MDE prepared
& distributed
first draft of
levy limit
report setting
maximum
authorized
levy



September 22:
School Board
approved
proposed levy
amounts



Mid-November
County mailed
"Proposed
Property Tax
Statements" to
all property
owners



December 8:
Public hearing
on proposed
levy at regular
meeting



Following
hearing, on
Dec. 15, School
Board will
certify final
levy amounts



**2025
Payable
2026
for FY27
Proposed
Tax Levy**



Preliminary Levy Comparison - Presented 9-22-25

	Final Pay 2023	Final Pay 2024	Final Pay 2025	Proposed Pay 2026	\$ Change	% Change
	FY24	FY25	FY26	FY27	FY26 to FY27	FY26 to FY27
Adjusted Pupil Unit Original Assumption			4,490			
Adjusted Pupil Unit (EST) - Updated Estimate	4,516	4,375	4,196	4,107		
Adjusted Pupil Unit (PRE) - Preliminary Actual		4,251				
Adjusted Pupil Unit (ACT) - Final Actual	4,319					
General Fund (Fund 01)						
Operating Referendum	\$ 4,772,478	\$ 4,800,163	\$ 5,050,891	\$ 4,754,243	\$ (296,648)	-5.87%
Local Optional	\$ 3,269,439	\$ 3,167,500	\$ 3,200,911	\$ 2,973,583	\$ (227,328)	-7.10%
Equity	\$ 535,066	\$ 510,070	\$ 533,580	\$ 488,700	\$ (44,880)	-8.41%
Operating Capital	\$ 358,106	\$ 427,620	\$ 478,227	\$ 480,270	\$ 2,043	0.43%
Reemployment Insurance	\$ 20,000	\$ 20,000	\$ 45,000	\$ 20,000	\$ (25,000)	-55.56%
Safe Schools	\$ 162,568	\$ 157,600	\$ 161,640	\$ 147,858	\$ (13,782)	-8.53%
Safe Schools Intermediary	\$ 14,857	\$ 14,394	\$ 14,098	\$ 12,896	\$ (1,202)	-8.52%
Career and Technical	\$ 190,532	\$ 148,175	\$ 148,175	\$ 162,309	\$ 14,135	9.54%
Annual Other Post-Employment Benefits (OPEB)	\$ 20,622	\$ 32,522	\$ 11,209	\$ 20,253	\$ 9,044	80.69%
Long-Term Facilities Maintenance (LTFM)	\$ 528,435	\$ 607,660	\$ 750,949	\$ 675,820	\$ (75,129)	-10.00%
Building/Land Lease	\$ 649,268	\$ 646,759	\$ 650,396	\$ 644,363	\$ (6,033)	-0.93%
Adjustments and Abatements	\$ (552,008)	\$ (332,930)	\$ (152,941)	\$ (655,248)	\$ (502,307)	328.43%
General Fund Total Levy	\$ 9,969,363	\$ 10,199,531	\$ 10,892,135	\$ 9,725,048	\$ (1,167,087)	-10.71%
Community Service (Fund 04)						
Basic Community Education	\$ 167,435	\$ 171,832	\$ 168,095	\$ 159,401	\$ (8,694)	-5.17%
Early Childhood Education	\$ 95,106	\$ 91,768	\$ 101,890	\$ 90,248	\$ (11,642)	-11.43%
Home Visting	\$ 3,159	\$ 3,880	\$ 4,146	\$ 4,434	\$ 289	6.96%
Adults with Disabilities	\$ -	\$ 2,749	\$ 2,701	\$ 2,548	\$ (153)	-5.68%
School-age Care	\$ -	\$ 36,000	\$ -	\$ 60,000	\$ 60,000	
Adjustments and Abatements	\$ 2,847	\$ (7,869)	\$ (10,840)	\$ 22,511	\$ 33,351	-307.66%
Community Service Fund Total Levy	\$ 268,547	\$ 298,360	\$ 265,992	\$ 339,142	\$ 73,150	27.50%
Debt Service Fund (Fund 07)						
Voter-Approved Debt Service	\$ 7,852,695	\$ 7,818,412	\$ 7,221,487	\$ 7,416,577	\$ 195,090	2.70%
Non-Voter Approved Debt Service	\$ 1,563,979	\$ 1,518,492	\$ 2,046,520	\$ 1,921,479	\$ (125,040)	-6.11%
Adjustments and Abatements	\$ (519,669)	\$ (519,669)	\$ (595,522)	\$ (464,748)	\$ 130,774	-21.96%
Debt Service Fund Total Levy	\$ 8,868,628	\$ 8,817,234	\$ 8,672,485	\$ 8,873,308	\$ 200,823	2.32%
Total Property Tax Levy All Funds	\$ 19,106,538	\$ 19,315,126	\$ 19,830,612	\$ 18,937,498	\$ (893,114)	-4.50%

Preliminary Levy Comparison General Fund - Presented 9-22-25

	Final Pay 2023	Final Pay 2024	Final Pay 2025	Proposed Pay 2026	\$ Change	% Change
	FY24	FY25	FY26	FY27	FY26 to FY27	FY26 to FY27
Adjusted Pupil Unit Original Assumption			4,490			
Adjusted Pupil Unit (EST) - Updated Estimate	4,516	4,375	4,196	4,107		
Adjusted Pupil Unit (PRE) - Preliminary Actual		4,251				
Adjusted Pupil Unit (ACT) - Final Actual	4,319					
	(197)	(124)	(294)			
General Fund (Fund 01)						
Operating Referendum	\$ 4,772,478	\$ 4,800,163	\$ 5,050,891	\$ 4,754,243	\$ (296,648)	-5.87%
Local Optional	\$ 3,269,439	\$ 3,167,500	\$ 3,200,911	\$ 2,973,583	\$ (227,328)	-7.10%
Equity	\$ 535,066	\$ 510,070	\$ 533,580	\$ 488,700	\$ (44,880)	-8.41%
Operating Capital	\$ 358,106	\$ 427,620	\$ 478,227	\$ 480,270	\$ 2,043	0.43%
Reemployment Insurance	\$ 20,000	\$ 20,000	\$ 45,000	\$ 20,000	\$ (25,000)	-55.56%
Safe Schools	\$ 162,568	\$ 157,600	\$ 161,640	\$ 147,858	\$ (13,782)	-8.53%
Safe Schools Intermediary	\$ 14,857	\$ 14,394	\$ 14,098	\$ 12,896	\$ (1,202)	-8.52%
Career and Technical	\$ 190,532	\$ 148,175	\$ 148,175	\$ 162,309	\$ 14,135	9.54%
Annual Other Post-Employment Benefits (OPEB)	\$ 20,622	\$ 32,522	\$ 11,209	\$ 20,253	\$ 9,044	80.69%
Long-Term Facilities Maintenance (LTFM)	\$ 528,435	\$ 607,660	\$ 750,949	\$ 675,820	\$ (75,129)	-10.00%
Building/Land Lease	\$ 649,268	\$ 646,759	\$ 650,396	\$ 644,363	\$ (6,033)	-0.93%
Adjustments and Abatements	\$ (552,008)	\$ (332,930)	\$ (152,941)	\$ (655,248)	\$ (502,307)	328.43%
General Fund Total Levy	\$ 9,969,363	\$ 10,199,531	\$ 10,892,135	\$ 9,725,048	\$ (1,167,087)	-10.71%

Pay 25 to Pay 26 - Overall levy change to the General Fund which is driven primarily by enrollment factors:

- Part 1 - Interim & Final Adjustments, which are prior-year reconciliations of overpayments
- Part 2 - Right-sizing of referendum and local optional revenue

Proposed Levy Comparison for Final Certification - General Fund

	Final Pay 2025	Final Proposed	\$ Change	% Change
	FY26	FY27	FY26 to Final FY27	FY26 to Final FY27
General Fund (Fund 01)				
Operating Referendum	\$ 5,050,891	\$ 7,756,577	\$ 2,705,686	53.6%
Local Optional	\$ 3,200,911	\$ 2,973,583	\$ (227,328)	-7.1%
Equity	\$ 533,580	\$ 361,687	\$ (171,893)	-32.2%
Operating Capital	\$ 478,227	\$ 480,270	\$ 2,043	0.4%
Reemployment Insurance	\$ 45,000	\$ 20,000	\$ (25,000)	-55.6%
Safe Schools	\$ 161,640	\$ 147,858	\$ (13,782)	-8.5%
Safe Schools Intermediary	\$ 14,098	\$ 12,896	\$ (1,202)	-8.5%
Career and Technical	\$ 148,175	\$ 162,309	\$ 14,134	9.5%
Annual Other Post-Employment Benefits (OPEB)	\$ 11,209	\$ 20,253	\$ 9,044	80.7%
Long-Term Facilities Maintenance (LTFM)	\$ 750,949	\$ 675,820	\$ (75,129)	-10.0%
Building/Land Lease	\$ 650,396	\$ 644,363	\$ (6,033)	-0.9%
Adjustments and Abatements	\$ (152,941)	\$ (655,249)	\$ (502,308)	
General Fund Total Levy	\$ 10,892,135	\$ 12,600,368	\$ 1,708,232	15.7%



Proposed Levy Comparison for Final Certification - Community Service & Debt Service

	Final Pay 2025	Final Proposed Pay 2026	\$ Change	% Change
	FY26	FY27	FY26 to Final FY27	FY26 to Final FY27
Community Service (Fund 04)				
Basic Community Education	\$ 168,095	\$ 159,401	\$ (8,694)	-5.2%
Early Childhood Education	\$ 101,890	\$ 90,248	\$ (11,642)	-11.4%
Home Visting	\$ 4,146	\$ 4,434	\$ 288	7.0%
Adults with Disabilities	\$ 2,701	\$ 2,548	\$ (153)	-5.7%
School-age Care	\$ -	\$ 60,000	\$ 60,000	
Adjustments and Abatements	\$ (10,840)	\$ 22,511	\$ 33,351	
Community Service Fund Total Levy	\$ 265,992	\$ 339,142	\$ 73,150	27.5%
Debt Service Fund (Fund 07)				
Voter-Approved Debt Service	\$ 7,221,487	\$ 7,416,577	\$ 195,090	2.7%
Non-Voter Approved Debt Service	\$ 2,046,520	\$ 1,921,479	\$ (125,041)	-6.1%
Adjustments and Abatements	\$ (595,522)	\$ (464,748)	\$ 130,774	
Debt Service Fund Total Levy	\$ 8,672,485	\$ 8,873,308	\$ 200,823	2.3%
Total Property Tax Levy All Funds	\$ 19,830,612	\$ 21,812,818	\$ 1,982,206	10.0%



Estimated Taxpayer Impact



**Carver County
Property Tax Department**
600 East 4th Street, P.O. Box 69
Chaska, MN 55318-0069
(952) 361-1910 • www.carvercountymn.gov

For the following visit our website at www.carvercountymn.gov
• Pay your taxes online
• Sign up for our Tax Payment Reminder
• Print additional copies of your Tax Statement

Property ID #: **30.1050430**

Taxpayer:
23258*88*G50**1,15**18*****AUTOMIXED AACD 852
IH2 PROPERTY BORROWER LP
C/O INVITATION HOMES - TAX DEPT
1717 MAIN ST STE 2000
DALLAS TX 75201-4657



**Carver County
Property Tax Department**
600 East 4th Street, P.O. Box 69
Chaska, MN 55318-0069
(952) 361-1910 • www.carvercountymn.gov

For the following visit our website at www.carvercountymn.gov
• Pay your taxes online
• Sign up for our Tax Payment Reminder
• Print additional copies of your Tax Statement

Property ID #: **30.1050430**

Taxpayer:
23258*88*G50**1,15**18*****AUTOMIXED AACD 852
IH2 PROPERTY BORROWER LP
C/O INVITATION HOMES - TAX DEPT
1717 MAIN ST STE 2000
DALLAS TX 75201-4657



Property Description:
Section 31 Township 116 Range 023 CLOVER FIELD Lst
006 Book 017

Bill #: 1552361
Property Address:
114210 HUNDETSMARK RD
CHASKA MN 55318-1154

\$\$\$
REFUNDS?

You may be eligible for one or more refunds to reduce your property tax. Read the back of this statement to find out how to apply.

\$\$\$
REFUNDS?

You may be eligible for one or more refunds to reduce your property tax. Read the back of this statement to find out how to apply.

Bill #: 1552361
Property Address:
114210 HUNDETSMARK RD
CHASKA MN 55318-1154

Property Description:
Section 31 Township 116 Range 023 CLOVER FIELD Lst
006 Book 017

2024 PROPERTY TAX STATEMENT			
VALUES AND CLASSIFICATION			
Taxes Payable Year:	2023	2024	
Estimated Market Value:	291,500	284,700	
Homestead Exclusion:			
Taxable Market Value:	291,500	284,700	
New Improvements/ Exposed Exclusions:			
Property Classification:	Res Non-Hold	Res Non-Hold	
Sent in March 2023			
PROPOSED TAX			

2024 PROPERTY TAX STATEMENT			
VALUES AND CLASSIFICATION			
Taxes Payable Year:	2023	2024	
Estimated Market Value:	291,500	284,700	
Homestead Exclusion:			
Taxable Market Value:	291,500	284,700	
New Improvements/ Exposed Exclusions:			
Property Classification:	Res Non-Hold	Res Non-Hold	
Sent in March 2023			
PROPOSED TAX			



**Carver County
Property Tax Department**
600 East 4th Street, P.O. Box 69
Chaska, MN 55318-0069
(952) 361-1910 • www.carvercountymn.gov

For the following visit our website at www.carvercountymn.gov
• Pay your taxes online
• Sign up for our Tax Payment Reminder
• Print additional copies of your Tax Statement

Property ID #: **30.1050430**

Taxpayer:
23258*88*G50**1,15**18*****AUTOMIXED AACD 852
IH2 PROPERTY BORROWER LP
C/O INVITATION HOMES - TAX DEPT
1717 MAIN ST STE 2000
DALLAS TX 75201-4657



\$\$\$
REFUNDS?

You may be eligible for one or more refunds to reduce your property tax. Read the back of this statement to find out how to apply.

Bill #: 1552361
Property Address:
114210 HUNDETSMARK RD
CHASKA MN 55318-1154

Property Description:
Section 31 Township 116 Range 023 CLOVER FIELD Lst
006 Book 017

2024 PROPERTY TAX STATEMENT				
VALUES AND CLASSIFICATION				
Taxes Payable Year:	2023	2024		
Estimated Market Value:	291,500	284,700		
Homestead Exclusion:				
Taxable Market Value:	291,500	284,700		
New Improvements/ Exposed Exclusions:				
Property Classification:	Res Non-Hold	Res Non-Hold		
Sent in March 2023				
PROPOSED TAX				
Proposed Tax: Sent in November 2023				
3,308.00				
PROPERTY TAX STATEMENT				
Step 1	First half taxes due:	05/15/2024	1,676.00	
Step 2	Second half taxes due:	10/15/2024	1,676.00	
Step 3	Total Taxes Due in 2024:		3,352.00	

Tax Detail for Your Property				
Taxes Payable Year:	2023	2024		
1.	Use this amount on Form M1PR to see if you are eligible for a property tax refund. File by August 15. If this box is checked, you owe delinquent taxes and are not eligible. <input type="checkbox"/>			
2.	Use these amounts on Form M1PR to see if you are eligible for a special refund.			
3.	Property taxes before credits		3,257.00	3,319.00
	4. Credits that reduce property taxes	A. Agricultural market value credits		
5.	Property taxes after credits	B. Other Credits		
			3,257.00	3,319.00
6.	County	A. Carver County	856.44	856.44
		B. Co Rail Authority	2.59	2.59
7.	City or Town	CITY OF CHASKA	909.04	1,023.42
8.	State General Tax			
	9.	School District	SD 0112 Eastern Carver Cnty	
10.	Special Taxing Districts	A. Voter Approved Levees	835.27	801.68
		B. Other Local Levies	527.14	503.95
Property Tax By Jurisdiction		A. Metro Council	15.85	18.47
		B. Metro Mosquito Control	9.11	9.43
		C. Metro Transit District	30.21	28.47
		D. Carver County CDA	40.69	41.26
		E. Watershed	21.32	21.25
	F. City HRA/EDA	11.74	12.04	



Factors Impacting Individual Taxpayers' School Taxes

Many factors can cause a tax bill for an individual property to increase or decrease from year to year

- Changes in value of individual property
- Changes in total value of all property within District
- Increases or decreases in levy amounts caused by changes in state funding formulas, local needs & costs, voter-approved referendums & other factors



Dividing the Property Tax Pie

Property Values do not rise uniformly across all properties.
The burden of the levy shifts from taxpayers with lower increases to those with higher increases.

Higher Market Value Increase = Bigger Slice



Lower Market Value Increase = Smaller Slice



Each Property Owner pays a portion of the pie



Impact of Property Valuations


Two properties in the district

- Both houses are valued at \$100,000

Total levy of \$500

- Each property will pay \$250 of levy

\$100,000



\$100,000



Impact of Property Valuations

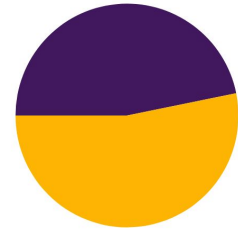
Two properties in the district

- Purple house value increases by 10%
- Yellow house value increases by 25%

Total levy of \$500

- School District will still generate the same amount of levy even though values increased
- Purple house pays less
- Yellow house pays more

\$110,000



\$125,000



Waconia Public School District

Estimated Tax Impacts - Pay 2026 Levy Total School Taxes

	Summary		
	Pay 2025	Est. Pay 2026	% Change
Referendum Market Value	\$ 4,035,223,600	\$ 4,269,737,024	5.81%
RMV Tax Rate	0.19996%	0.23050%	15.27%
Net Tax Capacity	\$ 44,134,616	\$ 47,047,633	6.60%
NTC Tax Rate	23.28%	22.31%	-4.16%

Types of Property	Pay 2025 Value	Pay 2026 Est. Value	Pay 2025	Pay 2026	\$ Change	% Change
Residential Homestead (Value Increase 5%)	\$190,500	\$200,000	\$756	\$844	\$88	11.60%
	285,700	300,000	1,188	1,317	129	10.89%
	381,000	400,000	1,620	1,791	171	10.55%
	428,600	450,000	1,836	2,028	192	10.44%
	476,200	500,000	2,052	2,265	213	10.36%
	571,400	600,000	2,514	2,777	263	10.46%
Commercial / Industrial** (Value Increase 5%)	\$95,200	\$100,000	\$399	\$441	\$42	10.40%
	238,100	250,000	1,064	1,173	109	10.26%
	476,200	500,000	2,237	2,451	214	9.55%
	952,400	1,000,000	4,584	5,006	423	9.22%
Agricultural Homestead (Value Increase 5%)	\$8,600	\$9,000	\$4.55	\$4.53	(\$0.02)	-0.41%
	9,500	10,000	5.03	5.04	0.01	0.17%
	10,500	11,000	5.56	5.54	(0.02)	-0.30%
	11,400	12,000	6.03	6.04	0.01	0.17%
Agricultural Non- Homestead (Value Increase 5%)	\$8,600	\$9,000	\$9.10	\$9.06	(\$0.04)	-0.41%
	9,500	10,000	10.05	10.07	0.02	0.17%
	10,500	11,000	11.11	11.08	(0.03)	-0.30%
	11,400	12,000	12.06	12.09	0.02	0.17%

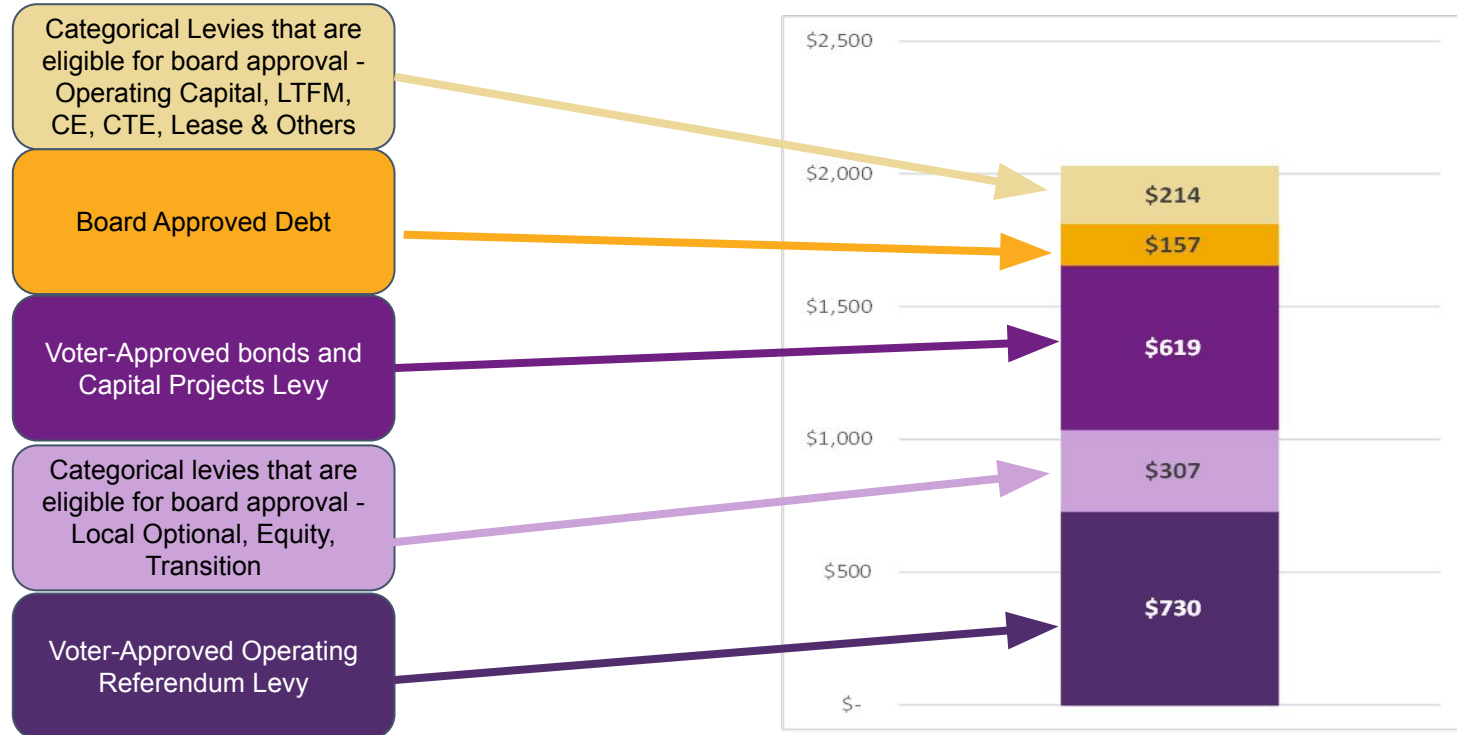
*Actual taxes may be lower in certain taxing districts due to Disparity Reduction Aid.

**Commercial Industrial taxes will have small variations from one taxing City/township to the next due to differences in the Twin Cities Metropolitan Area Fiscal Disparities Program

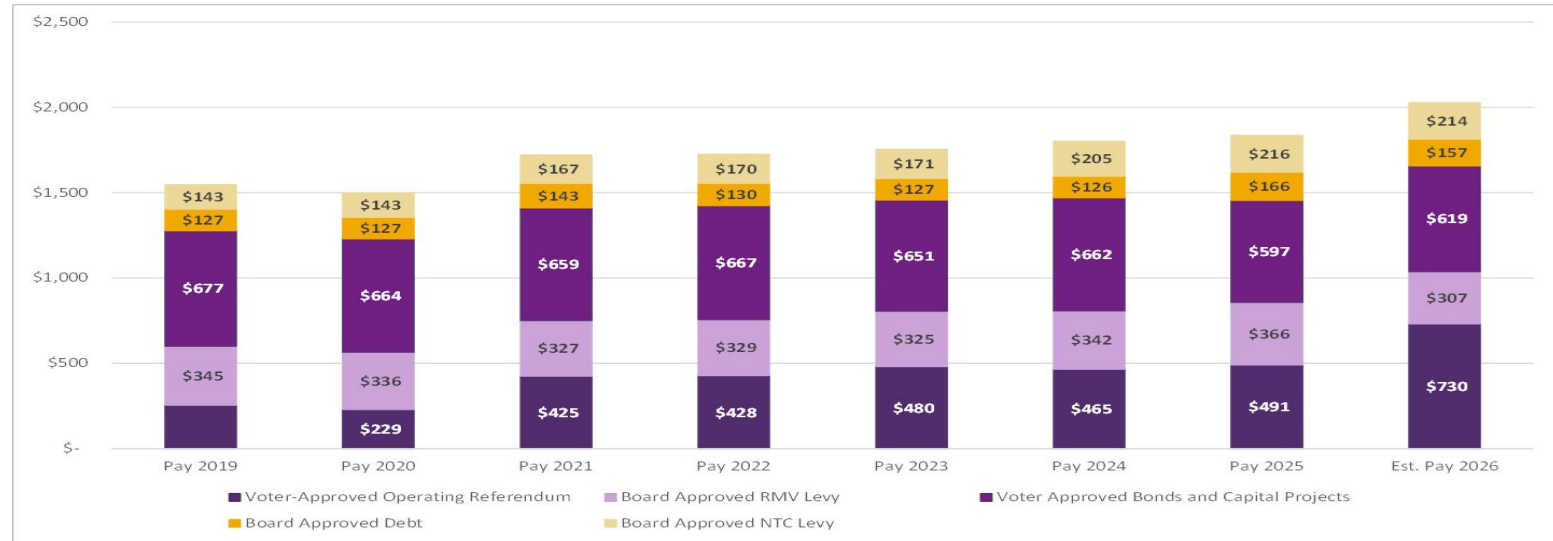


ISD 110 - Estimated Pay 2026 Total School Tax per Residential Homestead

Home Value = \$450,000 / Total Estimated School Tax = \$2,028



ISD 110 - Residential Homestead School Tax Trend



Description	Pay 2019	Pay 2020	Pay 2021	Pay 2022	Pay 2023	Pay 2024	Pay 2025	Est. Pay 2026
Home Value*	\$ 291,000	\$ 299,700	\$ 308,700	\$ 318,000	\$ 394,900	\$ 418,600	\$ 428,600	\$ 450,000
Voter-Approved Operating Referendum	\$ 255	\$ 229	\$ 425	\$ 428	\$ 480	\$ 465	\$ 491	\$ 730
Board Approved RMV Levy	\$ 345	\$ 336	\$ 327	\$ 329	\$ 325	\$ 342	\$ 366	\$ 307
Voter Approved Bonds and Capital Projects	\$ 677	\$ 664	\$ 659	\$ 667	\$ 651	\$ 662	\$ 597	\$ 619
Board Approved Debt	\$ 127	\$ 127	\$ 143	\$ 130	\$ 127	\$ 126	\$ 166	\$ 157
Board Approved NTC Levy	\$ 143	\$ 143	\$ 167	\$ 170	\$ 171	\$ 205	\$ 216	\$ 214
Total School Taxes	\$ 1,546	\$ 1,499	\$ 1,720	\$ 1,724	\$ 1,754	\$ 1,801	\$ 1,836	\$ 2,028

*The chart assumes a 3% annual increase in the home value for taxes payable from 2019 to 2022. A 24.2% increase in value is assumed for taxes payable in 2023, a 6% increase in 2024, a 2.4% increase in 2025 and a 5% increase in 2026.



Next Steps



Board accepts
public comments
on proposed levy

Board certifies
2025 Payable
2026 Property
Tax Levy - 12/15



Public Comment

2. **ISD 110 Audit Results**

Presenter: Troy
Gabler,
CliftonLarsonAllen



We'll get you there.

CPAs | CONSULTANTS | WEALTH ADVISORS

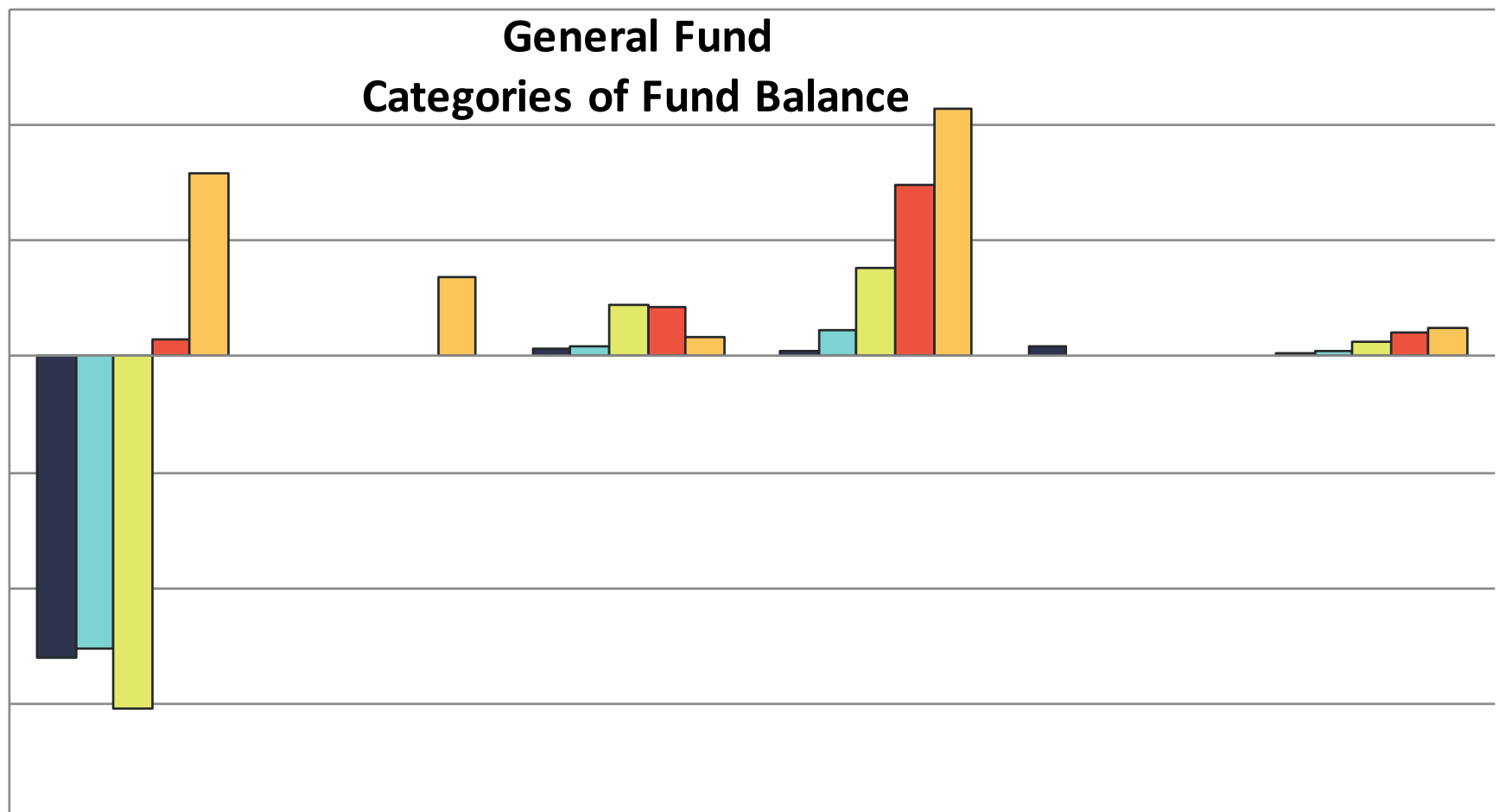
Waconia Public Schools

Executive Audit Summary (EAS)

June 30, 2025

General Fund Categories of Fund Balance

6,000,000
4,000,000
2,000,000
-
(2,000,000)
(4,000,000)
(6,000,000)
(8,000,000)

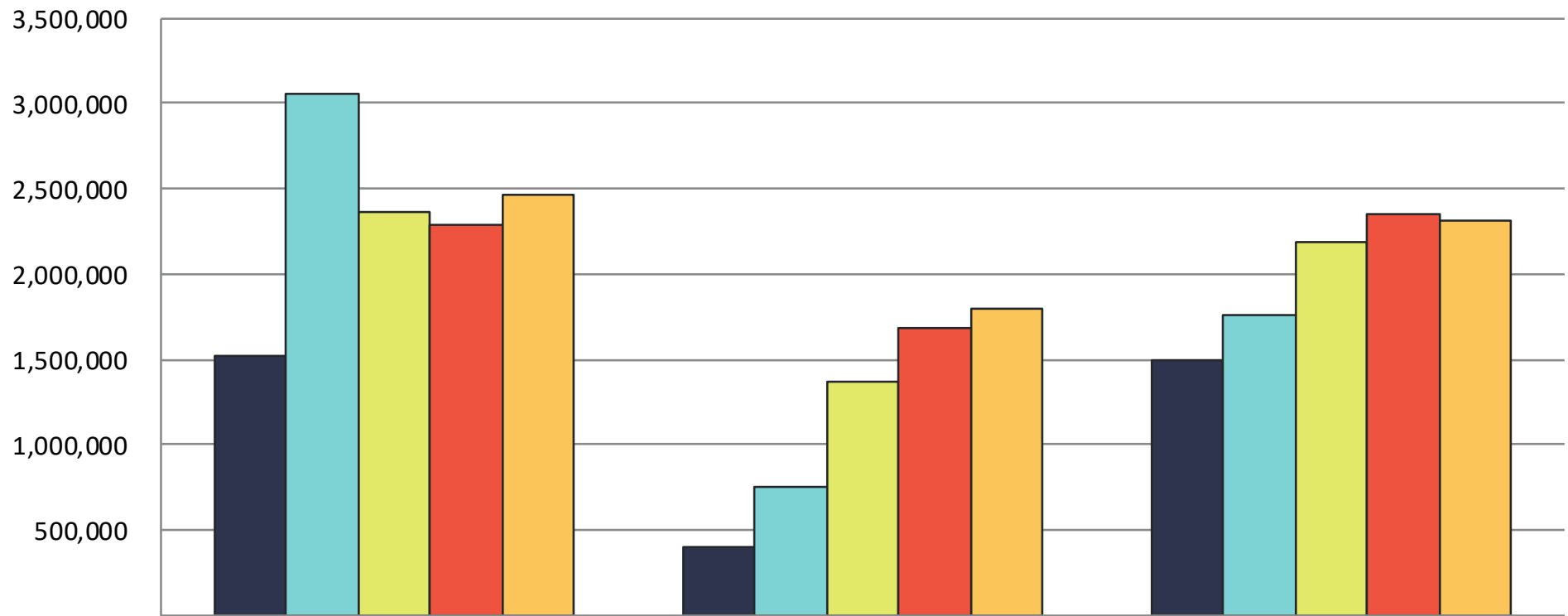


	Unassigned	Assigned	Nonspendable	Restricted - Excluding Capital	Operating Capital Fund Balance	LTFM
■ June 30, 2021	(5,207,470)	-	142,221	96,281	190,441	27,512
■ June 30, 2022	(5,027,452)	-	188,139	462,380	-	93,523
■ June 30, 2023	(6,096,743)	-	885,964	1,525,893	-	260,612
■ June 30, 2024	304,954	-	861,484	2,973,073	-	416,267
■ June 30, 2025	3,165,872	1,385,000	341,858	4,288,428	-	479,866



Food Service, Community Service & Debt Service Funds

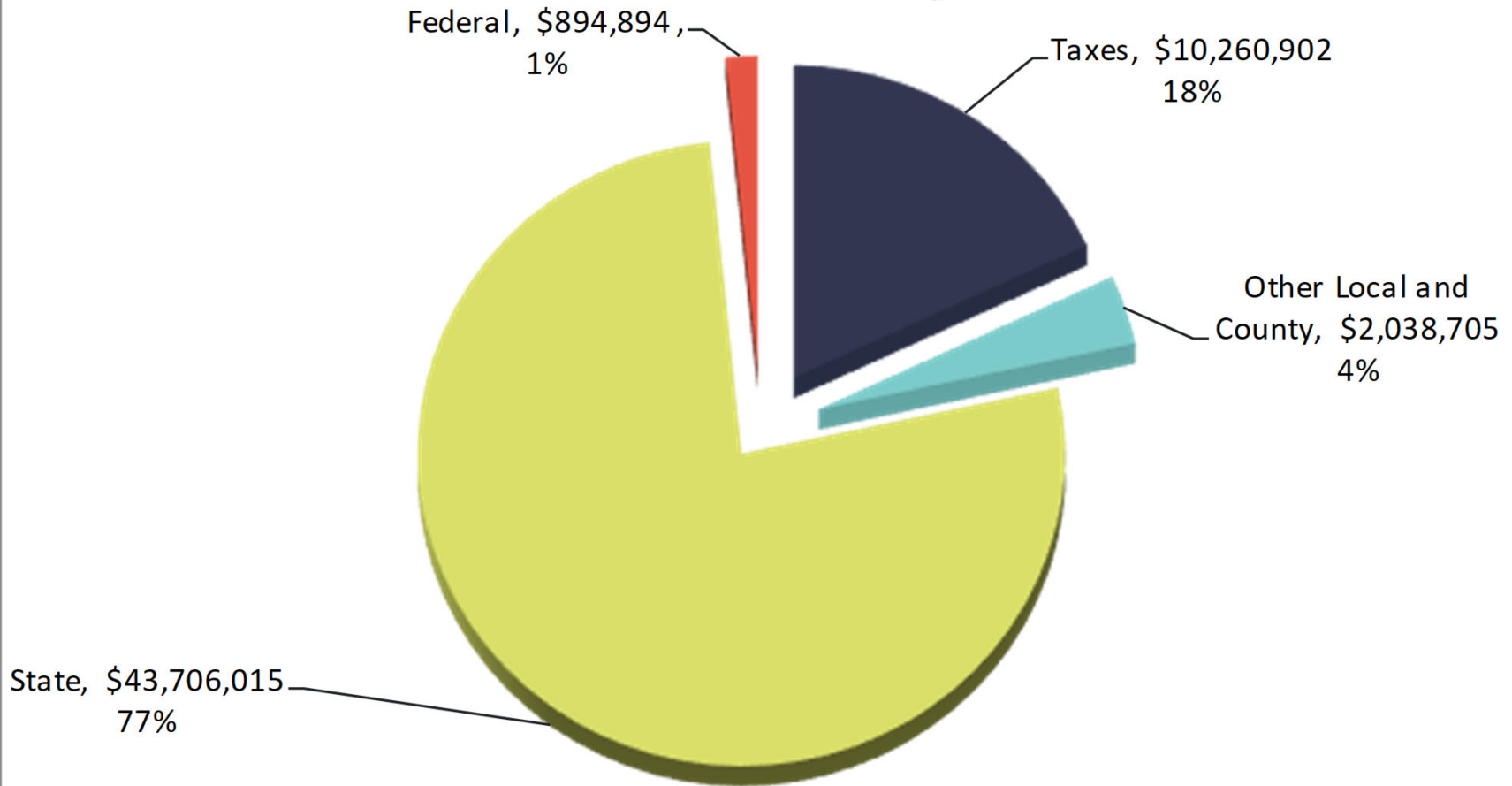
Categories of Fund Balance



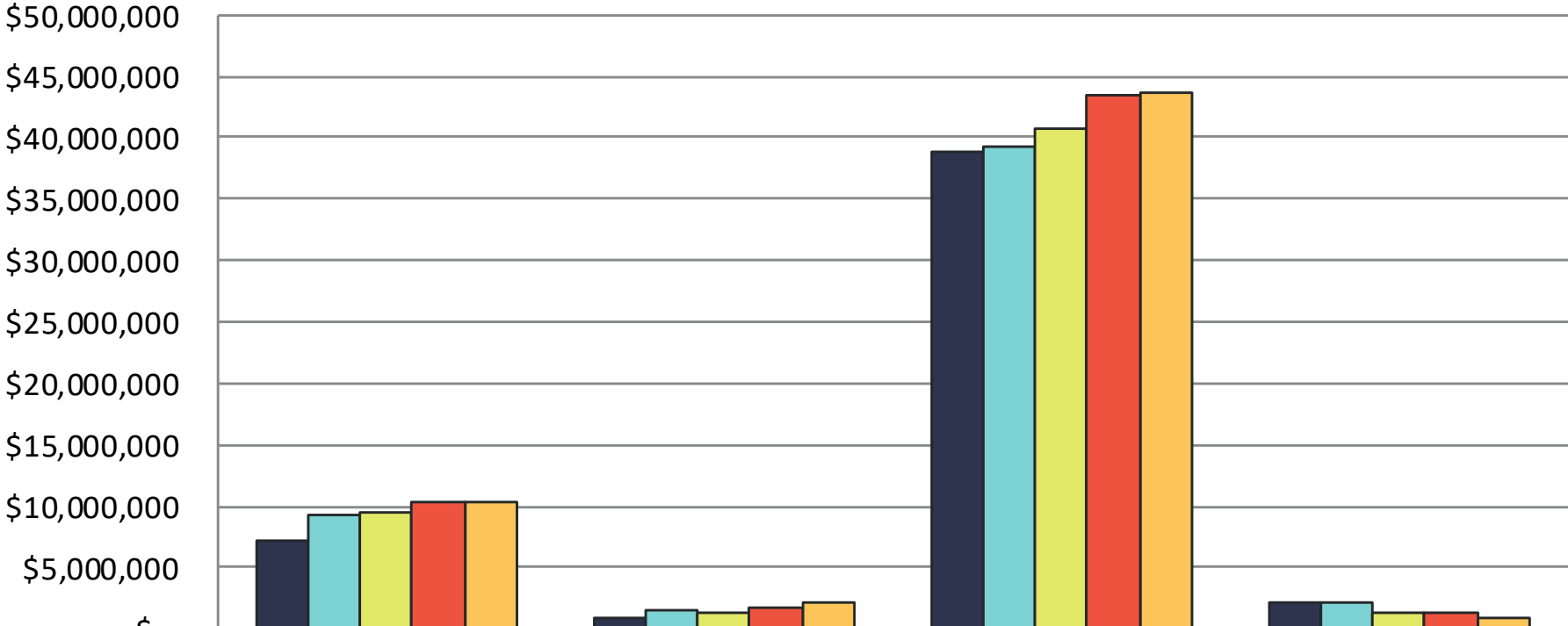
	Food Service Fund Balance	Community Service Fund Balance	Debt Service Fund Balance
■ June 30, 2021	1,520,911	395,718	1,492,365
■ June 30, 2022	3,052,448	751,421	1,763,688
■ June 30, 2023	2,367,367	1,363,554	2,190,875
■ June 30, 2024	2,283,631	1,682,199	2,351,255
■ June 30, 2025	2,464,492	1,793,106	2,314,269



Sources of Revenues for General Fund Year Ended June 30, 2025



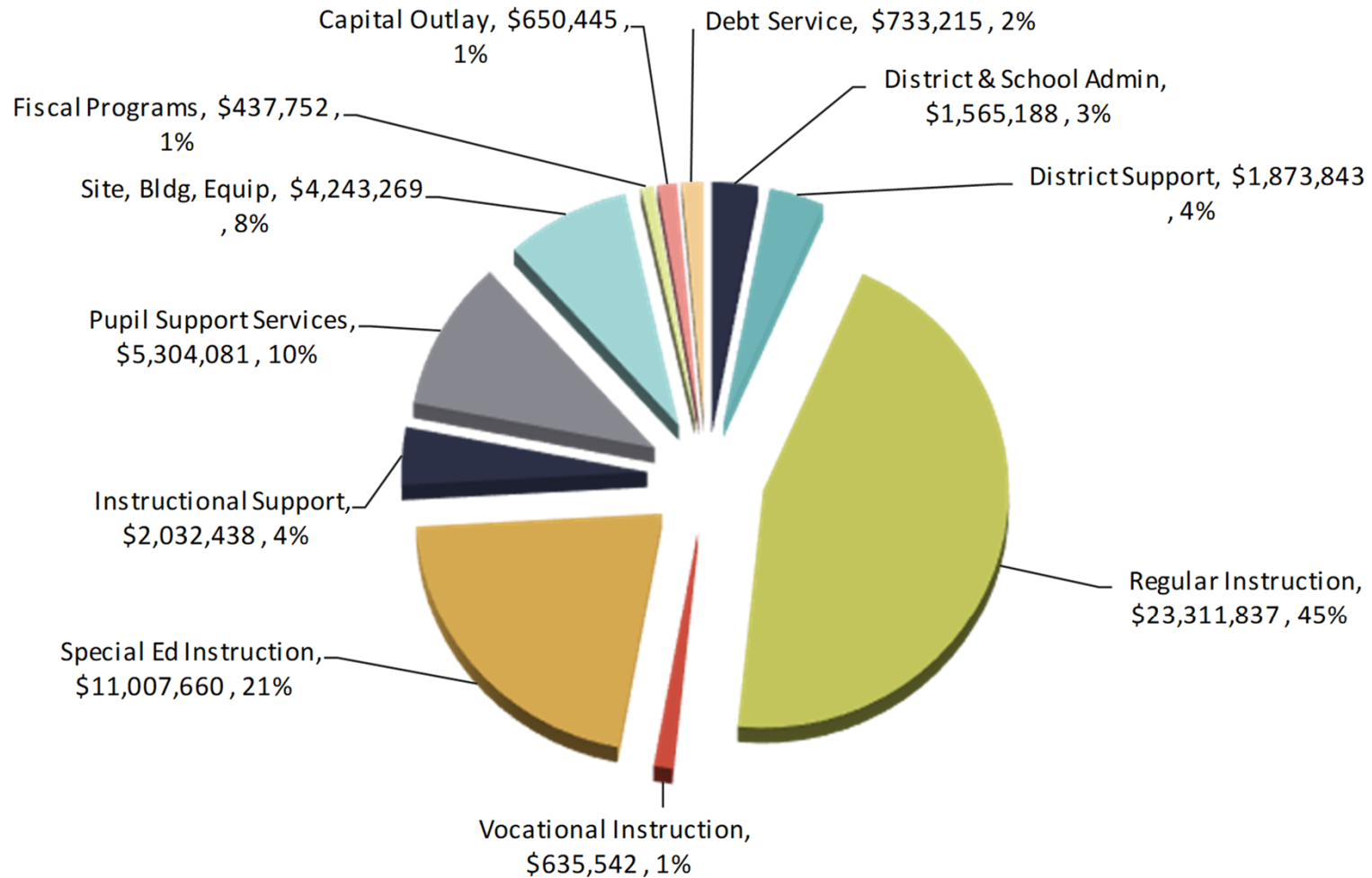
Comparative General Fund Revenues



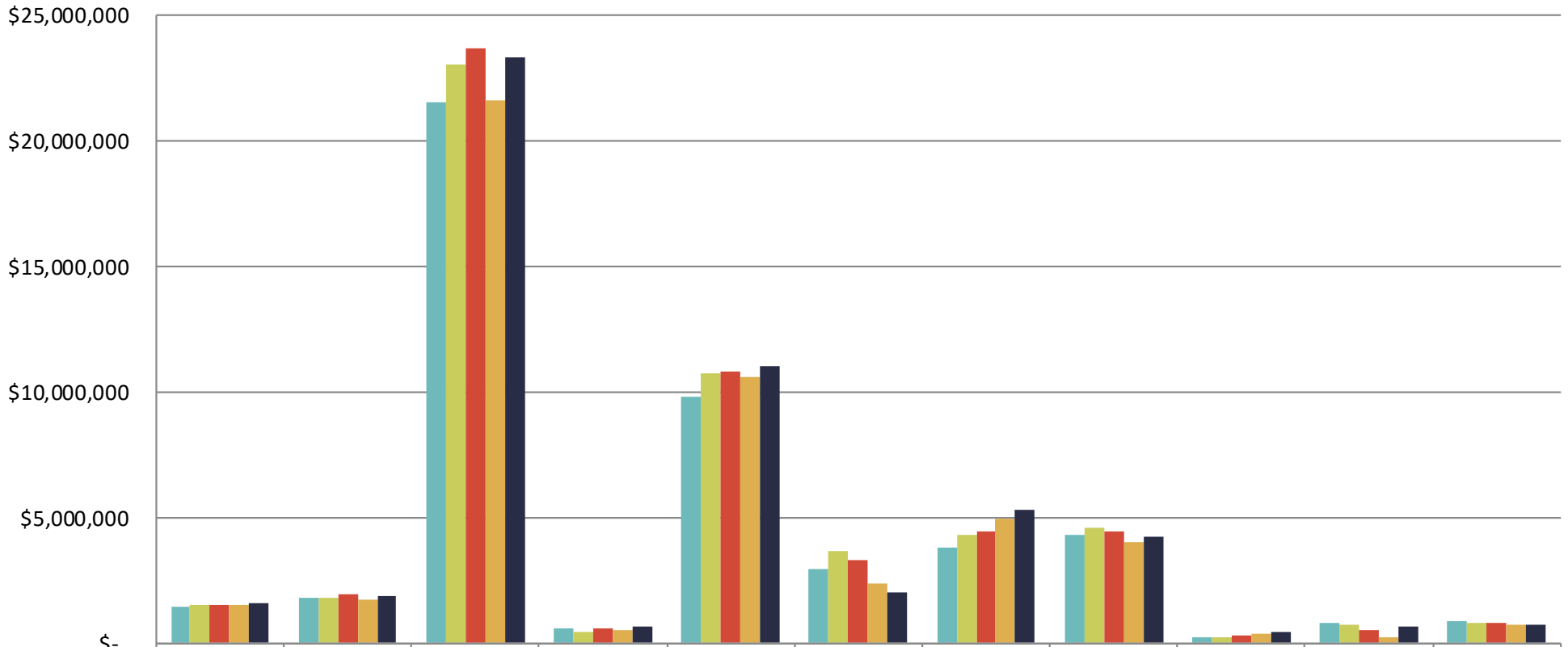
	Taxes	Other Local and County	State	Federal
6/30/2021	\$7,225,981	\$916,026	\$38,867,353	\$2,073,894
6/30/2022	\$9,241,888	\$1,541,416	\$39,356,445	\$2,040,899
6/30/2023	\$9,562,770	\$1,381,797	\$40,808,105	\$1,312,610
6/30/2024	\$10,257,821	\$1,702,471	\$43,525,336	\$1,255,095
6/30/2025	\$10,260,902	\$2,038,705	\$43,706,015	\$894,894



Breakdown of Expenditures by Program for General Fund Year Ended June 30, 2025



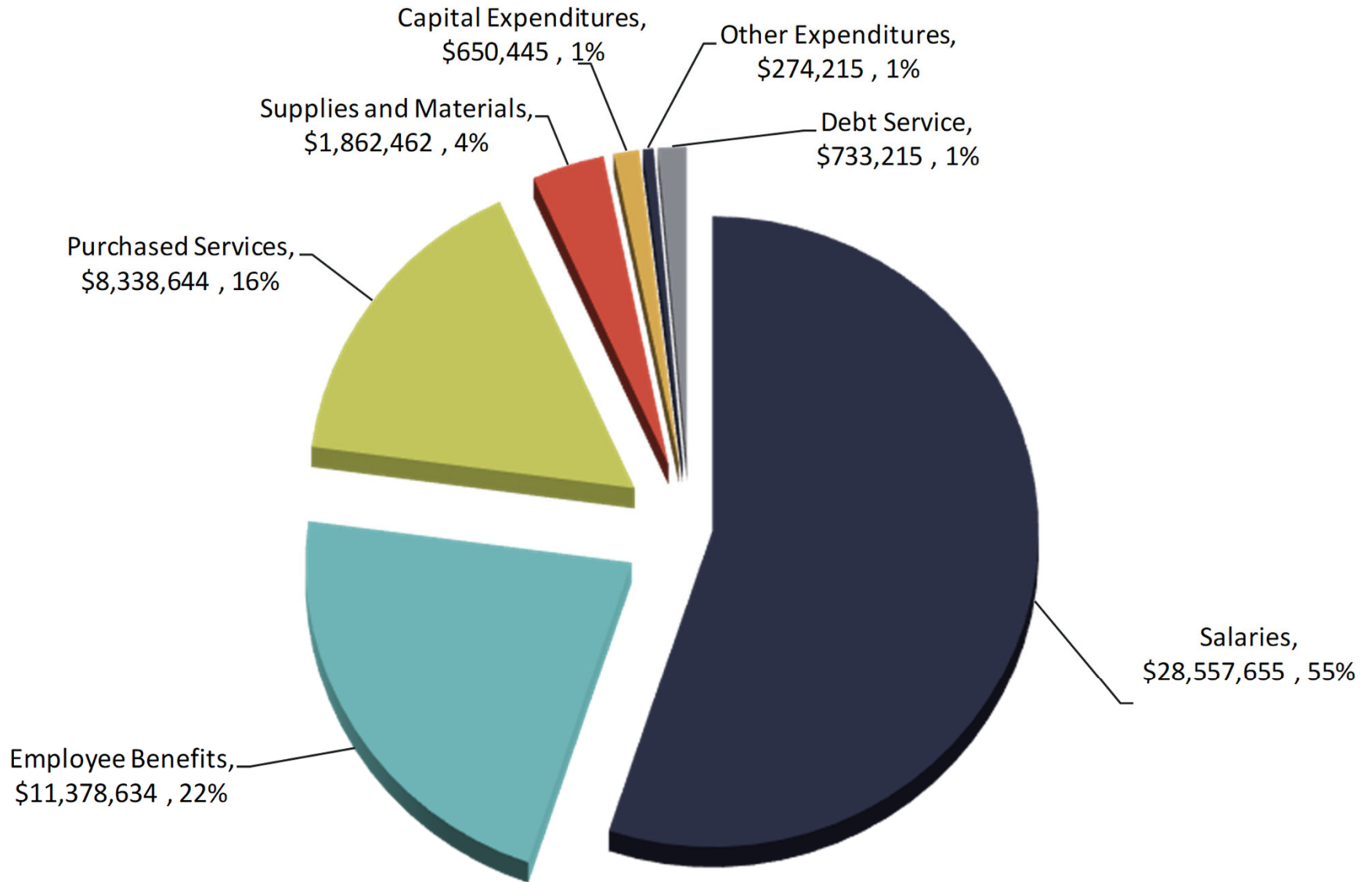
Comparative Expenditures by Program for General Fund



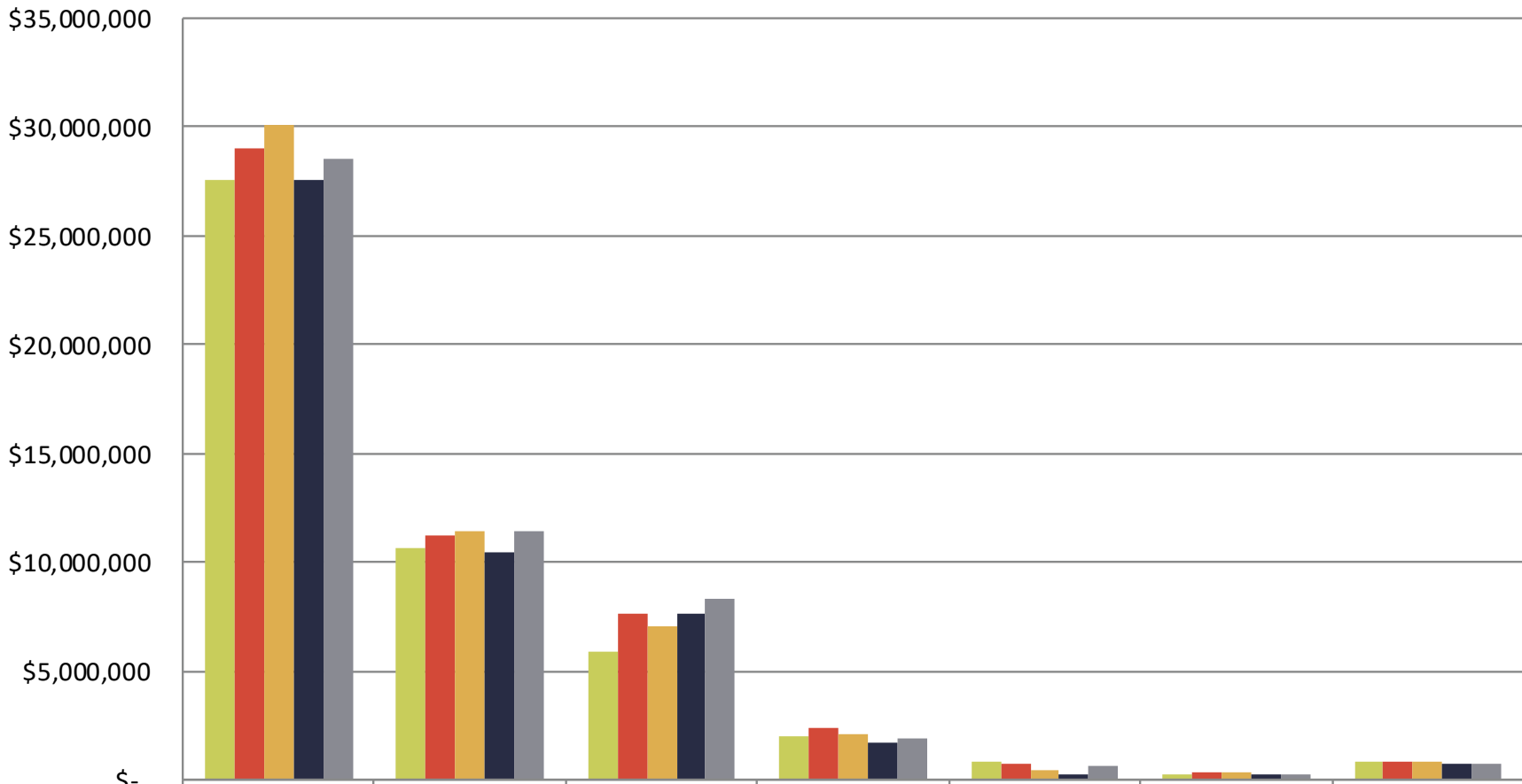
	District & School Admin	District Support	Regular Instruction	Vocational Instruction	Special Ed Instruction	Instructional Support	Pupil Support Services	Site, Bldg, Equip	Fiscal Programs	Capital Outlay	Debt Service
6/30/2021	\$1,441,54	\$1,811,37	\$21,488,5	\$584,008	\$9,801,40	\$2,940,47	\$3,795,86	\$4,273,44	\$243,338	\$797,907	\$856,487
6/30/2022	\$1,512,44	\$1,795,67	\$23,040,4	\$457,852	\$10,734,5	\$3,634,27	\$4,273,13	\$4,619,35	\$263,547	\$721,024	\$788,226
6/30/2023	\$1,504,84	\$1,912,42	\$23,670,1	\$564,802	\$10,795,2	\$3,305,89	\$4,467,96	\$4,464,56	\$272,239	\$484,635	\$817,755
6/30/2024	\$1,488,73	\$1,695,00	\$21,564,0	\$536,073	\$10,567,6	\$2,366,58	\$4,956,47	\$4,032,47	\$385,977	\$230,782	\$757,143
6/30/2025	\$1,565,18	\$1,873,84	\$23,311,8	\$635,542	\$11,007,6	\$2,032,43	\$5,304,08	\$4,243,26	\$437,752	\$650,445	\$733,215



Breakdown of Expenditures by Type for General Fund Year Ended June 30, 2025



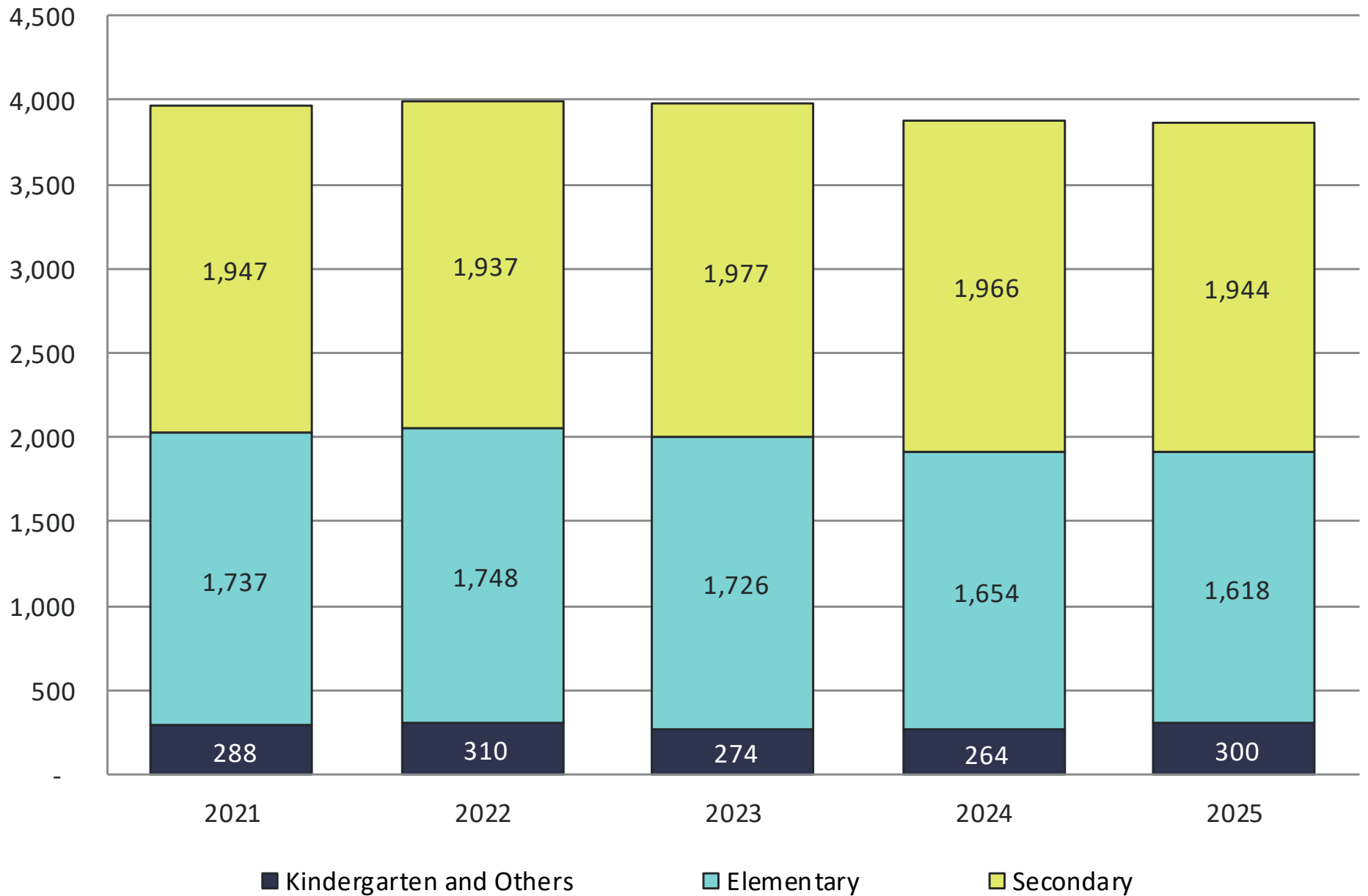
Comparative Expenditures by Function for General Fund



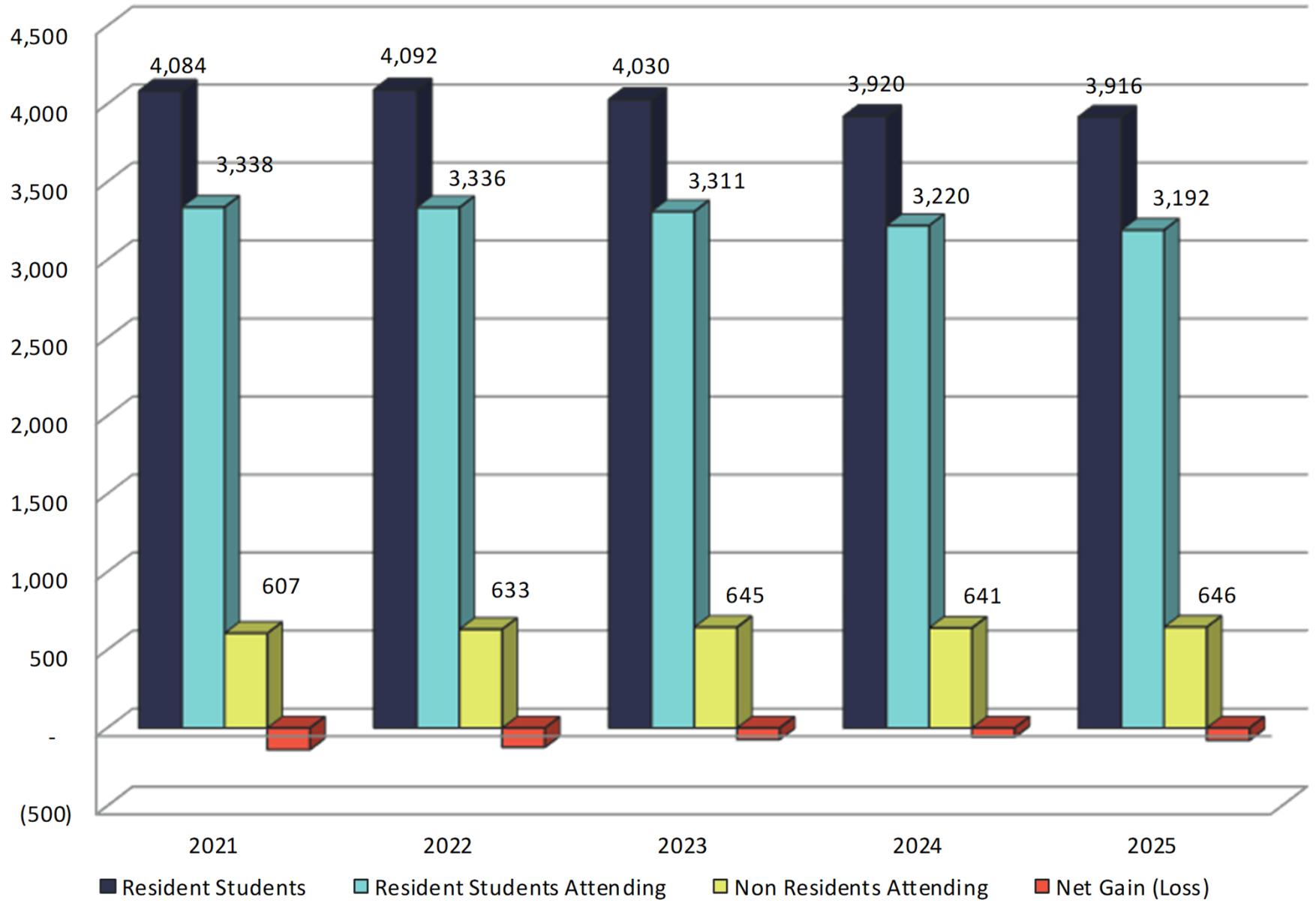
	Salaries	Employee Benefits	Purchased Services	Supplies and Materials	Capital Expenditures	Other Expenditures	Debt Service
6/30/2021	\$27,577,386	\$10,680,704	\$5,875,415	\$1,976,683	\$797,907	\$269,864	\$856,487
6/30/2022	\$28,991,219	\$11,190,355	\$7,579,977	\$2,375,075	\$721,024	\$352,643	\$788,226
6/30/2023	\$30,105,406	\$11,428,694	\$7,021,226	\$2,109,431	\$484,635	\$293,366	\$817,755
6/30/2024	\$27,539,450	\$10,431,334	\$7,607,662	\$1,724,993	\$230,782	\$289,575	\$757,143
6/30/2025	\$28,557,655	\$11,378,634	\$8,338,644	\$1,862,462	\$650,445	\$274,215	\$733,215



Average Daily Memberships

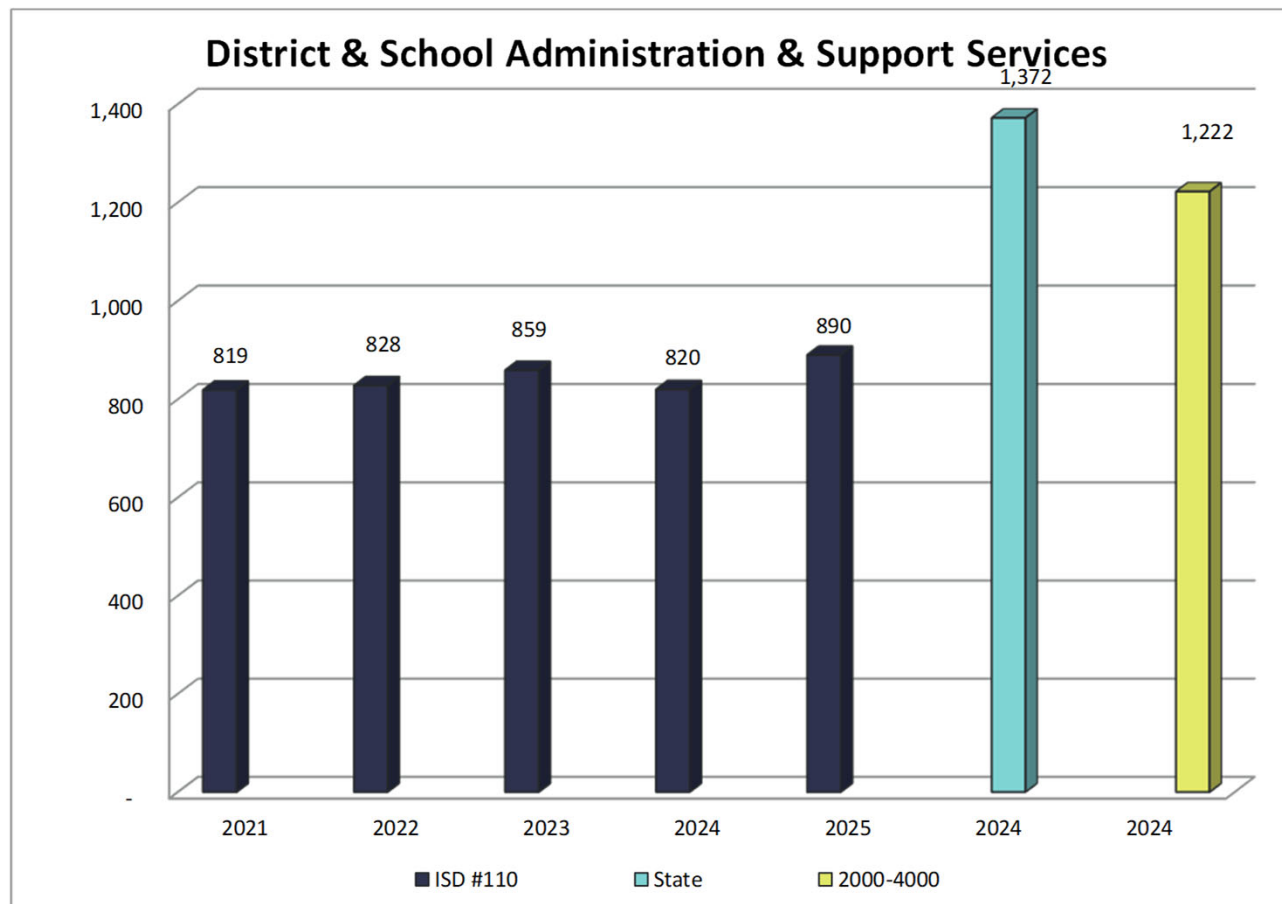


Open Enrollment



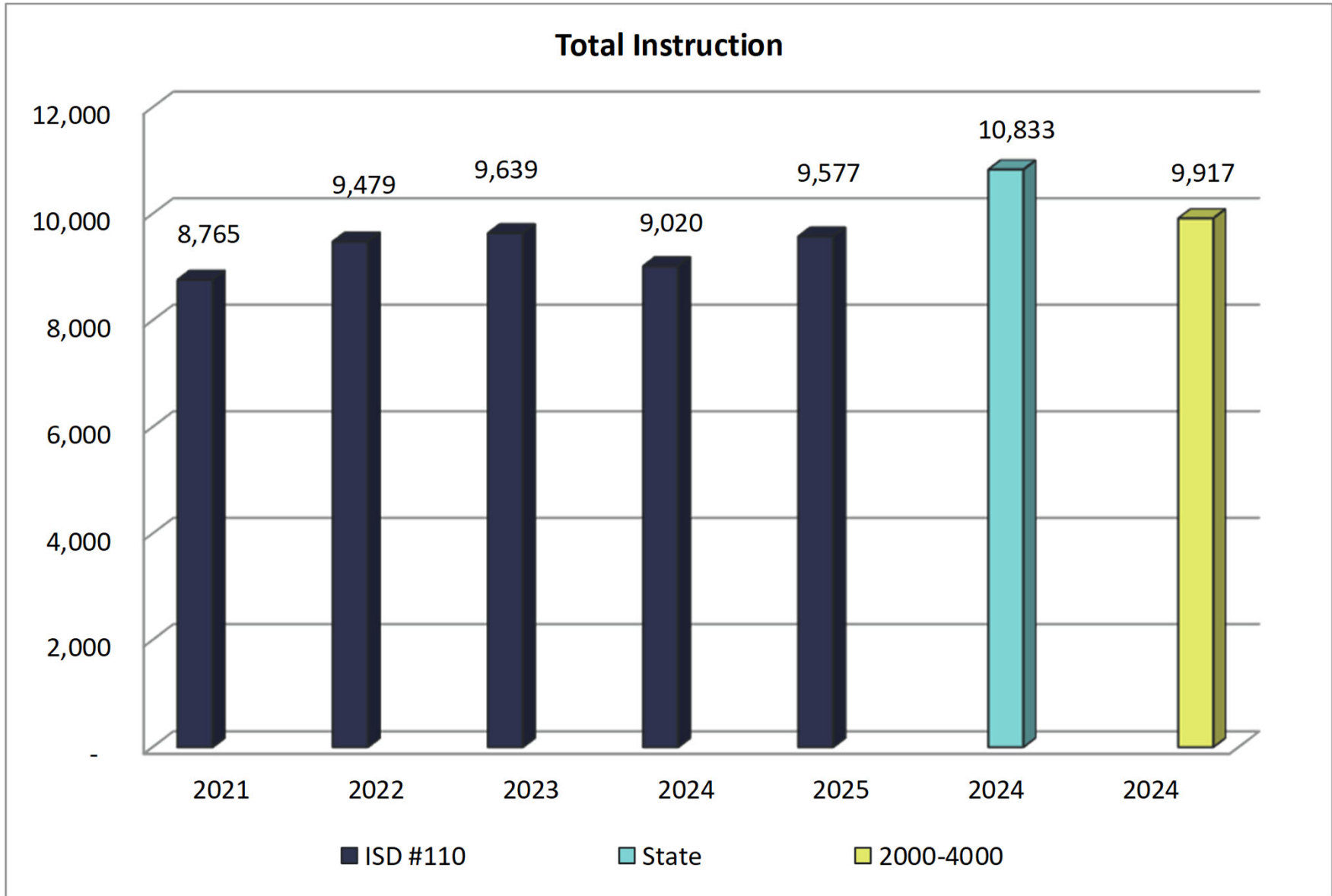
District & School Administration & Support Services

District and School Admin - all costs related to providing administration to the District (Board of Education, Superintendent, Principals, Line administrators, etc.); District Support Services - all activities provided by central office administrators (Business Services, Human Resources, Legal, Data Processing, Other District-Wide Support Activities).



Total Instruction Per ADM

Total Instruction – includes Vocational Instruction, Special Education Instruction, and Instructional Support Services.



Thank you!
*I'd be glad to answer any
questions you may have.*

CliftonLarsonAllen LLP

Troy Gabler, CPA

Principal

Troy.Gabler@CLAConnect.com

763-516-7742



CLAconnect.com



CPAs | CONSULTANTS | WEALTH ADVISORS

©2024 CliftonLarsonAllen LLP. CLA (CliftonLarsonAllen LLP) is an independent network member of CLA Global. See CLAGlobal.com/disclaimer. Investment advisory services are offered through CliftonLarsonAllen Wealth Advisors, LLC, an SEC-registered investment advisor.



The information herein has been provided by CliftonLarsonAllen LLP for general information purposes only. The presentation and related materials, if any, do not implicate any client, advisory, fiduciary, or professional relationship between you and CliftonLarsonAllen LLP and neither CliftonLarsonAllen LLP nor any other person or entity is, in connection with the presentation and/or materials, engaged in rendering auditing, accounting, tax, legal, medical, investment, advisory, consulting, or any other professional service or advice. Neither the presentation nor the materials, if any, should be considered a substitute for your independent investigation and your sound technical business judgment. You or your entity, if applicable, should consult with a professional advisor familiar with your particular factual situation for advice or service concerning any specific matters.

CliftonLarsonAllen LLP is not licensed to practice law, nor does it practice law. The presentation and materials, if any, are for general guidance purposes and not a substitute for compliance obligations. The presentation and/or materials may not be applicable to, or suitable for, your specific circumstances or needs, and may require consultation with counsel, consultants, or advisors if any action is to be contemplated. You should contact your CliftonLarsonAllen LLP or other professional prior to taking any action based upon the information in the presentation or materials provided. CliftonLarsonAllen LLP assumes no obligation to inform you of any changes in laws or other factors that could affect the information contained herein.



WACONIA PUBLIC SCHOOLS

Independent School District #110

For the Fiscal Year Ended June 30, 2025

512 Industrial Boulevard

Waconia, MN 55387

**WACONIA PUBLIC SCHOOLS
INDEPENDENT SCHOOL DISTRICT NO. 110**

**FINANCIAL STATEMENTS AND
SUPPLEMENTARY INFORMATION**

YEAR ENDED JUNE 30, 2025

PREPARED BY

BUSINESS OFFICE STAFF

WACONIA, MINNESOTA

**WACONIA PUBLIC SCHOOLS
INDEPENDENT SCHOOL DISTRICT NO. 110
TABLE OF CONTENTS
YEAR ENDED JUNE 30, 2025**

INTRODUCTORY SECTION	
SCHOOL BOARD AND ADMINISTRATION	1
FINANCIAL SECTION	
INDEPENDENT AUDITORS' REPORT	2
REQUIRED SUPPLEMENTARY INFORMATION	
MANAGEMENT'S DISCUSSION AND ANALYSIS	6
BASIC FINANCIAL STATEMENTS	
STATEMENT OF NET POSITION	19
STATEMENT OF ACTIVITIES	20
BALANCE SHEET – GOVERNMENTAL FUNDS	21
RECONCILIATION OF THE BALANCE SHEET – GOVERNMENTAL FUNDS TO THE STATEMENT OF NET POSITION	23
STATEMENT OF REVENUES, EXPENDITURES, AND CHANGE IN FUND BALANCE – GOVERNMENTAL FUNDS	24
RECONCILIATION OF THE STATEMENT OF REVENUES, EXPENDITURES, AND CHANGE IN FUND BALANCE – GOVERNMENTAL FUNDS TO STATEMENT OF ACTIVITIES	26
STATEMENT OF NET POSITION – PROPRIETARY FUND – INTERNAL SERVICE FUND	28
STATEMENT OF REVENUES, EXPENSES, AND CHANGE IN NET POSITION – PROPRIETARY FUND – INTERNAL SERVICE FUND	29
STATEMENT OF CASH FLOWS – PROPRIETARY FUND – INTERNAL SERVICE FUND	30
STATEMENT OF FIDUCIARY NET POSITION	31
STATEMENT OF CHANGES IN FIDUCIARY NET POSITION	32
NOTES TO BASIC FINANCIAL STATEMENTS	33
REQUIRED SUPPLEMENTARY INFORMATION	
SCHEDULE OF REVENUES, EXPENDITURES, AND CHANGE IN FUND BALANCE – BUDGET AND ACTUAL – GENERAL FUND	75
SCHEDULE OF REVENUES, EXPENDITURES, AND CHANGE IN FUND BALANCE – BUDGET AND ACTUAL – FOOD SERVICE FUND	76
SCHEDULE OF REVENUES, EXPENDITURES, AND CHANGE IN FUND BALANCE – BUDGET AND ACTUAL – COMMUNITY SERVICE FUND	77
SCHEDULE OF CHANGES IN THE DISTRICT'S NET OPEB LIABILITY AND RELATED RATIOS	78
SCHEDULE OF MONEY WEIGHTED RATE OF RETURN ON PLAN ASSETS	80

**WACONIA PUBLIC SCHOOLS
INDEPENDENT SCHOOL DISTRICT NO. 110
TABLE OF CONTENTS
YEAR ENDED JUNE 30, 2025**

SCHEDULE OF THE DISTRICT’S PROPORTIONATE SHARE OF THE NET PENSION LIABILITY	81
SCHEDULE OF THE DISTRICT’S CONTRIBUTIONS	83
NOTES TO REQUIRED SUPPLEMENTARY INFORMATION	85
SUPPLEMENTARY INFORMATION	
GENERAL FUND	
BALANCE SHEET	95
SCHEDULE OF REVENUES, EXPENDITURES, AND CHANGE IN FUND BALANCE – BUDGET AND ACTUAL	96
FOOD SERVICE SPECIAL REVENUE FUND	
BALANCE SHEET	99
SCHEDULE OF REVENUES, EXPENDITURES, AND CHANGE IN FUND BALANCE – BUDGET AND ACTUAL	100
COMMUNITY SERVICE SPECIAL REVENUE FUND	
BALANCE SHEET	101
SCHEDULE OF REVENUES, EXPENDITURES, AND CHANGE IN FUND BALANCE – BUDGET AND ACTUAL	102
DEBT SERVICE FUND	
BALANCE SHEET	103
SCHEDULE OF REVENUES, EXPENDITURES, AND CHANGE IN FUND BALANCE – BUDGET AND ACTUAL	104
CAPITAL PROJECTS FUND	
BALANCE SHEET	105
SCHEDULE OF REVENUES, EXPENDITURES, AND CHANGE IN FUND BALANCE – BUDGET AND ACTUAL	106
UNIFORM FINANCIAL ACCOUNTING AND REPORTING STANDARDS COMPLIANCE TABLE	107
OTHER REQUIRED REPORTS	
INDEPENDENT AUDITORS’ REPORT ON INTERNAL CONTROL OVER FINANCIAL REPORTING AND ON COMPLIANCE AND OTHER MATTERS BASED ON AN AUDIT OF FINANCIAL STATEMENTS PERFORMED IN ACCORDANCE WITH <i>GOVERNMENT AUDITING STANDARDS</i>	108
INDEPENDENT AUDITORS’ REPORT ON MINNESOTA LEGAL COMPLIANCE	110
SCHEDULE OF FINDINGS AND RESPONSES	111

INTRODUCTORY SECTION

**WACONIA PUBLIC SCHOOLS
INDEPENDENT SCHOOL DISTRICT NO. 110
SCHOOL BOARD AND ADMINISTRATION
JUNE 30, 2025**

SCHOOL BOARD

<u>NAME</u>	<u>TERM ON BOARD EXPIRES</u>	<u>BOARD POSITION</u>
Kelly Amott	12/31/26	Chairperson
Jesse Bergstrom	12/31/26	Vice-Chairperson/ Clerk
Kimberly Kelzer-Breedent	12/31/26	Treasurer
Heather Arnita	12/31/28	Director
Melanie Hagen	12/31/26	Director
Ryan Rosin	12/31/28	Director
Amanda Wilson	12/31/28	Director

ADMINISTRATION

Brian Gersich	Superintendent
Pamela Carman	Director of Finance and Operations
District Offices:	Independent School District No. 110 Waconia Public Schools 512 Industrial Boulevard Waconia, Minnesota 55387 952-442-0600

FINANCIAL SECTION



INDEPENDENT AUDITORS' REPORT

Board of Education
Waconia Public Schools
Independent School District No. 110
Waconia, Minnesota

Report on the Audit of the Financial Statements

Opinions

We have audited the accompanying financial statements of the governmental activities, each major fund, and the aggregate remaining fund information of Independent School District No. 110 (the District), as of and for the year ended June 30, 2025, and the related notes to the financial statements, which collectively comprise the District's basic financial statements as listed in the table of contents.

In our opinion, the financial statements referred to above present fairly, in all material respects, the respective financial position of the governmental activities, each major fund, and the aggregate remaining fund information of the District, as of June 30, 2025, and the respective changes in financial position, and, where applicable, cash flows thereof for the year then ended in accordance with accounting principles generally accepted in the United States of America.

Basis for Opinions

We conducted our audit in accordance with auditing standards generally accepted in the United States of America (GAAS) and the standards applicable to financial audits contained in *Government Auditing Standards*, issued by the Comptroller General of the United States. Our responsibilities under those standards are further described in the Auditors' Responsibilities for the Audit of the Financial Statements section of our report. We are required to be independent of the District and to meet our other ethical responsibilities, in accordance with the relevant ethical requirements relating to our audit. We believe that the audit evidence we have obtained is sufficient and appropriate to provide a basis for our audit opinions.

Responsibilities of Management for the Financial Statements

Management is responsible for the preparation and fair presentation of the financial statements in accordance with accounting principles generally accepted in the United States of America, and for the design, implementation, and maintenance of internal control relevant to the preparation and fair presentation of financial statements that are free from material misstatement, whether due to fraud or error.

In preparing the financial statements, management is required to evaluate whether there are conditions or events, considered in the aggregate, that raise substantial doubt about the District's ability to continue as a going concern for twelve months beyond the financial statement date, including any currently known information that may raise substantial doubt shortly thereafter.

Auditors' Responsibilities for the Audit of the Financial Statements

Our objectives are to obtain reasonable assurance about whether the financial statements as a whole are free from material misstatement, whether due to fraud or error, and to issue an auditors' report that includes our opinions. Reasonable assurance is a high level of assurance but is not absolute assurance and therefore is not a guarantee that an audit conducted in accordance with GAAS and *Government Auditing Standards* will always detect a material misstatement when it exists. The risk of not detecting a material misstatement resulting from fraud is higher than for one resulting from error, as fraud may involve collusion, forgery, intentional omissions, misrepresentations, or the override of internal control. Misstatements are considered material if there is a substantial likelihood that, individually or in the aggregate, they would influence the judgment made by a reasonable user based on the financial statements.

In performing an audit in accordance with GAAS and *Government Auditing Standards*, we:

- Exercise professional judgment and maintain professional skepticism throughout the audit.
- Identify and assess the risks of material misstatement of the financial statements, whether due to fraud or error, and design and perform audit procedures responsive to those risks. Such procedures include examining, on a test basis, evidence regarding the amounts and disclosures in the financial statements.
- Obtain an understanding of internal control relevant to the audit in order to design audit procedures that are appropriate in the circumstances, but not for the purpose of expressing an opinion on the effectiveness of the District's internal control. Accordingly, no such opinion is expressed.
- Evaluate the appropriateness of accounting policies used and the reasonableness of significant accounting estimates made by management, as well as evaluate the overall presentation of the financial statements.
- Conclude whether, in our judgment, there are conditions or events, considered in the aggregate, that raise substantial doubt about the District's ability to continue as a going concern for a reasonable period of time.

We are required to communicate with those charged with governance regarding, among other matters, the planned scope and timing of the audit, significant audit findings, and certain internal control related matters that we identified during the audit.

Required Supplementary Information

Accounting principles generally accepted in the United States of America require that the management's discussion and analysis, Schedule of Revenues, Expenditures, and Change in Fund Balance – Budget and Actual – General Fund, Schedule of Revenues, Expenditures, and Change in Fund Balance – Budget and Actual – Food Service Fund, Schedule of Revenues, Expenditures, and Change in Fund Balance – Budget and Actual – Community Service Fund, the Schedule of Changes in the District's Net OPEB Liability and Related Ratios, the Schedule of Money Weighted Rate of Return on Plan Assets, the Schedule of the District's Proportionate Share of the Net Pension Liability, and the Schedule of the District's Contributions, be presented to supplement the basic financial statements. Such information is the responsibility of management and, although not a part of the basic financial statements, is required by the Governmental Accounting Standards Board who considers it to be an essential part of financial reporting for placing the basic financial statements in an appropriate operational, economic, or historical context. We have applied certain limited procedures to the required supplementary information in accordance with GAAS, which consisted of inquiries of management about the methods of preparing the information and comparing the information for consistency with management's responses to our inquiries, the basic financial statements, and other knowledge we obtained during our audit of the basic financial statements. We do not express an opinion or provide any assurance on the information because the limited procedures do not provide us with sufficient evidence to express an opinion or provide any assurance.

Supplementary Information

Our audit for the year ended June 30, 2025 was conducted for the purpose of forming opinions on the financial statements that collectively comprise the District's basic financial statements. The individual fund financial statements and schedules and the Uniform Financial Accounting and Reporting Standards Compliance Table for the year ended June 30, 2025 are presented for purposes of additional analysis and are not a required part of the basic financial statements. Such information is the responsibility of management and was derived from and relates directly to the underlying accounting and other records used to prepare the basic financial statements. The information has been subjected to the auditing procedures applied in the audit of the basic financial statements for the year ended June 30, 2025 and certain additional procedures, including comparing and reconciling such information directly to the underlying accounting and other records used to prepare the basic financial statements or to the basic financial statements themselves, and other additional procedures in accordance with GAAS. In our opinion, the individual fund financial statements and schedules and the Uniform Financial Accounting and Reporting Standards Compliance Table are fairly stated, in all material respects, in relation to the basic financial statements as a whole for the year ended June 30, 2025.

We also previously audited, in accordance with GAAS, the basic financial statements of the District as of and for the year ended June 30, 2024, (not presented herein), and have issued our report thereon dated November 20, 2024 which contained unmodified opinions on the respective financial statements of the governmental activities, each major fund, and the aggregate remaining fund information. The individual fund financial statements and schedules for the year ended June 30, 2024 are presented for purposes of additional analysis and are not a required part of the basic financial statements. Such information is the responsibility of management and was derived from and related directly to the underlying accounting and other records used to prepare the 2024 basic financial statements. The information was subjected to the audit procedures applied in the audit of the 2024 basic financial statements and certain additional procedures, including comparing and reconciling such information directly to the underlying accounting and other records used to prepare those financial statements or to those financial statements themselves, and other additional procedures in accordance with GAAS. In our opinion, the individual fund financial statements and schedules are fairly stated in all material respects in relation to the basic financial statements as a whole for the year ended June 30, 2024.

Other Information

Management is responsible for the other information included in the annual report. The other information comprises the introductory section but does not include the basic financial statements and our auditors' report thereon. Our opinions on the basic financial statements do not cover the other information, and we do not express an opinion or any form of assurance thereon.


In connection with our audit of the basic financial statements, our responsibility is to read the other information and consider whether a material inconsistency exists between the other information and the basic financial statements, or the other information otherwise appears to be materially misstated. If, based on the work performed, we conclude that an uncorrected material misstatement of the other information exists, we are required to describe it in our report.

Report on Summarized Comparative Information

We have previously audited the District's 2024 financial statements, and we expressed unmodified audit opinions on the respective financial statements of the governmental activities, each major fund, and the aggregate remaining fund information in our report dated November 20, 2024. In our opinion the summarized comparative information presented herein as of and for the year ended June 30, 2024 is consistent in all material respects with the audited financial statements from which it has been derived.

Other Reporting Required by Government Auditing Standards

In accordance with *Government Auditing Standards*, we have also issued our report dated November 21, 2025, on our consideration of the District's internal control over financial reporting and on our tests of its compliance with certain provisions of laws, regulations, contracts, and grant agreements and other matters. The purpose of that report is solely to describe the scope of our testing of internal control over financial reporting and compliance and the results of that testing, and not to provide an opinion on the effectiveness of the District's internal control over financial reporting or on compliance. That report is an integral part of an audit performed in accordance with *Government Auditing Standards* in considering the District's internal control over financial reporting and compliance.



CliftonLarsonAllen LLP

Austin, Minnesota
November 21, 2025

REQUIRED SUPPLEMENTARY INFORMATION

**WACONIA PUBLIC SCHOOLS
INDEPENDENT SCHOOL DISTRICT NO. 110
MANAGEMENT'S DISCUSSION AND ANALYSIS
YEAR ENDED JUNE 30, 2025**

This section of Waconia Schools – Independent School District 110's annual financial report presents our discussion and analysis of the District's financial performance during the fiscal year that ended on June 30, 2025. Please read it in conjunction with the District's financial statements, which immediately follows this section.

FINANCIAL HIGHLIGHTS

Key financial highlights for the 2024-2025 fiscal year include the following:

- Total General Fund revenues were \$56,900,516 as compared to \$51,795,270 of expenditures and other financing uses which caused fund balance to increase by \$5,105,246.
- Net position increased by \$8,055,771 due to an increase in state and federal sources.

OVERVIEW OF THE FINANCIAL STATEMENTS

The financial section of the annual report consists of four parts – Independent Auditors' Report, required supplementary information which includes the management's discussion and analysis (this section), the basic financial statements, and supplemental information. The basic financial statements include two kinds of statements that present different views of the District:

- The first two statements are government-wide financial statements that provide both short-term and long-term information about the District's overall financial status.
- The remaining statements are fund financial statements that focus on individual parts of the District, reporting the District's operations in more detail than the government-wide statements.
- The governmental funds statements tell how basic services such as regular and special education were financed in the short term as well as what remains for future spending.
- Proprietary funds statements offer short and long-term financial information about the activities the district operates like businesses.
- Fiduciary funds statements provide information about the financial relationships in which the District acts solely as a trustee or agent for the benefit of others to whom the resources belong.

The financial statements also include notes that explain some of the information in the statements and provide more detailed data.

Government-Wide Statements

The government-wide statements report information about the District as a whole using accounting methods similar to those used by private-sector companies. The Statement of Net Position includes all of the District's assets, deferred outflows of resources, deferred inflows of resources, and liabilities. All of the current year's revenues and expenses are accounted for in the Statement of Activities regardless of when cash is received or paid.

**WACONIA PUBLIC SCHOOLS
INDEPENDENT SCHOOL DISTRICT NO. 110
MANAGEMENT'S DISCUSSION AND ANALYSIS
YEAR ENDED JUNE 30, 2025**

OVERVIEW OF THE FINANCIAL STATEMENTS (CONTINUED)

Government-Wide Statements (Continued)

The two government-wide statements report the District's net position and how they have changed. Net position – the difference between the District's assets, deferred outflows of resources, liabilities, and deferred inflows of resources – is one way to measure the District's financial health or position.

- Over time, increases or decreases in the District's net position is an indicator of whether its financial position is improving or deteriorating, respectively.
- To assess the overall health of the District, you need to consider additional nonfinancial factors such as changes in the District's property tax base and the condition of school buildings and other facilities.

In the government-wide financial statements the District's activities are shown in one category:

- Governmental Activities – Most of the District's basic services are included here, such as regular and special education, transportation, administration, food services, and community education. Property taxes and state aids finance most of these activities.

Fund Financial Statements

The fund financial statements provide more detailed information about the District's funds – focusing on its most significant or "major" funds – not the District as a whole. Funds are accounting devices the District uses to keep track of specific sources of funding and spending on particular programs:

- Some funds are required by state law and by bond covenants.
- The District establishes other funds to control and manage money for particular purposes (e.g., repaying its long-term debts) or to show that it is properly using certain revenues (e.g., federal grants).

The District has three kinds of funds:

- Governmental Funds – Most of the District's basic services are included in governmental funds, which generally focus on (1) how cash and other financial assets that can readily be converted to cash flow in and out and (2) the balances left at year-end that are available for spending. Consequently, the governmental funds statements provide a detailed short-term view that helps to determine whether there are more or fewer financial resources that can be spent in the near future to finance the District's programs. Because this information does not encompass the additional long-term focus of the government-wide statements, we provide additional information at the bottom of the governmental funds statements to explain the relationship or differences.
- Proprietary Funds – Services for which the District charges a fee are generally reported in proprietary funds. Proprietary funds are reported in the same way as the government-wide statements.
 - The District uses internal service funds to report activities that provide supplies and services for the District's other programs and activities. The District currently has one Internal Service Fund for self-insurance of dental benefits.

**WACONIA PUBLIC SCHOOLS
INDEPENDENT SCHOOL DISTRICT NO. 110
MANAGEMENT'S DISCUSSION AND ANALYSIS
YEAR ENDED JUNE 30, 2025**

OVERVIEW OF THE FINANCIAL STATEMENTS (CONTINUED)

Fund Financial Statements (Continued)

- Fiduciary Funds – The District is the trustee, or fiduciary, for assets that belong to others, such as the scholarship funds. The District is responsible for ensuring that the assets reported in these funds are used only for their intended purposes and by those to whom the assets belong. All of the District's fiduciary activities are reported in a separate statement of fiduciary net position and a statement of changes in fiduciary net position. We exclude these activities from the government-wide financial statements because the District cannot use these assets to finance its operations.

FINANCIAL ANALYSIS OF THE DISTRICT AS A WHOLE

Net Position

The District's combined net position was \$1,411,480 on June 30, 2025. This was an increase of 121.2% from the prior year (see Table A-1). Net pension liability decreased by approximately \$11,920,000 and OPEB liability decreased by approximately \$32,000 all related to changes in the assumptions.

**Table A-1
The District's Net Position**

	Governmental Activities		Percentage Change
	2025	2024	
Assets			
Current and Other Assets	\$ 52,854,855	\$ 40,663,988	30.0 %
Capital Assets	122,854,881	122,351,097	0.4
Total Assets	<u>175,709,736</u>	<u>163,015,085</u>	7.8
Deferred Outflows of Resources	7,131,522	8,894,005	(19.8)
Liabilities			
Current Liabilities	16,961,865	15,114,062	12.2
Long-Term Liabilities	132,209,343	139,710,893	(5.4)
Total Liabilities	<u>149,171,208</u>	<u>154,824,955</u>	(3.7)
Deferred Inflows of Resources	<u>32,258,570</u>	<u>23,728,426</u>	35.9
Net Position			
Net Investment in Capital Assets	21,613,750	13,700,964	57.8
Restricted	13,086,637	16,529,363	(20.8)
Unrestricted	(33,288,907)	(36,874,618)	(9.7)
Total Net Position	<u>\$ 1,411,480</u>	<u>\$ (6,644,291)</u>	121.2

**WACONIA PUBLIC SCHOOLS
INDEPENDENT SCHOOL DISTRICT NO. 110
MANAGEMENT'S DISCUSSION AND ANALYSIS
YEAR ENDED JUNE 30, 2025**

FINANCIAL ANALYSIS OF THE DISTRICT AS A WHOLE (CONTINUED)

Changes in Net Position

The District's total revenues were \$74,782,497 for the year ended June 30, 2025. Property taxes and state formula aid accounted for \$51,788,446 of total revenue for the year (see Figure A-1). Another \$16,377,035 came from operating and capital grants. The remainder came from charges for services, other general revenues combined with investment earnings, and program revenues.

**Table A-2
Change in Net Position**

	Governmental Activities for the Fiscal Year Ended June 30,		Total % Change
	2025	2024	
Revenues			
Program Revenues:			
Charges for Services	\$ 4,813,040	\$ 4,856,029	(0.9)%
Operating Grants and Contributions	15,878,046	15,817,807	0.4
Capital Grants and Contributions	498,989	566,826	(12.0)
General Revenues:			
Property Taxes	19,064,611	19,118,954	(0.3)
Unrestricted State Aid	32,723,835	32,595,827	0.4
Investment Earnings	1,216,327	646,779	88.1
Other	587,649	430,396	36.5
Total Revenues	74,782,497	74,032,618	1.0
Expenses			
Administration	2,598,916	1,517,303	71.3
District Support Services	1,961,831	1,832,239	7.1
Regular Instruction	27,215,598	24,701,678	10.2
Vocational Education Instruction	620,652	508,477	22.1
Special Education Instruction	11,140,345	10,300,665	8.2
Instructional Support Services	2,149,012	2,163,792	(0.7)
Pupil Support Services	5,234,994	4,630,979	13.0
Sites and Buildings	5,037,917	4,672,023	7.8
Fiscal and Other Fixed Cost Programs	439,732	387,957	13.3
Food Service	3,269,965	3,477,543	(6.0)
Community Service	4,102,702	3,891,157	5.4
Interest and Fiscal Charges on Long-Term Liabilities	2,955,062	2,872,295	2.9
Total Expenses	66,726,726	60,956,108	9.5
Change in Net Position			
Beginning Net Position	(6,644,291)	(19,720,801)	
Ending Net Position	\$ 1,411,480	\$ (6,644,291)	

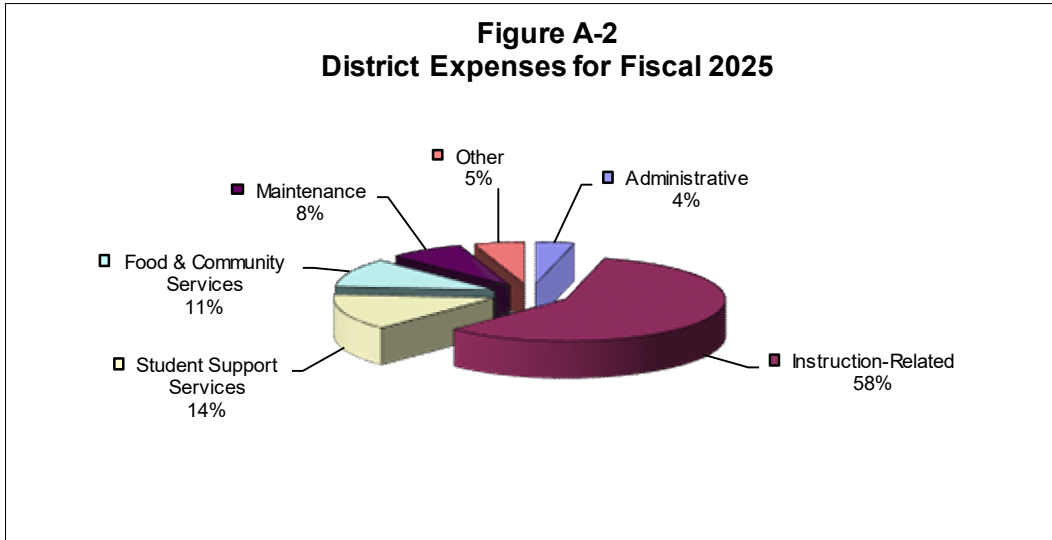
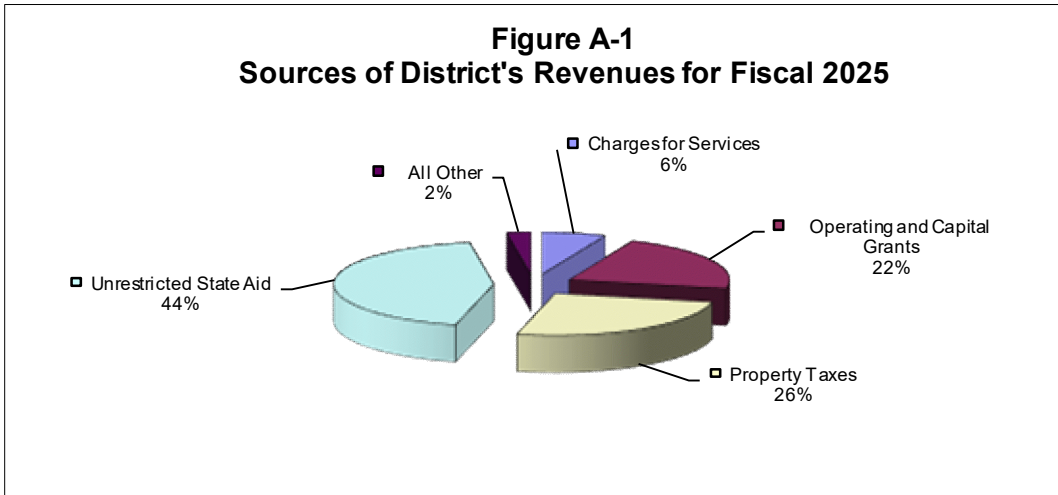
The total cost of all programs and services including interest and fiscal charges was \$66,726,726. Total revenues exceeded expenses by \$8,055,771. Investment earnings increased due to an increase in interest rates. The significant increase in administration expenditures from FY24 to FY25 is largely attributable to the District's implementation of GASB Statement No. 101, *Compensated Absences*. This statement updated the recognition and measurement guidance for compensated absences and associated salary-related payments and amended certain previously required disclosures. GASB 101 became effective for fiscal years beginning after June 15, 2024, making FY25 the first required year of implementation for school districts with a July 1–June 30 fiscal year. The adoption of this new accounting standard resulted in a one-time, non-cash adjustment that increased administration expenditures by \$959,621.

**WACONIA PUBLIC SCHOOLS
INDEPENDENT SCHOOL DISTRICT NO. 110
MANAGEMENT'S DISCUSSION AND ANALYSIS
YEAR ENDED JUNE 30, 2025**

FINANCIAL ANALYSIS OF THE DISTRICT AS A WHOLE (CONTINUED)

The total cost of all governmental activities this year was \$66,726,726.

- Some of the cost was paid by the users of the District's programs \$4,813,040.
- The federal and state governments subsidized certain programs with grants and contributions (\$16,377,035).
- Most of the District's costs, however, were paid for by the District taxpayers and the taxpayers of our state.
- The portion of governmental activities was paid for with \$19,064,611 in property taxes, \$32,723,835 of state aid and \$1,803,976 investment earnings and other general revenues.



**WACONIA PUBLIC SCHOOLS
INDEPENDENT SCHOOL DISTRICT NO. 110
MANAGEMENT'S DISCUSSION AND ANALYSIS
YEAR ENDED JUNE 30, 2025**

FINANCIAL ANALYSIS OF THE DISTRICT AS A WHOLE (CONTINUED)

Typically, the District does not include in an analysis of all governmental funds a breakout of expenses as depicted in Figure A-2. To do so distorts the latitude available to the District to allocate resources to instruction. All governmental funds include not only funds received for the general operation of the district, which are used for classroom instruction, but also includes resources from the entrepreneurial-type funds of Food Service and Community Education, and from resources for fiscal service transactions. Funding for the general operation of the District is controlled by the state and the District does not have the latitude to allocate money received in Food Service or Community Education or for fiscal services to enhance classroom instruction resources. The District cannot take funds from these restricted areas and use the funds to hire teachers to enhance instruction. The above graph, by pooling all expenses, implies that the District does have equal access to all funds to impact classroom instruction. In Minnesota, that is simply not an option.

The total cost of governmental activities, as well as the net cost of these activities, is represented in Table A-3. The net cost represents total cost less program revenues applicable to each category.

**Table A-3
Program Expenses and Net Cost of Services**

	Total Cost of Services		Percentage Change	Net Cost of Services		Percentage Change
	2025	2024		2025	2024	
Administration	\$ 2,598,916	\$ 1,517,303	71.3 %	\$ 2,598,615	\$ 1,538,914	68.9 %
District Support Services	1,961,831	1,832,239	7.1	1,941,069	1,831,311	6.0
Regular Instruction	27,215,598	24,701,678	10.2	24,449,348	21,774,789	12.3
Vocational Education Instruction	620,652	508,477	22.1	607,537	500,311	21.4
Special Education Instruction	11,140,345	10,300,665	8.2	489,127	(641,092)	(176.3)
Instructional Support Services	2,149,012	2,163,792	(0.7)	1,747,480	2,104,036	(16.9)
Pupil Support Services	5,234,994	4,630,979	13.0	5,074,899	4,483,400	13.2
Sites and Buildings	5,037,917	4,672,023	7.8	4,479,925	4,115,568	8.9
Fiscal and Other Fixed Cost Programs	439,732	387,957	13.3	439,732	387,957	13.3
Food Service	3,269,965	3,477,543	(6.0)	41,912	194,265	(78.4)
Community Service	4,102,702	3,891,157	5.4	711,945	553,692	28.6
Interest and Fiscal Charges on Long-Term Liabilities	2,955,062	2,872,295	2.9	2,955,062	2,872,295	2.9
Total	\$ 66,726,726	\$ 60,956,108	9.5	\$ 45,536,651	\$ 39,715,446	14.7

The total cost of all governmental activities for the year ended June 30, 2025 was \$66,726,726.

FINANCIAL ANALYSIS OF THE DISTRICT'S FUNDS

The financial performance of the District as a whole is reflected in its governmental funds as well. As the District completed the year, its governmental funds reported a combined fund balance of \$24,467,061, which is \$9,497,205 more than last year's ending fund balance of \$14,969,856. The increase relates to the increase in state sources and earnings on investments.

**WACONIA PUBLIC SCHOOLS
INDEPENDENT SCHOOL DISTRICT NO. 110
MANAGEMENT'S DISCUSSION AND ANALYSIS
YEAR ENDED JUNE 30, 2025**

GENERAL FUND

The General Fund includes the primary operations of the District in providing educational services to students from kindergarten through grade 12 including pupil transportation activities and capital outlay projects.

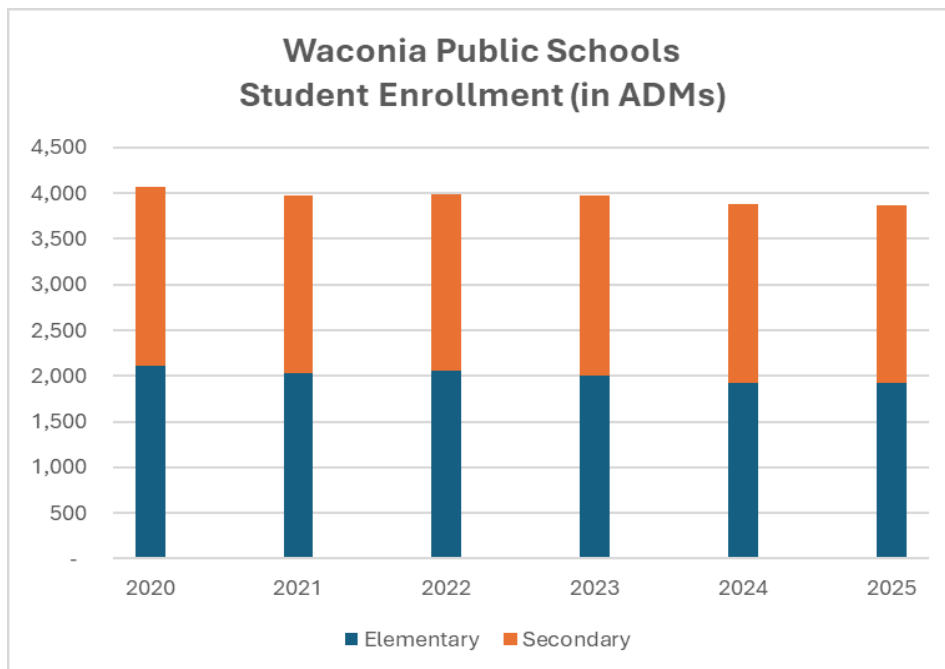
Approximately 96% of General Fund operational revenue is controlled by a complex set of state funding formulas resulting in the local school board having no meaningful authority to determine the level of resources. This includes special education state aid that is based upon a cost reimbursement model which used to provide approximately 68%, but which has dropped to provide less than 60% of personnel expenditures. Other state formulas then determine what portion of the revenue will be provided by property taxes and what portion will come from state aid.

Enrollment

Enrollment is a critical factor in determining revenue with approximately 95% of General Fund revenue being determined by enrollment. The following chart shows that the number of students has decreased slightly through school year 2024-2025.

**Table A-4
Six-Year Enrollment Trend
Average Daily Membership (ADM)**

	2020	2021	2022	2023	2024	2025
Elementary	2,111	2,025	2,058	2,000	1,918	1,918
Secondary	1,959	1,947	1,937	1,977	1,966	1,944
Total Students for Aid	<u>4,070</u>	<u>3,972</u>	<u>3,995</u>	<u>3,977</u>	<u>3,884</u>	<u>3,862</u>
Percent Change	0.47%	-2.41%	0.58%	-0.45%	-2.34%	-0.57%



**WACONIA PUBLIC SCHOOLS
INDEPENDENT SCHOOL DISTRICT NO. 110
MANAGEMENT'S DISCUSSION AND ANALYSIS
YEAR ENDED JUNE 30, 2025**

GENERAL FUND (CONTINUED)

Over the last six years, the District has experienced a decrease in average daily membership of 208 students or 5.11%. The average daily membership decreased during school year 2024-2025 and it is anticipated that the average daily membership will increase in the next five years.

The following schedule presents a summary of General Fund Revenues.

**Table A-5
General Fund Revenues**

Fund	Year Ended		Change	
	June 30, 2025	June 30, 2024	Increase (Decrease)	Percent
Local Sources:				
Property Taxes	\$ 10,260,902	\$ 10,257,821	\$ 3,081	0.0 %
Earnings on Investments	429,245	112,866	316,379	100.0
Other	1,609,460	1,589,605	19,855	1.2
State Sources	43,706,015	43,525,336	180,679	0.4
Federal Sources	894,894	1,255,095	(360,201)	(28.7)
Total General Fund Revenue	<u>\$ 56,900,516</u>	<u>\$ 56,740,723</u>	<u>\$ 159,793</u>	0.3

Total General Fund Revenue increased by \$159,793 or 0.3% over the previous year. Basic general education revenue is determined by multiple state formulas, largely enrollment driven, and consists of an equalized mix of property tax and state aid revenue. Therefore, the mix of property tax and state aid can change significantly from year to year without any net change in total revenue. The state basic general education revenue formula per student increased compared to the prior year. State aid for special education increased compared to the prior year. Although the District saw an increase in state special education aid and a modest reduction in the cross-subsidy, special education funding continues to lag behind the actual costs of providing services to students. The change in state law adjusting special education transportation reimbursement—from 100% of eligible costs in FY25 to 95% in FY26 and 90% beginning in FY27—will also place additional pressure on the District's General Fund over the next several years. The District continues to monitor these impacts closely and remains engaged in statewide conversations about long-term funding solutions that more fully reflect the cost of providing mandated special education services.

**WACONIA PUBLIC SCHOOLS
INDEPENDENT SCHOOL DISTRICT NO. 110
MANAGEMENT'S DISCUSSION AND ANALYSIS
YEAR ENDED JUNE 30, 2025**

GENERAL FUND (CONTINUED)

The following schedule presents a summary of General Fund Expenditures.

**Table A-6
General Fund Expenditures**

	Year Ended		Amount of Increase (Decrease)	Percent Increase (Decrease)
	June 30, 2025	June 30, 2024		
Salaries	\$ 28,557,655	\$ 27,539,450	\$ 1,018,205	3.7 %
Employee Benefits	11,378,634	10,431,334	947,300	9.1
Purchased Services	8,338,644	7,609,018	729,626	9.6
Supplies and Materials	1,862,462	1,724,993	137,469	8.0
Capital Expenditures	650,445	229,426	421,019	183.5
Other Expenditures	1,007,430	1,046,718	(39,288)	(3.8)
Total Expenditures	<u>\$ 51,795,270</u>	<u>\$ 48,580,939</u>	<u>\$ 3,214,331</u>	6.6

Total General Fund expenditures increased by \$3,214,331 or 6.6% from the previous year. Most of this increase was due to an increase in salaries and employee benefits.

The unassigned fund balance for the General Fund was \$3,165,872 as of June 30, 2025. According to Minnesota Statutes, Section 123B.81, subdivision 2, the District is required to report a year-end unreserved General Fund balance exceeding more than 2.50% of its unreserved/undesignated operating expenditures.

General Fund Budgetary Highlights

Following approval of the budget prior to the beginning of the fiscal year, the District revises the annual operating budget in mid-year. These budget amendments typically fall into two categories:

- Implementing budgets for specially funded projects, which include both federal and state grants and reinstating unexpended funds being carried over, and budgeting for student population increases.
- Legislation passes subsequent to budget adoption, changes necessitated by collective bargaining agreements, and increases in appropriations for significant unbudgeted costs.

Actual revenues were \$604,932 more than expected primarily due to an increase in property taxes and other revenue. In addition, investment earnings were more than expected.

The actual expenditures were \$885,655 more than budgeted primarily due to an increase in salaries and employee benefits.

District staff works with the school board, along with representatives from the State of Minnesota in developing a long-term plan to correct its fund balance deficiency. That plan is updated and presented to the board for its approval by January 31st annually.

**WACONIA PUBLIC SCHOOLS
INDEPENDENT SCHOOL DISTRICT NO. 110
MANAGEMENT'S DISCUSSION AND ANALYSIS
YEAR ENDED JUNE 30, 2025**

DEBT SERVICE FUNDS

The Debt Service Fund expenditures and other financing uses exceeded revenues and other financing sources by \$36,986 in FY2025. The remaining fund balance of \$2,314,269 at June 30, 2025 is available for meeting future debt service obligations.

OTHER MAJOR FUNDS

Revenues and other financing sources exceeded expenditures in Food Service Fund by \$180,861 and in the Community Education Fund revenues exceeded expenditures by \$110,907.

From the standpoint of maintaining current operating expenditures within the range of annual revenue and maintaining a sound fund balance, both the Community Service and Food Service Funds continue to operate on a sound financial basis.

INTERNAL SERVICE FUND

Proprietary funds such as the Internal Service Fund are reported using the economic resources measurement focus and the accrual basis of accounting.

CAPITAL ASSET AND DEBT ADMINISTRATION

Capital Assets

By the end of 2025, the District had invested over \$206 million in a broad range of capital assets, including school buildings, athletic facilities, computer and audio-visual equipment, and administrative offices (see Table A-7). (More detailed information about capital assets can be found in Note 4 to the financial statements.)

**Table A-7
The District's Capital Assets**

	<u>2025</u>	<u>2024</u>	<u>Percentage Change</u>
Land	\$ 5,524,742	\$ 5,524,742	-
Construction in Progress	7,414,823	1,981,900	274.1
Land Improvements	6,034,879	6,034,879	-
Buildings and Improvements	176,251,626	176,251,626	-
Equipment	10,823,103	10,538,734	2.7
Right-to-Use Asset	101,387	218,987	(53.7)
Less: Accumulated Depreciation/Amortization	<u>(83,295,679)</u>	<u>(78,199,771)</u>	6.5
Total	<u>\$ 122,854,881</u>	<u>\$ 122,351,097</u>	0.4

Facilities – Next Five Years

The District's facilities, with an average age of 27 years, continue to play a critical role in supporting safe, functional, and modern learning environments. While Bayview Elementary and Southview Elementary remain the oldest buildings at 48 and 43 years respectively, Laketown Elementary and the Learning Center, at 8 and 7 years old, represent the District's newest additions. The District maintains a comprehensive 10-year Long-Term Facilities Maintenance (LTFM) Plan, developed in partnership with SiteLogiq, which prioritizes infrastructure upgrades, deferred maintenance, energy efficiency improvements, and safety enhancements.

**WACONIA PUBLIC SCHOOLS
INDEPENDENT SCHOOL DISTRICT NO. 110
MANAGEMENT'S DISCUSSION AND ANALYSIS
YEAR ENDED JUNE 30, 2025**

CAPITAL ASSET AND DEBT ADMINISTRATION (CONTINUED)

Facilities – Next Five Years (Continued)

During FY25 and FY26, the District completed several planned projects—including indoor air quality (IAQ) upgrades, mechanical improvements, and parking lot maintenance—to address immediate needs and extend the useful life of core building systems. These investments helped stabilize short-term facilities conditions; however, the District's long-range plan continues to identify the need for more substantial capital improvements beginning later in the decade.

Following the November 2025 operating referendum, the District has been strategically evaluating the timing of major facilities investments to balance long-term needs with fiscal capacity. As part of this analysis, the District is exploring the possibility of deferring some larger infrastructure projects to around 2030 to better align with anticipated revenue and operational priorities. Recent legislative changes that allow districts to levy for certain roof replacements through the LTFM program also provide additional flexibility in planning and sequencing these future capital investments. At the same time, the District may need to consider undertaking select essential projects as early as 2028 to ensure buildings remain safe, compliant, and operationally efficient until larger-scale improvements can be implemented.

As the District continues its long-range financial and facilities planning, it will remain critical to align project timing with budget capacity, community expectations, and evolving educational needs. Ongoing evaluation, transparent communication, and disciplined forecasting will help ensure that ISD 110's facilities remain well-maintained, resilient, and supportive of high-quality learning experiences for all students.

Long-Term Liabilities

At year-end, the District had approximately \$106,469,000 in long-term debt, an increase of 2% from last year – as shown in Note 5 to financial statements. This is due to payments on long-term debt.

**Table A-8
The District's Long-Term Liabilities**

	<u>2025</u>	<u>2024</u>	<u>Percentage Change</u>
General Obligation Bonds	\$ 99,490,000	\$ 98,010,000	1.5 %
Net Bond Premium and Discount	2,608,540	1,383,843	88.5
Certificates of Participation Payable	2,225,000	2,370,000	(6.1)
Finance Purchase Agreement	2,105,744	2,456,472	(14.3)
Lease Liability	40,000	91,068	(56.1)
Total	<u>\$ 106,469,284</u>	<u>\$ 104,311,383</u>	2.1
Long-Term Liabilities:			
Due within One Year	\$ 4,563,793	\$ 6,856,796	
Due in More than One Year	101,905,491	97,454,587	
Total	<u>\$ 106,469,284</u>	<u>\$ 104,311,383</u>	

**WACONIA PUBLIC SCHOOLS
INDEPENDENT SCHOOL DISTRICT NO. 110
MANAGEMENT'S DISCUSSION AND ANALYSIS
YEAR ENDED JUNE 30, 2025**

FACTORS BEARING ON THE DISTRICT'S FUTURE

The District has continued to strengthen its financial position following its exit from Statutory Operating Debt. At the same time, ISD 110 faces ongoing cost pressures driven by rising labor costs, market-based wage adjustments necessary to remain competitive, and inflationary increases across operational services. These pressures underscore the importance of disciplined long-term planning to maintain stability and support high-quality educational services.

The majority of District employee contracts are settled through 2026–27, which provides predictability in known personnel costs. Many of the initial settlements were structured with minimal, off-schedule increases in the first two years, resulting in an immediate positive impact on the District's general fund balance. However, these agreements include higher costs in the final years, requiring careful multi-year forecasting to ensure sufficient resources are available when these higher commitments take effect. This structure highlights the need for strategic decision-making now to balance current needs with future obligations.

Rising costs related to Special Education continue to put pressure on the District's budget. Although the State has increased certain categorical aids and adopted measures to help reduce the special education cross-subsidy, these adjustments only partially offset the financial demands of providing mandated services. In addition, the phase-in of reduced special education transportation reimbursement—from 100 percent in FY25 to 95 percent in FY26 and 90 percent in FY27 and thereafter—will shift a greater share of these costs to the District's General Fund. The District remains committed to meeting the diverse needs of students with disabilities, and continued monitoring will be essential to ensure these services remain adequately funded.

Transportation costs more broadly remain a significant pressure point. Like many districts across Minnesota, ISD 110 has experienced cost increases driven by labor market shortages, higher fuel and maintenance costs, and overall inflation in the transportation industry. The District's most recent contract renewal reflected a 9 percent increase, which remains competitive but still represents a substantial escalation in annual expenditures. As these costs continue to rise, the District may need to periodically review its transportation service efficiencies and ridership patterns to ensure resources are used effectively. These transportation-related trends—combined with rising costs across instructional programming, daily operations, maintenance, and student support services—underscore the importance of long-range planning and resource stewardship.

Enrollment trends continue to influence the District's financial outlook. While enrollment remains relatively stable, recent declines—driven primarily by lower birth rates and demographic shifts—create revenue constraints because state funding formulas are primarily enrollment based. Despite recent legislative increases to the general education formula allowance, funding levels still lag inflation, and ISD 110 receives less categorical funding than many neighboring districts. As a result, the District continues to rely heavily on local resources to maintain programming, preserve favorable class sizes, and sustain its longstanding commitment to high-quality educational opportunities.

Despite these challenges, the District remains dedicated to academic excellence, equitable access to learning opportunities, and strong financial stewardship. Continued strategic planning, data-driven decision-making, and transparent communication with stakeholders will be essential as the District navigates these pressures and advances its long-term goals.

**WACONIA PUBLIC SCHOOLS
INDEPENDENT SCHOOL DISTRICT NO. 110
MANAGEMENT'S DISCUSSION AND ANALYSIS
YEAR ENDED JUNE 30, 2025**

CONTACTING THE DISTRICT'S FINANCIAL MANAGEMENT

This financial report is designed to provide our citizens, taxpayers, customers, and investors and creditors with a general overview of the District's finances and to demonstrate the District's accountability for the money it receives. If you have questions about this report or need additional financial information, contact the Business Office, Independent School District 110, 512 Industrial Boulevard, Waconia, Minnesota 55387.

BASIC FINANCIAL STATEMENTS

**WACONIA PUBLIC SCHOOLS
INDEPENDENT SCHOOL DISTRICT NO. 110
STATEMENT OF NET POSITION
JUNE 30, 2025
(WITH SUMMARIZED FINANCIAL INFORMATION AS OF JUNE 30, 2024)**

	Governmental Activities	
	2025	2024
ASSETS		
Cash and Investments	\$ 36,666,623	\$ 24,796,767
Receivables:		
Property Taxes	10,526,471	10,243,288
Due From Other Governments	4,889,383	4,334,452
Other	333,029	252,132
Prepaid Items	350,518	961,463
Inventories	88,831	75,886
Capital Assets:		
Land and Construction in Progress	12,939,565	7,506,642
Other Capital Assets, Net of Depreciation/Amortization	109,915,316	114,844,455
Total Assets	175,709,736	163,015,085
DEFERRED OUTFLOWS OF RESOURCES		
Pension Related	7,055,862	8,766,881
OPEB Related	51,865	120,004
Loss on Refunding	23,795	7,120
Total Deferred Outflows of Resources	7,131,522	8,894,005
LIABILITIES		
Salaries Payable	4,612,528	5,075,366
Accounts and Contracts Payable	3,548,219	1,030,108
Accrued Interest	1,345,187	1,427,270
Due to Other Governmental Units	232,534	201,747
Unearned Revenue:		
Local Sources	342,854	251,334
Long-Term Liabilities:		
Net Pension Liability	24,422,490	36,342,573
Net OPEB Liability	5,881,362	5,913,733
Portion Due Within One Year	6,880,543	7,128,237
Portion Due in More Than One Year	101,905,491	97,454,587
Total Liabilities	149,171,208	154,824,955
DEFERRED INFLOWS OF RESOURCES		
OPEB Related	1,012,239	1,040,430
Pension Related	11,875,570	3,869,935
Property Taxes Levied for Subsequent Year	19,370,761	18,818,061
Total Deferred Inflows of Resources	32,258,570	23,728,426
NET POSITION		
Net Investment in Capital Assets	21,613,750	13,700,964
Restricted for:		
State-Mandated Restrictions	4,768,294	3,350,843
Food Service	2,464,492	2,283,631
Community Service	1,794,999	1,684,204
Debt Service	1,029,040	988,519
Capital Projects - Building Construction	3,029,812	8,222,166
Unrestricted	(33,288,907)	(36,874,618)
Total Net Position	\$ 1,411,480	\$ (6,644,291)

See accompanying Notes to Basic Financial Statements.

**WACONIA PUBLIC SCHOOLS
INDEPENDENT SCHOOL DISTRICT NO. 110
STATEMENT OF ACTIVITIES
YEAR ENDED JUNE 30, 2025
(WITH SUMMARIZED FINANCIAL INFORMATION FOR THE YEAR ENDED JUNE 30, 2024)**

Functions	2025				2024	
	Expenses	Program Revenues		Capital Grants and Contributions	Net Revenue (Expense) and Changes in Net Position	Net Revenue (Expense) and Changes in Net Position
		Charges for Services	Grants and Contributions		Operating	Total
					Grants and Contributions	Governmental Activities
Governmental Activities						
Administration	\$ 2,598,916	\$ -	\$ 301	\$ -	\$ (2,598,615)	\$ (1,538,914)
District Support Services	1,961,831	-	19,778	984	(1,941,069)	(1,831,311)
Regular Instruction	27,215,598	789,661	1,819,769	156,820	(24,449,348)	(21,774,789)
Vocational Education Instruction	620,652	-	13,115	-	(607,537)	(500,311)
Special Education Instruction	11,140,345	301,683	10,349,535	-	(489,127)	641,092
Instructional Support Services	2,149,012	-	313,238	88,294	(1,747,480)	(2,104,036)
Pupil Support Services	5,234,994	11,920	148,175	-	(5,074,899)	(4,483,400)
Sites and Buildings	5,037,917	278,848	26,253	252,891	(4,479,925)	(4,115,568)
Fiscal and Other Fixed Cost Programs	439,732	-	-	-	(439,732)	(387,957)
Food Service	3,269,965	482,098	2,745,955	-	(41,912)	(194,265)
Community Service	4,102,702	2,948,830	441,927	-	(711,945)	(553,692)
Interest and Fiscal Charges on Long-Term Liabilities	2,955,062	-	-	-	(2,955,062)	(2,872,295)
Total Governmental Activities	\$ 66,726,726	\$ 4,813,040	\$ 15,878,046	\$ 498,989	(45,536,651)	(39,715,446)
GENERAL REVENUES						
Property Taxes Levied for:						
General Purposes					10,253,684	10,269,725
Community Service					297,141	267,442
Debt Service					8,513,786	8,581,787
State Aid Not Restricted to Specific Purposes					32,723,835	32,595,827
Earnings on Investments					1,216,327	646,779
Miscellaneous					587,649	430,396
Total General Revenues					<u>53,592,422</u>	<u>52,791,956</u>
CHANGE IN NET POSITION					8,055,771	13,076,510
Net Position - Beginning of Year					<u>(6,644,291)</u>	<u>(19,720,801)</u>
NET POSITION - END OF YEAR					<u>\$ 1,411,480</u>	<u>\$ (6,644,291)</u>

See accompanying Notes to Basic Financial Statements.

**WACONIA PUBLIC SCHOOLS
INDEPENDENT SCHOOL DISTRICT NO. 110
BALANCE SHEET
GOVERNMENTAL FUNDS
JUNE 30, 2025
(WITH SUMMARIZED FINANCIAL INFORMATION AS OF JUNE 30, 2024)**

ASSETS	Major		
	General	Food Service	Community Service
Cash and Investments	\$ 14,540,199	\$ 2,533,615	\$ 2,128,748
Receivables:			
Current Property Taxes	5,631,279	-	137,978
Delinquent Property Taxes	61,041	-	1,893
Due from Other Minnesota School Districts	-	5,530	-
Due from Minnesota Department of Education	4,663,554	-	54,402
Due from Federal through Minnesota Department of Education	19,687	-	-
Due from Other Governmental Units	66,512	-	-
Other Receivables	80,977	-	227,816
Prepaid Items	341,858	3,507	5,153
Inventory	-	88,831	-
Total Assets	\$ 25,405,107	\$ 2,631,483	\$ 2,555,990
LIABILITIES, DEFERRED INFLOWS OF RESOURCES, RESOURCES, AND FUND BALANCES			
LIABILITIES			
Salaries Payable	\$ 4,420,478	\$ 91,432	\$ 100,618
Accounts and Contracts Payable	603,670	17,527	107,981
Due to Other Governmental Units	226,589	4,318	1,627
Unearned Revenue	4,367	53,714	284,773
Total Liabilities	5,255,104	166,991	494,999
DEFERRED INFLOWS OF RESOURCES			
Property Taxes Levied for Subsequent Year	10,432,284	-	265,992
Unavailable Revenue - Delinquent Property Taxes	56,695	-	1,893
Total Deferred Inflows of Resources	10,488,979	-	267,885
FUND BALANCES			
Nonspendable	341,858	92,338	5,153
Restricted for:			
Student Activities	400,557	-	-
Staff Development	178,876	-	-
Literacy Incentive Aid	393,326	-	-
American Indian Education Aid	9,598	-	-
Learning and Development	1,590,182	-	-
Gifted and Talented	131,571	-	-
English Learner	1,164	-	-
Basic Skills Programs	100,287	-	-
School Library Aid	138,355	-	-
Student Support Personnel	124,482	-	-
Safe Schools	324,564	-	-
Community Education Programs	-	-	1,437,789
Early Childhood and Family Educations Programs	-	-	201,935
School Readiness	-	-	115,325
Literacy Aid	159,760	-	-
Teacher Compensation for READ Act Training	52,501	-	-
Long-Term Facilities Maintenance	479,866	-	-
Medical Assistance	683,205	-	-
Other Purposes	-	2,372,154	32,904
Assigned for:			
Assigned for Levy Adjustment	500,000	-	-
Assigned for Health Insurance	700,000	-	-
Assigned for Sinkhole	185,000	-	-
Unassigned	3,165,872	-	-
Total Fund Balances	9,661,024	2,464,492	1,793,106
Total Liabilities, Deferred Inflows of Resources, and Fund Balances	\$ 25,405,107	\$ 2,631,483	\$ 2,555,990

See accompanying Notes to Basic Financial Statements.

**WACONIA PUBLIC SCHOOLS
INDEPENDENT SCHOOL DISTRICT NO. 110
BALANCE SHEET
GOVERNMENTAL FUNDS (CONTINUED)
JUNE 30, 2025
(WITH SUMMARIZED FINANCIAL INFORMATION AS OF JUNE 30, 2024)**

	Funds		Total Governmental	
	Capital Projects	Debt Service	2025	2024
ASSETS				
Cash and Investments	\$ 11,011,968	\$ 6,272,734	\$ 36,487,264	\$ 24,585,506
Receivables:				
Current Property Taxes	-	4,634,302	10,403,559	10,112,836
Delinquent Property Taxes	-	59,978	122,912	130,452
Due from Other Minnesota School Districts	-	-	5,530	1,888
Due from Minnesota Department of Education	-	79,698	4,797,654	4,206,965
Due from Federal through Minnesota Department of Education	-	-	19,687	57,231
Due from Other Governmental Units	-	-	66,512	67,493
Other Receivables	24,236	-	333,029	288,789
Prepaid Items	-	-	350,518	924,806
Inventory	-	-	88,831	75,886
	<u> </u>	<u> </u>	<u> </u>	<u> </u>
Total Assets	<u>\$ 11,036,204</u>	<u>\$ 11,046,712</u>	<u>\$ 52,675,496</u>	<u>\$ 40,451,852</u>
LIABILITIES, DEFERRED INFLOWS OF RESOURCES, RESOURCES, AND FUND BALANCES				
LIABILITIES				
Salaries Payable	\$ -	\$ -	\$ 4,612,528	\$ 5,075,366
Accounts and Contracts Payable	2,802,034	-	3,531,212	1,005,036
Due to Other Governmental Units	-	-	232,534	201,747
Unearned Revenue	-	-	342,854	251,334
Total Liabilities	<u>2,802,034</u>	<u>-</u>	<u>8,719,128</u>	<u>6,533,483</u>
DEFERRED INFLOWS OF RESOURCES				
Property Taxes Levied for Subsequent Year	-	8,672,485	19,370,761	18,818,061
Unavailable Revenue - Delinquent Property Taxes	-	59,958	118,546	130,452
Total Deferred Inflows of Resources	<u>-</u>	<u>8,732,443</u>	<u>19,489,307</u>	<u>18,948,513</u>
FUND BALANCES				
Nonspendable	-	-	439,349	1,000,692
Restricted for:				
Student Activities	-	-	400,557	449,064
Staff Development	-	-	178,876	-
Literacy Incentive Aid	-	-	393,326	205,311
American Indian Education Aid	-	-	9,598	-
Learning and Development	-	-	1,590,182	1,254,488
Gifted and Talented	-	-	131,571	88,444
English Learner	-	-	1,164	-
Basic Skills Programs	-	-	100,287	31,413
School Library Aid	-	-	138,355	70,764
Student Support Personnel	-	-	124,482	52,448
Safe Schools	-	-	324,564	227,365
Community Education Programs	-	-	1,437,789	1,288,135
Early Childhood and Family Educations Programs	-	-	201,935	180,303
School Readiness	-	-	115,325	159,386
Literacy Aid	-	-	159,760	-
Teacher Compensation for READ Act Training	-	-	52,501	-
Long-Term Facilities Maintenance	7,900,656	-	8,380,522	4,435,703
Medical Assistance	-	-	683,205	593,776
Other Purposes	333,514	2,314,269	5,052,841	4,627,610
Assigned for:				
Assigned for Levy Adjustment	-	-	500,000	-
Assigned for Health Insurance	-	-	700,000	-
Assigned for Sinkhole	-	-	185,000	-
Unassigned	-	-	3,165,872	304,954
Total Fund Balances	<u>8,234,170</u>	<u>2,314,269</u>	<u>24,467,061</u>	<u>14,969,856</u>
Total Liabilities, Deferred Inflows of Resources, and Fund Balances	<u>\$ 11,036,204</u>	<u>\$ 11,046,712</u>	<u>\$ 52,675,496</u>	<u>\$ 40,451,852</u>

See accompanying Notes to Basic Financial Statements.

**WACONIA PUBLIC SCHOOLS
INDEPENDENT SCHOOL DISTRICT NO. 110
RECONCILIATION OF THE BALANCE SHEET – GOVERNMENTAL FUNDS
TO THE STATEMENT OF NET POSITION
JUNE 30, 2025
(WITH SUMMARIZED FINANCIAL INFORMATION AS OF JUNE 30, 2024)**

	2025	2024
Total Fund Balance for Governmental Funds	\$ 24,467,061	\$ 14,969,856
Total net position reported for governmental activities in the statement of net position is different because:		
Capital assets used in governmental funds are not financial resources and, therefore, are not reported in the funds. Those assets consist of:		
Land	5,524,742	5,524,742
Construction in Progress	7,414,823	1,981,900
Land Improvements, Net of Accumulated Depreciation	1,764,191	1,922,105
Buildings and Improvements, Net of Accumulated Depreciation	106,401,108	111,136,380
Equipment, Net of Accumulated Depreciation	1,750,017	1,722,775
Right-to-Use Asset, Net of Accumulated Amortization	-	63,195
Some of the District's property taxes will be collected after year-end, but are not available soon enough to pay for the current-period's expenditures and, therefore, are reported as deferred inflows of resources in the funds.		
	118,546	130,452
Interest on long-term debt is not accrued in governmental funds, but rather is recognized as an expenditure when due.		
	(1,345,187)	(1,427,270)
The District's other post employment benefit (OPEB) liability and related deferred inflows and outflows are recorded only on the statement of net position. Balances at year-end are:		
Net OPEB Liability	(5,881,362)	(5,913,733)
Deferred Inflows of Resources - OPEB Related	(1,012,239)	(1,040,430)
Deferred Outflows of Resources - OPEB Related	51,865	120,004
The District's net pension liability and related deferred inflows and outflows are recorded only on the statement of net position. Balances at year-end are:		
Net Pension Liability	(24,422,490)	(36,342,573)
Deferred Inflows of Resources - Pension Related	(11,875,570)	(3,869,935)
Deferred Outflows of Resources - Pension Related	7,055,862	8,766,881
Internal service funds are used by management to charge the costs of dental insurance services to individual funds. The assets and liabilities of the internal service funds are included in governmental activities in the statement of net position. Internal service fund net position at year-end is:		
	162,352	187,064
Long-term liabilities that pertain to governmental funds, including bonds payable, are not due and payable in the current period and, therefore, are not reported as fund liabilities. All liabilities - both current and long-term - are reported in the statement of net position. Balances at year-end are:		
Bonds Payable	(99,490,000)	(98,010,000)
Unamortized Premiums	(2,608,540)	(1,383,843)
Certificates of Participation Payable	(2,225,000)	(2,370,000)
Unamortized Deferred Loss on Refunding	23,795	7,120
Finance Purchase Agreements	(2,105,744)	(2,456,472)
Lease Liability	(40,000)	(91,068)
Compensated Absences Payable	(2,316,750)	(271,441)
Total Net Position of Governmental Activities	\$ 1,411,480	\$ (6,644,291)

See accompanying Notes to Basic Financial Statements.

**WACONIA PUBLIC SCHOOLS
INDEPENDENT SCHOOL DISTRICT NO. 110
STATEMENT OF REVENUES, EXPENDITURES, AND CHANGE IN FUND BALANCE
GOVERNMENTAL FUNDS
YEAR ENDED JUNE 30, 2025
(WITH SUMMARIZED FINANCIAL INFORMATION FOR THE YEAR ENDED JUNE 30, 2024)**

	Major		
	General	Food Service	Community Service
REVENUES			
Local Sources:			
Property Taxes	\$ 10,260,902	\$ -	\$ 297,253
Earnings (Loss) on Investments	429,245	97,867	91,320
Other	1,609,460	482,412	3,312,320
State Sources	43,706,015	1,958,313	546,917
Federal Sources	894,894	766,064	-
Total Revenues	<u>56,900,516</u>	<u>3,304,656</u>	<u>4,247,810</u>
EXPENDITURES			
Current:			
Administration	1,565,188	-	-
District Support Services	1,873,843	-	-
Regular Instruction	23,311,837	-	-
Vocational Education Instruction	635,542	-	-
Special Education Instruction	11,007,660	-	-
Instructional Support Services	2,032,438	-	-
Pupil Support Services	5,304,081	-	-
Sites and Buildings	4,243,269	-	-
Fiscal and Other Fixed Cost Programs	437,752	-	-
Food Service	-	3,041,100	-
Community Service	-	-	4,068,829
Capital Outlay	650,445	97,695	58,386
Debt Service:			
Principal	542,424	-	4,372
Interest and Fiscal Charges	190,791	-	5,316
Total Expenditures	<u>51,795,270</u>	<u>3,138,795</u>	<u>4,136,903</u>
EXCESS (DEFICIENCY) OF REVENUES OVER (UNDER) EXPENDITURES	5,105,246	165,861	110,907
OTHER FINANCING SOURCES (USES)			
Sale of Capital Assets	-	15,000	-
Issuance of Bonds	-	-	-
Lease Purchase Agreement Proceeds	-	-	-
Bond Premium	-	-	-
Payment to Refunded Bond Escrow Agent	-	-	-
Transfers In	-	-	-
Transfers Out	-	-	-
Total Other Financing Sources (Uses)	<u>-</u>	<u>15,000</u>	<u>-</u>
NET CHANGE IN FUND BALANCE	5,105,246	180,861	110,907
Fund Balance - Beginning of Year	<u>4,555,778</u>	<u>2,283,631</u>	<u>1,682,199</u>
FUND BALANCE - END OF YEAR	<u>\$ 9,661,024</u>	<u>\$ 2,464,492</u>	<u>\$ 1,793,106</u>

See accompanying Notes to Basic Financial Statements.

**WACONIA PUBLIC SCHOOLS
INDEPENDENT SCHOOL DISTRICT NO. 110
STATEMENT OF REVENUES, EXPENDITURES, AND CHANGE IN FUND BALANCE
GOVERNMENTAL FUNDS (CONTINUED)
YEAR ENDED JUNE 30, 2025
(WITH SUMMARIZED FINANCIAL INFORMATION FOR THE YEAR ENDED JUNE 30, 2024)**

	Funds		Total Governmental	
	Capital Projects	Debt Service	Funds 2025	2024
REVENUES				
Local Sources:				
Property Taxes	\$ -	\$ 8,518,362	\$ 19,076,517	\$ 19,098,317
Earnings (Loss) on Investments	255,958	333,936	1,208,326	640,662
Other	-	-	5,404,192	5,297,640
State Sources	-	796,977	47,008,222	46,674,384
Federal Sources	-	-	1,660,958	2,183,186
Total Revenues	<u>255,958</u>	<u>9,649,275</u>	<u>74,358,215</u>	<u>73,894,189</u>
EXPENDITURES				
Current:				
Administration	-	-	1,565,188	1,488,735
District Support Services	-	-	1,873,843	1,695,004
Regular Instruction	-	-	23,311,837	21,564,051
Vocational Education Instruction	-	-	635,542	536,073
Special Education Instruction	-	-	11,007,660	10,567,636
Instructional Support Services	-	-	2,032,438	2,366,587
Pupil Support Services	-	-	5,304,081	4,956,478
Sites and Buildings	-	-	4,243,269	4,032,473
Fiscal and Other Fixed Cost Programs	-	-	437,752	385,977
Food Service	-	-	3,041,100	3,180,212
Community Service	-	-	4,068,829	3,889,840
Capital Outlay	5,459,450	-	6,265,976	2,583,571
Debt Service:				
Principal	-	7,200,000	7,746,796	6,644,012
Interest and Fiscal Charges	-	2,490,256	2,686,363	3,523,391
Total Expenditures	<u>5,459,450</u>	<u>9,690,256</u>	<u>74,220,674</u>	<u>67,414,040</u>
EXCESS (DEFICIENCY) OF REVENUES OVER (UNDER) EXPENDITURES	(5,203,492)	(40,981)	137,541	6,480,149
OTHER FINANCING SOURCES (USES)				
Sale of Capital Assets	-	-	15,000	-
Issuance of Bonds	8,680,000	11,105,000	19,785,000	-
Lease Purchase Agreement Proceeds	-	-	-	6,010,000
Bond Premium	660,669	999,222	1,659,891	70,547
Payment to Refunded Bond Escrow Agent	-	(12,100,227)	(12,100,227)	-
Transfers In	-	-	-	91,370
Transfers Out	-	-	-	(179,732)
Total Other Financing Sources (Uses)	<u>9,340,669</u>	<u>3,995</u>	<u>9,359,664</u>	<u>5,992,185</u>
NET CHANGE IN FUND BALANCE	4,137,177	(36,986)	9,497,205	12,472,334
Fund Balance - Beginning of Year	<u>4,096,993</u>	<u>2,351,255</u>	<u>14,969,856</u>	<u>2,497,522</u>
FUND BALANCE - END OF YEAR	<u>\$ 8,234,170</u>	<u>\$ 2,314,269</u>	<u>\$ 24,467,061</u>	<u>\$ 14,969,856</u>

See accompanying Notes to Basic Financial Statements.

**WACONIA PUBLIC SCHOOLS
INDEPENDENT SCHOOL DISTRICT NO. 110
RECONCILIATION OF THE STATEMENT OF
REVENUES, EXPENDITURES, AND CHANGE IN FUND BALANCE
GOVERNMENTAL FUNDS TO STATEMENT OF ACTIVITIES
YEAR ENDED JUNE 30, 2025
(WITH SUMMARIZED FINANCIAL INFORMATION FOR THE YEAR ENDED JUNE 30, 2024)**

	2025	2024
Net Change in Fund Balance-Total Governmental Funds	\$ 9,497,205	\$ 12,472,334

Amounts reported for governmental activities in the statement of activities are different because:

Governmental funds report capital outlays as expenditures. However, in the statement of activities, assets are capitalized and the cost is allocated over their estimated useful lives and reported as depreciation/amortization expense. This is the amount by which depreciation/amortization exceeded capital outlays in the current period.

Capital Outlays	5,732,292	2,624,108
Gain (Loss) on Disposal of Capital Assets	(12,805)	-
Depreciation/Amortization Expense	(5,215,703)	(5,225,398)

Some capital asset additions are financed through finance purchase agreements. In governmental funds, a finance purchase arrangement is considered a source of financing, but in the statement of net position, the obligation is reported as a liability. Repayment of the principal is an expenditure in the governmental funds, but repayment reduces the obligation in the statement of net position.

Principal Payments - Finance Purchase Agreements	350,728	364,400
--	---------	---------

The governmental funds report debt proceeds as financing sources, while repayment of debt principal is reported as an expenditure. In the statement of net position, however, issuing debt increases long-term liabilities and does not affect the statement of activities and repayment of principal reduces the liability. Also, governmental funds report the effect of premiums when debt is first issued, whereas these amounts are amortized in the statement of activities. Interest is recognized as an expenditure in the governmental funds when it is due. In the statement of activities, however, interest expense is recognized as it accrues, regardless of when it is due. The net effect of these differences in the treatment of debt and related items is as follows:

General Obligation Bond Proceeds	(19,785,000)	(6,010,000)
Bond Premium	(1,659,891)	(70,547)
Deferred Loss (Gain) on Refunding	22,172	-
Repayment of Bond Principal	18,305,000	6,090,000
Repayment of Certificate of Participation	145,000	140,000
Repayment of Lease Liability Principal	51,068	49,612
Change in Accrued Interest Expense	82,083	43,615
Amortization of Bond Premium	435,194	407,506
Amortization of Loss on Refunding	(5,497)	(9,676)

See accompanying Notes to Basic Financial Statements.

**WACONIA PUBLIC SCHOOLS
INDEPENDENT SCHOOL DISTRICT NO. 110
RECONCILIATION OF THE STATEMENT OF
REVENUES, EXPENDITURES, AND CHANGE IN FUND BALANCE
GOVERNMENTAL FUNDS TO STATEMENT OF ACTIVITIES (CONTINUED)
YEAR ENDED JUNE 30, 2025
(WITH SUMMARIZED FINANCIAL INFORMATION FOR THE YEAR ENDED JUNE 30, 2024)**

	2025	2024
Delinquent property taxes receivable will be collected this year, but are not available soon enough to pay for the current-period's expenditures and, therefore, are unavailable in the funds.	\$ (11,906)	\$ 20,637
Payment of OPEB benefits are recognized as expenditures at the fund level while the change in the Net OPEB obligation and the related deferred inflows and outflows of resources is recognized in the statement of activities.	(7,577)	(364,891)
Pension expenditures on the governmental funds are measured by current year employee contributions. Pension expenses on the statement of activities is measured by the change in Net Pension Liability and the related deferred inflows and outflows of resources.	2,203,429	2,401,327
In the statement of activities, certain operating expenses - compensated absences - are measured by the amounts earned during the year. In the governmental funds, however, expenditures for these items are measured by the amount of financial resources used (essentially, the amounts actually paid).	(2,045,309)	41,679
Internal service funds are used by the District to charge the costs of employee dental benefits to individual funds. The change in net position of the internal service funds is reported with governmental activities.	(24,712)	101,804
Change in Net Position of Governmental Activities	\$ 8,055,771	\$ 13,076,510

See accompanying Notes to Basic Financial Statements.

**WACONIA PUBLIC SCHOOLS
INDEPENDENT SCHOOL DISTRICT NO. 110
STATEMENT OF NET POSITION
PROPRIETARY FUND
INTERNAL SERVICE FUND
JUNE 30, 2025
(WITH SUMMARIZED FINANCIAL INFORMATION AS OF JUNE 30, 2024)**

	Governmental Activities - Internal Service Funds	
	2025	2024
ASSETS		
Current Assets:		
Cash and Investments	\$ 179,359	\$ 211,261
Due From Other MN School Districts	-	875
Total Assets	179,359	212,136
 LIABILITIES		
Current Liabilities:		
Accounts Payable	17,007	25,072
 NET POSITION		
Unrestricted	\$ 162,352	\$ 187,064

See accompanying Notes to Basic Financial Statements.

**WACONIA PUBLIC SCHOOLS
INDEPENDENT SCHOOL DISTRICT NO. 110
STATEMENT OF REVENUES, EXPENSES, AND CHANGE IN NET POSITION
PROPRIETARY FUND
INTERNAL SERVICE FUND
YEAR ENDED JUNE 30, 2025
(WITH SUMMARIZED FINANCIAL INFORMATION FOR THE YEAR ENDED JUNE 30, 2024)**

	Governmental Activities - Internal Service Funds	
	2025	2024
OPERATING REVENUES		
Charges for Services	\$ 410,182	\$ 455,902
OPERATING EXPENSES		
Dental Insurance Claim Payments	442,895	448,577
OPERATING INCOME (LOSS)	(32,713)	7,325
NONOPERATING INCOME		
Earnings on Investments	8,001	6,117
INCOME (LOSS) BEFORE TRANSFERS	(24,712)	13,442
TRANSFERS IN	-	88,362
CHANGE IN NET POSITION	(24,712)	101,804
Total Net Position - Beginning of Year	187,064	85,260
TOTAL NET POSITION - END OF YEAR	\$ 162,352	\$ 187,064

See accompanying Notes to Basic Financial Statements.

**WACONIA PUBLIC SCHOOLS
INDEPENDENT SCHOOL DISTRICT NO. 110
STATEMENT OF CASH FLOWS
PROPRIETARY FUND
INTERNAL SERVICE FUND
YEAR ENDED JUNE 30, 2025
(WITH SUMMARIZED FINANCIAL INFORMATION FOR THE YEAR ENDED JUNE 30, 2024)**

	2025	2024
CASH FLOWS FROM OPERATING ACTIVITIES		
Receipts from Interfund Services Provided	\$ 410,182	\$ 455,902
Payments for Medical Fees and Insurance Claims	(450,085)	(456,839)
Net Cash Used by Operating Activities	(39,903)	(937)
CASH FLOWS FROM INVESTING ACTIVITIES		
Interest Received	8,001	6,117
CASH FLOWS FROM NONCAPITAL FINANCING	-	88,362
Transfers In		
NET INCREASE (DECREASE) IN CASH AND CASH EQUIVALENTS	(31,902)	93,542
Cash and Cash Equivalents - Beginning of Year	211,261	117,719
CASH AND CASH EQUIVALENTS - END OF YEAR	\$ 179,359	\$ 211,261
Displayed on Combining Statement of Net Position as:		
Cash and Investments	\$ 179,359	\$ 211,261
RECONCILIATION OF OPERATING INCOME (LOSS) TO NET CASH USED BY OPERATING ACTIVITIES		
Operating Income (Loss)	\$ (32,713)	\$ 7,325
Adjustments to Reconcile Operating Income (Loss) to Net Cash Used by Operating Activities:		
Increase (Decrease) in Due From Other School Districts	875	(875)
Increase (Decrease) in Accounts Payable	(8,065)	(4,036)
Increase (Decrease) in Due to Other School Districts	-	(3,351)
Total Adjustments	(7,190)	(8,262)
Net Cash Used by Operating Activities	\$ (39,903)	\$ (937)

See accompanying Notes to Basic Financial Statements.

**WACONIA PUBLIC SCHOOLS
INDEPENDENT SCHOOL DISTRICT NO. 110
STATEMENT OF FIDUCIARY NET POSITION
JUNE 30, 2025**

	Scholarship Custodial Fund	Irrevocable OPEB Trust
ASSETS		
Cash	\$ 29,648	\$ -
Investments:		
MN Trust Money Market Fund	-	558,558
Mutual Funds	-	571,530
Interest Receivable	-	1,920
Total Assets	29,648	1,132,008
 LIABILITIES		
Accounts Payable	-	259
 NET POSITION		
Restricted for Scholarships	29,648	-
Restricted for OPEB Benefits	-	1,131,749
 Total Net Position	\$ 29,648	\$ 1,131,749

See accompanying Notes to Basic Financial Statements.

**WACONIA PUBLIC SCHOOLS
INDEPENDENT SCHOOL DISTRICT NO. 110
STATEMENT OF CHANGES IN FIDUCIARY NET POSITION
YEAR ENDED JUNE 30, 2025**

	Scholarship Custodial Fund	Irrevocable OPEB Trust
	<u> </u>	<u> </u>
ADDITIONS		
Employer Contributions	\$ -	\$ 358,103
Gifts and Donations	12,950	-
Investment Income:		
Net Increase in Fair Value of Investments	-	56,749
Interest and Dividends	-	24,917
Less Investment Expense	-	(259)
Net Investment Income	<u>-</u>	<u>81,407</u>
 Total Additions	 12,950	 439,510
DEDUCTIONS		
OPEB Health Insurance Payments	-	358,103
Administrative Expenses	-	2,739
Scholarships Awarded	10,250	-
Total Deductions	<u>10,250</u>	<u>360,842</u>
 CHANGE IN NET POSITION	 2,700	 78,668
 Net Position - Beginning of Year	 <u>26,948</u>	 <u>1,053,081</u>
 NET POSITION - END OF YEAR	 <u>\$ 29,648</u>	 <u>\$ 1,131,749</u>

See accompanying Notes to Basic Financial Statements.

NOTES TO BASIC FINANCIAL STATEMENTS

**WACONIA PUBLIC SCHOOLS
INDEPENDENT SCHOOL DISTRICT NO. 110
NOTES TO BASIC FINANCIAL STATEMENTS
JUNE 30, 2025**

NOTE 1 SUMMARY OF SIGNIFICANT ACCOUNTING POLICIES

A. Basis of Presentation

The financial statements of Independent School District No. 110 (the District) have been prepared in conformity with accounting principles generally accepted in the United States of America (GAAP) as applied to governmental units. The Governmental Accounting Standards Board (GASB) is the accepted standard setting body for establishing governmental accounting and financial reporting principles. The GASB pronouncements are recognized as accounting principles generally accepted in the United States of America for state and local governments.

B. Financial Reporting Entity

The District is an instrumentality of the state of Minnesota established to function as an educational institution. The elected School Board (the Board) is responsible for legislative and fiscal control of the District. A Superintendent is appointed by the Board and is responsible for administrative control of the District.

Accounting principles generally accepted in the United States of America (GAAP) require that the District's financial statements include all funds, departments, agencies, boards, commissions, and other organizations which are not legally separate from the District. In addition, the District's financial statements are to include all component units - entities for which the District is financially accountable.

Financial accountability includes such aspects as appointing a voting majority of the organization's governing body, significantly influencing the programs, projects, activities, or level of services performed or provided by the organization or receiving specific financial benefits from, or imposing specific financial burden on, the organization. These financial statements include all funds of the District. There are no other entities for which the District is financially accountable.

Student activities of the District are under the School Board's control; therefore, activity is included within the General Fund.

C. Basic Financial Statement Presentation

The government-wide financial statements (i.e., the Statement of Net Position and the Statement of Activities) display information about the reporting government as a whole. These statements include all the financial activities of the District, except for the fiduciary funds.

**WACONIA PUBLIC SCHOOLS
INDEPENDENT SCHOOL DISTRICT NO. 110
NOTES TO BASIC FINANCIAL STATEMENTS
JUNE 30, 2025**

NOTE 1 SUMMARY OF SIGNIFICANT ACCOUNTING POLICIES (CONTINUED)

C. Basic Financial Statement Presentation (Continued)

The statement of activities demonstrates the degree to which the direct expenses of a given function or segment is offset by program revenues. Direct expenses are those that are clearly identifiable with a specific function or segment. Program revenues include charges to customers or applicants who purchase, use, or directly benefit from goods, services, or privileges provided by a given function or segment and grants and contributions that are restricted to meeting the operational or capital requirements of a particular function or segment. Taxes and other items not properly included among program revenues are reported instead as general revenues.

The District applies restricted resources first when an expense is incurred for a purpose for which both restricted and unrestricted net position is available. Depreciation expense that can be specifically identified by function is included in the direct expenses of each function. Interest on long-term debt is considered an indirect expense and is reported separately on the statement of activities. Generally, the effect of material interfund activity has been removed from the government-wide financial statements.

Separate fund financial statements are provided for governmental, proprietary, and fiduciary funds. Major individual governmental funds are reported as separate columns in the fund financial statements. Fiduciary funds are presented in the fiduciary fund financial statements by type: scholarship custodial fund and irrevocable OPEB trust. Since by definition, fiduciary fund assets are being held for the benefit of a third party and cannot be used for activities or obligations of the District, these funds are excluded from the government-wide statements.

The Internal Service Fund is presented in the proprietary fund financial statements. Because the principal users of the internal services are the District's governmental activities, the financial statement of the internal service fund is consolidated into the governmental activities column when presented in the government-wide financial statements. The costs of these services are reported in the appropriate functional activity.

Proprietary funds distinguish operating revenues and expenses from nonoperating items. Operating revenues and expenses generally result from providing services and producing and delivering goods in connection with a proprietary fund's principal ongoing operations. The principal operating revenue of the District's internal service fund is charges for service in the form of insurance premiums. Operating expenses for the internal service fund include the cost of services. All revenues and expenses not meeting this definition are reported as nonoperating revenues and expenses.

The accounting and financial reporting treatment applied is determined by its measurement focus and basis of accounting. The government-wide financial statements are reported using the economic resources measurement focus and the accrual basis of accounting, as are proprietary fund and fiduciary fund financial statements. Revenues are recorded when earned and expenses are recorded when a liability is incurred, regardless of the timing of related cash flows. Property taxes are generally recognized as revenues in the fiscal year for which they are levied, except for amounts advance recognized in accordance with a statutory "tax shift" described later in these notes. Grants and similar items are recognized when all eligibility requirements imposed by the provider have been met.

**WACONIA PUBLIC SCHOOLS
INDEPENDENT SCHOOL DISTRICT NO. 110
NOTES TO BASIC FINANCIAL STATEMENTS
JUNE 30, 2025**

NOTE 1 SUMMARY OF SIGNIFICANT ACCOUNTING POLICIES (CONTINUED)

D. Measurement Focus and Basis of Accounting

Governmental fund financial statements are reported using the current financial resources measurement focus and the modified accrual basis of accounting. Under this basis of accounting transactions are recorded in the following manner:

1. Revenue Recognition

Revenue is recognized when it becomes measurable and available. "Measurable" means the amount of the transaction can be determined and "available" means collectible within the current period or soon enough thereafter to be used to pay liabilities of the current period. Property tax revenue is generally considered as available if collected within 60 days after year-end. State revenue is recognized in the year to which it applies according to Minnesota Statutes and accounting principles generally accepted in the United States of America. Minnesota Statutes include state aid funding formulas for specific fiscal years. Federal revenue is recorded in the year in which the related expenditure is made. Food service sales, community education tuition, and other miscellaneous revenue (except investment earnings) are recorded as revenues when received because they are generally not measurable until then. Investment earnings are recorded when earned because they are measurable and available. A six-month availability period is generally used for other fund revenue.

2. Recording of Expenditures

Expenditures are generally recorded when a liability is incurred. However, expenditures are recorded as prepaid for approved disbursements or liabilities incurred in advance of the year in which the item is to be used. Principal and interest on long-term debt issues are recognized on their due dates.

Description of Funds

The existence of the various District funds has been established by the State of Minnesota, Department of Education. The accounts of the district are organized on the basis of funds, each of which is considered a separate accounting entity. A description of the funds included in this report is as follows:

Major Governmental Funds

General Fund

The General Fund is used to account for all financial resources except those required to be accounted for in another fund. It includes the general operations and pupil transportation activities of the district, as well as the capital related activities such as maintenance of facilities equipment purchases, health and safety projects, and disabled accessibility projects.

**WACONIA PUBLIC SCHOOLS
INDEPENDENT SCHOOL DISTRICT NO. 110
NOTES TO BASIC FINANCIAL STATEMENTS
JUNE 30, 2025**

NOTE 1 SUMMARY OF SIGNIFICANT ACCOUNTING POLICIES (CONTINUED)

D. Measurement Focus and Basis of Accounting (Continued)

Description of Funds (Continued)

Major Governmental Funds (Continued)

Food Service Special Revenue Fund

The Food Service Fund is used to account for food service revenues and expenditures. Revenues consist of user fees, and state and federal reimbursements restricted for the Food Service Fund.

Community Service Special Revenue Fund

The Community Service Fund is used to account for services provided to residents in the areas of recreation, civic activities, nonpublic pupils, veterans, adult or early childhood programs, K-6 extended day programs or other similar services. Revenues consist of local property taxes, state tax credits, user fees, and state aids restricted for the Community Service Fund.

Capital Projects Fund

The Capital Projects Fund is used to account for financial resources used for the acquisition or construction of major capital facilities.

Debt Service Fund

The Debt Service Fund is used to account for the accumulation of resources for, and payment of, general long-term obligation bond principal, interest, and related costs.

Proprietary Fund

Internal Service Fund

The Internal Service Fund accounts for financing of goods or services provided by one department to other departments or agencies of the government, or to other governments, on a cost-reimbursement basis. The District's Internal Service Fund includes its self-insured dental insurance plan for its employees.

Fiduciary Funds

Scholarship Custodial Fund

The Scholarship Custodial Fund is used to account for money held by the District in a custodial capacity, where both the principal and interest may be spent.

Other Postemployment Benefits Irrevocable Trust Fund

The Other Postemployment Benefits Irrevocable Fund is used for reporting resources set aside and held in an irrevocable trust arrangement for postemployment benefits.

**WACONIA PUBLIC SCHOOLS
INDEPENDENT SCHOOL DISTRICT NO. 110
NOTES TO BASIC FINANCIAL STATEMENTS
JUNE 30, 2025**

NOTE 1 SUMMARY OF SIGNIFICANT ACCOUNTING POLICIES (CONTINUED)

E. Budgeting

Budgets presented in this report for comparison to actual amounts are presented in accordance with accounting principles generally accepted in the United States of America. Each June, the School Board adopts an annual budget for the following fiscal year for the General, Food Service, Community Service, and Debt Service Funds. The approved budget is published in summary form in the District's legal newspaper by October 1 of each year. Reported budget amounts represent the amended budget as adopted by the School Board. Legal budgetary control is at the fund level.

Procedurally, in establishing the budgetary data reflected in these financial statements, the Superintendent submits to the School Board prior to July 1, a proposed operating budget for the fiscal year commencing July 1. The operating budget includes proposed expenditures and the means to finance them. The budget is legally enacted by School Board action. Revisions to budgeted amounts must be approved by the School Board. Individual amendments were not material in relation to the original appropriations.

Total fund expenditures in excess of the budget require approval of the School Board. Spending control is established by the amount of expenditures budgeted for the fund, but management control is exercised at line-item levels.

Budget provisions for the Debt Service Fund are set by state law governing required debt service levels.

F. Cash and Investments

Cash and investments consist of interest-bearing accounts, certificates of deposit, government and municipal securities, money markets, and deposits in the Minnesota Trust Investment Shares Portfolio.

Cash balances from all funds, except the OPEB Irrevocable Trust Fund, are combined and invested to the extent available in various securities as authorized by Minnesota Statutes. Earnings from the pooled investments are allocated to the respective funds on the basis of applicable cash balance participation by each fund.

G. Accounts Receivable

Represents amounts receivable from MDE and other governments for goods and services furnished by the District. No substantial losses are anticipated from present receivable balances, therefore, no allowance for uncollectible accounts is deemed necessary. The only receivables not expected to be collected within one year are property taxes receivable.

**WACONIA PUBLIC SCHOOLS
INDEPENDENT SCHOOL DISTRICT NO. 110
NOTES TO BASIC FINANCIAL STATEMENTS
JUNE 30, 2025**

NOTE 1 SUMMARY OF SIGNIFICANT ACCOUNTING POLICIES (CONTINUED)

H. Inventories

Inventories are recorded using the consumption method of accounting and consist of purchased food and other supplies on hand at year end, and surplus commodities received from the federal government. Food and supply purchases are recorded at invoice cost, computed on a first-in, first-out method, and surplus commodities are stated at standardized cost, as determined by the Department of Agriculture.

I. Prepaid Items

Certain payments to vendors reflect costs applicable to future accounting periods and are recorded as prepayments. Prepaid items are expensed during the periods benefitted. Prepaid items are recorded using the consumption method of accounting.

J. Property Taxes

Property tax levies are established by the School Board in December each year and are certified to the County for collection the following calendar year. In Minnesota, counties act as collection agents for all property taxes and are responsible for spreading all levies over taxable property. Such taxes become a lien on January 1. Taxes are generally due on May 15 and October 15, and counties generally remit taxes to Districts at periodic intervals as they are collected. A portion of property taxes levied is paid through state credits which are included in revenue from state sources in the financial statements.

Generally, tax revenue is recognized in the fiscal year ending June 30, following the calendar year in which the tax levy is collectible, while the current calendar year tax levy is recorded as unavailable revenue (property taxes levied for subsequent year). The majority of District revenue in the General Fund (and to a lesser extent in the District's Community Service Special Revenue Fund) is determined annually by statutory funding formulas. The total revenue allowed by these formulas is then allocated between taxes and state aids by the Legislature based on education funding priorities. Changes in this allocation are periodically accompanied by a change in property tax revenue recognition referred to as the "tax shift." In the Debt Service Fund, all property taxes collected in a calendar year are recorded as revenue in the fiscal year which begins July 1 of that calendar year.

In accordance with state law, the current tax shift consists of an amount equal to 31% of the operating levy that was in place for the District's 2000 Pay 2001 levy, which is frozen at \$310,967. Certain other portions of the District's 2024 Pay 2025 levy, normally revenue for the 2025-2026 fiscal year, are also advance recognized at June 30, 2025, as required by state statute to match revenue with the same fiscal year as the related expenditures.

**WACONIA PUBLIC SCHOOLS
INDEPENDENT SCHOOL DISTRICT NO. 110
NOTES TO BASIC FINANCIAL STATEMENTS
JUNE 30, 2025**

NOTE 1 SUMMARY OF SIGNIFICANT ACCOUNTING POLICIES (CONTINUED)

J. Property Taxes (Continued)

Taxes that remain unpaid are classified as delinquent taxes receivable. Revenue from these delinquent property taxes that is not collected within 60 days of year-end is unavailable because it is not known to be available to finance the operations of the District in the current year. No allowance for uncollectible taxes has been provided as such amounts are not expected to be material. Current levies of local taxes, less the amount recognized as revenue in the current period, including portions assumed by the State which will be recognized as revenue in the next fiscal year beginning July 1, 2025, are included in Property Taxes Levied for Subsequent Year to indicate that, while they are current assets, they will not be recognized as revenue until the following year.

K. Capital Assets

Capital assets are capitalized at historical cost, or estimated historical cost for assets where actual historical cost is not available. Donated assets are recorded as capital assets at their acquisition value at the date of donation. The District maintains a threshold level of \$5,000 or more for capitalizing capital assets. For bulk purchases of furniture, textbooks, or technology, the capitalization threshold is \$100,000 in aggregate. The cost of normal maintenance and repairs that do not add to the value of the asset or materially extend asset lives are not capitalized.

Capital assets are recorded in the government-wide financial statement, but are not reported in the Fund financial statements. Capital assets are depreciated using the straight-line method over their estimated useful lives. Since surplus assets are sold for an immaterial amount when declared as no longer needed for public school purpose by the District, no salvage value is taken into consideration for depreciation purposes. Useful lives vary from 20 to 50 years for land improvements and buildings, and 5 to 15 years for equipment.

Right-to-use lease assets are initially measured at the present value of payments expected to be made during the lease term, adjusted for lease payments made at or before the lease commencement date, plus certain initial direct costs. Subsequently, the lease asset is amortized in a systematic and rational manner over the shorter of the lease term or the useful life of the underlying asset.

Capital assets not being depreciated include land and construction in progress.

The District does not possess any material amounts of infrastructure capital assets. Items such as sidewalks and other land improvements are considered to be part of the cost of buildings or other improvable property.

**WACONIA PUBLIC SCHOOLS
INDEPENDENT SCHOOL DISTRICT NO. 110
NOTES TO BASIC FINANCIAL STATEMENTS
JUNE 30, 2025**

NOTE 1 SUMMARY OF SIGNIFICANT ACCOUNTING POLICIES (CONTINUED)

L. Deferred Outflows of Resources

In addition to assets, the statement of net position reports a separate section for deferred outflows of resources. This separate financial statement element represents a consumption of net assets that applies to a future period. The District will not recognize the related outflows until a future event occurs.

The District has three types of items. The first type, *pension related*, is related to differences in actual and projected earnings on plain investments, changes in assumptions, differences in expected and actual economic experience, changes in proportionate share and contributions subsequent to the measurement date. The second type, *other postemployment benefit related*, is related to contributions subsequent to the measurement date. The third type is the loss on a bond refunding transaction that will be recognized over the life of the refunding bonds.

M. Long-Term Obligations

In the government-wide financial statements, long-term debt and other long-term obligations are reported as liabilities in the applicable governmental activities. Bond premiums and discounts are amortized over the life of the bonds using the straight-line method, which approximates the effective interest rate method. Bonds payable are reported net of the applicable bond premium or discount.

In the fund financial statements, governmental fund types recognize bond premiums and discounts, as well as bond issuance costs, during the current period. The face amount of debt issued is reported as other financing sources. Premiums received on debt issuances are reported as other financing sources while discounts on debt issuances are reported as other financing uses. Issuance costs, whether or not withheld from the actual debt proceeds received, are reported as debt service expenditures.

N. Accrued Employee Benefits

1. Compensated Absences

Vacation Pay and Sick Leave

The liability for compensated absences reported in the government-wide statements consists of leave that has not been used that is attributable to services already rendered, accumulates and is more likely than not to be used for time off or otherwise paid in cash or settled through noncash means. The liability also includes amounts for leave that has been used for time off but has not yet been paid in cash or settled through noncash means and certain other types of leave. At June 30, 2025, a liability totaling \$2,308,384 is recorded in the Statement of Net Position.

**WACONIA PUBLIC SCHOOLS
INDEPENDENT SCHOOL DISTRICT NO. 110
NOTES TO BASIC FINANCIAL STATEMENTS
JUNE 30, 2025**

NOTE 1 SUMMARY OF SIGNIFICANT ACCOUNTING POLICIES (CONTINUED)

N. Accrued Employee Benefits (Continued)

1. Compensated Absences (Continued)

Severance Payable

Various bargaining groups, other than teachers, have contract language providing for severance benefits upon meeting the defined requirements. The amount paid varies based on years of service and is based on accumulated sick leave. The vested amount for all eligible employees at year-end totals \$8,366 and is recorded as a liability on the government-wide financial statements.

2. Other Postemployment Benefits

Under the terms of certain collectively bargained employment contracts, including the teachers' and administrators' contracts, the District is required to pay fixed amounts (generally \$350 per month) toward the health insurance premiums of retired employees until they reach specified age requirements such as Medicare eligibility.

For purposes of measuring the net OPEB liability, deferred outflows of resources, and deferred inflows of resources related to OPEB, and OPEB expense, information about the fiduciary net position have been determined on the same basis as they are reported by the District. For this purpose, the District recognizes benefit payments when due and payable in accordance with the benefit terms. Investments are reported at amortized cost.

O. Deferred Inflows of Resources

In addition to liabilities, the financial statements will sometimes report a separate section for deferred inflows of resources. This separate financial statement element, deferred inflows of resources, represents an acquisition of net assets that applies to a future period(s) and so will not be recognized as an inflow or resources (revenue) until that time.

The District has four types of items. The first occurs because property tax receivables are recorded in the current year, but the revenue will be recorded in the subsequent year. The second type of deferred inflows of resources occurs because governmental fund revenues are not recognized until available (collected no later than 60 days after the end of the District's year-end) under the modified accrual basis of accounting. The third type, *pension related*, is related to changes in assumptions, differences in actual and projected earnings on plan investments, differences in expected and actual economic experience and changes in proportionate share. The fourth type, *other postemployment benefit related*, is related to changes in assumptions and differences in expected and actual economic experience.

**WACONIA PUBLIC SCHOOLS
INDEPENDENT SCHOOL DISTRICT NO. 110
NOTES TO BASIC FINANCIAL STATEMENTS
JUNE 30, 2025**

NOTE 1 SUMMARY OF SIGNIFICANT ACCOUNTING POLICIES (CONTINUED)

P. Pensions

For purposes of measuring the net pension liability, deferred outflows/inflows of resources, and pension expense, information about the fiduciary net position of the Public Employees Retirement Association (PERA) and Teachers Retirement Association (TRA) and additions to/deductions from PERA's and TRA's fiduciary net position have been determined on the same basis as they are reported by PERA and TRA. For this purpose, plan contributions are recognized as of employer payroll paid dates and benefit payments and refunds are recognized when due and payable in accordance with the benefit terms. Investments are reported at fair value. Pension costs are liquidated by the fund in which the cost was incurred.

Q. Statement of Cash Flows

For purposes of the Statement of Cash Flows, the District considers all highly liquid investments with an original maturity from the time of purchase by the District of three months or less to be cash equivalents.

R. Fund Balance

In the fund financial statements, governmental funds report nonspendable, restricted, committed, assigned, and unassigned fund balances. Nonspendable portions of fund balance related to prepaids and inventory. Restricted funds are constrained by outside parties (statute, grantors, bond agreements, etc.). Committed fund balances are established and modified by a resolution approved by the Board of Education. The District currently does not report any committed fund balance. The Board of Education passed a resolution authorizing the Director of Finance and Operations the ability to assign fund balances and its intended uses. Unassigned fund balance is considered the remaining amounts, usually in the General Fund only. A negative unassigned fund balance may be reported in other governmental funds, if expenditures incurred for specific purposes exceeded the amounts restricted, committed or assigned for those purposes.

In accordance with the District's fund balance policy, when an expenditure is incurred for purposes for which both restricted and unrestricted fund balance is available; it is the District's policy to use restricted first, then unrestricted fund balance. When an expenditure is incurred for purposes for which committed, assigned and unassigned fund balance is available, it is the District's policy to use committed first, then assigned and finally unassigned fund balance.

The District has a minimum fund balance policy, which identifies a minimum unassigned fund balance in the General Fund of no less than 5% and not more than 25% of the general fund operating budgeted expenditures.

**WACONIA PUBLIC SCHOOLS
INDEPENDENT SCHOOL DISTRICT NO. 110
NOTES TO BASIC FINANCIAL STATEMENTS
JUNE 30, 2025**

NOTE 1 SUMMARY OF SIGNIFICANT ACCOUNTING POLICIES (CONTINUED)

S. Net Position

Net position represents the difference between assets and deferred outflows of resources and liabilities and deferred inflows of resources in the government-wide, Proprietary Fund, and Fiduciary Fund financial statements. Net investment in capital assets, consists of capital assets, net of accumulated depreciation/amortization, reduced by the outstanding balance of any long-term debt used to build or acquire the capital assets. Net position is reported as restricted in the government-wide financial statement when there are limitations imposed on its use through external restrictions imposed by creditors, grantors, laws, or regulations of other governments.

T. Summarized Comparative Information

The basic financial statements include certain prior year summarized comparative information in total but not at the level required for a presentation in conformity with generally accepted accounting principles. Accordingly, such information should be read in conjunction with the District's financial statements for the year ended June 30, 2024, from which the summarized information was derived.

U. Use of Estimates

The preparation of financial statements in accordance with accounting principles generally accepted in the United States of America requires management to make estimates and assumptions that affect the reported amounts of assets, deferred outflows of resources, liabilities, and deferred inflows of resources and disclosures of contingent assets and liabilities at the date of the financial statements and the reported amounts of revenues and expenditures/expenses during the reporting period. Actual results could differ from those estimates.

V. Adoption of New Accounting Standards

In June 2022, the Governmental Accounting Standards Board (GASB) issues GASB Statement No. 101, *Compensated Absences*. This statement updated the recognition and measurement guidance for compensated absences and associated salary-related payments and amended certain previously required disclosures.

The District adopted the requirements of the guidance effective July 1, 2024, and has applied the provisions of this standard to the beginning of the period of adoption. The implementation of this standard did not result in any material adjustments.

**WACONIA PUBLIC SCHOOLS
INDEPENDENT SCHOOL DISTRICT NO. 110
NOTES TO BASIC FINANCIAL STATEMENTS
JUNE 30, 2025**

NOTE 2 STEWARDSHIP AND ACCOUNTABILITY

A. Excess of Expenditures Over Budget

Expenditures exceeded budgeted amounts in the following fund at June 30, 2025.

	Budget	Expenditures	Excess
Special Revenue Funds:			
Community Service Fund	\$ 3,846,546	\$ 4,136,903	\$ 290,357

All related expenditures were approved by the District’s Board and funded by existing fund balance.

NOTE 3 DEPOSITS AND INVESTMENTS

A. Deposits

The District maintains a cash and investment pool that is available for use by all funds, except the OPEB Irrevocable Trust Fund. Each fund type’s portion of this pool is displayed in the financial statements as “Cash and Investments.” In accordance with Minnesota Statutes the School District maintains deposits at financial institutions which are authorized by the School District Board.

Custodial Credit Risk – Custodial credit risk for deposits is the risk that in the event of a bank failure, the School District’s deposits may not be returned to it. The School District does not have a specific deposit policy for custodial credit risk but rather follows Minnesota Statutes for deposits.

Minnesota Statutes require that all deposits be protected by insurance, surety bond, or collateral. The market value of collateral pledged must equal 110% of the deposits not covered by insurance or corporate surety bonds. Authorized collateral include U.S. government treasury bills, notes, or bonds; issues of a U.S. government agency; general obligations of a state or local government rated “A” or better; revenue obligations of a state or local government rated “AA” or better; irrevocable standby letter of credit issued by a Federal Home Loan Bank; and time deposits insured by a federal agency. Minnesota Statutes require securities pledged as collateral be held in safekeeping in a restricted account at the Federal Reserve Bank or at an account at a trust departments of a commercial bank or other financial institution not owned or controlled by the depository.

The District’s deposits in banks at June 30, 2025 were entirely covered by federal depository insurance or by collateral in accordance with Minnesota Statutes.

**WACONIA PUBLIC SCHOOLS
INDEPENDENT SCHOOL DISTRICT NO. 110
NOTES TO BASIC FINANCIAL STATEMENTS
JUNE 30, 2025**

NOTE 3 DEPOSITS AND INVESTMENTS (CONTINUED)

B. Investments

The District does not have an investment policy and invests its idle funds as authorized by Minnesota Statutes as follows:

- 1) Direct obligations or obligations guaranteed by the United States or its agencies
- 2) Shares of investment companies registered under the Federal Investment Company Act of 1940 and received the highest credit rating, is rated in one of the two highest rating categories by a statistical rating agency, and all of the investments have a final maturity of thirteen months or less
- 3) General obligations rated "A" or better; revenue obligations rated "AA" or better
- 4) General obligations of the Minnesota Housing Finance Agency rate "A" or better
- 5) Bankers' acceptances of United States banks eligible for purchase by the Federal Reserve System
- 6) Commercial paper issued by United States banks corporations or their Canadian subsidiaries, of highest quality category by a least two nationally recognized rating agencies, and maturing in 270 days or less
- 7) Guaranteed investment contracts guaranteed by United States commercial banks or domestic branches of foreign banks or United States insurance companies if similar debt obligations of the issuer or the collateral pledged by the issuer is in the top two rating categories
- 8) Repurchase or reverse purchase agreement and securities lending agreements financial institutions qualified as a "depository" by the government entity, with banks that are members of the Federal Reserve System with capitalization exceeding \$10,000,000, a primary reporting dealer in U.S. government securities to the Federal Reserve Bank of New York, or certain Minnesota securities broker-dealers

In addition, investments held by the OPEB Irrevocable Trust Fund may be invested as authorized by Minnesota State Statute Section 356A.06, Subdivision 7.

At June 30, 2025 the District's investment balances were as follows:

	Amount
MN Trust Investment Shares Portfolio	\$ 27,719,516
MN Trust Term Series	4,250,000
Money Market	562,278
Mutual Funds	567,810
Total	\$ 33,099,604

**WACONIA PUBLIC SCHOOLS
INDEPENDENT SCHOOL DISTRICT NO. 110
NOTES TO BASIC FINANCIAL STATEMENTS
JUNE 30, 2025**

NOTE 3 DEPOSITS AND INVESTMENTS (CONTINUED)

B. Investments (Continued)

MN Trust is an external investment pool (Pool). The Pool is regulated by Minnesota statutes and is not registered with the Securities and Exchange Commission (SEC) as an investment company. The MN Trust Investment Series and Term Series is managed to maintain a dollar-weighted average portfolio maturity of no greater than 60 days and seeks to maintain a constant net asset value (NAV) per share of \$1.00. The Pool elects to measure its investments at amortized cost in accordance with accounting statements issued by the Governmental Accounting Standards Board. The MN Trust Term Series withdrawals requires a seven-day notice of redemption and would likely carry a penalty. The MN Trust Investment Series withdrawals may only be made on the third Wednesday of each month upon advance written notice, with no penalties assessed.

Investments Held with Broker

Interest Rate Risk

Interest rate risk is the risk that changes in interest rates will adversely affect the fair value of an investment. Generally, the longer the maturity of an investment, the greater the sensitivity of its fair value to changes in market interest rates. The District's investment policy states the District shall manage investments in a manner to attain market rate of return through various economic and budgetary cycles, while preserving and protecting the capital in the investment portfolio and taking into account constraints on risk and cash flow requirements. The District's investment policy also includes structuring the investment portfolio so that funds are available to meet immediate payment requirements. Information about the sensitivity of the fair values of the District's investments to market interest rate risk fluctuations is provided by the following table that shows the distribution of the District's investments by maturity:

Type	Total	6 Months or Less	7 to 12 Months	13 to 36 Months	More than 36 Months
MN Trust Investment Shares Portfolio	\$ 27,719,516	\$ 27,719,516	\$ -	\$ -	\$ -
MN Trust Term Series	4,250,000	1,000,000	3,000,000	250,000	-
Money Market	562,278	562,278	-	-	-
Savings Deposit	567,810	567,810	-	-	-
Total	<u>\$ 33,099,604</u>	<u>\$ 29,849,604</u>	<u>\$ 3,000,000</u>	<u>\$ 250,000</u>	<u>\$ -</u>

Custodial Credit Risk

For an investment, custodial risk is the risk that, in the event of failure of the counterparty, the District will not be able to recover the value of its investment or collateral securities that are in the possession of an outside party. The District's bond documents require insurance covering all balances held in each investment account.

Credit Risk

Generally, credit risk is the risk that an issuer of an investment will not fulfill its obligation to the holder of the investment. This is measured by the assignment of a rating by a nationally recognized statistical rating organization. The following chart summarizes year-end ratings for the District's investments as rated by Moody's Investors Service:

**WACONIA PUBLIC SCHOOLS
INDEPENDENT SCHOOL DISTRICT NO. 110
NOTES TO BASIC FINANCIAL STATEMENTS
JUNE 30, 2025**

NOTE 3 DEPOSITS AND INVESTMENTS (CONTINUED)

B. Investments (Continued)

Investments Held with Broker (Continued)

Credit Risk (Continued)

Type	Credit Quality Rating	Amount
MN Trust Investment Shares Portfolio	Not Rated	\$ 27,719,516
MN Trust Term Series	Not Rated	4,250,000
Money Market	AAA	562,278
Mutual Funds	Not Rated	567,810
Total		<u>\$ 33,099,604</u>

Concentration of OPEB Trust Credit Risk

The following is a list of investments under the OPEB Trust which individually comprise more than 5% of the OPEB Trust's fiduciary net position:

Type	Amount	Percentage
Goldman Sachs Gov MM	\$ 558,558	49 %
Vanguard TOT BD	278,469	25 %
Vanguard TSM IDX	289,341	26 %
Total	<u>\$ 1,126,368</u>	

The deposits and investments are presented in these financial statements as follows:

Total Deposits	\$ 4,726,755
Total Investments	33,099,604
Total	<u>\$ 37,826,359</u>
Statement of Net Position:	
Cash and Investments	\$ 36,666,623
Statement of Fiduciary Net Position:	
Trust Fund Cash and Investments	1,159,736
Total	<u>\$ 37,826,359</u>

C. Fair Value Measurements

The District uses fair value measurements to record fair value adjustments to certain assets and liabilities and to determine fair value disclosures.

**WACONIA PUBLIC SCHOOLS
INDEPENDENT SCHOOL DISTRICT NO. 110
NOTES TO BASIC FINANCIAL STATEMENTS
JUNE 30, 2025**

NOTE 3 DEPOSITS AND INVESTMENTS (CONTINUED)

C. Fair Value Measurement (Continued)

The District follows an accounting standard that defines fair value, establishes a framework for measuring fair value, establishes a fair value hierarchy based on the quality of inputs used to measure fair value, and requires expanded disclosures about fair value measurements. In accordance with this standard, the District has categorized its investments, based on the priority of the inputs to the valuation technique, into a three-level fair value hierarchy. The fair value hierarchy gives the highest priority to quoted prices in active markets for identical assets or liabilities (Level 1) and the lowest priority to unobservable inputs (Level 3). If the inputs used to measure the financial instruments fall within different levels of the hierarchy, the categorization is based on the lowest level input that is significant to the fair value measurement of the instrument.

Financial assets and liabilities recorded on the combined statement of financial position are categorized based on the inputs to the valuation techniques as follows:

Level 1 – Financial assets and liabilities are valued using inputs that are unadjusted quoted prices in active markets accessible at the measurement date of identical financial assets and liabilities. The inputs include those traded on an active exchange, such as the New York Stock Exchange, as well as U.S. Treasury and other U.S. government and agency mortgage-backed securities that are traded by dealers or brokers in active over-the-counter markets.

Level 2 – Financial assets and liabilities are valued based on quoted prices for similar assets, or inputs that are observable, either directly or indirectly for substantially the full term through corroboration with observable market data.

Level 3 – Financial asset and liabilities are valued using pricing inputs which are unobservable for the asset, inputs that reflect the reporting entity's own assumptions about the assumptions market participants and would use a pricing the asset.

Assets of the District measured at fair value on a recurring basis are summarized below:

Type	Level 1	Level 2	Level 3	Total
Mutual Funds	\$ -	\$ 567,810	\$ -	\$ 567,810
Investments Measured at Amortized Cost				32,531,794
Total Investments				\$ 33,099,604

**WACONIA PUBLIC SCHOOLS
INDEPENDENT SCHOOL DISTRICT NO. 110
NOTES TO BASIC FINANCIAL STATEMENTS
JUNE 30, 2025**

NOTE 4 CAPITAL ASSETS

Capital asset activity for the year ended June 30, 2025 was as follows:

	Beginning Balance	Increases	Decreases	Ending Balance
Governmental Activities				
Capital Assets, Not Being Depreciated:				
Land	\$ 5,524,742	\$ -	\$ -	\$ 5,524,742
Construction in Progress	1,981,900	5,488,772	(55,849)	7,414,823
Total Capital Assets, Not Being Depreciated	7,506,642	5,488,772	(55,849)	12,939,565
Capital Assets, Being Depreciated:				
Land Improvements	6,034,879	-	-	6,034,879
Buildings and Improvements	176,251,626	-	-	176,251,626
Equipment	10,538,734	299,369	(15,000)	10,823,103
Total Capital Assets, Being Depreciated	192,825,239	299,369	(15,000)	193,109,608
Accumulated Depreciation for:				
Land Improvements	(4,112,774)	(157,914)	-	(4,270,688)
Buildings and Improvements	(65,115,246)	(4,735,272)	-	(69,850,518)
Equipment	(8,815,959)	(259,322)	2,195	(9,073,086)
Total Accumulated Depreciation	(78,043,979)	(5,152,508)	2,195	(83,194,292)
Total Capital Assets, Being Depreciated, Net	114,781,260	(4,853,139)	(12,805)	109,915,316
Right-to-Use Assets:				
Equipment	218,987	-	(117,600)	101,387
Less Accumulated Amortization for:				
Equipment	(155,792)	(63,195)	117,600	(101,387)
Total Right-to-Use Assets, Net	63,195	(63,195)	-	-
Governmental Activities Capital Assets, Net	<u>\$ 122,351,097</u>	<u>\$ 572,438</u>	<u>\$ (68,654)</u>	<u>\$ 122,854,881</u>

Depreciation/amortization expense was charged to functions of the District as follows:

Governmental Activities:	
Administrative Services	\$ 145,846
District Support Services	43,454
Regular Instruction	4,466,576
Vocational Instruction	2,069
Community Education	11,954
Instructional Support	95,384
Food Service	79,070
Sites, Buildings, and Equipment	371,350
Total Depreciation/Amortization Expense - Governmental Activities	<u>\$ 5,215,703</u>

**WACONIA PUBLIC SCHOOLS
INDEPENDENT SCHOOL DISTRICT NO. 110
NOTES TO BASIC FINANCIAL STATEMENTS
JUNE 30, 2025**

NOTE 5 LONG-TERM LIABILITIES

The District has issued general obligation school building bonds to finance the construction of capital facilities or to refinance previous bond issues. Assets of the Debt Service Fund, together with scheduled future tax levies are dedicated for the retirement of these bonds and loans. These levies are subject to reduction if fund balance amounts exceed limitations imposed by Minnesota law.

A. Components of Long-Term Debt

Issue Date	Net Interest Rate	Original Issue	Final Maturity	Principal Outstanding	
				Due Within One Year	Total
1/13/2015	3.00% - 5.00%	\$ 17,555,000	2/1/2026	\$ 2,275,000	\$ 2,275,000
2/18/2015	3.00% - 5.00%	75,000,000	2/1/2039	2,030,000	63,005,000
9/29/2016	3.00% - 5.00%	5,405,000	2/1/2028	520,000	1,130,000
9/14/2017	2.00% - 3.00%	5,040,000	2/1/2033	335,000	2,925,000
9/14/2017	2.00% - 4.00%	7,290,000	2/1/2033	490,000	4,360,000
3/14/2024	4.00%	6,010,000	2/1/2044	-	6,010,000
4/4/2025	4.00% - 5.00%	8,680,000	2/1/2041	320,000	8,680,000
4/4/2025	5.00%	11,105,000	2/1/2037	95,000	11,105,000
Total General Obligation Bonds				6,065,000	99,490,000
Bond Premium - Net				-	2,608,540
Certificates of Participation				155,000	2,225,000
Lease Liabilities				40,000	40,000
Finance Purchase Agreement				273,637	2,105,744
Compensated Absences Payable				346,906	2,316,750
Total				<u>\$ 6,880,543</u>	<u>\$ 108,786,034</u>

1. General Obligation Refunding Bonds

On January 13, 2015, the District issued \$17,555,000 of General Obligation School Building Refunding Bonds, Series 2015A to advance refund the General Obligation School Building Bonds, Series 2005A dated July 1, 2005.

**WACONIA PUBLIC SCHOOLS
INDEPENDENT SCHOOL DISTRICT NO. 110
NOTES TO BASIC FINANCIAL STATEMENTS
JUNE 30, 2025**

NOTE 5 LONG-TERM LIABILITIES (CONTINUED)

A. Components of Long-Term Debt (Continued)

1. General Obligation Refunding Bonds (Continued)

On April 4, 2025, the District issued \$19,785,000 of General Obligation Facilities Maintenance and Refunding Bonds, Series 2025A to provide funds for various long-term facilities maintenance projects, to refund the 2034 and 2037 maturities of the District's outstanding General Obligation School Building Bonds, Series 2015B, and to pay certain costs associated with the issuance of the Bonds. The bonds carry an interest rate between 4.00% and 5.00% and will mature in 2041. The refunding was undertaken to reduce total debt service payments in the amount of \$995,488 over the next 14 years and resulted in economic gain of \$680,321.

2. Certificates of Participation

On June 29, 2017, the District issued \$3,160,000 of Certificates of Participation, Series 2017A to provide funds for projects, and to pay certain costs associated with the issuance of the Certificates. The issuance carries an interest rate between 3.00% and 5.00% and will mature in 2037.

3. Finance Purchase Agreements

On December 1, 2018, the District entered into a \$923,000 finance purchase agreement for the acquisition and improvement of real property. Payments on the agreement are due annually and commenced February 2021.

On May 1, 2019, the District entered into a \$1,585,000 finance purchase agreement for the construction of a tennis court complex and outdoor ice rink. Payments on the agreement are due annually and commenced February 2021.

On May 15, 2020, the District entered into a \$844,931 finance purchase agreement for LED lighting. Payments on the agreement are due annually and commenced July 2020.

4. Lease Liability

On July 15, 2022, the District entered into a \$101,387 lease liability agreement for Apple products and services. Payments on the agreement are due annually and commenced July 2022 with an interest rate of 4.75%.

**WACONIA PUBLIC SCHOOLS
INDEPENDENT SCHOOL DISTRICT NO. 110
NOTES TO BASIC FINANCIAL STATEMENTS
JUNE 30, 2025**

NOTE 5 LONG-TERM LIABILITIES (CONTINUED)

B. Minimum Debt Payments

Minimum annual principal and interest payments required to retire long-term debt, not including compensated absences payable are as follows:

Year Ending June 30,	General Obligation Bonds Payable		Finance Purchase Agreement	
	Principal	Interest	Principal	Interest
2026	\$ 6,065,000	\$ 3,294,123	\$ 273,637	\$ 78,974
2027	6,095,000	3,265,356	282,644	69,278
2028	6,270,000	3,088,106	292,699	59,250
2029	6,460,000	2,896,306	302,804	48,848
2030	6,670,000	2,689,506	313,960	38,073
2031 - 2035	32,390,000	10,203,081	640,000	82,866
2036 - 2040	30,680,000	4,024,250	-	-
2041 - 2044	4,860,000	458,600	-	-
Total	<u>\$ 99,490,000</u>	<u>\$ 29,919,328</u>	<u>\$ 2,105,744</u>	<u>\$ 377,289</u>

Year Ending June 30,	Certificates of Participation Payable		Lease Liability	
	Principal	Interest	Principal	Interest
2026	\$ 155,000	\$ 83,163	\$ 40,000	\$ -
2027	160,000	76,963	-	-
2028	165,000	71,763	-	-
2029	170,000	66,400	-	-
2030	175,000	61,300	-	-
2031 - 2035	960,000	222,330	-	-
2036 - 2037	440,000	33,250	-	-
Total	<u>\$ 2,225,000</u>	<u>\$ 615,169</u>	<u>\$ 40,000</u>	<u>\$ -</u>

C. Description of Long-Term Debt

Arbitrage Rebate Liability

The Tax Reform Act of 1986 requires school districts and other governmental entities to pay to the federal government income earned on the proceeds from the issuance of debt in excess of interest costs, pending the expenditure of the borrowed funds. This rebate of interest income (known as arbitrage) applies to governmental debt issued after August 31, 1986.

Certain bond issues of the District are subject to the arbitrage rebate requirements. However, management does not expect to incur any significant arbitrage rebate liability.

**WACONIA PUBLIC SCHOOLS
INDEPENDENT SCHOOL DISTRICT NO. 110
NOTES TO BASIC FINANCIAL STATEMENTS
JUNE 30, 2025**

NOTE 5 LONG-TERM LIABILITIES (CONTINUED)

D. Changes in Long-Term Debt

	June 30, 2024	Additions	Retirements	June 30, 2025
Bonds Payable	\$ 98,010,000	\$ 19,785,000	\$ 18,305,000	\$ 99,490,000
Bond Premium	1,383,843	1,659,891	435,194	2,608,540
Certificates of Participation				
Payable	2,370,000	-	145,000	2,225,000
Finance Purchase Agreement	2,456,472	-	350,728	2,105,744
Lease Liability	91,068	-	51,068	40,000
Compensated Absences				
Payable	* 271,441	2,045,309	-	2,316,750
Total	<u>\$ 104,582,824</u>	<u>\$ 23,490,200</u>	<u>\$ 19,286,990</u>	<u>\$ 108,786,034</u>

*The change in the compensated absences balance is presented as a net change.

NOTE 6 RESTRICTED AND ASSIGNED FUND BALANCE

Certain portions of fund balance are restricted based on state requirements to track special program funding, to provide for funding on certain long-term liabilities, or as required by other outside parties. Any such "restrictions" which have an accumulated deficit rather than a positive balance at June 30 are reported as a deficit balance because there is specific revenue authority under state accounting guidelines which will be utilized to eliminate the deficit. A description of these "deficit balance restrictions" is included herein since the District has specific statutory authority to levy taxes for such deficits.

Certain portions of fund balance are assigned as determined by Director of Finance and Operations. The authority to assign fund balance was provided by the Board of Education to the Director of Finance and Operations.

Restricted and assigned fund balances at June 30, 2025 are as follows:

A. Restricted for Student Activities

Represents available resources to be used for extracurricular activity funds raised by students.

B. Restricted for Staff Development

In accordance with state statues, represents available resources dedicated exclusively to staff development.

C. Restricted for Literacy Incentive Aid

Represents the resources available to support implementation of evidence-based reading instruction.

**WACONIA PUBLIC SCHOOLS
INDEPENDENT SCHOOL DISTRICT NO. 110
NOTES TO BASIC FINANCIAL STATEMENTS
JUNE 30, 2025**

NOTE 6 RESTRICTED AND ASSIGNED FUND BALANCE (CONTINUED)

D. Restricted for American Indian Education Aid

Represents available resources remaining in the American Indian Education funds levels in accordance with Minnesota Statutes 124D.81, Subdivision 2b.

E. Restricted for Learning and Development

Represents available resources dedicated exclusively for staff development in accordance with state statute.

F. Restricted for Gifted and Talented

Represents available resources from general education aid revenue for gifted and talented program.

G. Restricted for English Learner

Represents resources available for English Learner student per Minnesota Statutes 2024, section 124D.59, Subdivision 2.

H. Restricted for Basic Skills

Represents resources available for the basic skills uses.

I. Restricted School Library Aid

Represents the resources available for the school library aid uses.

J. Restricted Student Support Personnel

Represents the resources available to be used for student support personnel that are in addition to current staff levels.

K. Restricted for Safe Schools

Restricted for Safe Schools represents the unspent resources available from the safe schools' levy.

L. Restricted for Community Education Programs

Restricted for Community Education Programs represents accumulated resources available to provide general community education programming.

M. Restricted for Early Childhood and Family Education Programs

Restricted for Early Childhood and Family Education Programs represents accumulated resources available to provide services for early childhood and family education programming.

N. Restricted for School Readiness

Restricted for School Readiness represents accumulated resources available to provide school readiness programming in accordance with funding made available for that purpose.

**WACONIA PUBLIC SCHOOLS
INDEPENDENT SCHOOL DISTRICT NO. 110
NOTES TO BASIC FINANCIAL STATEMENTS
JUNE 30, 2025**

NOTE 6 RESTRICTED AND ASSIGNED FUND BALANCE (CONTINUED)

O. Restricted for Literacy Aid

Represents resources available for literacy aid for evidence-based literacy supports for children in prekindergarten through grade 12 based on structured literacy.

P. Restricted for Teacher Compensation for Read Act Training

Represents available resources available for teacher compensation for Read Act Training.

Q. Restricted for Long-Term Facilities Maintenance (LTFM)

Represents available resources to be used for LTFM capital projects in accordance with the 10- year plan.

R. Restricted for Medical Assistance

Represents resources available to be used for medical assistance expenditures.

S. Restricted for Other Purposes

Restricted for Other Purposes represents amounts that can be spent only for specific purposes stipulated by constitution, external resource providers, or through enabling legislation, such as building expenditures, community service, and debt payments.

Other Restricted:

Restricted for Food Service	\$ 2,372,154
Restricted for Community Service	32,904
Restricted for Capital Projects	333,514
Restricted for Debt Service	2,314,269
Total Other Restricted	<u>\$ 5,052,841</u>

T. Assigned Fund Balance

The assignment is made to support the fiscal year 2027 levy adjustment resulting from overstated enrollment in prior levy cycles.

**WACONIA PUBLIC SCHOOLS
INDEPENDENT SCHOOL DISTRICT NO. 110
NOTES TO BASIC FINANCIAL STATEMENTS
JUNE 30, 2025**

NOTE 7 PENSION PLANS

A. Plan Description

1. General Employees Retirement Plan (General Plan)

The District participates in the following cost-sharing multiple-employer defined benefit pension plans administered by the Public Employees Retirement Association of Minnesota (PERA). These plan provisions are established and administered according to Minnesota Statutes chapters 353, 353D, 353E, 353G, and 356. Minnesota Statutes chapter 356 defines each plan's financial reporting requirements. PERA's defined benefit pension plans are tax qualified plans under Section 401(a) of the Internal Revenue Code.

Membership in the General Plan includes employees of counties, cities, townships, schools in non-certified positions, and other governmental entities whose revenues are derived from taxation, fees, or assessments. Plan membership is required for any employee who is expected to earn more than \$425 in a month, unless the employee meets exclusion criteria.

2. Teachers Retirement Fund (TRA)

The Teachers Retirement Association (TRA) is an administrator of a multiple employer, cost-sharing, defined benefit retirement fund. TRA administers a Basic Plan (without Social Security coverage) and a Coordinated Plan (with Social Security coverage) in accordance with Minnesota Statutes, Chapters 354 and 356. TRA is a separate statutory entity and administered by a Board of Trustees. The Board consists of four active members, one retired member, and three statutory officials.

Educators employed in Minnesota's public elementary and secondary school, charter schools, and certain other TRA-covered educational institutions maintained by the state are required to be TRA members (except those employed by St. Paul schools or Minnesota State Colleges and Universities). Educators first hired by Minnesota State may elect either TRA coverage within one year of eligible employment or elect coverage through the Defined Contribution Retirement Plan (DCR) administered by Minnesota State. A teacher employed by Minnesota State and electing DCR plan is not a member of TRA except for purposes of social security coverage.

B. Benefits Provided

1. General Employees Plan Benefits

PERA provides retirement, disability, and death benefits. Benefit provisions are established by state statute and can only be modified by the state Legislature. Vested, terminated employees who are entitled to benefits, but are not receiving them yet, are bound by the provisions in effect at the time they last terminated their public service. When a member is "vested," they have earned enough service credit to receive a lifetime monthly benefit after leaving public service and reaching an eligible retirement age. Members who retire at or over their Social Security full retirement age with at least one year of service qualify for a retirement benefit.

**WACONIA PUBLIC SCHOOLS
INDEPENDENT SCHOOL DISTRICT NO. 110
NOTES TO BASIC FINANCIAL STATEMENTS
JUNE 30, 2025**

NOTE 7 PENSION PLANS (CONTINUED)

B. Benefits Provided (Continued)

1. General Employees Plan Benefits (Continued)

General Employees Plan requires three years of service to vest. Benefits are based on a member's highest average salary for any five successive years of allowable service, age, and years of credit at termination of service. Two methods are used to compute benefits for General Plan members. Members hired prior to July 1, 1989, receive the higher of the Step or Level formulas. Only the Level formula is used for members hired after June 30, 1989. Under the Step formula, General Plan members receive 1.2% of the highest average salary for each of the first 10 years of service and 1.7% for each additional year. Under the Level formula, General Plan members receive 1.7% of highest average salary for all years of service. For members hired prior to July 1, 1989 a full retirement benefit is available when age plus years of service equal 90 and normal retirement age is 65. Members can receive a reduced requirement benefit as early as age 55 if they have three or more years of service. Early retirement benefits are reduced by .25% for each month under age 65. Members with 30 or more years of service can retire at any age with a reduction of .25% for each month the member is younger than age 62. The Level formula allows General Plan members to receive a full retirement benefit at age 65 if they were first hired before July 1, 1989 or at age 66 if they were hired on or after July 1, 1989. Early retirement begins at age 55 with an actuarial reduction applied to the benefit.

Benefit increases are provided to benefit recipients each January. The postretirement increase is equal to 50% of the cost-of-living adjustment (COLA) announced by the SSA, with a minimum increase of at least 1% and a maximum of 1.5%. The 2024 annual increase was 1.5%. Recipients that have been receiving the annuity or benefit for at least a full year as of the June 30 before the effective date of the increase will receive the full increase. Recipients receiving the annuity or benefit for at least one month but less than a full year as of the June 30 before the effective date of the increase will receive a prorated increase.

2. TRA Benefits

TRA provides retirement benefits as well as disability benefits to members, and benefits to survivors upon death of eligible members. Benefits are established by Minnesota Statute and vest after three years of service credit. The defined retirement benefits are based on a member's highest average salary for any five consecutive years of allowable service, age, and a formula multiplier based on years of credit at termination of service.

Two methods are used to compute benefits for TRA's Coordinated and Basic Plan members. Members first employed before July 1, 1989, receive the greater of the Tier I or Tier II benefits as described.

**WACONIA PUBLIC SCHOOLS
INDEPENDENT SCHOOL DISTRICT NO. 110
NOTES TO BASIC FINANCIAL STATEMENTS
JUNE 30, 2025**

NOTE 7 PENSION PLANS (CONTINUED)

B. Benefits Provided (Continued)

2. TRA Benefits (Continued)

Tier I Benefits

Tier I	Step Rate Formula	Percentage
Basic	First 10 Years of Service	2.2% per Year
	All Years After	2.7% per Year
Coordinated	First 10 Years of Service are up to July 1, 2006	1.2% per Year
	First 10 Years, if Service Years are July 1, 2006 or After	1.4% per Year
	All Other Years of Service if Service Years are Up to July 1, 2006	1.7% per Year
	All Other Years of Service if Services Years are July 1, 2006 or After	1.9% per Year

With these provisions:

- (a) Normal retirement age is 65 with less than 30 years of allowable service and age 62 with 30 or more years of allowable service.
- (b) 3.0% per year early retirement reduction factor for all years under normal retirement age.
- (c) Unreduced benefits for early retirement under a Rule-of-90 (age plus allowable service equals 90 or more).

Or

Tier II Benefits

For years of service prior to July 1, 2006, a level formula of 1.7% per year for coordinated members and 2.7% per year for basic members is applied. For years of service July 1, 2006 and after, a level formula of 1.9% per year for coordinated members and 2.7% per year for Basic members applies. An early retirement reduction is applied to members retiring prior to age 65. Members who reach age 62 with 30 years of service have a lower (more favorable to the member) reduction rate applied.

Members first employed after June 30, 1989, receive only the Tier II benefit calculation with a normal retirement age that is their retirement age for full Social Security retirement benefits, but not to exceed age 66. After July 1, 2024, the age will change to not to exceed 65. An early retirement reduction is applied to members retiring before age 66, but will be age 65 after July 1, 2024. Members who reach age 62 with 30 years of service have a lower (more favorable to the member) early retirement reduction rate applied.

Six different types of annuities are available to members upon retirement. The No Refund Plan is a lifetime annuity that ceases upon the death of the retiree – no survivor annuity is payable. A retiring member may also choose to provide survivor benefits to a designated beneficiary(ies) by selecting one of the five plans that have survivorship features. Vested members may also leave their contributions in the TRA Fund upon termination of service in order to qualify for a deferred annuity at retirement age. Any member terminating service is eligible for a refund of their employee contributions plus interest.

**WACONIA PUBLIC SCHOOLS
INDEPENDENT SCHOOL DISTRICT NO. 110
NOTES TO BASIC FINANCIAL STATEMENTS
JUNE 30, 2025**

NOTE 7 PENSION PLANS (CONTINUED)

B. Benefits Provided (Continued)

2. TRA Benefits (Continued)

The benefit provisions stated apply to active plan participants. Vested, terminated employees who are entitled to benefits but not yet receiving them are bound by the plan provisions in effect at the time they last terminated their public service.

C. Contributions

1. General Employees Plan Contributions

Minnesota Statutes chapters 353, 353E, 353G, and 356 set the rates for employer and employee contributions. Contribution rates can only be modified by the state Legislature. General Plan members were required to contribute 6.50% of their annual covered salary in fiscal year 2025 and the District was required to contribute 7.50% for General Plan members. The District's contributions to the General Employees Fund for the year ended June 30, 2025, were \$600,551. The District's contributions were equal to the required contributions as set by state statute.

2. TRA Contributions

Per *Minnesota Statutes*, Chapter 354 sets the contribution rates for employees and employers. Rates for the fiscal year 2025 for coordinated were 7.75% for the employee and 8.75% for the employer. Basic rates were 11.25% for the employee and 12.75% for the employer. The District's contributions to TRA for the plan's fiscal year ended June 30, 2025 were \$2,029,143. The District's contributions were equal to the required contributions for each year as set by state statute.

D. Pension Costs

1. General Employees Plan Pension Costs

At June 30, 2025, the District reported a liability of \$3,326,145 for its proportionate share of the General Employees Fund's net pension liability. The District's net pension liability reflected a reduction due to the State of Minnesota's contribution of \$16 million. The State of Minnesota is considered a non-employer contributing entity and the state's contribution meets the definition of a special funding situation. The State of Minnesota's proportionate share of the net pension liability associated with the District totaled \$86,007, for a total net pension liability of \$3,412,152 associated with the District.

The net pension liability was measured as of June 30, 2024, and the total pension liability used to calculate the net pension liability was determined by an actuarial valuation as of that date. The District's proportion of the net pension liability was based on the District's contributions received by PERA during the measurement period for employer payroll paid dates from July 1, 2023 through June 30, 2024, relative to the total employer contributions received from all of PERA's participating employers. The District's proportionate share was 0.0900% at the end of the measurement period and 0.1020% for the beginning of the period.

**WACONIA PUBLIC SCHOOLS
INDEPENDENT SCHOOL DISTRICT NO. 110
NOTES TO BASIC FINANCIAL STATEMENTS
JUNE 30, 2025**

NOTE 7 PENSION PLANS (CONTINUED)

D. Pension Costs (Continued)

1. General Employees Plan Pension Costs (Continued)

For the year ended June 30, 2025, the District recognized pension expense of (\$21,039) for its proportionate share of the General Employees Plan's pension expense. In addition, the District recognized an additional \$1,066 as pension expense (and grant revenue) for its proportionate share of the State of Minnesota's pension expense for the annual \$16 million contribution.

During the plan year ended June 30, 2025, the State of Minnesota contributed \$170.1 million to the General Employees Fund. The State of Minnesota is not included as a non-employer contributing entity in the General Employees Plan pension allocation schedules for the \$170.1 million in direct state aid because this contribution was not considered to meet the definition of a special funding situation. The District recognized \$153,033 for the year ended June 30, 2025 as revenue and an offsetting reduction of net pension liability for its proportionate share of the State of Minnesota's on-behalf contributions to the General Employees Fund.

At June 30, 2025, the District reported its proportionate share of the General Employees Plan's deferred outflows of resources and deferred inflows of resources related to pensions from the following sources:

Description	Deferred Outflows of Resources	Deferred Inflows of Resources
Differences Between Expected and Actual		
Economic Experience	\$ 312,745	\$ -
Changes in Actuarial Assumptions	16,239	1,258,891
Net Difference Between Projected and Actual		
Earnings	-	965,885
Changes in Proportion	-	780,140
District Contributions Subsequent to the Measurement Date	600,551	-
Total	<u>\$ 929,535</u>	<u>\$ 3,004,916</u>

The \$600,551 reported as deferred outflows of resources related to pensions resulting from District contributions subsequent to the measurement date will be recognized as a reduction of the net pension liability in the year ended June 30, 2026. Other amounts reported as deferred outflows and deferred inflows of resources related to pensions will be recognized in pension expense as follows:

**WACONIA PUBLIC SCHOOLS
INDEPENDENT SCHOOL DISTRICT NO. 110
NOTES TO BASIC FINANCIAL STATEMENTS
JUNE 30, 2025**

NOTE 7 PENSION PLANS (CONTINUED)

D. Pension Costs (Continued)

1. General Employees Plan Pension Costs (Continued)

Year Ending June 30,	Pension Expenses Amount
2026	\$ (1,354,953)
2027	(469,560)
2028	(596,489)
2029	(254,930)

2. TRA Pension Costs

At June 30, 2025, the District reported a liability of \$21,096,345 for its proportionate share of TRA's net pension liability. The net pension liability was measured as of June 30, 2024, and the total pension liability used to calculate the net pension liability was determined by an actuarial valuation as of that date. The District's proportion of the net pension liability was based on the District's contributions to TRA in relation to total system contributions including direct aid from the state of Minnesota, City of Minneapolis, and Minneapolis School District. The District's proportionate share was 0.3320% at the end of the measurement period and 0.3711% at the beginning of the period.

The pension liability amount reflected a reduction due to direct aid provided to TRA. The amount recognized by the District as its proportionate share of the net pension liability, the direct aid, and total portion of the net pension liability that was associated with the District were as follows:

Description	Amount
District's Proportionate Share of the TRA Net Pension Liability	\$ 21,096,345
State's Proportionate Share of TRA's Net Pension Liability Associated with the District	1,379,732
Total	\$ 22,476,077

For the year ended June 30, 2025, the District recognized pension expense of \$1,215,448. It also recognized (\$16,877) as an increase to pension expense and grant revenue for the support provided by direct aid.

At June 30, 2025, the District reported its proportionate share of the TRA's deferred outflows of resources and deferred inflows of resources related to pensions from the following sources:

**WACONIA PUBLIC SCHOOLS
INDEPENDENT SCHOOL DISTRICT NO. 110
NOTES TO BASIC FINANCIAL STATEMENTS
JUNE 30, 2025**

NOTE 7 PENSION PLANS (CONTINUED)

D. Pension Costs (Continued)

2. TRA Pension Costs (Continued)

Description	Deferred Outflows of Resources	Deferred Inflows of Resources
Differences Between Expected and Actual		
Economic Experience	\$ 1,005,741	\$ 273,398
Changes in Actuarial Assumptions	2,127,566	2,515,797
Net Difference Between Projected and Actual		
Investment Earnings	-	2,985,930
Changes in Proportion	963,877	3,095,529
District Contributions Subsequent to the Measurement Date	2,029,143	-
Total	<u>\$ 6,126,327</u>	<u>\$ 8,870,654</u>

The \$2,029,143 reported as deferred outflows of resources related to pensions resulting from District contributions subsequent to the measurement date will be recognized as a reduction of the net pension liability in the year ended June 30, 2026. Other amounts reported as deferred outflows and deferred inflows of resources related to pensions will be recognized in pension expense as follows:

Year Ending June 30,	Pension Expenses Amount
2026	\$ (1,994,868)
2027	1,456,266
2028	(1,762,049)
2029	(1,660,032)
2030	(812,787)

3. Summary

The aggregate amount of net pension liability, deferred outflows of resources, deferred inflows of resources, and pension expense for the District's defined benefit pension plans are summarized below. These liabilities are typically liquidated by the individual activity in which the employee's costs are associated.

	General Employees Fund	Teachers Retirement Fund	Total
Net Pension Liability	\$ 3,326,145	\$ 21,096,345	\$ 24,422,490
Deferred Outflows of Resources	929,535	6,126,327	7,055,862
Deferred Inflows of Resources	3,004,916	8,870,654	11,875,570
Pension Expense	(19,973)	1,198,571	1,178,598

**WACONIA PUBLIC SCHOOLS
INDEPENDENT SCHOOL DISTRICT NO. 110
NOTES TO BASIC FINANCIAL STATEMENTS
JUNE 30, 2025**

NOTE 7 PENSION PLANS (CONTINUED)

E. Long-Term Expected Return on Investment

The State Board of Investment, which manages the investments of PERA, prepares an analysis of the reasonableness on a regular basis of the long-term expected rate of return using a building-block method in which best-estimate ranges of expected future rates of return are developed for each major asset class. These ranges are combined to produce an expected long-term rate of return by weighting the expected future rates of return by the target asset allocation percentages. The target allocation and best estimates of geometric real rates of return for each major asset class are summarized in the following table:

Asset Class	Target Allocation	Long-Term Expected Real Rate of Return
Domestic Equity	33.5 %	5.10 %
International Equity	16.5	5.30
Fixed Income	25.0	0.75
Private Markets	25.0	5.90
Total	<u>100.0 %</u>	

The long-term expected rate of return on TRA pension plan investments was determined using a building-block method in which best-estimate ranges of expected future real rates of return (expected returns, net of pension plan investment expense and inflation) are developed for each major asset class. These ranges are combined to produce an expected long-term rate of return by weighting the expected future rates of return by the target asset allocation percentages. The target allocation and best estimates of geometric real rates of return for each major asset class are summarized in the following table:

Asset Class	Target Allocation	Long-Term Expected Real Rate of Return
Domestic Equity	33.5 %	5.10 %
International Equity	16.5	5.30
Fixed Income	25.0	0.75
Private Markets	25.0	5.90
Totals	<u>100.0 %</u>	

**WACONIA PUBLIC SCHOOLS
INDEPENDENT SCHOOL DISTRICT NO. 110
NOTES TO BASIC FINANCIAL STATEMENTS
JUNE 30, 2025**

NOTE 7 PENSION PLANS (CONTINUED)

F. Actuarial Methods and Assumptions

The total pension liability for each of the cost-sharing defined benefit plans was determined by an actuarial valuation as of June 30, 2024, using the entry age normal actuarial cost method. The long-term rate of return on pension plan investments used to determine the total liability is 7.0%. The 7.0% assumption is based on a review of inflation and investment return assumptions from a number of national investment consulting firms. The review provided a range of investment return rates considered reasonable by the actuary. An investment return of 7.0% is within that range.

Inflation is assumed to be 2.25% for the General Employees Plan. Benefit increases after retirement are assumed to be 1.25% for the General Employees Plan.

Salary growth assumptions in the General Employees Plan range in annual increments from 10.25% after one year of service to 3.0% after 27 years of service.

Mortality rates for the General Employees Plan are based on the Pub-2010 General Employee Mortality Table. The tables are adjusted slightly to fit PERA's experience.

Actuarial assumptions for the General Employees Plan are reviewed every four years. The most recent four-year experience study for the General Employees Plan was completed in 2022. The assumption changes were adopted by the Board and became effective with the July 1, 2023 actuarial valuation.

TRA pre-retirement mortality rates were based on the PubT-2010(A) Employee Mortality Table, male rates set forward one year and female rates unadjusted. Generational projection uses the MP-2021 scale. Healthy retirees mortality rates were based on the PubT-2010(A) Retiree Mortality Table, male rates set forward one year and female rates unadjusted. Generational projection uses the MP-2021 scale. Beneficiaries mortality rates were based on the Pub-2010(A) Contingent Survivor Mortality Table, male rates set forward one year and female rates unadjusted. Generational projection uses the MP-2021 scale. Disabled retirees mortality rates were based on the PubNS-2010 Disabled Retiree Mortality Table, male rates set forward one year and female rates unadjusted. Generational projection uses the MP-2021 scale.

Inflation is assumed to be 2.5% for TRA. TRA cost of living benefit increases 1.0% for January 2019 through January 2023, then increasing by 0.1% each year up to 1.5% annually.

Salary growth assumptions for TRA range in annual increments from 2.85% to 8.85% before July 1, 2028 and 3.25% to 9.25% after June 30, 2028.

The following changes in actuarial assumptions and plan provisions for PERA occurred in 2024:

**WACONIA PUBLIC SCHOOLS
INDEPENDENT SCHOOL DISTRICT NO. 110
NOTES TO BASIC FINANCIAL STATEMENTS
JUNE 30, 2025**

NOTE 7 PENSION PLANS (CONTINUED)

F. Actuarial Methods and Assumptions (Continued)

Changes in Actuarial Assumptions:

- Rates of merit and seniority were adjusted, resulting in slightly higher rates.
- Assumed rates of retirement were adjusted as follows: increase the rate of assumed unreduced retirements, slight adjustments to Rule of 90 retirement rates, and slight adjustments to early retirement rates for Tier 1 and Tier 2 members.
- Minor increase in assumed withdrawals for males and females.
- Lower rates of disability.
- Continued use of Pub-2010 general mortality table with slight rate adjustments as recommended in the most recent experience study.
- Minor changes to form of payment assumptions for male and female retirees.
- Minor changes to assumptions made with respect to missing participant data.

Changes in Plan Provisions:

- The workers' compensation offset for disability benefits was eliminated. The actuarial equivalent factors updated to reflect the changes in assumptions.

The following changes in actuarial assumptions and plan provisions for TRA occurred in 2024:

Changes in Actuarial Assumptions:

- Mortality tables were updated for active employees, retirees, disabled retirees, and contingent beneficiaries to recently published tables derived from public plan data known as the Pub2010 family.
- Retirement rates were increased for some of the Tier II early retirement ages and some of the unreduced retirement rates were modified for both tiers to better align with actual experience.
- Probability that new female retirees elect either the Straight Life Annuity or 100% Joint & Survivor Annuity were refined to reflect the actual experience.
- Termination rates were reduced in the first 10 years of employment and slightly increased in years 16 to 25 to better match the observed experience.
- Disability rates were decreased beyond age 45 by 15% to reflect the continued lower than expected observations.

G. Discount Rate

The discount rate used to measure the PERA General Employees Plan liability was 7.0%. The projection of cash flows used to determine the discount rate assumed that contributions from plan members and employers will be made at rates set in Minnesota Statutes. Based on these assumptions, the fiduciary net position of the General Employees Fund was projected to be available to make all projected future benefit payments of current plan members. Therefore, the long-term expected rate of return on pension plan investments was applied to all periods of projected benefit payments to determine the total pension liability.

**WACONIA PUBLIC SCHOOLS
INDEPENDENT SCHOOL DISTRICT NO. 110
NOTES TO BASIC FINANCIAL STATEMENTS
JUNE 30, 2025**

NOTE 7 PENSION PLANS (CONTINUED)

G. Discount Rate (Continued)

The discount rate used to measure the TRA pension liability was 7.00%. There was no change in the discount rate since the prior measurement date. The projection of cash flows used to determine the discount rate assumed that employee contribution will be made at the fiscal year 2024 contribution rate, contributions from school districts will be made at contractually required rates (actuarially determined), and contributions from the state will be made at current statutorily required rates. Therefore, the long-term expected rate of return on pension plan investments was applied to all periods of projected benefit payments to determine the total pension liability.

H. Pension Liability Sensitivity

The following presents the District's proportionate share of the net pension liability for all plans it participates in, calculated using the discount rate disclosed in the preceding paragraph, as well as what the District's proportionate share of the net pension liability would be if it were calculated using a discount rate one percentage point lower or one percentage point higher than the current discount rate:

	<u>1% Decrease in Discount Rate</u>	<u>Current Discount Rate</u>	<u>1% Increase in Discount Rate</u>
General Employees Plan Discount Rate	6.00%	7.00%	8.00%
District's Proportionate Share of the PERA Net Pension Liability	\$ 7,264,835	\$ 3,326,145	\$ 86,212
Teachers Retirement Fund Discount Rate	6.00%	7.00%	8.00%
District's Proportionate share of the TRA Net Pension Liability	\$ 37,151,899	\$ 21,096,345	\$ 7,882,244

I. Pension Plan Fiduciary Net Position

Detailed information about General Employees Plan's fiduciary's net position is available in a separately issued PERA financial report. That report may be obtained on the Internet at www.mnpera.org.

Detailed information about TRA's fiduciary net position is available in a separately issued TRA financial report. That report can be obtained at www.MinnesotaTRA.org; by writing to TRA at 60 Empire Drive #400, St. Paul, Minnesota, 55103-2088; or by calling 651-296-2409 or 1-800-657-3669.

**WACONIA PUBLIC SCHOOLS
INDEPENDENT SCHOOL DISTRICT NO. 110
NOTES TO BASIC FINANCIAL STATEMENTS
JUNE 30, 2025**

NOTE 8 OTHER POSTEMPLOYMENT BENEFIT PLAN

A. Plan Description

The District operates and administers a single employer defined benefit other postemployment benefit plan (the Plan) that provides health and dental insurance to retired and active eligible employees and their spouses through the District's health insurance plan. There are 518 active participants and 45 retired participants along with 19 retired spouses. Benefit and eligibility provisions are established through negotiations between the District and various unions representing the District's employees and are renegotiated each bargaining period. The Plan does not issue a publicly available financial report.

B. Funding Policy

The District has assets restricted for OPEB. These assets are in a qualified irrevocable trust which are included as a fiduciary fund in these financial statements. The District's investment policy is to follow state statutes as listed in Note 3. Benefit payments equal to the annual direct subsidy plus implicit subsidy are assumed to be made from the trust. Contribution requirements are also negotiated between the District and union representatives. The District contributes \$-0- to \$4,200 of the cost of current-year premiums for eligible retired plan members and their spouses. For fiscal year 2025, the District contributed \$-0- to the plan.

C. Net OPEB Liability of the District

The components of the net OPEB liability of the District at June 30, 2025 were as follows:

Total OPEB Liability	\$ 7,013,111
Plan Fiduciary Net Position	1,131,749
District's Net OPEB Liability	<u>\$ 5,881,362</u>

Plan Fiduciary Net Position as a Percentage of the Total OPEB Liability	16.14%
--	--------

D. Actuarial Methods and Assumptions

The long-term expected rate of return on OPEB plan investments that are expected to be used to finance the payments of benefits, to the extent that (1) the OPEB plan's fiduciary net position is projected to be sufficient to make projected benefit payments and (2) OPEB plan assets are expected to be invested using a strategy to achieve that return, and a yield or index rate for 20-year, tax-exempt general obligation municipal bonds with an average rating of AA/Aa or higher (or equivalent quality on another rating scale), to the extent that the conditions above are not met.

**WACONIA PUBLIC SCHOOLS
INDEPENDENT SCHOOL DISTRICT NO. 110
NOTES TO BASIC FINANCIAL STATEMENTS
JUNE 30, 2025**

NOTE 8 OTHER POSTEMPLOYMENT BENEFIT PLAN (CONTINUED)

D. Actuarial Methods and Assumptions (Continued)

The District's net OPEB liability (asset) was measured as of June 30, 2025, and the total OPEB liability (asset) used to calculate the net OPEB liability was determined by an actuarial valuation as of July 1, 2023. Liabilities in this report were calculated as of the valuation date and rolled forward to the measurement date using standard actuarial roll forward techniques.

The total OPEB liability was determined by an actuarial valuation as of July 1, 2023, using the following actuarial assumptions, applied to all periods included in the measurement, unless otherwise specified:

Inflation	2.50%
Salary Increases	Service Graded Table
Investment Rate of Return	3.00%
Health Care Trend Rates	6.25% Grading to 5.00% Over 5 Years and Then to 4.00% Over the Next 48 Years
Dental Trend Rates	4.00%

Mortality rates were based on the Pub-2010 Public Retirement Plans Headcount-Weighted Mortality Tables (General, Teachers) with MP-2021 Generational Improvement Scale and other adjustments.

Economic assumptions are based on input from a variety of published sources of historical and projected future financial data. Each assumption was reviewed for reasonableness with the source information as well as for consistency with the other economic assumptions.

For the year ended June 30, 2025, the annual money-weighted rate of return on OPEB plan investments, net of OPEB plan expenditures, was 7.50%. The money-weighted rate of return expresses investment performance, net of investment expenditures, adjusted for the changing amounts actually invested.

**WACONIA PUBLIC SCHOOLS
INDEPENDENT SCHOOL DISTRICT NO. 110
NOTES TO BASIC FINANCIAL STATEMENTS
JUNE 30, 2025**

NOTE 8 OTHER POSTEMPLOYMENT BENEFIT PLAN (CONTINUED)

D. Actuarial Methods and Assumptions (Continued)

The long-term expected rate of return on OPEB plan investments was determined using a building-block method in which best-estimate ranges of expected future real rates of return (expected returns, net of OPEB plan investment expense and inflation) are developed for each major asset class. These asset class estimates are combined to produce the portfolio long-term expected rate of return by weighting the expected future real rates of return by the target asset allocation percentage (or target allocation, if available) and by adding expected inflation (2.50%). Best estimates of geometric real and nominal rates of return for each major asset class included in the OPEB plan's asset allocation as of the measurement date are summarized in the following table:

Asset Class	Long-Term Expected Real Rate of Return	Long-Term Expected Nominal Rate of Return
Cash and Equivalents	100.00 %	3.00 %

The discount rate used to measure the total OPEB liability was 4.80%. The projection of cash flows and OPEB trust assets used to determine the discount rate were based on recent employer contribution history and their stated funding policy. The OPEB trust's long-term assumed investment return was used to discount projected benefit payments for as long as projected trust assets are available to fund OPEB payments. Once projected trust assets are exhausted, the municipal bond index rate was applied to the remaining expected benefit payments.

The expected employer asset return is based on plan's target investment allocation along with long-term return expectations by asset class. Where there is sufficient historical evidence of market outperformance, historical average returns may be considered.

Since the most recent valuation, the following changes have been made:

- The expected long-term investment return was changed from 5.20% to 3.00%.
- The discount rate was changed from 4.10% to 4.80%.

**WACONIA PUBLIC SCHOOLS
INDEPENDENT SCHOOL DISTRICT NO. 110
NOTES TO BASIC FINANCIAL STATEMENTS
JUNE 30, 2025**

NOTE 8 OTHER POSTEMPLOYMENT BENEFIT PLAN (CONTINUED)

E. Changes in the Net OPEB Liability

	Increase (Decrease)		
	Total	Plan	Net OPEB
	OPEB Liability (a)	Fiduciary Net Position (b)	Liability (Asset) (a) - (b)
Balances at June 30, 2024	\$ 6,966,814	\$ 1,053,081	\$ 5,913,733
Changes for the Year:			-
Service Cost	400,160	-	400,160
Interest	294,779	-	294,779
Assumption Changes	(290,539)	-	(290,539)
Differences Between Expected and Actual Experience	-	47,335	(47,335)
Contributions - Employer	-	358,103	(358,103)
Net Investment income	-	31,592	(31,592)
Benefit Payments	(358,103)	(358,103)	-
Administrative Expense	-	(259)	259
Net Changes	<u>46,297</u>	<u>78,668</u>	<u>(32,371)</u>
Balances at June 30, 2025	<u>\$ 7,013,111</u>	<u>\$ 1,131,749</u>	<u>\$ 5,881,362</u>

The following presents the net OPEB liability of the District, as well as what the District's net OPEB liability would be if it were calculated using a discount rate 1-percentage-point lower or 1-percentage-point higher than the current discount rate:

	1% Decrease (3.80%)	Discount Rate (4.80%)	1% Increase (5.80%)
Net OPEB Liability	\$ 6,367,783	\$ 5,881,362	\$ 5,416,821

The following presents the net OPEB liability of the District, as well as what the District's net OPEB liability would be if it were calculated using healthcare cost trend rates that are 1-percentage-point lower (Medical 5.00% decreased to 4.00%, Dental 3.00%) or 1-percentage-point higher (Medical 7.00% decreasing to 6.00%, Dental 5.00%) than the current healthcare cost trend rates:

	Healthcare Cost		
	1% Decrease (Medical 5.00% Decreasing to 4.00% Over 6 Years, Dental 3.00%)	Current Trend Rates (Medical 6.00% Decreasing to 5.00% Over 6 Years, Dental 4.00%)	1% Increase (Medical 7.00% Decreasing to 6.00% Over 6 Years Dental 5.00%)
Net OPEB Liability	\$ 5,037,496	\$ 5,881,362	\$ 6,883,176

**WACONIA PUBLIC SCHOOLS
INDEPENDENT SCHOOL DISTRICT NO. 110
NOTES TO BASIC FINANCIAL STATEMENTS
JUNE 30, 2025**

NOTE 8 OTHER POSTEMPLOYMENT BENEFIT PLAN (CONTINUED)

E. Changes in the Net OPEB Liability (Continued)

For the year ended June 30, 2025, the District recognized OPEB expense of \$365,680. At June 30, 2025, the District reported deferred outflows of resources and deferred inflows of resources related to OPEB from the following sources:

Description	Deferred Outflows of Resources	Deferred Inflows of Resources
Difference Between Expected and Actual Liability	\$ 16,108	\$ 272,686
Change of Assumptions	35,757	708,714
Difference Between Projected and Actual Investment Earnings	-	30,839
Total	<u>\$ 51,865</u>	<u>\$ 1,012,239</u>

Amounts reported as deferred outflows of resources and deferred inflows of resources related to OPEB will be recognized in OPEB expense as follows:

<u>Year Ending June 30,</u>	Future Recognition
2026	\$ (315,738)
2027	(232,867)
2028	(252,596)
2029	(110,754)
2030	(48,419)
Total	<u>\$ (960,374)</u>

NOTE 9 FLEXIBLE BENEFIT PLAN

The District has a flexible benefit plan which is classified as a “cafeteria plan” under Section 125 of the IRC. All employee groups of the District are eligible if and when the collective bargaining agreement or contract with their group allows eligibility. Eligible employees can elect to participate by contributing pre-tax dollars withheld from payroll checks to the plan for health care and dependent care benefits.

Before the beginning of the plan year, which is January 1 to December 31, each participant designates a total amount of pre-tax dollars to be contributed to the plan during the year. At June 30, the District is contingently liable for claims against the total amount of participants’ annual contributions to the plan, whether or not such contributions have been made.

Payments of insurance premiums (health and dental) are made by the District directly to the designated insurance companies. These payments are made on a monthly basis and are accounted for in the General Fund.

**WACONIA PUBLIC SCHOOLS
INDEPENDENT SCHOOL DISTRICT NO. 110
NOTES TO BASIC FINANCIAL STATEMENTS
JUNE 30, 2025**

NOTE 9 FLEXIBLE BENEFIT PLAN (CONTINUED)

Amounts withheld for medical reimbursement and dependent care are deposited into a separate District checking account on a monthly basis. All assets of the plan are held in a separate bank account, administered by an employee of the District. Payments are made by the District to participating employees upon submitting a request for reimbursement of eligible expenses incurred by the participant.

All plan property and income attributable to that property is solely the property of the District, subject to the claims of the District's general creditors. Participants' rights under the plan are equal to those of general creditors of the District in an amount equal to eligible health care and dependent care expenses incurred by the participants. The District believes that it is unlikely that it will use the assets to satisfy the claims of general creditors in the future.

NOTE 10 JOINTLY GOVERNED ORGANIZATION

The Carver-Scott Educational Cooperative (Organization) was established in 1976. The educational cooperative provides, by a cooperative effort, programming and services from prenatal care through adult education. The education cooperative has eight member districts. Each member district shares in the cost of the programming and other charges for services. The cooperative is able to recover the cost of its programming through the previously mentioned revenue sources. The jointly governed Organization's financial statements are audited and available for inspection.

NOTE 11 COMMITMENTS AND CONTINGENCIES

Federal and State Programs

Amounts received or receivable from federal and state agencies are subject to agency audit and adjustment. Any disallowed claims, including amounts already collected, may constitute a liability of the applicable fund. The amount, if any, of funds which may be disallowed by the agencies cannot be determined at this time although the District expects such amounts, if any, to be immaterial.

Commitments

The District had construction commitments in the amount of \$5,472,190 as of the end of the year.

**WACONIA PUBLIC SCHOOLS
INDEPENDENT SCHOOL DISTRICT NO. 110
NOTES TO BASIC FINANCIAL STATEMENTS
JUNE 30, 2025**

NOTE 12 DENTAL SELF-INSURANCE PLAN

The District maintains an Internal Service Fund to account for and finance a self-insurance program for dental benefits. Accordingly, the District has not purchased outside insurance for the risks of losses to which it is exposed. Instead, the District management believes it is more economical to manage its risks internally and set aside assets for claim settlement. The Internal Service Fund currently services all claims and risk of loss to which the District is exposed for dental expenses. Participants in the program make premium payments to the fund based on the insurance premium.

District liabilities are reported when it is probable that a loss has occurred, and the amount of that loss can be reasonably estimated. Liabilities include an amount for claims that have been incurred but not reported. Because actual claim liabilities depend on such complex factors as inflation, changes in legal doctrines, and damage awards, the process used in computing a claim liability does not necessarily result in an exact amount. Claims liabilities are re-evaluated periodically to take into consideration recently settled claims, the frequency of claims, and other economic and social factors.

There were no liabilities in excess of claims paid at June 30, 2025. There is a possibility for loss if claims are in excess of the premiums collected. The District does not believe this occurrence would have a material financial effect on the District. The District held \$179,359 in cash and investments at June 30, 2025 for payment of claims.

Changes in the balance of claim liabilities during fiscal years 2025 and 2024 were as follows:

	<u>2025</u>	<u>2024</u>
Beginning of Fiscal Year Liability - Beginning of Year	\$ 25,072	\$ 32,459
Current Year Claims, Changes in Estimates and Other Charges	442,020	449,452
Current Year Claims Paid, Including an Estimate of Claims Incurred but Not Reported (IBNR)	<u>(450,085)</u>	<u>(456,839)</u>
End of Fiscal Year Liability - End of Year	<u>\$ 17,007</u>	<u>\$ 25,072</u>

NOTE 13 RISK MANAGEMENT

The District is exposed to various risks of loss related to torts; theft of, damage to, and destruction of assets; errors and omissions; injuries to employees; and natural disasters and workers compensation. The District is self-insured for employee related dental. The District is self-insured for property and casualty insurance through Minnesota Insurance Scholastic Trust.

There has been no significant reduction in insurance coverage from the previous year in any of the District's policies. Settled claims resulting from these risks have not exceeded insurance coverage in any of the past three fiscal years.

**WACONIA PUBLIC SCHOOLS
INDEPENDENT SCHOOL DISTRICT NO. 110
NOTES TO BASIC FINANCIAL STATEMENTS
JUNE 30, 2025**

NOTE 14 SUBSEQUENT EVENT

The District has entered into an agreement with the City of Waconia for repayment of project costs at the Safari Island Community Center. Total estimated repayment is \$220,000 for the baseball park grandstand improvement and \$93,159 for the pool filter project to be repaid over the next five years.

REQUIRED SUPPLEMENTARY INFORMATION

**WACONIA PUBLIC SCHOOLS
INDEPENDENT SCHOOL DISTRICT NO. 110
SCHEDULE OF REVENUES, EXPENDITURES, AND CHANGE IN FUND BALANCE
BUDGET AND ACTUAL
GENERAL FUND
YEAR ENDED JUNE 30, 2025**

	Budgeted Amounts		Actual Amounts	Over (Under) Final Budget
	Original	Final		
REVENUES				
Local Sources:				
Property Taxes	\$ 10,364,532	\$ 9,890,494	\$ 10,260,902	\$ 370,408
Earnings (Loss) on Investments	25,000	376,120	429,245	53,125
Other	1,371,025	1,441,614	1,609,460	167,846
State Sources	43,868,049	43,664,139	43,706,015	41,876
Federal Sources	804,000	923,217	894,894	(28,323)
Total Revenues	<u>56,432,606</u>	<u>56,295,584</u>	<u>56,900,516</u>	<u>604,932</u>
EXPENDITURES				
Current:				
Administration	1,755,915	1,700,554	1,565,188	(135,366)
District Support Services	2,100,817	1,840,589	1,873,843	33,254
Elementary and Secondary Regular Instruction	23,703,553	23,306,599	23,311,837	5,238
Vocational Education Instruction	550,798	566,017	635,542	69,525
Special Education Instruction	11,683,764	11,130,704	11,007,660	(123,044)
Instructional Support Services	2,487,342	2,759,051	2,032,438	(726,613)
Pupil Support Services	5,473,650	5,039,487	5,304,081	264,594
Sites and Buildings	4,401,670	4,128,364	4,243,269	114,905
Fiscal and Other Fixed Cost Programs	440,000	558,000	437,752	(120,248)
Capital Outlay	650,300	893,173	650,445	(242,728)
Debt Service:				
Principal	575,814	588,737	542,424	(46,313)
Interest and Fiscal Charges	189,650	169,650	190,791	21,141
Total Expenditures	<u>54,013,273</u>	<u>52,680,925</u>	<u>51,795,270</u>	<u>(885,655)</u>
EXCESS (DEFICIENCY) OF REVENUES OVER (UNDER) EXPENDITURES	2,419,333	3,614,659	5,105,246	1,490,587
OTHER FINANCING SOURCES				
Transfers Out	(63,000)	(63,000)	-	63,000
NET CHANGE IN FUND BALANCE	<u>\$ 2,356,333</u>	<u>\$ 3,551,659</u>	5,105,246	<u>\$ 1,553,587</u>
FUND BALANCE				
Beginning of Year			<u>4,555,778</u>	
End of Year			<u>\$ 9,661,024</u>	

See accompanying Notes to Required Supplementary Information.

**WACONIA PUBLIC SCHOOLS
INDEPENDENT SCHOOL DISTRICT NO. 110
SCHEDULE OF REVENUES, EXPENDITURES, AND CHANGE IN FUND BALANCE
BUDGET AND ACTUAL
FOOD SERVICE FUND
YEAR ENDED JUNE 30, 2025**

	Budgeted Amounts		Actual Amounts	Over (Under) Final Budget
	Original	Final		
REVENUES				
Local Sources:				
Earnings on Investments	\$ 75,000	\$ 75,000	\$ 97,867	\$ 22,867
Other - Primarily Meal Sales	795,600	795,600	482,412	(313,188)
State Sources	1,498,000	1,498,000	1,958,313	460,313
Federal Sources	1,106,975	1,106,975	766,064	(340,911)
Total Revenues	<u>3,475,575</u>	<u>3,475,575</u>	3,304,656	(170,919)
EXPENDITURES				
Current:				
Food Service	3,154,927	3,129,145	3,041,100	(88,045)
Capital Outlay	440,000	423,031	97,695	(325,336)
Debt Service:				
Principal	2,700	2,700	-	(2,700)
Total Expenditures	<u>3,597,627</u>	<u>3,554,876</u>	<u>3,138,795</u>	<u>(416,081)</u>
OTHER FINANCING SOURCES				
Sale of Equipment Proceeds	-	-	15,000	15,000
NET CHANGE IN FUND BALANCE	<u>\$ (122,052)</u>	<u>\$ (79,301)</u>	180,861	<u>\$ 260,162</u>
FUND BALANCE				
Beginning of Year			<u>2,283,631</u>	
End of Year			<u>\$ 2,464,492</u>	

See accompanying Notes to Required Supplementary Information.

**WACONIA PUBLIC SCHOOLS
INDEPENDENT SCHOOL DISTRICT NO. 110
SCHEDULE OF REVENUES, EXPENDITURES, AND CHANGE IN FUND BALANCE
BUDGET AND ACTUAL
COMMUNITY SERVICE FUND
YEAR ENDED JUNE 30, 2025**

	Budgeted Amounts		Actual Amounts	Over (Under) Final Budget
	Original	Final		
REVENUES				
Local Sources:				
Property Taxes	\$ 293,190	\$ 289,045	\$ 297,253	\$ 8,208
Earnings on Investments	53,000	50,117	91,320	41,203
Other - Primarily Tuition and Fees	3,096,750	3,105,844	3,312,320	206,476
State Sources	505,327	529,566	546,917	17,351
Total Revenues	<u>3,948,267</u>	<u>3,974,572</u>	<u>4,247,810</u>	<u>273,238</u>
EXPENDITURES				
Current:				
Community Service	3,769,754	3,774,476	4,068,829	294,353
Capital Outlay	5,500	60,800	58,386	(2,414)
Debt Service:				
Principal	10,658	10,300	4,372	(5,928)
Interest and Fiscal Charges	1,166	970	5,316	4,346
Total Expenditures	<u>3,787,078</u>	<u>3,846,546</u>	<u>4,136,903</u>	<u>290,357</u>
EXCESS (DEFICIENCY) OF REVENUES OVER (UNDER) EXPENDITURES	161,189	128,026	110,907	(17,119)
OTHER FINANCING SOURCES				
Transfer In	<u>67,000</u>	<u>67,000</u>	<u>-</u>	<u>(67,000)</u>
NET CHANGE IN FUND BALANCE	<u>\$ 228,189</u>	<u>\$ 195,026</u>	110,907	<u>\$ (84,119)</u>
FUND BALANCE				
Beginning of Year			<u>1,682,199</u>	
End of Year			<u>\$ 1,793,106</u>	

See accompanying Notes to Required Supplementary Information.

**WACONIA PUBLIC SCHOOLS
INDEPENDENT SCHOOL DISTRICT NO. 110
REQUIRED SUPPLEMENTARY INFORMATION
SCHEDULE OF CHANGES IN THE DISTRICT'S NET OPEB LIABILITY
AND RELATED RATIOS**

	<u>2025</u>	<u>2024</u>	<u>2023</u>	<u>2022</u>	<u>2021</u>
Total OPEB Liability:					
Service Cost	\$ 400,160	\$ 433,190	\$ 474,745	\$ 468,016	\$ 608,276
Interest	294,779	278,673	259,843	155,433	169,696
Assumption Changes	(290,539)	3,570	(38,983)	(972,179)	116,822
Plan Changes	-	-	-	-	-
Differences Between Expected and Actual Experience	-	(287,354)	-	37,592	-
Benefit Payments	<u>(358,103)</u>	<u>(343,807)</u>	<u>(349,317)</u>	<u>(363,345)</u>	<u>(291,176)</u>
Net Change in Total OPEB Liability	46,297	84,272	346,288	(674,483)	603,618
Total OPEB Liability - Beginning	<u>6,966,814</u>	<u>6,882,542</u>	<u>6,536,254</u>	<u>7,210,737</u>	<u>6,607,119</u>
Total OPEB Liability - Ending (a)	7,013,111	6,966,814	6,882,542	6,536,254	7,210,737
Plan Fiduciary Net Position:					
Contributions - Employer	358,103	43,807	73,317	133,345	41,176
Net Investment Income	78,927	64,837	76,039	73,445	39,751
Differences Between Expected and Actual Experience	-	41,623	(15,212)	(129,603)	(28,354)
Benefit Payments	(358,103)	(343,807)	(349,317)	(363,345)	(291,176)
Administrative Expenses	<u>(259)</u>	<u>(250)</u>	<u>(250)</u>	<u>(250)</u>	<u>(250)</u>
Net Change in Plan Fiduciary Net Position	78,668	(193,790)	(215,423)	(286,408)	(238,853)
Plan Fiduciary Net Position - Beginning	<u>1,053,081</u>	<u>1,246,871</u>	<u>1,462,294</u>	<u>1,748,702</u>	<u>1,987,555</u>
Plan Fiduciary Net Position - Ending (b)	<u>1,131,749</u>	<u>1,053,081</u>	<u>1,246,871</u>	<u>1,462,294</u>	<u>1,748,702</u>
District's Net OPEB Liability - Ending (a) - (b)	<u><u>\$ 5,881,362</u></u>	<u><u>\$ 5,913,733</u></u>	<u><u>\$ 5,635,671</u></u>	<u><u>\$ 5,073,960</u></u>	<u><u>\$ 5,462,035</u></u>
Plan Fiduciary Net Position as a Percentage of the Total OPEB Liability	16.14%	15.12%	18.12%	22.37%	24.25%
Covered Employee Payroll	\$ 30,104,580	\$ 29,227,748	\$ 29,858,010	\$ 28,988,359	\$ 29,150,902
District's Net OPEB Liability as a Percentage of Covered Employee Payroll	19.54%	20.23%	18.87%	17.50%	18.74%

The District implemented GASB Statement Nos 74 and 75 in fiscal year 2017, and the above table will be expanded to 10 years of information as the information becomes available.

See accompanying Notes to Required Supplementary Information.

**WACONIA PUBLIC SCHOOLS
INDEPENDENT SCHOOL DISTRICT NO. 110
REQUIRED SUPPLEMENTARY INFORMATION
SCHEDULE OF CHANGES IN THE DISTRICT'S NET OPEB LIABILITY
AND RELATED RATIOS (CONTINUED)**

	2020	2019	2018	2017
Total OPEB Liability:				
Service Cost	\$ 565,542	\$ 531,265	\$ 499,655	\$ 413,072
Interest	216,868	210,296	188,177	173,853
Assumption Changes	(193,743)	85,058	(115,287)	-
Plan Changes	272,742	-	-	-
Differences Between Expected and Actual Experience	(567,850)	-	118,049	-
Benefit Payments	(231,614)	(243,601)	(216,893)	(234,747)
Net Change in Total OPEB Liability	61,945	583,018	473,701	352,178
Total OPEB Liability - Beginning	6,545,174	5,962,156	5,488,455	5,136,277
Total OPEB Liability - Ending (a)	6,607,119	6,545,174	5,962,156	5,488,455
Plan Fiduciary Net Position:				
Contributions - Employer	42,594	-	66,893	84,747
Net Investment Income	37,490	46,783	48,262	43,719
Differences Between Expected and Actual Experience	-	(2,744)	-	-
Benefit Payments	(231,614)	(243,601)	(216,893)	(234,747)
Administrative Expenses	(251)	(250)	-	-
Net Change in Plan Fiduciary Net Position	(151,781)	(199,812)	(101,738)	(106,281)
Plan Fiduciary Net Position - Beginning	2,139,336	2,339,148	2,440,886	2,547,167
Plan Fiduciary Net Position - Ending (b)	1,987,555	2,139,336	2,339,148	2,440,886
District's Net OPEB Liability - Ending (a) - (b)	<u>\$ 4,619,564</u>	<u>\$ 4,405,838</u>	<u>\$ 3,623,008</u>	<u>\$ 3,047,569</u>
Plan Fiduciary Net Position as a Percentage of the Total OPEB Liability	30.08%	32.69%	39.23%	44.47%
Covered Employee Payroll	\$ 28,301,847	\$ 27,608,850	\$ 26,804,709	\$ 22,691,454
District's Net OPEB Liability as a Percentage of Covered Employee Payroll	16.32%	15.96%	13.52%	13.43%

See accompanying Notes to Required Supplementary Information.

**WACONIA PUBLIC SCHOOLS
 INDEPENDENT SCHOOL DISTRICT NO. 110
 REQUIRED SUPPLEMENTARY INFORMATION
 SCHEDULE OF MONEY WEIGHTED RATE OF RETURN ON PLAN ASSETS
 LAST NINE YEARS**

<u>Year</u>	<u>Annual Money- Weighted Rate of Return, Net of Investment Expense</u>
2025	7.50%
2024	8.50%
2023	4.20%
2022	-3.20%
2021	0.60%
2020	1.80%
2019	2.00%
2018	2.00%
2017	1.70%

The District implemented GASB Statement Nos 74 and 75 in fiscal year 2017, and the above table will be expanded to 10 years of information as the information becomes available.

See accompanying Notes to Required Supplementary Information.

**WACONIA PUBLIC SCHOOLS
INDEPENDENT SCHOOL DISTRICT NO. 110
REQUIRED SUPPLEMENTARY INFORMATION
SCHEDULE OF THE DISTRICT'S PROPORTIONATE SHARE OF THE
NET PENSION LIABILITY
LAST TEN MEASUREMENT DATES**

	Measurement Date <u>June 30, 2024</u>	Measurement Date <u>June 30, 2023</u>	Measurement Date <u>June 30, 2022</u>
<u>PERA</u>			
District's Proportion of the Net Pension Liability	0.0900%	0.1020%	0.1086%
District's Proportionate Share of the Net Pension Liability	\$ 3,326,145	\$ 5,703,726	\$ 8,601,156
State's Proportionate Share of the Net Pension Liability Associated with District	<u>86,007</u>	<u>157,214</u>	<u>252,197</u>
Total District's and State's Proportionate Share of the Net Pension Liability	<u>\$ 3,412,152</u>	<u>\$ 5,860,940</u>	<u>\$ 8,853,353</u>
District's Covered Payroll	\$ 7,594,067	\$ 8,100,947	\$ 8,136,080
District's Proportionate Share of the Net Pension Liability as a Percentage of its Covered Payroll	43.80%	70.41%	105.72%
Plan Fiduciary Net Position as a Percentage of the Total Pension Liability	89.08%	83.10%	76.70%
<u>TRA</u>			
District's Proportion of the Net Pension Liability	0.3320%	0.3711%	0.3635%
District's Proportionate Share of the Net Pension Liability	\$ 21,096,345	\$ 30,638,847	\$ 29,107,157
State's Proportionate Share of the Net Pension Liability Associated with District	<u>1,379,732</u>	<u>2,146,208</u>	<u>2,158,554</u>
Total District's and State's Proportionate Share of the Net Pension Liability	<u>\$ 22,476,077</u>	<u>\$ 32,785,055</u>	<u>\$ 31,265,711</u>
District's Covered Payroll	\$ 21,696,983	\$ 23,777,450	\$ 22,663,885
District's Proportionate Share of the Net Pension Liability as a Percentage of its Covered Payroll	97.23%	128.86%	128.43%
Plan Fiduciary Net Position as a Percentage of the Total Pension Liability	82.07%	76.42%	76.17%

See accompanying Notes to Required Supplementary Information.

**WACONIA PUBLIC SCHOOLS
INDEPENDENT SCHOOL DISTRICT NO. 110
REQUIRED SUPPLEMENTARY INFORMATION
SCHEDULE OF THE DISTRICT'S PROPORTIONATE SHARE OF THE
NET PENSION LIABILITY (CONTINUED)
LAST TEN MEASUREMENT DATES**

	Measurement Date June 30, 2021	Measurement Date June 30, 2020	Measurement Date June 30, 2019	Measurement Date June 30, 2018	Measurement Date June 30, 2017	Measurement Date June 30, 2016	Measurement Date June 30, 2015
<u>PERA</u>							
District's Proportion of the Net Pension Liability	0.1096%	0.1104%	0.1117%	0.1117%	0.1085%	0.1014%	0.0987%
District's Proportionate Share of the Net Pension Liability	\$ 4,680,411	\$ 6,618,985	\$ 6,175,643	\$ 6,196,658	\$ 6,926,568	\$ 8,233,177	\$ 5,115,146
State's Proportionate Share of the Net Pension Liability Associated with District	142,997	204,098	191,992	203,325	87,118	107,503	-
Total District's and State's Proportionate Share of the Net Pension Liability	<u>\$ 4,823,408</u>	<u>\$ 6,823,083</u>	<u>\$ 6,367,635</u>	<u>\$ 6,399,983</u>	<u>\$ 7,013,686</u>	<u>\$ 8,340,680</u>	<u>\$ 5,115,146</u>
District's Covered Payroll	\$ 7,894,920	\$ 7,894,467	\$ 7,911,760	\$ 7,576,040	\$ 7,031,866	\$ 6,288,093	\$ 5,810,167
District's Proportionate Share of the Net Pension Liability as a Percentage of its Covered Payroll	59.28%	83.84%	78.06%	81.79%	98.50%	130.93%	88.04%
Plan Fiduciary Net Position as a Percentage of the Total Pension Liability	87.00%	79.06%	80.20%	79.53%	75.90%	68.91%	78.20%
<u>TRA</u>							
District's Proportion of the Net Pension Liability	0.3529%	0.3661%	0.3792%	0.3751%	0.3578%	0.3408%	0.3228%
District's Proportionate Share of the Net Pension Liability	\$ 15,443,959	\$ 27,047,959	\$ 24,170,288	\$ 23,556,918	\$ 71,423,370	\$ 81,288,931	\$ 19,968,372
State's Proportionate Share of the Net Pension Liability Associated with District	1,302,522	2,266,697	2,138,997	2,213,237	6,904,490	8,159,126	2,449,348
Total District's and State's Proportionate Share of the Net Pension Liability	<u>\$ 16,746,481</u>	<u>\$ 29,314,656</u>	<u>\$ 26,309,285</u>	<u>\$ 25,770,155</u>	<u>\$ 78,327,860</u>	<u>\$ 89,448,057</u>	<u>\$ 22,417,720</u>
District's Covered Payroll	\$ 20,812,927	\$ 21,359,861	\$ 21,699,857	\$ 20,716,507	\$ 21,137,307	\$ 17,834,400	\$ 16,526,173
District's Proportionate Share of the Net Pension Liability as a Percentage of its Covered Payroll	74.20%	126.63%	111.38%	113.71%	337.90%	455.80%	120.83%
Plan Fiduciary Net Position as a Percentage of the Total Pension Liability	86.63%	75.48%	78.07%	78.07%	51.57%	44.88%	76.80%

See accompanying Notes to Required Supplementary Information.

**WACONIA PUBLIC SCHOOLS
INDEPENDENT SCHOOL DISTRICT NO. 110
REQUIRED SUPPLEMENTARY INFORMATION
SCHEDULE OF THE DISTRICT'S CONTRIBUTIONS
LAST TEN FISCAL YEARS**

	<u>2024</u>	<u>2023</u>	<u>2022</u>	<u>2021</u>
<u>PERA</u>				
Contractually Required Contribution	\$ 600,551	\$ 569,555	\$ 607,571	\$ 610,206
Contributions in Relation to the Contractually Required Contribution	<u>(600,551)</u>	<u>(569,555)</u>	<u>(607,571)</u>	<u>(610,206)</u>
Contribution Deficiency (Excess)	<u>\$ -</u>	<u>\$ -</u>	<u>\$ -</u>	<u>\$ -</u>
District's Covered Payroll	\$ 8,007,347	\$ 7,594,067	\$ 8,100,947	\$ 8,136,080
Contributions as a Percentage of Covered Payroll	7.50%	7.50%	7.50%	7.50%
<u>TRA</u>				
Contractually Required Contribution	\$ 2,029,143	\$ 1,898,486	\$ 2,032,972	\$ 1,890,168
Contributions in Relation to the Contractually Required Contribution	<u>(2,029,143)</u>	<u>(1,898,486)</u>	<u>(2,032,972)</u>	<u>(1,890,168)</u>
Contribution Deficiency (Excess)	<u>\$ -</u>	<u>\$ -</u>	<u>\$ -</u>	<u>\$ -</u>
District's Covered Payroll	\$ 23,190,206	\$ 21,696,983	\$ 23,777,450	\$ 22,663,885
Contributions as a Percentage of Covered Payroll	8.75%	8.75%	8.55%	8.34%

See accompanying Notes to Required Supplementary Information.

**WACONIA PUBLIC SCHOOLS
INDEPENDENT SCHOOL DISTRICT NO. 110
REQUIRED SUPPLEMENTARY INFORMATION
SCHEDULE OF THE DISTRICT CONTRIBUTIONS (CONTINUED)
LAST TEN FISCAL YEARS**

	2020	2019	2018	2017	2016	2015
<u>PERA</u>						
Contractually Required Contribution	\$ 592,119	\$ 592,085	\$ 593,382	\$ 568,203	\$ 527,390	\$ 471,607
Contributions in Relation to the Contractually Required Contribution	<u>(592,119)</u>	<u>(592,085)</u>	<u>(593,382)</u>	<u>(568,203)</u>	<u>(527,390)</u>	<u>(471,607)</u>
Contribution Deficiency (Excess)	<u>\$ -</u>	<u>\$ -</u>	<u>\$ -</u>	<u>\$ -</u>	<u>\$ -</u>	<u>\$ -</u>
District's Covered Payroll	\$ 7,894,920	\$ 7,894,467	\$ 7,911,760	\$ 7,576,040	\$ 7,031,866	\$ 6,288,093
Contributions as a Percentage of Covered Payroll	7.50%	7.50%	7.50%	7.50%	7.50%	7.50%
<u>TRA</u>						
Contractually Required Contribution	\$ 1,692,091	\$ 1,691,701	\$ 1,673,059	\$ 1,553,738	\$ 1,585,298	\$ 1,337,580
Contributions in Relation to the Contractually Required Contribution	<u>(1,692,091)</u>	<u>(1,691,701)</u>	<u>(1,673,059)</u>	<u>(1,553,738)</u>	<u>(1,585,298)</u>	<u>(1,337,580)</u>
Contribution Deficiency (Excess)	<u>\$ -</u>	<u>\$ -</u>	<u>\$ -</u>	<u>\$ -</u>	<u>\$ -</u>	<u>\$ -</u>
District's Covered Payroll	\$ 20,812,927	\$ 21,359,861	\$ 21,699,857	\$ 20,716,507	\$ 21,137,307	\$ 17,834,400
Contributions as a Percentage of Covered Payroll	8.13%	7.92%	7.71%	7.50%	7.50%	7.50%

See accompanying Notes to Required Supplementary Information.

**WACONIA PUBLIC SCHOOLS
INDEPENDENT SCHOOL DISTRICT NO. 110
NOTES TO REQUIRED SUPPLEMENTARY INFORMATION
JUNE 30, 2025**

NOTE 1 CHANGES IN SIGNIFICANT PENSION PLAN PROVISION, ACTUARIAL METHODS, AND ASSUMPTIONS

The following changes were reflected in the valuation performed on behalf of the Public Employees Retirement Association for the measurement period ended June 30:

2024

Changes in Actuarial Assumptions

- Rates of merit and seniority were adjusted, resulting in slightly higher rates.
- Assumed rates of retirement were adjusted as follows: increase the rate of assumed unreduced retirements, slight adjustments to Rule of 90 retirement rates, and slight adjustments to early retirement rates for Tier 1 and Tier 2 members.
- Minor increase in assumed withdrawals for males and females.
- Lower rates of disability.
- Continued use of Pub-2010 general mortality table with slight rate adjustments as recommended in the most recent experience study.
- Minor changes to form of payment assumptions for male and female retirees.
- Minor changes to assumptions made with respect to missing participant data.

Changes in Plan Provisions

- The workers' compensation offset for disability benefits was eliminated. The actuarial equivalent factors updated to reflect the changes in assumptions.

2023

Changes in Actuarial Assumptions

- The investment return and single discount rates were changed from 6.50% to 7.00%.

Changes in Plan Provisions

- An additional one-time direct state aid contribution of \$170.1 million will be contributed to the Plan on October 1, 2023.
- The vesting period of those hired after June 30, 2010, was changed from five years of allowable service to three years of allowable service.
- The benefit increase delay for early retirements on or after January 1, 2024, was eliminated.
- A one-time, non-compounding benefit increase of 2.5% minus the actual 2024 adjustment will be payable in a lump sum for calendar year 2024 by March 31, 2024.

2022

Changes in Actuarial Assumptions

- The mortality improvement scale was changed from Scale MP-2020 to Scales MP-2021.

Changes in Plan Provisions

- There have been no changes since the prior valuation.

**WACONIA PUBLIC SCHOOLS
INDEPENDENT SCHOOL DISTRICT NO. 110
NOTES TO REQUIRED SUPPLEMENTARY INFORMATION
JUNE 30, 2025**

NOTE 1 CHANGES IN SIGNIFICANT PENSION PLAN PROVISION, ACTUARIAL METHODS, AND ASSUMPTIONS (CONTINUED)

2021

Changes in Actuarial Assumptions

- The investment return and single discount rates were changed from 7.50% to 6.50%, for financial reporting purposes.
- The mortality improvement scale was changed from Scale MP-2019 to Scales MP-2020.

Changes in Plan Provisions

- There have been no changes since the prior valuation.

2020

Changes in Actuarial Assumptions

- The price inflation assumption was decreased from 2.50% to 2.25%.
- The payroll growth assumption was decreased from 3.25% to 3.00%.
- Assumed salary increase rates were changed as recommended in the June 30, 2019 experience study. The net effect is assumed rates that average 0.25% less than previous rates.
- Assumed rates of retirement were changed as recommended in the June 30, 2019 experience study. The changes result in more unreduced (normal) retirements and slightly fewer Rule of 90 and early retirements.
- Assumed rates of termination were changed as recommended in the June 30, 2019 experience study. The new rates are based on service and are generally lower than the previous rates for years 2-5 and slightly higher thereafter.
- Assumed rates of disability were changed as recommended in the June 30, 2019 experience study. The change results in fewer predicted disability retirements for males and females.
- The base mortality table for healthy annuitants and employees was changed from the RP-2014 table to the Pub-2010 General Mortality table, with adjustments. The base mortality table for disabled annuitants was changed from the RP-2014 disabled annuitant mortality table to the PUB-2010 General/Teacher disabled annuitant mortality table, with adjustments.
- The mortality improvement scale was changed from Scale MP-2018 to Scale MP-2019.
- The assumed spouse age difference was changed from two years older for females to one year older.
- The assumed number of married male new retirees electing the 100% Joint & Survivor option changed from 35% to 45%. The assumed number of married female new retirees electing the 100% Joint & Survivor option changed from 15% to 30%. The corresponding number of married new retirees electing the Life annuity option was adjusted accordingly.

**WACONIA PUBLIC SCHOOLS
INDEPENDENT SCHOOL DISTRICT NO. 110
NOTES TO REQUIRED SUPPLEMENTARY INFORMATION
JUNE 30, 2025**

NOTE 1 CHANGES IN SIGNIFICANT PENSION PLAN PROVISION, ACTUARIAL METHODS, AND ASSUMPTIONS (CONTINUED)

2020 (Continued)

Changes in Plan Provisions

- Augmentation for current privatized members was reduced to 2.0% for the period July 1, 2020 through December 31, 2023 and 0.0% after. Augmentation was eliminated for privatizations occurring after June 30, 2020.

2019

Changes in Actuarial Assumptions

- The mortality projection scale was changed from MP-2017 to MP-2018.

Changes in Plan Provisions

- The employer supplemental contributions was changed prospectively, decreasing from \$31.0 million to \$21.0 million per year. The State's special funding contribution was changed prospectively, requiring \$16.0 million due per year through 2031.

2018

Changes in Actuarial Assumptions

- The mortality projection scale was changed from MP-2015 to MP-2017.
- The assumed postretirement benefit increase was changed from 1.0% per year through 2044 and 2.50% per year thereafter to 1.25% per year.

Changes in Plan Provisions

- The augmentation adjustment in early retirement factors is eliminated over a five-year period starting July 1, 2019, resulting in actuarial equivalence after June 30, 2024.
- Interest credited on member contributions decreased from 4.0% to 3.0%, beginning July 1, 2018.
- Deferred augmentation was changed to 0.0%, effective January 1, 2019. Augmentation that has already accrued for deferred members will still apply.
- Contribution stabilizer provisions were repealed.
- Postretirement benefit increases were changed from 1.0% per year with a provision to increase to 2.5% upon attainment of 90.0% funding ratio to 50.0% of the Social Security Cost-of-Living Adjustment, not less than 1.0% and not more than 1.50%, beginning January 1, 2019.
- For retirements on or after January 1, 2024, the first benefit increase is delayed until the retiree reaches normal retirement age; does not apply to Rule of 90 retirees, disability benefit recipients, or survivors.
- Actuarial equivalent factors were updated to reflect revised mortality and interest assumptions.

2017

Changes in Actuarial Assumptions

- The Combined Service Annuity (CSA) loads were changed from 0.8% for active members and 60% for vested and nonvested deferred members. The revised CSA loads are now 0.0% for active member liability, 15.0% for vested deferred member liability and 3.0% for nonvested deferred member liability.

**WACONIA PUBLIC SCHOOLS
INDEPENDENT SCHOOL DISTRICT NO. 110
NOTES TO REQUIRED SUPPLEMENTARY INFORMATION
JUNE 30, 2025**

NOTE 1 CHANGES IN SIGNIFICANT PENSION PLAN PROVISION, ACTUARIAL METHODS, AND ASSUMPTIONS (CONTINUED)

2017 (Continued)

Changes in Actuarial Assumptions (Continued)

- The assumed postretirement benefit increase rate was changed from 1.0% per year for all years to 1.0% per year through 2044 and 2.5 % per year thereafter.

Changes in Plan Provisions

- The State's contribution for the Minneapolis Employees Retirement Fund equals \$16.0 million in 2017 and 2018, and \$6.0 million thereafter.
- The Employer Supplemental Contribution for the Minneapolis Employees Retirement Fund changed from \$21.0 million to \$31.0 million in calendar years 2019 to 2031. The state's contribution changed from \$16.0 million to \$6.0 million in calendar years 2019 to 2031.

2016

Changes in Actuarial Assumptions

- The assumed postretirement benefit increase rate was changed from 1.0% per year through 2035 and 2.5% per year thereafter to 1.0% per year for all future years.
- The assumed investment return was changed from 7.9% to 7.5%. The single discount rate was changed from 7.9% to 7.5%.
- Other assumptions were changed pursuant to the experience study dated June 30, 2015. The assumed future salary increases, payroll growth, and inflation were decreased by 0.25% to 3.25% for payroll growth and 2.50% for inflation.

Changes in Plan Provisions

- There have been no changes since the prior valuation.

2015

Changes in Actuarial Assumptions

- The assumed postretirement benefit increase rate was changed from 1.00% per year through 2030 and 2.50% per year thereafter to 1.00% per year through 2035 and 2.50% per year thereafter.

Changes in Plan Provisions

- On January 1, 2015, the Minneapolis Employees Retirement Fund was merged into the General Employees Fund, which increased the total pension liability by \$1.1 billion and increase the fiduciary plan net position by \$892 million. Upon consolidation, state and employer contributions were revised; the State's contribution of \$6.0 million, which meets the special funding situation definition, was due September 2015.

**WACONIA PUBLIC SCHOOLS
INDEPENDENT SCHOOL DISTRICT NO. 110
NOTES TO REQUIRED SUPPLEMENTARY INFORMATION
JUNE 30, 2025**

NOTE 1 CHANGES IN SIGNIFICANT PENSION PLAN PROVISION, ACTUARIAL METHODS, AND ASSUMPTIONS (CONTINUED)

The following changes were reflected in the valuation performed on behalf of the Teachers Retirement Association for the measurement period ended June 30:

2024

Changes in Actuarial Assumptions

- Mortality tables were updated for active employees, retirees, disabled retirees, and contingent beneficiaries to recently published tables derived from public plan data known as the Pub2010 family.
- Retirement rates were increased for some of the Tier II early retirement ages and some of the unreduced retirement rates were modified for both tiers to better align with actual experience.
- Probability that new female retirees elect either the Straight Life Annuity or 100% Joint & Survivor Annuity were refined to reflect the actual experience.
- Termination rates were reduced in the first 10 years of employment and slightly increased in years 16 to 25 to better match the observed experience.
- Disability rates were decreased beyond age 45 by 15% to reflect the continued lower than expected observations.

Changes in Plan Provisions

- There have been no changes since the prior valuation.

2023

Changes in Actuarial Assumptions

- There have been no changes since the prior valuation.

Changes in Plan Provisions

- There have been no changes since the prior valuation.

2022

Changes in Actuarial Assumptions

- There have been no changes since the prior valuation.

Changes in Plan Provisions

- There have been no changes since the prior valuation.

2021

Changes in Actuarial Assumptions

- The investment return assumption was changed from 7.50% to 7.00%

Changes in Plan Provisions

- There have been no changes since the prior valuation.

**WACONIA PUBLIC SCHOOLS
INDEPENDENT SCHOOL DISTRICT NO. 110
NOTES TO REQUIRED SUPPLEMENTARY INFORMATION
JUNE 30, 2025**

NOTE 1 CHANGES IN SIGNIFICANT PENSION PLAN PROVISION, ACTUARIAL METHODS, AND ASSUMPTIONS (CONTINUED)

2020

Changes in Actuarial Assumptions

- Assumed termination rates were changed to more closely reflect actual experience.
- The pre-retirement mortality assumption was changed to the RP-2014 white collar employee table, male rates set back five years and female rates set back seven years.
- Generational projection uses the MP-2015 scale. Assumed form of annuity election proportions were changed to more closely reflect actual experience for female retirees.

Changes in Plan Provisions

- There have been no changes since the prior valuation.

2019

Changes in Actuarial Assumptions

- There have been no changes since the prior valuation.

Changes in Plan Provisions

- There have been no changes since the prior valuation.

2018

Changes in Actuarial Assumptions

- The investment return assumption was changed from 8.5% to 7.5%.
- The price inflation assumption was lowered from 3.0% to 2.5%.
- The payroll growth assumption was lowered from 3.5% to 3.0%.
- The wage inflation assumption (above price inflation) was reduced from 0.75% to 0.35% for the next 10 years, and 0.75% thereafter.
- The total salary increase assumption was adjusted by the wage inflation change.
- The amortization date for the funding of the Unfunded Actuarial Accrual Liability (UAAL) was reset to June 30, 2048 (30 years).
- The mechanism in the law that provided the TRA Board with some authority to set contribution rates was eliminated.

Changes in Plan Provisions

- The COLA was reduced from 2.0% each January 1 to 1.0%, effective January 1, 2019. Beginning January 1, 2024, the COLA will increase 0.1% each year until reaching the ultimate rate of 1.5% in January 1, 2028.
- Beginning July 1, 2024, eligibility for the first COLA changes to normal retirement age (age 65 to 66 depending on date of birth). However, members who retire under Rule of 90 and members who are at least age 62 with 30 years of service credit are exempt.
- The COLA trigger provision, which would have increased the COLA to 2.5% if the funded ratio was at least 90% for two consecutive years, was eliminated.
- Augmentation in the early retirement reduction factors is phased out over a five-year period beginning July 1, 2019 and ending June 30, 2024 (this reduces early retirement benefits). Members who retire and are at least age 62 with 30 years of service are exempt.

**WACONIA PUBLIC SCHOOLS
INDEPENDENT SCHOOL DISTRICT NO. 110
NOTES TO REQUIRED SUPPLEMENTARY INFORMATION
JUNE 30, 2025**

NOTE 1 CHANGES IN SIGNIFICANT PENSION PLAN PROVISION, ACTUARIAL METHODS, AND ASSUMPTIONS (CONTINUED)

2018 (Continued)

Changes in Plan Provisions (Continued)

- Augmentation on deferred benefits will be reduced to zero percent beginning July 1, 2019. Interest payable on refunds to members was reduced from 4.0% to 3.0%, effective July 1, 2018. Interest due on payments and purchases from members, employers is reduced from 8.5% to 7.5%, effective July 1, 2018.
- The employer contribution rate is increased each July 1 over the next four years, (7.92% in 2019, 8.13% in 2020, 8.55% in 2021, and 8.75% in 2022). In addition, the employee contribution rate will increase from 7.50% to 7.75% on July 1, 2023. The state provides funding for the higher employer contribution rate through an adjustment in the school aid formula.

2017

Changes in Actuarial Assumptions

- The cost-of-living adjustment (COLA) was assumed to increase from 2.0% annually to 2.5% annually on July 1, 2045.
- Adjustments were made to the combined service annuity loads. The active load was reduced from 1.4% to 0.0%, the vested inactive load increased from 4.0% to 7.0%, and the nonvested inactive load increased from 4.0% to 9.0%.
- The investment return assumption was changed from 8.0% to 7.5%.
- The COLA was not assumed to increase to 2.5%, but remain at 2.0% for all future years.
- The price inflation assumption as lowered from 2.75% to 2.5%.
- The payroll growth assumption was lowered from 3.5% to 3.0%.
- The general wage growth assumption was lowered from 3.5% to 2.85% for 10 years followed by 3.25% thereafter.
- The salary increase assumption was adjusted to reflect the changes in the general wage growth assumption.

Changes in Plan Provisions

- There have been no changes since the prior valuation.

2016

Changes in Actuarial Assumptions

- The cost-of-living adjustment was not assumed to increase (it remained at 2.0% for all future years).
- The price inflation assumption was lowered from 3.0% to 2.75%.
- The general wage growth and payroll growth assumptions were lowered from 3.75% to 3.5%.
- Minor changes at some durations for the merit scale of the salary increase assumption.
- The pre-retirement mortality assumption was changed to the RP-2014 white collar employee table, male rates set back six years, and female rates set back five years. Generational projection uses the MP-2015 scale.

**WACONIA PUBLIC SCHOOLS
INDEPENDENT SCHOOL DISTRICT NO. 110
NOTES TO REQUIRED SUPPLEMENTARY INFORMATION
JUNE 30, 2025**

NOTE 1 CHANGES IN SIGNIFICANT PENSION PLAN PROVISION, ACTUARIAL METHODS, AND ASSUMPTIONS (CONTINUED)

2016 (Continued)

Changes in Actuarial Assumptions (Continued)

- The postretirement mortality assumption was changed to the RP-2014 white collar annuitant table, male rates set back three years and female rates set back three years, with further adjustments of the rates. Generational projection uses the MP-2015 scale.
- The post-disability mortality assumption was changed to the RP-2014 disabled retiree mortality table, without adjustments.
- Separate retirement assumptions for members hired before or after July 1, 1989 were created to better reflect each group's behavior in light of different requirements for retirement eligibility.
- Assumed termination rates were changed to be based solely on years of service in order to better fit the observed experience.
- A minor adjustment and simplification of the assumption regarding the election of optional forms of payment at retirement were made.

Changes in Plan Provisions

- There have been no changes since the prior valuation.

2015

Changes in Actuarial Assumptions

- The cost-of-living adjustment was assumed to increase from 2.0% annually to 2.5% annually on July 1, 2037.
- The investment return assumption was changed from 8.25% to 8.0%.

Changes in Plan Provisions

- The Duluth Teachers Retirement Fund Association was merged into TRA on June 30, 2015. This also resulted in a state-provided contribution stream of \$14.377 million until the System becomes fully funded.

**WACONIA PUBLIC SCHOOLS
INDEPENDENT SCHOOL DISTRICT NO. 110
NOTES TO REQUIRED SUPPLEMENTARY INFORMATION
JUNE 30, 2025**

**NOTE 2 CHANGES IN SIGNIFICANT OTHER POSTEMPLOYMENT BENEFIT PLAN PROVISION,
ACTUARIAL METHODS, AND ASSUMPTIONS**

2025

- The expected long-term investment return was changed from 5.20% to 3.00%.
- The discount rate was changed from 4.10% to 4.80%.

2024

- The discount rate was changed from 3.90% to 4.10%.
- The health care trend rates were changed to better anticipate short term and long-term medical increases.
- The mortality tables were updated from the Pub-2010 Public Retirement Plans Headcount-Weighted Mortality Tables (General, Teachers) with MP-2020 Generational Improvement Scale to the Pub-2010 Public Retirement Plans Headcount-Weighted Mortality Tables (General, Teachers) with MP-2021 Generational Improvement Scale.
- The post-employment subsidies for Secretaries/Clerical employees, Confidential employees, and Custodians are no longer expected to increase with trend.
- The annual money-weighted rate of return on OPEB plan investments, net of OPEB plan expenditures, was changed from 4.20% to 8.50%.

2023

- The discount rate was changed from 3.80% to 3.90%.
- The mortality tables were updated from the Pub-2010 Public Retirement Plans Headcount-Weighted Mortality Tables (General, Teachers) with MP-2020 Generational Improvement Scale to the Pub-2010 Public Retirement Plans Headcount-Weighted Mortality Tables (General, Teachers) with MP-2021 Generational Improvement Scale.

2022

- The discount rate was changed from 2.10% to 3.80%.
- The expected long-term rate of return was changed from 2.00% to 4.20%.
- The inflation rate was changed from 2.00% to 2.50%.

2021

- The discount rate was changed from 2.40% to 2.10%.

2020

- An early retirement incentive for teachers were added.
- The health care trend rates, mortality tables, and salary increase rates were updated.
- The discount rate was changed from 3.1% to 2.4%.

2019

- The expected long-term investment return was changed from 2.50% to 2.00%.
- The discount rate was changed from 3.30% to 3.10%.

**WACONIA PUBLIC SCHOOLS
INDEPENDENT SCHOOL DISTRICT NO. 110
NOTES TO REQUIRED SUPPLEMENTARY INFORMATION
JUNE 30, 2025**

NOTE 2 CHANGES IN SIGNIFICANT OTHER POSTEMPLOYMENT BENEFIT PLAN PROVISION, ACTUARIAL METHODS, AND ASSUMPTIONS (CONTINUED)

2018

- The health care trend rates were changed to better anticipate short term and long term medical increases.
- The mortality table was updated from RP-2014 White Collar Mortality Tables with MP-2015 Generational Improvement Scale to the RP-2014 White Collar Mortality Tables with MP-2016 Generational Improvement Scale.
- The expected long-term investment return was changed from 2.40% to 2.50%.
- The discount rate was changed from 3.20% to 3.30%.

NOTE 3 COMPLIANCE - BUDGET

The budget and the actual amounts are both prepared on the modified accrual basis of accounting in accordance with GAAP.

In the following funds, expenditures exceeded the appropriations during the year ended June 30, 2025:

	<u>Budget</u>	<u>Expenditures</u>	<u>Excess</u>
Special Revenue Funds:			
Community Service Fund	\$ 3,846,546	\$ 4,136,903	\$ 290,357

The overages above were considered by District management to be the result of necessary expenditures critical to operations.

SUPPLEMENTARY INFORMATION

**WACONIA PUBLIC SCHOOLS
INDEPENDENT SCHOOL DISTRICT NO. 110
GENERAL FUND
BALANCE SHEET
JUNE 30, 2025
(WITH SUMMARIZED FINANCIAL INFORMATION AS OF JUNE 30, 2024)**

	2025	2024
ASSETS		
Cash and Investments	\$ 14,540,199	\$ 9,549,853
Receivables:		
Current Taxes	5,631,279	5,264,179
Delinquent Taxes	61,041	63,913
Accounts Receivable	8,770	83,460
Due from Other Minnesota School Districts	-	1,888
Due from Minnesota Department of Education	4,663,554	4,034,203
Due from Federal through the Minnesota Department of Education	19,687	57,231
Due from Other Governmental Units	66,512	65,493
Interest Receivable	72,207	-
Prepaid Items	341,858	861,484
Total Assets	\$ 25,405,107	\$ 19,981,704
LIABILITIES, DEFERRED INFLOWS OF RESOURCES, AND FUND BALANCE		
LIABILITIES		
Salaries Payable	\$ 4,420,478	\$ 4,821,374
Accounts and Contracts Payable	603,670	636,743
Due to Other Minnesota School Districts	148,135	177,107
Due to Other Governmental Units	78,454	21,283
Unearned Revenue	4,367	3,039
Total Liabilities	5,255,104	5,659,546
DEFERRED INFLOWS OF RESOURCES		
Property Taxes Levied for Subsequent Year	10,432,284	9,702,467
Unavailable Revenue - Delinquent Property Taxes	56,695	63,913
Total Deferred Inflows of Resources	10,488,979	9,766,380
FUND BALANCE		
Nonspendable	341,858	861,484
Restricted for:		
Student Activities	400,557	449,064
Staff Development	178,876	-
Literacy Incentive Aid	393,326	205,311
American Indian Education Aid	9,598	-
Learning and Development	1,590,182	1,254,488
Gifted and Talented	131,571	88,444
English Learner	1,164	-
Basic Skills Programs	100,287	31,413
School Library Aid	138,355	70,764
Student Support Personnel	124,482	52,448
Safe Schools	324,564	227,365
Literacy Aid	159,760	-
Teacher Compensation for READ Act Training	52,501	-
Long-Term Facilities Maintenance	479,866	416,267
Medical Assistance	683,205	593,776
Assigned for:		
Assigned for Levy Adjustment	500,000	-
Assigned for Health Insurance	700,000	-
Assigned for Sinkhole	185,000	-
Unassigned	3,165,872	304,954
Total Fund Balance	9,661,024	4,555,778
Total Liabilities, Deferred Inflows of Resources, and Fund Balance	\$ 25,405,107	\$ 19,981,704

**WACONIA PUBLIC SCHOOLS
INDEPENDENT SCHOOL DISTRICT NO. 110
GENERAL FUND
SCHEDULE OF REVENUES, EXPENDITURES, AND CHANGE IN FUND BALANCE
BUDGET AND ACTUAL
YEAR ENDED JUNE 30, 2025
(WITH SUMMARIZED FINANCIAL INFORMATION FOR THE YEAR ENDED JUNE 30, 2024)**

	2025		Over (Under) Final Budget	2024	
	Final Budget	Actual Amounts		Actual Amounts	
REVENUES					
Local Sources:					
Property Taxes	\$ 9,890,494	\$ 10,260,902	\$ 370,408	\$ 10,257,821	
Earnings on Investments	376,120	429,245	53,125	112,866	
Other	1,441,614	1,609,460	167,846	1,589,605	
State Sources	43,664,139	43,706,015	41,876	43,525,336	
Federal Sources	923,217	894,894	(28,323)	1,255,095	
Total Revenues	56,295,584	56,900,516	604,932	56,740,723	
EXPENDITURES					
Current:					
Administration:					
Salaries	996,873	1,009,372	12,499	947,424	
Employee Benefits	521,297	394,684	(126,613)	379,874	
Purchased Services	93,860	80,689	(13,171)	82,842	
Supplies and Materials	47,574	44,900	(2,674)	37,538	
Other Expenditures	40,950	35,543	(5,407)	41,057	
Total Administration	1,700,554	1,565,188	(135,366)	1,488,735	
District Support Services:					
Salaries	1,037,086	1,097,086	60,000	1,012,441	
Employee Benefits	420,908	418,852	(2,056)	376,223	
Purchased Services	299,020	273,477	(25,543)	254,099	
Supplies and Materials	77,950	79,909	1,959	48,001	
Capital Expenditures	3,100	1,516	(1,584)	-	
Other Expenditures	5,625	4,519	(1,106)	4,240	
Total District Support Services	1,843,689	1,875,359	31,670	1,695,004	
Elementary and Secondary					
Regular Instruction:					
Salaries	15,629,211	15,396,673	(232,538)	14,660,721	
Employee Benefits	5,622,407	5,818,045	195,638	5,082,537	
Purchased Services	1,248,061	1,316,487	68,426	1,199,768	
Supplies and Materials	685,334	669,267	(16,067)	498,834	
Capital Expenditures	296,543	112,659	(183,884)	58,042	
Other Expenditures	121,586	111,365	(10,221)	122,191	
Total Elementary and Secondary Regular Instruction	23,603,142	23,424,496	(178,646)	21,622,093	

**WACONIA PUBLIC SCHOOLS
INDEPENDENT SCHOOL DISTRICT NO. 110
GENERAL FUND
SCHEDULE OF REVENUES, EXPENDITURES, AND CHANGE IN FUND BALANCE
BUDGET AND ACTUAL (CONTINUED)
YEAR ENDED JUNE 30, 2025
(WITH SUMMARIZED FINANCIAL INFORMATION FOR THE YEAR ENDED JUNE 30, 2024)**

	2025		Over (Under) Final Budget	2024	
	Final Budget	Actual Amounts		Actual Amounts	
EXPENDITURES (Continued)					
Current (Continued):					
Vocational Education Instruction:					
Salaries	\$ 303,411	\$ 314,744	\$ 11,333	\$ 282,931	
Employee Benefits	101,946	109,084	7,138	97,981	
Purchased Services	125,740	176,443	50,703	124,963	
Supplies and Materials	34,900	35,271	371	30,177	
Other Expenditures	20	-	(20)	21	
Total Vocational Education Instruction	566,017	635,542	69,525	536,073	
Special Education Instruction:					
Salaries	7,519,851	7,413,575	(106,276)	7,109,988	
Employee Benefits	3,344,227	3,258,445	(85,782)	3,105,789	
Purchased Services	195,120	264,209	69,089	244,646	
Supplies and Materials	64,806	60,250	(4,556)	97,916	
Capital Expenditures	23,800	8,701	(15,099)	0	
Other Expenditures	6,700	11,181	4,481	9,297	
Total Special Education Instruction	11,154,504	11,016,361	(138,143)	10,567,636	
Instructional Support Services:					
Salaries	1,428,974	1,165,339	(263,635)	1,319,933	
Employee Benefits	555,973	445,771	(110,202)	499,752	
Purchased Services	303,622	180,218	(123,404)	187,079	
Supplies and Materials	469,657	240,361	(229,296)	359,054	
Capital Expenditures	220,761	199,508	(21,253)	51,037	
Other Expenditures	825	749	(76)	769	
Total Instructional Support Services	2,979,812	2,231,946	(747,866)	2,417,624	
Pupil Support Services:					
Salaries	971,491	868,611	(102,880)	853,920	
Employee Benefits	401,286	396,597	(4,689)	375,559	
Purchased Services	3,628,119	4,000,103	371,984	3,684,350	
Supplies and Materials	34,349	30,251	(4,098)	37,136	
Capital Expenditures	25,914	700	(25,214)	1,959	
Other Expenditures	4,242	8,519	4,277	5,513	
Total Pupil Support Services	5,065,401	5,304,781	239,380	4,958,437	

**WACONIA PUBLIC SCHOOLS
INDEPENDENT SCHOOL DISTRICT NO. 110
GENERAL FUND
SCHEDULE OF REVENUES, EXPENDITURES, AND CHANGE IN FUND BALANCE
BUDGET AND ACTUAL (CONTINUED)
YEAR ENDED JUNE 30, 2025
(WITH SUMMARIZED FINANCIAL INFORMATION FOR THE YEAR ENDED JUNE 30, 2024)**

	2025		Over (Under) Final Budget	2024	
	Final Budget	Actual Amounts		Actual Amounts	
EXPENDITURES (Continued)					
Current (Continued):					
Sites and Buildings:					
Salaries	\$ 1,322,119	\$ 1,292,255	\$ (29,864)	\$ 1,352,092	
Employee Benefits	585,660	537,156	(48,504)	513,619	
Purchased Services	1,420,128	1,609,266	189,138	1,443,938	
Supplies and Materials	692,828	702,253	9,425	616,337	
Capital Expenditures	323,055	327,361	4,306	119,744	
Other Expenditures	107,629	102,339	(5,290)	106,487	
Total Sites and Buildings	4,451,419	4,570,630	119,211	4,152,217	
Fiscal and Other Fixed Cost Programs:					
Employee Benefits	118,000	-	(118,000)	-	
Purchased Services	440,000	437,752	(2,248)	385,977	
Total Fiscal and Other Fixed Costs Programs	558,000	437,752	(120,248)	385,977	
Debt Service:					
Principal	588,737	542,424	(46,313)	544,387	
Interest and Fiscal Charges	169,650	190,791	21,141	212,756	
Total Debt Service	758,387	733,215	(25,172)	757,143	
Total Expenditures	52,680,925	51,795,270	(885,655)	48,580,939	
EXCESS (DEFICIENCY) OF REVENUES OVER (UNDER) EXPENDITURES	3,614,659	5,105,246	1,490,587	8,159,784	
OTHER FINANCING SOURCES (USES)					
Transfers Out	(63,000)	-	63,000	(179,732)	
NET CHANGE IN FUND BALANCE	\$ 3,551,659	5,105,246	\$ 1,553,587	7,980,052	
FUND BALANCE					
Beginning of Year		4,555,778		(3,424,274)	
End of Year		\$ 9,661,024		\$ 4,555,778	

**WACONIA PUBLIC SCHOOLS
INDEPENDENT SCHOOL DISTRICT NO. 110
FOOD SERVICE SPECIAL REVENUE FUND
BALANCE SHEET
JUNE 30, 2025
(WITH SUMMARIZED FINANCIAL INFORMATION AS OF JUNE 30, 2024)**

	2025	2024
ASSETS		
Cash and Investments	\$ 2,533,615	\$ 2,301,222
Receivables:		
Due from Other Minnesota School Districts	5,530	-
Due from Minnesota Department of Education	-	36,653
Inventory	88,831	75,886
Prepaid Items	3,507	28,914
Total Assets	\$ 2,631,483	\$ 2,442,675
LIABILITIES AND FUND BALANCE		
LIABILITIES		
Salaries Payable	\$ 91,432	\$ 85,966
Accounts and Contracts Payable	17,527	14,720
Due to Other Governmental Unit	4,318	3,166
Unearned Revenue	53,714	55,192
Total Liabilities	166,991	159,044
FUND BALANCE		
Nonspendable	92,338	104,800
Restricted for Food Service	2,372,154	2,178,831
Total Fund Balance	2,464,492	2,283,631
Total Liabilities and Fund Balance	\$ 2,631,483	\$ 2,442,675

**WACONIA PUBLIC SCHOOLS
INDEPENDENT SCHOOL DISTRICT NO. 110
FOOD SERVICE SPECIAL REVENUE FUND
SCHEDULE OF REVENUES, EXPENDITURES, AND CHANGE IN FUND BALANCE
BUDGET AND ACTUAL
YEAR ENDED JUNE 30, 2025
(WITH SUMMARIZED FINANCIAL INFORMATION FOR THE YEAR ENDED JUNE 30, 2024)**

	2025		Over (Under) Final Budget	2024
	Final Budget	Actual Amounts		Actual Amounts
REVENUES				
Local Sources:				
Earnings on Investments	\$ 75,000	\$ 97,867	\$ 22,867	\$ 103,990
Other - Primarily Meal Sales	795,600	482,412	(313,188)	458,080
State Sources	1,498,000	1,958,313	460,313	1,898,686
Federal Sources	1,106,975	766,064	(340,911)	928,091
Total Revenues	3,475,575	3,304,656	(170,919)	3,388,847
EXPENDITURES				
Current:				
Salaries	1,032,485	1,085,375	52,890	1,151,587
Employee Benefits	528,554	535,114	6,560	480,427
Purchased Services	252,681	203,477	(49,204)	223,630
Supplies and Materials	1,313,116	1,214,388	(98,728)	1,322,136
Other Expenditures	2,309	2,746	437	2,432
Capital Outlay	423,031	97,695	(325,336)	289,671
Debt Service:				
Principal	2,700	-	(2,700)	2,053
Interest and Fiscal Charges	-	-	-	647
Total Expenditures	3,554,876	3,138,795	(416,081)	3,472,583
Excess of Revenues Over Expenditures	(79,301)	165,861	245,162	(83,736)
OTHER FINANCING SOURCES				
Sale of Equipment Proceeds	-	15,000	15,000	-
NET CHANGE IN FUND BALANCE	\$ (79,301)	180,861	\$ 260,162	(83,736)
FUND BALANCE				
Beginning of Year		2,283,631		2,367,367
End of Year		\$ 2,464,492		\$ 2,283,631

**WACONIA PUBLIC SCHOOLS
INDEPENDENT SCHOOL DISTRICT NO. 110
COMMUNITY SERVICE SPECIAL REVENUE FUND
BALANCE SHEET
JUNE 30, 2025
(WITH SUMMARIZED FINANCIAL INFORMATION AS OF JUNE 30, 2024)**

	2025	2024
ASSETS		
Cash and Investments	\$ 2,128,748	\$ 2,050,384
Receivables:		
Current Taxes	137,978	154,461
Delinquent Taxes	1,893	2,005
Accounts Receivable	227,816	168,672
Due from Minnesota Department of Education	54,402	62,830
Due from Other Governmental Units	-	2,000
Prepaid Items	5,153	34,408
Total Assets	\$ 2,555,990	\$ 2,474,760
LIABILITIES, DEFERRED INFLOWS OF RESOURCES, AND FUND BALANCE		
LIABILITIES		
Salaries Payable	\$ 100,618	\$ 168,026
Accounts and Contracts Payable	107,981	130,876
Due to Other Governmental Units	1,627	191
Unearned Revenue	284,773	193,103
Total Liabilities	494,999	492,196
DEFERRED INFLOWS OF RESOURCES		
Property Taxes Levied for Subsequent Year	265,992	298,360
Unavailable Revenue - Delinquent Taxes	1,893	2,005
Total Deferred Inflows of Resources	267,885	300,365
FUND BALANCE		
Nonspendable	5,153	34,408
Restricted for Community Education Programs	1,437,789	1,288,135
Restricted for Early Childhood and Family Education Programs	201,935	180,303
Restricted for School Readiness	115,325	159,386
Restricted for Community Service	32,904	28,993
Unassigned	-	(9,026)
Total Fund Balance	1,793,106	1,682,199
Total Liabilities, Deferred Inflows of Resources, and Fund Balance	\$ 2,555,990	\$ 2,474,760

**WACONIA PUBLIC SCHOOLS
INDEPENDENT SCHOOL DISTRICT NO. 110
COMMUNITY SERVICE SPECIAL REVENUE FUND
SCHEDULE OF REVENUES, EXPENDITURES, AND CHANGE IN FUND BALANCE
BUDGET AND ACTUAL
YEAR ENDED JUNE 30, 2025
(WITH SUMMARIZED FINANCIAL INFORMATION FOR THE YEAR ENDED JUNE 30, 2024)**

	2025		Over (Under) Final Budget	2024
	Final Budget	Actual Amounts		Final Budget
REVENUES				
Local Sources:				
Property Taxes	\$ 289,045	\$ 297,253	\$ 8,208	\$ 267,214
Earnings on Investments	50,117	91,320	41,203	95,105
Other - Primarily Tuition and Fees	3,105,844	3,312,320	206,476	3,249,955
State Sources	529,566	546,917	17,351	517,578
Total Revenues	3,974,572	4,247,810	273,238	4,129,852
EXPENDITURES				
Current:				
Salaries	2,097,261	2,195,990	98,729	2,000,262
Employee Benefits	615,056	691,884	76,828	622,202
Purchased Services	764,426	860,719	96,293	1,004,086
Supplies and Materials	285,860	309,665	23,805	255,295
Other Expenditures	11,873	10,571	(1,302)	7,995
Capital Outlay	60,800	58,386	(2,414)	2,008
Debt Service:				
Principal	10,300	4,372	(5,928)	7,572
Interest and Fiscal Charges	970	5,316	4,346	3,157
Total Expenditures	3,846,546	4,136,903	290,357	3,902,577
EXCESS (DEFICIENCY) OF REVENUES OVER (UNDER) EXPENDITURES	128,026	110,907	(17,119)	227,275
OTHER FINANCING SOURCES				
Transfer in	67,000	-	(67,000)	91,370
NET CHANGE IN FUND BALANCE	\$ 195,026	110,907	\$ (84,119)	318,645
FUND BALANCE				
Beginning of Year		1,682,199		1,363,554
End of Year		\$ 1,793,106		\$ 1,682,199

**WACONIA PUBLIC SCHOOLS
INDEPENDENT SCHOOL DISTRICT NO. 110
DEBT SERVICE FUND
BALANCE SHEET
JUNE 30, 2025
(WITH SUMMARIZED FINANCIAL INFORMATION AS OF JUNE 30, 2024)**

	2025	2024
ASSETS		
Cash and Investments	\$ 6,272,734	\$ 6,403,014
Receivables:		
Current Taxes	4,634,302	4,694,196
Delinquent Taxes	59,978	64,534
Due from Minnesota Department of Education	79,698	73,279
Total Assets	\$ 11,046,712	\$ 11,235,023
LIABILITIES, DEFERRED INFLOWS OF RESOURCES, AND FUND BALANCE		
LIABILITIES		
Accounts and Contracts Payable	\$ -	\$ 2,000
DEFERRED INFLOWS OF RESOURCES		
Property Taxes Levied for Subsequent Year	8,672,485	8,817,234
Unavailable Revenue - Delinquent Taxes	59,958	64,534
Total Deferred Inflows of Resources	8,732,443	8,881,768
FUND BALANCE		
Restricted for Debt Service	2,314,269	2,351,255
Total Liabilities, Deferred Inflows of Resources, and Fund Balance	\$ 11,046,712	\$ 11,235,023

**WACONIA PUBLIC SCHOOLS
INDEPENDENT SCHOOL DISTRICT NO. 110
DEBT SERVICE FUND
SCHEDULE OF REVENUES, EXPENDITURES, AND CHANGE IN FUND BALANCE
BUDGET AND ACTUAL
YEAR ENDED JUNE 30, 2025
(WITH SUMMARIZED FINANCIAL INFORMATION FOR THE YEAR ENDED JUNE 30, 2024)**

	2025		2024	
	Final Budgeted Amounts	Actual Amounts	Over (Under) Final Budget	Actual Amounts
REVENUES				
Local Sources:				
Property Tax	\$ 8,632,035	\$ 8,518,362	\$ (113,673)	\$ 8,573,282
Earnings on Investments	150,000	333,936	183,936	251,145
State Sources	796,975	796,977	2	732,784
Total Revenues	9,579,010	9,649,275	70,265	9,557,211
EXPENDITURES				
Debt Service:				
Bond Principal	6,315,492	7,200,000	884,508	6,090,000
Bond Interest	3,263,518	2,490,256	(773,262)	3,306,831
Total Expenditures	9,579,010	9,690,256	111,246	9,396,831
Excess (Deficiency) of Revenues Over (Under) Expenditures	-	(40,981)	(40,981)	160,380
OTHER FINANCING SOURCES				
Issuance of Bonds	-	11,105,000	11,105,000	-
Bond Premium	-	999,222	999,222	-
Payment to Refunded Bond Escrow Agent	-	(12,100,227)	(12,100,227)	-
Total Other Financing Sources	-	3,995	3,995	-
NET CHANGE IN FUND BALANCE	\$ -	(36,986)	\$ (36,986)	160,380
Fund Balance - Beginning of Year		2,351,255		2,190,875
FUND BALANCE - END OF YEAR		\$ 2,314,269		\$ 2,351,255

**WACONIA PUBLIC SCHOOLS
INDEPENDENT SCHOOL DISTRICT NO. 110
CAPITAL PROJECTS FUND
BALANCE SHEET
JUNE 30, 2025
(WITH SUMMARIZED FINANCIAL INFORMATION AS OF JUNE 30, 2024)**

	2025	2024
ASSETS		
Cash and Investments	\$ 11,011,968	\$ 4,281,033
Other Receivables:		
Accounts and Interest Receivable	24,236	36,657
Total Assets	\$ 11,036,204	\$ 4,317,690
LIABILITIES AND FUND BALANCE		
LIABILITIES		
Accounts and Contracts Payable	\$ 2,802,034	\$ 220,697
FUND BALANCE		
Restricted for Other	333,514	77,557
Restricted for Long-Term Facilities Maintenance	7,900,656	4,019,436
Total Fund Balance	8,234,170	4,096,993
Total Fund Liabilities and Fund Balance	\$ 11,036,204	\$ 4,317,690

**WACONIA PUBLIC SCHOOLS
INDEPENDENT SCHOOL DISTRICT NO. 110
CAPITAL PROJECTS FUND
SCHEDULE OF REVENUES, EXPENDITURES, AND CHANGE IN FUND BALANCE
BUDGET AND ACTUAL JUNE 30, 2025
(WITH SUMMARIZED FINANCIAL INFORMATION FOR THE YEAR ENDED JUNE 30, 2024)**

	2025		Over (Under) Final Budget	2024
	Final Budgeted Amounts	Actual Amounts		Actual Amounts
REVENUES				
Local Sources:				
Earnings on Investments	\$ 100,000	\$ 255,958	\$ 155,958	\$ 77,556
EXPENDITURES				
Capital Outlay	<u>3,624,710</u>	<u>5,459,450</u>	<u>1,834,740</u>	<u>2,061,110</u>
EXCESS (DEFICIENCY) OF REVENUES OVER (UNDER) EXPENDITURES	(3,524,710)	(5,203,492)	(1,678,782)	(1,983,554)
OTHER FINANCING SOURCES				
Issuance of Bonds	9,340,670	8,680,000	(660,670)	6,010,000
Bond Premium	-	660,669	660,669	70,547
Total Other Financing Sources	<u>9,340,670</u>	<u>9,340,669</u>	<u>(1)</u>	<u>6,080,547</u>
NET CHANGE IN FUND BALANCE	<u>\$ 5,815,960</u>	4,137,177	<u>\$ (1,678,783)</u>	4,096,993
FUND BALANCE				
Beginning of Year		<u>4,096,993</u>		<u>-</u>
End of Year		<u>\$ 8,234,170</u>		<u>\$ 4,096,993</u>

**WACONIA PUBLIC SCHOOLS
INDEPENDENT SCHOOL DISTRICT NO. 110
UNIFORM FINANCIAL ACCOUNTING AND REPORTING STANDARDS
COMPLIANCE TABLE
JUNE 30, 2025**

01 GENERAL FUND	Audit	UFARS	Difference	06 BUILDING CONSTRUCTION	Audit	UFARS	Difference
Total Revenues	\$ 56,900,516	\$ 56,900,515	\$ 1	Total Revenues	\$ 255,958	\$ 255,958	\$ -
Total Expenditures	\$ 51,795,270	\$ 51,795,268	\$ 2	Total Expenditures	\$ 5,459,450	\$ 5,459,450	\$ -
<i>Nonspendable:</i>				<i>Nonspendable:</i>			
460 Nonspendable	\$ 341,858	\$ 341,858	\$ -	460 Nonspendable	\$ -	\$ -	\$ -
<i>Restricted:</i>				<i>Restricted:</i>			
401 Student Activities	\$ 400,557	\$ 400,557	\$ -	407 Capital Projects Levy	\$ -	\$ -	\$ -
403 Staff Development	\$ 178,876	\$ 178,876	\$ -	409 Alternative Fac. Program	\$ -	\$ -	\$ -
405 Deferred Maintenance	\$ -	\$ -	\$ -	413 Project Funded by COP	\$ -	\$ -	\$ -
406 Health & Safety	\$ -	\$ -	\$ -	467 LTFM	\$ 7,900,656	\$ 7,900,656	\$ -
412 Literacy Incentive Aid	\$ 393,326	\$ 393,326	\$ -	464 Other Purposes	\$ 333,514	\$ 333,515	\$ (1)
414 Operating Debt	\$ -	\$ -	\$ -	<i>Unassigned:</i>			
416 Levy Reduction	\$ -	\$ -	\$ -	463 Unassigned	\$ -	\$ -	\$ -
420 American Indian Ed Aid	\$ 9,598	\$ 9,598	\$ -				
424 Operating Capital	\$ -	\$ -	\$ -	07 DEBT SERVICE			
426 \$25 Taconite	\$ -	\$ -	\$ -	Total Revenues	\$ 9,649,275	\$ 9,649,274	\$ 1
427 Disabled Accessibility	\$ -	\$ -	\$ -	Total Expenditures	\$ 21,790,483	\$ 21,790,482	\$ 1
428 Learning & Development	\$ 1,590,182	\$ 1,590,182	\$ -	<i>Restricted/Reserved:</i>			
434 Area Learning Center	\$ -	\$ -	\$ -	425 Bond Refundings	\$ -	\$ -	\$ -
435 Contracted Alt. Programs	\$ -	\$ -	\$ -	451 QZAB Payments	\$ -	\$ -	\$ -
436 St. Approved Alt. Prog.	\$ -	\$ -	\$ -	464 Other Purposes	\$ 2,314,269	\$ 2,314,268	\$ 1
438 Gifted & Talented	\$ 131,571	\$ 131,571	\$ -	<i>Unassigned:</i>			
439 English Learner	\$ 1,164	\$ 1,164	\$ -	463 Unassigned	\$ -	\$ -	\$ -
441 Basic Skills	\$ 100,287	\$ 100,287	\$ -				
443 School Library Aid	\$ 138,355	\$ 138,355	\$ -	08 TRUST			
446 First Grade Preparedness	\$ -	\$ -	\$ -	Total Revenues	\$ 12,950	\$ 12,950	\$ -
449 Safe Schools Levy	\$ 324,564	\$ 324,564	\$ -	Total Expenditures	\$ 10,250	\$ 10,250	\$ -
450 Pre-Kindergarten	\$ -	\$ -	\$ -	<i>Unassigned:</i>			
451 QZAB Payments	\$ -	\$ -	\$ -	402 Scholarships	\$ 29,648	\$ 29,648	\$ -
456 Literacy Aid	\$ 159,760	\$ 159,760	\$ -				
457 Teacher Comp Read Act	\$ 52,501	\$ 52,501	\$ -	09 AGENCY			
464 Other Purposes	\$ -	\$ -	\$ -	<i>Unassigned: Should Always Be -0-</i>			
467 LTFM	\$ 479,866	\$ 479,866	\$ -	422 Unassigned	\$ -	\$ -	\$ -
471 Student Support Personnel	\$ 124,482	\$ 124,482	\$ -				
472 Medical Assistance	\$ 683,205	\$ 683,205	\$ -	20 INTERNAL SERVICE			
<i>Committed:</i>				Total Revenues	\$ 418,183	\$ 418,183	\$ -
418 Committed for Severance	\$ -	\$ -	\$ -	Total Expenditures	\$ 442,895	\$ 442,895	\$ -
461 Committed	\$ -	\$ -	\$ -	<i>Unassigned:</i>			
<i>Assigned:</i>				422 Unassigned	\$ 162,352	\$ 162,352	\$ -
462 Assigned	\$ 1,385,000	\$ 1,385,000	\$ -				
<i>Unassigned:</i>				25 OPEB REVOCABLE TRUST			
422 Unassigned	\$ 3,165,872	\$ 3,165,874	\$ (2)	Total Revenues	\$ -	\$ -	\$ -
02 FOOD SERVICE				Total Expenditures	\$ -	\$ -	\$ -
Total Revenues	\$ 3,304,656	\$ 3,304,655	\$ 1	<i>Unassigned:</i>			
Total Expenditures	\$ 3,138,795	\$ 3,138,794	\$ 1	422 Unassigned	\$ -	\$ -	\$ -
<i>Nonspendable:</i>				45 OPEB IRREVOCABLE TRUST			
460 Nonspendable	\$ 92,338	\$ 92,338	\$ -	Total Revenues	\$ 439,769	\$ 439,769	\$ -
<i>Restricted:</i>				Total Expenditures	\$ 361,101	\$ 361,101	\$ -
452 OPEB Liability Not In Trust	\$ -	\$ -	\$ -	<i>Unassigned:</i>			
464 Other Purposes	\$ 2,372,154	\$ 2,372,155	\$ (1)	422 Unassigned	\$ 1,131,749	\$ 1,131,749	\$ -
<i>Unassigned:</i>							
463 Unassigned	\$ -	\$ -	\$ -	47 OPEB DEBT SERVICE			
04 COMMUNITY SERVICE				Total Revenues	\$ -	\$ -	\$ -
Total Revenues	\$ 4,247,810	\$ 4,247,809	\$ 1	Total Expenditures	\$ -	\$ -	\$ -
Total Expenditures	\$ 4,136,903	\$ 4,136,902	\$ 1	<i>Restricted:</i>			
<i>Nonspendable:</i>				464 Other Purposes	\$ -	\$ -	\$ -
460 Nonspendable	\$ 5,153	\$ 5,153	\$ -	<i>Unassigned:</i>			
<i>Restricted:</i>				463 Unassigned	\$ -	\$ -	\$ -
426 \$25 Taconite	\$ -	\$ -	\$ -				
431 Community Education	\$ 1,437,789	\$ 1,437,789	\$ -				
432 E.C.F.E.	\$ 201,935	\$ 201,935	\$ -				
444 School Readiness	\$ 115,325	\$ 115,325	\$ -				
447 Adult Basic Education	\$ -	\$ -	\$ -				
452 OPEB Liability Not In Trust	\$ -	\$ -	\$ -				
464 Other Purposes	\$ 32,904	\$ 32,904	\$ -				
<i>Unassigned:</i>							
463 Unassigned	\$ -	\$ -	\$ -				

OTHER REQUIRED REPORTS



**INDEPENDENT AUDITORS' REPORT ON INTERNAL CONTROL OVER
FINANCIAL REPORTING AND ON COMPLIANCE AND OTHER MATTERS
BASED ON AN AUDIT OF FINANCIAL STATEMENTS PERFORMED
IN ACCORDANCE WITH GOVERNMENT AUDITING STANDARDS**

Board of Education
Waconia Public Schools
Independent School District No. 110
Waconia, Minnesota

We have audited, in accordance with the auditing standards generally accepted in the United States of America and the standards applicable to financial audits contained in *Government Auditing Standards* issued by the Comptroller General of the United States, the financial statements of the governmental activities, each major fund, and the aggregate remaining fund information of Independent School District No. 110 (the District), as of and for the year ended June 30, 2025, and the related notes to the financial statements, which collectively comprise the District's basic financial statements, and have issued our report thereon dated November 21, 2025.

Report on Internal Control Over Financial Reporting

In planning and performing our audit of the financial statements, we considered the District's internal control over financial reporting (internal control) as a basis for designing audit procedures that are appropriate in the circumstances for the purpose of expressing our opinions on the financial statements, but not for the purpose of expressing an opinion on the effectiveness of the District's internal control. Accordingly, we do not express an opinion on the effectiveness of the District's internal control.

A deficiency in internal control exists when the design or operation of a control does not allow management or employees, in the normal course of performing their assigned functions, to prevent, or detect and correct, misstatements on a timely basis. A *material weakness* is a deficiency, or a combination of deficiencies, in internal control, such that there is a reasonable possibility that a material misstatement of the entity's financial statements will not be prevented, or detected and corrected, on a timely basis. A *significant deficiency* is a deficiency, or a combination of deficiencies, in internal control that is less severe than a material weakness, yet important enough to merit attention by those charged with governance.

Our consideration of internal control was for the limited purpose described in the first paragraph of this section and was not designed to identify all deficiencies in internal control that might be material weaknesses or significant deficiencies and therefore, material weaknesses or significant deficiencies may exist that were not identified. Given these limitations, during our audit we did not identify any deficiencies in internal control that we consider to be material weaknesses.

We identified a certain deficiency in internal control, described in the accompanying schedule of findings and responses as item 2025-001 that we consider to be a significant deficiency.

Report on Compliance and Other Matters


As part of obtaining reasonable assurance about whether the District’s financial statements are free from material misstatement, we performed tests of its compliance with certain provisions of laws, regulations, contracts, and grant agreements, noncompliance with which could have a direct and material effect on the financial statements. However, providing an opinion on compliance with those provisions was not an objective of our audit, and accordingly, we do not express such an opinion. The results of our tests disclosed no instances of noncompliance or other matters that are required to be reported under *Government Auditing Standards*.

The District’s Response to Findings

Government Auditing Standards requires the auditor to perform limited procedures on the District’s response to the findings identified in our audit and described in the accompanying schedule of findings and responses. The District’s response was not subjected to the other auditing procedures applied in the audit of the financial statements and, accordingly, we express no opinion on the response.

Purpose of This Report

The purpose of this report is solely to describe the scope of our testing of internal control and compliance and the results of that testing, and not to provide an opinion on the effectiveness of the entity’s internal control or on compliance. This report is an integral part of an audit performed in accordance with *Government Auditing Standards* in considering the entity’s internal control and compliance. Accordingly, this communication is not suitable for any other purpose.



CliftonLarsonAllen LLP
Austin, Minnesota
November 21, 2025



INDEPENDENT AUDITORS' REPORT ON MINNESOTA LEGAL COMPLIANCE

Board of Education
Waconia Public Schools
Independent School District No. 110
Waconia, Minnesota

We have audited, in accordance with auditing standards generally accepted in the United States of America and the standards applicable to the financial audits contained in *Government Auditing Standards* issued by the Comptroller General of the United States, the financial statements of the governmental activities, each major fund and the aggregate remaining fund information of Independent School District No. 110 (the District) as of and for the year ended June 30, 2025, and the related notes to the financial statements, which collectively comprise the District's basic financial statements, and have issued our report thereon dated November 21, 2025.

In connection with our audit, nothing came to our attention that caused us to believe that the District failed to comply with the provisions of the contracting -bid laws, depositories of public funds and public investments, conflicts of interest, public indebtedness, claims and disbursements, miscellaneous provisions, and uniform financial accounting and reporting standards sections of the *Minnesota Legal Compliance Audit Guide for School Districts*, promulgated by the State Auditor pursuant to Minn. Stat. § 6.65, insofar as they relate to accounting matters. However, our audit was not directed primarily toward obtaining knowledge of such noncompliance. Accordingly, had we performed additional procedures, other matters may have come to our attention regarding the District's noncompliance with the above-referenced provisions, insofar as they relate to accounting matters.

The purpose of this report is solely to describe the scope of our testing of compliance and the results of that testing, and not to provide an opinion on compliance. Accordingly, this communication is not suitable for any other purpose.

CliftonLarsonAllen LLP

CliftonLarsonAllen LLP

Austin, Minnesota
November 21, 2025

**WACONIA PUBLIC SCHOOLS
INDEPENDENT SCHOOL DISTRICT NO. 110
SCHEDULE OF FINDINGS AND RESPONSES
YEAR ENDED JUNE 30, 2025**

SIGNIFICANT DEFICIENCY IN INTERNAL CONTROL OVER FINANCIAL REPORTING

2025-001 – Lack of Controls Around Community Education

Type of Finding: Significant Deficiency in Internal Control Over Financial Reporting

Criteria or Specific Requirement: Management is responsible for establishing and maintaining internal controls, including monitoring, and for the fair representation in the financial statements in accordance with GAAP. Management is responsible for the accuracy and completeness of all financial records and related information. Their responsibilities include adjusting the financial statement to correct material misstatements and produce accurate financial statements on a timely basis.

Condition: During testing, we noted a lack of control over tracking and reconciling unearned revenue and accounts receivable within the Community Education department.

Cause: Community Education billing cycle.

Effect: The potential exists that a material misstatement of the annual financial statements could occur and not be prevented or detected by the District's internal controls.

Repeat Finding: Yes - 2024-001

Recommendation: We recommend that District management and financial personnel continue to work on establishing a process over Community Education revenue and accounts receivable to ensure all recording of related transactions to properly adjust financial statements.

Views of Responsible Official and Planned Corrective Actions: There is no disagreement with the finding and there is a corrective action plan in place.

**WACONIA PUBLIC SCHOOLS
INDEPENDENT SCHOOL DISTRICT NO. 110**

EXECUTIVE AUDIT SUMMARY (EAS)

YEAR ENDED JUNE 30, 2025

**WACONIA PUBLIC SCHOOLS
INDEPENDENT SCHOOL DISTRICT NO. 110
TABLE OF CONTENTS
YEAR ENDED JUNE 30, 2025**

EXECUTIVE AUDIT SUMMARY

AUDIT FINDINGS AND RESULTS	1
FORMAL REQUIRED COMMUNICATIONS	2
APPENDIX A	
FINANCIAL TRENDS OF YOUR DISTRICT	6

**EXECUTIVE AUDIT SUMMARY (EAS) FOR
INDEPENDENT SCHOOL DISTRICT NO. 110
AUDIT FINDINGS AND RESULTS
YEAR ENDED JUNE 30, 2025**

We prepared this Executive Audit Summary and Management Report in conjunction with our audit of Independent School District No. 110's (the District) financial records for the year ended June 30, 2025.

Audit Opinion – The financial statements are fairly stated. We issued what is known as a “clean” audit report.

Internal Control Over Financial Reporting – One significant deficiency in internal control was identified related to a lack of controls over tracking and reconciling unearned revenue and accounts receivable within the Community Education department.

Compliance Findings – No compliance findings reported.

Minnesota Legal Compliance – There were no legal compliance findings reported.

FORMAL REQUIRED COMMUNICATIONS

Board of Education
Waconia Public Schools
Independent School District No. 110
Waconia, Minnesota

We have audited the financial statements of the governmental activities, each major fund, and the aggregate remaining fund information of Independent School District No. 110 (the District) as of and for the year ended June 30, 2025, and have issued our report thereon dated November 21, 2025. We have previously communicated to you information about our responsibilities under auditing standards generally accepted in the United States of America and *Government Auditing Standards*, as well as certain information related to the planned scope and timing of our audit in our statement of work dated June 23, 2025. Professional standards also require that we communicate to you the following information related to our audit.

Significant audit findings or issues

Qualitative aspects of accounting practices

Accounting policies

Management is responsible for the selection and use of appropriate accounting policies. The significant accounting policies used by the District are described in Note 1 to the financial statements.

As described in Note 1, the District changed accounting policies related to compensated absences by adopting Statement of Governmental Accounting Standards Board (GASB Statement) No. 101, *Compensated Absences*, in 2025. There was no material impact on the District's net position and change in net position as a result of the adoption of this accounting standard.

We noted no transactions entered into by the District during the year for which there is a lack of authoritative guidance or consensus. All significant transactions have been recognized in the financial statements in the proper period.

Accounting estimates

Accounting estimates are an integral part of the financial statements prepared by management and are based on management's knowledge and experience about past and current events and assumptions about future events. Certain accounting estimates are particularly sensitive because of their significance to the financial statements and because of the possibility that future events affecting them may differ significantly from those expected. There were no accounting estimates affecting the financial statements which were particularly sensitive or required substantial judgments by management.

Financial statement disclosures

Certain financial statement disclosures are particularly sensitive because of their significance to financial statement users. There were no particularly sensitive financial statement disclosures.

The financial statement disclosures are neutral, consistent, and clear.

Significant unusual transactions

We identified no significant unusual transactions.

Difficulties encountered in performing the audit

We encountered no significant difficulties in dealing with management in performing and completing our audit.

Uncorrected misstatements

Professional standards require us to accumulate all misstatements identified during the audit, other than those that are clearly trivial, and communicate them to the appropriate level of management. Management has determined that the effects of uncorrected misstatements are immaterial, both individually and in the aggregate, to the financial statements taken as a whole. The following summarizes uncorrected misstatements of the financial statements:

- It was noted during prior year inventory testing that the count of inventory items on hand compared to listing differed. It is projected that current year change in fund balance is understated by \$10,898 in the Food Service Fund.
- The July 1, 2024 balance of the liability for compensated absences was understated by \$1,738,671, leading to an overstatement of 2025 expenses by the same amount in the governmental activities opinion unit. This is due to the District implementing GASB 101 in the 2025.

Uncorrected misstatements or the matters underlying uncorrected misstatements could potentially cause future-period financial statements to be materially misstated, even if management has concluded that the uncorrected misstatements are immaterial to the financial statements under audit.

Corrected misstatements

None of the misstatements detected as a result of audit procedures and corrected by management were material, either individually or in the aggregate, to the financial statements taken as a whole.

Disagreements with management

For purposes of this communication, a disagreement with management is a disagreement on a financial accounting, reporting, or auditing matter, whether or not resolved to our satisfaction, that could be significant to the financial statements or the auditors' report. No such disagreements arose during our audit.

Management representations

We have requested certain representations from management that are included in the management representation letter dated November 21, 2025.

Management consultations with other independent accountants

In some cases, management may decide to consult with other accountants about auditing and accounting matters, similar to obtaining a "second opinion" on certain situations. If a consultation involves application of an accounting principle to the District's financial statements or a determination of the type of auditors' opinion that may be expressed on those statements, our professional standards require the consulting accountant to check with us to determine that the consultant has all the relevant facts. To our knowledge, there were no such consultations with other accountants.

Significant issues discussed with management prior to engagement

We generally discuss a variety of matters, including the application of accounting principles and auditing standards, with management each year prior to engagement as the District's auditors. However, these discussions occurred in the normal course of our professional relationship and our responses were not a condition to our engagement.

Required supplementary information

With respect to the required supplementary information (RSI) accompanying the financial statements, we made certain inquiries of management about the methods of preparing the RSI, including whether the RSI has been measured and presented in accordance with prescribed guidelines, whether the methods of measurement and preparation have been changed from the prior period and the reasons for any such changes, and whether there were any significant assumptions or interpretations underlying the measurement or presentation of the RSI. We compared the RSI for consistency with management's responses to the foregoing inquiries, the basic financial statements, and other knowledge obtained during the audit of the basic financial statements. Because these limited procedures do not provide sufficient evidence, we did not express an opinion or provide any assurance on the RSI.

Supplementary information in relation to the financial statements as a whole

With respect to the individual fund financial statements and schedules and the Uniform Financial Accounting and Reporting Standards Compliance Table (collectively, the supplementary information) accompanying the financial statements, on which we were engaged to report in relation to the financial statements as a whole, we made certain inquiries of management and evaluated the form, content, and methods of preparing the information to determine that the information complies with accounting principles generally accepted in the United States of America, the method of preparing it has not changed from the prior period or the reasons for such changes, and the information is appropriate and complete in relation to our audit of the financial statements. We compared and reconciled the supplementary information to the underlying accounting records used to prepare the financial statements or to the financial statements themselves. We have issued our report thereon dated November 21, 2025.

Other information included in annual reports

Other information (financial or nonfinancial information other than the financial statements and our auditors' report thereon) is being included in your annual report and is comprised of the introductory section. Our responsibility for other information included in your annual report does not extend beyond the financial information identified in our opinion on the financial statements. We have no responsibility for determining whether such other information is properly stated and do not have an obligation to perform any procedures to corroborate other information contained in your annual report. We are required by professional standards to read the other information included in your annual report and consider whether a material inconsistency exists between the other information and the financial statements because the credibility of the financial statements and our auditors' report thereon may be undermined by material inconsistencies between the audited financial statements and other information. If, based on the work performed, we conclude that an uncorrected material misstatement of the other information exists, we are required to describe it in our report. Our auditors' report on the financial statements includes a separate section, "Other Information," which states we do not express an opinion or any form of assurance on the other information included in the annual report. We did not identify any material inconsistencies between the other information and the audited financial statements.

* * *

This communication is intended solely for the information and use of the Board of Education and management of the District and is not intended to be, and should not be, used by anyone other than these specified parties.

CliftonLarsonAllen LLP

Austin, Minnesota
November 21, 2025

APPENDIX A

FINANCIAL TRENDS OF YOUR DISTRICT

The following graphs reflect financial trends of Independent School District No. 110. Information related to fund balances on pages 7 through 12 was obtained from current and prior year audit reports. Information from Independent School District No. 110, Waconia Public Schools has been included when appropriate for comparison purposes.

The graphs on pages 17 and 18 show expenditures per student served compared to the five most recent years, state averages, and the averages for comparable size school districts (students served of 2,000 – 3,999). Prior year expenditure data and statewide averages were obtained from the Minnesota Department of Education. Current year expenditures were obtained from the current year's audit report.

**INDEPENDENT SCHOOL DISTRICT NO. 110
FUND TRENDS**

General Fund

Year Ended June 30,	2025	2024	2023	2022	2021
Total Revenues	\$ 56,900,516	\$ 56,740,723	\$ 53,065,282	\$ 52,180,648	\$ 49,083,254
Total Expenditures	51,795,270	48,580,939	52,260,513	51,840,519	48,034,446
Other Financing Sources	-	(179,732)	54,367	379,310	204,292
Net Change in Fund Balance	5,105,246	7,980,052	859,136	719,439	1,253,100
Fund Balance - Beginning	4,555,778	(3,424,274)	(4,283,410)	(4,751,045)	(6,004,145)
Fund Balance - Restated	-	-	-	(5,002,849)	-
Nonspendable Fund Balance	341,858	861,484	885,964	188,139	142,221
Restricted Fund Balance	4,768,294	3,389,340	1,786,505	555,903	314,204
Assigned Fund Balance	1,385,000	-	-	-	-
Unassigned Fund Balance	3,165,872	304,954	(6,096,743)	(5,027,452)	(5,207,470)
Fund Balance - Ending June 30	\$ 9,661,024	\$ 4,555,778	\$ (3,424,274)	\$ (4,283,410)	\$ (4,751,045)

Food Service Fund

Year Ended June 30,	2025	2024	2023	2022	2021
Total Revenues	\$ 3,304,656	\$ 3,388,847	\$ 2,728,664	\$ 4,704,731	\$ 3,131,242
Total Expenditures	3,138,795	3,472,583	3,413,745	3,173,194	2,195,387
Other Financing Sources	15,000	-	-	-	-
Net Change in Fund Balance	180,861	(83,736)	(685,081)	1,531,537	935,855
Fund Balance - Beginning	2,283,631	2,367,367	3,052,448	1,520,911	790,375
Nonspendable Fund Balance	92,338	104,800	94,725	46,440	57,392
Restricted Fund Balance	2,372,154	2,178,831	2,272,642	3,006,008	1,668,838
Fund Balance - Ending June 30	\$ 2,464,492	\$ 2,283,631	\$ 2,367,367	\$ 3,052,448	\$ 1,726,230

Community Service Fund

Year Ended June 30,	2025	2024	2023	2022	2021
Total Revenues	\$ 4,247,810	\$ 4,129,852	\$ 3,696,570	\$ 3,393,831	\$ 2,695,691
Total Expenditures	4,136,903	3,902,577	3,151,217	3,101,048	2,801,369
Other Financing Sources	-	91,370	66,780	62,920	106,625
Net Change in Fund Balance	110,907	318,645	612,133	355,703	947
Fund Balance - Beginning	1,682,199	1,363,554	751,421	395,718	394,771
Nonspendable Fund Balance	5,153	34,408	63,565	5,497	2,203
Restricted Fund Balance	1,787,953	1,647,791	1,299,989	745,924	393,515
Unassigned	-	-	(9,026)	-	-
Fund Balance - Ending June 30	\$ 1,793,106	\$ 1,682,199	\$ 1,363,554	\$ 751,421	\$ 395,718

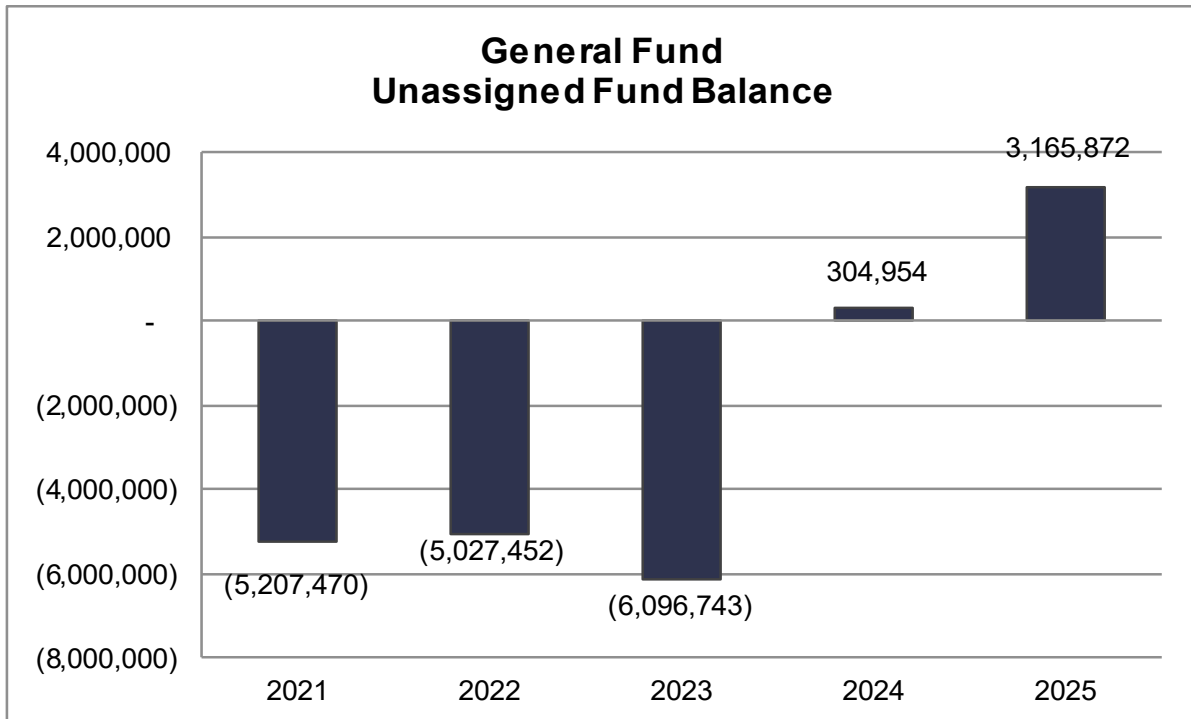
**INDEPENDENT SCHOOL DISTRICT NO. 110
FUND TRENDS (CONTINUED)**

Capital Projects Fund

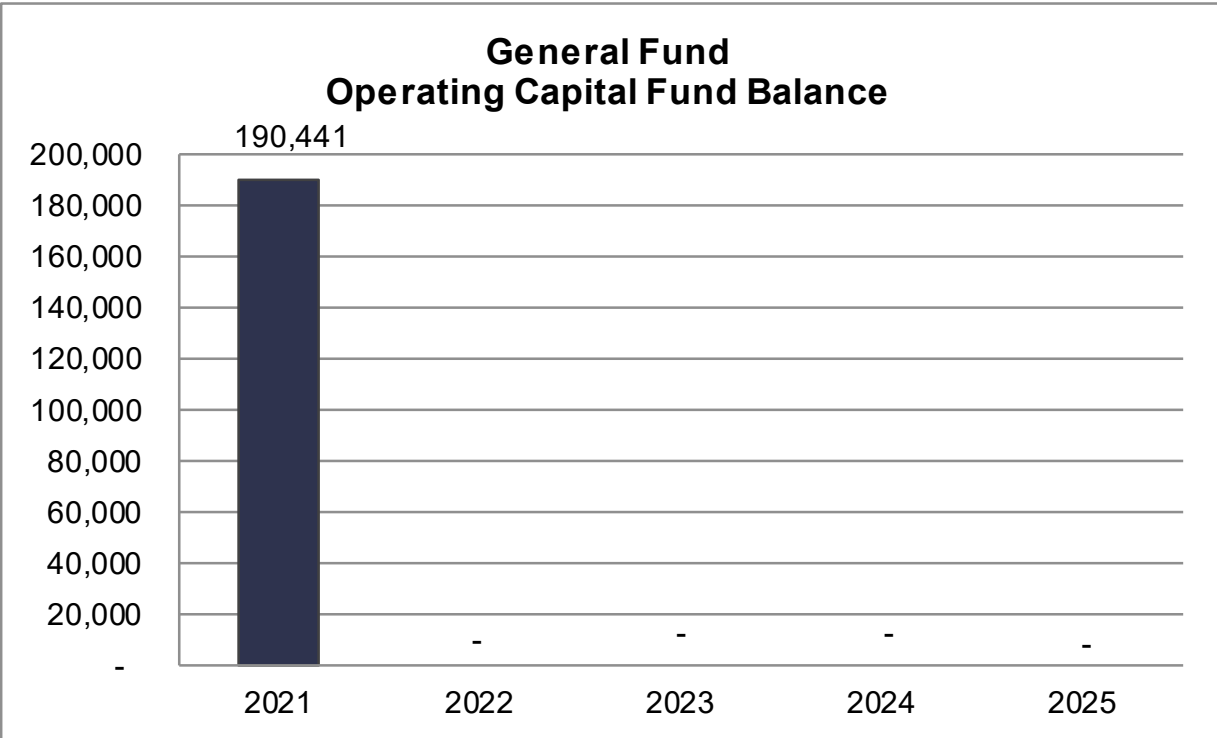
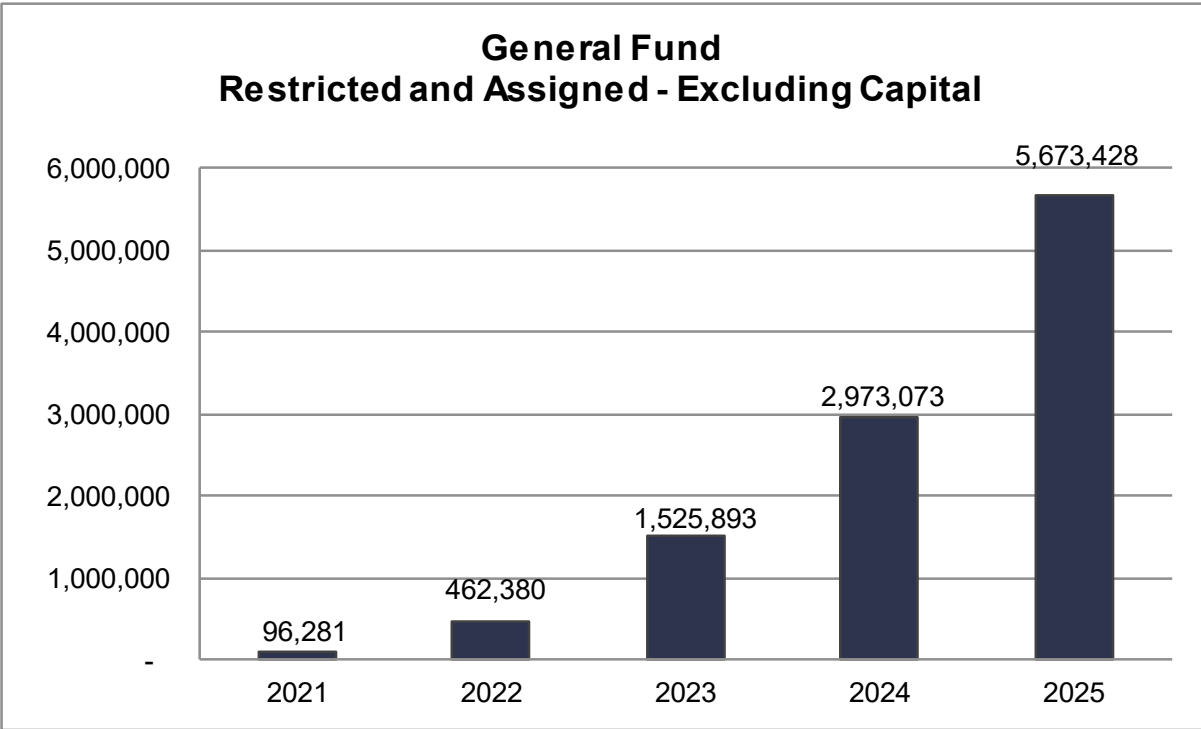
Year Ended June 30,	2025	2024	2023	2022	2021
Total Revenues	\$ 255,958	\$ 77,556	\$ -	\$ -	\$ 24,032
Total Expenditures	5,459,450	2,061,110	-	-	-
Other Financing Sources	9,340,669	6,080,547	-	-	-
Net Change in Fund Balance	4,137,177	4,096,993	-	-	24,032
Fund Balance - Beginning	4,096,993	-	-	-	(24,032)
Restricted Fund Balance - Ending June 30	\$ 8,234,170	\$ 4,096,993	\$ -	\$ -	\$ -

Debt Service

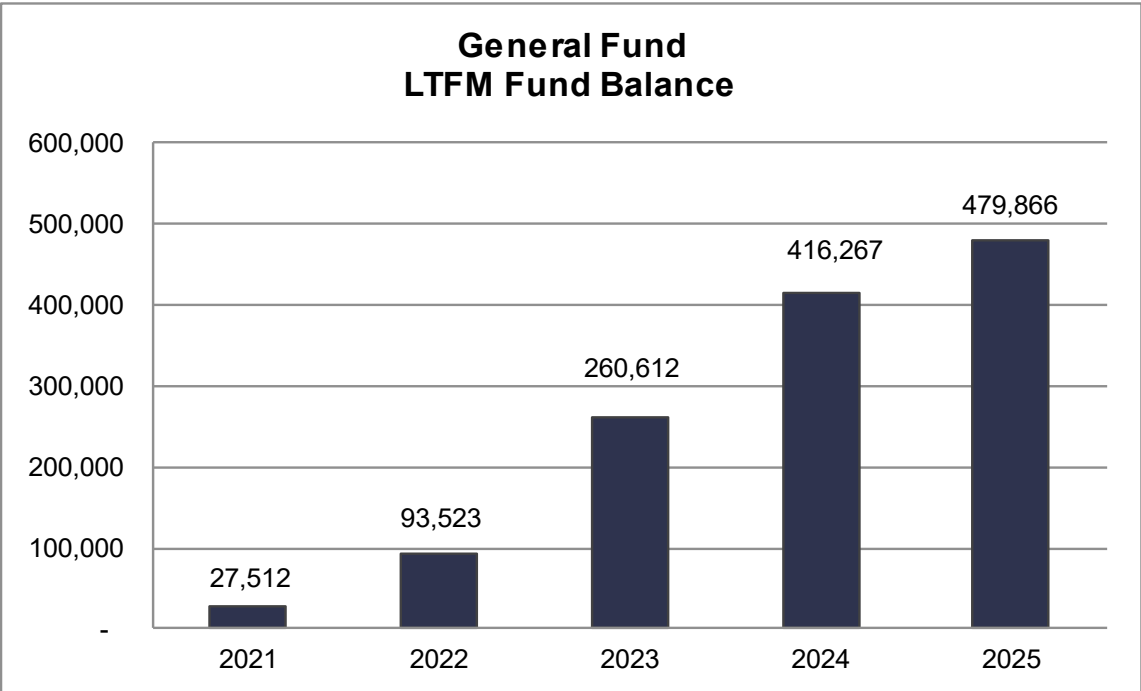
Year Ended June 30,	2025	2024	2023	2022	2021
Total Revenues	\$ 9,649,275	\$ 9,557,211	\$ 9,841,168	\$ 9,634,653	\$ 9,390,446
Total Expenditures	10,685,483	9,396,831	9,413,981	9,363,330	9,154,757
Other Financing Sources	999,222	-	-	-	-
Net Change in Fund Balance	(36,986)	160,380	427,187	271,323	235,689
Fund Balance - Beginning	2,351,255	2,190,875	1,763,688	1,492,365	1,256,676
Restricted Fund Balance - Ending June 30	\$ 2,314,269	\$ 2,351,255	\$ 2,190,875	\$ 1,763,688	\$ 1,492,365



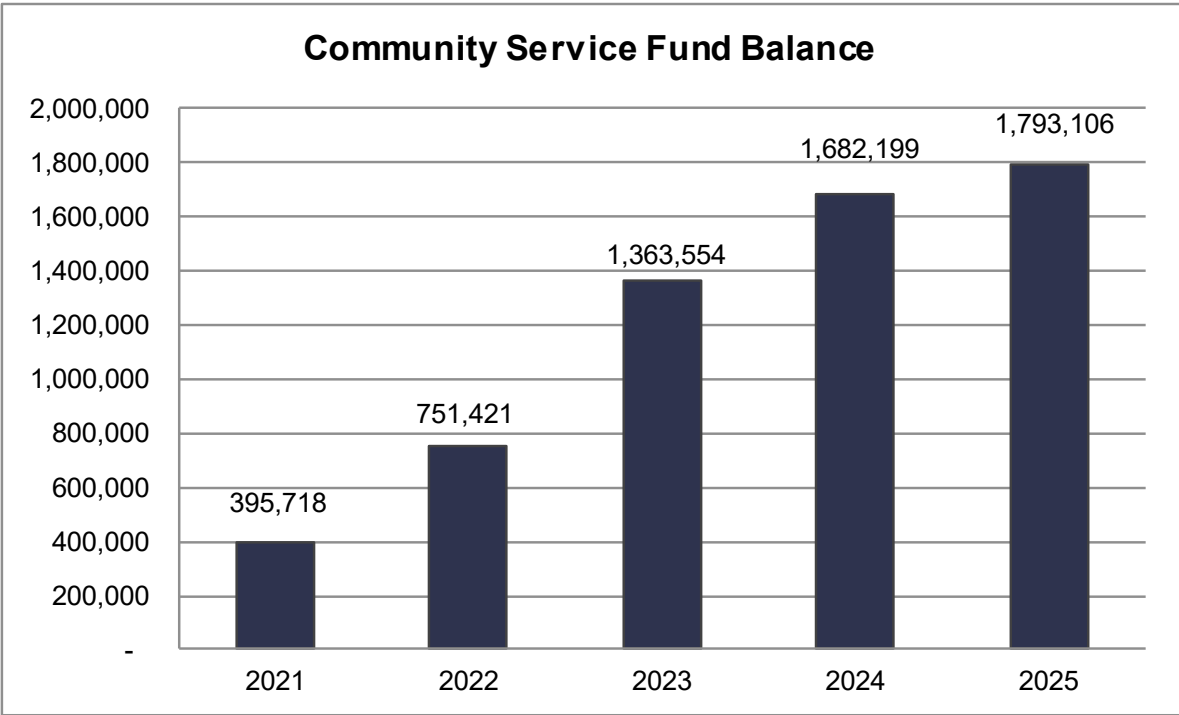
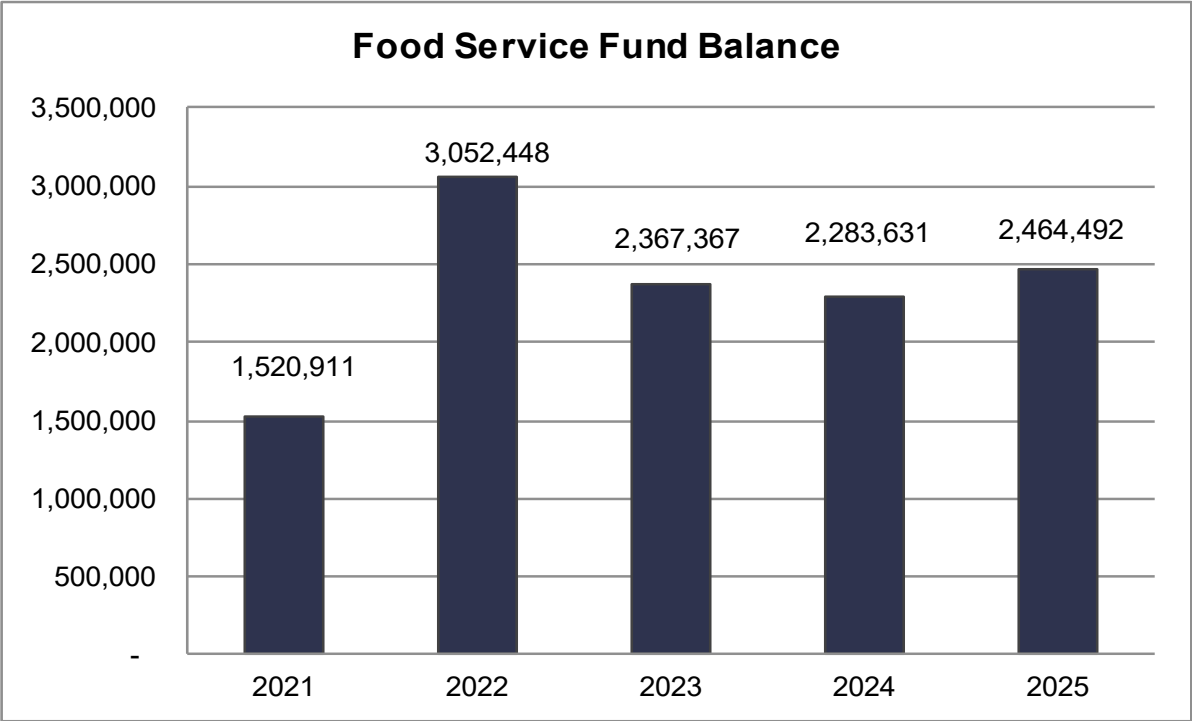
INDEPENDENT SCHOOL DISTRICT NO. 110
FUND TRENDS (CONTINUED)



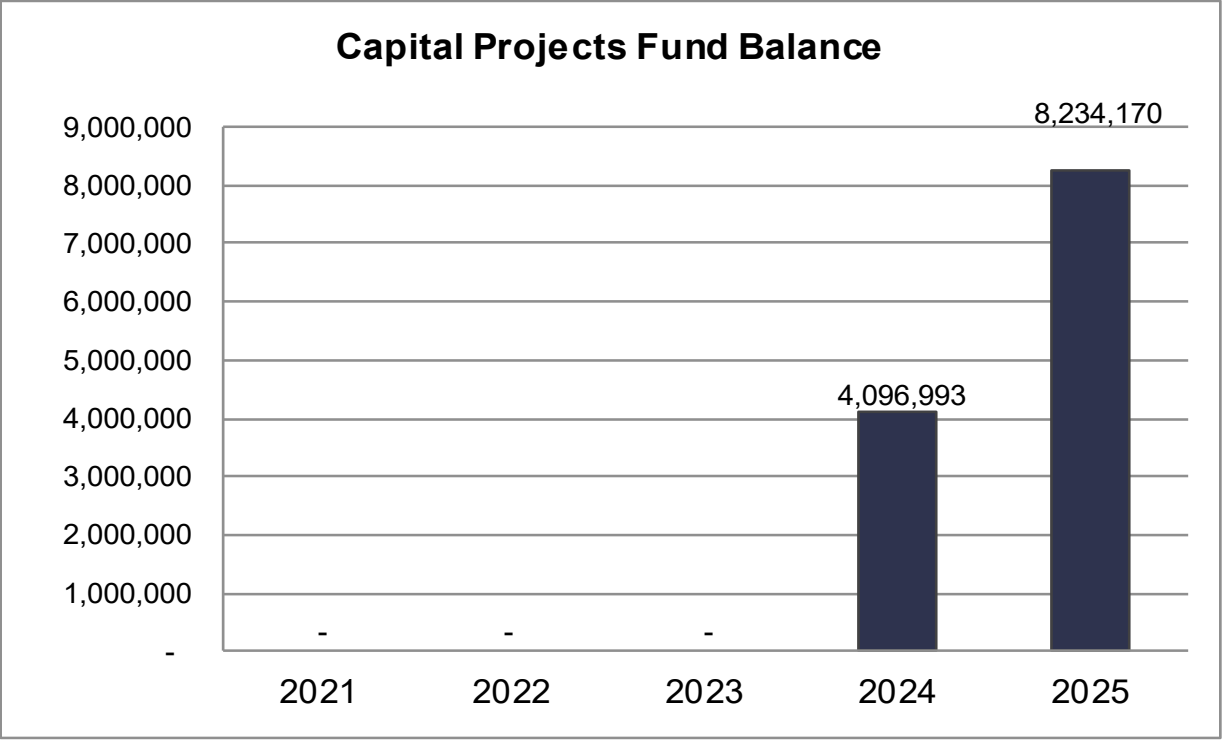
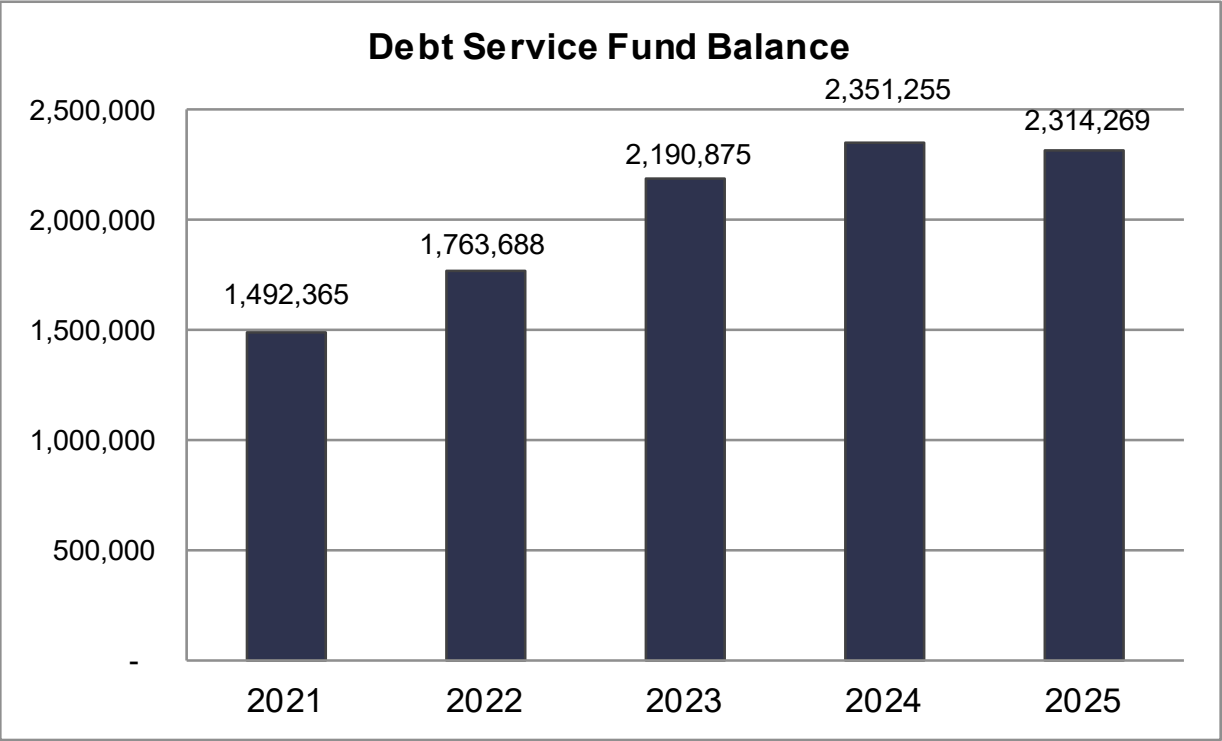
**INDEPENDENT SCHOOL DISTRICT NO. 110
FUND TRENDS (CONTINUED)**



**INDEPENDENT SCHOOL DISTRICT NO. 110
FUND TRENDS (CONTINUED)**

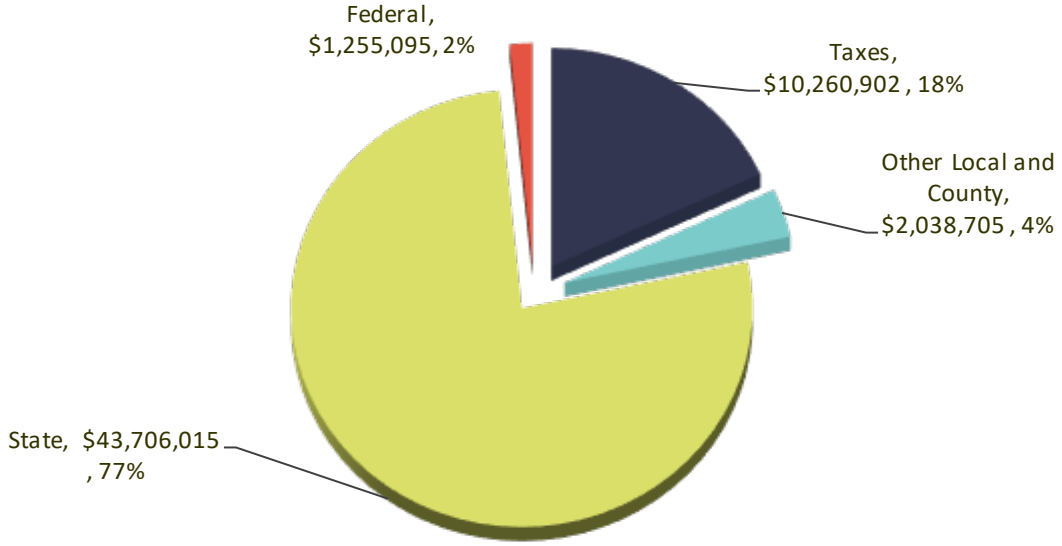


**INDEPENDENT SCHOOL DISTRICT NO. 110
FUND TRENDS (CONTINUED)**

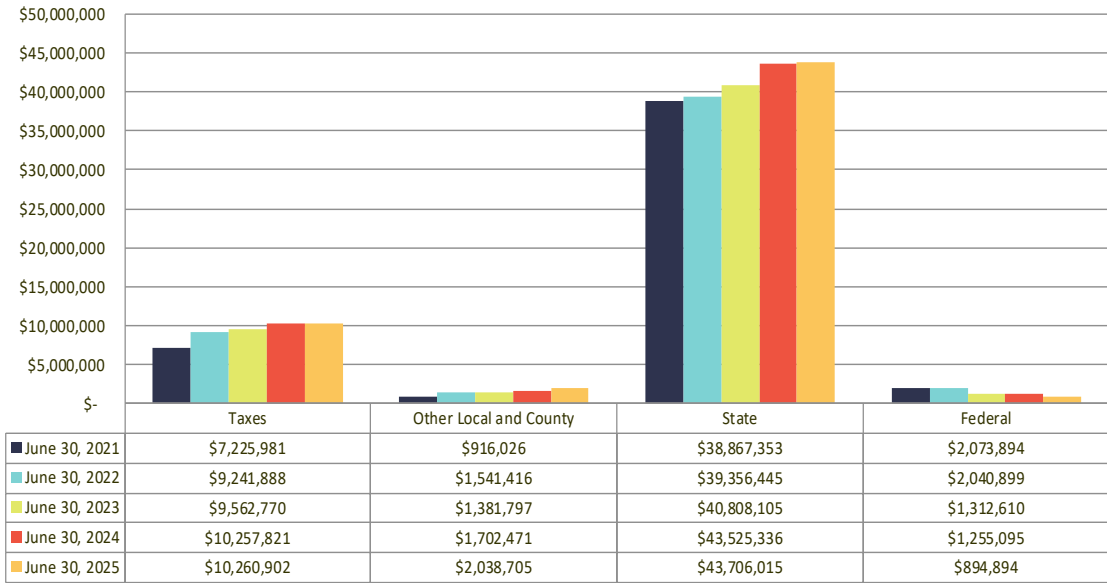


**INDEPENDENT SCHOOL DISTRICT NO. 110
FUND TRENDS (CONTINUED)**

**Sources of Revenues for General Fund
Year Ended June 30, 2025**

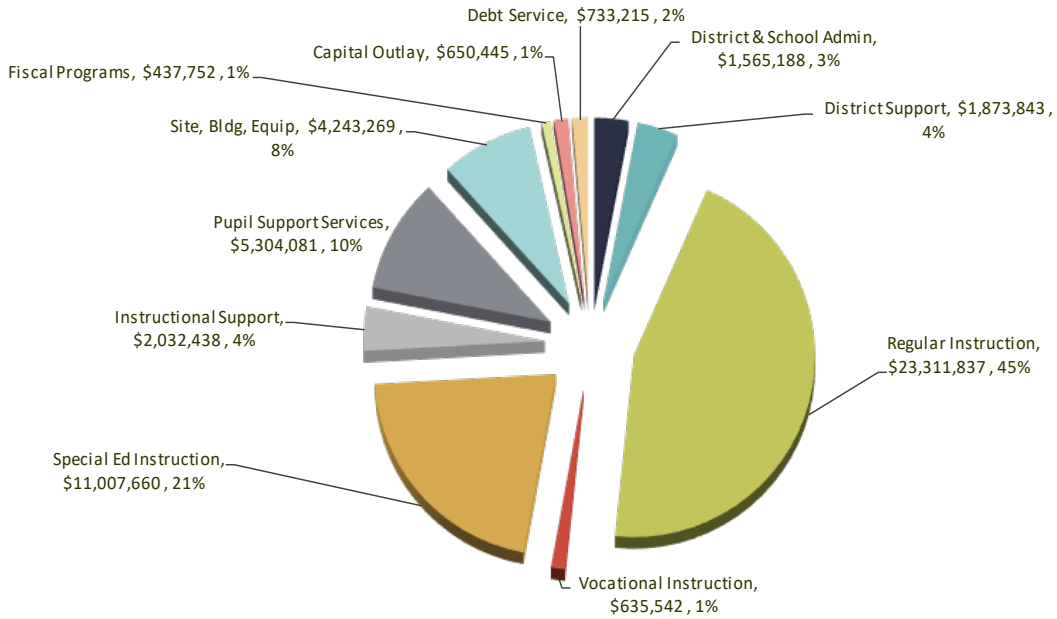


Comparative General Fund Revenues

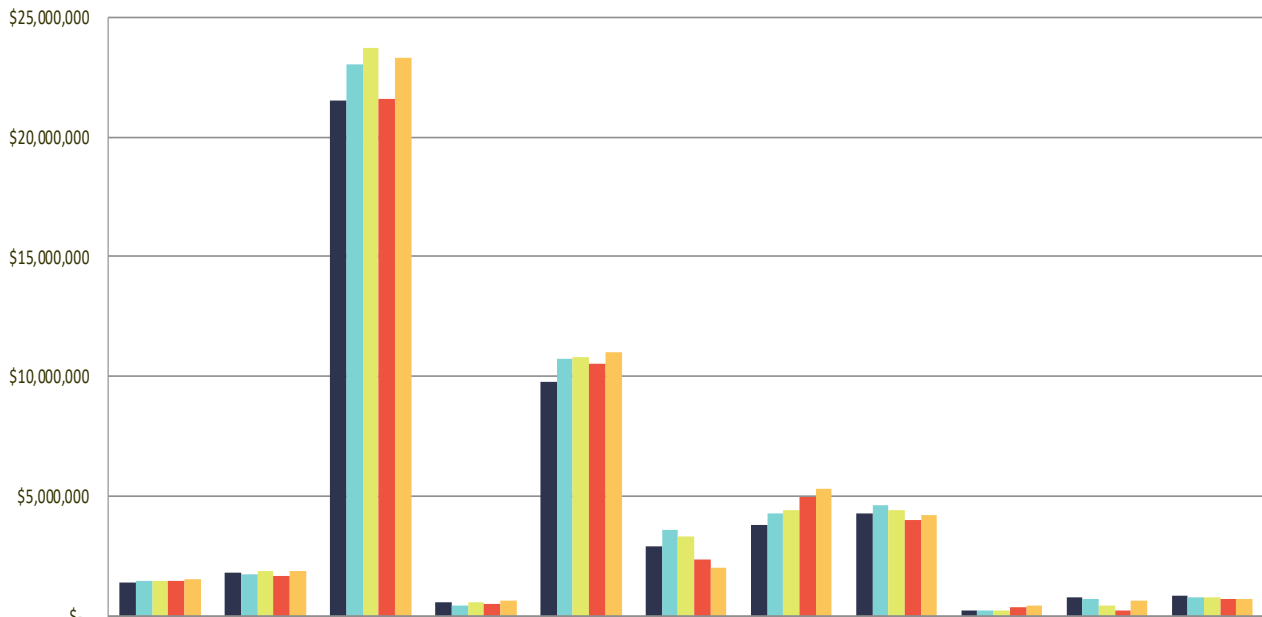


**INDEPENDENT SCHOOL DISTRICT NO. 110
FUND TRENDS (CONTINUED)**

**Breakdown of Expenditures by Program for General Fund
Year Ended June 30, 2025**

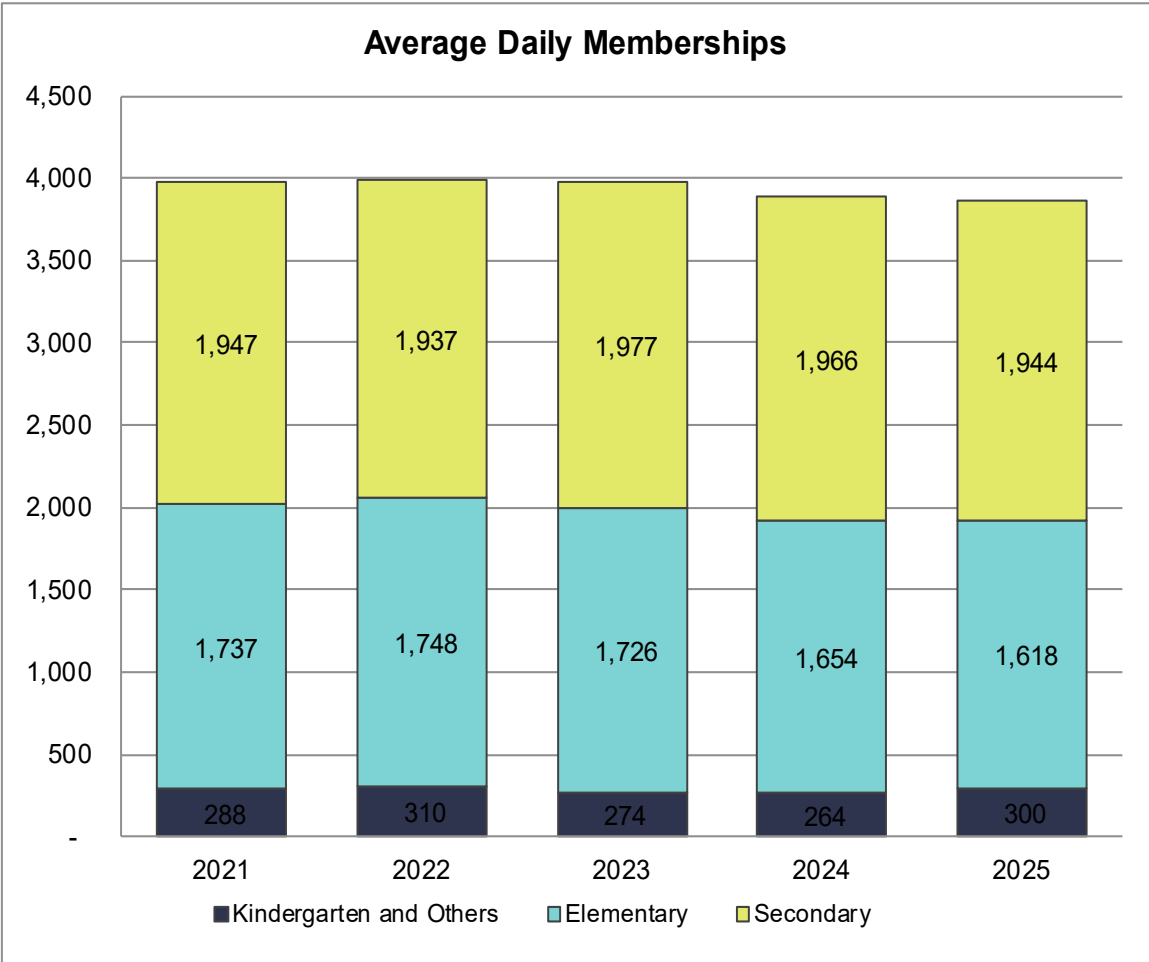


Comparative Expenditures by Program for General Fund



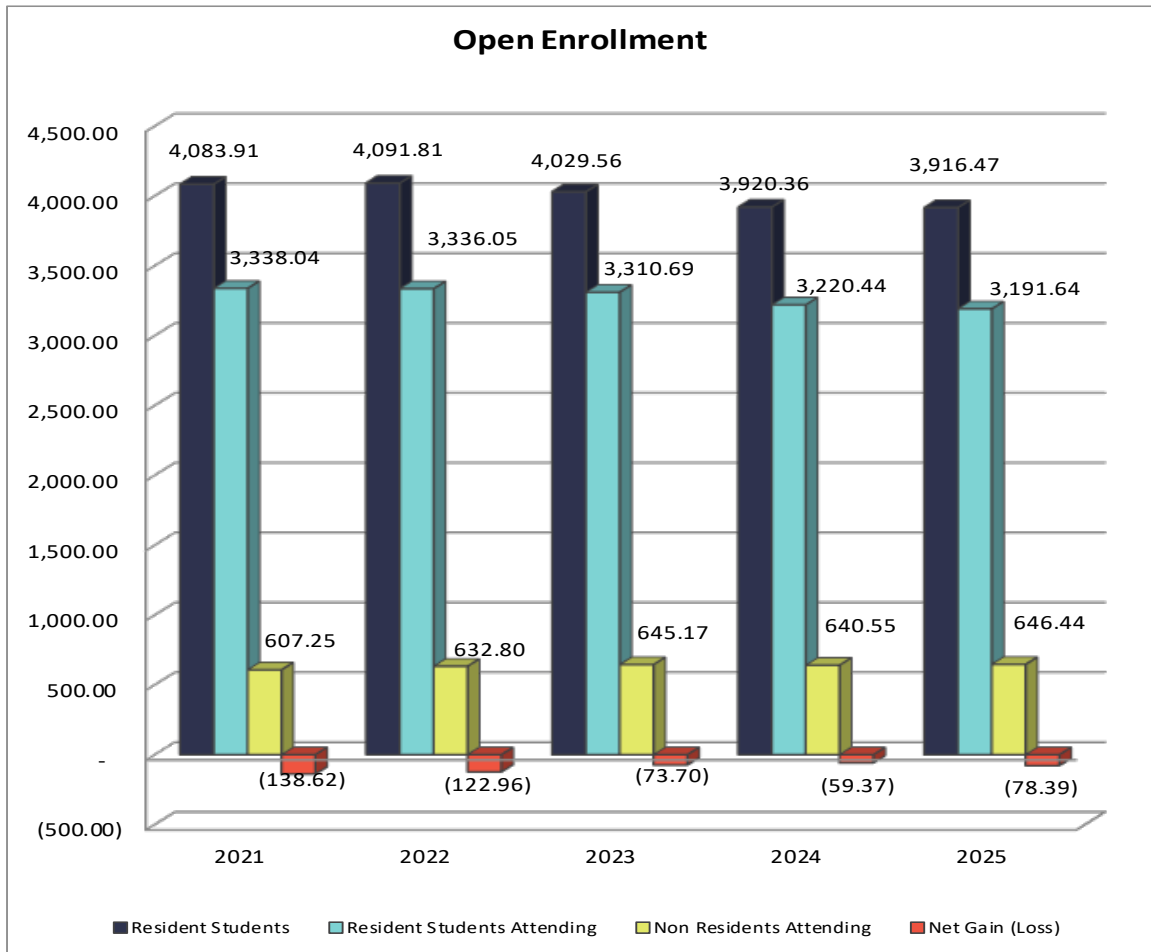
	District & School Admin	District Support	Regular Instruction	Vocational Instruction	Special Ed Instruction	Instructional Support	Pupil Support Services	Site, Bldg, Equip	Fiscal Programs	Capital Outlay	Debt Service
■ June 30, 2021	\$1,441,547	\$1,811,376	\$21,488,593	\$584,008	\$9,801,402	\$2,940,473	\$3,795,866	\$4,273,449	\$243,338	\$797,907	\$856,487
■ June 30, 2022	\$1,512,446	\$1,795,676	\$23,040,409	\$457,852	\$10,734,570	\$3,634,277	\$4,273,134	\$4,619,358	\$263,547	\$721,024	\$788,226
■ June 30, 2023	\$1,504,843	\$1,912,428	\$23,670,115	\$564,802	\$10,795,280	\$3,305,891	\$4,467,960	\$4,464,565	\$272,239	\$484,635	\$817,755
■ June 30, 2024	\$1,488,735	\$1,695,004	\$21,564,051	\$536,073	\$10,567,636	\$2,366,587	\$4,956,478	\$4,032,473	\$385,977	\$230,782	\$757,143
■ June 30, 2025	\$1,565,188	\$1,873,843	\$23,311,837	\$635,542	\$11,007,660	\$2,032,438	\$5,304,081	\$4,243,269	\$437,752	\$650,445	\$733,215

**INDEPENDENT SCHOOL DISTRICT NO. 110
FUND TRENDS (CONTINUED)**



Average Daily Membership (ADM)	2021	2022	2023	2024	2025
Kindergarten and Others	288	310	274	264	300
Elementary	1,737	1,748	1,726	1,654	1,618
Secondary	1,947	1,937	1,977	1,966	1,944
Total ADM	3,972	3,995	3,977	3,884	3,862

**INDEPENDENT SCHOOL DISTRICT NO. 110
FUND TRENDS (CONTINUED)**

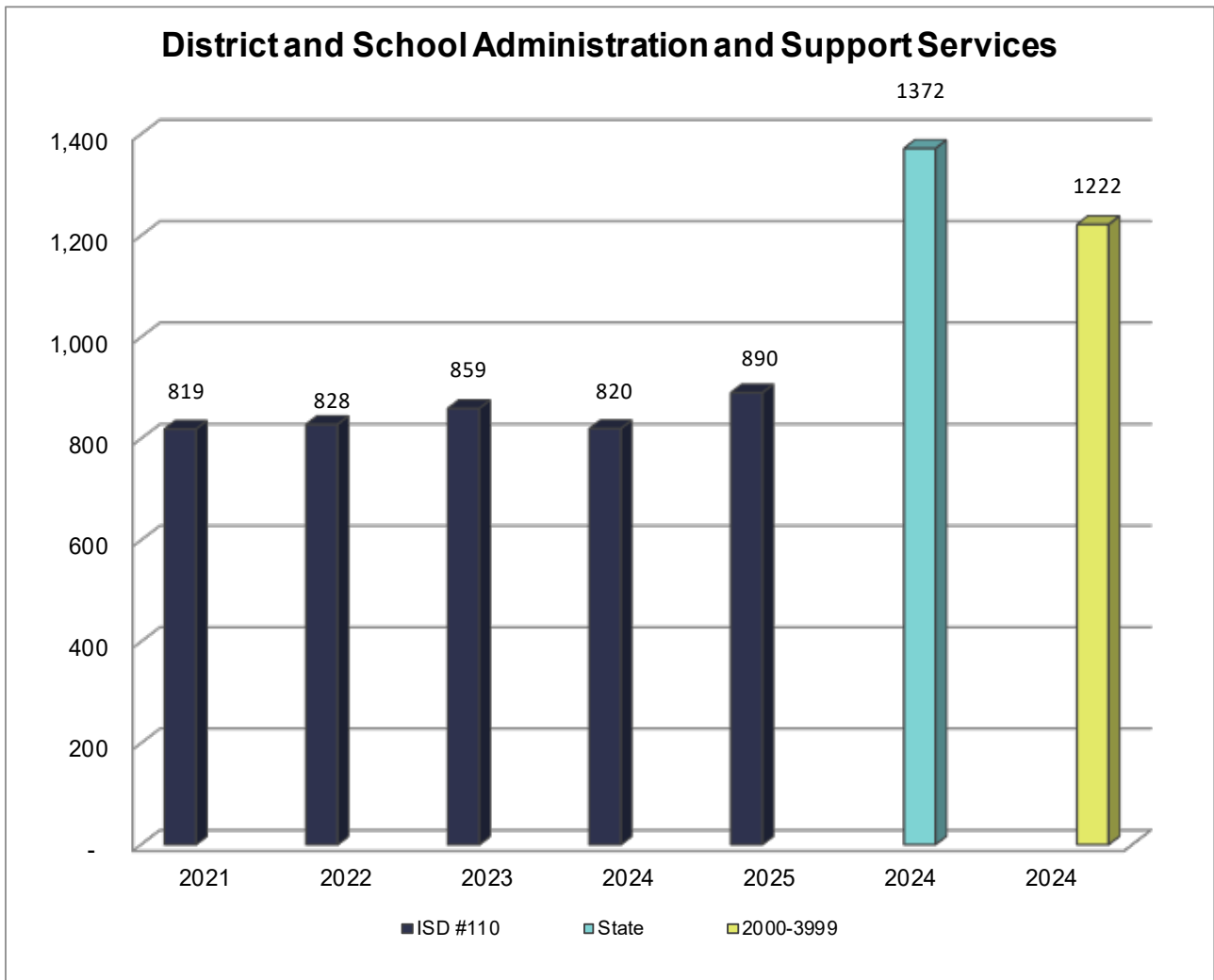


	2021	2022	2023	2024	2025
Resident Students	4,083.91	4,091.81	4,029.56	3,920.36	3,916.47
Resident Students Attending	3,338.04	3,336.05	3,310.69	3,220.44	3,191.64
Non Residents Attending	607.25	632.80	645.17	640.55	646.44
Net Gain (Loss)	(138.62)	(122.96)	(73.70)	(59.37)	(78.39)

**INDEPENDENT SCHOOL DISTRICT NO. 110
FUND TRENDS (CONTINUED)**

District and School Admin – all costs related to providing administration to the District (Board of Education, Superintendent, Principals, Line Administrators, etc.).

District Support Services – all activities provided by central office administrators (Business Services, Human Resources, Legal, Data Processing, Other District-Wide Support Activities).



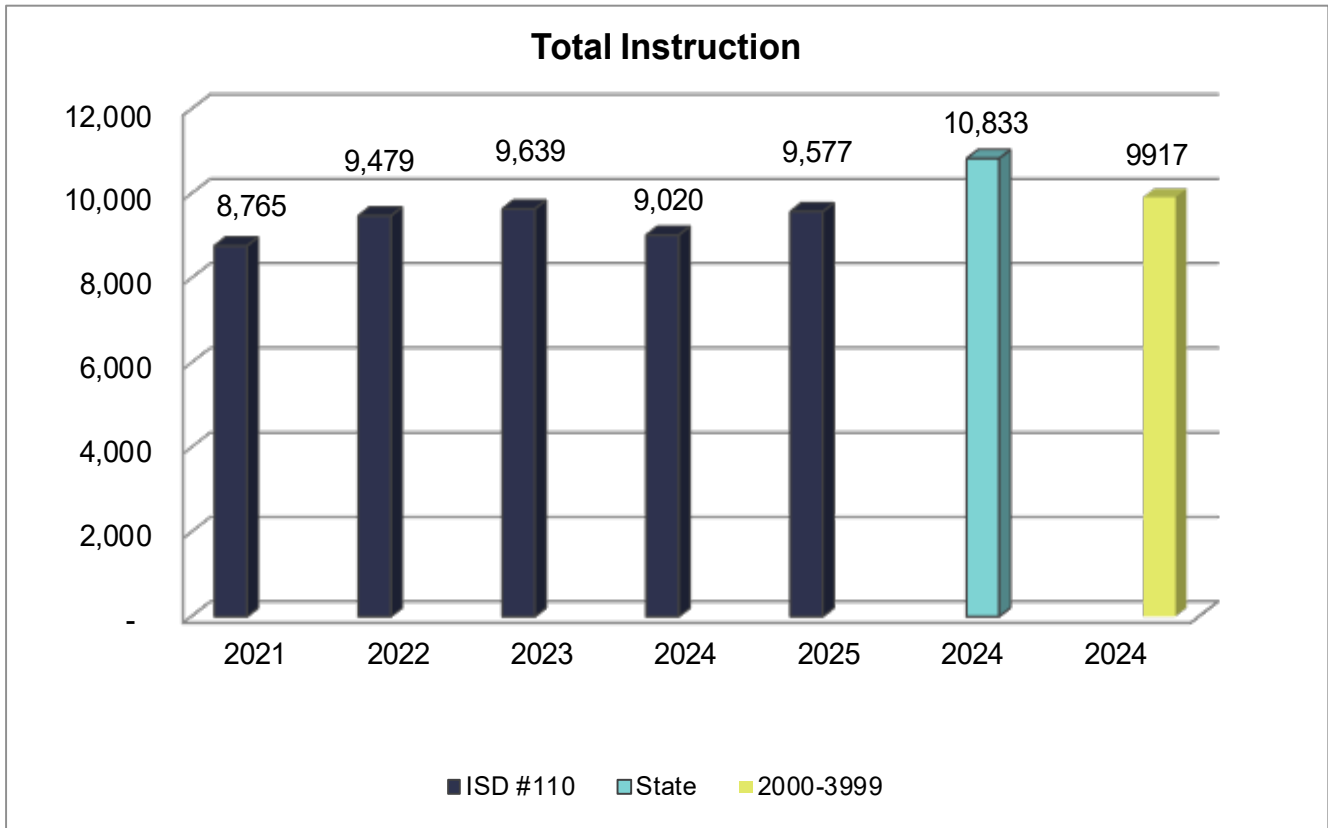
**INDEPENDENT SCHOOL DISTRICT NO. 110
FUND TRENDS (CONTINUED)**

Regular Instruction – includes all activities dealing directly with the teaching of pupils including co-curricular and extra-curricular activities.

Special Education Instruction – consists of activities to provide learning experiences for pupils of any age with atypical characteristics or conditions.

Instructional Support Services – activities to assist instructional staff with content and process of learning experiences for pupils in K-12 (curriculum, staff development, etc.).

Vocational Instruction – consists of costs related to career exploration, job-entry skills, job upgrading, and occupational training.



3. **Student Representatives Report: Waconia Mayor's
Student Advisory Council**

Presenter: Colette
Newman and Sydney
Sabol, ISD 110
Student School Board
Reps

Waconia Youth Mayoral Advisory Council

Schoolwide survey results October 2025

Who are we?

Presenting tonight:

Tallulah Kovaleski, Kendall Tyhurst, Oscar Butler, Colette Newman, Mara Ryan, and myself
Reidun Trostad

Not present tonight:

Kate Meath, Brooke Jessen, Rose Norton, Lily Norton, Collette Newman, Kalli Swanson,
Kelsey Kruger, Evelyn Deringer, Athia Wheeler

What do we do?

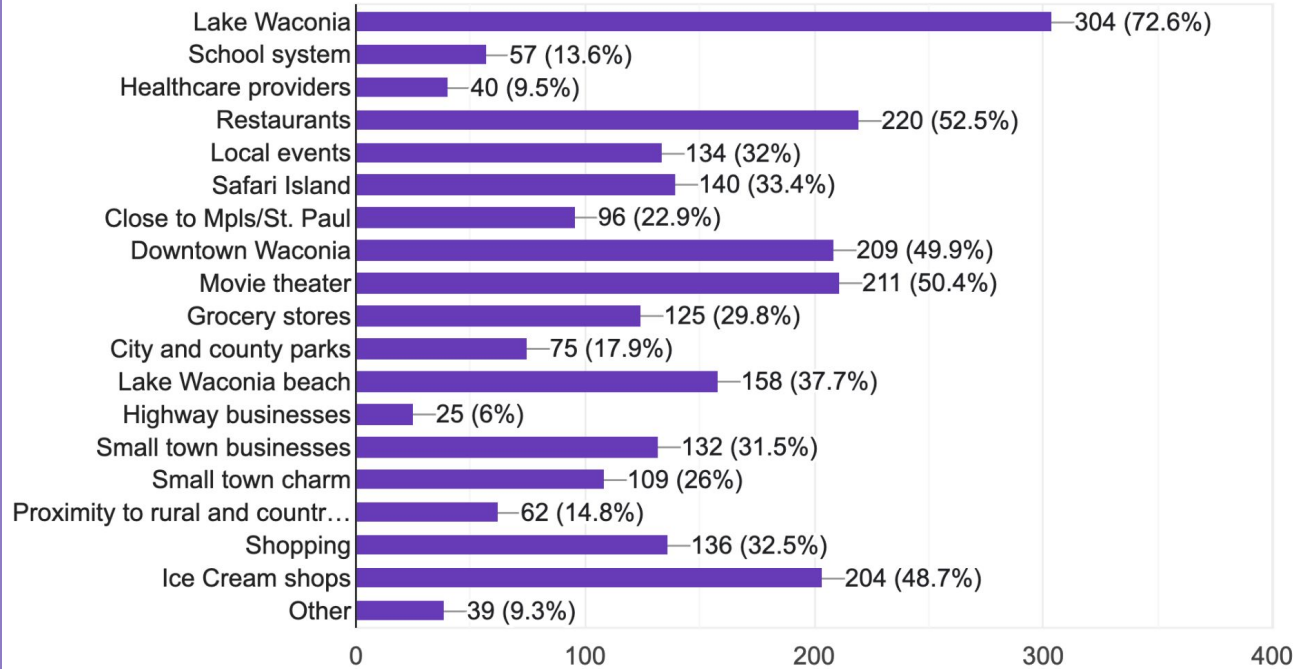
- Our club began this February
- We meet every 2 weeks and work with Mr. Liftin
- We recommend ideas for change in our community from a student perspective
- Our first project was our school wide survey, which took in just over 400 responses

What are our goals for the club?

- Making students aware of the happenings in our city
- Creating more trust between students, the city council, and the school board
- We strive to be involved and listen to our community on what needs changes
- We look to expand opportunities for student involvement and engagement

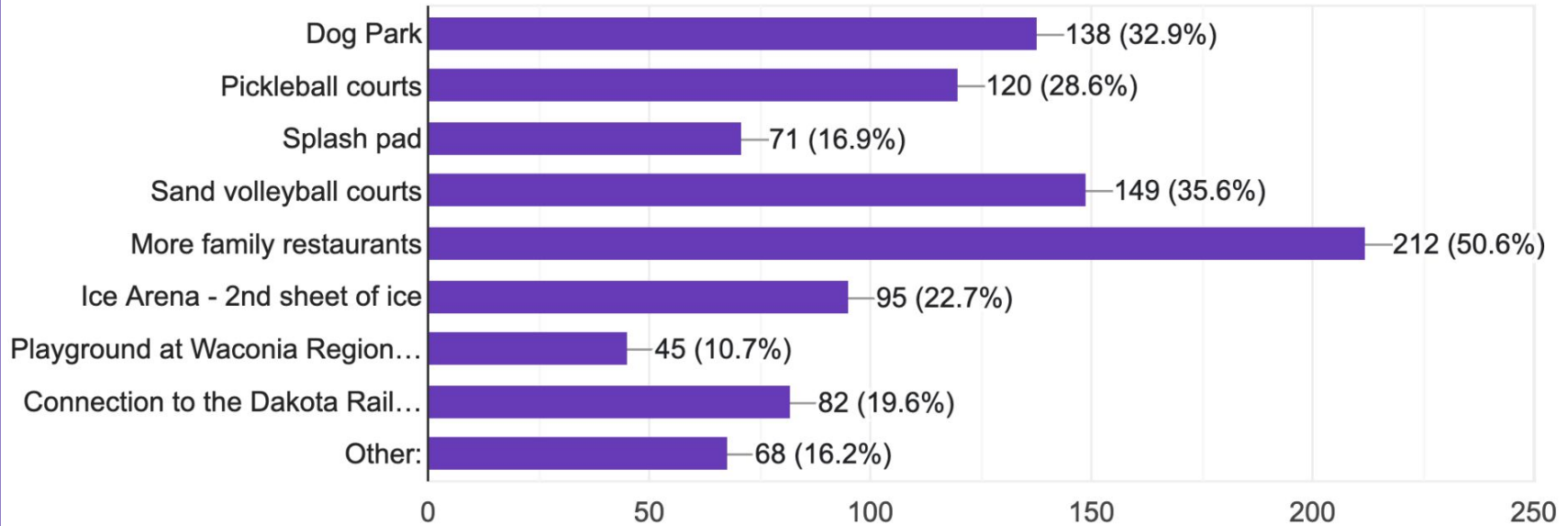
What do you like the most about the city of Waconia? (Select all that apply)

419 responses



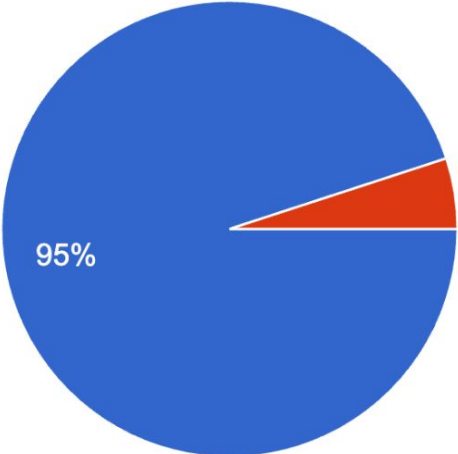
What else would you like to see in Waconia? (Select all that apply)

419 responses



Do you feel safe in the evening in Waconia?

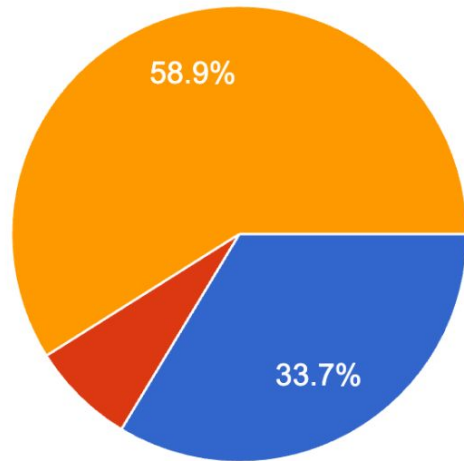
419 responses



- Yes
- No

Is Waconia growing....

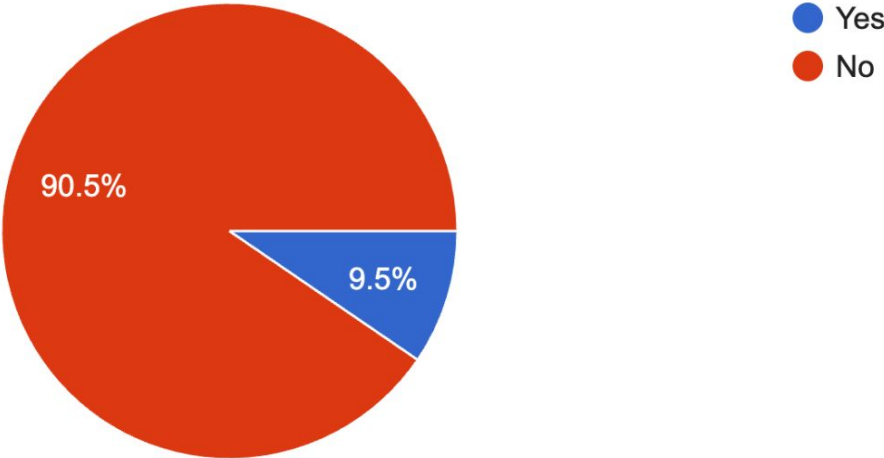
419 responses



- too fast.
- too slow.
- just right.

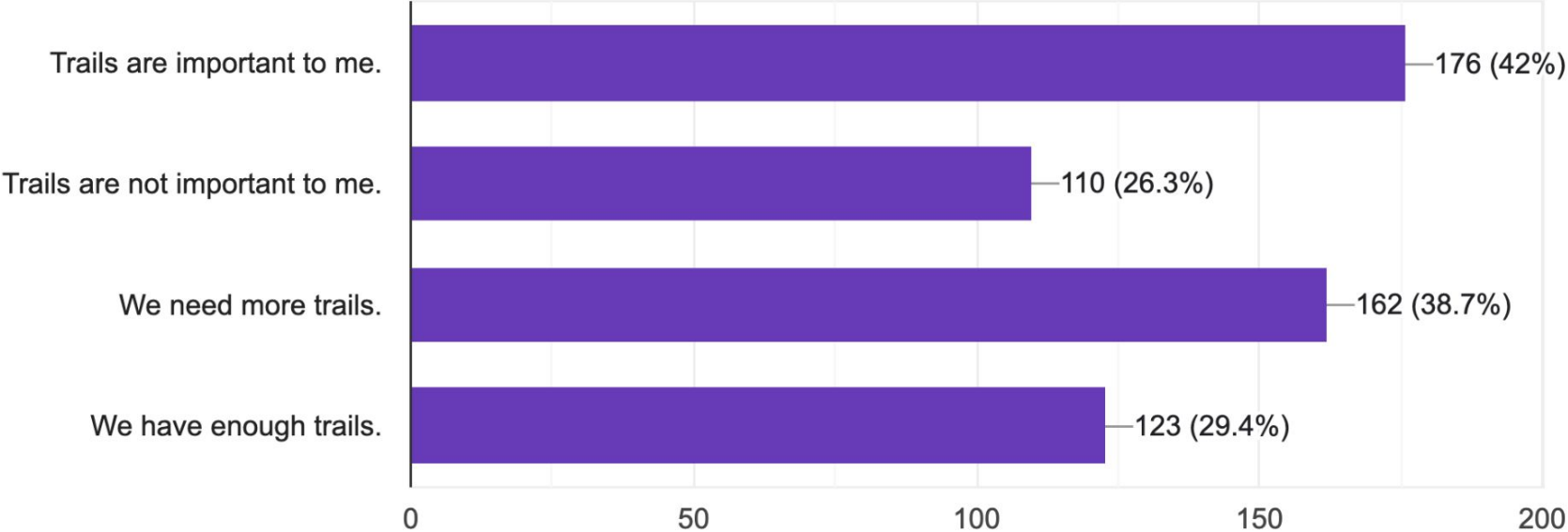
Do you have concerns about vehicle speed on any roads or streets in Waconia?

419 responses



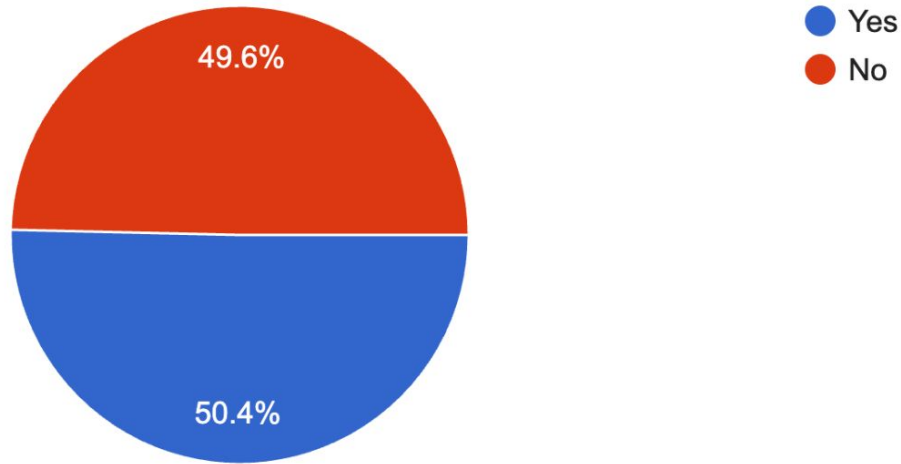
In regards to biking/running/walking trails in or near Waconia. (Select all that apply)

419 responses



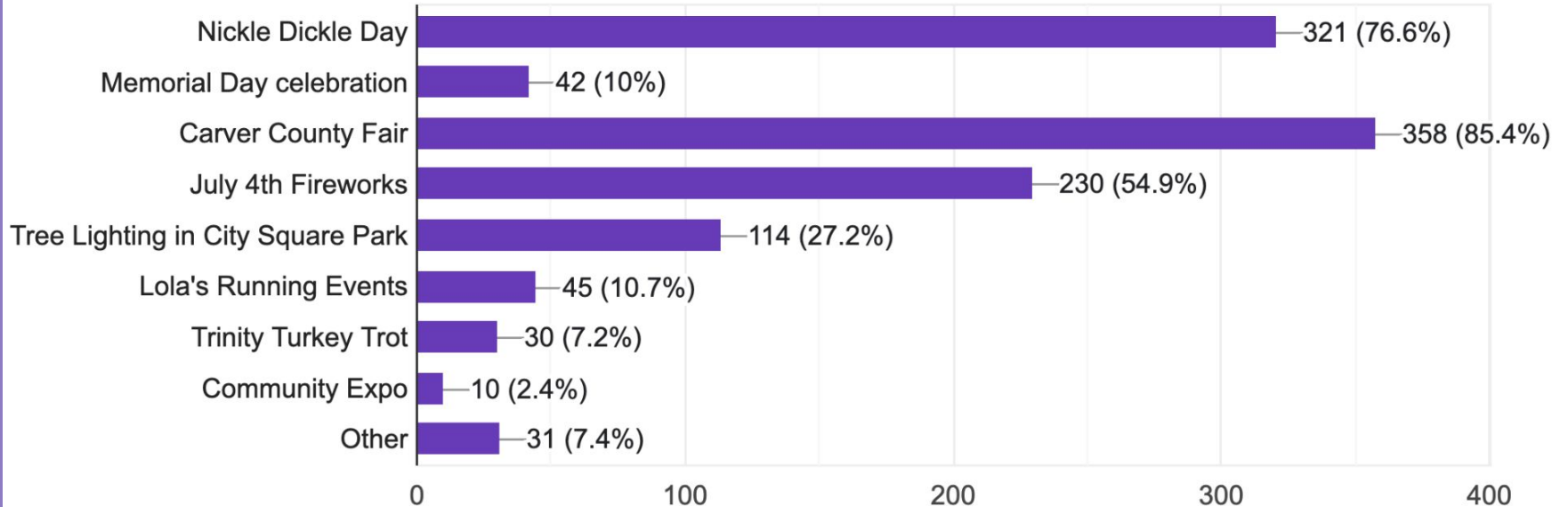
Waconia does a good job of making information about city government and decisions available.
Would you like more information about city government in Waconia?

419 responses



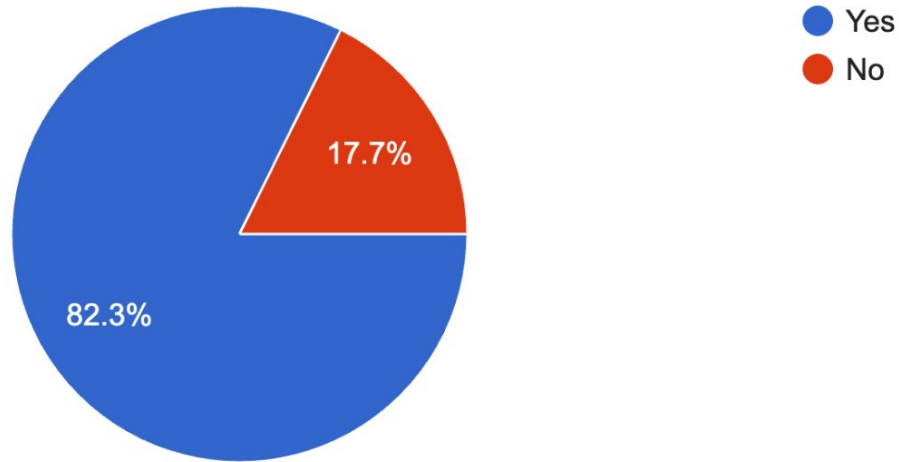
What local events or festivals do you enjoy attending or participating in? (Select all that apply)

419 responses



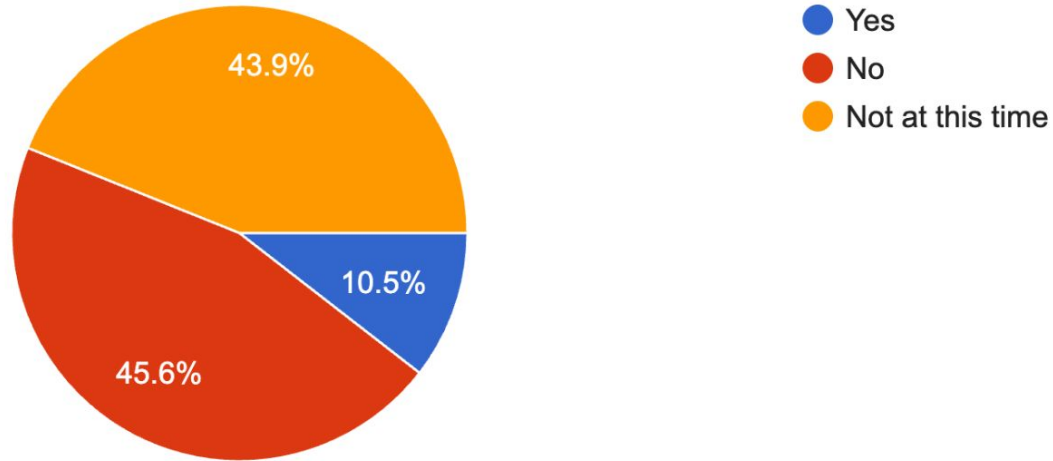
Are you proud to be from Waconia?

419 responses



Would you like more information about the Student Mayor's Advisory Council?

419 responses



Survey link

<https://docs.google.com/forms/d/1C6ZFe1rNrLNXNYBKN0iOfV23c8XFfWaxveX9Ot6uprg/edit#responses>

Thank you for your time!
Questions?

4. **Determine January 2026 School Board Meeting
Date(s)**

5. **Debrief of November 13, 2025 Board Retreat**

Presenter: Kelly
Amott, Board Chair

6. **ACTION ITEMS**

6.A. Resolution Accepting Donation of Real Property



MEMORANDUM

TO: ISD 110 School Board

FROM: Brian Gersich, Superintendent
Pam Carman, Director of Finance & Operations

DATE: December 8, 2025

SUBJECT: First Amendment to Donation Agreement – Paradise Partners Land Donation & Resolution Accepting Donation

Background

On October 27, 2025, the School Board approved a Donation Agreement with Paradise Partners, LLC (“Paradise Partners”) for the donation of real property located at 9550 Airport Road, Waconia, MN 55387 (Parcel ID No. 75.0191350) (the “Donation Parcel”).

During the title review process, it was identified that the Donation Parcel is held by multiple related parties associated with Paradise Partners, including Paradise P. I LLC, Paradise P. II LLC, Paradise P. III LLC, Paradise P. IV LLC, and individuals Kate Kosiek and Michael Kosiek, rather than solely by Paradise Partners, LLC. Legal counsel has prepared a First Amendment to the Donation Agreement to clarify the ownership structure and ensure that all entities and individuals with an interest in the Donation Parcel are properly included as part of the donation.

In addition, legal counsel has recommended that the School Board formally accept the donation by resolution in accordance with Minn. Stat. § 465.03, which requires a two-thirds majority vote of the Board for acceptance of gifts of real property.

Summary of First Amendment

The attached First Amendment to the Donation Agreement:

- Updates the Recitals to clarify that the Donation Parcel is owned by Paradise Partners, LLC and/or its related entities and individuals, specifically Paradise P. I LLC, Paradise P. II LLC, Paradise P. III LLC, Paradise P. IV LLC, Kate Kosiek, and Michael Kosiek.

- Clarifies that Paradise Partners, LLC, on behalf of itself and its related entities and individuals, has agreed to donate the Donation Parcel to Independent School District No. 110.
- Revises Paragraph 1 (Donation of Property) to state that the donation is being made by Paradise Partners, LLC on behalf of itself and its related entities and individuals, with fee title and all appurtenant rights conveyed to the District.
- Revises Paragraph 4(a) (Deed) to provide that the related entities and individuals will execute a warranty deed conveying their right, title, and interest in fee title to the Donation Parcel to the District, free and clear of all encumbrances except permitted encumbrances, and that no reversionary interest will be retained by the Donor or its related entities or individuals.
- Confirms that all other terms and conditions of the original Donation Agreement remain in full force and effect.

Resolution Accepting Donation

Consistent with legal counsel's recommendation and Minn. Stat. § 465.03, the attached Resolution Accepting Donation of Real Property formally accepts the Donation Parcel from Paradise Partners, LLC, its related entities, and individuals Kate Kosiek and Michael Kosiek, by a two-thirds majority vote of the Board and authorizes district officers and administration to execute all necessary documents to complete the closing.

Recommendation

Administration recommends that the School Board:

1. Approve the First Amendment to Donation Agreement between Independent School District No. 110 and Paradise Partners, LLC (on behalf of itself and its related entities and individuals, including Paradise P. I LLC, Paradise P. II LLC, Paradise P. III LLC, Paradise P. IV LLC, Kate Kosiek, and Michael Kosiek); and
2. Adopt the attached Resolution Accepting Donation of Real Property in accordance with Minn. Stat. § 465.03.

DONATION AGREEMENT

THIS DONATION AGREEMENT (the "Agreement") is made as of this 27 day of October, 2025 (the "Effective Date") between Paradise Partners, LLC ("Donor"), a Minnesota limited liability company, and Independent School District No. 110, Waconia, a Minnesota public school district ("Donee").

RECITALS

WHEREAS, Donor owns certain real property located at 9550 Airport Rd., Waconia, MN 55387, identified as Parcel ID No. 750191350, and legally described in the attached Exhibit A (the "Donation Parcel");

WHEREAS, Donor has agreed to a donation of the Donation Parcel to Donee; and

WHEREAS, Donor and Donee desire to enter into this Agreement to set forth the terms and conditions of Donor's donation of the Donation Parcel to Donee.

AGREEMENT

In consideration of this Agreement, Donor and Donee agree as follows:

1. **Donation of Property.** Donor agrees to donate to Donee, and Donee agrees to receive from Donor, the Donation Parcel. Donor shall convey fee title to the Donation Parcel together with all rights appurtenant to the Donation Parcel. If Donee fails, for any reason or no reason, to fulfill this Agreement, then this Agreement shall automatically terminate and be of no further force or effect.
2. **Donee Contingencies.** The obligations of Donee under this Agreement are contingent upon each of the following being satisfied by Donee on or before **December 31, 2025** ("Contingency Date"):
 - a. **Title.** Title to the Donation Parcel shall have been found acceptable, or been made acceptable, in accordance with the requirements and terms of Section 7 below.
 - b. **Inspection.** The Donee shall have determined that it is satisfied in its sole and absolute discretion and opinion with the results of and matters disclosed by any and all soil tests, well tests, engineering inspections, hazardous waste and environmental reviews and general inspections of the Donation Parcel. All such tests, inspections and reviews are to be obtained at Donee's sole cost and expense.
 - c. **Document Review.** Donee shall have determined that it is satisfied with its review and analysis of any records relating to the Donation Parcel.
 - d. **Government Approvals.** This Agreement is contingent upon the determination that zoning and other governmental requirements are sufficient to allow Donee to

develop and conduct its intended use of the Property, including but not limited to obtaining approval from the City of Waconia to rezone the Property to Public District.

If any of the above contingencies has not been timely satisfied, then this Agreement may be terminated, at Donee's option, by written notice from Donee to Donor delivered on or before the Contingency Date (the "Donee's Termination Notice"). If Donee's Termination Notice is not timely delivered, all such contingencies shall be deemed satisfied and waived by Donee, and Donee shall be obligated to proceed to Closing on the Closing Date. Upon timely delivery of Donee's Termination Notice, neither party shall have any further rights or obligations under this Agreement. The contingencies set forth in this Section 2 are for the sole and exclusive benefit of the Donee, and the Donee shall have the unilateral right to waive any such contingency by written notice to Donor.

3. **Closing.** The Closing on the Donation Parcel contemplated by this Agreement (the "Closing") shall occur on or before **December 31, 2025** (the "Closing Date"). The Closing shall take place at the offices of Title Mark, Waconia ("Title Company"), or at such other place as may be agreed to between the parties.
4. **Donor's Closing Documents.** On the Closing Date, Donor shall execute, where appropriate, and/or deliver to Donee the following (collectively, "Donor's Closing Documents"):
 - a. **Deed.** Donor shall execute a warranty deed conveying its right, title and interest in fee title to the Donation Parcel to Donee, free and clear of all encumbrances, except the Permitted Encumbrances hereafter defined ("Deed"). The Donation shall not have any reversionary interest to Donor.
 - b. **Donor's Affidavit.** Donor shall execute a Seller's affidavit in a customary form acceptable to Donor, as may be reasonably required by Title Company to issue the title policy.
 - c. **Other Documents.** All other documents reasonably necessary to give effect to the transfer of the Donation Parcel to Donee in accordance with the terms hereof.
 - d. **Closing Statement.** A closing statement.
5. **Donee's Closing Documents.** On the Closing Date, Donee will execute and/or deliver to Donor the following (collectively, "Donee's Closing Documents"):
 - a. **Closing Statement.** A closing statement.
 - b. **Title Documents.** Such affidavits or other documents as may be reasonably required by Title Company in order to record the Deed and issue the Title Policy (at Donee's expense) required by this Agreement.

6. **Closing Costs and Prorations.** Donor and Donee agree to the following allocation of closing costs and prorations:

- a. **Title Insurance and Closing Fee.** Donor shall pay all costs of the Title Commitment, including search and examination fees, and the Donee shall pay the costs of the Title Policy premium, if such Title Policy premium is desired by Donee. Donor and Donee will each pay one-half of any reasonable and customary closing fee or charge imposed by any closing agent designated by Title Company.
- b. **Deed Tax.** Donee shall pay all state deed tax regarding the Deed to be delivered by Donor under this Agreement.
- c. **Real Estate Taxes and Special Assessments.** General real estate taxes and assessments payable in the year prior to the year in which Closing occurs and all prior years will be paid by Donor, including any delinquent taxes and assessments. Real estate taxes for the year in which closing occurs shall be prorated between the parties as of the Closing Date.
- d. **Recording Costs.** Donor will pay the cost of recording all documents necessary to place record title in the condition required by this Agreement. Donee will pay the cost of recording the Deed and all other documents.
- e. **Attorneys' Fees.** Each of the parties will pay its own attorneys' fees.

7. **Title Examination.** Title Examination will be conducted as follows:

- a. **Donor's Title Evidence.** Donee shall, within ten (10) days after the Effective Date, order a commitment ("Title Commitment") for an Owner's Policy of Title Insurance insuring title to the Donation Parcel, setting forth requirements for deletion of standard exceptions, issued by the Title Company, and deliver copies thereof to Donor and Donee as soon as reasonably practicable after receipt from the Title Company. The Title Commitment will commit Title Company to insure title to the Donation Parcel subject only to standard exceptions and the Permitted Encumbrances.
- b. **Survey.** Donee may obtain, at Donee's cost and discretion, a survey prepared by a registered land surveyor, properly licensed to practice in the State of Minnesota, and reasonably acceptable to Donee (the "Survey").
- c. **Donee's Objections.** On or prior to the Contingency Date, Donee may make written objections ("Objections") to the form and/or contents of the Title Commitment, and to any Survey of the Donation Parcel as Donee may elect to obtain at Donee's sole cost. If any Objections relate to any matters platted or designated on a Survey obtained by Donee, such Objections shall include a copy of the Survey. Donee's failure to make Objections within such time period will constitute waiver of Objections. The matters shown on such Survey or Title Commitment and not

objected to by Donee in writing within such time shall be "Permitted Encumbrances" hereunder. Donor will have ten (10) days after receipt of the Objections to elect to cure or take no action with respect to the Objections. If the Objections are not cured within such ten (10) day period, Donee will have the option to do either of the following through the delivery of written notice to that effect to Donor within fifteen (15) days after Donor's receipt of the Objections:

- i. Terminate this Agreement; or
- ii. Waive the Objections and proceed to close, in which event the waived Objections shall become Permitted Encumbrances and Donor shall have no further obligation or liability with respect to such waived Objections, which shall be set forth as exceptions in the Deed.

8. Operating Prior to Closing. During the period from the Effective Date to the Closing Date, and except for the Permitted Encumbrances, Donor shall execute no contracts, leases or other agreements regarding the Donation Parcel that are not terminable on or before the Closing Date, without the written consent of Donee, which consent may be withheld by Donee at its sole discretion.

9. Donee Access. During the period between the Effective Date and the Contingency Date, Donor shall allow Donee, and Donee's agents, access to the Donation Parcel without charge and at all reasonable times for the purpose of Donee's investigation and testing the same. Donor shall provide to Donee, within ten (10) days after the Effective Date, a copy of all existing environmental site assessments relating to the Donation Parcel in Donor's possession or control (the "Existing Environmental Reports"), if any, without representation or warranty as to the accuracy thereof. Donee shall pay all costs and expenses of such investigation and testing and, to the extent permitted by law, to the extent permitted by law, shall indemnify, defend and hold Donor and the Donation Parcel harmless from all costs, liens and liabilities relating to the Donee's activities. Donee shall further repair and restore any damage to the Donation Parcel caused by or occurring during Donee's testing and return the Donation Parcel to substantially the same condition as existed prior to such entry.

10. Representations and Warranties by Donor. Donor represents and warrants to Donee as follows:

- a. **Donor's Authority.** The individuals executing this Agreement represent to Donee that they have the legal authority to execute this Agreement.
- b. **Environmental Laws.** To the best of Donor's actual knowledge, and except as may be set forth in, and without any investigation other than, the Existing Environmental Reports, if any, no toxic or hazardous substances or wastes, pollutants or contaminants (including, without limitation, asbestos, urea formaldehyde, the group of organic compounds known as polychlorinated biphenyls, petroleum products including gasoline, fuel oil, crude oil and various constituents of such products, and

any hazardous substance as defined in the Comprehensive Environmental Response, Compensation and Liability Act of 1980 ("CERCLA"), 42 U.S.C. § 9601-9657, as amended) have been generated, treated, stored, released or disposed of, or otherwise placed, deposited in or located on the Donation Parcel in violation of any environmental laws. To the best of Donor's actual knowledge, and except as may be set forth in, and without any investigation other than, the Existing Environmental Reports, if any, there are no substances or conditions in or on the Donation Parcel that may support a claim or cause of action under Resource Conservation and Recovery Act ("RCRA"), CERCLA or any other federal, state or local environmental statutes, regulations, ordinances or other environmental regulatory requirements, including without limitation, the Minnesota Environmental Response and Liability Act, Minn. Stat. Ch. 115B ("MERLA") and the Minnesota Petroleum Tank Release Cleanup Act, Minn. Stat. Ch. 115C.

- c. **Rights of Others to Purchase/Possess the Property.** Donor has not entered into any other contracts for the sale or conveyance of the Donation Parcel, nor has Donor granted any rights of first refusal or options to purchase or convey the Donation Parcel. No person or entity other than Donor is entitled to possession of the Donation Parcel. Donor represents that there are no tenants or third parties in possession of the Donation Parcel.
- d. **Violations.** Donor has not received any written notice of any violations of legal requirements (such as, but not limited to, zoning, building, fire, health, environmental or waste disposal requirements) with respect to the Donation Parcel that have not been entirely corrected.
- e. **Proceedings.** Donor has not received any notices and is not aware of any action, litigation, investigation, condemnation or proceeding of any kind pending or threatened against Donor or any portion of the Donation Parcel, including any notice of actual or threatened special assessments or reduction or curtailment of utility services.
- f. **FIRPTA.** Donor is not a "foreign person", "foreign partnership", "foreign trust" or "foreign estate" as those terms are defined in Section 1445 of the Internal Revenue Code.
- g. **Wells.** To the best of Donor's actual knowledge, there are no wells located on the Donation Property.
- h. **Storage Tanks, Individual Sewage Treatment Systems.** To the best of Donor's actual knowledge, no above ground or underground tanks, and no individual sewage treatment systems are located on or about the Donation Property.

Donor will indemnify and defend Donee, its successors and assigns, against, and will hold Donee, its successors and assigns, harmless from, any expenses or damages, including reasonable attorneys' fees, that Donee incurs because of the breach of any of

the above representations and warranties, whether such breach is discovered before or after the Closing.

11. **Representations and Warranties by Donee.** Donee has the full right, power, and authority to enter into this Agreement. The persons signing this Agreement on behalf of Donee have been duly authorized to sign this Agreement and to bind the Donee.
12. **Damage; Condemnation.** If, prior to the Closing Date, the Donation Parcel is damaged or destroyed by fire or other casualty, or eminent domain proceedings are commenced against all or any part of the Donation Parcel, Donor shall promptly give notice to Donee of such fact and at Donee's option (to be exercised within fifteen (15) days after Donor's notice), this Agreement may be terminated, in which event neither party will have further obligations under this Agreement.
13. **Assignment.** Neither party may assign any right or delegate any duty hereunder without the prior written consent of the other.
14. **Notices.** Any notice required or permitted to be given by any party upon the other is given in accordance with this Agreement if it is directed to Donor by delivering it personally to Donor, or if it is directed to Donee by delivering it personally to Donee; or if mailed by United States registered or certified mail, return receipt requested, postage prepared; or if sent cost paid with a nationally recognized, reputable overnight courier, properly addressed as follows:

If to Donor: Paradise Partners LLC
Dave Philp
19400 Hwy 7
Excelsior, MN 55331

If to Donee: Independent School District No. 110
Brian Gersich, Superintendent
512 Industrial Blvd
Waconia, MN 55387

With a copy to: Zachary Cronen
Squires, Waldspurger & Mace, P.A.
333 South Seventh Street, Suite 2800
Minneapolis, MN 55402

Notices shall be deemed effective on the earlier of the date of receipt or the date of deposit as aforesaid; provided, however, that if notice is given by mail, that the time for response to any notice by the other party shall commence to run two (2) business days after the same is deposited in the United States Mail; and provided, however, that if notice is given by overnight courier, that the time for response to any notice by the other party shall commence to run one (1) business day after the same is deposited with the overnight courier. Any party may change its address for the provision of notice by giving written

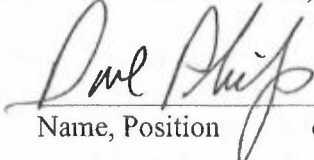
notice of such change to the other party, in any manner above specified, ten (10) days prior to the effective date of such change.

15. **Default.** If either party shall default in any of their respective obligations under this Agreement, the other party, by notice to such defaulting party specifying the nature of the default (“Default Notice”). If the defaulting party fails to cure such default in the manner required by this Agreement within thirty (30) days of its receipt of a Default Notice, then the non-defaulting party may, by written notice to the defaulting party, terminate this Agreement through the delivery of written notice to that effect to the defaulting party. Each of Donor and Donee agree that the right to terminate this Agreement shall be the sole remedy for a default of the other party, except for: (a) a default of Donor under Section 10, or (b) a default of Donee under Section 11, which in either case shall permit the non-defaulting party to pursue all rights and remedies available to the non-defaulting party under law or in equity.
16. **Relocation.** Donor acknowledges that Donor is voluntarily donating the Donation Parcel to Donee at Donor’s request, and therefore, Donor is not entitled to any compensation for relocation assistance and benefits, including benefits for loss of going concern. The provisions of this paragraph shall survive closing of the transaction contemplated by this Agreement. For purposes of this Agreement, “relocation assistance and benefits” shall have the meanings ascribed to them by the Uniform Relocation Assistance and Real Property Acquisition Policies Act, 42 U.S.C. Sections 4601-4655 (the federal URA) and the regulations implementing the federal URA, 49 C.F.R. Sections 24.1-24.603.
17. **Broker Commissions.** Donor and Donee warrant that there is no agreement in effect by them with any other broker, agent, or representative who shall be entitled to any commission in connection with this transaction. Each party agrees to indemnify, defend, and hold the other party harmless from the claims of any broker, real estate agent or similar party claiming through the indemnifying party.
18. **Miscellaneous.**
 - a. **Entire Agreement.** This Agreement embodies the entire agreement between the parties and cannot be varied, except by the written agreement of the parties. This Agreement supersedes all prior and contemporaneous negotiations, understandings and agreements, written or oral, between the parties. All exhibits attached to, and recitals set forth above, are hereby incorporated into this Agreement by this reference.
 - b. **Counterparts.** This Agreement may be executed in one or more counterparts, each of which shall be deemed to be an original and together which shall constitute one and the same Agreement. Signatures on this Agreement transmitted electronically shall be deemed to be valid and binding to the same extent as original signatures.
 - c. **Headings.** The headings contained in this Agreement are for reference purposes only and do not in any way affect the meaning or interpretation hereof.

- d. **Dates.** Time is of the essence with respect to this Agreement.
- e. **Enforceability.** If any provision of this Agreement is adjudged to be invalid or unenforceable by a court of competent jurisdiction, this Agreement should be construed as if such invalid or unenforceable provision had not been inserted herein and should not affect the validity or enforceability of the remainder of this Agreement.
- f. **Controlling Law.** This Agreement has been made under the laws of the State of Minnesota, and such laws will control its interpretation.
- g. **Binding Effect.** This Agreement binds and benefits the parties and their successors and assigns.
- h. **Construction.** All of the parties to this Agreement have participated freely in the negotiations and preparation hereof. Accordingly, this Agreement should not be construed more strictly against any one of the parties.

EXECUTED as of the last of the dates indicated by the signatures below, which will be deemed to be the "Effective Date" hereof for all purposes.

DONOR: PARADISE PARTNERS, LLC

 PARADISE PARTNERS LLC
 Name, Position *owner.*

 Name, Position

DONEE: INDEPENDENT SCHOOL DISTRICT NO. 110

 _____
 Kelly Amott, Board Chair

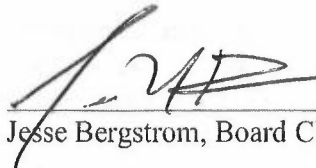
 _____
 Jesse Bergstrom, Board Clerk

Exhibit A

Legal Description

That part of the Northwest Quarter of the Northwest Quarter of Section 19, Township 116, Range 24, Carver County, Minnesota described as follows:

Beginning at a point on the south line of said Northwest Quarter of the Northwest Quarter of Section 19, said point being 652.67 feet East of the southwest corner of said Northwest Quarter of the Northwest Quarter as measured along the south line; thence westerly, along said south line, a distance of 652.67 feet to the southwest corner of said Northwest Quarter of the Northwest Quarter; thence North 00 degrees 05 minutes 03 seconds West, along the West line of said Northwest Quarter of the Northwest Quarter, to a point which is 506.00 feet south of the northwest corner of said Northwest Quarter of the Northwest Quarter; thence South 89 degrees 54 minutes 57 seconds East, to a point which bears North 14 degrees 57 minutes 59 seconds West from the point of beginning; thence South 14 degrees 57 minutes 59 seconds East, to the point of beginning.

RESOLUTION ACCEPTING DONATION OF REAL PROPERTY

Member Kelzer-Breeden motions to adopt the following resolution:

WHEREAS, Independent School District No. 110, Waconia (“District”) is generally authorized to accept donations of real or personal property pursuant to Minnesota Statutes section 465.03, for the benefit of its citizens with the terms prescribed by the donor, and is specifically authorized to accept gifts, provided the acceptance be adopted by a two-thirds majority of the School Board by a resolution;

WHEREAS, the School Board is further authorized under Minnesota Statutes section 123B.02, subdivision 6, to accept bequests, donations, or gifts for any proper purpose and apply the same to the purpose designated by the donor;

WHEREAS, Paradise Partners, LLC (the “Owner”) owns the property located at 9550 Airport Rd., Waconia, MN 55387, identified as Parcel ID No. 750191350 (the “Property”), which abuts Laketown Elementary School;

WHEREAS, Owner has offered to donate the Property to the District pursuant to the terms and conditions of the Donation Agreement, attached hereto as Exhibit A;

WHEREAS, the School Board finds that it is appropriate to accept the donation offered for the benefit of its citizens with the terms prescribed by the Owner, as allowed by law.

NOW, THEREFORE, BE IT RESOLVED AS FOLLOWS:

1. The donation by Owner of the Property, pursuant to the terms and conditions provided for in the Donation Agreement attached hereto as Exhibit A, is accepted. The donation of the Property will serve as a benefit to the citizens of the District.
2. The District’s administration and legal counsel are authorized and directed to take all steps necessary to finalize the Donation Agreement and to complete closing of the donation. The Board Chair and Board Clerk authorized and directed to sign the Donation Agreement. The Superintendent is authorized and directed to sign all other necessary closing documents on behalf of the District and the School Board.

The motion for the adoption of this Resolution was duly seconded by Wilson and on a roll call vote the following voted in favor of the Resolution: Amott, Arnita, Bergstrom, Hagen, Kelzer-Breeden, Rosin, and Wilson

And the following voted against this Resolution: none

Whereupon this resolution was declared duly passed and adopted.

ISD 110 School Board Work Session
Monday, October 13, 2025 7:00 PM Central

Waconia Public Schools - District Office -
Conf Rm A
512 Industrial Blvd.
Waconia, MN 55387

Members present: Amott, Bergstrom, Kelzer-Breeden, Wilson, Rosin, Hagen, Arnita
Members absent: none

1. ACTION ITEMS

1.A. Nordic Ski Cooperative

Motion by Wilson to approve Nordic Ski Cooperative
Kelzer-Breeden second
All in favor
Motion carried

1.B. Emerging Status Commitment for Girls' Wrestling

Motion by Rosin to approve Emerging Status Commitment for Girls' Wrestling
Hagen second
All in favor
Motion carried

1.C. City of Waconia MOU

Motion by Kelzer-Breeden to approve City of Waconia MOU
Bergstrom second
All in favor
Motion carried

1.D. Resolution Accepting Donation of Real Property (ROLL CALL VOTE)

Motion by Kelzer-Breeden to approve Resolution Accepting Donation of Real Property
Wilson second
All in favor
Motion carried

2. Comprehensive Achievement and Civic Readiness Report (used to be called World's Best Workforce) Nesvig shared updates on historical outcomes and upcoming changes to tests

3. WHS ELA Curriculum Review

Nesvig shared process and outcome of high schools English Language Arts curriculum review.

4. Superintendent Updates

4.A. Referendum Communications

Superintendent Gersich shared what referendum communications the district has presented, posted, and sent so far, and also the ones that are schedule for the next couple of weeks.

Meeting adjourned at 8:07pm.



[Home](#)

[Download](#)

View Options:

- Show Everything
- Presenter
- Description
- Attachments
- Comments
- Discussion
- Hide Everything

October 13, 2025 at 7:00 PM - ISD 110 School Board Work Session

Agenda

1. ACTION ITEMS

1.A. Nordic Ski Cooperative

Attachments: (2)

- [Boys Nordic - ECCS sign](#) 9/25/2025 at 2:39 PM
- [Girls Nordic - ECCS sign](#) 9/25/2025 at 2:40 PM

1.B. Emerging Status Commitment for Girls' Wrestling

Attachments: (3)

- [Emerging Status Description, Timeline and Application](#) 10/9/2025 at 2:37 PM
- [GW - Draft Timeline for Full Adoption - Draft #2](#) 10/9/2025 at 2:38 PM
- [Emerging Status Commitment Form - Girls Wrestling Team Dual](#) 10/9/2025 at 2:39 PM

1.C. City of Waconia MOU

Attachments: (3)

- [City of Waconia MOU - Finance Committee - 10-13-25](#) 10/3/2025 at 4:07 PM
- [2025-220 Approving Memorandum of Understanding Outlining a Payment Plan ISD #110 for HVAC Project at Safari Island \(2\)](#) 10/3/2025 at 4:07 PM
- [Finance Committee 8-11-25 - City of Waconia's Share of IAQ Project](#) 10/3/2025 at 4:07 PM


1.D. Resolution Accepting Donation of Real Property (ROLL CALL VOTE)

Attachments: (3)

- [Land Donation - Finance Committee - 10-13-25](#) 10/3/2025 at 4:09 PM
- [ISD 110 Donation Resolution](#) 10/3/2025 at 4:09 PM
- [Land Donation - Request to Rezone 9-24-25](#) 10/3/2025 at 4:10 PM

2. Comprehensive Achievement and Civic Readiness Report (used to be called World's Best Workforce)


Attachments: (1)

 [CACR and Local Literacy Plan School Board 10 25 \(1\)](#)

10/13/2025 at 12:11 PM

3. WHS ELA Curriculum Review

Attachments: (1)


 [Waconia High School ELA Curriculum and Standards Review School Board Work Session October 13, 2025 \(1\)](#)

10/13/2025 at 12:15 PM

4. Superintendent Updates

4.A. Referendum Communications

Attachments: (1)

 [Referendum Communications Update](#)

10/10/2025 at 3:19 PM

[<< Back to the Public Page for Waconia Public Schools](#)

Terms and Conditions of Use

Privacy Policy

 **BoardBook® Premier**

support@boardbook.org

888.587.2665

FIRST AMENDMENT TO DONATION AGREEMENT

THIS FIRST AMENDMENT TO DONATION AGREEMENT (the “Amendment”) is made as of this ___ day of _____, 2025 (the “Effective Date”) between Paradise Partners, LLC (“Donor”), a Minnesota limited liability company, and Independent School District No. 110, Waconia, a Minnesota public school district (“Donee”).

RECITALS

WHEREAS, Donor and Donee have entered into that certain Donation Agreement dated October 27, 2025 (the “Donation Agreement”);

WHEREAS, pursuant to the Donation Agreement, Donor has agreed to donate certain real property identified in the Donation Agreement as the “Donation Parcel” to Donee; and

WHEREAS, Donor and Donee wish to amend the Donation Agreement as set forth in this Amendment.

AGREEMENT

NOW, THEREFORE, Donor and Donee agree to amend the Donation Agreement as follows:

1. The first WHEREAS clause is deleted in its entirety and replaced with the following:

WHEREAS, Donor and/or its related LLCs or individuals – Paradise P. I LLC and/or Kate Kosiek and Michael Kosiek, Paradise P. II LLC, Paradise P. III LLC, and Paradise P. IV LLC – owns certain real property located at 9550 Airport Rd., Waconia, MN 55387, identified as Parcel ID No. 750191350, and legally described in the attached Exhibit A (the “Donation Parcel”);

2. The second WHEREAS clause is deleted in its entirety and replaced with the following:

WHEREAS, Donor on behalf of itself and its related LLCs or individuals – Paradise P. I LLC and/or Kate Kosiek and Michael Kosiek, Paradise P. II LLC, Paradise P. III LLC, and Paradise P. IV LLC – has agreed to a donation of the Donation Parcel to Donee; and

3. Paragraph 1 is deleted in its entirety and replaced with the following:

Donation of Property. Donor on behalf of itself and its related LLCs or individuals – Paradise P. I LLC and/or Kate Kosiek and Michael Kosiek, Paradise P. II LLC, Paradise P. III LLC, and Paradise P. IV LLC – agrees to donate to Donee, and Donee agrees to receive from Donor, the Donation Parcel. Donor shall convey fee title to the Donation Parcel together with all rights appurtenant to the Donation Parcel. If Donee fails, for any reason or no reason, to fulfill this Agreement, then this Agreement shall automatically terminate and be of no further force or effect.

4. Paragraph 4(a) is deleted in its entirety and replaced with the following:

Deed. Donor, through its related LLCs or individuals – Paradise P. I LLC and/or Kate Kosiek and Michael Kosiek, Paradise P. II LLC, Paradise P. III LLC, and Paradise P. IV LLC – shall execute a warranty deed conveying their right, title and interest in fee title to the Donation Parcel to Donee, free and clear of all encumbrances, except the Permitted Encumbrances hereafter defined (“Deed”). The Donation shall not have any reversionary interest to Donor or its related LLCs.

5. Except as modified in this Amendment, all other provisions of the Donation Agreement will remain in full force and effect.

6. This Amendment may be executed in one or more counterparts, each of which shall be deemed to be an original and together which shall constitute one and the same Amendment. Signatures on this Amendment transmitted electronically shall be deemed to be valid and binding to the same extent as original signatures.

IN WITNESS WHEREOF, Donor and Donee have caused this Amendment to be executed on the dates set forth below.

DONOR: PARADISE PARTNERS, LLC

Dave Philip
Owner, Paradise Partners, LLC

Date: _____

DONEE: INDEPENDENT SCHOOL DISTRICT NO. 110, WACONIA

Kelly Amott, Board Chair

Jesse Bergstrom, Board Clerk

Date: _____

**INDEPENDENT SCHOOL DISTRICT NO. 110, WACONIA
RESOLUTION ACCEPTING DONATION OF REAL PROPERTY
FROM PARADISE PARTNERS, LLC, RELATED LLCs, AND INDIVIDUAL DONORS**

WHEREAS, Independent School District No. 110, Waconia (“District”) and Paradise Partners, LLC (“Paradise Partners”) entered into a Donation Agreement dated October 27, 2025 (the “Donation Agreement”) under which Paradise Partners agreed to donate certain real property to the District; and

WHEREAS, the real property that is the subject of the Donation Agreement is located at 9550 Airport Road, Waconia, Minnesota 55387, identified as Parcel ID No. 75.0191350, and legally described in Exhibit A to the Donation Agreement (the “Donation Parcel”); and

WHEREAS, it has been determined through the title review process that the Donation Parcel is held by Paradise Partners, LLC and/or its related entities and individuals, specifically Paradise P. I LLC, Paradise P. II LLC, Paradise P. III LLC, Paradise P. IV LLC, Kate Kosiek, and Michael Kosiek (collectively, the “Donors”); and

WHEREAS, the District and Paradise Partners have entered into a First Amendment to Donation Agreement (the “First Amendment”) to clarify that the Donation Parcel is being donated by Paradise Partners, LLC on behalf of itself and the Donors, and to confirm that the Donors will convey fee title to the Donation Parcel to the District free and clear of all encumbrances, other than permitted encumbrances, and without any reversionary interest; and

WHEREAS, Minnesota Statutes section 465.03 provides that a school board may accept gifts, grants, or devise of real or personal property by resolution adopted by a two-thirds majority of its members; and

WHEREAS, the School Board of Independent School District No. 110 determines that acceptance of the Donation Parcel is in the best interests of the District and its students.

NOW, THEREFORE, BE IT RESOLVED by the School Board of Independent School District No. 110, Waconia, Minnesota, as follows:

1. Acceptance of Donation

The School Board hereby accepts the donation of the real property described as the Donation Parcel in the Donation Agreement and First Amendment, located at 9550 Airport Road, Waconia, Minnesota 55387 and identified as Parcel ID No. 75.0191350, from Paradise Partners, LLC, Paradise P. I LLC, Paradise P. II LLC, Paradise P. III LLC, Paradise P. IV LLC, Kate Kosiek, and Michael Kosiek, in accordance with Minn. Stat. § 465.03.

2. Approval of First Amendment

The School Board hereby approves the First Amendment to Donation Agreement in substantially the form presented to the Board, together with such non-substantive or conforming changes as may be approved by the Superintendent, Director of Finance & Operations, or legal counsel.

3. Authorization to Execute Documents

The School Board authorizes and directs the Board Chair, Board Clerk, Superintendent, and Director of Finance & Operations, or their designees, to execute and deliver, on behalf of the District, the First Amendment, one or more warranty deeds, closing documents, and any other agreements or instruments necessary or appropriate to effectuate the acceptance and transfer of the Donation Parcel to the District, and to take all actions they deem necessary or desirable to carry out the intent of this Resolution.

4. No Reversionary Interest

The School Board acknowledges and approves that the donation of the Donation Parcel shall be made to the District without any reversionary interest retained by any of the Donors.

Adopted this ___ day of _____, 2025, by the School Board of Independent School District No. 110, Waconia, Minnesota, by a two-thirds majority vote.

Kelly Amott, Board Chair

Jesse Bergstrom, Board Clerk

6.B. Enter Closed Meeting RE: Superintendent's
Evaluation